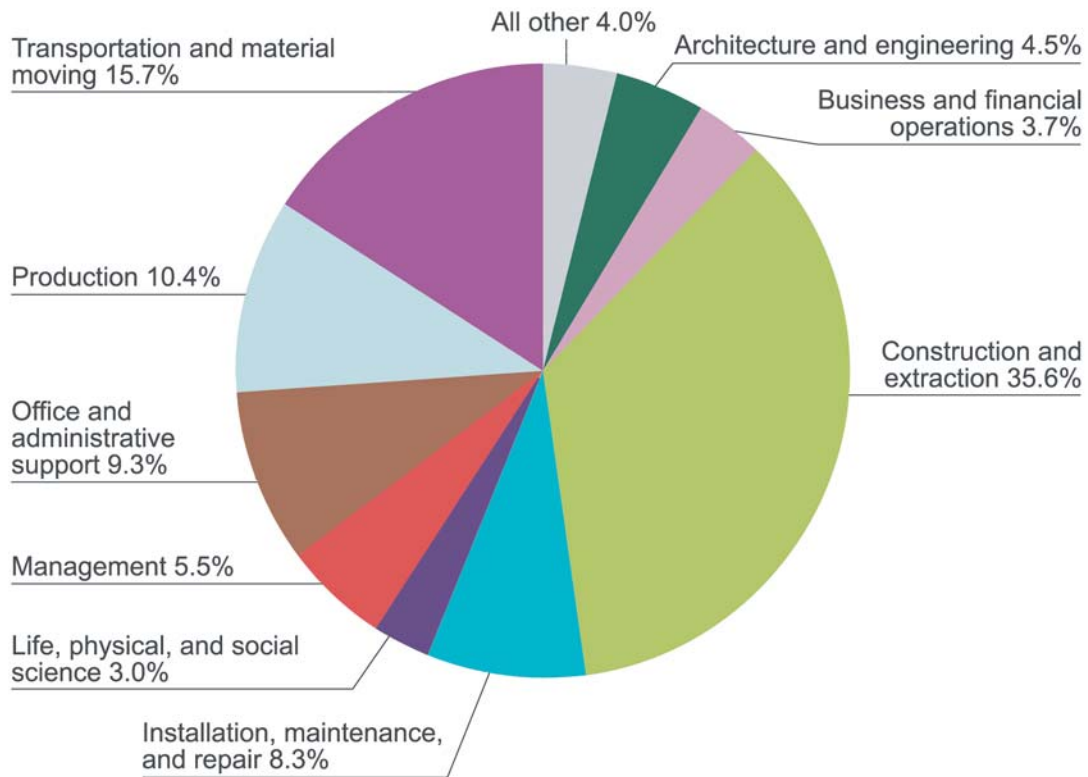


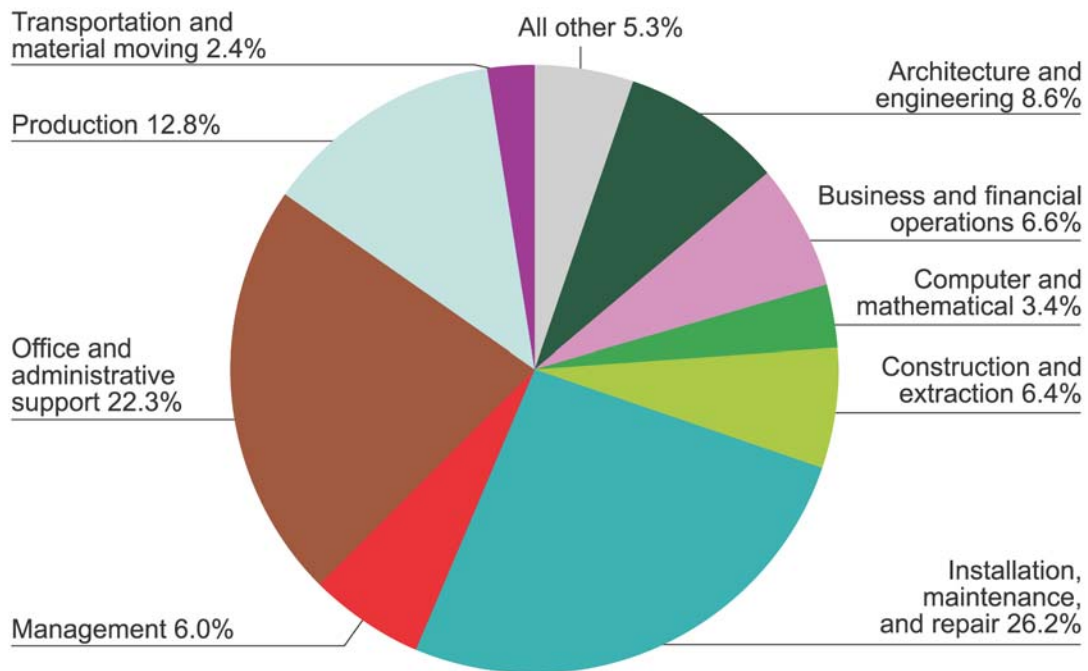
Chart 1. Percent distribution of employment in the mining sector (NAICS 21) by major occupational group, May 2004



The mining sector comprises three detailed (three-digit) industries: Oil and gas extraction; mining, except oil and gas; and support activities for mining. Mining, except oil and gas, is the largest detailed industry, employing 204,350 workers and making up 40.2 percent of total employment in the mining sector. This industry includes three four-digit industries: Coal mining, metal ore mining, and nonmetallic mineral mining and quarrying.

- Within the mining sector, there are 255 occupations.
- The occupation with the highest employment is roustabouts. The 26,750 roustabouts, split between the oil and gas extraction and support activities for mining industries, account for 5.3 percent of total mining employment.

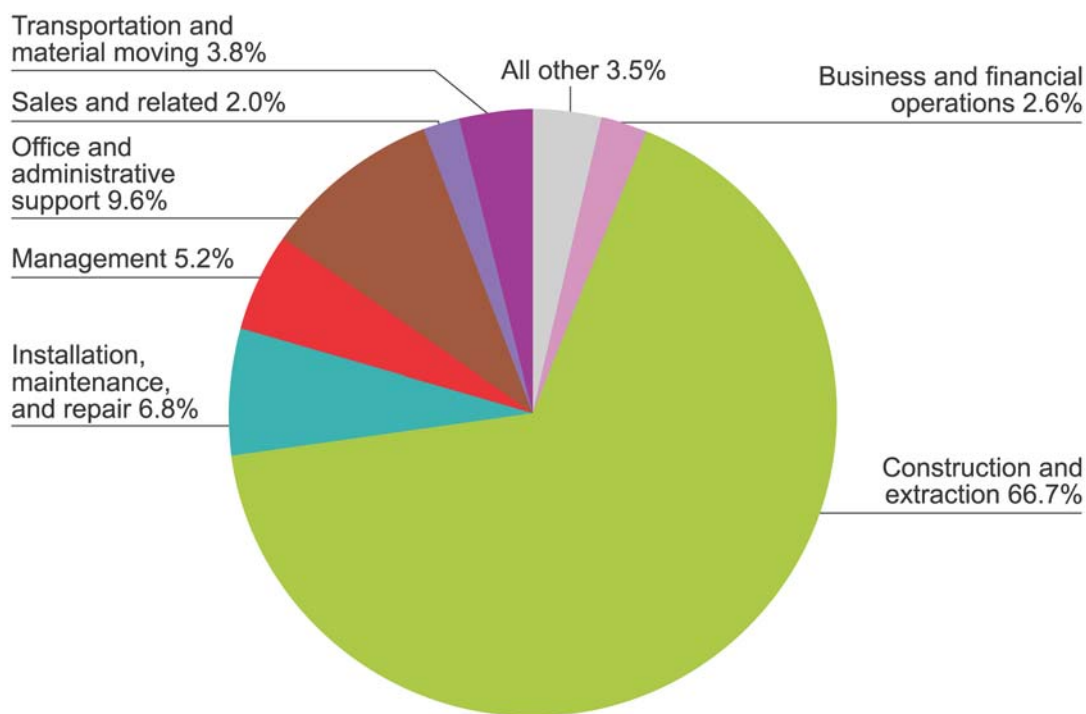
Chart 2. Percent distribution of employment in the utilities sector (NAICS 22) by major occupational group, May 2004



With 567,000 workers, the utilities sector is one of only 3 sectors employing fewer than 1 million workers, agriculture, farming, fishing, and hunting, and mining being the other 2. The utilities sector includes three four-digit industries: Electric power generation, transmission, and distribution; natural gas distribution; and water, sewage, and other systems.

- While chief executives, a management occupation with mean earnings of \$75.84 an hour, is the highest paid occupation in this industry, legal occupations are the highest paid occupational group, at \$48.52 hourly.
- The lowest paid occupational group is food preparation and serving related occupations, at \$10.11 an hour.
- With employment of 53,910, electric power-line installers and repairers is the largest of the 260 utilities occupations, accounting for 9.5 percent of sector employment. This occupation has a mean wage of \$24.83 an hour.

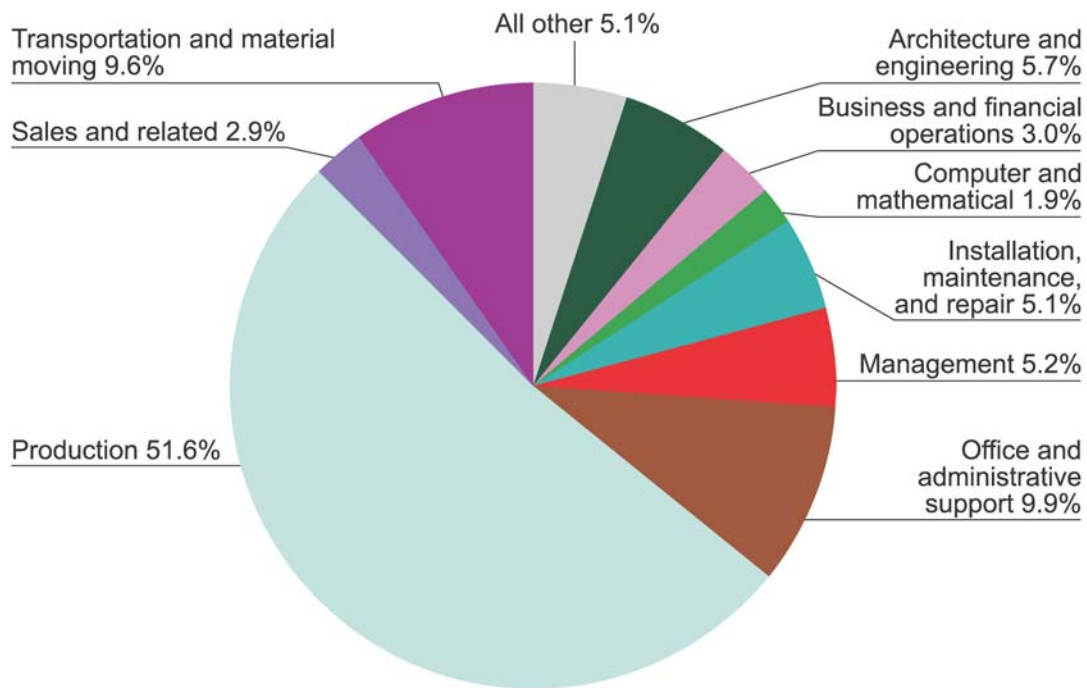
Chart 3. Percent distribution of employment in the construction sector (NAICS 23) by major occupational group, May 2004



Construction consists of three 3-digit and ten 4-digit detailed industries and encompasses 375 occupations.

- With 4.6 million workers out of the nearly 6.9 million in construction, construction and extraction is the largest group in this sector and the third-largest occupational group in any sector.
- The largest occupation is carpenters, with 724,350 employed, or 10.5 percent of construction employment. This sector has the highest concentration of carpenters: 82.1 percent of carpenter employment is in construction. Carpenters make an average of \$18.63 an hour in this sector.
- Aside from management and legal occupations, real estate brokers have the highest mean wage, \$38.52 an hour.
- Of construction and extraction occupations, elevator installers and repairers earn the highest mean wage, \$28.29 an hour.

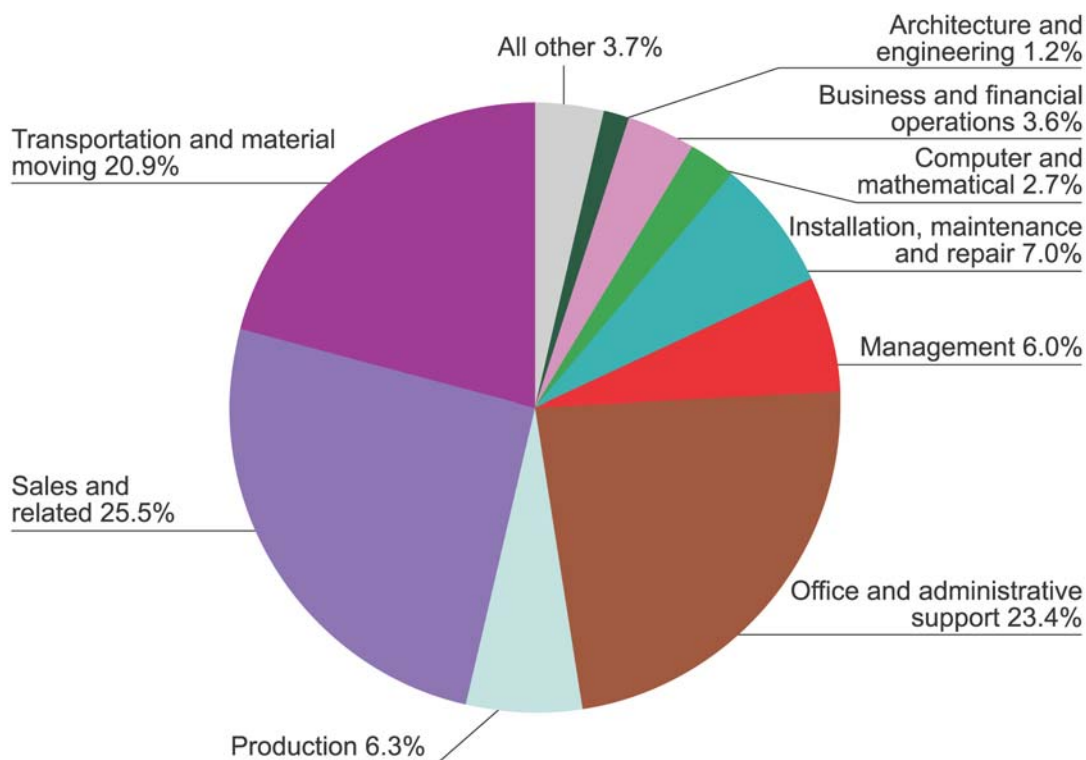
Chart 4. Percent distribution of employment in the manufacturing sector (NAICS 31-33) by major occupational group, May 2004



With 14.3 million employed, this sector, which comprises three 2-digit and twenty-one 3-digit industries, is the third largest. It ranks behind retail sales, with 15.2 million workers, and healthcare and social assistance, with 14.9 million workers.

- There are 574 occupations reported in the manufacturing sector, with team assemblers, which employs 938,970 persons or 6.6 percent of manufacturing employment, being the largest single occupation. Team assemblers earn an average of \$12.86 an hour.
- The largest occupational group, production, employs 7.4 million persons, at an average wage of \$14.40 an hour.
- The smallest occupational group, community and social services, employs 220 workers and has a mean wage of \$32.18, fourth highest for this sector, behind legal, management, and computer and mathematical occupations.

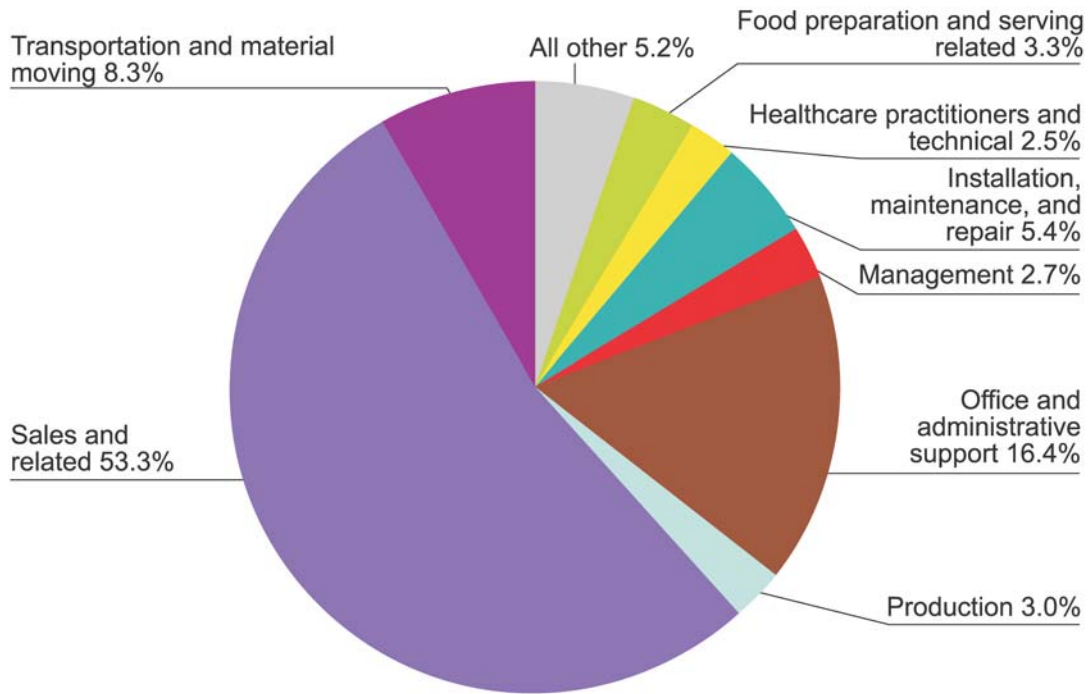
Chart 5. Percent distribution of employment in the wholesale trade sector (NAICS 42) by major occupational group, May 2004



Wholesale trade consists of three 3-digit industries and nineteen 4-digit industries. The largest 4-digit industry is grocery and related product wholesalers, with 687,060 persons employed. Farm product raw material merchants is the smallest 4-digit industry, employing 74,340 workers.

- In wholesale trade, sales and related occupations employ 1.4 million persons, the second-largest sector total for this occupational group after retail trade, which employs 8.1 million persons. However, the average hourly wage for this occupational group in wholesale trade is \$26.02 an hour, much higher than the \$11.19 an hour in retail trade.
- Of the 512 occupations reported in wholesale trade, sales representatives, wholesale and manufacturing, except technical and scientific products, is the largest. It includes 808,570 workers and accounts for 14.4 percent of total wholesale trade employment. The average wage for this occupation is \$26.26 per hour.

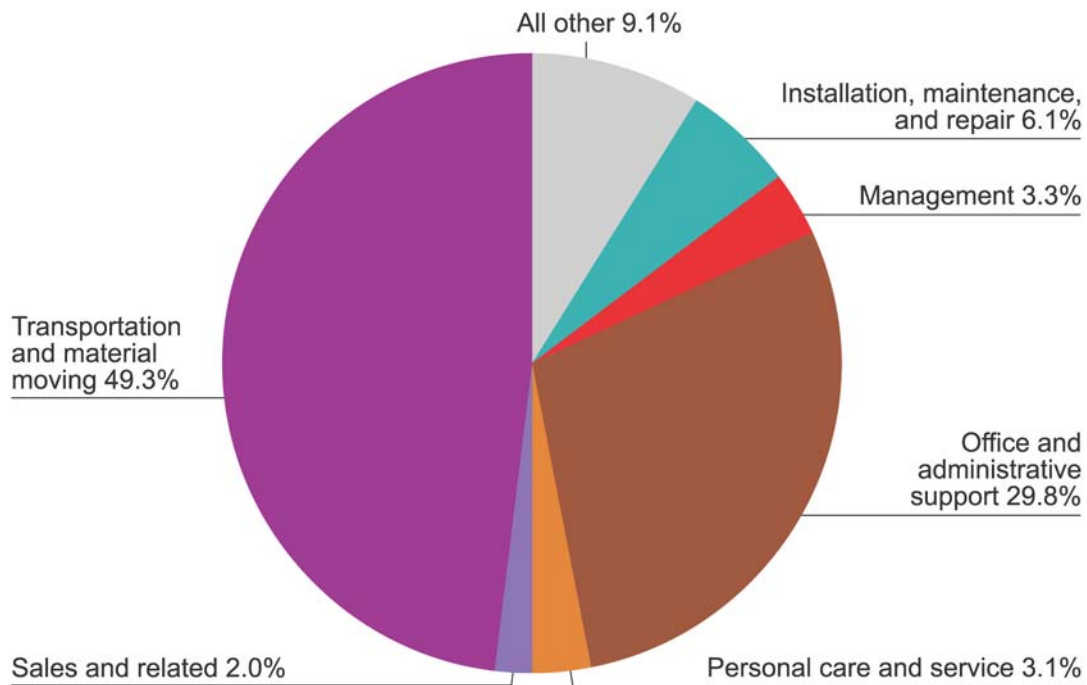
Chart 6. Percent distribution of employment in the retail trade sector (NAICS 44-45) by major occupational group, May 2004



Retail trade is the largest sector, with more than 15 million workers employed. It consists of two 2-digit industries, twelve 3-digit industries, and twenty-seven 4-digit industries. The largest 4-digit industry is grocery stores, employing 2.4 million persons at an average industry hourly wage of \$10.65.

- The legal occupational group has the third-highest average hourly wage for this sector, \$24.85, but that is the lowest average hourly wage for this group across all sectors. This group also is the second smallest in the sector, with 1,560 workers. Only community and social services, with 380 workers, includes fewer people.
- There are 3.8 million retail salespersons in the retail sector, forming the largest single occupation in this and all other sectors. This occupation makes up 25.1 percent of the retail trade workforce and pays a mean wage of \$10.94 an hour.
- Vending machine operators is the smallest occupation in this sector, employing 53,520 persons at an average wage of \$13.35.

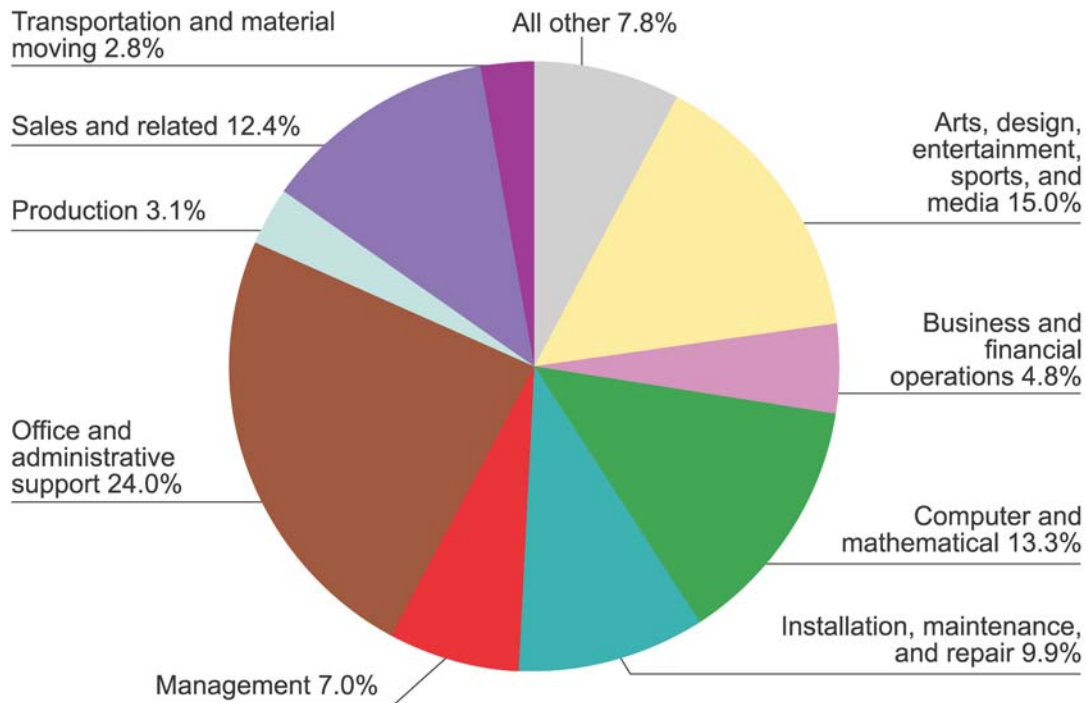
Chart 7. Percent distribution of employment in the transportation and warehousing sector (NAICS 48-49) by major occupational group, May 2004



Transportation and warehousing includes two 2-digit, eleven 3-digit, and twenty-nine 4-digit industries. The largest 4-digit industry is general freight trucking, with 941,040 persons employed, or 18.7 percent of the sector workforce. The smallest 4-digit industry is scenic and sightseeing transportation, other, with 2,110 workers.

- Truckdrivers, heavy and tractor trailer, is the largest of 437 occupations in this sector, totaling 833,670 workers, or 16.5 percent of transportation and warehousing employment. The mean wage for truckdrivers is \$17.33 per hour.
- Chief executives earn the highest mean wage in this sector, \$64.94 an hour. The highest nonmanagement, nonlegal mean wage is \$42.49 an hour, earned by securities, commodities, and financial services sales agents.

Chart 8. Percent distribution of employment in the information sector (NAICS 51) by major occupational group, May 2004

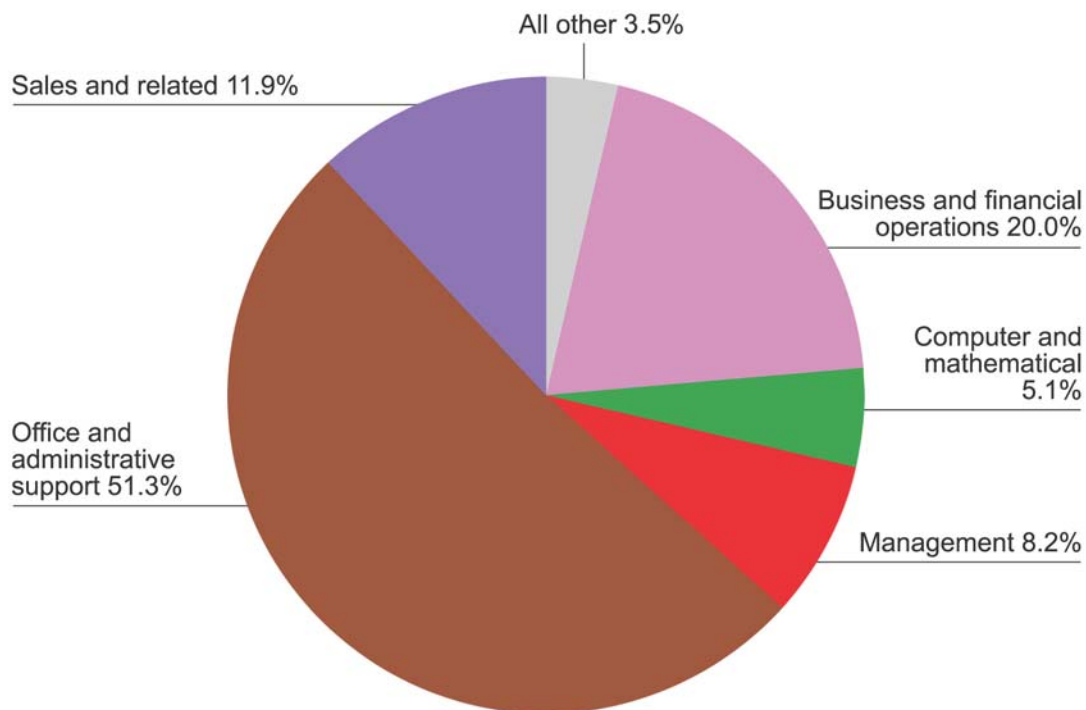


In the information sector, telecommunications is the largest 3-digit industry, employing 1 million persons or 33.4 percent of the workforce.

Newspaper, periodical, book, and directory publishers is the largest of the sixteen 4-digit industries in the information sector, employing 675,520 persons at an average wage of \$19.64 an hour. Other telecommunications, with 7,460 workers and an average wage of \$24.10 an hour, is the smallest 4-digit industry.

- Of the 327 occupations reported, customer service representatives is the largest, employing 207,530 persons or 6.6 percent of the sector's workforce at an average wage of \$16.28 an hour.
- Chief executives make their highest mean hourly wage, \$79.43, in the information sector.
- Lawyers have the top nonmanagement mean wage in the sector, \$69.76 an hour.

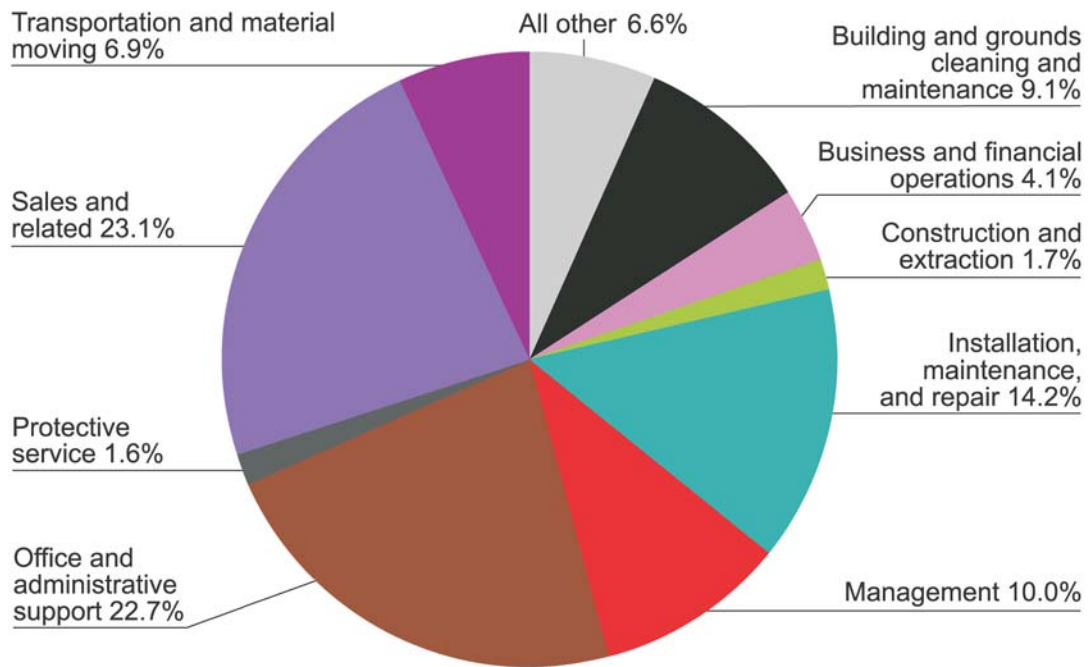
Chart 9. **Percent distribution of employment in the finance and insurance sector (NAICS 52) by major occupational group, May 2004**



There are five 3-digit and eleven 4-digit industries that make up the finance and insurance sector, employing 5.8 million persons. The largest 4-digit industry is depository credit intermediation, which employs 1.7 million workers or 30.1 percent of the sector.

- Tellers make up the largest of the 328 occupations reported. The 535,500 tellers earn a mean wage of \$10.29 an hour and account for 9.2 percent of sector employment.
- By major occupational group, the highest nonmanagement wage in this sector is that of architecture and engineering workers, \$33.19 an hour.
- Office and administrative support workers in this sector number 3 million. They constitute the largest occupation in finance and insurance, which employs more of these workers than does any other sector—13.1 percent of their total number—at an average wage of \$14.19 an hour.

Chart 10. Percent distribution of employment in the real estate and rental and leasing sector (NAICS 53) by major occupational group, May 2004

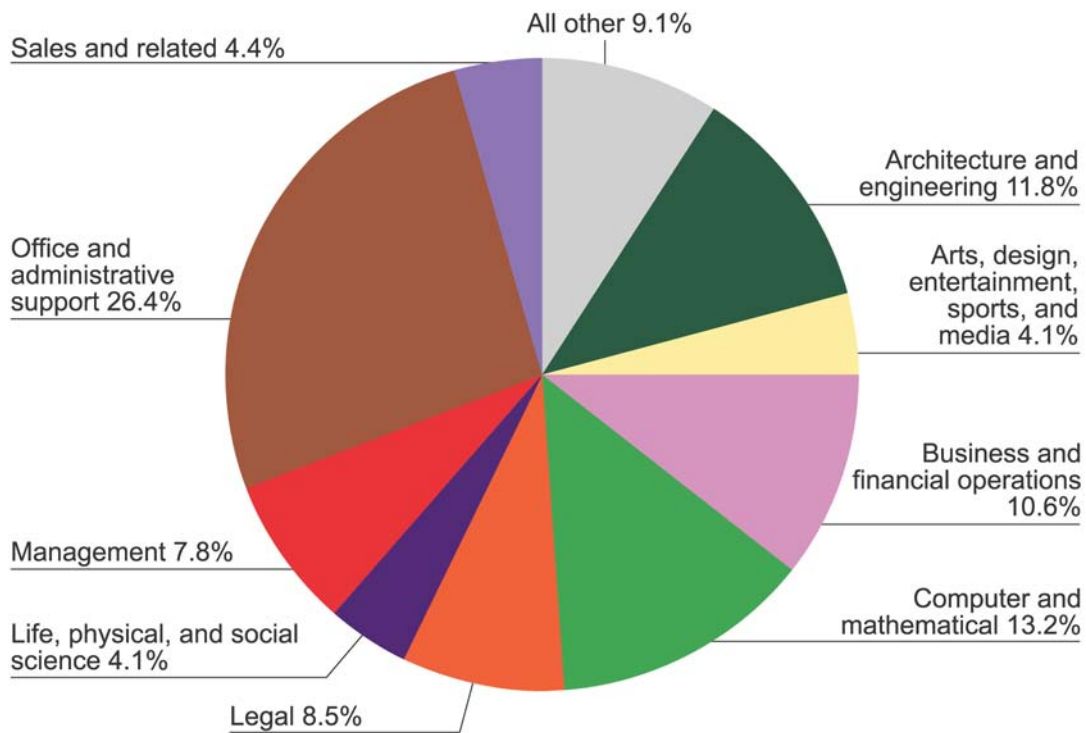


The real estate and rental and leasing sector includes three 3-digit industries and eight 4-digit industries and employs 2 million workers. Real estate is the largest 3-digit industry, with 1.4 million workers, or 67.7 percent of total sector employment.

Employees in the lessors of nonfinancial intangible assets, except copyrighted works, industry have the highest mean wage of the three- and four-digit industries, earning \$25.92 an hour.

- Maintenance and repair workers, general, is the largest of the 397 occupations reported for this sector, with 206,280 persons employed, or 10.0 percent of sector employment.
- Budget analysts earn the highest nonmanagement mean wage, \$67.20 an hour.

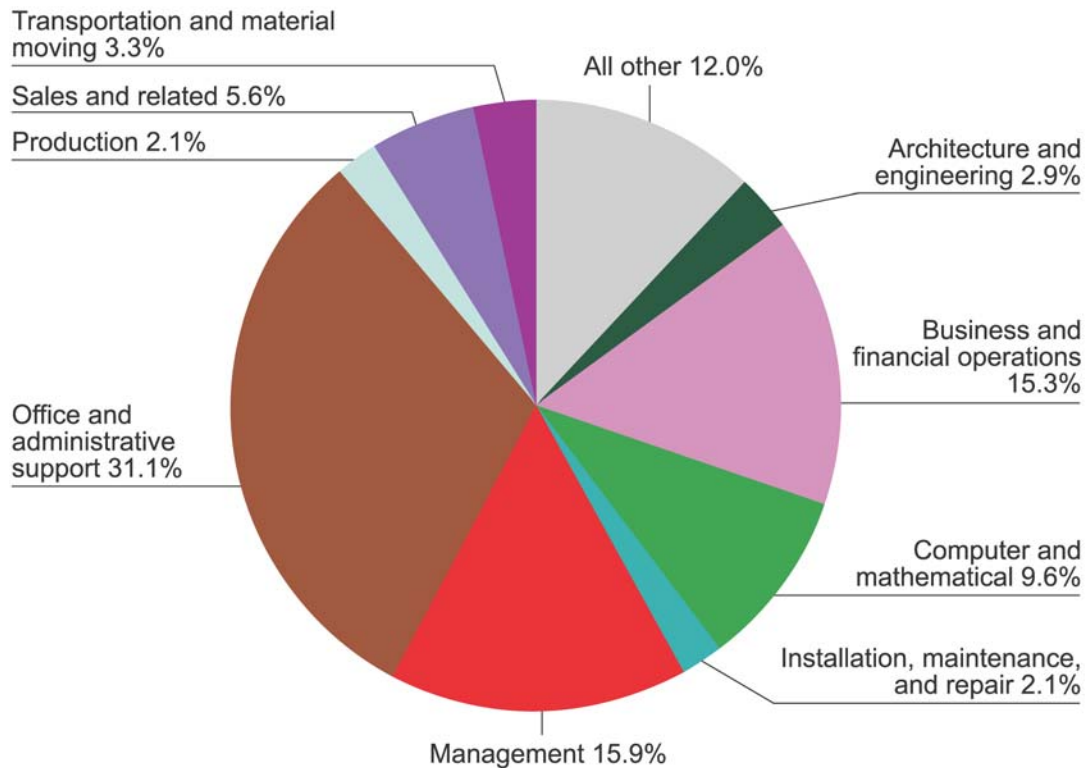
Chart 11. Percent distribution of employment in the professional, scientific, and technical services sector (NAICS 54) by major occupational group, May 2004



There are 6.7 million persons employed across nine 4-digit industries in this sector. The largest industry, architectural, engineering, and related services, employs 1.2 million workers or 18.5 percent of this sector at a mean wage of \$27.06 an hour.

- There are 358,200 lawyers, accounting for 5.4 percent of sector employment and constituting the largest of the 586 occupations reported in the sector. This sector employs 68.7 percent of all lawyers, with a mean wage of \$55.16 an hour, fourth highest of nonmanagement occupations in this sector.
- While chief executives earn the highest mean wage, \$76.50 an hour, speech-language pathologists earn the highest nonmanagement mean wage in this sector, \$68.81 an hour.
- This sector boasts the highest all-occupation mean wage, \$27.63 an hour. The three highest paid nonmanagement occupational groups are legal, computer and mathematical, and business and financial operations.

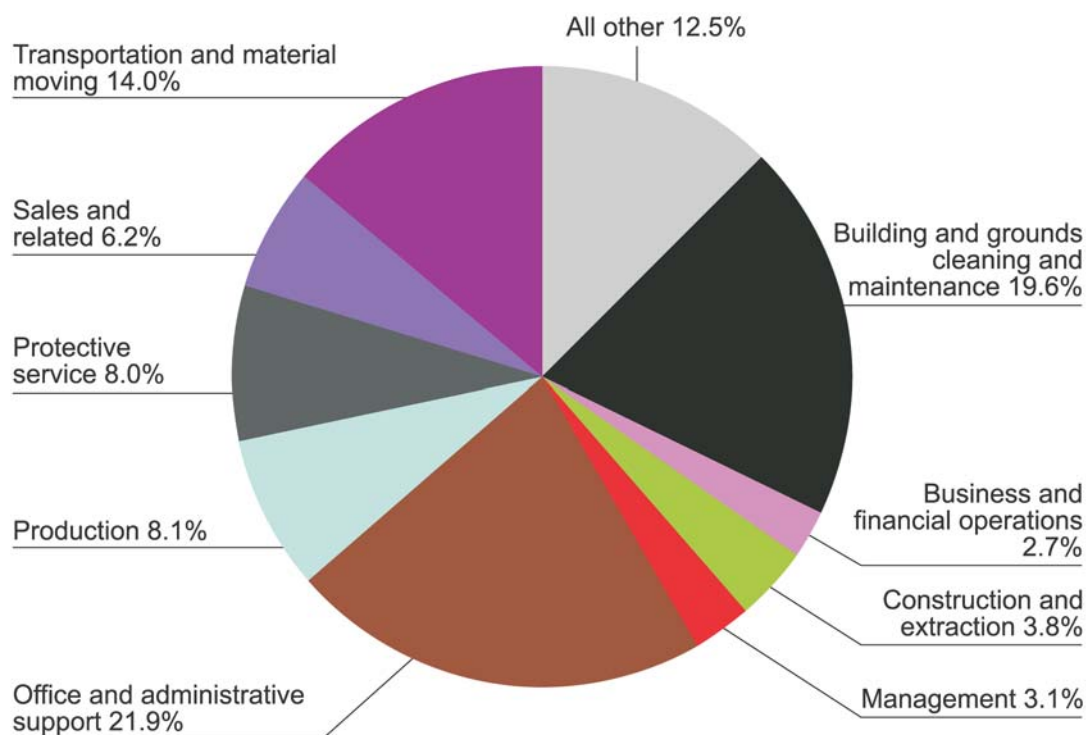
Chart 12. Percent distribution of employment in the management of companies and enterprises sector (NAICS 55) by major occupational group, May 2004



Management of companies and enterprises includes a single 3-digit industry and one 4-digit industry, employing 1.7 million workers. It is the fourth smallest of all sectors. The mean wage for all occupations in this sector is \$26.40 an hour, second highest across all sectors.

- Of the 524 occupations reported, customer service representatives is the largest. With 68,980 workers, it accounts for 4.0 percent of sector employment.
- The largest management occupation is general and operations managers, with 52,790 employed.
- The management of companies and enterprises sector is one of the few in which a nonmanagement occupation, surgeons, earns the highest mean wage: \$83.35 an hour.
- The occupation with the lowest mean wage is ushers, lobby attendants, and ticket takers, at \$6.33 an hour.

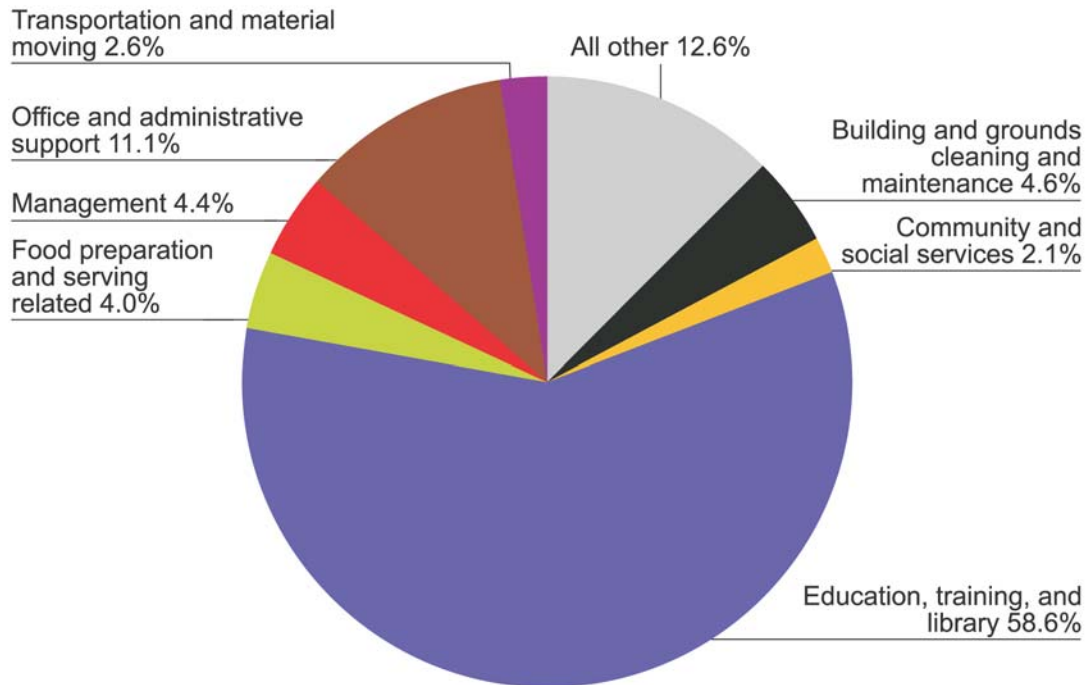
Chart 13. **Percent distribution of employment in the administrative and support and waste management and remediation services sector (NAICS 56) by major occupational group, May 2004**



This sector contains two 3-digit and eleven 4-digit industries. Among the 4-digit industries, employment services is the largest, with 3.4 million workers.

- Building and grounds cleaning and maintenance is not the largest occupational group in this sector, but the group is more concentrated in this sector than in any other. The 1.5 million workers in this occupational group in this sector constitute 35.9 percent of employment across all sectors for this occupational group. The mean wage for this group in this sector is \$9.99 an hour.
- Janitors and cleaners, except maids and housekeeping cleaners, is the largest of the 630 occupations reported, accounting for 9.6 percent of sector employment. The 754,620 janitors and cleaners employed in this sector have a mean wage of \$8.67.
- The occupation with highest mean wage is producers and directors, at \$75.85 an hour.

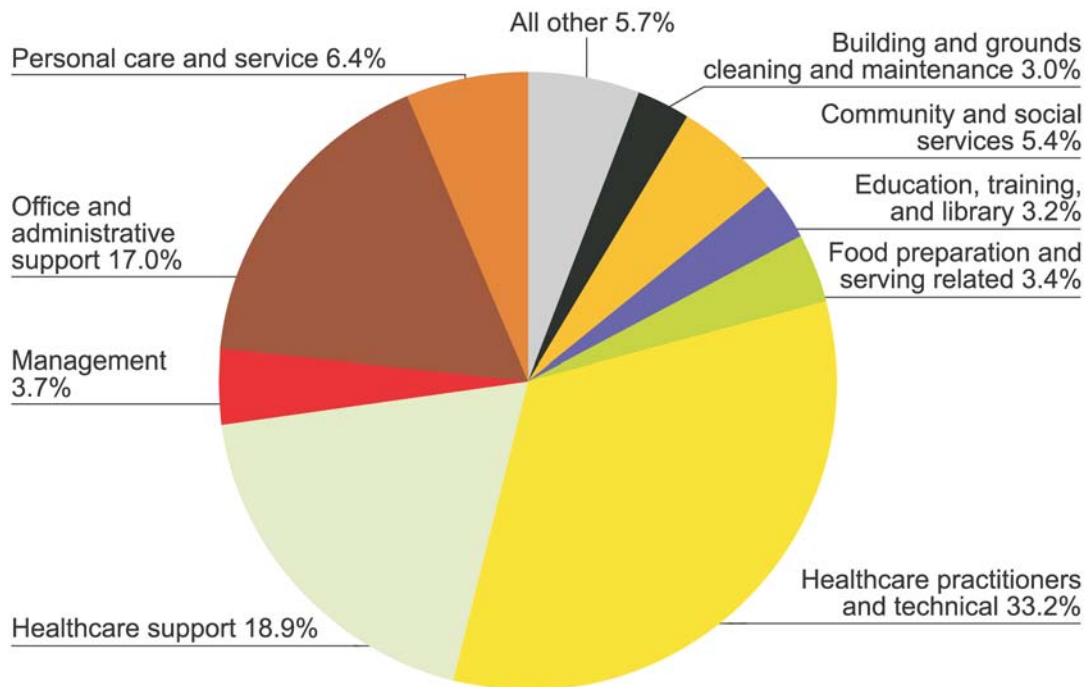
Chart 14. Percent distribution of employment in the educational services sector (NAICS 61) by major occupational group, May 2004



Educational services is made up of seven four-digit industries, six of which group schools by grade level, and one—educational support services—that includes support staff. The largest of these, by far, is elementary and secondary schools, which employs 8.2 million persons or 68.2 percent of this sector’s employment. This four-digit industry is larger than all but four NAICS sectors. Colleges, universities, and professional schools, the second-largest 4-digit industry, with nearly 2.6 million workers, has the highest mean wage for industries in this sector: \$22.70 an hour.

- Of the 581 occupations reported, elementary school teachers, except special education, is the largest occupation, employing more than 1.4 million workers.
- Obstetricians and gynecologists have the highest mean wage of any occupation in this sector, \$60.90 an hour.
- The lowest mean wage is that of cooks, private household, at \$6.10 hourly.

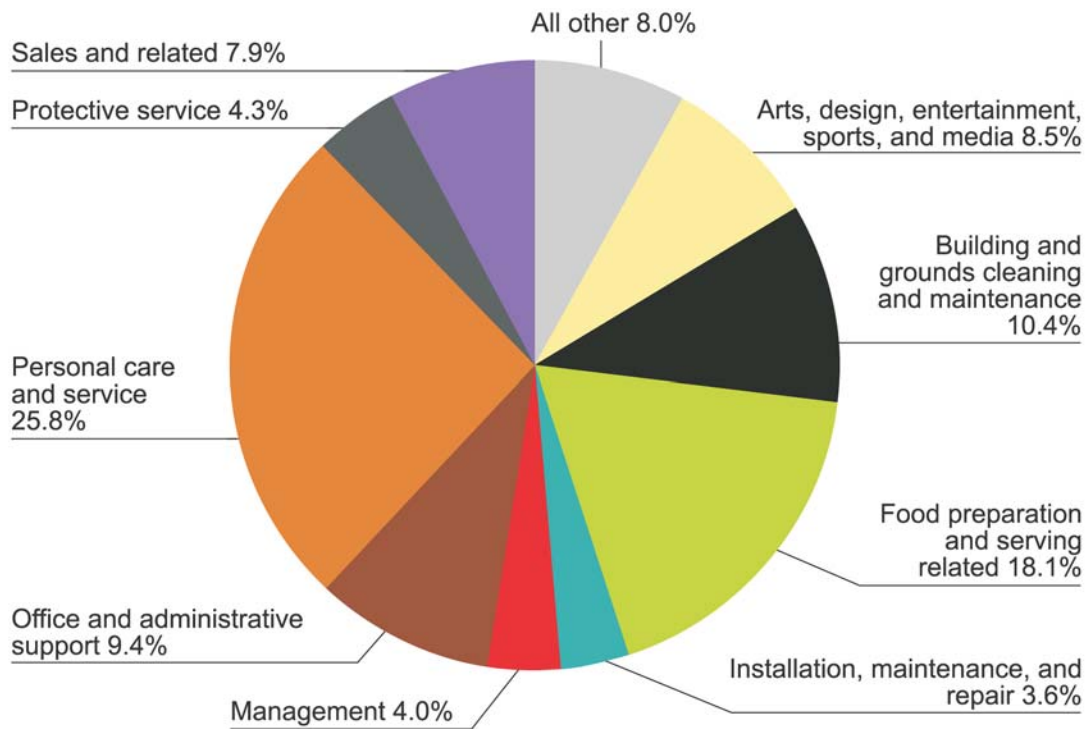
Chart 15. Percent distribution of employment in the healthcare and social assistance sector (NAICS 62) by major occupational group, May 2004



Employing 14.9 million persons in four 3-digit industries and eighteen 4-digit industries, the healthcare and social assistance sector is the second-largest major industry, behind only retail trade. Hospitals is the largest 3-digit industry, employing 5.2 million workers, more than one-third of the sector's workforce.

- The nearly 2 million registered nurses make that occupation the largest of the 495 reported in this sector. Nurses account for 13.2 percent of sector employment, with a mean wage of \$25.97 an hour.
- Unlike in most industries, many nonmanagerial occupations have the highest mean wages in this sector. Medical specialists earn 16 of the top 20 mean wages, and surgeons earn the highest mean wage, at \$88.03 an hour.
- This sector employs nearly half of all the community and social services occupations across all sectors, with 804,950 workers out of 1.7 million total workers in this occupational group employed in healthcare or social assistance positions.

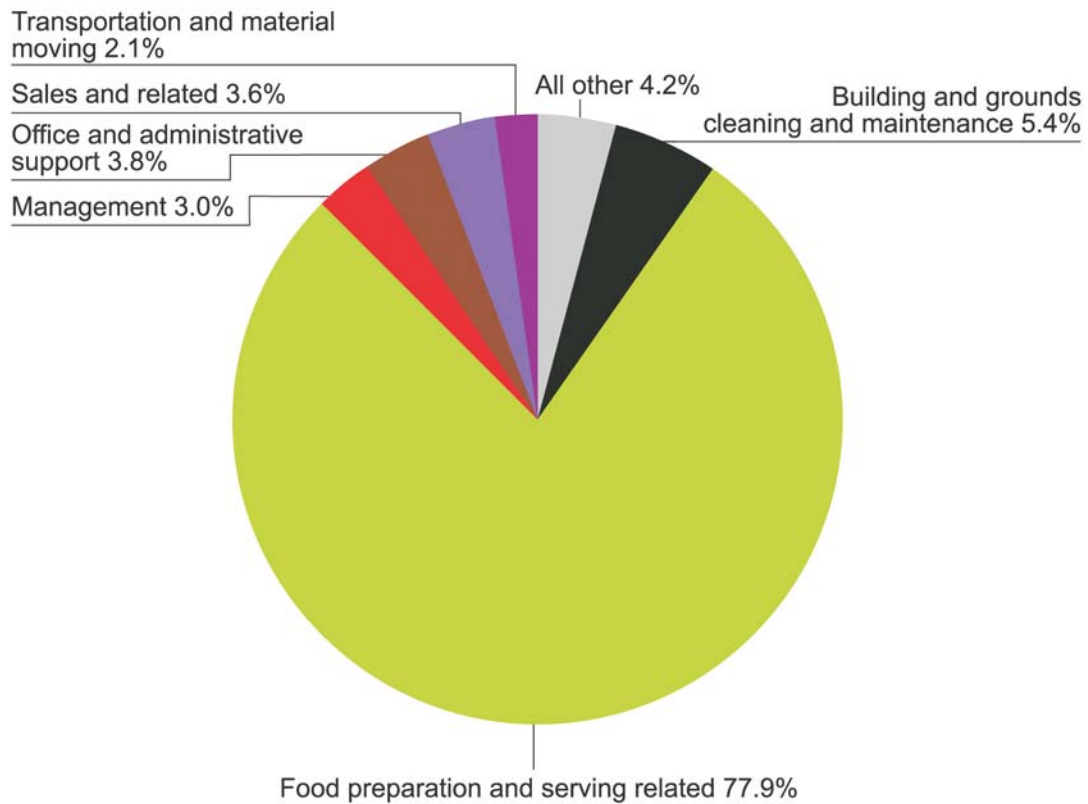
Chart 16. Percent distribution of employment in the arts, entertainment, and recreation sector (NAICS 71) by major occupational group, May 2004



The arts, entertainment, and recreation sector includes three 3-digit industries and nine 4-digit industries and employs more than 1.8 million persons. Amusement, gambling, and recreation is the largest 3-digit industry, with businesses employing 1.3 million workers or 72.5 percent of the entire sector. Coincidentally, the smallest of the 4-digit industries, agents and managers for artists, athletes, entertainers, and other public figures, has the highest mean wage. The 15,260 workers in this industry earn an average of \$25.69 an hour.

- Amusement and recreation attendants, with 151,360 workers, is the largest of the 375 occupations, accounting for 8.3 percent of industry employment.
- Personal care and service workers make up a larger portion of this sector than of any other sector, with 467,360 workers. The mean wage is \$10.74 an hour for this occupational group.

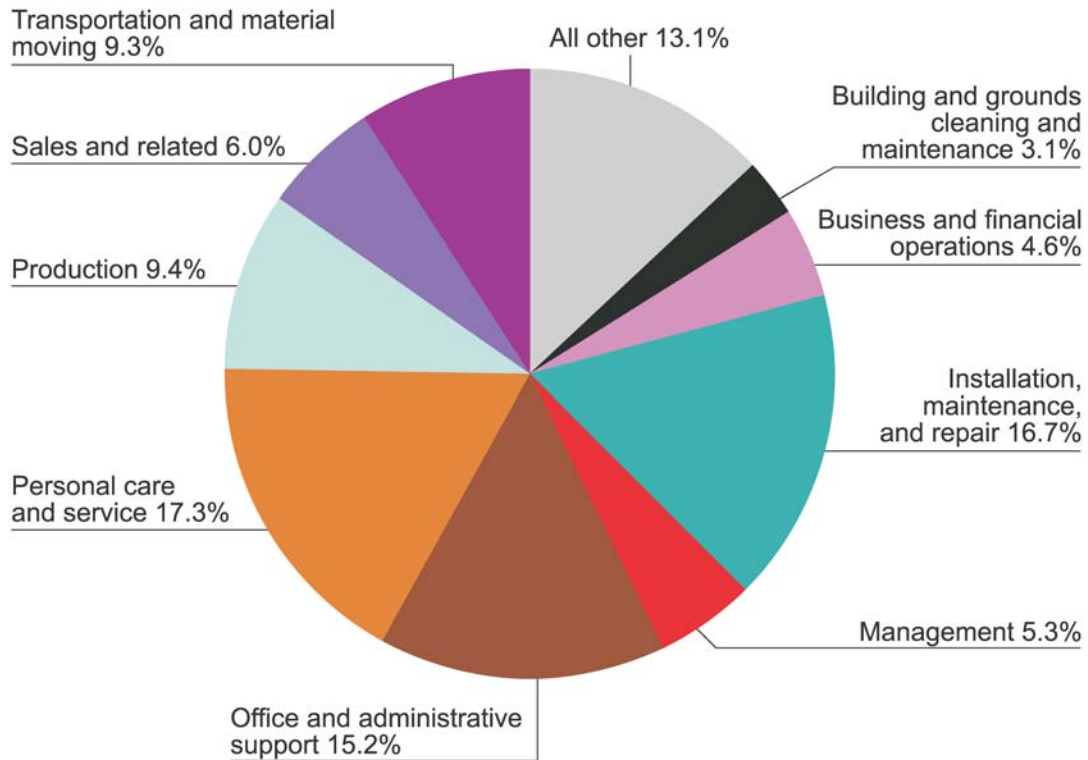
Chart 17. **Percent distribution of employment in the accommodation and food services sector (NAICS 72) by major occupational group, May 2004**



Accommodation and food services is made up of two three-digit industries of the same names—accommodation and food services—and seven four-digit industries. Accommodation employs 1.8 million workers, or 16.7 percent of the sector’s workforce, mostly in the 4-digit industry traveler accommodation. Food services employs 8.8 million workers, with almost half (4.1 million) in the full-service restaurant 4-digit industry. This sector has the lowest total mean wage of all major industry sectors. At \$9.06 an hour, this sector is almost \$1.50 less than the next-lowest industry (agriculture, farming, fishing, and hunting—\$10.46) and is more than \$8.50 less than the all-occupation mean wage of \$17.60.

- Waiters and waitresses make up the largest of the 287 occupations reported, with slightly more than 2 million workers.
- The mean wage for waiters and waitresses is \$7.60 an hour, which is more than 50 cents below the mean wage for the food preparation and serving related occupational group in which waiters and waitresses belong (\$8.21).

Chart 18. Percent distribution of employment in the other services sector (NAICS 81) by major occupational group, May 2004

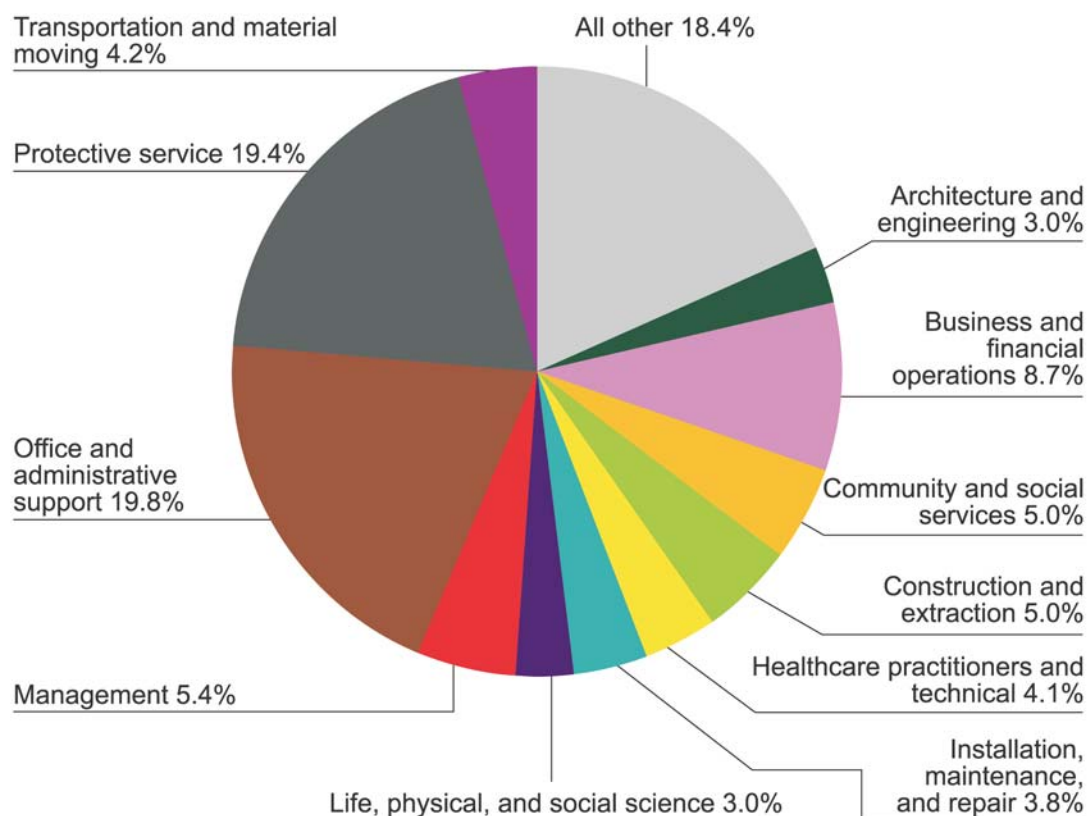


Of the thirteen 4-digit industries in this sector, automotive repair and maintenance is the largest, employing 888,520 persons or 23.5 percent of sector workers at a mean wage of \$14.44 an hour. This industry is part of the repair and maintenance three-digit industry group, one of three in the other services sector, along with personal and laundry services, and religious, grantmaking, civic, professional, and similar organizations.

The other services sector employs 3.8 million workers, or about 3.0 percent of the total workforce. Employment is evenly split among the three three-digit industries.

- Of the 540 occupations reported, hairdressers, hairstylists, and cosmetologists was the largest. With 300,690 workers, it accounted for 7.9 percent of sector employment.
- The highest mean wage, \$70.63 an hour, was that of a nonmanagerial occupation—dentists, general.

Chart 19. Percent distribution of employment in the public administration sector (NAICS 92) by major occupational group, May 2004



The public administration sector consists of establishments of Federal, State, and local government agencies. Local government employs 56.8 percent of the 9.4 million workers in public administration and has the lowest mean wage, at \$18.45 an hour.

- The largest of the 640 occupations in this sector—this sector includes the most occupations—is police and sheriff’s patrol officers, employing 603,400 persons and accounting for 6.4 percent of sector employment.
- The highest mean wage is that of psychiatrists, who make \$70.69 an hour.
- Business and financial operations is the largest occupational group at the Federal level (with 360,090 workers), the office and administrative support group employs the most in State government (517,260 persons), and the protective service occupational group accounts for the most workers in local government (1.3 million).