

PUBLIC ROADS ADMINISTRATION
FEDERAL WORKS AGENCY

INFORMATIONAL MEMORANDUM

DATE: SEPTEMBER 30, 1946

SUBJECT: TRAFFIC VOLUME TRENDS

August 1946 traffic on rural roads was slightly below the level of 1941, the previous all-time high, but continued well above the 1940 level, previously the second highest traffic year. On the basis of preliminary estimates, total travel during August 1946 on rural roads was 3 percent below that of August 1941. Traffic on main highways and on local roads likewise was 3 percent below the 1941 figures.

Traffic in the two western regions was 24 percent above corresponding 1941 counts; that in the central regions was 2 percent below; and that in the eastern regions was 17 percent below 1941 levels. In comparison with 1945 figures, traffic in the western regions increased 58 percent while that in both the central regions and in the eastern regions increased 37 percent.

Comparisons of city traffic in August 1946 with corresponding traffic in August 1945 are as follows:

6 stations in Chicago, Illinois +19.8 percent.
3 stations in Cleveland, Ohio +29.6 percent.
3 stations in Detroit, Michigan +16.0 percent.
1 station in Duluth, Minnesota +21.7 percent.
5 stations in St. Louis, Missouri +26.9 percent.
1 station in Santa Fe, New Mexico +28.5 percent.
1 station in Seattle, Washington +41.1 percent.
1 station in Tacoma, Washington +18.4 percent.
13 stations in Washington, D. C. +20.4 percent.

H. S. FAIRBANK, DEPUTY COMMISSIONER,
PUBLIC ROADS ADMINISTRATION

Attachments

UNITED STATES DEPARTMENT OF JUSTICE
FEDERAL BUREAU OF INVESTIGATION

MEMORANDUM FOR THE DIRECTOR
DATE: [illegible]
SUBJECT: [illegible]

[illegible text]

[illegible text]

[illegible text]

[illegible text]

[illegible text]

TABLE 1.--PRELIMINARY SUMMARY OF AUTOMATIC TRAFFIC RECORDER DATA
FOR AUGUST 1946 INCLUDING 564 STATIONS IN 41 STATES¹

Type of highway and State	Number of stations	Percentage change from August 1945	Type of highway and State	Number of stations	Percentage change from August 1945
<i>STATE HIGHWAYS</i>			<i>STATE HIGHWAYS (Continued)</i>		
Alabama	8	+31.6	Vermont	9	+56.7
Arizona	3	+42.0	Washington	10	+54.3
Arkansas	16	+35.4	West Virginia	8	+37.1
California	6	+62.9	Wisconsin	9	+49.6
Colorado	3	+49.0	Wyoming	5	+92.8
Connecticut	17	+50.0			
Delaware	6	+32.4	<i>TOTAL - 41 STATES</i>	531	+43.0
Florida	19	+29.0	<i>LOCAL HIGHWAYS</i>		
Georgia	7	+46.5	Alabama	2	+45.6
Idaho	8	+64.3	Connecticut	3	+26.2
Illinois	3	+37.8	Delaware	2	+9.8
Iowa	25	+44.9	Georgia	3	+34.0
Kansas	14	+40.1	Iowa	8	+20.5
Kentucky	8	+35.7	Maryland	1	+7.6
Louisiana	4	+42.3	Michigan	2	+34.2
Maine	9	+49.3	Missouri	1	-16.9
Maryland	17	+35.1	Montana	2	+28.2
Massachusetts	9	+37.9	Nebraska	1	+40.2
Michigan	26	+40.6	North Dakota	2	-8.4
Mississippi	10	+45.4	Ohio	2	+19.3
Missouri	22	+46.4	Oregon	1	+90.9
Montana	12	+64.8	Rhode Island	1	+35.2
Nebraska	11	+48.9	Tennessee	1	+36.4
Nevada	16	+64.1	Wisconsin	1	+54.6
New Mexico	12	+39.1			
North Carolina	18	+47.0	<i>TOTAL - 15 STATES</i>	33	+35.4
North Dakota	10	+51.7	<i>ALL HIGHWAYS</i>		
Ohio	21	+45.8	<i>41 STATES</i>	564	+40.9
Oklahoma	20	+38.2	<i>3 EASTERN REGIONS</i>	162	+36.9
Oregon	4	+37.4	<i>4 CENTRAL REGIONS</i>	312	+37.6
Pennsylvania	30	+41.9	<i>2 WESTERN REGIONS</i>	90	+58.2
Rhode Island	3	+29.7			
South Dakota	9	+76.0			
Tennessee	3	+31.6			
Texas	73	+30.2			
Utah	8	+53.3			

¹ Includes all States except Indiana, Minnesota, New Hampshire, New Jersey, New York, South Carolina, and Virginia.

UNITED STATES DEPARTMENT OF THE INTERIOR
BUREAU OF LAND MANAGEMENT

Section	Range	Township	County	State	Acres	Original Grant	Original Patent	Original Date	Original No.	Original Name
1	1	1	1	1	1	1	1	1	1	1
2	2	2	2	2	2	2	2	2	2	2
3	3	3	3	3	3	3	3	3	3	3
4	4	4	4	4	4	4	4	4	4	4
5	5	5	5	5	5	5	5	5	5	5
6	6	6	6	6	6	6	6	6	6	6
7	7	7	7	7	7	7	7	7	7	7
8	8	8	8	8	8	8	8	8	8	8
9	9	9	9	9	9	9	9	9	9	9
10	10	10	10	10	10	10	10	10	10	10
11	11	11	11	11	11	11	11	11	11	11
12	12	12	12	12	12	12	12	12	12	12
13	13	13	13	13	13	13	13	13	13	13
14	14	14	14	14	14	14	14	14	14	14
15	15	15	15	15	15	15	15	15	15	15
16	16	16	16	16	16	16	16	16	16	16
17	17	17	17	17	17	17	17	17	17	17
18	18	18	18	18	18	18	18	18	18	18
19	19	19	19	19	19	19	19	19	19	19
20	20	20	20	20	20	20	20	20	20	20
21	21	21	21	21	21	21	21	21	21	21
22	22	22	22	22	22	22	22	22	22	22
23	23	23	23	23	23	23	23	23	23	23
24	24	24	24	24	24	24	24	24	24	24
25	25	25	25	25	25	25	25	25	25	25
26	26	26	26	26	26	26	26	26	26	26
27	27	27	27	27	27	27	27	27	27	27
28	28	28	28	28	28	28	28	28	28	28
29	29	29	29	29	29	29	29	29	29	29
30	30	30	30	30	30	30	30	30	30	30
31	31	31	31	31	31	31	31	31	31	31
32	32	32	32	32	32	32	32	32	32	32
33	33	33	33	33	33	33	33	33	33	33
34	34	34	34	34	34	34	34	34	34	34
35	35	35	35	35	35	35	35	35	35	35
36	36	36	36	36	36	36	36	36	36	36
37	37	37	37	37	37	37	37	37	37	37
38	38	38	38	38	38	38	38	38	38	38
39	39	39	39	39	39	39	39	39	39	39
40	40	40	40	40	40	40	40	40	40	40
41	41	41	41	41	41	41	41	41	41	41
42	42	42	42	42	42	42	42	42	42	42
43	43	43	43	43	43	43	43	43	43	43
44	44	44	44	44	44	44	44	44	44	44
45	45	45	45	45	45	45	45	45	45	45
46	46	46	46	46	46	46	46	46	46	46
47	47	47	47	47	47	47	47	47	47	47
48	48	48	48	48	48	48	48	48	48	48
49	49	49	49	49	49	49	49	49	49	49
50	50	50	50	50	50	50	50	50	50	50

This document is a reproduction of the original as recorded in the Bureau of Land Management files.

TABLE 2.--REVISED SUMMARY OF AUTOMATIC TRAFFIC RECORDER DATA
FOR JULY 1946 INCLUDING 620 STATIONS IN 46 STATES¹

Region and State	Number of stations	Percentage change from July 1945	Region and State	Number of stations	Percentage change from July 1945
<i>NEW ENGLAND</i>			<i>EAST SOUTH CENTRAL</i>		
Connecticut	20	+74.1	Alabama	10	+39.1
Maine	10	+76.0	Kentucky	7	+54.6
Massachusetts	9	+55.9	Mississippi	10	+47.8
New Hampshire	14	+83.2	Tennessee	7	+27.0
Rhode Island	4	+31.6	Subtotal	34	+42.7
Vermont	9	+92.6	<i>WEST SOUTH CENTRAL</i>		
Subtotal	66	+70.1	Arkansas	16	+39.8
<i>MIDDLE ATLANTIC</i>			Louisiana	5	+41.3
New York	2	+66.7	Oklahoma	20	+49.5
Pennsylvania	30	+56.4	Texas	73	+35.8
Subtotal	32	+57.4	Subtotal	114	+38.9
<i>SOUTH ATLANTIC</i>			<i>MOUNTAIN</i>		
Delaware	8	+42.6	Arizona	5	+59.5
Maryland	18	+50.8	Colorado	6	+51.9
Virginia	2	+54.7	Idaho	8	+82.2
West Virginia	11	+52.2	Montana	13	+76.0
Subtotal north portion	39	+49.7	Nevada	16	+93.8
Florida	16	+38.9	New Mexico	13	+46.0
Georgia	10	+62.4	Utah	10	+77.1
North Carolina	19	+64.1	Wyoming	5	+101.8
South Carolina	1	+73.9	Subtotal	76	+69.1
Subtotal south portion	46	+56.3	<i>PACIFIC</i>		
Subtotal region	85	+52.5	California	7	+68.4
<i>EAST NORTH CENTRAL</i>			Oregon	5	+80.4
Illinois	4	+50.8	Washington	10	+72.6
Indiana	22	+70.7	Subtotal	22	+72.0
Michigan	28	+58.7	<i>TOTAL ALL STATES</i> ²	620	+57.5
Ohio	22	+52.8	<i>STATE HIGHWAYS</i> ²	585	+63.4
Wisconsin	10	+47.0	<i>LOCAL HIGHWAYS</i>	35	+43.2
Subtotal	86	+57.9	<i>3 EASTERN REGIONS</i>	183	+52.7
<i>WEST NORTH CENTRAL</i>			<i>4 CENTRAL REGIONS</i>	339	+52.0
Iowa	34	+59.3	<i>2 WESTERN REGIONS</i>	98	+81.8
Kansas	13	+41.0			
Missouri	23	+60.2			
Nebraska	12	+55.4			
North Dakota	13	+100.9			
South Dakota	10	+67.5			
Subtotal	105	+59.6			

¹Combined State and local highways.

²Includes all States except Minnesota and New Jersey.

TABLE 3.--NUMBER OF VEHICLES, CLASSIFIED BY TYPES, USING TOLL FACILITIES IN AUGUST 1946 COMPARED WITH THOSE IN AUGUST 1945 AND 1941.

Facilities	1946			Percentage change from 1945			Percentage change from 1941		
	Total	Passenger cars	Trucks and busses	Total	Passenger cars	Trucks and busses	Total	Passenger cars	Trucks and busses
EASTERN REGIONS									
3 in the New England States	98,718	93,684	5,034	+69.0	+70.9	+39.4	-25.7	-26.8	+ 2.8
16 in the Middle Atlantic States	12,382,930	10,876,302	1,506,628	+37.7	+38.8	+30.1	+11.6	+ 8.6	+38.5
Fleetwood Viaduct, Westchester County, New York	550,901	550,901	---	+68.0	+68.0	--	- 1.1	- 1.1	--
Pennsylvania Turnpike	326,360	277,882	48,478	+77.9	+85.4	+44.5	-11.4	-17.8	+60.3
5 in the South Atlantic States	509,510	418,299	91,211	+41.9	+42.3	+39.8	- 2.1	- 6.2	+22.5
TOTAL - 26 facilities ¹	13,868,419	12,217,068	1,651,351	+39.8	+41.1	+31.0	+ 9.4	+ 6.4	+37.9
TOTAL - 29 facilities	14,934,567	13,193,141	1,741,426	+40.1	+41.7	+29.1			
CENTRAL REGIONS									
3 on the Great Lakes Canadian Border ²	653,630	633,793	19,837	+27.4	+27.4	+27.9	+35.7	+34.7	+79.0
2 in the Great Lakes Region	268,526	235,908	32,618	+61.0	+62.1	+53.2	+ 1.9	- 2.4	+49.9
Subtotal - 5 facilities	922,156	869,701	52,455	+35.6	+35.2	+42.6	+23.8	+22.1	+59.7
8 on the Ohio River	1,047,688	901,957	145,731	+13.2	+11.1	+28.3	- 9.5	-11.8	+ 8.6
2 in Kentucky	26,525	20,284	6,241	+32.3	+40.8	+10.6	+68.2	+69.4	+64.0
Subtotal - 10 facilities	1,074,213	922,241	151,972	+13.6	+11.6	+27.4	- 8.4	-10.9	+15.1
6 on the Mississippi and St. Croix Rivers St. Louis and north	433,724	385,067	48,657	+40.8	+43.5	+22.4	+ 7.4	+ 9.6	- 7.0
2 on the Mississippi River south of St. Louis	69,701	56,526	13,175	+30.1	+31.2	+25.8	+75.0	+67.2	+119.0
Subtotal - 8 facilities	503,425	441,593	61,832	+39.2	+41.8	+23.2	+13.5	+14.7	+ 6.0
4 on the Missouri River	198,629	166,047	32,582	+34.4	+38.0	+18.5	+23.6	+25.6	+14.6
2 in the Missouri River area	7,335	6,490	845	+49.5	+50.0	+45.2	+17.0	+15.7	+28.4
Subtotal - 6 facilities	205,964	172,537	33,427	+34.9	+38.4	+19.0	+23.4	+25.2	+15.0
2 on the Mexican Border	73,135	62,256	10,879	+34.5	+30.2	+66.1	+97.6	+30.2	+120.2
TOTAL - 31 facilities ¹	2,778,893	2,468,328	310,565	+26.6	+26.3	+28.9	+ 8.3	+ 7.2	+18.0
TOTAL - 34 facilities	2,778,789	2,643,549	339,240	+27.6	+27.3	+30.1			
WESTERN REGIONS									
2 in California	2,849,614	2,583,337	266,277	+17.5	+17.8	+14.1	+24.2	+22.2	+48.2
5 in the Oregon-Washington area	474,490	417,612	56,878	+38.9	+39.8	+33.2	+66.8	+65.2	+79.1
TOTAL - 7 facilities	3,324,104	3,000,949	323,155	+20.1	+20.5	+17.1	+28.9	+26.8	+52.8
UNITED STATES									
TOTAL - 64 facilities ¹	19,971,416	17,686,345	2,285,071	+34.2	+35.0	+28.6	+12.1	+ 9.5	+36.6
TOTAL - 70 facilities	21,241,460	18,837,639	2,403,821	+34.7	+35.7	+27.5			

¹ These facilities have comparative data for 1946, 1945 and 1941 and are included in the large total below.

² One of these facilities is in Western New York and therefore is related to similar facilities in the Central States.

GENERAL STATEMENT OF ACCOUNTS									
NAME OF ACCOUNT		ADDRESS		CITY		STATE		ZIP	
NO.	DATE	DESCRIPTION	AMOUNT	DATE	DESCRIPTION	AMOUNT	DATE	DESCRIPTION	AMOUNT
DEPOSIT									
1001	1/15/54	INITIAL DEPOSIT	100.00	1/15/54	INITIAL DEPOSIT	100.00	1/15/54	INITIAL DEPOSIT	100.00
1002	1/20/54	STATEMENT	50.00	1/20/54	STATEMENT	50.00	1/20/54	STATEMENT	50.00
1003	2/10/54	STATEMENT	75.00	2/10/54	STATEMENT	75.00	2/10/54	STATEMENT	75.00
1004	3/10/54	STATEMENT	100.00	3/10/54	STATEMENT	100.00	3/10/54	STATEMENT	100.00
1005	4/10/54	STATEMENT	125.00	4/10/54	STATEMENT	125.00	4/10/54	STATEMENT	125.00
1006	5/10/54	STATEMENT	150.00	5/10/54	STATEMENT	150.00	5/10/54	STATEMENT	150.00
1007	6/10/54	STATEMENT	175.00	6/10/54	STATEMENT	175.00	6/10/54	STATEMENT	175.00
1008	7/10/54	STATEMENT	200.00	7/10/54	STATEMENT	200.00	7/10/54	STATEMENT	200.00
1009	8/10/54	STATEMENT	225.00	8/10/54	STATEMENT	225.00	8/10/54	STATEMENT	225.00
1010	9/10/54	STATEMENT	250.00	9/10/54	STATEMENT	250.00	9/10/54	STATEMENT	250.00
1011	10/10/54	STATEMENT	275.00	10/10/54	STATEMENT	275.00	10/10/54	STATEMENT	275.00
1012	11/10/54	STATEMENT	300.00	11/10/54	STATEMENT	300.00	11/10/54	STATEMENT	300.00
1013	12/10/54	STATEMENT	325.00	12/10/54	STATEMENT	325.00	12/10/54	STATEMENT	325.00
1014	1/10/55	STATEMENT	350.00	1/10/55	STATEMENT	350.00	1/10/55	STATEMENT	350.00
1015	2/10/55	STATEMENT	375.00	2/10/55	STATEMENT	375.00	2/10/55	STATEMENT	375.00
1016	3/10/55	STATEMENT	400.00	3/10/55	STATEMENT	400.00	3/10/55	STATEMENT	400.00
1017	4/10/55	STATEMENT	425.00	4/10/55	STATEMENT	425.00	4/10/55	STATEMENT	425.00
1018	5/10/55	STATEMENT	450.00	5/10/55	STATEMENT	450.00	5/10/55	STATEMENT	450.00
1019	6/10/55	STATEMENT	475.00	6/10/55	STATEMENT	475.00	6/10/55	STATEMENT	475.00
1020	7/10/55	STATEMENT	500.00	7/10/55	STATEMENT	500.00	7/10/55	STATEMENT	500.00
1021	8/10/55	STATEMENT	525.00	8/10/55	STATEMENT	525.00	8/10/55	STATEMENT	525.00
1022	9/10/55	STATEMENT	550.00	9/10/55	STATEMENT	550.00	9/10/55	STATEMENT	550.00
1023	10/10/55	STATEMENT	575.00	10/10/55	STATEMENT	575.00	10/10/55	STATEMENT	575.00
1024	11/10/55	STATEMENT	600.00	11/10/55	STATEMENT	600.00	11/10/55	STATEMENT	600.00
1025	12/10/55	STATEMENT	625.00	12/10/55	STATEMENT	625.00	12/10/55	STATEMENT	625.00
1026	1/10/56	STATEMENT	650.00	1/10/56	STATEMENT	650.00	1/10/56	STATEMENT	650.00
1027	2/10/56	STATEMENT	675.00	2/10/56	STATEMENT	675.00	2/10/56	STATEMENT	675.00
1028	3/10/56	STATEMENT	700.00	3/10/56	STATEMENT	700.00	3/10/56	STATEMENT	700.00
1029	4/10/56	STATEMENT	725.00	4/10/56	STATEMENT	725.00	4/10/56	STATEMENT	725.00
1030	5/10/56	STATEMENT	750.00	5/10/56	STATEMENT	750.00	5/10/56	STATEMENT	750.00
1031	6/10/56	STATEMENT	775.00	6/10/56	STATEMENT	775.00	6/10/56	STATEMENT	775.00
1032	7/10/56	STATEMENT	800.00	7/10/56	STATEMENT	800.00	7/10/56	STATEMENT	800.00
1033	8/10/56	STATEMENT	825.00	8/10/56	STATEMENT	825.00	8/10/56	STATEMENT	825.00
1034	9/10/56	STATEMENT	850.00	9/10/56	STATEMENT	850.00	9/10/56	STATEMENT	850.00
1035	10/10/56	STATEMENT	875.00	10/10/56	STATEMENT	875.00	10/10/56	STATEMENT	875.00
1036	11/10/56	STATEMENT	900.00	11/10/56	STATEMENT	900.00	11/10/56	STATEMENT	900.00
1037	12/10/56	STATEMENT	925.00	12/10/56	STATEMENT	925.00	12/10/56	STATEMENT	925.00
1038	1/10/57	STATEMENT	950.00	1/10/57	STATEMENT	950.00	1/10/57	STATEMENT	950.00
1039	2/10/57	STATEMENT	975.00	2/10/57	STATEMENT	975.00	2/10/57	STATEMENT	975.00
1040	3/10/57	STATEMENT	1000.00	3/10/57	STATEMENT	1000.00	3/10/57	STATEMENT	1000.00
1041	4/10/57	STATEMENT	1025.00	4/10/57	STATEMENT	1025.00	4/10/57	STATEMENT	1025.00
1042	5/10/57	STATEMENT	1050.00	5/10/57	STATEMENT	1050.00	5/10/57	STATEMENT	1050.00
1043	6/10/57	STATEMENT	1075.00	6/10/57	STATEMENT	1075.00	6/10/57	STATEMENT	1075.00
1044	7/10/57	STATEMENT	1100.00	7/10/57	STATEMENT	1100.00	7/10/57	STATEMENT	1100.00
1045	8/10/57	STATEMENT	1125.00	8/10/57	STATEMENT	1125.00	8/10/57	STATEMENT	1125.00
1046	9/10/57	STATEMENT	1150.00	9/10/57	STATEMENT	1150.00	9/10/57	STATEMENT	1150.00
1047	10/10/57	STATEMENT	1175.00	10/10/57	STATEMENT	1175.00	10/10/57	STATEMENT	1175.00
1048	11/10/57	STATEMENT	1200.00	11/10/57	STATEMENT	1200.00	11/10/57	STATEMENT	1200.00
1049	12/10/57	STATEMENT	1225.00	12/10/57	STATEMENT	1225.00	12/10/57	STATEMENT	1225.00
1050	1/10/58	STATEMENT	1250.00	1/10/58	STATEMENT	1250.00	1/10/58	STATEMENT	1250.00
1051	2/10/58	STATEMENT	1275.00	2/10/58	STATEMENT	1275.00	2/10/58	STATEMENT	1275.00
1052	3/10/58	STATEMENT	1300.00	3/10/58	STATEMENT	1300.00	3/10/58	STATEMENT	1300.00
1053	4/10/58	STATEMENT	1325.00	4/10/58	STATEMENT	1325.00	4/10/58	STATEMENT	1325.00
1054	5/10/58	STATEMENT	1350.00	5/10/58	STATEMENT	1350.00	5/10/58	STATEMENT	1350.00
1055	6/10/58	STATEMENT	1375.00	6/10/58	STATEMENT	1375.00	6/10/58	STATEMENT	1375.00
1056	7/10/58	STATEMENT	1400.00	7/10/58	STATEMENT	1400.00	7/10/58	STATEMENT	1400.00
1057	8/10/58	STATEMENT	1425.00	8/10/58	STATEMENT	1425.00	8/10/58	STATEMENT	1425.00
1058	9/10/58	STATEMENT	1450.00	9/10/58	STATEMENT	1450.00	9/10/58	STATEMENT	1450.00
1059	10/10/58	STATEMENT	1475.00	10/10/58	STATEMENT	1475.00	10/10/58	STATEMENT	1475.00
1060	11/10/58	STATEMENT	1500.00	11/10/58	STATEMENT	1500.00	11/10/58	STATEMENT	1500.00
1061	12/10/58	STATEMENT	1525.00	12/10/58	STATEMENT	1525.00	12/10/58	STATEMENT	1525.00
1062	1/10/59	STATEMENT	1550.00	1/10/59	STATEMENT	1550.00	1/10/59	STATEMENT	1550.00
1063	2/10/59	STATEMENT	1575.00	2/10/59	STATEMENT	1575.00	2/10/59	STATEMENT	1575.00
1064	3/10/59	STATEMENT	1600.00	3/10/59	STATEMENT	1600.00	3/10/59	STATEMENT	1600.00
1065	4/10/59	STATEMENT	1625.00	4/10/59	STATEMENT	1625.00	4/10/59	STATEMENT	1625.00
1066	5/10/59	STATEMENT	1650.00	5/10/59	STATEMENT	1650.00	5/10/59	STATEMENT	1650.00
1067	6/10/59	STATEMENT	1675.00	6/10/59	STATEMENT	1675.00	6/10/59	STATEMENT	1675.00
1068	7/10/59	STATEMENT	1700.00	7/10/59	STATEMENT	1700.00	7/10/59	STATEMENT	1700.00
1069	8/10/59	STATEMENT	1725.00	8/10/59	STATEMENT	1725.00	8/10/59	STATEMENT	1725.00
1070	9/10/59	STATEMENT	1750.00	9/10/59	STATEMENT	1750.00	9/10/59	STATEMENT	1750.00
1071	10/10/59	STATEMENT	1775.00	10/10/59	STATEMENT	1775.00	10/10/59	STATEMENT	1775.00
1072	11/10/59	STATEMENT	1800.00	11/10/59	STATEMENT	1800.00	11/10/59	STATEMENT	1800.00
1073	12/10/59	STATEMENT	1825.00	12/10/59	STATEMENT	1825.00	12/10/59	STATEMENT	1825.00
1074	1/10/60	STATEMENT	1850.00	1/10/60	STATEMENT	1850.00	1/10/60	STATEMENT	1850.00
1075	2/10/60	STATEMENT	1875.00	2/10/60	STATEMENT	1875.00	2/10/60	STATEMENT	1875.00
1076	3/10/60	STATEMENT	1900.00	3/10/60	STATEMENT	1900.00	3/10/60	STATEMENT	1900.00
1077	4/10/60	STATEMENT	1925.00	4/10/60	STATEMENT	1925.00	4/10/60	STATEMENT	1925.00
1078	5/10/60	STATEMENT	1950.00	5/10/60	STATEMENT	1950.00	5/10/60	STATEMENT	1950.00
1079	6/10/60	STATEMENT	1975.00	6/10/60	STATEMENT	1975.00	6/10/60	STATEMENT	1975.00
1080	7/10/60	STATEMENT	2000.00	7/10/60	STATEMENT	2000.00	7/10/60	STATEMENT	2000.00
1081	8/10/60	STATEMENT	2025.00	8/10/60	STATEMENT	2025.00	8/10/60	STATEMENT	2025.00
1082	9/10/60	STATEMENT	2050.00	9/10/60	STATEMENT	2050.00	9/10/60	STATEMENT	2050.00
1083	10/10/60	STATEMENT	2075.00	10/10/60	STATEMENT	2075.00	10/10/60	STATEMENT	2075.00
1084	11/10/60	STATEMENT	2100.00	11/10/60	STATEMENT	2100.00	11/10/60	STATEMENT	2100.00
1085	12/10/60	STATEMENT	2125.00	12/10/60	STATEMENT	2125.00	12/10/60	STATEMENT	2125.00
1086	1/10/61	STATEMENT	2150.00	1/10/61	STATEMENT	2150.00	1/10/61	STATEMENT	2150.00
1087	2/10/61	STATEMENT	2175.00	2/10/61	STATEMENT	2175.00	2/10/61	STATEMENT	2175.00
1088	3/10/61	STATEMENT	2200.00	3/10/61	STATEMENT	2200.00	3/10/61	STATEMENT	2200.00
1089	4/10/61	STATEMENT	2225.00	4/10/61	STATEMENT	2225.00	4/10/61	STATEMENT	2225.00
1090	5/10/61	STATEMENT	2250.00	5/10/61	STATEMENT	2250.00	5/10/61	STATEMENT	2250.00
1091	6/10/61	STATEMENT	2275.00	6/10/61	STATEMENT	2275.00	6/10/61	STATEMENT	2275.00
1092	7/10/61	STATEMENT	2300.00	7/10/61	STATEMENT	2300.00	7/10/61	STATEMENT	2300.00
1093	8/10/61	STATEMENT	2325.00	8/10/61	STATEMENT	2325.00	8/10/61	STATEMENT	2325.00
1094	9/10/61	STATEMENT	2350.00	9/10/61	STATEMENT	2350.00	9/10/61	STATEMENT	2350.00
1095	10/10/61	STATEMENT	2375.00	10/10/61	STATEMENT	2375.00	10/10/61	STATEMENT	2375.00
1096	11/10/61	STATEMENT	2400.00	11/10/61	STATEMENT	2400.00	11/10/61	STATEMENT	2400.00
1097	12/10/61	STATEMENT	2425.00	12/10/61	STATEMENT	2425.00	12/10/61	STATEMENT	2425.00
1098	1/10/62	STATEMENT	2450.00	1/10/62	STATEMENT	2450.00	1/10/62	STATEMENT	2450.00
1099	2/10/62	STATEMENT	2475.00	2/10/62	STATEMENT	2475.00	2/10/62	STATEMENT	2475.00
1100	3/10/62	STATEMENT	2500.00	3/10/62	STATEMENT	2500.00	3/10/62	STATEMENT	2500.00

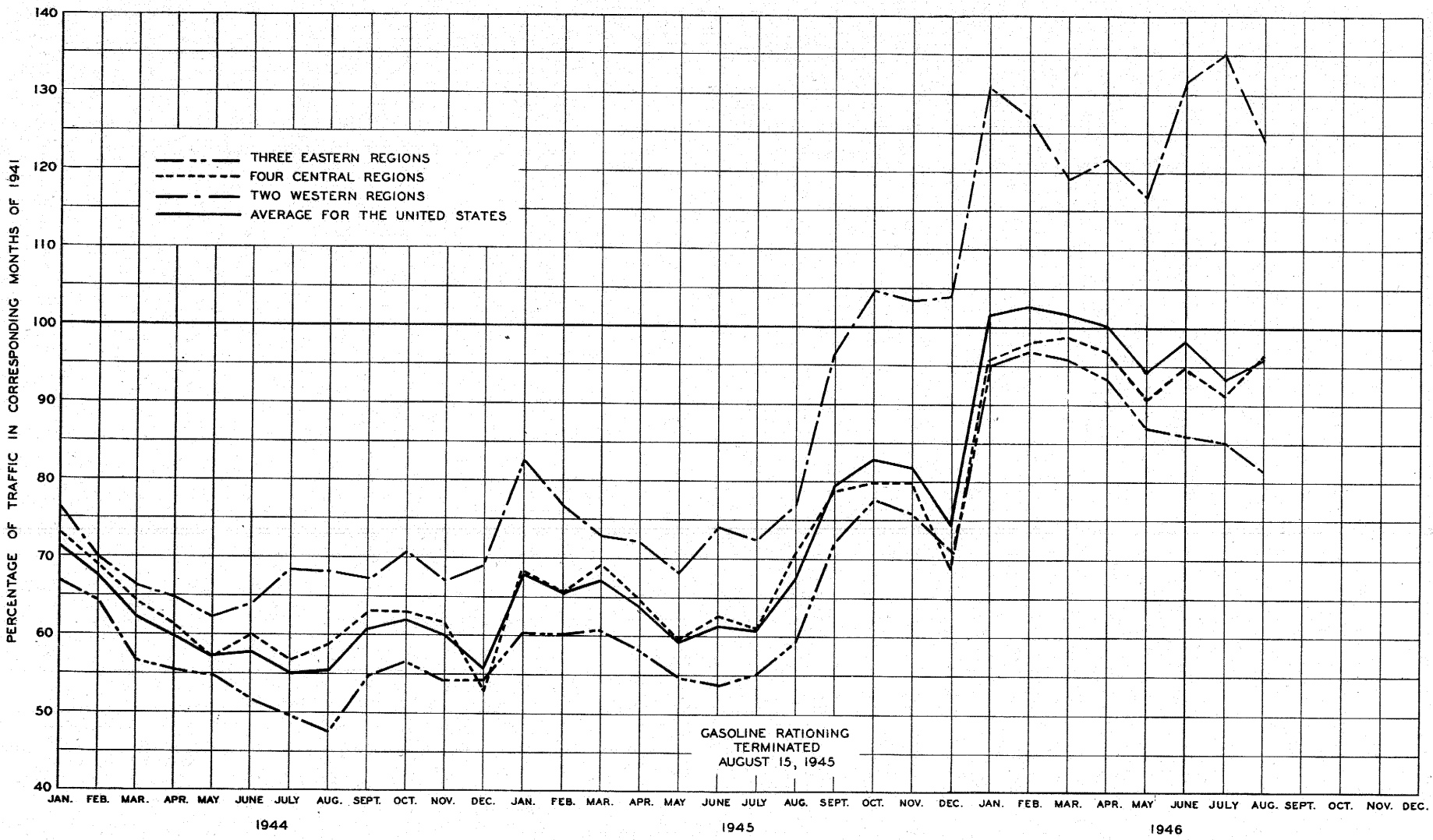


FIGURE I.- PERCENTAGE RELATIONS OF RURAL TRAFFIC IN MONTHS OF 1944, 1945 AND 1946 WITH THAT IN CORRESPONDING MONTHS OF 1941.

WIND SPEED WITH TIME IN CONSTRUCTION AND DURING THE TEST
WIND SPEED MEASUREMENTS OF WIND TUNNELS IN MODELS OF LOW-RISE BUILDINGS

1987

1987

WIND SPEED
MEASUREMENTS
DURING THE TEST


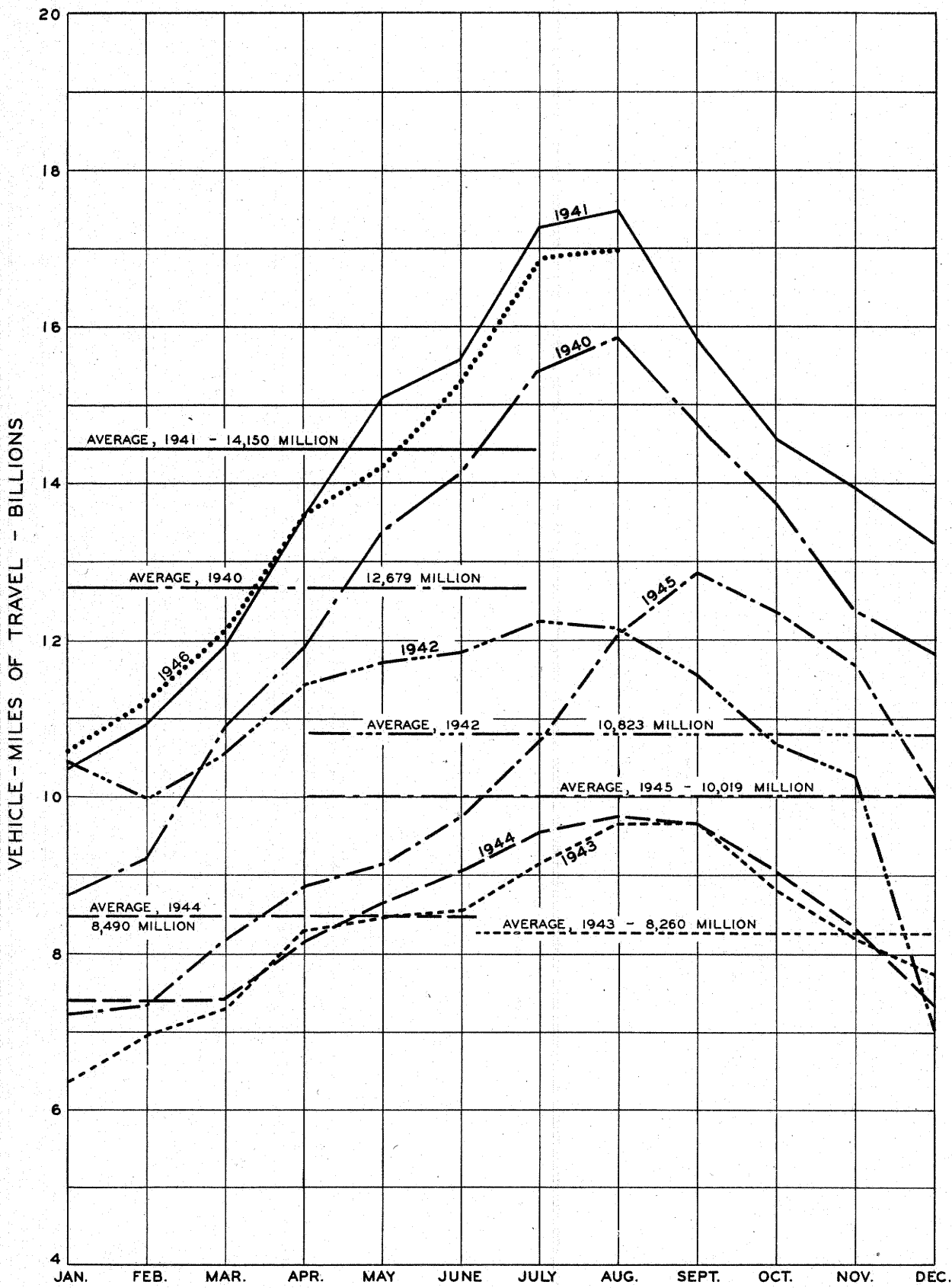


Figure 1. Wind speed measurements of wind tunnels in models of low-rise buildings.



P-4525

FIGURE 2.- VEHICLE-MILES OF TRAVEL ON ALL RURAL ROADS 1940 TO 1946 BY MONTHS.




FIGURE 2 - PERCENTAGE OF TRAVEL BY AIR, RAIL, BUS, AND MOTOR VEHICLES BY MONTH