

1992

Census of Transportation, Communications, and Utilities

TC92-CF-52

1993 COMMODITY FLOW SURVEY

United States



Acknowledgments

This report was prepared in the Services Division under the direction of **James M. Aanestad**, Assistant Chief for Current Services and Transportation Programs, assisted by **Robert E. Crowther** and **Michael Hartz**. Planning, implementation, and compiling of this report were under the supervision of **John L. Fowler**, Chief, Commodity Flow Survey Branch, assisted by **Wanda Dougherty**, **Marilyn Quiles-Amaya**, **Debra Corbett**, **Bruce Dembroski**, **Maria Dixon**, **Shirley Gray**, **Imelda Hall**, **Michael Jones**, **Bonnie Opalko**, **Joyce Price**, **Barbara Selinske**, **Eli Serrano**, and **Joyce Ware**.

The processing system and computer programs were developed under the general direction of **Don Dalzell**, former Assistant Chief for Processing Systems, and **Billy E. Stark**, Assistant Chief, Tabulation and Publication Systems, and current Assistant Chief, Processing Systems in the Decennial Management Division. Implementation of these programs was under the direction of **Jonathan G. Ankers**, former Chief, Processing Support and Analyst Systems Branch, assisted by **Peter J. Long**, **Sandra Brunner**, **Charles Eargle**, **Karen Mitchell**, **Willie Robertson**, **Judy Dawson**, **Nancy Rogers**, and **Donna Williams**. Implementation of the tabulation and publication programming was under the direction of **Robert Hemmig**, Chief, Publication Systems Branch, **Peggy Payne**, Chief, Publications Support Branch, assisted by **Sharon Fortuna**, and **Vicki Kee**, Chief, Tally Preparation Systems and Special Computer Projects Branch, assisted by **Dianne Simmons** and **Nancy Osbourn**. Also contributing were **Steven G. McCraith**, Chief, Quinquennial Surveys Branch, Economic Statistical Methods and Programming Division, assisted by **Joseph F. Keehan**, **Jacques Wilmore**, **John Nelson**, **Fiadema Young**, and **Zbigniew Gorski**. Also assisting was **Robert Jewett**, Economic Statistical Methods and Programming Division.

Sample design and statistical methodology were developed under the general direction of **Brian V. Greenberg** and **Ruth Ann Killion**, former Assistant Chiefs, and **Howard Hogan**, current Assistant Chief, Research and Methodology. Sample design including estimation and variance methodology was under the supervision of **Ruth E. Detlefsen**, former Chief, and **Patrick Cantwell**, current Chief, Program Research and Development Branch, assisted by **Bob Smith**, **Jock Black**, **B. Timothy Evans**, **Timothy Braam**, **William Knowlton**, **Colleen Sullivan**, **Cristina Ibanez**, and **Kimberly Dane**. Frame construction, sample control, imputation, and quality control procedures were developed under the supervision of **Carl A. Konschnik**, Chief, Statistical Methods Branch, assisted by **Carol King** and **James Burton**.

Coordination of data collection efforts was under the direction of the late **John E. Halterman**, former Chief, and **Judith N. Petty**, current Chief, Data Preparation Division, assisted by **Matthew Aulbach**, **Kenneth Miller**, **Teresa Branstetter**, and Services Division's onsite analyst, **Carlene Bottorff**.

The staff of the Administrative and Customer Services Division, **Walter C. Odom**, Chief, performed planning, design, composition, editorial review, and printing planning and procurement for publication and report forms. **Margaret A. Smith** provided publication coordination and editing.

We also acknowledge the support and assistance of the following Department of Transportation (DOT) representatives in planning and designing the survey: **Rolf Schmitt**, **George Wiggers**, **Jane Bachner**, **Joel Palley**, **Mike Rossetti**, and **Alan Pisarski** (transportation consultant to DOT). The Oak Ridge National Laboratory's Center for Transportation Analysis, under the direction of **Michael Bronzini** in support of a contract with DOT, provided all mileage data for this report, using its transportation network modeling system.

Special acknowledgment is also due to the many businesses whose cooperation has contributed to the publication of these data.

Inquiries concerning this report should be addressed to the Commodity Flow Survey Branch, Services Division, Washington, DC 20233, telephone 301-457-2788 or 301-457-2114.

1992

Census of Transportation, Communications, and Utilities

TC92-CF-52

1993 COMMODITY FLOW SURVEY

United States

Issued October 1996



U.S. Department of Transportation
Federico Peña, Secretary
Mortimer L. Downey, Deputy Secretary
BUREAU OF TRANSPORTATION STATISTICS
T. R. Lakshmanan, Director
Rolf R. Schmitt, Associate Director for
Analysis and Data Development



U.S. Department of Commerce
Michael Kantor, Secretary
Economics and Statistics Administration
Everett M. Ehrlich, Under Secretary
for Economic Affairs
BUREAU OF THE CENSUS
Martha Farnsworth Riche, Director



**Economics and Statistics
Administration**
Everett M. Ehrlich, Under Secretary
for Economic Affairs



BUREAU OF THE CENSUS
Martha Farnsworth Riche, Director
Bryant Benton, Deputy Director
Paula J. Schneider, Principal Associate
Director for Programs
Frederick T. Knickerbocker, Associate
Director for Economic Programs
Thomas L. Mesenbourg, Assistant Director
for Economic Programs

**ECONOMIC PLANNING AND COORDINATION
DIVISION**
John P. Govoni, Chief

SERVICES DIVISION
Carole A. Ambler, Chief

Introduction to the Economic Census

PURPOSES AND USES OF THE ECONOMIC CENSUS

The economic census is the major source of facts about the structure and functioning of the Nation's economy. It provides essential information for government, business, industry, and the general public.

The economic census furnishes an important part of the framework for such composite measures as the gross domestic product, input/output measures, production and price indexes, and other statistical series that measure short-term changes in economic conditions.

Policymaking agencies of the Federal Government use the data, especially in monitoring economic activity and providing assistance to business.

State and local governments use the data to assess business activities and tax bases within their jurisdictions and to develop programs to attract business.

Trade associations study trends in their own and competing industries and keep their members informed of market changes.

Individual businesses use the data to locate potential markets and to analyze their own production and sales performance relative to industry or area averages.

AUTHORITY AND SCOPE

Title 13 of the United States Code (sections 131, 191, and 224) directs the Census Bureau to take the economic census every 5 years, covering years ending in 2 and 7. The 1992 Economic Census consists of the following eight censuses:

- Census of Retail Trade
- Census of Wholesale Trade
- Census of Service Industries
- Census of Financial, Insurance, and Real Estate Industries
- Census of Transportation, Communications, and Utilities
- Census of Manufactures
- Census of Mineral Industries
- Census of Construction Industries

Special programs also cover enterprise statistics and minority-owned and women-owned businesses. (The 1992 Census of Agriculture and 1992 Census of Governments are conducted separately.) The next economic census is scheduled to be taken in 1998 covering the year 1997.

AVAILABILITY OF THE DATA

The results of the economic census are available in printed reports for sale by the U.S. Government Printing Office and on compact discs for sale by the Census Bureau (this report excluded). Order forms for all types of products are available on request from Customer Services, Bureau of the Census, Washington, DC 20233-8300. A more complete description of publications being issued from this census is on the inside back cover of this document.

Census facts are also widely disseminated by trade associations, business journals, and newspapers. Volumes containing census statistics are available in most major public and college libraries. Finally, State data centers in every State as well as business and industry data centers in many States also supply economic census statistics.

WHAT'S NEW IN 1992

The 1992 Economic Census covers more of the economy than any previous census. New for 1992 are data on communications, utilities, financial, insurance, and real estate, as well as coverage of more transportation industries. The economic, agriculture, and governments censuses now collectively cover nearly 98 percent of all economic activity.

Among other changes, new 1992 definitions affect the boundaries of about a third of all metropolitan areas. Also, the Survey of Women-Owned Businesses has now been expanded to include all corporations.

HISTORICAL INFORMATION

The economic census has been taken as an integrated program at 5-year intervals since 1967 and before that for 1963, 1958, and 1954. Prior to that time, the individual subcomponents of the economic census were taken separately at varying intervals.

The economic census traces its beginnings to the 1810 Decennial Census, when questions on manufacturing were included with those for population. Coverage of economic

activities was expanded for 1840 and subsequent censuses to include mining and some commercial activities. In 1902, Congress established a permanent Census Bureau and directed that a census of manufactures be taken every 5 years. The 1905 Manufactures Census was the first time a census was taken apart from the regular every-10-year population census.

The first census of business was taken in 1930, covering 1929. Initially it covered retail and wholesale trade and construction industries, but it was broadened in 1933 to include some of the service trades.

The 1954 Economic Census was the first census to be fully integrated—providing comparable census data across economic sectors, using consistent time periods, concepts, definitions, classifications, and reporting units. It was the first census to be taken by mail, using lists of firms provided by the administrative records of other Federal agencies. Since 1963, administrative records also have been used to provide basic statistics for very small firms, reducing or eliminating the need to send them census questionnaires. The Enterprise Statistics Program, which publishes combined data from the economic census, was made possible with the implementation of the integrated census program in 1954.

The range of industries covered in the economic censuses has continued to expand. The census of construction industries began on a regular basis in 1967, and the scope of service industries was broadened in 1967, 1977, and 1987. The census of transportation began in 1963 as a set of surveys covering travel, transportation of commodities, and trucks, but expanded in 1987 to cover business establishments in several transportation industries. For 1992, these statistics are incorporated into a broadened census of transportation, communications, and utilities. Also new for 1992 is the census of financial, insurance, and real estate industries. This is part of a gradual expansion in coverage of industries previously subjected to government regulation.

The Survey of Minority-Owned Business Enterprises was first conducted as a special project in 1969 and was incorporated into the economic census in 1972 along with the Survey of Women-Owned Businesses.

An economic census has also been taken in Puerto Rico since 1909, in the Virgin Islands of the United States and Guam since 1958, and in the Commonwealth of the Northern Mariana Islands since 1982.

Statistical reports from the 1987 and earlier censuses provide historical figures for the study of long-term time series and are available in some large libraries. All of the census data published since 1967 are still available for sale on microfiche from the Census Bureau.

AVAILABILITY OF MORE FREQUENT ECONOMIC DATA

While the census provides complete enumerations every 5 years, there are many needs for more frequent data as well. The Census Bureau conducts a number of monthly, quarterly, and annual surveys, with the results appearing in publication series such as Current Business Reports (retail and wholesale trade and service industries), the Annual Survey of Manufactures, Current Industrial Reports, and the Quarterly Financial Report. Most of these surveys, while providing more frequent observations, yield less kind-of-business and geographic detail than the census. The County Business Patterns program offers annual statistics on the number of establishments, employment, and payroll classified by industry within each county.

SOURCES FOR MORE INFORMATION

More information about the scope, coverage, classification system, data items, and publications for each of the economic censuses and related surveys is published in the *Guide to the 1992 Economic Census and Related Statistics*. More information on the methodology, procedures, and history of the census will be published in the *History of the 1992 Economic Census*. Contact Customer Services for information on availability.

1993 Commodity Flow Survey

GENERAL

The 1993 Commodity Flow Survey (CFS) provides data on the movement of goods by mode of transportation. These are the first data of this type published by the Census Bureau since the 1977 Commodity Transportation Survey (see appendix A for a comparison to previous surveys). The data from the CFS are in great demand by transportation analysts and decision makers as they work towards improving the transportation infrastructure.

This report presents the final United States summary data. It contains more detail than the preliminary United States report issued in July 1995 and reflects all revisions based on the geographic level analyses conducted since then. Reports for each of the 50 States are also available. Data for 89 National Transportation Analysis Regions (NTAR's) will be released on CD-ROM format only. Each NTAR represents one or more Bureau of Economic Analysis economic areas.

COVERAGE

This sample survey produced measures of the movement of goods by major type of commodity shipped and mode(s) of transportation used.

The 1993 CFS covered establishments in mining, manufacturing and wholesale trade, and selected retail and service industries. The survey also covered selected auxiliary establishments (e.g., warehouses) of in-scope multi-unit and retail companies. The survey coverage excluded establishments classified as farms, forestry, fisheries, oil and gas extraction, governments, construction, transportation, households, foreign establishments, and most establishments in retail and services.

The industries covered, as defined in the *Standard Industrial Classification Manual: 1987*¹ (SIC), are listed in the following table:

¹*Standard Industrial Classification Manual: 1987*. For sale by Superintendent of Documents, U.S. Government Printing Office, Washington, DC 20402. Stock No. 041-001-00314-2.

SIC code	Title
10, ex. 108	Metal mining (excluding metal mining services)
12, ex. 124	Coal mining (excluding coal mining services)
14, ex. 148	Mining and quarrying of nonmetallic minerals, except fuels (excluding nonmetallic minerals services)
20	Food and kindred products
21	Tobacco products
22	Textile mill products
23	Apparel and other finished products made from fabrics and similar materials
24	Lumber and wood products, except furniture
25	Furniture and fixtures
26	Paper and allied products
27, ex. 279	Printing, publishing, and allied industries (excluding service industries for the printing trade)
28	Chemicals and allied products
29	Petroleum refining and related industries
30	Rubber and miscellaneous plastics products
31	Leather and leather products
32	Stone, clay, glass, and concrete products
33	Primary metal industries
34	Fabricated metal products, except machinery and transportation equipment
35	Industrial and commercial machinery and computer equipment
36	Electronic and other electrical equipment and components, except computer equipment
37	Transportation equipment
38	Measuring, analyzing, and controlling instruments; photographic, medical and optical goods; watches and clocks
39	Miscellaneous manufacturing industries
50	Wholesale trade—durable goods
51	Wholesale trade—nondurable goods
596	Catalog and mail-order houses
782	Motion picture and video tape distribution

The source of the frame used for sampling in 1992 was the Standard Statistical Establishment List (SSEL) of separate business locations with paid employees, maintained by the Census Bureau. Establishments in these trade areas that had non-zero payroll in at least one quarter of 1991 were included in the sampling frame of approximately 800,000 establishments.

MILEAGE CALCULATIONS

The Center for Transportation Analysis (CTA) at Oak Ridge National Laboratory (ORNL) developed an integrated transportation network modeling system to compute shipment mileages for the 1993 CFS. To enable ORNL to compute mileages, the Census Bureau provided files containing ZIP Code origin and destination pairs for all reported shipments. To maintain confidentiality of reported data, no information other than ZIP Codes was provided. A ZIP Code pair was provided only once, regardless of the number of shipments that moved between ZIP Codes. To further protect confidentiality, the Census Bureau also included dummy pairs of ZIP Code origin and destination in the file sent to ORNL. The ORNL system used these five-digit ZIP Codes of the shipment's origin and destination, as input, and assumed the actual origin and destination points to be geographically located at the ZIP Code centroids. The system computed mileages, by mode, for all single modes and selected mode combinations for those ZIP Code pairs we sent to ORNL. The mileages between the origin-destination ZIP Code centroids were computed by finding the minimum impedance path over mathematical representations of the highway, rail, waterway, air, and pipeline networks and summing the lengths of individual links on these paths. Impedance is computed as a weighted combination of distance, time, and cost factors.

The ORNL mileage network is composed of individual modal-specific networks representing each of the major transportation modes — highway, rail, waterway, air, and pipeline. The links on these specific modal networks are the representation of line-haul transportation facilities. The nodes represent intersections and interchanges, and the access points to the transportation network. For each five-digit ZIP Code, dummy links are created from the ZIP Code centroid to the nodes on the network to simulate local access to the network with the objective being to locate the nodes on the network that are the closest to the given centroid. For the truck network, local access is assumed to exist everywhere; however, for the other modes this is not true. Before any dummy links are created for these modes, a decision is made about whether the mode is accessible from the ZIP Code region. For shipments involving more than one mode, such as truck-rail or rail-water, links connecting the individual modal networks are created to represent the transfer of freight between modes. A measure of link impedance is calculated for each link in each modal network based on various link characteristics for the specific mode. For example, the set of link characteristics for the highway network included divided or undivided

roadway, degree of access control, rural or urban setting, type of pavement, number of lanes, degree of urban congestion, and length of the link. Link impedance measures are also assigned to the local access links. A minimum path algorithm is used to find the minimum impedance path between the origin ZIP Code centroid and the destination ZIP Code centroid. The cumulative length of the links on this path is the shipment distance.

DISCLOSURE RULES

In accordance with Federal law governing census reports, no data are published that would disclose the operations of an individual firm or establishment.

ABOUT THE DATA

This section summarizes key points about the data that will aid the user in analyzing and interpreting the tables contained in this report.

Coverage Considerations

The CFS captured data on shipments originating from selected types of business establishments located in the 50 States and the District of Columbia. The data do not cover shipments originating from business establishments located in Puerto Rico and other U.S. possessions and territories. Shipments traversing the U.S. from a foreign location to another foreign location (e.g., from Canada to Mexico) are not included, nor are shipments from a foreign location to a U.S. location. Imported products were included in the CFS at the point that they left the importer's domestic location for shipment to another location. Shipments that were shipped through a foreign territory with both the origin and destination in the U.S. were included in the CFS data. The mileages calculated for these shipments exclude the international segments (e.g., shipments from New York to Michigan through Canada do not include any mileages for Canada). Export shipments were included, with the domestic destination defined as the port of exit from the U.S.

The "Coverage" section of this report lists the SIC groups covered by the CFS. Other industry areas that were not covered, but may have significant shipping activity, include agriculture, government, and retail (other than warehouses and SIC 5961, Catalog and Mail-Order Houses). For agriculture specifically, this means that the CFS did not cover shipments of agricultural products from the farm site to the processing centers or terminal elevators (most likely short-distance local movements), but did cover the shipments of these products from the initial processing centers or terminal elevators onward.

Within mining, the CFS did not cover shipments from establishments in SIC 13, Oil and Gas Extraction. The majority of these establishments had undeliverable mailing addresses, and due to the mailout/mailback approach for CFS, could not be included. **Therefore, the CFS data do not represent complete, or even primary, coverage of crude petroleum, or natural gas shipments.** The CFS data most affected by this, other than data for these specific commodities, are data for the pipeline and water modes, given that a significant percentage of the total tonnage moving by these modes are from crude petroleum and/or natural gas.

Mileage Data for Pipeline Shipments

In the tables, we do not show ton-miles or average miles per shipment for pipeline shipments. For most of these shipments, the respondents reported the shipment destination as a pipeline facility on the main pipeline network. Therefore, for the majority of these shipments, the resulting mileage represented only the access distance through feeder pipelines to the main pipeline network, and not the actual distance through the main pipeline network. **Pipeline shipments are included in the totals for ton-miles and average miles per shipment.**

Average Miles Per Shipment

For our calculation of average miles per shipment (tables 1, 2, 4, 5a, 5b, 6a, 6b, 9, 10, and 11) we excluded shipments of STCC 27, Printed Matter.

When transporting newspapers, magazines, catalogs, etc., there is great variation in the meaning of “shipment”. A truckload of magazines traveling to a distribution point may be viewed as one shipment or, as each magazine will eventually be delivered to individual subscribers, thousands of shipments. To avoid overstating the impact of short distance shipments of products in STCC 27, we excluded shipments of STCC 27 from our calculation of average miles.

All other variables in the tables (value, tons, and ton-miles) include shipments of STCC 27.

EXPLANATION OF TERMS

Commodity. Item that an establishment produces, sells, or distributes. This does not include items that are considered as excess or byproducts of the establishment’s operation. Respondents reported the description and the five-digit STCC code for the **major** commodity contained in the shipment, defined as the commodity with the greatest weight in the total shipment.

Distance shipped. In tables 3, 7, 9, and 11 shipment data are presented for various “distance shipped” intervals. Shipments were categorized into these “distance shipped” intervals based on the great circle distance between their

origin and destination ZIP Code centroids. All other distance-related data in the tables (i.e., ton-miles and average miles per shipment) are based on the mileage calculations produced by Oak Ridge National Laboratories (see the “Mileage Calculations” section for more details).

Great circle distance. The shortest distance between two points on the earth’s surface.

Mode of transportation. The type of transportation used for moving the shipment to its domestic destination. For exports, the domestic destination was the port of exit. On the questionnaire, we defined the possible modes as follows:

1. **Parcel, U.S. Postal Service, or courier.** Delivery services that carry letters, parcels, packages, and other small shipments that typically weigh less than 100 pounds. Includes bus parcel delivery service.
2. **Private truck.** Trucks operated by a temporary or permanent employee of an establishment or the buyer/receiver of the shipment.
3. **For-hire truck.** Trucks that carry freight for a fee collected from the shipper, recipient of the shipment, or an arranger of the transportation.
4. **Railroad.** Any common carrier or private railroad.
5. **Inland water and/or Great Lakes.** Barges, ships, or ferries operating primarily on rivers and canals; on harbors, the Great Lakes, the Saint Lawrence Seaway; the Intracoastal Waterway, the Inside Passage to Alaska, major bays and inlets; or on the ocean close to the shoreline.
6. **Deep sea water.** Barges, ships, or ferries operating primarily on the open ocean. Shipping on the Great Lakes and the Saint Lawrence Seaway is classified with inland water. [**Note:** As part of the mileage calculation operations, deep sea water shipments were reclassified to more accurately reflect a shipment’s route rather than vessel type. Therefore, in the tables, “deep sea water” as a single mode describes shipments moving **only** on the open waters of the oceans or the Gulf of Mexico. Using this definition, deep sea as a single mode (i.e., without an inland water component) is nearly impossible. Most shipments moving primarily on the open ocean are tabulated under “inland water and deep sea.”]
7. **Pipeline.** Movements of oil, petroleum, gas, slurry, etc., through pipelines that extend to other establishments or locations beyond the shipper’s establishment. Aqueducts for the movement of water are not included.

8. **Air.** Movements using commercial or private aircraft, and all air service for shipments that typically weigh more than 100 pounds. Includes air freight and air express.
9. **Other mode.** Any mode not listed above.
10. **Mode unknown.** The shipment was not carried by a parcel delivery/courier/U.S. Postal Service, and the respondent could not determine what mode of transportation was used.

In the tables, the above modes appear, as well as the following additional mode descriptions:

1. **Single modes.** Shipments using only one of the above-listed modes, except other and unknown.
2. **Multiple modes.** Shipments for which two or more of the following modes of transportation were used:
 - a. Private truck.
 - b. For-hire truck.
 - c. Air.
 - d. Rail.
 - e. Inland water.
 - f. Great Lakes.
 - g. Deep sea water.
 - h. Pipeline.

We did not allow for multiple modes in combination with “parcel delivery, U.S. Postal Service, or courier”, “unknown”, or “other”, which, by their nature, may already include various kinds of multiple-mode activity. For example, if the respondent reported a shipment’s mode of transportation as parcel and air, we treated the shipment as parcel only.

3. **Other modes.** Shipments for which mode was not reported, or was recorded as “Other” or “Unknown.” Also, shipments using any other mode or mode combinations not specifically listed in the table.
4. **Truck.** For-hire truck and/or private truck.
5. **Water.** Inland water and/or Great Lakes and/or deep sea water.
6. **Great Lakes.** On the questionnaire, “Inland water and/or Great Lakes” appeared as one mode. In the tables in this publication, “Great Lakes” appears as a separate mode. The transportation network and mileage calculation system that Oak Ridge National Laboratories developed for this survey allowed for separate mileage calculations for inland water and Great Lakes between the origin and destination ZIP Codes (see the “Mileage Calculations” section for more details). Therefore, a shipment reported as using inland water and/or

Great Lakes can appear in the tables as a single mode inland water shipment, or a single mode Great Lakes shipment, or a multiple mode inland water and Great Lakes shipment.

7. **Inland water.** On the questionnaire, “Inland water and/or Great Lakes” appeared as one mode. In the tables in this publication, “Inland water” appears as a separate mode. See the “Great Lakes” section above for the explanation.

Shipment. A shipment (or delivery) is an individual movement of commodities from an establishment to a customer or to another location of the originating company (including a warehouse, distribution center, retail or wholesale outlet). A shipment uses one or more modes of transportation including parcel delivery, U.S. Postal Service, courier, private truck, for-hire truck, rail, water, pipeline, air, and other modes.

Standard Transportation Commodity Classification (STCC). A commodity coding system that the Association of American Railroads developed and maintains. The 1993 Commodity Flow Survey used this classification system at the five-digit level.

Ton-miles. The weight times the mileage for a shipment. The respondents reported shipment weight in pounds, as described below. Mileage was calculated as the distance between the shipment origin and destination ZIP Codes. For shipments by truck, rail, or inland water/Great Lakes, the mileage excludes international segments. For example, mileages from Alaska to the continental United States exclude any mileages through Canada (see the “Mileage Calculations” section for more details). Aggregated pound-miles were converted to ton-miles. The tables in this publication show ton-miles in millions.

Tons shipped. The total weight of the entire shipment. Respondents reported the weight in pounds. Aggregated pounds were converted to short-tons (2,000 pounds). The tables in this publication show tons in thousands.

Total modal activity. The overall activity (e.g., ton-miles) of a specific mode of transportation, whether used in a single-mode shipment, or as part of a multiple-mode shipment. For example, the total modal activity for private truck is the total ton-miles carried by private truck in single-mode shipments, combined with the total ton-miles carried by private truck in all multiple-mode shipments that include private truck (private truck and for-hire truck, private truck and rail, private truck and air, etc.). “Total modal activity” appears in table 2 of this publication.

Value of shipments. The dollar value of the entire shipment. This was defined as the net selling value, f.o.b. plant, exclusive of freight charges and excise taxes. The tables in this publication show value in millions of dollars.

ABBREVIATIONS AND SYMBOLS

The following abbreviations and symbols are used in this publication:

- Represents zero or less than 1 unit of measure.
- (D) Denotes figures withheld to avoid disclosing data for individual companies.
- (S) Data do not meet publication standards due to high sampling variability or other reasons.

CFS	Commodity Flow Survey.
CTS	Commodity Transportation Survey.
CV	Coefficient of Variation.
lb	Pounds.
N.E.C.	Not Elsewhere Classified.
NTAR	National Transportation Analysis Region.
SIC	Standard Industrial Classification.
SSEL	Standard Statistical Establishment List.
STCC	Standard Transportation Commodity Classification.

Users' Guide for Locating Statistics in This Report by Table Number

Information shown in tables	Tables												
	1	2	3	4	5a	5b	6a	6b	7	8	9	10	11
Value	X		X	X	X	X	X	X	X	X	X	X	X
Tons	X		X	X	X	X	X	X	X	X	X	X	X
Ton-miles	X	X	X	X	X	X	X	X	X	X	X	X	X
Average miles per shipment	X	X		X	X	X	X	X			X	X	X
Mode of transportation	X	X	X	X			X	X			X	X	
Distance shipped			X						X		X		X
Shipment size				X						X		X	X
Commodity					X	X	X	X	X	X	X	X	X

Contents

United States

[Page numbers listed here omit the prefix that appears as part of the number of each page]

	Page
Introduction to the Economic Census	III
1993 Commodity Flow Survey	V
Users' Guide for Locating Statistics in This Report by Table Number	X

TABLES

1. Shipment Characteristics by Mode of Transportation for the United States: 1993 .	3
2. Shipment Characteristics by Total Modal Activity for the United States: 1993	3
3. Shipment Characteristics by Mode of Transportation and Distance Shipped for the United States: 1993	4
4. Shipment Characteristics by Mode of Transportation and Shipment Size for the United States: 1993	7
5a. Shipment Characteristics by Two-Digit Commodity for the United States: 1993 ...	10
5b. Shipment Characteristics by Three-Digit Commodity for the United States: 1993 ..	11
6a. Shipment Characteristics by Two-Digit Commodity and Mode of Transportation for the United States: 1993	13
6b. Shipment Characteristics by Three-Digit Commodity and Mode of Transportation for the United States: 1993	25
7. Shipment Characteristics by Commodity and Distance Shipped for the United States: 1993.....	84
8. Shipment Characteristics by Commodity and Shipment Size for the United States: 1993	89
9. Shipment Characteristics by Commodity and Mode of Transportation by Distance Shipped for the United States: 1993	94
10. Shipment Characteristics by Commodity and Mode of Transportation and Shipment Size for the United States: 1993.....	136
11. Shipment Characteristics by Commodity and Shipment Size by Distance Shipped for the United States: 1993	201

APPENDIXES

A. Comparability With Previous Surveys	A-1
B. Reliability of the Data	B-1
C. Sample Design, Survey Methodology, and Estimation	C-1
D. Standard Transportation Commodity Classification Code Information	D-1
E. Sample Report Forms and Instructions	E-1

Publication Program..... Inside back cover

Table 1. Shipment Characteristics by Mode of Transportation for the United States: 1993

[For explanation of terms and meaning of abbreviations and symbols, see introductory text. Detail may not add to total because of rounding]

Mode of transportation	Value		Tons		Ton-miles ¹		Average miles per shipment ¹
	Number (million dollars)	Percent	Number (thousands)	Percent	Number (millions)	Percent	
All modes	5 846 334	100.0	9 688 493	100.0	2 420 915	100.0	424
SINGLE MODES							
Parcel, U.S. Postal Service, or courier	563 277	9.6	18 892	.2	13 151	.5	734
Private truck	1 755 837	30.0	3 543 513	36.6	235 897	9.7	52
For-hire truck	2 625 093	44.9	2 808 279	29.0	629 000	26.0	472
Air	5 200	.1	148	—	139	—	1 180
Rail	247 394	4.2	1 544 148	15.9	942 561	38.9	766
Inland water	40 707	.7	362 454	3.7	164 371	6.8	(S)
Great Lakes	1 173	—	33 041	.3	12 395	.5	534
Deep sea water	67	—	(S)	—	(S)	—	(S)
Pipeline ²	89 849	1.5	483 645	5.0	(S)	(S)	(S)
MULTIPLE MODES							
Private truck and for-hire truck	22 565	.4	34 123	.4	4 639	.2	197
Truck and air	133 887	2.3	2 991	—	3 870	.2	1 423
Truck and rail	83 082	1.4	40 624	.4	37 675	1.6	1 403
Truck and water	9 392	.2	67 995	.7	40 610	1.7	1 417
Truck and pipeline ²	349	—	(S)	—	(S)	—	(S)
Rail and water	3 636	.1	79 222	.8	70 219	2.9	627
Inland water and Great Lakes	2 448	—	13 501	—	(S)	(S)	(S)
Inland water and deep sea	19 682	.3	109 916	1.1	95 215	3.9	1 903
OTHER MODES							
Other and unknown modes	242 691	4.2	544 335	5.6	96 972	4.0	229

Note: "Deep sea water" as a single mode describes shipments moving only on the open waters of the oceans or the Gulf of Mexico. Most shipments moving primarily on the open ocean are tabulated under "Inland water and deep sea".

— Represents zero or less than 1 unit of measure.

(D) Denotes figures withheld to avoid disclosing data for individual companies.

(S) Data do not meet publication standards due to high sampling variability or other reasons. Some unpublished estimates can be derived by subtracting published data from their respective totals. However, the figures obtained by such subtraction are subject to these same limitations.

¹Average miles and ton-miles are based on the estimated distance traveled, not on Great Circle Distance. See the "Mileage Calculations" section of this report for further explanation. Calculation of average miles per shipment excludes shipments of STCC 27, Printed Matter. See "About the Data" section of this report for further explanation.

²CFS data for pipelines exclude most shipments of crude oil. See "About the Data" section for details of CFS coverage.

Table 2. Shipment Characteristics by Total Modal Activity for the United States: 1993

[For explanation of terms and meaning of abbreviations and symbols, see introductory text. Detail may not add to total because of rounding]

Mode of transportation ¹	Ton-miles ²		Average miles per shipment ²
	Number (millions)	Percent	
Total	2 420 915	100.0	424
Parcel, U.S. Postal Service, or courier, total	13 151	.5	734
Truck, total	880 890	36.4	140
Air, total	3 781	.2	1 354
Rail, total	1 003 552	41.5	932
Inland water, total	255 057	10.5	394
Great Lakes, total	34 619	1.4	507
Deep sea water, total	87 564	3.6	1 676
Pipeline, total	(S)	(S)	(S)
Other and unknown modes, total	92 581	3.8	229

— Represents zero or less than 1 unit of measure.

(D) Denotes figures withheld to avoid disclosing data for individual companies.

(S) Data do not meet publication standards due to high sampling variability or other reasons. Some unpublished estimates can be derived by subtracting published data from their respective totals. However, the figures obtained by such subtraction are subject to these same limitations.

¹Data represent activity for a given mode across single and multiple mode shipments. For example, total truck activity includes private truck and/or for-hire truck single mode combined with private and for-hire truck segments of all multiple mode trips including truck.

²Average miles and ton-miles are based on the estimated distance traveled, not on Great Circle Distance. See the "Mileage Calculations" section of this report for further explanation. Calculation of average miles per shipment excludes shipments of STCC 27, Printed Matter. See "About the Data" section of this report for further explanation.

Table 3. Shipment Characteristics by Mode of Transportation and Distance Shipped for the United States: 1993

[For explanation of terms and meaning of abbreviations and symbols, see introductory text. Detail may not add to total because of rounding]

Mode of transportation and distance shipped (based on Great Circle Distance)	Value		Tons		Ton-miles ¹	
	Number (million dollars)	Percent	Number (thousands)	Percent	Number (millions)	Percent
ALL MODES						
Total	5 846 334	100.0	9 688 493	100.0	2 420 915	100.0
Less than 50 miles	1 770 189	30.3	5 423 012	56.0	119 533	4.9
50 to 99 miles	536 987	9.2	1 066 691	11.0	106 447	4.4
100 to 249 miles	927 911	15.9	1 149 069	11.9	262 494	10.8
250 to 499 miles	851 303	14.6	858 891	8.9	421 432	17.4
500 to 749 miles	570 804	9.8	535 424	5.5	466 413	19.3
750 to 999 miles	371 685	6.4	289 304	3.0	341 582	14.1
1,000 to 1,499 miles	348 451	6.0	241 219	2.5	391 113	16.2
1,500 to 1,999 miles	226 380	3.9	76 413	.8	171 072	7.1
2,000 miles or more	242 625	4.2	48 470	.5	140 830	5.8
SINGLE MODES						
Parcel, U.S. Postal Service, or courier	563 277	100.0	18 892	100.0	13 151	100.0
Less than 50 miles	92 462	16.4	3 743	19.8	95	.7
50 to 99 miles	39 218	7.0	1 526	8.1	143	1.1
100 to 249 miles	82 086	14.6	3 046	16.1	640	4.9
250 to 499 miles	86 737	15.4	2 964	15.7	1 319	10.0
500 to 749 miles	66 154	11.7	2 140	11.3	1 607	12.2
750 to 999 miles	51 703	9.2	1 607	8.5	1 683	12.8
1,000 to 1,499 miles	57 403	10.2	1 723	9.1	2 466	18.7
1,500 to 1,999 miles	37 272	6.6	1 030	5.5	2 122	16.1
2,000 miles or more	50 240	8.9	1 113	5.9	3 076	23.4
Private truck	1 755 837	100.0	3 543 513	100.0	235 897	100.0
Less than 50 miles	1 011 609	57.6	2 753 242	77.7	56 863	24.1
50 to 99 miles	237 288	13.5	397 315	11.2	35 609	15.1
100 to 249 miles	291 828	16.6	264 405	7.5	50 690	21.5
250 to 499 miles	110 071	6.3	69 717	2.0	29 788	12.6
500 to 749 miles	49 249	2.8	29 320	.8	21 836	9.3
750 to 999 miles	20 559	1.2	16 645	.5	17 330	7.3
1,000 to 1,499 miles	15 545	.9	7 215	.2	10 435	4.4
1,500 to 1,999 miles	10 710	.6	3 051	.1	6 306	2.7
2,000 miles or more	8 977	.5	2 602	.1	7 040	3.0
For-hire truck	2 625 093	100.0	2 808 279	100.0	629 000	100.0
Less than 50 miles	434 113	16.5	1 474 968	52.5	34 901	5.5
50 to 99 miles	220 961	8.4	370 762	13.2	34 680	5.5
100 to 249 miles	467 775	17.8	398 050	14.2	80 710	12.8
250 to 499 miles	525 214	20.0	260 864	9.3	114 125	18.1
500 to 749 miles	355 031	13.5	130 559	4.6	97 273	15.5
750 to 999 miles	213 755	8.1	70 424	2.5	73 188	11.6
1,000 to 1,499 miles	188 725	7.2	52 055	1.9	75 208	12.0
1,500 to 1,999 miles	112 395	4.3	28 381	1.0	59 395	9.4
2,000 miles or more	107 123	4.1	22 215	.8	59 520	9.5
Air	5 200	100.0	148	100.0	139	100.0
Less than 50 miles	(S)	(S)	(S)	(S)	-	(S)
50 to 99 miles	92	1.8	3	2.2	-	.2
100 to 249 miles	250	4.8	(S)	(S)	-	(S)
250 to 499 miles	389	7.5	8	5.6	5	3.8
500 to 749 miles	806	15.5	11	7.5	11	7.7
750 to 999 miles	495	9.5	5	3.7	6	4.7
1,000 to 1,499 miles	568	10.9	9	5.8	13	9.5
1,500 to 1,999 miles	942	18.1	13	9.0	27	19.6
2,000 miles or more	948	18.2	23	15.8	67	48.2
Rail	247 394	100.0	1 544 148	100.0	942 561	100.0
Less than 50 miles	21 083	8.5	274 170	17.8	9 678	1.0
50 to 99 miles	9 527	3.9	141 134	9.1	16 265	1.7
100 to 249 miles	28 764	11.6	258 616	16.7	71 683	7.6
250 to 499 miles	48 408	19.6	316 681	20.5	165 195	17.5
500 to 749 miles	42 054	17.0	250 532	16.2	225 272	23.9
750 to 999 miles	36 801	14.9	148 593	9.6	176 750	18.8
1,000 to 1,499 miles	32 381	13.1	119 863	7.8	191 904	20.4
1,500 to 1,999 miles	19 112	7.7	26 756	1.7	61 939	6.6
2,000 miles or more	9 263	3.7	7 802	.5	23 875	2.5
Inland water	40 707	100.0	362 454	100.0	164 371	100.0
Less than 50 miles	14 579	35.8	127 833	35.3	3 234	2.0
50 to 99 miles	2 391	5.9	41 674	11.5	5 342	3.2
100 to 249 miles	6 379	15.7	62 424	17.2	16 823	10.2
250 to 499 miles	5 425	13.3	35 182	9.7	23 177	14.1
500 to 749 miles	7 207	17.7	65 265	18.0	70 166	42.7
750 to 999 miles	3 951	9.7	26 646	7.4	39 203	23.9
1,000 to 1,499 miles	(S)	(S)	(S)	(S)	(S)	(S)
1,500 to 1,999 miles	-	-	-	-	-	-
2,000 miles or more	-	-	-	-	-	-
Great Lakes	1 173	100.0	33 041	100.0	12 395	100.0
Less than 50 miles	(D)	(D)	(D)	(D)	(D)	(D)
50 to 99 miles	(D)	(D)	(D)	(D)	(D)	(D)
100 to 249 miles	(S)	(S)	15 203	46.0	4 095	33.0
250 to 499 miles	(D)	(D)	(D)	(D)	(D)	(D)
500 to 749 miles	(D)	(D)	(D)	(D)	(D)	(D)
750 to 999 miles	-	-	-	-	-	-
1,000 to 1,499 miles	-	-	-	-	-	-
1,500 to 1,999 miles	-	-	-	-	-	-
2,000 miles or more	-	-	-	-	-	-
Deep sea water	67	100.0	(S)	(S)	(S)	(S)
Less than 50 miles	(D)	(D)	(D)	(D)	(D)	(D)
50 to 99 miles	(D)	(D)	(D)	(D)	(D)	(D)
100 to 249 miles	(D)	(D)	(D)	(D)	(D)	(D)
250 to 499 miles	(D)	(D)	(D)	(D)	(D)	(D)

Table 3. Shipment Characteristics by Mode of Transportation and Distance Shipped for the United States: 1993—Con.

[For explanation of terms and meaning of abbreviations and symbols, see introductory text. Detail may not add to total because of rounding]

Mode of transportation and distance shipped (based on Great Circle Distance)	Value		Tons		Ton-miles ¹	
	Number (million dollars)	Percent	Number (thousands)	Percent	Number (millions)	Percent
SINGLE MODES—Con.						
Deep sea water—Con.						
500 to 749 miles	(D)	(D)	(D)	(D)	(D)	(D)
750 to 999 miles	(S)	(S)	—	(S)	—	(S)
1,000 to 1,499 miles	—	—	—	—	—	—
1,500 to 1,999 miles	—	—	—	—	—	—
2,000 miles or more	—	—	—	—	—	—
Pipeline²	89 849	100.0	483 645	100.0	(S)	(S)
Less than 50 miles	(S)	(S)	(S)	(S)	(S)	(S)
50 to 99 miles	(S)	(S)	(S)	(S)	(S)	(S)
100 to 249 miles	(S)	(S)	(S)	(S)	(S)	(S)
250 to 499 miles	(S)	(S)	(S)	(S)	(S)	(S)
500 to 749 miles	(S)	(S)	(S)	(S)	(S)	(S)
750 to 999 miles	(D)	(D)	(D)	(D)	(D)	(D)
1,000 to 1,499 miles	(S)	(S)	(S)	(S)	(S)	(S)
1,500 to 1,999 miles	(D)	(D)	(D)	(D)	(D)	(D)
2,000 miles or more	(S)	(S)	(S)	(S)	(S)	(S)
MULTIPLE MODES						
Private truck and for-hire truck	22 565	100.0	34 123	100.0	4 639	100.0
Less than 50 miles	7 000	31.0	20 861	61.1	1 057	22.8
50 to 99 miles	1 715	7.6	7 455	21.8	(S)	(S)
100 to 249 miles	(S)	(S)	3 504	10.3	659	14.2
250 to 499 miles	3 263	14.5	1 178	3.5	577	12.4
500 to 749 miles	1 583	7.0	634	1.9	471	10.2
750 to 999 miles	1 474	6.5	219	.6	229	4.9
1,000 to 1,499 miles	336	1.5	98	.3	130	2.8
1,500 to 1,999 miles	(S)	(S)	(S)	(S)	(S)	(S)
2,000 miles or more	125	.6	15	—	39	.8
Truck and air	133 887	100.0	2 991	100.0	3 870	100.0
Less than 50 miles	—	—	—	—	—	—
50 to 99 miles	3 089	2.3	74	2.5	13	.3
100 to 249 miles	8 462	6.3	715	23.9	271	7.0
250 to 499 miles	16 261	12.1	365	12.2	228	5.9
500 to 749 miles	17 419	13.0	424	14.2	382	9.9
750 to 999 miles	15 837	11.8	227	7.6	269	6.9
1,000 to 1,499 miles	22 129	16.5	297	9.9	465	12.0
1,500 to 1,999 miles	17 048	12.7	318	10.6	648	16.7
2,000 miles or more	33 641	25.1	572	19.1	1 595	41.2
Truck and rail	83 082	100.0	40 624	100.0	37 675	100.0
Less than 50 miles	851	1.0	5 859	14.4	528	1.4
50 to 99 miles	626	.8	7 184	17.7	1 099	2.9
100 to 249 miles	1 948	2.3	3 422	8.4	1 177	3.1
250 to 499 miles	13 226	15.9	7 394	18.2	4 417	11.7
500 to 749 miles	14 746	17.7	3 842	9.5	3 727	9.9
750 to 999 miles	13 890	16.7	2 929	7.2	3 675	9.8
1,000 to 1,499 miles	10 673	12.8	3 987	9.8	6 674	17.7
1,500 to 1,999 miles	14 750	17.8	3 405	8.4	8 405	22.3
2,000 miles or more	(S)	(S)	2 601	6.4	7 973	21.2
Truck and water	9 392	100.0	67 995	100.0	40 610	100.0
Less than 50 miles	(S)	(S)	7 313	10.8	483	1.2
50 to 99 miles	718	7.6	4 658	6.9	834	2.1
100 to 249 miles	1 466	15.6	25 407	37.4	10 379	25.6
250 to 499 miles	1 873	19.9	(S)	(S)	(S)	(S)
500 to 749 miles	654	7.0	6 549	9.6	7 397	18.2
750 to 999 miles	472	5.0	2 246	3.3	3 804	9.4
1,000 to 1,499 miles	818	8.7	640	.9	1 443	3.6
1,500 to 1,999 miles	245	2.6	(S)	(S)	924	2.3
2,000 miles or more	1 423	15.1	1 216	1.8	4 023	9.9
Truck and pipeline²	349	100.0	(S)	(S)	(S)	(S)
Less than 50 miles	(D)	(D)	(D)	(D)	(D)	(D)
50 to 99 miles	(S)	(S)	(S)	(S)	(S)	(S)
100 to 249 miles	(D)	(D)	(D)	(D)	(D)	(D)
250 to 499 miles	—	—	—	—	—	—
500 to 749 miles	(S)	(S)	(S)	(S)	(S)	(S)
750 to 999 miles	(S)	(S)	(S)	(S)	(S)	(S)
1,000 to 1,499 miles	(D)	(D)	(D)	(D)	(D)	(D)
1,500 to 1,999 miles	(D)	(D)	(D)	(D)	(D)	(D)
2,000 miles or more	—	—	—	—	—	—
Rail and water	3 636	100.0	79 222	100.0	70 219	100.0
Less than 50 miles	1 257	34.6	13 686	17.3	852	1.2
50 to 99 miles	(D)	(D)	(D)	(D)	(D)	(D)
100 to 249 miles	294	8.1	8 697	11.0	3 305	4.7
250 to 499 miles	814	22.4	26 062	32.9	18 012	25.7
500 to 749 miles	289	8.0	8 594	10.8	9 245	13.2
750 to 999 miles	(D)	(D)	(D)	(D)	(D)	(D)
1,000 to 1,499 miles	(D)	(D)	(D)	(D)	(D)	(D)
1,500 to 1,999 miles	(S)	(S)	(S)	(S)	(S)	(S)
2,000 miles or more	(S)	(S)	(S)	(S)	(S)	(S)
Inland water and Great Lakes	2 448	100.0	13 501	100.0	(S)	(S)
Less than 50 miles	(S)	(S)	(S)	(S)	(S)	(S)
50 to 99 miles	—	—	—	—	—	—
100 to 249 miles	—	—	—	—	—	—
250 to 499 miles	(S)	(S)	987	7.3	1 791	7.4
500 to 749 miles	(S)	(S)	(S)	(S)	(S)	(S)

Table 3. Shipment Characteristics by Mode of Transportation and Distance Shipped for the United States: 1993—Con.

[For explanation of terms and meaning of abbreviations and symbols, see introductory text. Detail may not add to total because of rounding]

Mode of transportation and distance shipped (based on Great Circle Distance)	Value		Tons		Ton-miles ¹	
	Number (million dollars)	Percent	Number (thousands)	Percent	Number (millions)	Percent
MULTIPLE MODES—Con.						
Inland water and Great Lakes—Con.						
750 to 999 miles	148	6.0	1 138	8.4	1 597	6.6
1,000 to 1,499 miles	(S)	(S)	(S)	(S)	(S)	(S)
1,500 to 1,999 miles	—	—	—	—	—	—
2,000 miles or more	—	—	—	—	—	—
Inland water and deep sea	19 682	100.0	109 916	100.0	95 215	100.0
Less than 50 miles	(S)	(S)	(S)	(S)	(S)	(S)
50 to 99 miles	2 471	12.6	(S)	(S)	(S)	(S)
100 to 249 miles	2 436	12.4	14 433	13.1	3 769	4.0
250 to 499 miles	5 102	25.9	23 430	21.3	12 155	12.8
500 to 749 miles	2 349	11.9	(S)	(S)	18 022	18.9
750 to 999 miles	1 685	8.6	6 742	6.1	9 337	9.8
1,000 to 1,499 miles	3 525	17.9	14 301	13.0	26 502	27.8
1,500 to 1,999 miles	989	5.0	4 237	3.9	(S)	(S)
2,000 miles or more	1 031	5.2	1 609	1.5	(S)	(S)
OTHER MODES						
Other and unknown modes	242 691	100.0	544 335	100.0	96 972	100.0
Less than 50 miles	118 732	48.9	389 700	71.6	4 854	5.0
50 to 99 miles	10 356	4.3	18 904	3.5	1 832	1.9
100 to 249 miles	21 099	8.7	51 164	9.4	11 290	11.6
250 to 499 miles	27 004	11.1	46 697	8.6	19 311	19.9
500 to 749 miles	12 956	5.3	7 868	1.4	5 699	5.9
750 to 999 miles	10 737	4.4	7 875	1.4	8 235	8.5
1,000 to 1,499 miles	12 790	5.3	12 265	2.3	18 930	19.5
1,500 to 1,999 miles	11 789	4.9	2 726	.5	5 705	5.9
2,000 miles or more	17 229	7.1	7 136	1.3	21 116	21.8

Note: "Deep sea water" as a single mode describes shipments moving only on the open waters of the oceans or the Gulf of Mexico. Most shipments moving primarily on the open ocean are tabulated under "Inland water and deep sea".

— Represents zero or less than 1 unit of measure.

(D) Denotes figures withheld to avoid disclosing data for individual companies.

(S) Data do not meet publication standards due to high sampling variability or other reasons. Some unpublished estimates can be derived by subtracting published data from their respective totals. However, the figures obtained by such subtraction are subject to these same limitations.

¹Ton-miles are based on the estimated distance traveled, not on Great Circle Distance. See the "Mileage Calculations" section of this report for further explanation.

²CFS data for pipelines exclude most shipments of crude oil. See "About the Data" section for details of CFS coverage.

Table 4. Shipment Characteristics by Mode of Transportation and Shipment Size for the United States: 1993

[For explanation of terms and meaning of abbreviations and symbols, see introductory text. Detail may not add to total because of rounding]

Mode of transportation and shipment size	Value		Tons		Ton-miles ¹		Average miles per shipment ¹
	Number (million dollars)	Percent	Number (thousands)	Percent	Number (millions)	Percent	
ALL MODES							
Total	5 846 334	100.0	9 688 493	100.0	2 420 915	100.0	424
Less than 50 lb	591 779	10.1	21 783	.2	8 647	.4	539
50 to 99 lb	186 656	3.2	12 764	.1	3 559	.1	294
100 to 499 lb	589 693	10.1	74 922	.8	16 423	.7	223
500 to 749 lb	178 173	3.0	35 059	.4	7 586	.3	207
750 to 999 lb	140 468	2.4	29 517	.3	5 910	.2	197
1,000 to 9,999 lb	1 372 352	23.5	533 447	5.5	115 024	4.8	215
10,000 to 49,999 lb	2 038 193	34.9	3 296 465	34.0	612 622	25.3	185
50,000 to 99,999 lb	281 045	4.8	2 050 860	21.2	160 096	6.6	77
100,000 lb or more	467 975	8.0	3 633 676	37.5	1 491 048	61.6	482
SINGLE MODES							
Parcel, U.S. Postal Service, or courier	563 277	100.0	18 892	100.0	13 151	100.0	734
Less than 50 lb	374 903	66.6	9 378	49.6	6 714	51.1	739
50 to 99 lb	78 973	14.0	3 224	17.1	2 136	16.2	664
100 to 499 lb	94 078	16.7	4 996	26.4	3 339	25.4	652
500 to 749 lb	8 421	1.5	876	4.6	643	4.9	591
750 to 999 lb	6 901	1.2	419	2.2	318	2.4	764
1,000 to 9,999 lb	—	—	—	—	—	—	—
10,000 to 49,999 lb	—	—	—	—	—	—	—
50,000 to 99,999 lb	—	—	—	—	—	—	—
100,000 lb or more	—	—	—	—	—	—	—
Private truck	1 755 837	100.0	3 543 513	100.0	235 897	100.0	52
Less than 50 lb	101 000	5.8	8 850	.2	347	.1	42
50 to 99 lb	51 935	3.0	7 401	.2	341	.1	49
100 to 499 lb	194 695	11.1	51 342	1.4	2 783	1.2	55
500 to 749 lb	63 687	3.6	24 616	.7	1 480	.6	61
750 to 999 lb	46 816	2.7	21 077	.6	1 275	.5	61
1,000 to 9,999 lb	474 179	27.0	357 751	10.1	26 698	11.3	72
10,000 to 49,999 lb	646 069	36.8	1 756 850	49.6	133 473	56.6	73
50,000 to 99,999 lb	134 760	7.7	1 010 290	28.5	52 347	22.2	53
100,000 lb or more	42 696	2.4	305 335	8.6	17 154	7.3	51
For-hire truck	2 625 093	100.0	2 808 279	100.0	629 000	100.0	472
Less than 50 lb	42 145	1.6	1 718	.1	582	.1	496
50 to 99 lb	30 944	1.2	1 431	.1	688	.1	554
100 to 499 lb	239 608	9.1	15 566	.6	8 844	1.4	588
500 to 749 lb	92 506	3.5	8 538	.3	4 914	.8	587
750 to 999 lb	74 159	2.8	7 082	.3	3 990	.6	570
1,000 to 9,999 lb	726 680	27.7	146 252	5.2	69 462	11.0	505
10,000 to 49,999 lb	1 260 423	48.0	1 439 518	51.3	414 799	65.9	310
50,000 to 99,999 lb	114 995	4.4	947 504	33.7	79 013	12.6	84
100,000 lb or more	43 631	1.7	240 670	8.6	46 708	7.4	227
Air	5 200	100.0	148	100.0	139	100.0	1 180
Less than 50 lb	2 019	38.8	12	8.1	15	10.6	1 211
50 to 99 lb	542	10.4	5	3.7	7	5.4	1 390
100 to 499 lb	1 317	25.3	(S)	(S)	46	33.3	915
500 to 749 lb	112	2.1	5	3.1	8	5.8	1 695
750 to 999 lb	155	3.0	2	1.2	3	2.5	1 940
1,000 to 9,999 lb	973	18.7	35	23.4	41	29.2	1 225
10,000 to 49,999 lb	(S)	(S)	(S)	(S)	(S)	(S)	(S)
50,000 to 99,999 lb	(S)	(S)	(S)	(S)	(S)	(S)	(S)
100,000 lb or more	(S)	(S)	(S)	(S)	(S)	(S)	(S)
Rail	247 394	100.0	1 544 148	100.0	942 561	100.0	766
Less than 50 lb	(S)	(S)	2	—	1	—	318
50 to 99 lb	69	—	2	—	1	—	626
100 to 499 lb	786	.3	45	—	25	—	637
500 to 749 lb	156	.1	24	—	(S)	—	(S)
750 to 999 lb	(S)	(S)	12	—	15	—	1 244
1,000 to 9,999 lb	13 425	5.4	2 321	.2	1 730	.2	869
10,000 to 49,999 lb	35 353	14.3	19 481	1.3	21 144	2.2	1 018
50,000 to 99,999 lb	17 153	6.9	21 735	1.4	15 141	1.6	708
100,000 lb or more	180 157	72.8	1 500 527	97.2	904 474	96.0	726
Inland water	40 707	100.0	362 454	100.0	164 371	100.0	(S)
Less than 50 lb	—	—	—	—	—	—	—
50 to 99 lb	—	—	—	—	—	—	—
100 to 499 lb	—	—	—	—	—	—	—
500 to 749 lb	—	—	—	—	—	—	—
750 to 999 lb	—	—	—	—	—	—	—
1,000 to 9,999 lb	(S)	(S)	(S)	(S)	16	—	(S)
10,000 to 49,999 lb	668	1.6	1 090	.3	363	.2	300
50,000 to 99,999 lb	380	.9	1 162	.3	(S)	—	(S)
100,000 lb or more	39 436	96.9	359 265	99.1	163 640	99.6	468
Great Lakes	1 173	100.0	33 041	100.0	12 395	100.0	534
Less than 50 lb	—	—	—	—	—	—	—
50 to 99 lb	—	—	—	—	—	—	—
100 to 499 lb	—	—	—	—	—	—	—
500 to 749 lb	—	—	—	—	—	—	—
750 to 999 lb	—	—	—	—	—	—	—
1,000 to 9,999 lb	—	—	—	—	—	—	—
10,000 to 49,999 lb	—	—	—	—	—	—	—
50,000 to 99,999 lb	—	—	—	—	—	—	—
100,000 lb or more	1 173	100.0	33 041	100.0	12 395	100.0	534
Deep sea water	67	100.0	(S)	(S)	(S)	(S)	(S)
Less than 50 lb	—	.3	—	—	—	—	(S)
50 to 99 lb	—	.1	—	—	—	—	(S)
100 to 499 lb	(D)	(D)	(D)	(D)	(D)	(D)	(D)
500 to 749 lb	(D)	(D)	(D)	(D)	(D)	(D)	(D)
750 to 999 lb	—	.3	—	—	—	—	(S)

Table 4. Shipment Characteristics by Mode of Transportation and Shipment Size for the United States: 1993—Con.

[For explanation of terms and meaning of abbreviations and symbols, see introductory text. Detail may not add to total because of rounding]

Mode of transportation and shipment size	Value		Tons		Ton-miles ¹		Average miles per shipment ¹
	Number (million dollars)	Percent	Number (thousands)	Percent	Number (millions)	Percent	
SINGLE MODES—Con.							
Deep sea water—Con.							
1,000 to 9,999 lb	(D)	(D)	(D)	(D)	(D)	(D)	(D)
10,000 to 49,999 lb	(D)	(D)	(D)	(D)	(D)	(D)	(D)
50,000 to 99,999 lb	(D)	(D)	(D)	(D)	(D)	(D)	(D)
100,000 lb or more	(D)	(D)	(D)	(D)	(D)	(D)	(D)
Pipeline²	89 849	100.0	483 645	100.0	(S)	(S)	(S)
Less than 50 lb	—	—	—	—	—	—	(S)
50 to 99 lb	—	—	—	—	—	—	(S)
100 to 499 lb	(D)	(D)	(D)	(D)	(D)	(D)	(D)
500 to 749 lb	(D)	(D)	(D)	(D)	(D)	(D)	(D)
750 to 999 lb	(S)	(S)	(S)	(S)	—	—	(S)
1,000 to 9,999 lb	98	.1	108	—	(S)	—	(S)
10,000 to 49,999 lb	441	.5	(S)	(S)	(S)	—	(S)
50,000 to 99,999 lb	174	.2	917	.2	(S)	(S)	(S)
100,000 lb or more	89 129	99.2	480 743	99.4	(S)	(S)	(S)
MULTIPLE MODES							
Private truck and for-hire truck	22 565	100.0	34 123	100.0	4 639	100.0	197
Less than 50 lb	285	1.3	92	.3	4	.1	151
50 to 99 lb	(S)	(S)	67	.2	4	.1	(S)
100 to 499 lb	955	4.2	311	.9	46	1.0	337
500 to 749 lb	386	1.7	96	.3	34	.7	391
750 to 999 lb	243	1.1	79	.2	20	.4	277
1,000 to 9,999 lb	3 371	14.9	2 059	6.0	413	8.9	240
10,000 to 49,999 lb	13 195	58.5	8 104	23.8	1 998	43.1	259
50,000 to 99,999 lb	(S)	(S)	21 110	61.9	1 929	41.6	87
100,000 lb or more	172	.8	2 205	6.5	191	4.1	85
Truck and air	133 887	100.0	2 991	100.0	3 870	100.0	1 423
Less than 50 lb	48 795	36.4	533	17.8	845	21.8	1 422
50 to 99 lb	14 224	10.6	215	7.2	280	7.2	1 344
100 to 499 lb	40 006	29.9	620	20.7	904	23.4	1 502
500 to 749 lb	6 015	4.5	135	4.5	198	5.1	1 616
750 to 999 lb	5 054	3.8	106	3.5	144	3.7	1 351
1,000 to 9,999 lb	17 990	13.4	600	20.0	830	21.5	1 472
10,000 to 49,999 lb	1 717	1.3	394	13.2	421	10.9	1 228
50,000 to 99,999 lb	(S)	(S)	(S)	(S)	(S)	(S)	(S)
100,000 lb or more	(S)	(S)	(S)	(S)	(S)	(S)	(S)
Truck and rail	83 082	100.0	40 624	100.0	37 675	100.0	1 403
Less than 50 lb	(S)	(S)	—	—	1	—	1 505
50 to 99 lb	(S)	(S)	1	—	1	—	1 022
100 to 499 lb	58	.1	15	—	8	—	(S)
500 to 749 lb	51	.1	13	—	11	—	815
750 to 999 lb	26	—	8	—	6	—	690
1,000 to 9,999 lb	56 247	67.7	6 381	15.7	9 157	24.3	1 407
10,000 to 49,999 lb	21 708	26.1	9 286	22.9	15 801	41.9	1 845
50,000 to 99,999 lb	338	.4	2 856	7.0	1 037	2.8	377
100,000 lb or more	4 623	5.6	22 065	54.3	11 653	30.9	771
Truck and water	9 392	100.0	67 995	100.0	40 610	100.0	1 417
Less than 50 lb	20	.2	1	—	1	—	941
50 to 99 lb	17	.2	2	—	2	—	1 260
100 to 499 lb	134	1.4	17	—	28	.1	1 681
500 to 749 lb	82	.9	15	—	33	.1	2 171
750 to 999 lb	(S)	(S)	11	—	13	—	1 118
1,000 to 9,999 lb	1 183	12.6	(S)	(S)	(S)	(S)	(S)
10,000 to 49,999 lb	2 062	22.0	2 364	3.5	3 665	9.0	1 649
50,000 to 99,999 lb	544	5.8	4 831	7.1	2 906	7.2	625
100,000 lb or more	5 239	55.8	60 190	88.5	32 982	81.2	593
Truck and pipeline²	349	100.0	(S)	(S)	(S)	(S)	(S)
Less than 50 lb	—	—	—	—	—	—	—
50 to 99 lb	—	—	—	—	—	—	—
100 to 499 lb	(D)	(D)	(D)	(D)	(D)	(D)	(D)
500 to 749 lb	—	—	—	—	—	—	—
750 to 999 lb	—	—	—	—	—	—	—
1,000 to 9,999 lb	(D)	(D)	(D)	(D)	(D)	(D)	(D)
10,000 to 49,999 lb	(S)	(S)	(S)	(S)	(S)	(S)	(S)
50,000 to 99,999 lb	(S)	(S)	(S)	(S)	(S)	(S)	(S)
100,000 lb or more	—	—	—	—	—	—	—
Rail and water	3 636	100.0	79 222	100.0	70 219	100.0	627
Less than 50 lb	—	—	—	—	—	—	—
50 to 99 lb	—	—	—	—	—	—	—
100 to 499 lb	—	—	—	—	—	—	—
500 to 749 lb	—	—	—	—	—	—	—
750 to 999 lb	—	—	—	—	—	—	—
1,000 to 9,999 lb	(S)	(S)	(S)	(S)	(S)	—	(S)
10,000 to 49,999 lb	(D)	(D)	(D)	(D)	(D)	(D)	(D)
50,000 to 99,999 lb	(D)	(D)	(D)	(D)	(D)	(D)	(D)
100,000 lb or more	3 620	99.6	78 769	99.4	69 941	99.6	882
Inland water and Great Lakes	2 448	100.0	13 501	100.0	(S)	(S)	(S)
Less than 50 lb	—	—	—	—	—	—	—
50 to 99 lb	—	—	—	—	—	—	—
100 to 499 lb	—	—	—	—	—	—	—
500 to 749 lb	—	—	—	—	—	—	—
750 to 999 lb	—	—	—	—	—	—	—

Table 4. Shipment Characteristics by Mode of Transportation and Shipment Size for the United States: 1993—Con.

[For explanation of terms and meaning of abbreviations and symbols, see introductory text. Detail may not add to total because of rounding]

Mode of transportation and shipment size	Value		Tons		Ton-miles ¹		Average miles per shipment ¹
	Number (million dollars)	Percent	Number (thousands)	Percent	Number (millions)	Percent	
MULTIPLE MODES—Con.							
Inland water and Great Lakes—Con.							
1,000 to 9,999 lb	—	—	—	—	—	—	—
10,000 to 49,999 lb	(S)	(S)	(S)	(S)	(S)	(S)	(S)
50,000 to 99,999 lb	(D)	(D)	(D)	(D)	(D)	(D)	(D)
100,000 lb or more	(D)	(D)	(D)	(D)	(D)	(D)	(D)
Inland water and deep sea	19 682	100.0	109 916	100.0	95 215	100.0	1 903
Less than 50 lb	—	—	—	—	—	—	—
50 to 99 lb	—	—	—	—	—	—	—
100 to 499 lb	—	—	—	—	—	—	—
500 to 749 lb	—	—	—	—	—	—	—
750 to 999 lb	—	—	—	—	—	—	—
1,000 to 9,999 lb	537	2.7	179	.2	326	.3	1 792
10,000 to 49,999 lb	1 187	6.0	737	.7	1 876	2.0	2 474
50,000 to 99,999 lb	(S)	(S)	112	.1	348	.4	3 067
100,000 lb or more	17 765	90.3	108 888	99.1	92 665	97.3	1 113
OTHER MODES							
Other and unknown modes	242 691	100.0	544 335	100.0	96 972	100.0	229
Less than 50 lb	22 469	9.3	1 197	.2	137	.1	216
50 to 99 lb	8 772	3.6	417	.1	100	.1	265
100 to 499 lb	18 049	7.4	1 946	.4	398	.4	204
500 to 749 lb	6 753	2.8	740	.1	234	.2	246
750 to 999 lb	6 837	2.8	721	.1	126	.1	182
1,000 to 9,999 lb	77 433	31.9	16 017	2.9	5 242	5.4	346
10,000 to 49,999 lb	55 128	22.7	55 823	10.3	17 651	18.2	315
50,000 to 99,999 lb	9 375	3.9	39 274	7.2	6 596	6.8	159
100,000 lb or more	37 873	15.6	428 200	78.7	66 486	68.6	364

Note: "Deep sea water" as a single mode describes shipments moving only on the open waters of the oceans or the Gulf of Mexico. Most shipments moving primarily on the open ocean are tabulated under "Inland water and deep sea".

— Represents zero or less than 1 unit of measure.

(D) Denotes figures withheld to avoid disclosing data for individual companies.

(S) Data do not meet publication standards due to high sampling variability or other reasons. Some unpublished estimates can be derived by subtracting published data from their respective totals. However, the figures obtained by such subtraction are subject to these same limitations.

¹Average miles and ton-miles are based on the estimated distance traveled, not on Great Circle Distance. See the "Mileage Calculations" section of this report for further explanation. Calculation of average miles per shipment excludes shipments of STCC 27, Printed Matter. See "About the Data" section of this report for further explanation.

²CFS data for pipelines exclude most shipments of crude oil. See "About the Data" section for details of CFS coverage.

Table 5a. Shipment Characteristics by Two-Digit Commodity for the United States: 1993

[For explanation of terms and meaning of abbreviations and symbols, see introductory text. Detail may not add to total because of rounding]

STCC code	Commodity description	Value (million dollars)	Tons (thousands)	Ton-miles ¹ (millions)	Average miles per shipment ¹
ALL COMMODITIES					
	Total	5 846 334	9 688 493	2 420 915	424
01	Farm products	142 442	636 630	276 260	220
08	Forest products	1 700	30 520	3 635	222
09	Fresh fish or other marine products	11 062	2 995	1 746	159
10	Metallic ores	20 278	149 562	36 895	358
11	Coal	23 449	1 129 945	487 791	86
13	Crude petroleum, natural gas, or gasoline	(S)	(S)	(S)	(S)
14	Nonmetallic minerals	20 695	1 786 381	155 417	112
19	Ordnance or accessories	17 174	663	629	919
20	Food or kindred products	856 884	859 764	270 984	102
21	Tobacco products, excluding insecticides	60 640	3 225	931	146
22	Textile mill products	102 189	24 757	11 341	711
23	Apparel or other finished textile products	291 203	15 128	9 967	925
24	Lumber or wood products, excluding furniture	126 662	663 351	120 669	227
25	Furniture or fixtures	69 471	16 568	9 789	547
26	Pulp, paper, or allied products	195 002	217 233	100 721	186
27	Printed matter	(S)	(S)	(S)	-
28	Chemicals or allied products	532 907	545 405	236 856	349
29	Petroleum or coal products	359 471	1 885 833	287 081	101
30	Rubber or miscellaneous plastics products	175 267	52 349	25 528	466
31	Leather or leather products	50 645	2 401	2 182	941
32	Clay, concrete, glass, or stone products	91 365	799 481	84 032	349
33	Primary metal products	228 610	266 409	97 266	275
34	Fabricated metal products	237 316	84 895	30 489	395
35	Machinery, excluding electrical	442 770	34 180	19 112	519
36	Electrical machinery, equipment, or supplies	411 030	30 156	19 591	660
37	Transportation equipment	652 474	87 617	49 098	339
38	Instruments, photographic goods, optical goods, watches, or clocks	198 492	8 600	5 390	656
39	Miscellaneous products of manufacturing	200 803	20 731	10 992	864
40	Waste or scrap materials	18 258	130 894	27 591	160
41	Miscellaneous freight shipments	81 297	20 830	5 038	510
42	Containers, carriers or devices, shipping, returned empty	1 144	702	230	229
48	Waste hazardous materials or waste hazardous substances	558	813	314	190
-	Commodity unknown	21 941	7 804	2 522	477

- Represents zero or less than 1 unit of measure.

(D) Denotes figures withheld to avoid disclosing data for individual companies.

(S) Data do not meet publication standards due to high sampling variability or other reasons. Some unpublished estimates can be derived by subtracting published data from their respective totals. However, the figures obtained by such subtraction are subject to these same limitations.

¹Average miles and ton-miles are based on the estimated distance traveled, not on Great Circle Distance. See the "Mileage Calculations" section of this report for further explanation. Calculation of average miles per shipment excludes shipments of STCC 27, Printed Matter. See "About the Data" section of this report for further explanation.

Table 5b. Shipment Characteristics by Three-Digit Commodity for the United States: 1993

[For explanation of terms and meaning of abbreviations and symbols, see introductory text. Detail may not add to total because of rounding]

STCC code	Commodity description	Value (million dollars)	Tons (thousands)	Ton-miles ¹ (millions)	Average miles per shipment ¹
ALL COMMODITIES					
	Total	5 846 334	9 688 493	2 420 915	424
011	Field crops	82 458	565 587	251 428	153
012	Fresh fruits or tree nuts	13 840	13 086	7 158	451
013	Fresh vegetables	23 014	28 603	10 920	68
014	Livestock or livestock products	11 802	11 607	2 585	73
015	Poultry or poultry products	2 931	3 500	730	70
019	Miscellaneous farm products	8 398	14 247	3 439	386
084	Barks or gums, crude	342	4 525	585	101
086	Miscellaneous forest products	1 359	25 995	3 049	268
091	Fresh fish or other marine products	10 882	2 963	1 719	154
098	Fish hatcheries, farms, or preserves	180	32	(S)	(S)
101	Iron ores	1 749	51 848	25 761	325
102	Copper ores	2 250	88 217	(S)	(S)
103	Lead or zinc ores	585	5 809	(S)	(S)
104	Gold or silver ores	12 606	(S)	(S)	(S)
105	Bauxite ores or other aluminum ores	652	2 263	3 196	528
106	Manganese ores	88	144	124	877
107	Tungsten ores	(S)	(S)	1	690
108	Chromium ores	(S)	28	19	592
109	Miscellaneous metal ores	2 258	1 128	562	465
111	Anthracite	389	14 638	3 635	129
112	Bituminous coal or lignite	23 060	1 115 307	484 156	85
131	Crude petroleum or natural gas	(S)	(S)	(S)	(S)
132	Natural gasoline	(S)	(S)	(S)	(S)
141	Dimension stone, quarry	1 013	101 595	4 294	43
142	Crushed or broken stone or riprap	4 591	763 394	61 475	52
144	Gravel or sand	4 365	739 718	40 545	35
145	Clay, ceramic, or refractory minerals	998	26 192	4 617	1 810
147	Chemical or fertilizer minerals	6 619	111 871	36 661	137
149	Miscellaneous nonmetallic minerals	3 109	43 611	7 826	32
191	Guns, howitzers, mortars, related equipment, or parts 30mm+	339	18	11	933
192	Ammunition, over 30mm	6 921	197	193	810
193	Full tracked combat vehicles or parts	3 164	138	174	759
194	Military sighting or fire control equipment	786	2	1	963
195	Small arms, 30mm or under, or parts	1 806	26	23	878
196	Small arms ammunition, 30mm or under	1 322	134	117	780
199	Miscellaneous ordnance, accessories, or parts	2 836	148	111	1 115
201	Meat, poultry or small game, fresh, chilled, or frozen	167 434	88 476	36 922	119
202	Dairy products	79 372	78 849	17 161	82
203	Canned or preserved fruits, vegetables, or seafood	170 848	122 725	51 121	206
204	Grain mill products	75 963	205 929	62 917	105
205	Bakery products	48 049	28 767	8 153	74
206	Sugar, beet or cane	13 365	28 066	15 558	175
207	Confectionery or related products	28 430	8 451	4 723	338
208	Beverages or flavoring extracts	135 797	177 137	36 870	43
209	Miscellaneous food preparations or kindred products	137 626	121 364	37 559	145
211	Cigarettes	55 786	2 372	703	50
212	Cigars	(D)	(D)	(D)	(D)
213	Chewing or smoking tobacco, or snuff	2 309	193	87	544
214	Stemmed or redried tobacco	(D)	(D)	(D)	(D)
221	Cotton broad-woven fabrics	12 903	2 349	1 288	850
222	Man-made fibre or silk broad-woven fabrics	10 267	2 221	1 199	558
223	Wool broad-woven fabrics	2 409	167	49	535
224	Narrow fabrics, cotton, silk or wool, or man-made fibres	14 460	3 336	1 794	681
225	Knit fabrics	8 038	1 586	655	811
227	Floor coverings	17 522	5 424	2 334	560
228	Thread or yarn	21 031	5 663	1 922	1 054
229	Miscellaneous textile goods	15 558	4 011	2 102	608
231	Men's, youths', or boys' clothing or uniforms	95 490	5 622	3 812	908
233	Women's, misses', childrens, or infants clothing	130 887	4 897	3 175	946
235	Caps, hats, or millinery or hat bodies	2 265	90	72	890
237	Fur goods	370	9	5	912
238	Miscellaneous apparel or accessories	35 381	1 755	997	830
239	Miscellaneous fabricated textile products	26 809	2 756	1 907	935
241	Primary forest or wood raw materials	16 124	459 760	46 024	68
242	Sawmill or planing mill products	41 682	118 736	37 876	146
243	Millwork or prefabricated wood products or plywood or veneer	47 348	39 411	20 976	183
244	Wooden containers	1 631	1 738	471	706
249	Miscellaneous wood products	19 877	43 707	15 322	447
251	Household or office furniture	55 194	13 189	7 292	516
253	Public building or related furniture	2 401	605	403	678
254	Lockers, partitions, or shelving	7 627	2 166	1 627	653
259	Miscellaneous furniture or fixtures	4 250	607	466	642
261	Pulp or pulp mill products	4 546	20 883	9 396	134
262	Paper	62 530	62 180	33 347	102
263	Fibreboard, paperboard, or pulpboard	25 105	57 859	33 888	229
264	Converted paper or paperboard products	61 091	26 818	12 634	353
265	Containers or boxes, paperboard, fibreboard, or pulpboard	37 494	41 247	8 487	143
266	Building paper or building board	4 235	8 245	2 969	198
271	Newspapers	(S)	(S)	(S)	-
272	Periodicals	(S)	(S)	(S)	-
273	Books	(S)	(S)	(S)	-
274	Miscellaneous printed matter	(S)	(S)	(S)	-
276	Manifold business forms	(S)	(S)	(S)	-
277	Greeting cards, seals, labels, or tags	(S)	(S)	(S)	-
278	Blankbooks, loose leaf binders, or devices	(S)	(S)	(S)	-
279	Service industries for printing trades	(S)	(S)	(S)	-
281	Industrial inorganic or organic chemicals	116 188	311 219	122 868	161
282	Plastic materials or synthetic fibres, resins or rubber	68 379	57 185	37 618	740
283	Drugs	163 482	6 657	4 194	419
284	Soap or other detergents, cleaning preparations, cosmetics, perfumes	81 137	32 013	17 498	447
285	Paints, enamels, lacquers, shellacs, or varnishes	25 268	11 674	4 660	143
286	Gum or wood chemicals	2 361	1 703	801	478
287	Agricultural chemicals	34 210	83 892	33 700	161
289	Miscellaneous chemical products	41 881	41 064	15 517	343
291	Products of petroleum refining	338 184	1 602 681	228 290	102
295	Paving or roofing materials	13 322	116 715	19 347	66

Table 5b. Shipment Characteristics by Three-Digit Commodity for the United States: 1993—
Con.

[For explanation of terms and meaning of abbreviations and symbols, see introductory text. Detail may not add to total because of rounding]

STCC code	Commodity description	Value (million dollars)	Tons (thousands)	Ton-miles ¹ (millions)	Average miles per shipment ¹
ALL COMMODITIES—Con.					
299	Miscellaneous coal or petroleum products	7 965	166 437	39 445	149
301	Rubber tires or inner tubes	41 604	14 024	6 457	207
302	Rubber or plastic footwear	7 533	584	473	806
303	Reclaimed rubber	99	143	(S)	(S)
304	Rubber or plastic hose or belting	7 031	1 142	654	276
306	Miscellaneous fabricated rubber products	13 096	3 061	1 249	395
307	Miscellaneous plastic products	105 904	33 395	16 627	527
311	Leather	4 706	440	351	767
312	Industrial leather belting	32	1	1	(S)
313	Boot or shoe cut stock or findings	(S)	236	(S)	(S)
314	Footwear, leather, or other materials	34 917	1 366	1 307	985
315	Leather gloves or mittens	556	35	14	377
316	Luggage or handbags, leather, or other materials	3 914	238	223	975
319	Leather goods, nec	1 590	86	74	924
321	Flat glass	7 193	6 359	2 914	138
322	Glass and glassware, pressed or blown	18 157	17 500	6 633	707
324	Hydraulic cement	8 632	174 666	16 647	64
325	Structural clay products	7 139	30 153	6 348	252
326	Pottery or related products	7 241	1 843	1 267	855
327	Concrete, gypsum, or plaster products	21 720	447 858	21 189	64
328	Cut stone or stone products	2 488	69 698	8 797	178
329	Abrasive, asbestos products or miscellaneous nonmetallic mineral products	18 795	51 404	20 236	340
331	Steel works, rolling mill, or other reduction plant products	114 512	207 869	68 647	199
332	Iron or steel castings	19 361	15 330	5 489	262
333	Nonferrous metal primary smelted products	16 746	12 149	8 002	346
335	Nonferrous metal basic shapes	55 707	20 563	11 878	308
336	Nonferrous metal or nonferrous metal base alloy castings	10 878	2 448	923	611
339	Miscellaneous primary metal products	11 406	8 049	2 327	488
341	Metal cans	11 740	5 974	1 773	270
342	Cutlery, hand tools, or general hardware	38 343	4 936	2 563	460
343	Plumbing fixtures or heating apparatus	17 290	2 441	981	276
344	Fabricated structural metal products	54 533	25 800	9 439	288
345	Bolts, nuts, screws, rivets, washers, or other industrial fasteners	18 348	4 604	1 569	350
346	Metal stampings	27 975	14 356	4 678	580
348	Miscellaneous fabricated wire products	8 930	4 088	1 674	328
349	Miscellaneous fabricated metal products	60 157	22 695	7 812	431
351	Engines or turbines	16 972	1 800	962	379
352	Farm machinery or equipment	31 127	5 508	2 570	292
353	Construction, mining or materials handling machinery or equipment	58 790	9 943	4 494	305
354	Metalworking machinery or equipment	40 416	2 716	1 723	554
355	Special industry machinery	28 225	1 695	1 047	674
356	General industrial machinery or equipment	52 109	3 973	2 168	335
357	Office, computing, or accounting machines	152 964	3 236	2 786	829
358	Service industry machines	30 554	3 817	2 392	443
359	Miscellaneous machinery or parts	31 613	1 491	971	445
361	Electrical transmission or distribution equipment	34 726	2 565	1 814	524
362	Electrical industrial apparatus	38 046	4 347	2 386	322
363	Household appliances	47 960	8 134	5 279	801
364	Electric lighting or wire equipment	34 171	4 995	2 842	325
365	Radio or television receiving sets	57 868	3 289	2 629	824
366	Communication equipment	44 926	1 076	1 013	819
367	Electronic components or accessories	128 793	1 960	1 697	869
369	Miscellaneous electrical machinery, equipment, or supplies	24 542	3 791	1 930	472
371	Motor vehicles or equipment	479 729	75 646	41 945	275
372	Aircraft or parts	115 111	948	822	861
373	Ships or boats	18 728	2 988	1 556	654
374	Railroad equipment	6 049	2 264	1 145	570
375	Motorcycles, bicycles, or parts	7 765	703	537	880
376	Guided missile or space vehicle parts, nec	9 720	(S)	(S)	(S)
379	Miscellaneous transportation equipment	15 373	4 944	2 945	443
381	Engineering, laboratory, or scientific instruments	18 907	198	148	790
382	Measuring, controlling, or indicating instruments	13 015	347	238	645
383	Optical instruments or lenses	7 204	119	90	712
384	Surgical, medical, or dental instruments or supplies	66 080	3 784	2 202	606
385	Ophthalmic or opticians goods	6 250	145	122	703
386	Photographic equipment or supplies	81 457	3 911	2 498	487
387	Watches, clocks, clockwork operated devices, or parts	5 579	95	92	1 104
391	Jewelry, silverware, or plated ware	23 692	158	114	860
393	Musical instruments or parts	3 369	178	146	944
394	Toys, amusements, sporting or athletic goods	49 535	5 519	3 787	1 003
395	Pens, pencils, or other office materials, or artists' materials	6 600	545	391	490
396	Costume jewelry, buttons, novelties, or notions	9 637	400	391	960
399	Miscellaneous manufactured products	107 969	13 930	6 162	836
401	Ashes	229	13 341	1 562	118
402	Waste or scrap	18 029	117 552	26 030	162
411	Miscellaneous freight shipments	77 286	20 711	4 913	497
412	Special commodities not taken in regular freight service	4 011	119	(S)	(S)
429	Containers, carriers or devices, shipping, returned empty	1 144	702	230	229
489	Hazardous materials	558	813	314	190
--	Commodity Unknown	21 941	7 804	2 522	477

-- Represents zero or less than 1 unit of measure.

(D) Denotes figures withheld to avoid disclosing data for individual companies.

(S) Data do not meet publication standards due to high sampling variability or other reasons. Some unpublished estimates can be derived by subtracting published data from their respective totals. However, the figures obtained by such subtraction are subject to these same limitations.

¹Average miles and ton-miles are based on the estimated distance traveled, not on Great Circle Distance. See the "Mileage Calculations" section of this report for further explanation. Calculation of average miles per shipment excludes shipments of STCC 27, Printed Matter. See "About the Data" section of this report for further explanation.

Table 6a. **Shipment Characteristics by Two-Digit Commodity and Mode of Transportation for the United States: 1993**

[For explanation of terms and meaning of abbreviations and symbols, see introductory text. Detail may not add to total because of rounding]

STCC code, description, and mode of transportation	Value		Tons		Ton-miles ¹		Average miles per shipment ¹
	Number (million dollars)	Percent	Number (thousands)	Percent	Number (millions)	Percent	
ALL COMMODITIES							
Total	5 846 334	100.0	9 688 493	100.0	2 420 915	100.0	424
Single Modes							
Parcel, U.S. Postal Service, or courier	563 277	9.6	18 892	.2	13 151	.5	734
Private truck	1 755 837	30.0	3 543 513	36.6	235 897	9.7	52
For-hire truck	2 625 093	44.9	2 808 279	29.0	629 000	26.0	472
Air	5 200	.1	148	—	139	—	1 180
Rail	247 394	4.2	1 544 148	15.9	942 561	38.9	766
Inland water	40 707	.7	362 454	3.7	164 371	6.8	(S)
Great Lakes	1 173	—	33 041	.3	12 395	.5	534
Deep sea water	67	—	(S)	—	(S)	—	(S)
Pipeline ²	89 849	1.5	483 645	5.0	(S)	(S)	(S)
Multiple Modes							
Private truck and for-hire truck	22 565	.4	34 123	.4	4 639	.2	197
Truck and air	133 887	2.3	2 991	—	3 870	.2	1 423
Truck and rail	83 082	1.4	40 624	.4	37 675	1.6	1 403
Truck and water	9 392	.2	67 995	.7	40 610	1.7	1 417
Truck and pipeline ²	349	—	(S)	—	(S)	—	(S)
Rail and water	3 636	.1	79 222	.8	70 219	2.9	627
Inland water and Great Lakes	2 448	—	13 501	.1	(S)	(S)	(S)
Inland water and deep sea	19 682	.3	109 916	1.1	95 215	3.9	1 903
Other Modes							
Other and unknown modes	242 691	4.2	544 335	5.6	96 972	4.0	229
STCC 01, FARM PRODUCTS							
Total	142 442	100.0	636 630	100.0	276 260	100.0	220
Single Modes							
Parcel, U.S. Postal Service, or courier	976	.7	98	—	91	—	913
Private truck	50 318	35.3	127 012	20.0	12 297	4.5	45
For-hire truck	46 666	32.8	173 654	27.3	37 297	13.5	442
Air	(S)	—	(S)	—	(S)	—	(S)
Rail	20 697	14.5	174 949	27.5	118 336	42.8	689
Inland water	9 860	6.9	80 974	12.7	72 617	26.3	888
Great Lakes	(S)	—	(S)	—	(S)	—	(S)
Deep sea water	—	—	—	—	—	—	—
Pipeline ²	—	—	—	—	—	—	—
Multiple Modes							
Private truck and for-hire truck	312	.2	1 671	.3	215	.1	(S)
Truck and air	560	.4	61	—	137	—	1 698
Truck and rail	772	.5	1 033	.2	1 148	.4	1 228
Truck and water	184	.1	(S)	(S)	462	.2	772
Truck and pipeline ²	—	—	—	—	—	—	—
Rail and water	(S)	(S)	(S)	(S)	(S)	(S)	(S)
Inland water and Great Lakes	(S)	—	(S)	—	(S)	—	(S)
Inland water and deep sea	(S)	(S)	(S)	(S)	(S)	(S)	(S)
Other Modes							
Other and unknown modes	10 136	7.1	60 751	9.5	14 261	5.2	150
STCC 08, FOREST PRODUCTS							
Total	1 700	100.0	30 520	100.0	3 635	100.0	222
Single Modes							
Parcel, U.S. Postal Service, or courier	(D)	(D)	(D)	(D)	(D)	(D)	(D)
Private truck	(D)	(D)	(D)	(D)	(D)	(D)	(D)
For-hire truck	751	44.2	12 268	40.2	2 132	58.7	393
Air	—	—	—	—	—	—	—
Rail	(D)	(D)	(D)	(D)	(D)	(D)	(D)
Inland water	—	—	—	—	—	—	—
Great Lakes	—	—	—	—	—	—	—
Deep sea water	—	—	—	—	—	—	—
Pipeline ²	—	—	—	—	—	—	—
Multiple Modes							
Private truck and for-hire truck	—	—	(S)	(S)	(S)	—	(S)
Truck and air	(S)	—	—	—	(S)	—	(S)
Truck and rail	(S)	(S)	(S)	—	(S)	—	(S)
Truck and water	—	—	(S)	—	(S)	—	(S)
Truck and pipeline ²	—	—	—	—	—	—	—
Rail and water	—	—	—	—	—	—	—
Inland water and Great Lakes	—	—	—	—	—	—	—
Inland water and deep sea	(S)	(S)	(S)	—	(S)	—	(S)
Other Modes							
Other and unknown modes	(S)	(S)	774	2.5	213	5.8	457

Table 6a. **Shipment Characteristics by Two-Digit Commodity and Mode of Transportation for the United States: 1993—Con.**

[For explanation of terms and meaning of abbreviations and symbols, see introductory text. Detail may not add to total because of rounding]

STCC code, description, and mode of transportation	Value		Tons		Ton-miles ¹		Average miles per shipment ¹
	Number (million dollars)	Percent	Number (thousands)	Percent	Number (millions)	Percent	
STCC 09, FRESH FISH OR OTHER MARINE PRODUCTS							
Total	11 062	100.0	2 995	100.0	1 746	100.0	159
Single Modes							
Parcel, U.S. Postal Service, or courier	(D)	(D)	(D)	(D)	(D)	(D)	(D)
Private truck	6 002	54.3	1 432	47.8	309	17.7	58
For-hire truck	2 692	24.3	757	25.3	542	31.0	441
Air	(D)	(D)	(D)	(D)	(D)	(D)	(D)
Rail	(S)	(S)	(S)	(S)	(S)	(S)	(S)
Inland water	(S)	—	(S)	(S)	(S)	(S)	(S)
Great Lakes	—	—	—	—	—	—	—
Deep sea water	(S)	(S)	(S)	(S)	(S)	—	(S)
Pipeline ²	—	—	—	—	—	—	—
Multiple Modes							
Private truck and for-hire truck	(D)	(D)	(D)	(D)	(D)	(D)	(D)
Truck and air	343	3.1	52	1.7	97	5.6	1 376
Truck and rail	(D)	(D)	(D)	(D)	(D)	(D)	(D)
Truck and water	(D)	(D)	(D)	(D)	(D)	(D)	(D)
Truck and pipeline ²	—	—	—	—	—	—	—
Rail and water	—	—	—	—	—	—	—
Inland water and Great Lakes	—	—	—	—	—	—	—
Inland water and deep sea	(S)	(S)	(S)	(S)	300	17.2	2 079
Other Modes							
Other and unknown modes	960	8.7	381	12.7	213	12.2	316
STCC 10, METALLIC ORES							
Total	20 278	100.0	149 562	100.0	36 895	100.0	358
Single Modes							
Parcel, U.S. Postal Service, or courier	831	4.1	2	—	1	—	595
Private truck	(D)	(D)	(D)	(D)	(D)	(D)	(D)
For-hire truck	13 057	64.4	6 548	4.4	840	2.3	250
Air	—	—	—	—	—	—	(S)
Rail	2 802	13.8	53 059	35.5	11 973	32.5	436
Inland water	(S)	(S)	(S)	—	(S)	—	(S)
Great Lakes	(S)	(S)	(S)	(S)	(S)	(S)	(S)
Deep sea water	—	—	—	—	—	—	—
Pipeline ²	—	—	—	—	—	—	—
Multiple Modes							
Private truck and for-hire truck	—	—	—	—	—	—	—
Truck and air	1 451	7.2	1	—	1	—	1 564
Truck and rail	(D)	(D)	(D)	(D)	(D)	(D)	(D)
Truck and water	(D)	(D)	(D)	(D)	(D)	(D)	(D)
Truck and pipeline ²	—	—	—	—	—	—	—
Rail and water	(S)	(S)	(S)	(S)	(S)	(S)	(S)
Inland water and Great Lakes	(D)	(D)	(D)	(D)	(D)	(D)	(D)
Inland water and deep sea	(D)	(D)	(D)	(D)	(D)	(D)	(D)
Other Modes							
Other and unknown modes	(S)	(S)	66 568	44.5	(S)	(S)	(S)
STCC 11, COAL							
Total	23 449	100.0	1 129 945	100.0	487 791	100.0	86
Single Modes							
Parcel, U.S. Postal Service, or courier	(D)	(D)	(D)	(D)	(D)	(D)	(D)
Private truck	(D)	(D)	(D)	(D)	(D)	(D)	(D)
For-hire truck	3 784	16.1	194 287	17.2	7 241	1.5	38
Air	—	—	—	—	—	—	—
Rail	12 290	52.4	631 055	55.8	393 128	80.6	297
Inland water	1 688	7.2	53 770	4.8	19 846	4.1	441
Great Lakes	—	—	—	—	—	—	—
Deep sea water	—	—	—	—	—	—	—
Pipeline ²	—	—	—	—	—	—	—
Multiple Modes							
Private truck and for-hire truck	(D)	(D)	(D)	(D)	(D)	(D)	(D)
Truck and air	—	—	—	—	—	—	—
Truck and rail	(D)	(D)	(D)	(D)	(D)	(D)	(D)
Truck and water	572	2.4	19 682	1.7	7 695	1.6	430
Truck and pipeline ²	—	—	—	—	—	—	—
Rail and water	(D)	(D)	(D)	(D)	(D)	(D)	(D)
Inland water and Great Lakes	(D)	(D)	(D)	(D)	(D)	(D)	(D)
Inland water and deep sea	16	.1	636	.1	1 065	.2	1 662
Other Modes							
Other and unknown modes	2 905	12.4	143 277	12.7	9 254	1.9	28

Table 6a. **Shipment Characteristics by Two-Digit Commodity and Mode of Transportation for the United States: 1993—Con.**

[For explanation of terms and meaning of abbreviations and symbols, see introductory text. Detail may not add to total because of rounding]

STCC code, description, and mode of transportation	Value		Tons		Ton-miles ¹		Average miles per shipment ¹
	Number (million dollars)	Percent	Number (thousands)	Percent	Number (millions)	Percent	
STCC 13, CRUDE PETROLEUM, NATURAL GAS, OR GASOLINE							
Total	(S)	(S)	(S)	(S)	(S)	(S)	(S)
Single Modes							
Parcel, U.S. Postal Service, or courier	—	—	—	—	—	—	(S)
Private truck	(S)	(S)	(S)	(S)	(S)	(S)	(S)
For-hire truck	(S)	(S)	(S)	(S)	(S)	(S)	(S)
Air	—	—	—	—	—	—	—
Rail	(S)	—	(S)	—	(S)	—	(S)
Inland water	(D)	(D)	(D)	(D)	(D)	(D)	(D)
Great Lakes	—	—	—	—	—	—	—
Deep sea water	—	—	—	—	—	—	—
Pipeline ²	(S)	(S)	(S)	(S)	(S)	(S)	(S)
Multiple Modes							
Private truck and for-hire truck	(S)	(S)	(S)	(S)	(S)	—	(S)
Truck and air	—	—	—	—	—	—	—
Truck and rail	—	—	—	—	—	—	—
Truck and water	(D)	(D)	(D)	(D)	(D)	(D)	(D)
Truck and pipeline ²	(D)	(D)	(D)	(D)	(D)	(D)	(D)
Rail and water	—	—	—	—	—	—	—
Inland water and Great Lakes	—	—	—	—	—	—	—
Inland water and deep sea	(D)	(D)	(D)	(D)	(D)	(D)	(D)
Other Modes							
Other and unknown modes	(S)	(S)	(S)	(S)	(S)	(S)	(S)
STCC 14, NONMETALLIC MINERALS							
Total	20 695	100.0	1 786 381	100.0	155 417	100.0	112
Single Modes							
Parcel, U.S. Postal Service, or courier	(S)	(S)	14	—	(S)	—	(S)
Private truck	9 657	46.7	915 906	51.3	38 957	25.1	36
For-hire truck	6 094	29.4	588 275	32.9	31 226	20.1	55
Air	—	—	—	—	—	—	—
Rail	3 218	15.5	144 925	8.1	42 944	27.6	457
Inland water	565	2.7	37 610	2.1	14 828	9.5	293
Great Lakes	(D)	(D)	(D)	(D)	(D)	(D)	(D)
Deep sea water	—	—	—	—	—	—	(S)
Pipeline ²	—	—	—	—	—	—	—
Multiple Modes							
Private truck and for-hire truck	40	.2	4 107	.2	232	.1	55
Truck and air	(S)	—	(S)	—	(S)	—	(S)
Truck and rail	(D)	(D)	(D)	(D)	(D)	(D)	(D)
Truck and water	33	.2	9 642	.5	7 167	4.6	623
Truck and pipeline ²	—	—	—	—	—	—	—
Rail and water	(D)	(D)	(D)	(D)	(D)	(D)	(D)
Inland water and Great Lakes	(D)	(D)	(D)	(D)	(D)	(D)	(D)
Inland water and deep sea	(S)	(S)	(S)	(S)	(S)	(S)	(S)
Other Modes							
Other and unknown modes	642	3.1	51 035	2.9	5 862	3.8	89
STCC 19, ORDNANCE OR ACCESSORIES							
Total	17 174	100.0	663	100.0	629	100.0	919
Single Modes							
Parcel, U.S. Postal Service, or courier	1 824	10.6	34	5.1	27	4.3	939
Private truck	1 230	7.2	(S)	(S)	(S)	(S)	(S)
For-hire truck	12 415	72.3	404	60.8	405	64.3	952
Air	(D)	(D)	(D)	(D)	(D)	(D)	(D)
Rail	1 090	6.3	117	17.6	160	25.4	1 230
Inland water	—	—	—	—	—	—	—
Great Lakes	—	—	—	—	—	—	—
Deep sea water	—	—	—	—	—	—	—
Pipeline ²	—	—	—	—	—	—	—
Multiple Modes							
Private truck and for-hire truck	(S)	—	—	—	—	—	(S)
Truck and air	(D)	(D)	(D)	(D)	(D)	(D)	(D)
Truck and rail	(S)	—	(S)	(S)	(S)	—	(S)
Truck and water	(S)	—	(S)	(S)	(S)	(S)	(S)
Truck and pipeline ²	—	—	—	—	—	—	—
Rail and water	—	—	—	—	—	—	—
Inland water and Great Lakes	—	—	—	—	—	—	—
Inland water and deep sea	—	—	—	—	—	—	—
Other Modes							
Other and unknown modes	(D)	(D)	(D)	(D)	(D)	(D)	(D)

Table 6a. **Shipment Characteristics by Two-Digit Commodity and Mode of Transportation for the United States: 1993—Con.**

[For explanation of terms and meaning of abbreviations and symbols, see introductory text. Detail may not add to total because of rounding]

STCC code, description, and mode of transportation	Value		Tons		Ton-miles ¹		Average miles per shipment ¹
	Number (million dollars)	Percent	Number (thousands)	Percent	Number (millions)	Percent	
STCC 20, FOOD OR KINDRED PRODUCTS							
Total	856 884	100.0	859 764	100.0	270 984	100.0	102
Single Modes							
Parcel, U.S. Postal Service, or courier	2 283	.3	347	—	169	.1	804
Private truck	500 579	58.4	472 536	55.0	50 072	18.5	49
For-hire truck	300 969	35.1	270 626	31.5	123 573	45.6	406
Air	(D)	(D)	(D)	(D)	(D)	(D)	(D)
Rail	29 559	3.4	75 849	8.8	72 036	26.6	1 059
Inland water	1 617	.2	8 483	1.0	4 674	1.7	733
Great Lakes	—	—	—	—	—	—	—
Deep sea water	(S)	—	(S)	—	(S)	—	(S)
Pipeline ²	—	—	—	—	—	—	—
Multiple Modes							
Private truck and for-hire truck	1 571	.2	1 480	.2	332	.1	(S)
Truck and air	242	—	42	—	86	—	1 712
Truck and rail	2 636	.3	1 913	.2	3 190	1.2	719
Truck and water	1 460	.2	3 883	.5	3 261	1.2	1 406
Truck and pipeline ²	—	—	—	—	—	—	—
Rail and water	(S)	—	(S)	—	(S)	—	(S)
Inland water and Great Lakes	(D)	(D)	(D)	(D)	(D)	(D)	(D)
Inland water and deep sea	1 838	.2	3 841	.4	5 020	1.9	2 297
Other Modes							
Other and unknown modes	14 020	1.6	20 206	2.4	7 623	2.8	79
STCC 21, TOBACCO PRODUCTS, EXCLUDING INSECTICIDES							
Total	60 640	100.0	3 225	100.0	931	100.0	146
Single Modes							
Parcel, U.S. Postal Service, or courier	(S)	(S)	18	.6	17	1.8	1 218
Private truck	28 242	46.6	1 595	49.5	133	14.2	43
For-hire truck	26 872	44.3	1 417	44.0	658	70.6	370
Air	(S)	(S)	(S)	(S)	(S)	(S)	(S)
Rail	(S)	(S)	(S)	(S)	(S)	(S)	(S)
Inland water	—	—	—	—	—	—	—
Great Lakes	—	—	—	—	—	—	—
Deep sea water	—	—	—	—	—	—	—
Pipeline ²	—	—	—	—	—	—	—
Multiple Modes							
Private truck and for-hire truck	94	.2	7	.2	3	.3	412
Truck and air	(D)	(D)	(D)	(D)	(D)	(D)	(D)
Truck and rail	(D)	(D)	(D)	(D)	(D)	(D)	(D)
Truck and water	(D)	(D)	(D)	(D)	(D)	(D)	(D)
Truck and pipeline ²	—	—	—	—	—	—	—
Rail and water	—	—	—	—	—	—	—
Inland water and Great Lakes	—	—	—	—	—	—	—
Inland water and deep sea	—	—	—	—	—	—	—
Other Modes							
Other and unknown modes	(S)	(S)	(S)	(S)	3	.3	(S)
STCC 22, TEXTILE MILL PRODUCTS							
Total	102 189	100.0	24 757	100.0	11 341	100.0	711
Single Modes							
Parcel, U.S. Postal Service, or courier	7 828	7.7	426	1.7	378	3.3	867
Private truck	33 053	32.3	9 045	36.5	1 722	15.2	127
For-hire truck	56 039	54.8	14 233	57.5	8 439	74.4	706
Air	(S)	(S)	(S)	(S)	(S)	(S)	(S)
Rail	(D)	(D)	(D)	(D)	(D)	(D)	(D)
Inland water	—	—	—	—	—	—	—
Great Lakes	—	—	—	—	—	—	—
Deep sea water	—	—	—	—	—	—	—
Pipeline ²	—	—	—	—	—	—	—
Multiple Modes							
Private truck and for-hire truck	555	.5	162	.7	71	.6	659
Truck and air	533	.5	20	.1	29	.3	1 544
Truck and rail	192	.2	42	.2	108	1.0	2 458
Truck and water	(S)	(S)	12	—	17	.1	814
Truck and pipeline ²	—	—	—	—	—	—	—
Rail and water	—	—	—	—	—	—	—
Inland water and Great Lakes	—	—	—	—	—	—	—
Inland water and deep sea	(D)	(D)	(D)	(D)	(D)	(D)	(D)
Other Modes							
Other and unknown modes	3 614	3.5	651	2.6	291	2.6	273

Table 6a. **Shipment Characteristics by Two-Digit Commodity and Mode of Transportation for the United States: 1993—Con.**

[For explanation of terms and meaning of abbreviations and symbols, see introductory text. Detail may not add to total because of rounding]

STCC code, description, and mode of transportation	Value		Tons		Ton-miles ¹		Average miles per shipment ¹
	Number (million dollars)	Percent	Number (thousands)	Percent	Number (millions)	Percent	
STCC 23, APPAREL OR OTHER FINISHED TEXTILE PRODUCTS							
Total	291 203	100.0	15 128	100.0	9 967	100.0	925
Single Modes							
Parcel, U.S. Postal Service, or courier	44 973	15.4	1 382	9.1	1 221	12.3	940
Private truck	(D)	(D)	(D)	(D)	(D)	(D)	(D)
For-hire truck	184 015	63.2	9 814	64.9	6 858	68.8	967
Air	(S)	(S)	(S)	—	(S)	—	(S)
Rail	(S)	(S)	80	.5	165	1.7	629
Inland water	(S)	—	—	—	—	—	(S)
Great Lakes	—	—	—	—	—	—	—
Deep sea water	(S)	—	—	—	—	—	(S)
Pipeline ²	—	—	—	—	—	—	—
Multiple Modes							
Private truck and for-hire truck	(D)	(D)	(D)	(D)	(D)	(D)	(D)
Truck and air	4 209	1.4	85	.6	165	1.7	1 536
Truck and rail	641	.2	52	.3	122	1.2	2 631
Truck and water	(S)	—	(S)	—	(S)	—	(S)
Truck and pipeline ²	—	—	—	—	—	—	—
Rail and water	—	—	—	—	—	—	—
Inland water and Great Lakes	—	—	—	—	—	—	—
Inland water and deep sea	54	—	2	—	4	—	1 792
Other Modes							
Other and unknown modes	7 462	2.6	426	2.8	275	2.8	690
STCC 24, LUMBER OR WOOD PRODUCTS, EXCLUDING FURNITURE							
Total	126 662	100.0	663 351	100.0	120 669	100.0	227
Single Modes							
Parcel, U.S. Postal Service, or courier	1 811	1.4	159	—	102	.1	691
Private truck	60 481	47.7	312 843	47.2	22 850	18.9	71
For-hire truck	48 019	37.9	270 263	40.7	57 721	47.8	312
Air	(S)	—	—	—	—	—	1 638
Rail	9 294	7.3	36 910	5.6	30 443	25.2	972
Inland water	(S)	(S)	(S)	(S)	(S)	(S)	(S)
Great Lakes	—	—	—	—	—	—	—
Deep sea water	—	—	—	—	—	—	—
Pipeline ²	—	—	—	—	—	—	—
Multiple Modes							
Private truck and for-hire truck	318	.3	9 749	1.5	(S)	(S)	(S)
Truck and air	(D)	(D)	(D)	(D)	(D)	(D)	(D)
Truck and rail	939	.7	1 672	.3	2 394	2.0	1 641
Truck and water	129	.1	219	—	294	.2	1 921
Truck and pipeline ²	—	—	—	—	—	—	—
Rail and water	(D)	(D)	(D)	(D)	(D)	(D)	(D)
Inland water and Great Lakes	—	—	—	—	—	—	—
Inland water and deep sea	(D)	(D)	(D)	(D)	(D)	(D)	(D)
Other Modes							
Other and unknown modes	4 985	3.9	22 441	3.4	4 068	3.4	193
STCC 25, FURNITURE OR FIXTURES							
Total	69 471	100.0	16 568	100.0	9 789	100.0	547
Single Modes							
Parcel, U.S. Postal Service, or courier	2 485	3.6	321	1.9	292	3.0	877
Private truck	25 315	36.4	5 825	35.2	1 651	16.9	109
For-hire truck	39 214	56.4	9 726	58.7	6 817	69.6	699
Air	1	—	—	—	—	—	2 148
Rail	(D)	(D)	(D)	(D)	(D)	(D)	(D)
Inland water	(D)	(D)	(D)	(D)	(D)	(D)	(D)
Great Lakes	—	—	—	—	—	—	—
Deep sea water	—	—	—	—	—	—	(S)
Pipeline ²	—	—	—	—	—	—	—
Multiple Modes							
Private truck and for-hire truck	(S)	(S)	(S)	(S)	33	.3	658
Truck and air	(D)	(D)	(D)	(D)	(D)	(D)	(D)
Truck and rail	73	.1	21	.1	30	.3	1 625
Truck and water	(S)	(S)	(S)	(S)	(S)	(S)	(S)
Truck and pipeline ²	—	—	—	—	—	—	—
Rail and water	—	—	—	—	—	—	—
Inland water and Great Lakes	—	—	—	—	—	—	—
Inland water and deep sea	50	.1	(S)	(S)	(S)	(S)	(S)
Other Modes							
Other and unknown modes	1 313	1.9	369	2.2	306	3.1	418

Table 6a. **Shipment Characteristics by Two-Digit Commodity and Mode of Transportation for the United States: 1993—Con.**

[For explanation of terms and meaning of abbreviations and symbols, see introductory text. Detail may not add to total because of rounding.]

STCC code, description, and mode of transportation	Value		Tons		Ton-miles ¹		Average miles per shipment ¹
	Number (million dollars)	Percent	Number (thousands)	Percent	Number (millions)	Percent	
STCC 26, PULP, PAPER, OR ALLIED PRODUCTS							
Total	195 002	100.0	217 233	100.0	100 721	100.0	186
Single Modes							
Parcel, U.S. Postal Service, or courier	8 258	4.2	1 033	.5	416	.4	301
Private truck	60 483	31.0	61 100	28.1	7 143	7.1	34
For-hire truck	99 334	50.9	102 362	47.1	47 401	47.1	203
Air	(D)	(D)	(D)	(D)	(D)	(D)	(D)
Rail	19 766	10.1	44 146	20.3	37 695	37.4	870
Inland water	680	.3	667	.3	(S)	—	(S)
Great Lakes	—	—	—	—	—	—	—
Deep sea water	(S)	—	—	—	—	—	(S)
Pipeline ²	—	—	—	—	—	—	—
Multiple Modes							
Private truck and for-hire truck	241	.1	(S)	(S)	45	—	(S)
Truck and air	(S)	(S)	(S)	(S)	(S)	—	(S)
Truck and rail	1 031	.5	1 572	.7	2 146	2.1	1 448
Truck and water	262	.1	368	.2	710	.7	1 845
Truck and pipeline ²	—	—	—	—	—	—	—
Rail and water	(D)	(D)	(D)	(D)	(D)	(D)	(D)
Inland water and Great Lakes	—	—	—	—	—	—	—
Inland water and deep sea	186	.1	283	.1	666	.7	1 540
Other Modes							
Other and unknown modes	4 239	2.2	5 195	2.4	3 969	3.9	(S)
STCC 27, PRINTED MATTER							
Total	(S)	(S)	(S)	(S)	(S)	(S)	—
Single Modes							
Parcel, U.S. Postal Service, or courier	(S)	(S)	(S)	(S)	(S)	(S)	—
Private truck	(S)	(S)	(S)	(S)	(S)	(S)	—
For-hire truck	(S)	(S)	(S)	(S)	(S)	(S)	—
Air	(S)	(S)	(S)	(S)	(S)	(S)	—
Rail	(S)	(S)	(S)	(S)	(S)	(S)	—
Inland water	—	—	—	—	—	—	—
Great Lakes	—	—	—	—	—	—	—
Deep sea water	—	—	—	—	—	—	—
Pipeline ²	—	—	—	—	—	—	—
Multiple Modes							
Private truck and for-hire truck	(S)	(S)	(S)	(S)	(S)	(S)	—
Truck and air	(S)	(S)	(S)	(S)	(S)	(S)	—
Truck and rail	(S)	(S)	(S)	(S)	(S)	(S)	—
Truck and water	(S)	—	(S)	—	(S)	(S)	—
Truck and pipeline ²	—	—	—	—	—	—	—
Rail and water	—	—	—	—	—	—	—
Inland water and Great Lakes	—	—	—	—	—	—	—
Inland water and deep sea	(S)	—	—	—	—	—	—
Other Modes							
Other and unknown modes	(S)	(S)	(S)	(S)	(S)	(S)	—
STCC 28, CHEMICALS OR ALLIED PRODUCTS							
Total	532 907	100.0	545 405	100.0	236 856	100.0	349
Single Modes							
Parcel, U.S. Postal Service, or courier	40 131	7.5	1 135	.2	577	.2	621
Private truck	137 978	25.9	157 033	28.8	17 023	7.2	56
For-hire truck	260 437	48.9	153 503	28.1	57 263	24.2	397
Air	399	.1	(S)	—	(S)	—	(S)
Rail	49 912	9.4	130 262	23.9	113 134	47.8	863
Inland water	6 139	1.2	25 799	4.7	15 587	6.6	(S)
Great Lakes	—	—	—	—	—	—	—
Deep sea water	—	—	—	—	—	—	—
Pipeline ²	4 654	.9	24 330	4.5	(S)	(S)	(S)
Multiple Modes							
Private truck and for-hire truck	1 987	.4	2 851	.5	(S)	—	(S)
Truck and air	9 724	1.8	358	.1	271	.1	1 177
Truck and rail	4 275	.8	2 075	.4	3 393	1.4	1 560
Truck and water	1 003	.2	3 460	.6	3 088	1.3	1 464
Truck and pipeline ²	(D)	(D)	(D)	(D)	(D)	(D)	(D)
Rail and water	(S)	—	(S)	—	(S)	—	(S)
Inland water and Great Lakes	(D)	(D)	(D)	(D)	(D)	(D)	(D)
Inland water and deep sea	1 420	.3	10 886	2.0	11 812	5.0	1 590
Other Modes							
Other and unknown modes	14 658	2.8	32 915	6.0	11 210	4.7	212

Table 6a. **Shipment Characteristics by Two-Digit Commodity and Mode of Transportation for the United States: 1993—Con.**

[For explanation of terms and meaning of abbreviations and symbols, see introductory text. Detail may not add to total because of rounding]

STCC code, description, and mode of transportation	Value		Tons		Ton-miles ¹		Average miles per shipment ¹
	Number (million dollars)	Percent	Number (thousands)	Percent	Number (millions)	Percent	
STCC 29, PETROLEUM OR COAL PRODUCTS							
Total	359 471	100.0	1 885 833	100.0	287 081	100.0	101
Single Modes							
Parcel, U.S. Postal Service, or courier	340	.1	68	—	33	—	1 525
Private truck	142 043	39.5	595 105	31.6	24 851	8.7	28
For-hire truck	72 065	20.0	397 583	21.1	30 022	10.5	95
Air	—	—	—	—	—	—	(S)
Rail	12 888	3.6	136 245	7.2	47 560	16.6	535
Inland water	16 403	4.6	116 044	6.2	22 810	7.9	(S)
Great Lakes (D)	—	(D)	(D)	(D)	(D)	(D)	(D)
Deep sea water	—	—	—	—	—	—	—
Pipeline ²	81 035	22.5	424 684	22.5	(S)	(S)	(S)
Multiple Modes							
Private truck and for-hire truck	(S)	(S)	(S)	(S)	635	.2	82
Truck and air	9	—	4	—	3	—	1 104
Truck and rail	136	—	(S)	(S)	603	.2	(S)
Truck and water	3 068	.9	(S)	(S)	(S)	(S)	(S)
Truck and pipeline ²	(S)	(S)	(S)	(S)	(S)	—	(S)
Rail and water	(D)	(D)	(D)	(D)	(D)	(D)	(D)
Inland water and Great Lakes	(S)	(S)	(S)	(S)	(S)	(S)	(S)
Inland water and deep sea	13 326	3.7	79 363	4.2	61 435	21.4	988
Other Modes							
Other and unknown modes	12 214	3.4	83 012	4.4	15 801	5.5	58
STCC 30, RUBBER OR MISCELLANEOUS PLASTICS PRODUCTS							
Total	175 267	100.0	52 349	100.0	25 528	100.0	466
Single Modes							
Parcel, U.S. Postal Service, or courier	13 944	8.0	904	1.7	618	2.4	777
Private truck	45 744	26.1	16 581	31.7	2 847	11.2	65
For-hire truck	106 368	60.7	32 427	61.9	19 388	75.9	560
Air	16	—	1	—	1	—	923
Rail	2 849	1.6	859	1.6	1 105	4.3	1 294
Inland water	—	—	—	—	—	—	—
Great Lakes	—	—	—	—	—	—	—
Deep sea water	1	—	—	—	—	—	162
Pipeline ²	—	—	—	—	—	—	—
Multiple Modes							
Private truck and for-hire truck	187	.1	61	.1	26	.1	242
Truck and air	849	.5	49	.1	65	.3	1 404
Truck and rail	(S)	(S)	(S)	(S)	(S)	(S)	(S)
Truck and water	90	.1	42	.1	99	.4	1 548
Truck and pipeline ²	—	—	—	—	—	—	—
Rail and water	—	—	—	—	—	—	—
Inland water and Great Lakes	—	—	—	—	—	—	—
Inland water and deep sea	39	—	13	—	20	.1	1 630
Other Modes							
Other and unknown modes	3 794	2.2	928	1.8	511	2.0	133
STCC 31, LEATHER OR LEATHER PRODUCTS							
Total	50 645	100.0	2 401	100.0	2 182	100.0	941
Single Modes							
Parcel, U.S. Postal Service, or courier	6 669	13.2	231	9.6	231	10.6	940
Private truck	7 461	14.7	539	22.5	246	11.3	334
For-hire truck	32 440	64.1	1 459	60.8	1 379	63.2	978
Air	(S)	(S)	(S)	(S)	(S)	(S)	(S)
Rail	(S)	(S)	(S)	(S)	(S)	(S)	(S)
Inland water	—	—	—	—	—	—	—
Great Lakes	—	—	—	—	—	—	—
Deep sea water	—	—	—	—	—	—	—
Pipeline ²	—	—	—	—	—	—	—
Multiple Modes							
Private truck and for-hire truck	(S)	—	(S)	—	—	—	(S)
Truck and air	361	.7	10	.4	17	.8	1 564
Truck and rail	(S)	(S)	(S)	(S)	(S)	(S)	(S)
Truck and water	(S)	(S)	(S)	(S)	(S)	(S)	(S)
Truck and pipeline ²	—	—	—	—	—	—	—
Rail and water	—	—	—	—	—	—	—
Inland water and Great Lakes	—	—	—	—	—	—	—
Inland water and deep sea	(S)	—	—	—	(S)	—	(S)
Other Modes							
Other and unknown modes	2 785	5.5	108	4.5	157	7.2	1 277

Table 6a. **Shipment Characteristics by Two-Digit Commodity and Mode of Transportation for the United States: 1993—Con.**

[For explanation of terms and meaning of abbreviations and symbols, see introductory text. Detail may not add to total because of rounding]

STCC code, description, and mode of transportation	Value		Tons		Ton-miles ¹		Average miles per shipment ¹
	Number (million dollars)	Percent	Number (thousands)	Percent	Number (millions)	Percent	
STCC 32, CLAY, CONCRETE, GLASS, OR STONE PRODUCTS							
Total	91 365	100.0	799 481	100.0	84 032	100.0	349
Single Modes							
Parcel, U.S. Postal Service, or courier	5 731	6.3	371	—	293	.3	845
Private truck	(D)	(D)	(D)	(D)	(D)	(D)	(D)
For-hire truck	40 667	44.5	179 549	22.5	35 407	42.1	454
Air	(D)	(D)	(D)	(D)	(D)	(D)	(D)
Rail	2 216	2.4	29 662	3.7	17 274	20.6	642
Inland water	328	.4	(S)	(S)	7 526	9.0	412
Great Lakes	79	.1	2 214	.3	723	.9	336
Deep sea water	—	—	—	—	—	—	—
Pipeline ²	(S)	—	(S)	—	—	—	(S)
Multiple Modes							
Private truck and for-hire truck	(D)	(D)	(D)	(D)	(D)	(D)	(D)
Truck and air	(D)	(D)	(D)	(D)	(D)	(D)	(D)
Truck and rail	(D)	(D)	(D)	(D)	(D)	(D)	(D)
Truck and water	(D)	(D)	(D)	(D)	(D)	(D)	(D)
Truck and pipeline ²	—	—	—	—	—	—	—
Rail and water	(S)	—	(S)	—	—	—	(S)
Inland water and Great Lakes	—	—	—	—	—	—	—
Inland water and deep sea	(D)	(D)	(D)	(D)	(D)	(D)	(D)
Other Modes							
Other and unknown modes	2 245	2.5	10 948	1.4	3 003	3.6	401
STCC 33, PRIMARY METAL PRODUCTS							
Total	228 610	100.0	266 409	100.0	97 266	100.0	275
Single Modes							
Parcel, U.S. Postal Service, or courier	6 206	2.7	377	.1	185	.2	525
Private truck	60 781	26.6	69 852	26.2	9 238	9.5	64
For-hire truck	131 382	57.5	144 296	54.2	49 313	50.7	471
Air	36	—	2	—	3	—	1 234
Rail	20 267	8.9	41 255	15.5	31 198	32.1	794
Inland water	906	.4	2 679	1.0	2 157	2.2	889
Great Lakes	—	—	—	—	—	—	—
Deep sea water	—	—	—	—	—	—	(S)
Pipeline ²	—	—	—	—	—	—	—
Multiple Modes							
Private truck and for-hire truck	362	.2	416	.2	109	.1	174
Truck and air	(D)	(D)	(D)	(D)	(D)	(D)	(D)
Truck and rail	(S)	(S)	(S)	(S)	1 339	1.4	1 358
Truck and water	316	.1	621	.2	788	.8	1 433
Truck and pipeline ²	—	—	—	—	—	—	—
Rail and water	(D)	(D)	(D)	(D)	(D)	(D)	(D)
Inland water and Great Lakes	(S)	(S)	(S)	(S)	(S)	(S)	(S)
Inland water and deep sea	(S)	(S)	(S)	(S)	(S)	(S)	(S)
Other Modes							
Other and unknown modes	4 491	2.0	4 513	1.7	1 720	1.8	143
STCC 34, FABRICATED METAL PRODUCTS							
Total	237 316	100.0	84 895	100.0	30 489	100.0	395
Single Modes							
Parcel, U.S. Postal Service, or courier	30 046	12.7	1 333	1.6	804	2.6	601
Private truck	70 456	29.7	30 694	36.2	4 337	14.2	63
For-hire truck	122 067	51.4	46 780	55.1	21 247	69.7	548
Air	85	—	2	—	3	—	1 339
Rail	3 920	1.7	2 922	3.4	2 028	6.7	680
Inland water	296	.1	384	.5	(S)	—	(S)
Great Lakes	—	—	—	—	—	—	—
Deep sea water	(S)	—	—	—	—	—	(S)
Pipeline ²	—	—	—	—	—	—	—
Multiple Modes							
Private truck and for-hire truck	257	.1	146	.2	32	.1	298
Truck and air	2 182	.9	78	.1	108	.4	1 424
Truck and rail	574	.2	284	.3	348	1.1	1 181
Truck and water	(D)	(D)	(D)	(D)	(D)	(D)	(D)
Truck and pipeline ²	—	—	—	—	—	—	—
Rail and water	—	—	—	—	—	—	—
Inland water and Great Lakes	—	—	—	—	—	—	—
Inland water and deep sea	(D)	(D)	(D)	(D)	(D)	(D)	(D)
Other Modes							
Other and unknown modes	7 217	3.0	2 184	2.6	1 082	3.5	231

Table 6a. **Shipment Characteristics by Two-Digit Commodity and Mode of Transportation for the United States: 1993—Con.**

[For explanation of terms and meaning of abbreviations and symbols, see introductory text. Detail may not add to total because of rounding]

STCC code, description, and mode of transportation	Value		Tons		Ton-miles ¹		Average miles per shipment ¹
	Number (million dollars)	Percent	Number (thousands)	Percent	Number (millions)	Percent	
STCC 35, MACHINERY, EXCLUDING ELECTRICAL							
Total	442 770	100.0	34 180	100.0	19 112	100.0	519
Single Modes							
Parcel, U.S. Postal Service, or courier	89 578	20.2	1 763	5.2	1 099	5.8	567
Private truck	68 637	15.5	9 719	28.4	1 923	10.1	60
For-hire truck	231 330	52.2	20 110	58.8	13 587	71.1	572
Air	496	.1	8	—	11	.1	1 316
Rail	5 683	1.3	526	1.5	664	3.5	1 035
Inland water	(S)	—	(S)	—	(S)	—	(S)
Great Lakes	—	—	—	—	—	—	—
Deep sea water	(S)	—	—	—	—	—	(S)
Pipeline ²	—	—	—	—	—	—	—
Multiple Modes							
Private truck and for-hire truck	194	—	32	.1	(S)	—	(S)
Truck and air	25 395	5.7	504	1.5	555	2.9	1 528
Truck and rail	897	.2	146	.4	198	1.0	1 299
Truck and water	264	.1	23	.1	61	.3	2 099
Truck and pipeline ²	—	—	—	—	—	—	—
Rail and water	—	—	—	—	—	—	—
Inland water and Great Lakes	—	—	—	—	—	—	—
Inland water and deep sea	41	—	4	—	14	.1	3 494
Other Modes							
Other and unknown modes	20 230	4.6	1 339	3.9	981	5.1	248
STCC 36, ELECTRICAL MACHINERY, EQUIPMENT, OR SUPPLIES							
Total	411 030	100.0	30 156	100.0	19 591	100.0	660
Single Modes							
Parcel, U.S. Postal Service, or courier	97 703	23.8	1 388	4.6	1 042	5.3	791
Private truck	58 457	14.2	7 354	24.4	1 674	8.5	52
For-hire truck	187 850	45.7	18 648	61.8	13 150	67.1	674
Air	(D)	(D)	(D)	(D)	(D)	(D)	(D)
Rail	3 614	.9	913	3.0	1 232	6.3	1 270
Inland water	—	—	—	—	—	—	—
Great Lakes	—	—	—	—	—	—	—
Deep sea water	—	—	—	—	—	—	(S)
Pipeline ²	—	—	—	—	—	—	—
Multiple Modes							
Private truck and for-hire truck	120	—	18	.1	10	.1	(S)
Truck and air	35 568	8.7	281	.9	372	1.9	1 411
Truck and rail	1 287	.3	337	1.1	639	3.3	1 964
Truck and water	133	—	33	.1	82	.4	1 736
Truck and pipeline ²	—	—	—	—	—	—	—
Rail and water	—	—	—	—	—	—	—
Inland water and Great Lakes	—	—	—	—	—	—	—
Inland water and deep sea	(D)	(D)	(D)	(D)	(D)	(D)	(D)
Other Modes							
Other and unknown modes	25 026	6.1	1 126	3.7	1 117	5.7	557
STCC 37, TRANSPORTATION EQUIPMENT							
Total	652 474	100.0	87 617	100.0	49 098	100.0	339
Single Modes							
Parcel, U.S. Postal Service, or courier	39 754	6.1	1 177	1.3	676	1.4	648
Private truck	99 039	15.2	16 101	18.4	3 583	7.3	36
For-hire truck	317 449	48.7	43 385	49.5	20 835	42.4	478
Air	2 118	.3	(S)	(S)	44	.1	884
Rail	37 708	5.8	9 528	10.9	8 418	17.1	849
Inland water	(D)	(D)	(D)	(D)	(D)	(D)	(D)
Great Lakes	—	—	—	—	—	—	—
Deep sea water	—	—	—	—	—	—	—
Pipeline ²	—	—	—	—	—	—	—
Multiple Modes							
Private truck and for-hire truck	(D)	(D)	(D)	(D)	(D)	(D)	(D)
Truck and air	26 700	4.1	264	.3	317	.6	1 312
Truck and rail	63 585	9.7	7 620	8.7	11 972	24.4	1 460
Truck and water	133	—	22	—	70	.1	(S)
Truck and pipeline ²	—	—	—	—	—	—	—
Rail and water	—	—	—	—	—	—	—
Inland water and Great Lakes	—	—	—	—	—	—	—
Inland water and deep sea	396	.1	58	.1	(S)	—	(S)
Other Modes							
Other and unknown modes	63 673	9.8	7 999	9.1	2 724	5.5	168

Table 6a. **Shipment Characteristics by Two-Digit Commodity and Mode of Transportation for the United States: 1993—Con.**

[For explanation of terms and meaning of abbreviations and symbols, see introductory text. Detail may not add to total because of rounding]

STCC code, description, and mode of transportation	Value		Tons		Ton-miles ¹		Average miles per shipment ¹
	Number (million dollars)	Percent	Number (thousands)	Percent	Number (millions)	Percent	
STCC 38, INSTRUMENTS, PHOTOGRAPHIC GOODS, OPTICAL GOODS, WATCHES, OR CLOCKS							
Total	198 492	100.0	8 600	100.0	5 390	100.0	656
Single Modes							
Parcel, U.S. Postal Service, or courier	58 955	29.7	849	9.9	562	10.4	707
Private truck	21 431	10.8	1 466	17.0	245	4.5	74
For-hire truck	95 572	48.1	5 744	66.8	3 881	72.0	508
Air	292	.1	2	—	2	—	1 362
Rail	957	.5	105	1.2	172	3.2	777
Inland water	—	—	—	—	—	—	—
Great Lakes	—	—	—	—	—	—	—
Deep sea water	—	—	—	—	—	—	—
Pipeline ²	—	—	—	—	—	—	—
Multiple Modes							
Private truck and for-hire truck	(S)	—	—	—	—	—	(S)
Truck and air	12 736	6.4	97	1.1	137	2.5	1 402
Truck and rail	(S)	(S)	37	.4	60	1.1	1 551
Truck and water	(S)	—	(S)	—	(S)	—	(S)
Truck and pipeline ²	—	—	—	—	—	—	—
Rail and water	—	—	—	—	—	—	—
Inland water and Great Lakes	—	—	—	—	—	—	—
Inland water and deep sea	(S)	—	—	—	(S)	—	(S)
Other Modes							
Other and unknown modes	8 181	4.1	297	3.5	322	6.0	474
STCC 39, MISCELLANEOUS PRODUCTS OF MANUFACTURING							
Total	200 803	100.0	20 731	100.0	10 992	100.0	864
Single Modes							
Parcel, U.S. Postal Service, or courier	51 098	25.4	1 400	6.8	1 281	11.7	955
Private truck	51 234	25.5	6 690	32.3	1 422	12.9	103
For-hire truck	78 193	38.9	11 423	55.1	7 273	66.2	765
Air	86	—	(S)	—	(S)	—	(S)
Rail	(D)	(D)	(D)	(D)	(D)	(D)	(D)
Inland water	(D)	(D)	(D)	(D)	(D)	(D)	(D)
Great Lakes	—	—	—	—	—	—	—
Deep sea water	—	—	—	—	—	—	(S)
Pipeline ²	—	—	—	—	—	—	—
Multiple Modes							
Private truck and for-hire truck	(S)	(S)	(S)	(S)	(S)	(S)	(S)
Truck and air	5 231	2.6	48	.2	71	.6	1 501
Truck and rail	268	.1	45	.2	76	.7	2 122
Truck and water	(S)	—	5	—	(S)	—	(S)
Truck and pipeline ²	—	—	—	—	—	—	—
Rail and water	—	—	—	—	—	—	—
Inland water and Great Lakes	—	—	—	—	—	—	—
Inland water and deep sea	(S)	—	(S)	(S)	(S)	—	(S)
Other Modes							
Other and unknown modes	5 966	3.0	501	2.4	359	3.3	520
STCC 40, WASTE OR SCRAP MATERIALS							
Total	18 258	100.0	130 894	100.0	27 591	100.0	160
Single Modes							
Parcel, U.S. Postal Service, or courier	(S)	(S)	2	—	—	—	(S)
Private truck	5 612	30.7	33 982	26.0	2 373	8.6	59
For-hire truck	8 719	47.8	62 190	47.5	10 842	39.3	189
Air	—	—	—	—	—	—	—
Rail	3 111	17.0	28 833	22.0	10 403	37.7	375
Inland water	292	1.6	2 222	1.7	1 763	6.4	674
Great Lakes	—	—	—	—	—	—	—
Deep sea water	—	—	—	—	—	—	—
Pipeline ²	—	—	—	—	—	—	—
Multiple Modes							
Private truck and for-hire truck	67	.4	261	.2	34	.1	134
Truck and air	—	—	(S)	—	(S)	—	(S)
Truck and rail	(D)	(D)	(D)	(D)	(D)	(D)	(D)
Truck and water	54	.3	417	.3	642	2.3	3 947
Truck and pipeline ²	—	—	—	—	—	—	—
Rail and water	(D)	(D)	(D)	(D)	(D)	(D)	(D)
Inland water and Great Lakes	—	—	—	—	—	—	—
Inland water and deep sea	(D)	(D)	(D)	(D)	(D)	(D)	(D)
Other Modes							
Other and unknown modes	209	1.1	2 180	1.7	813	2.9	380

Table 6a. Shipment Characteristics by Two-Digit Commodity and Mode of Transportation for the United States: 1993—Con.

[For explanation of terms and meaning of abbreviations and symbols, see introductory text. Detail may not add to total because of rounding.]

STCC code, description, and mode of transportation	Value		Tons		Ton-miles ¹		Average miles per shipment ¹
	Number (million dollars)	Percent	Number (thousands)	Percent	Number (millions)	Percent	
STCC 41, MISCELLANEOUS FREIGHT SHIPMENTS							
Total	81 297	100.0	20 830	100.0	5 038	100.0	510
Single Modes							
Parcel, U.S. Postal Service, or courier	3 556	4.4	70	.3	56	1.1	684
Private truck	59 542	73.2	17 616	84.6	3 563	70.7	141
For-hire truck	15 089	18.6	2 936	14.1	1 235	24.5	542
Air	7	—	—	—	—	—	(S)
Rail	(S)	(S)	28	.1	17	.3	648
Inland water	—	—	—	—	—	—	—
Great Lakes	—	—	—	—	—	—	—
Deep sea water	—	—	—	—	—	—	—
Pipeline ²	—	—	—	—	—	—	—
Multiple Modes							
Private truck and for-hire truck	(D)	(D)	(D)	(D)	(D)	(D)	(D)
Truck and air	(S)	(S)	(S)	(S)	(S)	(S)	(S)
Truck and rail	8	—	6	—	10	.2	1 583
Truck and water	(S)	(S)	(S)	(S)	(S)	—	(S)
Truck and pipeline ²	—	—	—	—	—	—	—
Rail and water	—	—	—	—	—	—	—
Inland water and Great Lakes	—	—	—	—	—	—	—
Inland water and deep sea	(D)	(D)	(D)	(D)	(D)	(D)	(D)
Other Modes							
Other and unknown modes	1 030	1.3	118	.6	23	.5	(S)
STCC 42, CONTAINERS, CARRIERS OR DEVICES, SHIPPING, RETURNED EMPTY							
Total	1 144	100.0	702	100.0	230	100.0	229
Single Modes							
Parcel, U.S. Postal Service, or courier	(D)	(D)	(D)	(D)	(D)	(D)	(D)
Private truck	(D)	(D)	(D)	(D)	(D)	(D)	(D)
For-hire truck	570	49.8	383	54.6	128	55.7	373
Air	—	—	—	—	—	—	(S)
Rail	(S)	(S)	(S)	(S)	(S)	(S)	(S)
Inland water	(D)	(D)	(D)	(D)	(D)	(D)	(D)
Great Lakes	—	—	—	—	—	—	—
Deep sea water	—	—	—	—	—	—	—
Pipeline ²	—	—	—	—	—	—	—
Multiple Modes							
Private truck and for-hire truck	—	—	—	—	—	—	—
Truck and air	(D)	(D)	(D)	(D)	(D)	(D)	(D)
Truck and rail	(D)	(D)	(D)	(D)	(D)	(D)	(D)
Truck and water	(D)	(D)	(D)	(D)	(D)	(D)	(D)
Truck and pipeline ²	—	—	—	—	—	—	—
Rail and water	—	—	—	—	—	—	—
Inland water and Great Lakes	—	—	—	—	—	—	—
Inland water and deep sea	—	—	—	—	—	—	—
Other Modes							
Other and unknown modes	(D)	(D)	(D)	(D)	(D)	(D)	(D)
STCC 48, WASTE HAZARDOUS MATERIALS OR WASTE HAZARDOUS SUBSTANCES							
Total	558	100.0	813	100.0	314	100.0	190
Single Modes							
Parcel, U.S. Postal Service, or courier	(D)	(D)	(D)	(D)	(D)	(D)	(D)
Private truck	(D)	(D)	(D)	(D)	(D)	(D)	(D)
For-hire truck	267	47.9	290	35.7	124	39.5	373
Air	—	—	—	—	—	—	—
Rail	13	2.3	72	8.8	97	30.8	1 618
Inland water	—	—	—	—	—	—	—
Great Lakes	—	—	—	—	—	—	—
Deep sea water	—	—	—	—	—	—	—
Pipeline ²	—	—	—	—	—	—	—
Multiple Modes							
Private truck and for-hire truck	(D)	(D)	(D)	(D)	(D)	(D)	(D)
Truck and air	(D)	(D)	(D)	(D)	(D)	(D)	(D)
Truck and rail	(D)	(D)	(D)	(D)	(D)	(D)	(D)
Truck and water	—	—	—	—	—	—	—
Truck and pipeline ²	—	—	—	—	—	—	—
Rail and water	—	—	—	—	—	—	—
Inland water and Great Lakes	—	—	—	—	—	—	—
Inland water and deep sea	—	—	—	—	—	—	—
Other Modes							
Other and unknown modes	(D)	(D)	(D)	(D)	(D)	(D)	(D)

Table 6a. **Shipment Characteristics by Two-Digit Commodity and Mode of Transportation for the United States: 1993—Con.**

[For explanation of terms and meaning of abbreviations and symbols, see introductory text. Detail may not add to total because of rounding]

STCC code, description, and mode of transportation	Value		Tons		Ton-miles ¹		Average miles per shipment ¹
	Number (million dollars)	Percent	Number (thousands)	Percent	Number (millions)	Percent	
COMMODITY UNKNOWN							
Total	21 941	100.0	7 804	100.0	2 522	100.0	477
Single Modes							
Parcel, U.S. Postal Service, or courier	2 182	9.9	99	1.3	62	2.5	703
Private truck	7 666	34.9	3 348	42.9	678	26.9	57
For-hire truck	8 037	36.6	2 257	28.9	874	34.7	482
Air	(S)	(S)	(S)	—	(S)	—	(S)
Rail	316	1.4	695	8.9	585	23.2	866
Inland water	(S)	—	(S)	(S)	(S)	—	(S)
Great Lakes	—	—	—	—	—	—	—
Deep sea water	—	—	—	—	—	—	—
Pipeline ²	—	—	—	—	—	—	—
Multiple Modes							
Private truck and for-hire truck	(S)	(S)	(S)	(S)	(S)	—	(S)
Truck and air	325	1.5	8	.1	12	.5	1 357
Truck and rail	(S)	(S)	(S)	(S)	(S)	—	(S)
Truck and water	(D)	(D)	(D)	(D)	(D)	(D)	(D)
Truck and pipeline ²	—	—	—	—	—	—	—
Rail and water	—	—	—	—	—	—	—
Inland water and Great Lakes	—	—	—	—	—	—	—
Inland water and deep sea	(D)	(D)	(D)	(D)	(D)	(D)	(D)
Other Modes							
Other and unknown modes	2 345	10.7	1 209	15.5	171	6.8	203

Note: "Deep sea water" as a single mode describes shipments moving only on the open waters of the oceans or the Gulf of Mexico. Most shipments moving primarily on the open ocean are tabulated under "Inland water and deep sea".

— Represents zero or less than 1 unit of measure.

(D) Denotes figures withheld to avoid disclosing data for individual companies.

(S) Data do not meet publication standards due to high sampling variability or other reasons. Some unpublished estimates can be derived by subtracting published data from their respective totals. However, the figures obtained by such subtraction are subject to these same limitations.

¹Average miles and ton-miles are based on the estimated distance traveled, not on Great Circle Distance. See the "Mileage Calculations" section of this report for explanation. Calculation of average miles per shipment excludes shipments of STCC 27, Printed Matter. See "About the Data" section of this report for further explanation.

²CFS data for pipelines exclude most shipments of crude oil. See "About the Data" section for details of CFS coverage.

Table 6b. Shipment Characteristics by Three-Digit Commodity and Mode of Transportation for the United States: 1993

[For explanation of terms and meaning of abbreviations and symbols, see introductory text. Detail may not add to total because of rounding]

STCC code, description and mode of transportation	Value		Tons		Ton-miles ¹		Average miles per shipment ¹
	Number (million dollars)	Percent	Number (thousands)	Percent	Number (millions)	Percent	
ALL COMMODITIES							
Total	5 846 334	100.0	9 688 493	100.0	2 420 915	100.0	424
Single Modes							
Parcel, U.S. Postal Service, or courier	563 277	9.6	18 892	.2	13 151	.5	734
Private truck	1 755 837	30.0	3 543 513	36.6	235 897	9.7	52
For-hire truck	2 625 093	44.9	2 808 279	29.0	629 000	26.0	472
Air	5 200	.1	148	—	139	—	1 180
Rail	247 394	4.2	1 544 148	15.9	942 561	38.9	766
Inland water	40 707	.7	362 454	3.7	164 371	6.8	(S)
Great Lakes	1 173	—	33 041	.3	12 395	.5	534
Deep sea water	67	—	(S)	—	(S)	—	(S)
Pipeline ²	89 849	1.5	483 645	5.0	(S)	(S)	(S)
Multiple Modes							
Private truck and for-hire truck	22 565	.4	34 123	.4	4 639	.2	197
Truck and air	133 887	2.3	2 991	—	3 870	.2	1 423
Truck and rail	83 082	1.4	40 624	.4	37 675	1.6	1 403
Truck and water	9 392	.2	67 995	.7	40 610	1.7	1 417
Truck and pipeline ²	349	—	(S)	—	(S)	—	(S)
Rail and water	3 636	.1	79 222	.8	70 219	2.9	627
Inland water and Great Lakes	2 448	—	13 501	.1	(S)	(S)	(S)
Inland water and deep sea	19 682	.3	109 916	1.1	95 215	3.9	1 903
Other Modes							
Other and unknown modes	242 691	4.2	544 335	5.6	96 972	4.0	229
STCC 011, FIELD CROPS							
Total	82 458	100.0	565 587	100.0	251 428	100.0	153
Single Modes							
Parcel, U.S. Postal Service, or courier	55	.1	8	—	5	—	657
Private truck	16 667	20.2	86 310	15.3	7 864	3.1	52
For-hire truck	25 068	30.4	147 193	26.0	20 996	8.4	171
Air	—	—	—	—	—	—	(S)
Rail	20 285	24.6	174 061	30.8	117 034	46.5	674
Inland water	9 801	11.9	80 816	14.3	72 584	28.9	889
Great Lakes	(S)	(S)	(S)	(S)	(S)	.2	(S)
Deep sea water	—	—	—	—	—	—	—
Pipeline ²	—	—	—	—	—	—	—
Multiple Modes							
Private truck and for-hire truck	206	.3	1 439	.3	114	—	(S)
Truck and air	(S)	—	(S)	—	(S)	—	(S)
Truck and rail	451	.5	846	.1	797	.3	1 117
Truck and water	(S)	(S)	(S)	(S)	357	.1	(S)
Truck and pipeline ²	—	—	—	—	—	—	—
Rail and water	(S)	(S)	(S)	(S)	(S)	(S)	(S)
Inland water and Great Lakes	(S)	—	(S)	(S)	(S)	.2	(S)
Inland water and deep sea	(S)	(S)	(S)	(S)	(S)	(S)	(S)
Other Modes							
Other and unknown modes	7 917	9.6	58 571	10.4	(S)	(S)	(S)
STCC 012, FRESH FRUITS OR TREE NUTS							
Total	13 840	100.0	13 086	100.0	7 158	100.0	451
Single Modes							
Parcel, U.S. Postal Service, or courier	(S)	(S)	41	.3	40	.6	1 089
Private truck	6 513	47.1	6 271	47.9	742	10.4	49
For-hire truck	6 174	44.6	6 158	47.1	5 673	79.3	902
Air	(S)	(S)	(S)	(S)	(S)	.1	(S)
Rail	(S)	(S)	(S)	(S)	186	2.6	(S)
Inland water	—	—	—	—	—	—	—
Great Lakes	—	—	—	—	—	—	—
Deep sea water	—	—	—	—	—	—	—
Pipeline ²	—	—	—	—	—	—	—
Multiple Modes							
Private truck and for-hire truck	—	—	—	—	—	—	(S)
Truck and air	(S)	(S)	(S)	(S)	(S)	.3	(S)
Truck and rail	111	.8	(S)	(S)	58	.8	1 270
Truck and water	(S)	(S)	(S)	(S)	(S)	.7	(S)
Truck and pipeline ²	—	—	—	—	—	—	—
Rail and water	—	—	—	—	—	—	—
Inland water and Great Lakes	—	—	—	—	—	—	—
Inland water and deep sea	(S)	—	—	—	—	—	(S)
Other Modes							
Other and unknown modes	669	4.8	381	2.9	381	5.3	304

Table 6b. Shipment Characteristics by Three-Digit Commodity and Mode of Transportation for the United States: 1993—Con.

[For explanation of terms and meaning of abbreviations and symbols, see introductory text. Detail may not add to total because of rounding]

STCC code, description and mode of transportation	Value		Tons		Ton-miles ¹		Average miles per shipment ¹
	Number (million dollars)	Percent	Number (thousands)	Percent	Number (millions)	Percent	
STCC 013, FRESH VEGETABLES							
Total	23 014	100.0	28 603	100.0	10 920	100.0	68
Single Modes							
Parcel, U.S. Postal Service, or courier	7	—	2	—	2	—	1 218
Private truck	16 025	69.6	16 281	56.9	1 311	12.0	34
For-hire truck	5 708	24.8	10 418	36.4	7 737	70.9	598
Air	—	—	—	—	—	—	—
Rail	209	.9	584	2.0	902	8.3	1 375
Inland water	(S)	(S)	(S)	(S)	(S)	.3	(S)
Great Lakes	—	—	—	—	—	—	—
Deep sea water	—	—	—	—	—	—	—
Pipeline ²	—	—	—	—	—	—	—
Multiple Modes							
Private truck and for-hire truck	(S)	(S)	(S)	(S)	(S)	—	(S)
Truck and air	(S)	(S)	4	—	(S)	.1	(S)
Truck and rail	(S)	(S)	(S)	(S)	(S)	.4	(S)
Truck and water	57	.2	35	.1	48	.4	742
Truck and pipeline ²	—	—	—	—	—	—	—
Rail and water	—	—	—	—	—	—	—
Inland water and Great Lakes	—	—	—	—	—	—	—
Inland water and deep sea	(S)	—	(S)	—	(S)	—	(S)
Other Modes							
Other and unknown modes	896	3.9	(S)	(S)	(S)	(S)	(S)
STCC 014, LIVESTOCK OR LIVESTOCK PRODUCTS							
Total	11 802	100.0	11 607	100.0	2 585	100.0	73
Single Modes							
Parcel, U.S. Postal Service, or courier	(S)	(S)	2	—	(S)	—	(S)
Private truck	4 392	37.2	5 391	46.4	688	26.6	36
For-hire truck	6 971	59.1	5 780	49.8	1 572	60.8	233
Air	—	—	—	—	—	—	—
Rail	(S)	(S)	(S)	(S)	(S)	(S)	(S)
Inland water	—	—	—	—	—	—	—
Great Lakes	—	—	—	—	—	—	—
Deep sea water	—	—	—	—	—	—	—
Pipeline ²	—	—	—	—	—	—	—
Multiple Modes							
Private truck and for-hire truck	(S)	(S)	186	1.6	97	3.8	450
Truck and air	(S)	(S)	(S)	—	(S)	—	(S)
Truck and rail	(S)	(S)	(S)	(S)	(S)	(S)	(S)
Truck and water	(S)	—	(S)	—	(S)	—	(S)
Truck and pipeline ²	—	—	—	—	—	—	—
Rail and water	—	—	—	—	—	—	—
Inland water and Great Lakes	—	—	—	—	—	—	—
Inland water and deep sea	—	—	—	—	—	—	—
Other Modes							
Other and unknown modes	116	1.0	129	1.1	42	1.6	(S)
STCC 015, POULTRY OR POULTRY PRODUCTS							
Total	2 931	100.0	3 500	100.0	730	100.0	70
Single Modes							
Parcel, U.S. Postal Service, or courier	(S)	(S)	—	—	—	—	(S)
Private truck	2 412	82.3	2 947	84.2	502	68.8	63
For-hire truck	435	14.8	450	12.9	218	29.8	400
Air	—	—	—	—	—	—	—
Rail	—	—	—	—	—	—	(S)
Inland water	—	—	—	—	—	—	—
Great Lakes	—	—	—	—	—	—	—
Deep sea water	—	—	—	—	—	—	—
Pipeline ²	—	—	—	—	—	—	—
Multiple Modes							
Private truck and for-hire truck	(S)	(S)	(S)	(S)	—	—	(S)
Truck and air	1	—	—	—	—	—	(S)
Truck and rail	—	—	—	—	—	—	—
Truck and water	(S)	(S)	(S)	(S)	(S)	(S)	(S)
Truck and pipeline ²	—	—	—	—	—	—	—
Rail and water	—	—	—	—	—	—	—
Inland water and Great Lakes	—	—	—	—	—	—	—
Inland water and deep sea	—	—	—	—	—	—	—
Other Modes							
Other and unknown modes	(S)	(S)	(S)	(S)	2	.2	(S)

Table 6b. **Shipment Characteristics by Three-Digit Commodity and Mode of Transportation for the United States: 1993—Con.**

[For explanation of terms and meaning of abbreviations and symbols, see introductory text. Detail may not add to total because of rounding.]

STCC code, description and mode of transportation	Value		Tons		Ton-miles ¹		Average miles per shipment ¹
	Number (million dollars)	Percent	Number (thousands)	Percent	Number (millions)	Percent	
STCC 019, MISCELLANEOUS FARM PRODUCTS							
Total	8 398	100.0	14 247	100.0	3 439	100.0	386
Single Modes							
Parcel, U.S. Postal Service, or courier	685	8.2	45	.3	43	1.3	867
Private truck	4 309	51.3	9 812	68.9	1 190	34.6	54
For-hire truck	2 310	27.5	3 655	25.7	1 102	32.0	799
Air	(S)	(S)	(S)	—	1	—	(S)
Rail	25	.3	(S)	(S)	(S)	(S)	(S)
Inland water	—	—	—	—	—	—	—
Great Lakes	—	—	—	—	—	—	—
Deep sea water	—	—	—	—	—	—	—
Pipeline ²	—	—	—	—	—	—	—
Multiple Modes							
Private truck and for-hire truck	(S)	—	(S)	(S)	(S)	—	(S)
Truck and air	495	5.9	31	.2	55	1.6	1 673
Truck and rail	79	.9	44	.3	94	2.7	2 069
Truck and water	(S)	—	—	—	(S)	—	(S)
Truck and pipeline ²	—	—	—	—	—	—	—
Rail and water	—	—	—	—	—	—	—
Inland water and Great Lakes	—	—	—	—	—	—	—
Inland water and deep sea	—	—	—	—	(S)	—	(S)
Other Modes							
Other and unknown modes	468	5.6	511	3.6	(S)	(S)	(S)
STCC 084, BARKS OR GUMS, CRUDE							
Total	342	100.0	4 525	100.0	585	100.0	101
Single Modes							
Parcel, U.S. Postal Service, or courier	(D)	(D)	(D)	(D)	(D)	(D)	(D)
Private truck	(D)	(D)	(D)	(D)	(D)	(D)	(D)
For-hire truck	201	58.8	1 615	35.7	354	60.5	225
Air	—	—	—	—	—	—	—
Rail	(S)	(S)	(S)	—	(S)	.1	(S)
Inland water	—	—	—	—	—	—	—
Great Lakes	—	—	—	—	—	—	—
Deep sea water	—	—	—	—	—	—	—
Pipeline ²	—	—	—	—	—	—	—
Multiple Modes							
Private truck and for-hire truck	—	—	—	—	—	—	—
Truck and air	—	—	—	—	—	—	—
Truck and rail	—	—	—	—	—	—	—
Truck and water	—	—	—	—	—	—	—
Truck and pipeline ²	—	—	—	—	—	—	—
Rail and water	—	—	—	—	—	—	—
Inland water and Great Lakes	—	—	—	—	—	—	—
Inland water and deep sea	—	—	—	—	—	—	—
Other Modes							
Other and unknown modes	4	1.3	181	4.0	42	7.2	(S)
STCC 086, MISCELLANEOUS FOREST PRODUCTS							
Total	1 359	100.0	25 995	100.0	3 049	100.0	268
Single Modes							
Parcel, U.S. Postal Service, or courier	(D)	(D)	(D)	(D)	(D)	(D)	(D)
Private truck	(D)	(D)	(D)	(D)	(D)	(D)	(D)
For-hire truck	550	40.5	10 653	41.0	1 778	58.3	427
Air	(D)	—	—	—	—	—	—
Rail	(D)	(D)	(D)	(D)	(D)	(D)	(D)
Inland water	—	—	—	—	—	—	—
Great Lakes	—	—	—	—	—	—	—
Deep sea water	—	—	—	—	—	—	—
Pipeline ²	—	—	—	—	—	—	—
Multiple Modes							
Private truck and for-hire truck	—	—	(S)	(S)	(S)	.1	(S)
Truck and air	(S)	(S)	—	—	(S)	—	(S)
Truck and rail	(S)	(S)	(S)	—	(S)	.7	(S)
Truck and water	—	—	(S)	—	(S)	.1	(S)
Truck and pipeline ²	—	—	—	—	—	—	—
Rail and water	—	—	—	—	—	—	—
Inland water and Great Lakes	—	—	—	—	—	—	—
Inland water and deep sea	(S)	(S)	(S)	—	(S)	.1	(S)
Other Modes							
Other and unknown modes	(S)	(S)	593	2.3	(S)	(S)	(S)

Table 6b. **Shipment Characteristics by Three-Digit Commodity and Mode of Transportation for the United States: 1993—Con.**

[For explanation of terms and meaning of abbreviations and symbols, see introductory text. Detail may not add to total because of rounding]

STCC code, description and mode of transportation	Value		Tons		Ton-miles ¹		Average miles per shipment ¹
	Number (million dollars)	Percent	Number (thousands)	Percent	Number (millions)	Percent	
STCC 091, FRESH FISH OR OTHER MARINE PRODUCTS							
Total	10 882	100.0	2 963	100.0	1 719	100.0	154
Single Modes							
Parcel, U.S. Postal Service, or courier	(D)	(D)	(D)	(D)	(D)	(D)	(D)
Private truck	5 919	54.4	1 415	47.7	305	17.8	56
For-hire truck	2 687	24.7	757	25.5	542	31.5	442
Air	(D)	(D)	(D)	(D)	(D)	(D)	(D)
Rail	(S)	(S)	(S)	(S)	(S)	(S)	(S)
Inland water	(S)	—	(S)	(S)	(S)	(S)	(S)
Great Lakes	—	—	—	—	—	—	—
Deep sea water	(S)	(S)	(S)	(S)	(S)	.2	(S)
Pipeline ²	—	—	—	—	—	—	—
Multiple Modes							
Private truck and for-hire truck	(D)	(D)	(D)	(D)	(D)	(D)	(D)
Truck and air	257	2.4	39	1.3	73	4.3	1 335
Truck and rail	(D)	(D)	(D)	(D)	(D)	(D)	(D)
Truck and water	(D)	(D)	(D)	(D)	(D)	(D)	(D)
Truck and pipeline ²	—	—	—	—	—	—	—
Rail and water	—	—	—	—	—	—	—
Inland water and Great Lakes	—	—	—	—	—	—	—
Inland water and deep sea	(S)	(S)	(S)	(S)	300	17.4	2 079
Other Modes							
Other and unknown modes	956	8.8	380	12.8	213	12.4	319
STCC 098, FISH HATCHERIES, FARMS, OR PRESERVES							
Total	180	100.0	32	100.0	(S)	(S)	(S)
Single Modes							
Parcel, U.S. Postal Service, or courier	—	(S)	—	(S)	—	—	(S)
Private truck	84	46.5	17	54.1	(S)	(S)	(S)
For-hire truck	(S)	(S)	(S)	(S)	—	.6	(S)
Air	(S)	(S)	—	—	—	.3	(S)
Rail	—	—	—	—	—	—	—
Inland water	—	—	—	—	—	—	—
Great Lakes	—	—	—	—	—	—	—
Deep sea water	—	—	—	—	—	—	—
Pipeline ²	—	—	—	—	—	—	—
Multiple Modes							
Private truck and for-hire truck	—	—	—	—	—	—	(S)
Truck and air	(S)	(S)	(S)	(S)	(S)	(S)	(S)
Truck and rail	—	—	—	—	—	—	—
Truck and water	—	—	—	—	—	—	—
Truck and pipeline ²	—	—	—	—	—	—	—
Rail and water	—	—	—	—	—	—	—
Inland water and Great Lakes	—	—	—	—	—	—	—
Inland water and deep sea	—	—	—	—	—	—	—
Other Modes							
Other and unknown modes	(S)	(S)	(S)	(S)	—	.2	(S)
STCC 101, IRON ORES							
Total	1 749	100.0	51 848	100.0	25 761	100.0	325
Single Modes							
Parcel, U.S. Postal Service, or courier	(D)	(D)	(D)	(D)	(D)	(D)	(D)
Private truck	(D)	(D)	(D)	(D)	(D)	(D)	(D)
For-hire truck	(D)	(D)	(D)	(D)	(D)	(D)	(D)
Air	—	—	—	—	—	—	—
Rail	991	56.7	28 135	54.3	8 833	34.3	314
Inland water	—	—	—	—	—	—	—
Great Lakes	(S)	(S)	(S)	(S)	(S)	(S)	(S)
Deep sea water	—	—	—	—	—	—	—
Pipeline ²	—	—	—	—	—	—	—
Multiple Modes							
Private truck and for-hire truck	—	—	—	—	—	—	—
Truck and air	—	—	—	—	—	—	—
Truck and rail	(D)	(D)	(D)	(D)	(D)	(D)	(D)
Truck and water	(D)	(D)	(D)	(D)	(D)	(D)	(D)
Truck and pipeline ²	—	—	—	—	—	—	—
Rail and water	(S)	(S)	(S)	(S)	(S)	(S)	(S)
Inland water and Great Lakes	(D)	(D)	(D)	(D)	(D)	(D)	(D)
Inland water and deep sea	—	—	—	—	—	—	—
Other Modes							
Other and unknown modes	(S)	(S)	(S)	(S)	(S)	.4	(S)

Table 6b. Shipment Characteristics by Three-Digit Commodity and Mode of Transportation for the United States: 1993—Con.

[For explanation of terms and meaning of abbreviations and symbols, see introductory text. Detail may not add to total because of rounding.]

STCC code, description and mode of transportation	Value		Tons		Ton-miles ¹		Average miles per shipment ¹
	Number (million dollars)	Percent	Number (thousands)	Percent	Number (millions)	Percent	
STCC 102, COPPER ORES							
Total	2 250	100.0	88 217	100.0	(S)	(S)	(S)
Single Modes							
Parcel, U.S. Postal Service, or courier	(D)	(D)	(D)	(D)	(D)	(D)	(D)
Private truck	(D)	(D)	(D)	(D)	(D)	(D)	(D)
For-hire truck	545	24.2	1 178	1.3	103	1.9	(S)
Air	—	—	—	—	—	—	—
Rail	1 411	62.7	23 181	26.3	1 781	33.3	332
Inland water	—	—	—	—	—	—	—
Great Lakes	—	—	—	—	—	—	—
Deep sea water	—	—	—	—	—	—	—
Pipeline ²	—	—	—	—	—	—	—
Multiple Modes							
Private truck and for-hire truck	—	—	—	—	—	—	—
Truck and air	(D)	(D)	(D)	(D)	(D)	(D)	(D)
Truck and rail	(D)	(D)	(D)	(D)	(D)	(D)	(D)
Truck and water	—	—	—	—	—	—	—
Truck and pipeline ²	—	—	—	—	—	—	—
Rail and water	—	—	—	—	—	—	—
Inland water and Great Lakes	—	—	—	—	—	—	—
Inland water and deep sea	—	—	—	—	—	—	—
Other Modes							
Other and unknown modes	116	5.2	63 608	72.1	(S)	(S)	(S)
STCC 103, LEAD OR ZINC ORES							
Total	585	100.0	5 809	100.0	(S)	(S)	(S)
Single Modes							
Parcel, U.S. Postal Service, or courier	(D)	(D)	(D)	(D)	(D)	(D)	(D)
Private truck	(D)	(D)	(D)	(D)	(D)	(D)	(D)
For-hire truck	226	38.6	3 806	65.5	143	7.8	(S)
Air	—	—	—	—	—	—	—
Rail	(D)	(D)	(D)	(D)	(D)	(D)	(D)
Inland water	(D)	(D)	(D)	(D)	(D)	(D)	(D)
Great Lakes	—	—	—	—	—	—	—
Deep sea water	—	—	—	—	—	—	—
Pipeline ²	—	—	—	—	—	—	—
Multiple Modes							
Private truck and for-hire truck	—	—	—	—	—	—	—
Truck and air	—	—	—	—	—	—	—
Truck and rail	(D)	(D)	(D)	(D)	(D)	(D)	(D)
Truck and water	(D)	(D)	(D)	(D)	(D)	(D)	(D)
Truck and pipeline ²	—	—	—	—	—	—	—
Rail and water	—	—	—	—	—	—	—
Inland water and Great Lakes	—	—	—	—	—	—	—
Inland water and deep sea	—	—	—	—	—	—	—
Other Modes							
Other and unknown modes	(D)	(D)	(D)	(D)	(D)	(D)	(D)
STCC 104, GOLD OR SILVER ORES							
Total	12 606	100.0	(S)	(S)	(S)	(S)	(S)
Single Modes							
Parcel, U.S. Postal Service, or courier	384	3.0	—	.3	—	.6	522
Private truck	(D)	(D)	(D)	(D)	(D)	(D)	(D)
For-hire truck	10 481	83.1	39	32.5	17	36.2	449
Air	—	—	—	—	—	—	—
Rail	(D)	(D)	(D)	(D)	(D)	(D)	(D)
Inland water	—	—	—	—	—	—	—
Great Lakes	—	—	—	—	—	—	—
Deep sea water	—	—	—	—	—	—	—
Pipeline ²	—	—	—	—	—	—	—
Multiple Modes							
Private truck and for-hire truck	—	—	—	—	—	—	—
Truck and air	1 289	10.2	—	.2	1	1.1	1 524
Truck and rail	(D)	(D)	(D)	(D)	(D)	(D)	(D)
Truck and water	—	—	—	—	—	—	—
Truck and pipeline ²	—	—	—	—	—	—	—
Rail and water	—	—	—	—	—	—	—
Inland water and Great Lakes	—	—	—	—	—	—	—
Inland water and deep sea	—	—	—	—	—	—	—
Other Modes							
Other and unknown modes	(D)	(D)	(D)	(D)	(D)	(D)	(D)

Table 6b. **Shipment Characteristics by Three-Digit Commodity and Mode of Transportation for the United States: 1993—Con.**

[For explanation of terms and meaning of abbreviations and symbols, see introductory text. Detail may not add to total because of rounding]

STCC code, description and mode of transportation	Value		Tons		Ton-miles ¹		Average miles per shipment ¹
	Number (million dollars)	Percent	Number (thousands)	Percent	Number (millions)	Percent	
STCC 105, BAUXITE ORES OR OTHER ALUMINUM ORES							
Total	652	100.0	2 263	100.0	3 196	100.0	528
Single Modes							
Parcel, U.S. Postal Service, or courier	(D)	(D)	(D)	(D)	(D)	(D)	(D)
Private truck	(D)	(D)	(D)	(D)	(D)	(D)	(D)
For-hire truck	(S)	(S)	466	20.6	128	4.0	500
Air	—	—	—	—	—	—	(S)
Rail	(D)	(D)	(D)	(D)	(D)	(D)	(D)
Inland water	(D)	(D)	(D)	(D)	(D)	(D)	(D)
Great Lakes	—	—	—	—	—	—	—
Deep sea water	—	—	—	—	—	—	—
Pipeline ²	—	—	—	—	—	—	—
Multiple Modes							
Private truck and for-hire truck	—	—	—	—	—	—	—
Truck and air	—	—	—	—	—	—	—
Truck and rail	(D)	(D)	(D)	(D)	(D)	(D)	(D)
Truck and water	(D)	(D)	(D)	(D)	(D)	(D)	(D)
Truck and pipeline ²	—	—	—	—	—	—	—
Rail and water	—	—	—	—	—	—	—
Inland water and Great Lakes	—	—	—	—	—	—	—
Inland water and deep sea	(D)	(D)	(D)	(D)	(D)	(D)	(D)
Other Modes							
Other and unknown modes	(D)	(D)	(D)	(D)	(D)	(D)	(D)
STCC 106, MANGANESE ORES							
Total	88	100.0	144	100.0	124	100.0	877
Single Modes							
Parcel, U.S. Postal Service, or courier	(D)	(D)	(D)	(D)	(D)	(D)	(D)
Private truck	(D)	(D)	(D)	(D)	(D)	(D)	(D)
For-hire truck	(D)	(D)	(D)	(D)	(D)	(D)	(D)
Air	—	—	—	—	—	—	—
Rail	(D)	(D)	(D)	(D)	(D)	(D)	(D)
Inland water	—	—	—	—	—	—	—
Great Lakes	—	—	—	—	—	—	—
Deep sea water	—	—	—	—	—	—	—
Pipeline ²	—	—	—	—	—	—	—
Multiple Modes							
Private truck and for-hire truck	—	—	—	—	—	—	—
Truck and air	—	—	—	—	—	—	(S)
Truck and rail	—	—	—	—	—	—	—
Truck and water	(D)	(D)	(D)	(D)	(D)	(D)	(D)
Truck and pipeline ²	—	—	—	—	—	—	—
Rail and water	—	—	—	—	—	—	—
Inland water and Great Lakes	—	—	—	—	—	—	—
Inland water and deep sea	—	—	—	—	—	—	—
Other Modes							
Other and unknown modes	—	—	—	—	—	—	—
STCC 107, TUNGSTEN ORES							
Total	(S)	(S)	(S)	(S)	1	100.0	690
Single Modes							
Parcel, U.S. Postal Service, or courier	(D)	(D)	(D)	(D)	(D)	(D)	(D)
Private truck	(D)	(D)	(D)	(D)	(D)	(D)	(D)
For-hire truck	(D)	(D)	(D)	(D)	(D)	(D)	(D)
Air	—	—	—	—	—	—	—
Rail	—	—	—	—	—	—	—
Inland water	—	—	—	—	—	—	—
Great Lakes	—	—	—	—	—	—	—
Deep sea water	—	—	—	—	—	—	—
Pipeline ²	—	—	—	—	—	—	—
Multiple Modes							
Private truck and for-hire truck	—	—	—	—	—	—	—
Truck and air	(D)	(D)	(D)	(D)	(D)	(D)	(D)
Truck and rail	—	—	—	—	—	—	—
Truck and water	—	—	—	—	—	—	—
Truck and pipeline ²	—	—	—	—	—	—	—
Rail and water	—	—	—	—	—	—	—
Inland water and Great Lakes	—	—	—	—	—	—	—
Inland water and deep sea	—	—	—	—	—	—	—
Other Modes							
Other and unknown modes	(S)	(S)	—	(S)	—	—	(S)

Table 6b. **Shipment Characteristics by Three-Digit Commodity and Mode of Transportation for the United States: 1993—Con.**

[For explanation of terms and meaning of abbreviations and symbols, see introductory text. Detail may not add to total because of rounding]

STCC code, description and mode of transportation	Value		Tons		Ton-miles ¹		Average miles per shipment ¹
	Number (million dollars)	Percent	Number (thousands)	Percent	Number (millions)	Percent	
STCC 108, CHROMIUM ORES							
Total	(S)	(S)	28	100.0	19	100.0	592
Single Modes							
Parcel, U.S. Postal Service, or courier	-	-	-	-	-	-	-
Private truck	-	(S)	(S)	(S)	(S)	(S)	(S)
For-hire truck	(S)	(S)	27	94.6	18	96.2	659
Air	-	-	-	-	-	-	-
Rail	-	-	-	-	-	-	-
Inland water	-	-	-	-	-	-	-
Great Lakes	-	-	-	-	-	-	-
Deep sea water	-	-	-	-	-	-	-
Pipeline ²	-	-	-	-	-	-	-
Multiple Modes							
Private truck and for-hire truck	-	-	-	-	-	-	-
Truck and air	-	-	-	-	-	-	-
Truck and rail	-	-	-	-	-	-	-
Truck and water	-	-	-	-	-	-	-
Truck and pipeline ²	-	-	-	-	-	-	-
Rail and water	-	-	-	-	-	-	-
Inland water and Great Lakes	-	-	-	-	-	-	-
Inland water and deep sea	-	-	-	-	-	-	-
Other Modes							
Other and unknown modes	-	-	-	-	-	-	-
STCC 109, MISCELLANEOUS METAL ORES							
Total	2 258	100.0	1 128	100.0	562	100.0	465
Single Modes							
Parcel, U.S. Postal Service, or courier	(S)	(S)	-	-	-	-	(S)
Private truck	(D)	(D)	(D)	(D)	(D)	(D)	(D)
For-hire truck	(S)	(S)	(S)	(S)	(S)	(S)	(S)
Air	-	-	-	-	-	-	-
Rail	157	7.0	459	40.6	256	45.5	563
Inland water	-	-	-	-	-	-	-
Great Lakes	-	-	-	-	-	-	-
Deep sea water	-	-	-	-	-	-	-
Pipeline ²	-	-	-	-	-	-	-
Multiple Modes							
Private truck and for-hire truck	-	-	-	-	-	-	-
Truck and air	(S)	(S)	-	-	(S)	.1	(S)
Truck and rail	(D)	(D)	(D)	(D)	(D)	(D)	(D)
Truck and water	-	-	-	-	-	-	-
Truck and pipeline ²	-	-	-	-	-	-	-
Rail and water	-	-	-	-	-	-	-
Inland water and Great Lakes	-	-	-	-	-	-	-
Inland water and deep sea	-	-	-	-	-	-	-
Other Modes							
Other and unknown modes	(D)	(D)	(D)	(D)	(D)	(D)	(D)
STCC 111, ANTHRACITE							
Total	389	100.0	14 638	100.0	3 635	100.0	129
Single Modes							
Parcel, U.S. Postal Service, or courier	(D)	(D)	(D)	(D)	(D)	(D)	(D)
Private truck	(D)	(D)	(D)	(D)	(D)	(D)	(D)
For-hire truck	139	35.8	4 416	30.2	306	8.4	132
Air	-	-	-	-	-	-	-
Rail	(S)	(S)	(S)	(S)	(S)	(S)	(S)
Inland water	-	-	-	-	-	-	-
Great Lakes	-	-	-	-	-	-	-
Deep sea water	-	-	-	-	-	-	-
Pipeline ²	-	-	-	-	-	-	-
Multiple Modes							
Private truck and for-hire truck	-	-	-	-	-	-	-
Truck and air	-	-	-	-	-	-	-
Truck and rail	(D)	(D)	(D)	(D)	(D)	(D)	(D)
Truck and water	-	-	-	-	-	-	-
Truck and pipeline ²	-	-	-	-	-	-	-
Rail and water	(D)	(D)	(D)	(D)	(D)	(D)	(D)
Inland water and Great Lakes	-	-	-	-	-	-	-
Inland water and deep sea	-	-	-	-	-	-	-
Other Modes							
Other and unknown modes	8	2.0	2 863	19.6	(S)	.1	(S)

Table 6b. Shipment Characteristics by Three-Digit Commodity and Mode of Transportation for the United States: 1993—Con.

[For explanation of terms and meaning of abbreviations and symbols, see introductory text. Detail may not add to total because of rounding]

STCC code, description and mode of transportation	Value		Tons		Ton-miles ¹		Average miles per shipment ¹
	Number (million dollars)	Percent	Number (thousands)	Percent	Number (millions)	Percent	
STCC 112, BITUMINOUS COAL OR LIGNITE							
Total	23 060	100.0	1 115 307	100.0	484 156	100.0	85
Single Modes							
Parcel, U.S. Postal Service, or courier	(D)	(D)	(D)	(D)	(D)	(D)	(D)
Private truck	(D)	(D)	(D)	(D)	(D)	(D)	(D)
For-hire truck	3 645	15.8	189 871	17.0	6 936	1.4	35
Air	—	—	—	—	—	—	—
Rail	12 105	52.5	624 499	56.0	390 305	80.6	292
Inland water	1 688	7.3	53 770	4.8	19 846	4.1	441
Great Lakes	—	—	—	—	—	—	—
Deep sea water	—	—	—	—	—	—	—
Pipeline ²	—	—	—	—	—	—	—
Multiple Modes							
Private truck and for-hire truck	(D)	(D)	(D)	(D)	(D)	(D)	(D)
Truck and air	—	—	—	—	—	—	—
Truck and rail	361	1.6	13 317	1.2	6 324	1.3	(S)
Truck and water	572	2.5	19 682	1.8	7 695	1.6	430
Truck and pipeline ²	—	—	—	—	—	—	—
Rail and water	1 124	4.9	44 853	4.0	40 228	8.3	554
Inland water and Great Lakes	(D)	(D)	(D)	(D)	(D)	(D)	(D)
Inland water and deep sea	16	.1	636	.1	1 065	.2	1 662
Other Modes							
Other and unknown modes	2 897	12.6	140 414	12.6	9 251	1.9	30
STCC 131, CRUDE PETROLEUM OR NATURAL GAS							
Total	(S)	(S)	(S)	(S)	(S)	(S)	(S)
Single Modes							
Parcel, U.S. Postal Service, or courier	(D)	(D)	(D)	(D)	(D)	(D)	(D)
Private truck	(S)	(S)	(S)	(S)	(S)	(S)	(S)
For-hire truck	(S)	(S)	(S)	(S)	(S)	(S)	(S)
Air	—	—	—	—	—	—	—
Rail	(S)	—	(S)	—	(S)	.1	(S)
Inland water	(D)	(D)	(D)	(D)	(D)	(D)	(D)
Great Lakes	—	—	—	—	—	—	—
Deep sea water	—	—	—	—	—	—	—
Pipeline ²	(S)	(S)	(S)	(S)	(S)	(S)	(S)
Multiple Modes							
Private truck and for-hire truck	—	—	—	—	—	—	—
Truck and air	—	—	—	—	—	—	—
Truck and rail	—	—	—	—	—	—	—
Truck and water	(D)	(D)	(D)	(D)	(D)	(D)	(D)
Truck and pipeline ²	—	—	—	—	—	—	—
Rail and water	—	—	—	—	—	—	—
Inland water and Great Lakes	—	—	—	—	—	—	—
Inland water and deep sea	—	—	—	—	—	—	—
Other Modes							
Other and unknown modes	(S)	(S)	(S)	(S)	(S)	(S)	(S)
STCC 132, NATURAL GASOLINE							
Total	(S)	(S)	(S)	(S)	(S)	(S)	(S)
Single Modes							
Parcel, U.S. Postal Service, or courier	(D)	(D)	(D)	(D)	(D)	(D)	(D)
Private truck	(S)	(S)	(S)	(S)	(S)	(S)	(S)
For-hire truck	(S)	(S)	(S)	(S)	(S)	(S)	(S)
Air	—	—	—	—	—	—	—
Rail	—	—	—	—	—	—	—
Inland water	(S)	(S)	(S)	(S)	(S)	(S)	(S)
Great Lakes	—	—	—	—	—	—	—
Deep sea water	—	—	—	—	—	—	—
Pipeline ²	(S)	(S)	(S)	(S)	(S)	(S)	(S)
Multiple Modes							
Private truck and for-hire truck	(S)	(S)	(S)	(S)	(S)	.4	(S)
Truck and air	—	—	—	—	—	—	—
Truck and rail	—	—	—	—	—	—	—
Truck and water	—	—	—	—	—	—	—
Truck and pipeline ²	(D)	(D)	(D)	(D)	(D)	(D)	(D)
Rail and water	—	—	—	—	—	—	—
Inland water and Great Lakes	—	—	—	—	—	—	—
Inland water and deep sea	(D)	(D)	(D)	(D)	(D)	(D)	(D)
Other Modes							
Other and unknown modes	(S)	(S)	(S)	(S)	(S)	(S)	(S)

Table 6b. **Shipment Characteristics by Three-Digit Commodity and Mode of Transportation for the United States: 1993—Con.**

[For explanation of terms and meaning of abbreviations and symbols, see introductory text. Detail may not add to total because of rounding]

STCC code, description and mode of transportation	Value		Tons		Ton-miles ¹		Average miles per shipment ¹
	Number (million dollars)	Percent	Number (thousands)	Percent	Number (millions)	Percent	
STCC 141, DIMENSION STONE, QUARRY							
Total	1 013	100.0	101 595	100.0	4 294	100.0	43
Single Modes							
Parcel, U.S. Postal Service, or courier	(S)	(S)	—	—	—	—	(S)
Private truck	524	51.7	69 942	68.8	1 787	41.6	25
For-hire truck	406	40.0	27 522	27.1	1 688	39.3	88
Air	—	—	—	—	—	—	—
Rail	62	6.1	2 921	2.9	647	15.1	(S)
Inland water	(S)	(S)	(S)	(S)	(S)	(S)	(S)
Great Lakes	—	—	—	—	—	—	—
Deep sea water	—	—	—	—	—	—	—
Pipeline ²	—	—	—	—	—	—	—
Multiple Modes							
Private truck and for-hire truck	(S)	(S)	(S)	(S)	(S)	(S)	(S)
Truck and air	—	—	(S)	(S)	(S)	(S)	(S)
Truck and rail	—	—	—	—	—	—	—
Truck and water	—	—	—	—	(S)	—	(S)
Truck and pipeline ²	—	—	—	—	—	—	—
Rail and water	—	—	—	—	—	—	—
Inland water and Great Lakes	—	—	—	—	—	—	—
Inland water and deep sea	—	—	—	—	—	—	—
Other Modes							
Other and unknown modes	17	1.7	882	.9	63	1.5	159
STCC 142, CRUSHED OR BROKEN STONE OF RIPRAP							
Total	4 591	100.0	763 394	100.0	61 475	100.0	52
Single Modes							
Parcel, U.S. Postal Service, or courier	—	—	—	—	—	—	(S)
Private truck	2 270	49.4	376 374	49.3	22 723	37.0	61
For-hire truck	1 772	38.6	280 286	36.7	11 091	18.0	38
Air	—	—	—	—	—	—	—
Rail	274	6.0	46 739	6.1	8 454	13.8	172
Inland water	80	1.7	(S)	(S)	(S)	(S)	(S)
Great Lakes	(D)	(D)	(D)	(D)	(D)	(D)	(D)
Deep sea water	—	—	—	—	—	—	—
Pipeline ²	—	—	—	—	—	—	—
Multiple Modes							
Private truck and for-hire truck	(S)	(S)	89	—	7	—	84
Truck and air	(S)	—	(S)	—	(S)	.2	(S)
Truck and rail	(D)	(D)	(D)	(D)	(D)	(D)	(D)
Truck and water	13	.3	3 133	.4	(S)	(S)	(S)
Truck and pipeline ²	—	—	—	—	—	—	—
Rail and water	—	—	—	—	—	—	—
Inland water and Great Lakes	(D)	(D)	(D)	(D)	(D)	(D)	(D)
Inland water and deep sea	—	—	—	—	—	—	—
Other Modes							
Other and unknown modes	98	2.1	16 718	2.2	505	.8	27
STCC 144, GRAVEL OR SAND							
Total	4 365	100.0	739 718	100.0	40 545	100.0	35
Single Modes							
Parcel, U.S. Postal Service, or courier	—	—	—	—	—	—	559
Private truck	2 384	54.6	429 861	58.1	12 168	30.0	27
For-hire truck	1 529	35.0	246 864	33.4	11 790	29.1	42
Air	—	—	—	—	—	—	—
Rail	265	6.1	23 609	3.2	10 287	25.4	410
Inland water	49	1.1	14 174	1.9	(S)	(S)	(S)
Great Lakes	—	—	—	—	—	—	—
Deep sea water	—	—	—	—	—	—	(S)
Pipeline ²	—	—	—	—	—	—	—
Multiple Modes							
Private truck and for-hire truck	27	.6	3 449	.5	199	.5	55
Truck and air	—	—	—	—	—	—	(S)
Truck and rail	(D)	(D)	(D)	(D)	(D)	(D)	(D)
Truck and water	(D)	(D)	(D)	(D)	(D)	(D)	(D)
Truck and pipeline ²	—	—	—	—	—	—	—
Rail and water	(D)	(D)	(D)	(D)	(D)	(D)	(D)
Inland water and Great Lakes	(D)	(D)	(D)	(D)	(D)	(D)	(D)
Inland water and deep sea	—	—	—	—	—	—	(S)
Other Modes							
Other and unknown modes	89	2.0	14 708	2.0	629	1.6	50

Table 6b. Shipment Characteristics by Three-Digit Commodity and Mode of Transportation for the United States: 1993—Con.

[For explanation of terms and meaning of abbreviations and symbols, see introductory text. Detail may not add to total because of rounding]

STCC code, description and mode of transportation	Value		Tons		Ton-miles ¹		Average miles per shipment ¹
	Number (million dollars)	Percent	Number (thousands)	Percent	Number (millions)	Percent	
STCC 145, CLAY, CERAMIC, OR REFRACTORY MINERALS							
Total	998	100.0	26 192	100.0	4 617	100.0	1 810
Single Modes							
Parcel, U.S. Postal Service, or courier	(S)	(S)	(S)	—	(S)	.5	(S)
Private truck	167	16.8	4 313	16.5	189	4.1	57
For-hire truck	332	33.3	5 652	21.6	1 259	27.3	275
Air	—	—	—	—	—	—	—
Rail	306	30.7	4 129	15.8	2 918	63.2	717
Inland water	—	—	—	—	—	—	—
Great Lakes	—	—	—	—	—	—	—
Deep sea water	—	—	—	—	—	—	—
Pipeline ²	—	—	—	—	—	—	—
Multiple Modes							
Private truck and for-hire truck	—	—	—	—	—	—	—
Truck and air	(S)	(S)	—	—	—	—	2 399
Truck and rail	(D)	(D)	(D)	(D)	(D)	(D)	(D)
Truck and water	(D)	—	(S)	—	—	—	(S)
Truck and pipeline ²	—	—	—	—	—	—	—
Rail and water	(D)	(D)	(D)	(D)	(D)	(D)	(D)
Inland water and Great Lakes	—	—	—	—	—	—	—
Inland water and deep sea	—	—	—	—	—	—	—
Other Modes							
Other and unknown modes	110	11.0	12 002	45.8	149	3.2	(S)
STCC 147, CHEMICAL OR FERTILIZER MINERALS							
Total	6 619	100.0	111 871	100.0	36 661	100.0	137
Single Modes							
Parcel, U.S. Postal Service, or courier	(D)	(D)	(D)	(D)	(D)	(D)	(D)
Private truck	2 144	32.4	9 470	8.5	1 020	2.8	51
For-hire truck	1 252	18.9	16 151	14.4	3 634	9.9	274
Air	—	—	—	—	—	—	—
Rail	2 254	34.0	64 968	58.1	18 629	50.8	896
Inland water	436	6.6	7 039	6.3	5 077	13.8	720
Great Lakes	—	—	—	—	—	—	—
Deep sea water	—	—	—	—	—	—	—
Pipeline ²	—	—	—	—	—	—	—
Multiple Modes							
Private truck and for-hire truck	(S)	—	(S)	—	—	—	(S)
Truck and air	(D)	(D)	(D)	(D)	(D)	(D)	(D)
Truck and rail	63	.9	847	.8	305	.8	547
Truck and water	(D)	(D)	(D)	(D)	(D)	(D)	(D)
Truck and pipeline ²	—	—	—	—	—	—	—
Rail and water	—	—	—	—	—	—	—
Inland water and Great Lakes	(D)	(D)	(D)	(D)	(D)	(D)	(D)
Inland water and deep sea	(S)	(S)	(S)	(S)	(S)	(S)	(S)
Other Modes							
Other and unknown modes	278	4.2	4 252	3.8	1 859	5.1	(S)
STCC 149, MISCELLANEOUS NONMETALLIC MINERALS							
Total	3 109	100.0	43 611	100.0	7 826	100.0	32
Single Modes							
Parcel, U.S. Postal Service, or courier	(D)	(D)	(D)	(D)	(D)	(D)	(D)
Private truck	2 167	69.7	25 946	59.5	1 070	13.7	23
For-hire truck	803	25.8	11 801	27.1	1 764	22.5	177
Air	—	—	—	—	—	—	—
Rail	57	1.8	2 558	5.9	2 009	25.7	873
Inland water	—	—	—	—	—	—	—
Great Lakes	—	—	—	—	—	—	—
Deep sea water	—	—	—	—	—	—	—
Pipeline ²	—	—	—	—	—	—	—
Multiple Modes							
Private truck and for-hire truck	(S)	(S)	(S)	(S)	(S)	.3	(S)
Truck and air	(D)	(D)	(D)	(D)	(D)	(D)	(D)
Truck and rail	(D)	(D)	(D)	(D)	(D)	(D)	(D)
Truck and water	(D)	(D)	(D)	(D)	(D)	(D)	(D)
Truck and pipeline ²	—	—	—	—	—	—	—
Rail and water	(D)	(D)	(D)	(D)	(D)	(D)	(D)
Inland water and Great Lakes	—	—	—	—	—	—	—
Inland water and deep sea	—	—	—	—	(S)	—	(S)
Other Modes							
Other and unknown modes	50	1.6	(S)	(S)	(S)	(S)	(S)

Table 6b. **Shipment Characteristics by Three-Digit Commodity and Mode of Transportation for the United States: 1993—Con.**

[For explanation of terms and meaning of abbreviations and symbols, see introductory text. Detail may not add to total because of rounding]

STCC code, description and mode of transportation	Value		Tons		Ton-miles ¹		Average miles per shipment ¹
	Number (million dollars)	Percent	Number (thousands)	Percent	Number (millions)	Percent	
STCC 191, GUNS, HOWITZERS, MORTARS, RELATED EQUIPMENT, OR PARTS 30MM+							
Total	339	100.0	18	100.0	11	100.0	933
Single Modes							
Parcel, U.S. Postal Service, or courier	92	27.2	1	6.9	1	8.7	911
Private truck	(S)	(S)	(S)	(S)	—	(S)	(S)
For-hire truck	184	54.3	14	77.4	9	82.9	858
Air	—	—	—	—	—	—	—
Rail	(S)	(S)	(S)	(S)	(S)	(S)	(S)
Inland water	—	—	—	—	—	—	—
Great Lakes	—	—	—	—	—	—	—
Deep sea water	—	—	—	—	—	—	—
Pipeline ²	—	—	—	—	—	—	—
Multiple Modes							
Private truck and for-hire truck	—	—	—	—	—	—	—
Truck and air	(D)	(D)	(D)	(D)	(D)	(D)	(D)
Truck and rail	—	—	—	—	—	—	—
Truck and water	—	—	—	—	—	—	—
Truck and pipeline ²	—	—	—	—	—	—	—
Rail and water	—	—	—	—	—	—	—
Inland water and Great Lakes	—	—	—	—	—	—	—
Inland water and deep sea	—	—	—	—	—	—	—
Other Modes							
Other and unknown modes	(D)	(D)	(D)	(D)	(D)	(D)	(D)
STCC 192, AMMUNITION, OVER 30MM							
Total	6 921	100.0	197	100.0	193	100.0	810
Single Modes							
Parcel, U.S. Postal Service, or courier	25	.4	1	.3	—	.2	1 037
Private truck	513	7.4	19	9.6	2	1.0	(S)
For-hire truck	5 965	86.2	92	46.7	95	48.9	942
Air	(D)	(D)	(S)	(D)	(D)	(D)	(D)
Rail	323	4.7	75	38.1	83	42.8	928
Inland water	—	—	—	—	—	—	—
Great Lakes	—	—	—	—	—	—	—
Deep sea water	—	—	—	—	—	—	—
Pipeline ²	—	—	—	—	—	—	—
Multiple Modes							
Private truck and for-hire truck	(D)	(D)	(D)	(D)	(D)	(D)	(D)
Truck and air	(D)	(D)	(D)	(D)	(D)	(D)	(D)
Truck and rail	(S)	(S)	(S)	(S)	(S)	.7	(S)
Truck and water	(D)	(D)	(D)	(D)	(D)	(D)	(D)
Truck and pipeline ²	—	—	—	—	—	—	—
Rail and water	—	—	—	—	—	—	—
Inland water and Great Lakes	—	—	—	—	—	—	—
Inland water and deep sea	—	—	—	—	—	—	—
Other Modes							
Other and unknown modes	(S)	(S)	(S)	(S)	(S)	(S)	(S)
STCC 193, FULL TRACKED COMBAT VEHICLES OR PARTS							
Total	3 164	100.0	138	100.0	174	100.0	759
Single Modes							
Parcel, U.S. Postal Service, or courier	23	.7	—	.2	—	.1	(S)
Private truck	(S)	(S)	3	2.1	1	.3	337
For-hire truck	2 196	69.4	104	75.3	106	60.9	840
Air	—	—	—	—	—	—	(S)
Rail	(D)	(D)	(D)	(D)	(D)	(D)	(D)
Inland water	—	—	—	—	—	—	—
Great Lakes	—	—	—	—	—	—	—
Deep sea water	—	—	—	—	—	—	—
Pipeline ²	—	—	—	—	—	—	—
Multiple Modes							
Private truck and for-hire truck	—	—	—	—	—	—	—
Truck and air	(S)	(S)	(S)	(S)	(S)	(S)	(S)
Truck and rail	—	—	—	—	—	—	—
Truck and water	(D)	(D)	(D)	(D)	(D)	(D)	(D)
Truck and pipeline ²	—	—	—	—	—	—	—
Rail and water	—	—	—	—	—	—	—
Inland water and Great Lakes	—	—	—	—	—	—	—
Inland water and deep sea	—	—	—	—	—	—	—
Other Modes							
Other and unknown modes	(D)	(D)	(D)	(D)	(D)	(D)	(D)

Table 6b. **Shipment Characteristics by Three-Digit Commodity and Mode of Transportation for the United States: 1993—Con.**

[For explanation of terms and meaning of abbreviations and symbols, see introductory text. Detail may not add to total because of rounding]

STCC code, description and mode of transportation	Value		Tons		Ton-miles ¹		Average miles per shipment ¹
	Number (million dollars)	Percent	Number (thousands)	Percent	Number (millions)	Percent	
STCC 194, MILITARY SIGHTING OR FIRE CONTROL EQUIPMENT							
Total	786	100.0	2	100.0	1	100.0	963
Single Modes							
Parcel, U.S. Postal Service, or courier	188	23.9	—	14.0	—	18.9	1 009
Private truck	(S)	(S)	—	(S)	—	.5	(S)
For-hire truck	343	43.6	1	63.8	1	59.3	1 024
Air	(D)	(D)	(D)	(D)	(D)	(D)	(D)
Rail	—	—	—	—	—	—	—
Inland water	—	—	—	—	—	—	—
Great Lakes	—	—	—	—	—	—	—
Deep sea water	—	—	—	—	—	—	—
Pipeline ²	—	—	—	—	—	—	—
Multiple Modes							
Private truck and for-hire truck	—	—	—	—	—	—	—
Truck and air	132	16.8	—	8.7	—	12.8	1 242
Truck and rail	—	—	—	—	—	—	—
Truck and water	—	—	—	—	—	—	—
Truck and pipeline ²	—	—	—	—	—	—	—
Rail and water	—	—	—	—	—	—	—
Inland water and Great Lakes	—	—	—	—	—	—	—
Inland water and deep sea	—	—	—	—	—	—	—
Other Modes							
Other and unknown modes	(D)	(D)	(D)	(D)	(D)	(D)	(D)
STCC 195, SMALL ARMS, 30MM OR UNDER, OR PARTS							
Total	1 806	100.0	26	100.0	23	100.0	878
Single Modes							
Parcel, U.S. Postal Service, or courier	981	54.3	13	49.4	11	47.3	894
Private truck	96	5.3	1	5.2	—	2.0	178
For-hire truck	679	37.6	11	42.0	11	46.9	890
Air	—	—	—	—	—	—	(S)
Rail	(D)	(D)	(D)	(D)	(D)	(D)	(D)
Inland water	—	—	—	—	—	—	—
Great Lakes	—	—	—	—	—	—	—
Deep sea water	—	—	—	—	—	—	—
Pipeline ²	—	—	—	—	—	—	—
Multiple Modes							
Private truck and for-hire truck	—	—	—	—	—	—	—
Truck and air	(D)	(D)	(D)	(D)	(D)	(D)	(D)
Truck and rail	—	—	—	—	—	—	—
Truck and water	—	—	—	—	—	—	—
Truck and pipeline ²	—	—	—	—	—	—	—
Rail and water	—	—	—	—	—	—	—
Inland water and Great Lakes	—	—	—	—	—	—	—
Inland water and deep sea	—	—	—	—	—	—	—
Other Modes							
Other and unknown modes	(D)	(D)	(D)	(D)	(D)	(D)	(D)
STCC 196, SMALL ARMS AMMUNITION, 30MM OR UNDER							
Total	1 322	100.0	134	100.0	117	100.0	780
Single Modes							
Parcel, U.S. Postal Service, or courier	159	12.0	13	9.8	9	7.6	783
Private truck	38	2.9	7	5.0	(S)	(S)	(S)
For-hire truck	969	73.3	101	75.1	91	78.0	960
Air	—	—	—	—	—	—	—
Rail	(D)	(D)	(D)	(D)	(D)	(D)	(D)
Inland water	—	—	—	—	—	—	—
Great Lakes	—	—	—	—	—	—	—
Deep sea water	—	—	—	—	—	—	—
Pipeline ²	—	—	—	—	—	—	—
Multiple Modes							
Private truck and for-hire truck	—	—	—	—	—	—	—
Truck and air	(D)	(D)	(D)	(D)	(D)	(D)	(D)
Truck and rail	—	—	—	—	—	—	—
Truck and water	—	—	—	—	—	—	—
Truck and pipeline ²	—	—	—	—	—	—	—
Rail and water	—	—	—	—	—	—	—
Inland water and Great Lakes	—	—	—	—	—	—	—
Inland water and deep sea	—	—	—	—	—	—	—
Other Modes							
Other and unknown modes	(D)	(D)	(D)	(D)	(D)	(D)	(D)

Table 6b. **Shipment Characteristics by Three-Digit Commodity and Mode of Transportation for the United States: 1993—Con.**

[For explanation of terms and meaning of abbreviations and symbols, see introductory text. Detail may not add to total because of rounding]

STCC code, description and mode of transportation	Value		Tons		Ton-miles ¹		Average miles per shipment ¹
	Number (million dollars)	Percent	Number (thousands)	Percent	Number (millions)	Percent	
STCC 199, MISCELLANEOUS ORDNANCE, ACCESSORIES OR PARTS							
Total	2 836	100.0	148	100.0	111	100.0	1 115
Single Modes							
Parcel, U.S. Postal Service, or courier	356	12.6	6	3.8	6	5.1	1 152
Private truck	245	8.6	(S)	(S)	(S)	(S)	(S)
For-hire truck	2 079	73.3	81	54.6	93	84.0	1 076
Air	—	—	—	—	—	—	(S)
Rail	(S)	(S)	(S)	(S)	—	.4	(S)
Inland water	—	—	—	—	—	—	—
Great Lakes	—	—	—	—	—	—	—
Deep sea water	—	—	—	—	—	—	—
Pipeline ²	—	—	—	—	—	—	—
Multiple Modes							
Private truck and for-hire truck	(D)	(D)	(D)	(D)	(D)	(D)	(D)
Truck and air	118	4.2	1	.4	(S)	(S)	(S)
Truck and rail	—	—	—	—	—	—	—
Truck and water	—	—	—	—	—	—	—
Truck and pipeline ²	—	—	—	—	—	—	—
Rail and water	—	—	—	—	—	—	—
Inland water and Great Lakes	—	—	—	—	—	—	—
Inland water and deep sea	—	—	—	—	—	—	—
Other Modes							
Other and unknown modes	(D)	(D)	(D)	(D)	(D)	(D)	(D)
STCC 201, MEAT, POULTRY, OR SMALL GAME, FRESH, CHILLED, OR FROZEN							
Total	167 434	100.0	88 476	100.0	36 922	100.0	119
Single Modes							
Parcel, U.S. Postal Service, or courier	173	.1	(S)	—	10	—	776
Private truck	83 197	49.7	42 067	47.5	6 999	19.0	59
For-hire truck	78 025	46.6	41 181	46.5	24 895	67.4	552
Air	8	—	(S)	—	(S)	—	(S)
Rail	2 596	1.6	3 193	3.6	3 798	10.3	1 388
Inland water	1	—	—	—	—	—	913
Great Lakes	—	—	—	—	—	—	—
Deep sea water	—	—	—	—	—	—	—
Pipeline ²	—	—	—	—	—	—	—
Multiple Modes							
Private truck and for-hire truck	465	.3	246	.3	77	.2	(S)
Truck and air	55	—	9	—	15	—	1 627
Truck and rail	204	.1	104	.1	163	.4	1 021
Truck and water	177	.1	79	.1	146	.4	1 355
Truck and pipeline ²	—	—	—	—	—	—	—
Rail and water	—	—	—	—	—	—	—
Inland water and Great Lakes	—	—	—	—	—	—	—
Inland water and deep sea	26	—	(S)	—	(S)	.2	(S)
Other Modes							
Other and unknown modes	2 507	1.5	1 540	1.7	738	2.0	178
STCC 202, DAIRY PRODUCTS							
Total	79 372	100.0	78 849	100.0	17 161	100.0	82
Single Modes							
Parcel, U.S. Postal Service, or courier	161	.2	17	—	15	.1	956
Private truck	46 432	58.5	52 840	67.0	5 692	33.2	45
For-hire truck	28 926	36.4	22 311	28.3	9 648	56.2	358
Air	—	—	—	—	—	—	—
Rail	1 508	1.9	817	1.0	1 211	7.1	1 474
Inland water	—	—	—	—	—	—	—
Great Lakes	—	—	—	—	—	—	—
Deep sea water	—	—	—	—	—	—	—
Pipeline ²	—	—	—	—	—	—	—
Multiple Modes							
Private truck and for-hire truck	(S)	(S)	(S)	(S)	(S)	.2	(S)
Truck and air	4	—	(S)	—	(S)	—	(S)
Truck and rail	(S)	—	(S)	—	(S)	.2	(S)
Truck and water	91	.1	62	.1	106	.6	1 498
Truck and pipeline ²	—	—	—	—	—	—	—
Rail and water	—	—	—	—	—	—	—
Inland water and Great Lakes	—	—	—	—	—	—	—
Inland water and deep sea	40	.1	24	—	(S)	.2	(S)
Other Modes							
Other and unknown modes	2 000	2.5	2 453	3.1	370	2.2	(S)

Table 6b. Shipment Characteristics by Three-Digit Commodity and Mode of Transportation for the United States: 1993—Con.

[For explanation of terms and meaning of abbreviations and symbols, see introductory text. Detail may not add to total because of rounding]

STCC code, description and mode of transportation	Value		Tons		Ton-miles ¹		Average miles per shipment ¹
	Number (million dollars)	Percent	Number (thousands)	Percent	Number (millions)	Percent	
STCC 203, CANNED OR PRESERVED FRUITS, VEGETABLES, OR SEAFOOD							
Total	170 848	100.0	122 725	100.0	51 121	100.0	206
Single Modes							
Parcel, U.S. Postal Service, or courier	192	.1	41	—	22	—	1 183
Private truck	107 601	63.0	71 530	58.3	9 243	18.1	83
For-hire truck	54 726	32.0	43 569	35.5	27 728	54.2	562
Air	(S)	—	—	—	(S)	—	(S)
Rail	4 569	2.7	5 113	4.2	10 831	21.2	2 067
Inland water	(S)	—	(S)	—	(S)	—	(S)
Great Lakes	—	—	—	—	—	—	—
Deep sea water	(S)	—	(S)	—	(S)	—	(S)
Pipeline ²	—	—	—	—	—	—	—
Multiple Modes							
Private truck and for-hire truck	565	.3	(S)	(S)	125	.2	726
Truck and air	99	.1	13	—	26	.1	1 761
Truck and rail	492	.3	427	.3	913	1.8	1 407
Truck and water	305	.2	238	.2	624	1.2	2 057
Truck and pipeline ²	—	—	—	—	—	—	—
Rail and water	—	—	—	—	—	—	—
Inland water and Great Lakes	—	—	—	—	—	—	—
Inland water and deep sea	91	.1	44	—	89	.2	1 928
Other Modes							
Other and unknown modes	2 097	1.2	1 430	1.2	1 480	2.9	284
STCC 204, GRAIN MILL PRODUCTS							
Total	75 963	100.0	205 929	100.0	62 917	100.0	105
Single Modes							
Parcel, U.S. Postal Service, or courier	(S)	(S)	(S)	—	13	—	315
Private truck	32 200	42.4	96 919	47.1	7 321	11.6	49
For-hire truck	32 602	42.9	61 909	30.1	21 700	34.5	313
Air	(D)	(D)	(D)	(D)	(D)	(D)	(D)
Rail	8 556	11.3	35 130	17.1	30 090	47.8	891
Inland water	549	.7	4 690	2.3	(S)	(S)	(S)
Great Lakes	—	—	—	—	—	—	—
Deep sea water	—	—	—	—	—	—	—
Pipeline ²	—	—	—	—	—	—	—
Multiple Modes							
Private truck and for-hire truck	20	—	54	—	7	—	247
Truck and air	(S)	—	(S)	—	(S)	—	(S)
Truck and rail	223	.3	345	.2	466	.7	1 471
Truck and water	(S)	(S)	(S)	(S)	(S)	.6	(S)
Truck and pipeline ²	—	—	—	—	—	—	—
Rail and water	—	—	—	—	—	—	—
Inland water and Great Lakes	(D)	(D)	(D)	(D)	(D)	(D)	(D)
Inland water and deep sea	16	—	50	—	127	.2	2 419
Other Modes							
Other and unknown modes	1 547	2.0	5 864	2.8	1 070	1.7	52
STCC 205, BAKERY PRODUCTS							
Total	48 049	100.0	28 767	100.0	8 153	100.0	74
Single Modes							
Parcel, U.S. Postal Service, or courier	71	.1	11	—	7	.1	880
Private truck	33 375	69.5	19 998	69.5	2 876	35.3	49
For-hire truck	13 358	27.8	8 140	28.3	4 496	55.1	295
Air	—	—	—	—	—	—	(S)
Rail	187	.4	93	.3	165	2.0	1 551
Inland water	—	—	—	—	—	—	—
Great Lakes	—	—	—	—	—	—	—
Deep sea water	—	—	—	—	—	—	—
Pipeline ²	—	—	—	—	—	—	—
Multiple Modes							
Private truck and for-hire truck	19	—	(S)	—	4	—	276
Truck and air	(S)	—	(S)	—	(S)	—	(S)
Truck and rail	623	1.3	260	.9	434	5.3	1 658
Truck and water	25	.1	9	—	(S)	.5	(S)
Truck and pipeline ²	—	—	—	—	—	—	—
Rail and water	—	—	—	—	—	—	—
Inland water and Great Lakes	—	—	—	—	—	—	—
Inland water and deep sea	8	—	4	—	7	.1	1 524
Other Modes							
Other and unknown modes	381	.8	237	.8	120	1.5	184

Table 6b. Shipment Characteristics by Three-Digit Commodity and Mode of Transportation for the United States: 1993—Con.

[For explanation of terms and meaning of abbreviations and symbols, see introductory text. Detail may not add to total because of rounding]

STCC code, description and mode of transportation	Value		Tons		Ton-miles ¹		Average miles per shipment ¹
	Number (million dollars)	Percent	Number (thousands)	Percent	Number (millions)	Percent	
STCC 206, SUGAR, BEET, OR CANE							
Total	13 365	100.0	28 066	100.0	15 558	100.0	175
Single Modes							
Parcel, U.S. Postal Service, or courier	(S)	—	(S)	—	(S)	—	(S)
Private truck	5 106	38.2	7 371	26.3	859	5.5	86
For-hire truck	4 201	31.4	9 445	33.7	2 575	16.6	294
Air	—	—	—	—	—	—	—
Rail	1 990	14.9	5 097	18.2	4 759	30.6	1 041
Inland water	(S)	(S)	(S)	(S)	(S)	.5	(S)
Great Lakes	—	—	—	—	—	—	—
Deep sea water	—	—	—	—	—	—	—
Pipeline ²	—	—	—	—	—	—	—
Multiple Modes							
Private truck and for-hire truck	(S)	—	(S)	—	(S)	—	(S)
Truck and air	(S)	—	—	—	—	—	(S)
Truck and rail	(S)	(S)	(S)	(S)	(S)	(S)	(S)
Truck and water	163	1.2	474	1.7	1 048	6.7	2 632
Truck and pipeline ²	—	—	—	—	—	—	—
Rail and water	11	.1	89	.3	(S)	(S)	(S)
Inland water and Great Lakes	—	—	—	—	—	—	—
Inland water and deep sea	1 310	9.8	3 407	12.1	3 537	22.7	(S)
Other Modes							
Other and unknown modes	(S)	(S)	(S)	(S)	(S)	(S)	(S)
STCC 207, CONFECTIONERY OR RELATED PRODUCTS							
Total	28 430	100.0	8 451	100.0	4 723	100.0	338
Single Modes							
Parcel, U.S. Postal Service, or courier	301	1.1	37	.4	31	.7	1 011
Private truck	9 894	34.8	2 586	30.6	555	11.7	57
For-hire truck	17 612	61.9	5 664	67.0	3 885	82.3	554
Air	(S)	—	—	—	(S)	—	(S)
Rail	(S)	(S)	59	.7	134	2.8	1 868
Inland water	—	—	—	—	—	—	—
Great Lakes	—	—	—	—	—	—	—
Deep sea water	—	—	—	—	—	—	—
Pipeline ²	—	—	—	—	—	—	—
Multiple Modes							
Private truck and for-hire truck	(S)	—	(S)	—	(S)	—	(S)
Truck and air	33	.1	4	—	7	.1	1 679
Truck and rail	(S)	(S)	10	.1	26	.5	1 588
Truck and water	(S)	—	—	—	(S)	—	(S)
Truck and pipeline ²	—	—	—	—	—	—	—
Rail and water	—	—	—	—	—	—	—
Inland water and Great Lakes	—	—	—	—	—	—	—
Inland water and deep sea	(S)	—	—	—	(S)	—	(S)
Other Modes							
Other and unknown modes	319	1.1	88	1.0	81	1.7	(S)
STCC 208, BEVERAGES OR FLAVORING EXTRACTS							
Total	135 797	100.0	177 137	100.0	36 870	100.0	43
Single Modes							
Parcel, U.S. Postal Service, or courier	129	.1	25	—	10	—	494
Private truck	90 055	66.3	116 309	65.7	8 496	23.0	30
For-hire truck	37 201	27.4	44 660	25.2	16 499	44.7	248
Air	—	—	—	—	—	—	(S)
Rail	4 004	2.9	8 595	4.9	7 752	21.0	997
Inland water	(S)	(S)	(S)	(S)	(S)	(S)	(S)
Great Lakes	—	—	—	—	—	—	—
Deep sea water	—	—	—	—	—	—	—
Pipeline ²	—	—	—	—	—	—	—
Multiple Modes							
Private truck and for-hire truck	218	.2	(S)	(S)	61	.2	(S)
Truck and air	19	—	2	—	4	—	1 418
Truck and rail	742	.5	332	.2	683	1.9	2 143
Truck and water	547	.4	2 028	1.1	782	2.1	896
Truck and pipeline ²	—	—	—	—	—	—	—
Rail and water	(S)	—	(S)	(S)	(S)	(S)	(S)
Inland water and Great Lakes	—	—	—	—	—	—	—
Inland water and deep sea	52	—	97	.1	164	.4	1 887
Other Modes							
Other and unknown modes	2 727	2.0	3 388	1.9	878	2.4	89

Table 6b. **Shipment Characteristics by Three-Digit Commodity and Mode of Transportation for the United States: 1993—Con.**

[For explanation of terms and meaning of abbreviations and symbols, see introductory text. Detail may not add to total because of rounding]

STCC code, description and mode of transportation	Value		Tons		Ton-miles ¹		Average miles per shipment ¹
	Number (million dollars)	Percent	Number (thousands)	Percent	Number (millions)	Percent	
STCC 209, MISCELLANEOUS FOOD PREPARATIONS OR KINDRED PRODUCTS							
Total	137 626	100.0	121 364	100.0	37 559	100.0	145
Single Modes							
Parcel, U.S. Postal Service, or courier	1 124	.8	96	.1	61	.2	663
Private truck	92 718	67.4	62 916	51.8	8 030	21.4	67
For-hire truck	34 318	24.9	33 747	27.8	12 148	32.3	432
Air	—	—	—	—	—	—	(S)
Rail	5 920	4.3	17 752	14.6	13 294	35.4	817
Inland water	817	.6	2 684	2.2	2 092	5.6	514
Great Lakes	—	—	—	—	—	—	—
Deep sea water	—	—	—	—	—	—	—
Pipeline ²	—	—	—	—	—	—	—
Multiple Modes							
Private truck and for-hire truck	101	.1	37	—	16	—	(S)
Truck and air	27	—	6	—	(S)	—	(S)
Truck and rail	221	.2	331	.3	271	.7	(S)
Truck and water	(S)	—	(S)	(S)	(S)	.3	(S)
Truck and pipeline ²	—	—	—	—	—	—	—
Rail and water	—	—	—	—	—	—	—
Inland water and Great Lakes	—	—	—	—	—	—	—
Inland water and deep sea	(S)	(S)	(S)	(S)	(S)	(S)	(S)
Other Modes							
Other and unknown modes	2 027	1.5	3 349	2.8	545	1.5	(S)
STCC 211, CIGARETTES							
Total	55 786	100.0	2 372	100.0	703	100.0	50
Single Modes							
Parcel, U.S. Postal Service, or courier	109	.2	4	.1	2	.2	566
Private truck	27 575	49.4	1 431	60.3	123	17.5	41
For-hire truck	23 643	42.4	787	33.2	478	67.9	(S)
Air	(D)	—	—	—	—	—	(S)
Rail	(D)	(D)	(D)	(D)	(D)	(D)	(D)
Inland water	—	—	—	—	—	—	—
Great Lakes	—	—	—	—	—	—	—
Deep sea water	—	—	—	—	—	—	—
Pipeline ²	—	—	—	—	—	—	—
Multiple Modes							
Private truck and for-hire truck	—	—	—	—	—	—	(S)
Truck and air	(S)	—	—	—	(S)	—	(S)
Truck and rail	(D)	(D)	(D)	(D)	(D)	(D)	(D)
Truck and water	—	—	—	—	—	—	—
Truck and pipeline ²	—	—	—	—	—	—	—
Rail and water	—	—	—	—	—	—	—
Inland water and Great Lakes	—	—	—	—	—	—	—
Inland water and deep sea	—	—	—	—	—	—	—
Other Modes							
Other and unknown modes	(S)	(S)	(S)	(S)	(S)	.3	(S)
STCC 212, CIGARS							
Total	(D)	(D)	(D)	(D)	(D)	(D)	(D)
Single Modes							
Parcel, U.S. Postal Service, or courier	(S)	(S)	7	17.6	8	24.4	1 259
Private truck	(D)	(D)	(D)	(D)	(D)	(D)	(D)
For-hire truck	(D)	(D)	(D)	(D)	(D)	(D)	(D)
Air	—	—	—	—	—	—	(S)
Rail	—	—	—	—	—	—	—
Inland water	—	—	—	—	—	—	—
Great Lakes	—	—	—	—	—	—	—
Deep sea water	—	—	—	—	—	—	—
Pipeline ²	—	—	—	—	—	—	—
Multiple Modes							
Private truck and for-hire truck	—	—	—	—	—	—	—
Truck and air	(D)	(D)	(D)	(D)	(D)	(D)	(D)
Truck and rail	(D)	(D)	(D)	(D)	(D)	(D)	(D)
Truck and water	(D)	(D)	(D)	(D)	(D)	(D)	(D)
Truck and pipeline ²	—	—	—	—	—	—	—
Rail and water	—	—	—	—	—	—	—
Inland water and Great Lakes	—	—	—	—	—	—	—
Inland water and deep sea	—	—	—	—	—	—	—
Other Modes							
Other and unknown modes	6	.6	—	.6	—	.6	(S)

Table 6b. Shipment Characteristics by Three-Digit Commodity and Mode of Transportation for the United States: 1993—Con.

[For explanation of terms and meaning of abbreviations and symbols, see introductory text. Detail may not add to total because of rounding]

STCC code, description and mode of transportation	Value		Tons		Ton-miles ¹		Average miles per shipment ¹
	Number (million dollars)	Percent	Number (thousands)	Percent	Number (millions)	Percent	
STCC 213, CHEWING OR SMOKING TOBACCO, OR SNUFF							
Total	2 309	100.0	193	100.0	87	100.0	544
Single Modes							
Parcel, U.S. Postal Service, or courier	(D)	(D)	(D)	(D)	(D)	(D)	(D)
Private truck	402	17.4	42	21.6	6	6.9	53
For-hire truck	1 369	59.3	104	53.9	55	62.9	583
Air	—	—	—	—	—	—	—
Rail	—	—	—	—	—	—	—
Inland water	—	—	—	—	—	—	—
Great Lakes	—	—	—	—	—	—	—
Deep sea water	—	—	—	—	—	—	—
Pipeline ²	—	—	—	—	—	—	—
Multiple Modes							
Private truck and for-hire truck	94	4.1	7	3.6	3	3.3	415
Truck and air	—	—	—	—	—	—	(S)
Truck and rail	(D)	(D)	(D)	(D)	(D)	(D)	(D)
Truck and water	(S)	(S)	(S)	(S)	(S)	(S)	(S)
Truck and pipeline ²	—	—	—	—	—	—	—
Rail and water	—	—	—	—	—	—	—
Inland water and Great Lakes	—	—	—	—	—	—	—
Inland water and deep sea	—	—	—	—	—	—	—
Other Modes							
Other and unknown modes	(D)	(D)	(D)	(D)	(D)	(D)	(D)
STCC 214, STEMMED OR REDRIED TOBACCO							
Total	(D)	(D)	(D)	(D)	(D)	(D)	(D)
Single Modes							
Parcel, U.S. Postal Service, or courier	(D)	(D)	(D)	(D)	(D)	(D)	(D)
Private truck	(D)	(D)	(D)	(D)	(D)	(D)	(D)
For-hire truck	(D)	(D)	(D)	(D)	(D)	(D)	(D)
Air	—	—	—	—	—	—	—
Rail	(D)	(D)	(D)	(D)	(D)	(D)	(D)
Inland water	—	—	—	—	—	—	—
Great Lakes	—	—	—	—	—	—	—
Deep sea water	—	—	—	—	—	—	—
Pipeline ²	—	—	—	—	—	—	—
Multiple Modes							
Private truck and for-hire truck	—	—	—	—	—	—	—
Truck and air	(D)	(D)	(D)	(D)	(D)	(D)	(D)
Truck and rail	(D)	(D)	(D)	(D)	(D)	(D)	(D)
Truck and water	—	—	—	—	—	—	—
Truck and pipeline ²	—	—	—	—	—	—	—
Rail and water	—	—	—	—	—	—	—
Inland water and Great Lakes	—	—	—	—	—	—	—
Inland water and deep sea	—	—	—	—	—	—	—
Other Modes							
Other and unknown modes	(D)	(D)	(D)	(D)	(D)	(D)	(D)
STCC 221, COTTON BROAD-WOVEN FABRICS							
Total	12 903	100.0	2 349	100.0	1 288	100.0	850
Single Modes							
Parcel, U.S. Postal Service, or courier	1 368	10.6	69	3.0	61	4.7	859
Private truck	3 449	26.7	792	33.7	191	14.8	121
For-hire truck	6 755	52.4	1 383	58.9	1 004	78.0	796
Air	(S)	(S)	(S)	—	(S)	.1	(S)
Rail	—	—	—	—	—	—	—
Inland water	—	—	—	—	—	—	—
Great Lakes	—	—	—	—	—	—	—
Deep sea water	—	—	—	—	—	—	—
Pipeline ²	—	—	—	—	—	—	—
Multiple Modes							
Private truck and for-hire truck	83	.6	28	1.2	7	.5	(S)
Truck and air	205	1.6	9	.4	11	.9	1 602
Truck and rail	—	—	—	—	—	—	—
Truck and water	(D)	(D)	(D)	(D)	(D)	(D)	(D)
Truck and pipeline ²	—	—	—	—	—	—	—
Rail and water	—	—	—	—	—	—	—
Inland water and Great Lakes	—	—	—	—	—	—	—
Inland water and deep sea	(D)	(D)	(D)	(D)	(D)	(D)	(D)
Other Modes							
Other and unknown modes	(S)	(S)	(S)	(S)	11	.8	337

Table 6b. **Shipment Characteristics by Three-Digit Commodity and Mode of Transportation for the United States: 1993—Con.**

[For explanation of terms and meaning of abbreviations and symbols, see introductory text. Detail may not add to total because of rounding]

STCC code, description and mode of transportation	Value		Tons		Ton-miles ¹		Average miles per shipment ¹
	Number (million dollars)	Percent	Number (thousands)	Percent	Number (millions)	Percent	
STCC 222, MAN-MADE FIBRE OR SILK BROAD-WOVEN FABRICS							
Total	10 267	100.0	2 221	100.0	1 199	100.0	558
Single Modes							
Parcel, U.S. Postal Service, or courier	692	6.7	30	1.4	21	1.7	614
Private truck	3 039	29.6	752	33.9	199	16.6	174
For-hire truck	6 080	59.2	1 383	62.3	879	73.3	796
Air	—	—	—	—	—	—	(S)
Rail	(S)	(S)	(S)	(S)	(S)	(S)	(S)
Inland water	—	—	—	—	—	—	—
Great Lakes	—	—	—	—	—	—	—
Deep sea water	—	—	—	—	—	—	—
Pipeline ²	—	—	—	—	—	—	—
Multiple Modes							
Private truck and for-hire truck	(S)	(S)	(S)	(S)	—	—	(S)
Truck and air	17	.2	1	—	1	.1	1 543
Truck and rail	—	—	—	—	—	—	—
Truck and water	—	—	—	—	—	—	—
Truck and pipeline ²	—	—	—	—	—	—	—
Rail and water	—	—	—	—	—	—	—
Inland water and Great Lakes	—	—	—	—	—	—	—
Inland water and deep sea	(S)	—	—	—	—	—	(S)
Other Modes							
Other and unknown modes	(S)	(S)	26	1.2	19	1.6	278
STCC 223, WOOL BROAD-WOVEN FABRICS							
Total	2 409	100.0	167	100.0	49	100.0	535
Single Modes							
Parcel, U.S. Postal Service, or courier	230	9.5	8	4.9	(S)	(S)	(S)
Private truck	1 391	57.7	95	56.7	11	23.1	104
For-hire truck	507	21.1	39	23.4	21	42.3	463
Air	—	—	—	—	—	—	—
Rail	—	—	—	—	—	—	(S)
Inland water	—	—	—	—	—	—	—
Great Lakes	—	—	—	—	—	—	—
Deep sea water	—	—	—	—	—	—	—
Pipeline ²	—	—	—	—	—	—	—
Multiple Modes							
Private truck and for-hire truck	—	—	—	—	—	—	—
Truck and air	6	.3	—	(S)	—	.4	(S)
Truck and rail	—	—	—	—	—	—	—
Truck and water	—	—	—	—	—	—	—
Truck and pipeline ²	—	—	—	—	—	—	—
Rail and water	—	—	—	—	—	—	—
Inland water and Great Lakes	—	—	—	—	—	—	—
Inland water and deep sea	—	—	—	—	—	—	—
Other Modes							
Other and unknown modes	(S)	(S)	(S)	(S)	(S)	(S)	(S)
STCC 224, NARROW FABRICS, COTTON, SILK OR WOOL, OR MAN-MADE FIBRES							
Total	14 460	100.0	3 336	100.0	1 794	100.0	681
Single Modes							
Parcel, U.S. Postal Service, or courier	2 385	16.5	86	2.6	75	4.2	751
Private truck	4 366	30.2	925	27.7	288	16.1	136
For-hire truck	7 263	50.2	2 144	64.3	1 166	65.0	683
Air	—	—	—	—	—	—	(S)
Rail	(S)	(S)	(S)	(S)	(S)	(S)	(S)
Inland water	—	—	—	—	—	—	—
Great Lakes	—	—	—	—	—	—	—
Deep sea water	—	—	—	—	—	—	—
Pipeline ²	—	—	—	—	—	—	—
Multiple Modes							
Private truck and for-hire truck	(S)	(S)	(S)	—	—	—	(S)
Truck and air	37	.3	3	.1	4	.2	1 853
Truck and rail	(S)	(S)	(S)	(S)	(S)	.7	(S)
Truck and water	(S)	(S)	(S)	(S)	(S)	.3	(S)
Truck and pipeline ²	—	—	—	—	—	—	—
Rail and water	—	—	—	—	—	—	—
Inland water and Great Lakes	—	—	—	—	—	—	—
Inland water and deep sea	—	—	—	—	—	—	—
Other Modes							
Other and unknown modes	275	1.9	87	2.6	107	6.0	523

Table 6b. **Shipment Characteristics by Three-Digit Commodity and Mode of Transportation for the United States: 1993—Con.**

[For explanation of terms and meaning of abbreviations and symbols, see introductory text. Detail may not add to total because of rounding.]

STCC code, description and mode of transportation	Value		Tons		Ton-miles ¹		Average miles per shipment ¹
	Number (million dollars)	Percent	Number (thousands)	Percent	Number (millions)	Percent	
STCC 225, KNIT FABRICS							
Total	8 038	100.0	1 586	100.0	655	100.0	811
Single Modes							
Parcel, U.S. Postal Service, or courier	135	1.7	8	.5	7	1.0	788
Private truck	3 059	38.1	642	40.5	74	11.3	126
For-hire truck	4 557	56.7	886	55.8	541	82.6	941
Air	—	—	—	—	—	—	(S)
Rail	(S)	—	—	—	—	—	(S)
Inland water	—	—	—	—	—	—	—
Great Lakes	—	—	—	—	—	—	—
Deep sea water	—	—	—	—	—	—	—
Pipeline ²	—	—	—	—	—	—	—
Multiple Modes							
Private truck and for-hire truck	(S)	(S)	(S)	(S)	6	.9	(S)
Truck and air	(S)	(S)	(S)	(S)	(S)	.8	(S)
Truck and rail	(S)	(S)	(S)	(S)	(S)	(S)	(S)
Truck and water	(S)	(S)	(S)	(S)	(S)	.9	(S)
Truck and pipeline ²	—	—	—	—	—	—	—
Rail and water	—	—	—	—	—	—	—
Inland water and Great Lakes	—	—	—	—	—	—	—
Inland water and deep sea	—	—	—	—	—	—	—
Other Modes							
Other and unknown modes	135	1.7	29	1.8	(S)	(S)	(S)
STCC 227, FLOOR COVERINGS							
Total	17 522	100.0	5 424	100.0	2 334	100.0	560
Single Modes							
Parcel, U.S. Postal Service, or courier	426	2.4	42	.8	32	1.4	762
Private truck	7 797	44.5	2 737	50.5	317	13.6	132
For-hire truck	8 338	47.6	2 369	43.7	1 814	77.7	764
Air	(S)	—	—	—	—	—	(S)
Rail	(S)	(S)	(S)	(S)	(S)	.8	(S)
Inland water	—	—	—	—	—	—	—
Great Lakes	—	—	—	—	—	—	—
Deep sea water	—	—	—	—	—	—	—
Pipeline ²	—	—	—	—	—	—	—
Multiple Modes							
Private truck and for-hire truck	347	2.0	99	1.8	53	2.3	708
Truck and air	(S)	(S)	2	—	2	.1	1 580
Truck and rail	(S)	(S)	(S)	(S)	(S)	(S)	(S)
Truck and water	(S)	(S)	(S)	—	(S)	—	(S)
Truck and pipeline ²	—	—	—	—	—	—	—
Rail and water	—	—	—	—	—	—	—
Inland water and Great Lakes	—	—	—	—	—	—	—
Inland water and deep sea	—	—	—	—	—	—	—
Other Modes							
Other and unknown modes	412	2.3	140	2.6	45	1.9	172
STCC 228, THREAD AND YARN							
Total	21 031	100.0	5 663	100.0	1 922	100.0	1 054
Single Modes							
Parcel, U.S. Postal Service, or courier	856	4.1	83	1.5	(S)	(S)	(S)
Private truck	6 654	31.6	2 033	35.9	373	19.4	136
For-hire truck	13 074	62.2	3 428	60.5	1 403	73.0	453
Air	—	—	—	—	—	—	(S)
Rail	(S)	—	(S)	—	1	—	(S)
Inland water	—	—	—	—	—	—	—
Great Lakes	—	—	—	—	—	—	—
Deep sea water	—	—	—	—	—	—	—
Pipeline ²	—	—	—	—	—	—	—
Multiple Modes							
Private truck and for-hire truck	40	.2	15	.3	3	.2	271
Truck and air	8	—	1	—	1	.1	1 429
Truck and rail	(S)	—	(S)	(S)	(S)	.6	(S)
Truck and water	(S)	—	(S)	—	(S)	.1	(S)
Truck and pipeline ²	—	—	—	—	—	—	—
Rail and water	—	—	—	—	—	—	—
Inland water and Great Lakes	—	—	—	—	—	—	—
Inland water and deep sea	—	—	—	—	—	—	—
Other Modes							
Other and unknown modes	386	1.8	98	1.7	29	1.5	450

Table 6b. Shipment Characteristics by Three-Digit Commodity and Mode of Transportation for the United States: 1993—Con.

[For explanation of terms and meaning of abbreviations and symbols, see introductory text. Detail may not add to total because of rounding]

STCC code, description and mode of transportation	Value		Tons		Ton-miles ¹		Average miles per shipment ¹
	Number (million dollars)	Percent	Number (thousands)	Percent	Number (millions)	Percent	
STCC 229, MISCELLANEOUS TEXTILE GOODS							
Total	15 558	100.0	4 011	100.0	2 102	100.0	608
Single Modes							
Parcel, U.S. Postal Service, or courier	1 735	11.2	99	2.5	73	3.5	783
Private truck	3 296	21.2	1 070	26.7	269	12.8	103
For-hire truck	9 465	60.8	2 601	64.9	1 612	76.7	654
Air	—	—	—	—	—	—	(S)
Rail	(D)	(D)	(D)	(D)	(D)	(D)	(D)
Inland water	—	—	—	—	—	—	—
Great Lakes	—	—	—	—	—	—	—
Deep sea water	—	—	—	—	—	—	—
Pipeline ²	—	—	—	—	—	—	—
Multiple Modes							
Private truck and for-hire truck	(S)	—	(S)	(S)	(S)	.1	(S)
Truck and air	121	.8	3	.1	3	.1	1 461
Truck and rail	83	.5	11	.3	23	1.1	2 528
Truck and water	(D)	(D)	(D)	(D)	(D)	(D)	(D)
Truck and pipeline ²	—	—	—	—	—	—	—
Rail and water	—	—	—	—	—	—	—
Inland water and Great Lakes	—	—	—	—	—	—	—
Inland water and deep sea	(D)	(D)	(D)	(D)	(D)	(D)	(D)
Other Modes							
Other and unknown modes	797	5.1	(S)	(S)	68	3.2	238
STCC 231, MEN'S, YOUTHS', OR BOYS' CLOTHING OR UNIFORMS							
Total	95 490	100.0	5 622	100.0	3 812	100.0	908
Single Modes							
Parcel, U.S. Postal Service, or courier	12 784	13.4	436	7.8	356	9.3	915
Private truck	13 550	14.2	964	17.2	273	7.2	295
For-hire truck	66 171	69.3	4 040	71.9	3 038	79.7	966
Air	5	—	—	—	—	—	(S)
Rail	(S)	(S)	(S)	(S)	(S)	.6	(S)
Inland water	—	—	—	—	—	—	—
Great Lakes	—	—	—	—	—	—	—
Deep sea water	—	—	—	—	—	—	—
Pipeline ²	—	—	—	—	—	—	—
Multiple Modes							
Private truck and for-hire truck	411	.4	26	.5	(S)	.4	(S)
Truck and air	510	.5	21	.4	37	1.0	1 354
Truck and rail	(S)	—	(S)	(S)	(S)	.1	(S)
Truck and water	3	—	—	—	1	—	1 864
Truck and pipeline ²	—	—	—	—	—	—	—
Rail and water	—	—	—	—	—	—	—
Inland water and Great Lakes	—	—	—	—	—	—	—
Inland water and deep sea	(S)	—	—	—	—	—	(S)
Other Modes							
Other and unknown modes	1 888	2.0	115	2.0	67	1.8	615
STCC 233, WOMEN'S, MISSES', CHILDRENS, OR INFANTS CLOTHING							
Total	130 887	100.0	4 897	100.0	3 175	100.0	946
Single Modes							
Parcel, U.S. Postal Service, or courier	20 027	15.3	445	9.1	445	14.0	946
Private truck	22 380	17.1	1 278	26.1	(S)	(S)	(S)
For-hire truck	78 743	60.2	2 914	59.5	1 751	55.2	1 014
Air	(S)	(S)	(S)	—	(S)	.2	(S)
Rail	(S)	(S)	(S)	(S)	(S)	(S)	(S)
Inland water	—	—	—	—	—	—	—
Great Lakes	—	—	—	—	—	—	—
Deep sea water	—	—	—	—	—	—	—
Pipeline ²	—	—	—	—	—	—	—
Multiple Modes							
Private truck and for-hire truck	(S)	(S)	(S)	(S)	(S)	.2	(S)
Truck and air	3 186	2.4	46	.9	100	3.2	1 682
Truck and rail	(S)	(S)	40	.8	106	3.3	2 655
Truck and water	—	—	—	—	—	—	(S)
Truck and pipeline ²	—	—	—	—	—	—	—
Rail and water	—	—	—	—	—	—	—
Inland water and Great Lakes	—	—	—	—	—	—	—
Inland water and deep sea	(S)	—	(S)	—	(S)	—	(S)
Other Modes							
Other and unknown modes	3 707	2.8	109	2.2	75	2.4	796

Table 6b. **Shipment Characteristics by Three-Digit Commodity and Mode of Transportation for the United States: 1993—Con.**

[For explanation of terms and meaning of abbreviations and symbols, see introductory text. Detail may not add to total because of rounding]

STCC code, description and mode of transportation	Value		Tons		Ton-miles ¹		Average miles per shipment ¹
	Number (million dollars)	Percent	Number (thousands)	Percent	Number (millions)	Percent	
STCC 235, CAPS, HATS, OR MILLINERY OR HAT BODIES							
Total	2 265	100.0	90	100.0	72	100.0	890
Single Modes							
Parcel, U.S. Postal Service, or courier	1 291	57.0	44	48.2	38	52.5	947
Private truck	113	5.0	7	7.6	(S)	(S)	(S)
For-hire truck	699	30.9	34	37.6	29	40.6	915
Air	—	—	—	—	—	—	(S)
Rail	(S)	—	—	—	—	—	(S)
Inland water	—	—	—	—	—	—	—
Great Lakes	—	—	—	—	—	—	—
Deep sea water	—	—	—	—	—	—	—
Pipeline ²	—	—	—	—	—	—	—
Multiple Modes							
Private truck and for-hire truck	(D)	(D)	(D)	(D)	(D)	(D)	(D)
Truck and air	(D)	(D)	(D)	(D)	(D)	(D)	(D)
Truck and rail	—	—	—	—	—	—	—
Truck and water	—	—	—	—	—	—	—
Truck and pipeline ²	—	—	—	—	—	—	—
Rail and water	—	—	—	—	—	—	—
Inland water and Great Lakes	—	—	—	—	—	—	—
Inland water and deep sea	—	—	—	—	—	—	—
Other Modes							
Other and unknown modes	(S)	(S)	6	6.3	3	4.8	334
STCC 237, FUR GOODS							
Total	370	100.0	9	100.0	5	100.0	912
Single Modes							
Parcel, U.S. Postal Service, or courier	227	61.4	2	23.1	2	44.1	938
Private truck	(D)	(D)	(D)	(D)	(D)	(D)	(D)
For-hire truck	43	11.5	2	28.5	1	32.5	782
Air	—	—	—	—	—	—	—
Rail	—	—	—	—	—	—	—
Inland water	—	—	—	—	—	—	—
Great Lakes	—	—	—	—	—	—	—
Deep sea water	—	—	—	—	—	—	—
Pipeline ²	—	—	—	—	—	—	—
Multiple Modes							
Private truck and for-hire truck	—	—	—	—	—	—	—
Truck and air	(D)	(D)	(D)	(D)	(D)	(D)	(D)
Truck and rail	—	—	—	—	—	—	—
Truck and water	—	—	—	—	—	—	—
Truck and pipeline ²	—	—	—	—	—	—	—
Rail and water	—	—	—	—	—	—	—
Inland water and Great Lakes	—	—	—	—	—	—	—
Inland water and deep sea	—	—	—	—	—	—	—
Other Modes							
Other and unknown modes	23	6.2	—	(S)	—	(S)	(S)
STCC 238, MISCELLANEOUS APPAREL OR ACCESSORIES							
Total	35 381	100.0	1 755	100.0	997	100.0	830
Single Modes							
Parcel, U.S. Postal Service, or courier	4 566	12.9	154	8.8	110	11.0	852
Private truck	5 688	16.1	289	16.4	51	5.1	108
For-hire truck	23 152	65.4	1 179	67.2	765	76.7	974
Air	(S)	(S)	—	—	—	—	2 456
Rail	(S)	(S)	7	.4	14	1.4	1 103
Inland water	—	—	—	—	—	—	—
Great Lakes	—	—	—	—	—	—	—
Deep sea water	—	—	—	—	—	—	—
Pipeline ²	—	—	—	—	—	—	—
Multiple Modes							
Private truck and for-hire truck	922	2.6	90	5.1	16	1.6	776
Truck and air	(S)	(S)	8	.4	14	1.4	1 531
Truck and rail	—	—	—	—	—	—	(S)
Truck and water	(S)	(S)	(S)	(S)	(S)	.4	(S)
Truck and pipeline ²	—	—	—	—	—	—	—
Rail and water	—	—	—	—	—	—	—
Inland water and Great Lakes	—	—	—	—	—	—	—
Inland water and deep sea	(S)	(S)	(S)	(S)	(S)	.2	(S)
Other Modes							
Other and unknown modes	638	1.8	26	1.5	(S)	(S)	(S)

Table 6b. **Shipment Characteristics by Three-Digit Commodity and Mode of Transportation for the United States: 1993—Con.**

[For explanation of terms and meaning of abbreviations and symbols, see introductory text. Detail may not add to total because of rounding]

STCC code, description and mode of transportation	Value		Tons		Ton-miles ¹		Average miles per shipment ¹
	Number (million dollars)	Percent	Number (thousands)	Percent	Number (millions)	Percent	
STCC 239, MISCELLANEOUS FABRICATED TEXTILE PRODUCTS							
Total	26 809	100.0	2 756	100.0	1 907	100.0	935
Single Modes							
Parcel, U.S. Postal Service, or courier	6 078	22.7	301	10.9	271	14.2	994
Private truck	3 865	14.4	580	21.0	148	7.8	275
For-hire truck	15 207	56.7	1 644	59.7	1 273	66.8	909
Air	3	—	—	—	—	—	(S)
Rail	215	.8	(S)	(S)	(S)	(S)	(S)
Inland water	(S)	—	—	—	—	—	(S)
Great Lakes	—	—	—	—	—	—	—
Deep sea water	(S)	—	—	—	—	—	(S)
Pipeline ²	—	—	—	—	—	—	—
Multiple Modes							
Private truck and for-hire truck	(S)	(S)	(S)	(S)	(S)	.1	(S)
Truck and air	263	1.0	9	.3	12	.6	1 379
Truck and rail	13	—	(S)	(S)	(S)	.7	(S)
Truck and water	(S)	—	(S)	—	(S)	.1	(S)
Truck and pipeline ²	—	—	—	—	—	—	—
Rail and water	—	—	—	—	—	—	—
Inland water and Great Lakes	—	—	—	—	—	—	—
Inland water and deep sea	(S)	—	—	—	(S)	—	(S)
Other Modes							
Other and unknown modes	1 054	3.9	170	6.2	107	5.6	458
STCC 241, PRIMARY FOREST OR WOOD RAW MATERIALS							
Total	16 124	100.0	459 760	100.0	46 024	100.0	68
Single Modes							
Parcel, U.S. Postal Service, or courier	(S)	—	—	—	—	—	(S)
Private truck	5 909	36.6	220 129	47.9	10 812	23.5	47
For-hire truck	7 024	43.6	187 836	40.9	27 792	60.4	88
Air	—	—	—	—	—	—	—
Rail	600	3.7	14 750	3.2	2 531	5.5	237
Inland water	(S)	(S)	(S)	(S)	(S)	(S)	(S)
Great Lakes	—	—	—	—	—	—	—
Deep sea water	—	—	—	—	—	—	—
Pipeline ²	—	—	—	—	—	—	—
Multiple Modes							
Private truck and for-hire truck	130	.8	(S)	(S)	(S)	(S)	(S)
Truck and air	(S)	—	—	—	—	—	(S)
Truck and rail	33	.2	406	.1	(S)	.5	(S)
Truck and water	(S)	—	(S)	—	(S)	.1	(S)
Truck and pipeline ²	—	—	—	—	—	—	—
Rail and water	—	—	—	—	—	—	—
Inland water and Great Lakes	—	—	—	—	—	—	—
Inland water and deep sea	—	—	(S)	—	(S)	.1	(S)
Other Modes							
Other and unknown modes	1 993	12.4	18 612	4.0	2 270	4.9	90
STCC 242, SAWMILL OR PLANING MILL PRODUCTS							
Total	41 682	100.0	118 736	100.0	37 876	100.0	146
Single Modes							
Parcel, U.S. Postal Service, or courier	21	.1	4	—	2	—	615
Private truck	19 375	46.5	51 733	43.6	6 739	17.8	68
For-hire truck	16 972	40.7	51 945	43.7	15 800	41.7	299
Air	—	—	—	—	—	—	(S)
Rail	3 601	8.6	11 106	9.4	12 822	33.9	1 193
Inland water	(S)	(S)	(S)	(S)	27	.1	(S)
Great Lakes	—	—	—	—	—	—	—
Deep sea water	—	—	—	—	—	—	—
Pipeline ²	—	—	—	—	—	—	—
Multiple Modes							
Private truck and for-hire truck	52	.1	(S)	(S)	(S)	.1	(S)
Truck and air	(D)	(D)	(D)	(D)	(D)	(D)	(D)
Truck and rail	357	.9	601	.5	1 034	2.7	1 402
Truck and water	51	.1	97	.1	127	.3	1 373
Truck and pipeline ²	—	—	—	—	—	—	—
Rail and water	(D)	(D)	(D)	(D)	(D)	(D)	(D)
Inland water and Great Lakes	—	—	—	—	—	—	—
Inland water and deep sea	(S)	(S)	(S)	(S)	(S)	.7	(S)
Other Modes							
Other and unknown modes	1 096	2.6	2 707	2.3	1 011	2.7	124

Table 6b. **Shipment Characteristics by Three-Digit Commodity and Mode of Transportation for the United States: 1993—Con.**

[For explanation of terms and meaning of abbreviations and symbols, see introductory text. Detail may not add to total because of rounding]

STCC code, description and mode of transportation	Value		Tons		Ton-miles ¹		Average miles per shipment ¹
	Number (million dollars)	Percent	Number (thousands)	Percent	Number (millions)	Percent	
STCC 243, MILLWORK OR PREFABRICATED WOOD PRODUCTS OR PLYWOOD OR VENEER							
Total	47 348	100.0	39 411	100.0	20 976	100.0	183
Single Modes							
Parcel, U.S. Postal Service, or courier	489	1.0	56	.1	24	.1	466
Private truck	25 890	54.7	18 201	46.2	2 692	12.8	82
For-hire truck	15 938	33.7	13 648	34.6	7 463	35.6	470
Air	(S)	—	—	—	—	—	(S)
Rail	3 888	8.2	6 653	16.9	9 985	47.6	1 443
Inland water	—	—	—	—	—	—	—
Great Lakes	—	—	—	—	—	—	—
Deep sea water	—	—	—	—	—	—	—
Pipeline ²	—	—	—	—	—	—	—
Multiple Modes							
Private truck and for-hire truck	119	.3	113	.3	19	.1	215
Truck and air	(D)	(D)	(D)	(D)	(D)	(D)	(D)
Truck and rail	332	.7	229	.6	507	2.4	2 135
Truck and water	20	—	13	—	25	.1	1 681
Truck and pipeline ²	—	—	—	—	—	—	—
Rail and water	—	—	—	—	—	—	—
Inland water and Great Lakes	—	—	—	—	—	—	—
Inland water and deep sea	(D)	(D)	(D)	(D)	(D)	(D)	(D)
Other Modes							
Other and unknown modes	627	1.3	484	1.2	221	1.1	194
STCC 244, WOODEN CONTAINERS							
Total	1 631	100.0	1 738	100.0	471	100.0	706
Single Modes							
Parcel, U.S. Postal Service, or courier	148	9.1	18	1.0	17	3.6	978
Private truck	808	49.5	1 001	57.6	134	28.5	66
For-hire truck	619	37.9	671	38.6	255	54.2	948
Air	—	—	—	—	—	—	—
Rail	6	.4	7	.4	(S)	(S)	(S)
Inland water	—	—	—	—	—	—	—
Great Lakes	—	—	—	—	—	—	—
Deep sea water	—	—	—	—	—	—	—
Pipeline ²	—	—	—	—	—	—	—
Multiple Modes							
Private truck and for-hire truck	—	—	—	—	—	—	(S)
Truck and air	(S)	(S)	(S)	(S)	(S)	(S)	(S)
Truck and rail	(S)	(S)	(S)	(S)	(S)	(S)	(S)
Truck and water	—	—	—	—	(S)	.2	(S)
Truck and pipeline ²	—	—	—	—	—	—	—
Rail and water	—	—	—	—	—	—	—
Inland water and Great Lakes	—	—	—	—	—	—	—
Inland water and deep sea	(S)	—	(S)	(S)	(S)	.4	(S)
Other Modes							
Other and unknown modes	13	.8	(S)	(S)	(S)	.9	(S)
STCC 249, MISCELLANEOUS WOOD PRODUCTS							
Total	19 877	100.0	43 707	100.0	15 322	100.0	447
Single Modes							
Parcel, U.S. Postal Service, or courier	1 152	5.8	81	.2	58	.4	743
Private truck	8 498	42.8	21 778	49.8	2 472	16.1	76
For-hire truck	7 467	37.6	16 162	37.0	6 411	41.8	545
Air	(S)	—	—	—	—	—	(S)
Rail	1 197	6.0	4 394	10.1	5 093	33.2	1 146
Inland water	(S)	—	(S)	—	—	—	(S)
Great Lakes	—	—	—	—	—	—	—
Deep sea water	—	—	—	—	—	—	—
Pipeline ²	—	—	—	—	—	—	—
Multiple Modes							
Private truck and for-hire truck	16	.1	(S)	(S)	(S)	.1	(S)
Truck and air	11	.1	1	—	1	—	1 126
Truck and rail	205	1.0	420	1.0	579	3.8	1 695
Truck and water	(S)	(S)	(S)	(S)	(S)	.7	(S)
Truck and pipeline ²	—	—	—	—	—	—	—
Rail and water	—	—	—	—	—	—	—
Inland water and Great Lakes	—	—	—	—	—	—	—
Inland water and deep sea	(S)	(S)	(S)	—	(S)	.1	(S)
Other Modes							
Other and unknown modes	(S)	(S)	622	1.4	561	3.7	328

Table 6b. Shipment Characteristics by Three-Digit Commodity and Mode of Transportation for the United States: 1993—Con.

[For explanation of terms and meaning of abbreviations and symbols, see introductory text. Detail may not add to total because of rounding]

STCC code, description and mode of transportation	Value		Tons		Ton-miles ¹		Average miles per shipment ¹
	Number (million dollars)	Percent	Number (thousands)	Percent	Number (millions)	Percent	
STCC 251, HOUSEHOLD OR OFFICE FURNITURE							
Total	55 194	100.0	13 189	100.0	7 292	100.0	516
Single Modes							
Parcel, U.S. Postal Service, or courier	1 309	2.4	212	1.6	202	2.8	950
Private truck	21 461	38.9	4 987	37.8	1 271	17.4	105
For-hire truck	30 562	55.4	7 477	56.7	5 199	71.3	696
Air	—	—	—	—	—	—	(S)
Rail	421	.8	149	1.1	258	3.5	1 557
Inland water	—	—	—	—	—	—	—
Great Lakes	—	—	—	—	—	—	—
Deep sea water	—	—	—	—	—	—	(S)
Pipeline ²	—	—	—	—	—	—	—
Multiple Modes							
Private truck and for-hire truck	(S)	(S)	(S)	(S)	31	.4	694
Truck and air	(S)	(S)	(S)	(S)	(S)	.7	(S)
Truck and rail	72	.1	21	.2	29	.4	1 612
Truck and water	15	—	4	—	(S)	.2	(S)
Truck and pipeline ²	—	—	—	—	—	—	—
Rail and water	—	—	—	—	—	—	—
Inland water and Great Lakes	—	—	—	—	—	—	—
Inland water and deep sea	22	—	2	—	6	.1	2 063
Other Modes							
Other and unknown modes	975	1.8	271	2.1	230	3.2	374
STCC 253, PUBLIC BUILDING OR RELATED FURNITURE							
Total	2 401	100.0	605	100.0	403	100.0	678
Single Modes							
Parcel, U.S. Postal Service, or courier	80	3.3	9	1.5	10	2.5	863
Private truck	554	23.1	163	27.0	41	10.2	157
For-hire truck	1 653	68.8	383	63.2	213	52.7	763
Air	—	—	—	—	—	—	(S)
Rail	20	.9	(S)	(S)	(S)	(S)	(S)
Inland water	—	—	—	—	—	—	—
Great Lakes	—	—	—	—	—	—	—
Deep sea water	—	—	—	—	—	—	—
Pipeline ²	—	—	—	—	—	—	—
Multiple Modes							
Private truck and for-hire truck	—	—	—	—	—	—	(S)
Truck and air	(S)	(S)	1	.2	(S)	.6	(S)
Truck and rail	—	—	—	—	—	—	(S)
Truck and water	—	—	—	—	—	—	(S)
Truck and pipeline ²	—	—	—	—	—	—	—
Rail and water	—	—	—	—	—	—	—
Inland water and Great Lakes	—	—	—	—	—	—	—
Inland water and deep sea	(S)	(S)	(S)	(S)	(S)	(S)	(S)
Other Modes							
Other and unknown modes	46	1.9	16	2.6	4	.9	312
STCC 254, LOCKERS, PARTITIONS, OR SHELVING							
Total	7 627	100.0	2 166	100.0	1 627	100.0	653
Single Modes							
Parcel, U.S. Postal Service, or courier	260	3.4	42	1.9	38	2.3	791
Private truck	1 972	25.8	534	24.6	(S)	(S)	(S)
For-hire truck	5 132	67.3	1 490	68.8	1 092	67.1	741
Air	—	—	—	—	—	—	(S)
Rail	(D)	(D)	(D)	(D)	(D)	(D)	(D)
Inland water	(D)	(D)	(D)	(D)	(D)	(D)	(D)
Great Lakes	—	—	—	—	—	—	—
Deep sea water	—	—	—	—	—	—	—
Pipeline ²	—	—	—	—	—	—	—
Multiple Modes							
Private truck and for-hire truck	(S)	(S)	(S)	(S)	(S)	.1	(S)
Truck and air	(D)	(D)	(D)	(D)	(D)	(D)	(D)
Truck and rail	—	—	—	—	—	—	—
Truck and water	(S)	(S)	(S)	(S)	(S)	(S)	(S)
Truck and pipeline ²	—	—	—	—	—	—	—
Rail and water	—	—	—	—	—	—	—
Inland water and Great Lakes	—	—	—	—	—	—	—
Inland water and deep sea	(S)	(S)	(S)	(S)	(S)	.5	(S)
Other Modes							
Other and unknown modes	190	2.5	68	3.1	62	3.8	660

Table 6b. **Shipment Characteristics by Three-Digit Commodity and Mode of Transportation for the United States: 1993—Con.**

[For explanation of terms and meaning of abbreviations and symbols, see introductory text. Detail may not add to total because of rounding]

STCC code, description and mode of transportation	Value		Tons		Ton-miles ¹		Average miles per shipment ¹
	Number (million dollars)	Percent	Number (thousands)	Percent	Number (millions)	Percent	
STCC 259, MISCELLANEOUS FURNITURE OR FIXTURES							
Total	4 250	100.0	607	100.0	466	100.0	642
Single Modes							
Parcel, U.S. Postal Service, or courier	835	19.7	58	9.6	43	9.2	749
Private truck	1 329	31.3	141	23.3	(S)	(S)	(S)
For-hire truck	1 867	43.9	376	61.9	313	67.2	647
Air	(S)	—	—	—	—	—	(S)
Rail	(S)	(S)	(S)	(S)	(S)	(S)	(S)
Inland water	—	—	—	—	—	—	—
Great Lakes	—	—	—	—	—	—	—
Deep sea water	—	—	—	—	—	—	—
Pipeline ²	—	—	—	—	—	—	—
Multiple Modes							
Private truck and for-hire truck	—	—	—	—	—	—	(S)
Truck and air	39	.9	2	.4	3	.6	1 265
Truck and rail	—	—	—	—	—	—	(S)
Truck and water	—	—	—	—	—	—	—
Truck and pipeline ²	—	—	—	—	—	—	—
Rail and water	—	—	—	—	—	—	—
Inland water and Great Lakes	—	—	—	—	—	—	—
Inland water and deep sea	—	—	—	—	—	—	—
Other Modes							
Other and unknown modes	102	2.4	15	2.4	11	2.3	374
STCC 261, PULP OR PULP MILL PRODUCTS							
Total	4 546	100.0	20 883	100.0	9 396	100.0	134
Single Modes							
Parcel, U.S. Postal Service, or courier	3	.1	(S)	—	(S)	—	(S)
Private truck	608	13.4	7 846	37.6	1 046	11.1	(S)
For-hire truck	1 291	28.4	4 468	21.4	1 239	13.2	307
Air	—	—	—	—	—	—	—
Rail	2 083	45.8	6 808	32.6	5 356	57.0	794
Inland water	(S)	(S)	(S)	(S)	(S)	.4	(S)
Great Lakes	—	—	—	—	—	—	—
Deep sea water	—	—	—	—	—	—	—
Pipeline ²	—	—	—	—	—	—	—
Multiple Modes							
Private truck and for-hire truck	—	—	—	—	—	—	—
Truck and air	—	—	—	—	—	—	(S)
Truck and rail	64	1.4	231	1.1	246	2.6	1 112
Truck and water	—	—	—	—	—	—	—
Truck and pipeline ²	—	—	—	—	—	—	—
Rail and water	—	—	—	—	—	—	—
Inland water and Great Lakes	—	—	—	—	—	—	—
Inland water and deep sea	(S)	(S)	(S)	—	(S)	—	(S)
Other Modes							
Other and unknown modes	404	8.9	1 379	6.6	1 472	15.7	(S)
STCC 262, PAPER							
Total	62 530	100.0	62 180	100.0	33 347	100.0	102
Single Modes							
Parcel, U.S. Postal Service, or courier	1 780	2.8	428	.7	117	.4	174
Private truck	20 288	32.4	16 500	26.5	1 605	4.8	26
For-hire truck	30 655	49.0	31 876	51.3	18 744	56.2	(S)
Air	3	—	1	—	—	—	138
Rail	7 113	11.4	10 637	17.1	9 749	29.2	949
Inland water	(S)	(S)	370	.6	(S)	.4	(S)
Great Lakes	—	—	—	—	—	—	—
Deep sea water	(S)	—	—	—	—	—	(S)
Pipeline ²	—	—	—	—	—	—	—
Multiple Modes							
Private truck and for-hire truck	21	—	15	—	7	—	(S)
Truck and air	62	.1	(S)	—	(S)	—	(S)
Truck and rail	604	1.0	651	1.0	1 121	3.4	1 612
Truck and water	142	.2	191	.3	433	1.3	2 629
Truck and pipeline ²	—	—	—	—	—	—	—
Rail and water	(S)	—	(S)	—	(S)	—	(S)
Inland water and Great Lakes	—	—	—	—	—	—	—
Inland water and deep sea	(S)	(S)	(S)	(S)	(S)	(S)	(S)
Other Modes							
Other and unknown modes	1 336	2.1	1 344	2.2	1 036	3.1	(S)

Table 6b. Shipment Characteristics by Three-Digit Commodity and Mode of Transportation for the United States: 1993—Con.

[For explanation of terms and meaning of abbreviations and symbols, see introductory text. Detail may not add to total because of rounding]

STCC code, description and mode of transportation	Value		Tons		Ton-miles ¹		Average miles per shipment ¹
	Number (million dollars)	Percent	Number (thousands)	Percent	Number (millions)	Percent	
STCC 263, FIBREBOARD, PAPERBOARD, OR PULPBOARD							
Total	25 105	100.0	57 859	100.0	33 888	100.0	229
Single Modes							
Parcel, U.S. Postal Service, or courier	97	.4	11	—	4	—	349
Private truck	4 092	16.3	8 872	15.3	1 356	4.0	61
For-hire truck	10 781	42.9	22 253	38.5	10 240	30.2	371
Air	—	—	—	—	—	—	—
Rail	9 262	36.9	24 834	42.9	20 789	61.3	833
Inland water	(S)	(S)	(S)	(S)	(S)	.1	(S)
Great Lakes	—	—	—	—	—	—	—
Deep sea water	—	—	—	—	—	—	—
Pipeline ²	—	—	—	—	—	—	—
Multiple Modes							
Private truck and for-hire truck	(S)	(S)	(S)	(S)	(S)	—	(S)
Truck and air	(D)	(D)	(D)	(D)	(D)	(D)	(D)
Truck and rail	152	.6	397	.7	288	.9	710
Truck and water	55	.2	125	.2	(S)	.6	(S)
Truck and pipeline ²	—	—	—	—	—	—	—
Rail and water	(D)	(D)	(D)	(D)	(D)	(D)	(D)
Inland water and Great Lakes	—	—	—	—	—	—	—
Inland water and deep sea	(S)	(S)	(S)	(S)	(S)	.4	(S)
Other Modes							
Other and unknown modes	543	2.2	1 156	2.0	836	2.5	262
STCC 264, CONVERTED PAPER OR PAPERBOARD PRODUCTS							
Total	61 091	100.0	26 818	100.0	12 634	100.0	353
Single Modes							
Parcel, U.S. Postal Service, or courier	5 938	9.7	524	2.0	259	2.0	548
Private truck	17 975	29.4	7 452	27.8	1 208	9.6	41
For-hire truck	34 223	56.0	17 029	63.5	9 457	74.9	381
Air	3	—	1	—	—	—	(S)
Rail	897	1.5	870	3.2	804	6.4	1 094
Inland water	(S)	(S)	(S)	(S)	(S)	—	(S)
Great Lakes	—	—	—	—	—	—	—
Deep sea water	—	—	—	—	—	—	(S)
Pipeline ²	—	—	—	—	—	—	—
Multiple Modes							
Private truck and for-hire truck	(S)	(S)	(S)	(S)	(S)	.1	(S)
Truck and air	(S)	(S)	(S)	(S)	(S)	(S)	(S)
Truck and rail	147	.2	107	.4	174	1.4	1 747
Truck and water	42	.1	24	.1	41	.3	1 995
Truck and pipeline ²	—	—	—	—	—	—	—
Rail and water	(S)	—	(S)	—	(S)	.2	(S)
Inland water and Great Lakes	—	—	—	—	—	—	—
Inland water and deep sea	34	.1	(S)	(S)	(S)	.7	(S)
Other Modes							
Other and unknown modes	1 275	2.1	553	2.1	321	2.5	120
STCC 265, CONTAINERS OR BOXES, PAPERBOARD, FIBREBOARD, OR PULPBOARD							
Total	37 494	100.0	41 247	100.0	8 487	100.0	143
Single Modes							
Parcel, U.S. Postal Service, or courier	302	.8	61	.1	31	.4	591
Private truck	15 806	42.2	17 533	42.5	1 569	18.5	51
For-hire truck	20 194	53.9	21 907	53.1	5 653	66.6	255
Air	—	—	—	—	—	—	(S)
Rail	287	.8	574	1.4	529	6.2	955
Inland water	(S)	—	(S)	—	(S)	—	(S)
Great Lakes	—	—	—	—	—	—	—
Deep sea water	—	—	—	—	—	—	—
Pipeline ²	—	—	—	—	—	—	—
Multiple Modes							
Private truck and for-hire truck	(S)	(S)	(S)	(S)	(S)	.3	(S)
Truck and air	12	—	5	—	6	.1	1 378
Truck and rail	61	.2	(S)	(S)	(S)	(S)	(S)
Truck and water	21	.1	29	.1	(S)	.6	(S)
Truck and pipeline ²	—	—	—	—	—	—	—
Rail and water	—	—	—	—	—	—	—
Inland water and Great Lakes	—	—	—	—	—	—	—
Inland water and deep sea	(S)	(S)	(S)	(S)	(S)	.8	(S)
Other Modes							
Other and unknown modes	622	1.7	708	1.7	244	2.9	159

Table 6b. **Shipment Characteristics by Three-Digit Commodity and Mode of Transportation for the United States: 1993—Con.**

[For explanation of terms and meaning of abbreviations and symbols, see introductory text. Detail may not add to total because of rounding]

STCC code, description and mode of transportation	Value		Tons		Ton-miles ¹		Average miles per shipment ¹
	Number (million dollars)	Percent	Number (thousands)	Percent	Number (millions)	Percent	
STCC 266, BUILDING PAPER OR BUILDING BOARD							
Total	4 235	100.0	8 245	100.0	2 969	100.0	198
Single Modes							
Parcel, U.S. Postal Service, or courier	(S)	(S)	8	.1	4	.1	475
Private truck	1 714	40.5	2 896	35.1	359	12.1	57
For-hire truck	2 190	51.7	4 829	58.6	2 069	69.7	355
Air	(D)	(D)	(D)	(D)	(D)	(D)	(D)
Rail	123	2.9	424	5.1	468	15.8	1 131
Inland water	—	—	—	—	—	—	—
Great Lakes	—	—	—	—	—	—	—
Deep sea water	—	—	—	—	—	—	—
Pipeline ²	—	—	—	—	—	—	—
Multiple Modes							
Private truck and for-hire truck	—	—	—	—	—	—	(S)
Truck and air	(D)	(D)	(D)	(D)	(D)	(D)	(D)
Truck and rail	4	.1	31	.4	6	.2	212
Truck and water	(S)	(S)	—	—	—	—	(S)
Truck and pipeline ²	—	—	—	—	—	—	—
Rail and water	—	—	—	—	—	—	—
Inland water and Great Lakes	—	—	—	—	—	—	—
Inland water and deep sea	(S)	—	(S)	—	(S)	—	(S)
Other Modes							
Other and unknown modes	60	1.4	56	.7	(S)	(S)	(S)
STCC 271, NEWSPAPERS							
Total	(S)	(S)	(S)	(S)	(S)	(S)	—
Single Modes							
Parcel, U.S. Postal Service, or courier	(S)	(S)	(S)	(S)	(S)	(S)	—
Private truck	(S)	(S)	(S)	(S)	(S)	(S)	—
For-hire truck	(S)	(S)	(S)	(S)	(S)	(S)	—
Air	—	—	—	—	—	—	—
Rail	(S)	—	(S)	—	—	—	—
Inland water	—	—	—	—	—	—	—
Great Lakes	—	—	—	—	—	—	—
Deep sea water	—	—	—	—	—	—	—
Pipeline ²	—	—	—	—	—	—	—
Multiple Modes							
Private truck and for-hire truck	(S)	(S)	(S)	(S)	(S)	(S)	—
Truck and air	(S)	(S)	(S)	(S)	(S)	(S)	—
Truck and rail	(S)	—	(S)	—	(S)	.1	—
Truck and water	(S)	—	(S)	—	(S)	.2	—
Truck and pipeline ²	—	—	—	—	—	—	—
Rail and water	—	—	—	—	—	—	—
Inland water and Great Lakes	—	—	—	—	—	—	—
Inland water and deep sea	—	—	—	—	—	—	—
Other Modes							
Other and unknown modes	(S)	(S)	(S)	(S)	(S)	(S)	—
STCC 272, PERIODICALS							
Total	(S)	(S)	(S)	(S)	(S)	(S)	—
Single Modes							
Parcel, U.S. Postal Service, or courier	(S)	(S)	(S)	(S)	(S)	(S)	—
Private truck	(S)	(S)	(S)	(S)	(S)	(S)	—
For-hire truck	(S)	(S)	(S)	(S)	(S)	(S)	—
Air	—	—	—	—	—	—	—
Rail	(S)	(S)	(S)	(S)	(S)	.7	—
Inland water	—	—	—	—	—	—	—
Great Lakes	—	—	—	—	—	—	—
Deep sea water	—	—	—	—	—	—	—
Pipeline ²	—	—	—	—	—	—	—
Multiple Modes							
Private truck and for-hire truck	(S)	—	(S)	—	(S)	—	—
Truck and air	(S)	(S)	(S)	(S)	(S)	(S)	—
Truck and rail	(S)	—	(S)	—	(S)	.3	—
Truck and water	(S)	(S)	(S)	(S)	(S)	.2	—
Truck and pipeline ²	—	—	—	—	—	—	—
Rail and water	—	—	—	—	—	—	—
Inland water and Great Lakes	—	—	—	—	—	—	—
Inland water and deep sea	—	—	—	—	—	—	—
Other Modes							
Other and unknown modes	(S)	(S)	(S)	(S)	(S)	(S)	—

Table 6b. Shipment Characteristics by Three-Digit Commodity and Mode of Transportation for the United States: 1993—Con.

[For explanation of terms and meaning of abbreviations and symbols, see introductory text. Detail may not add to total because of rounding]

STCC code, description and mode of transportation	Value		Tons		Ton-miles ¹		Average miles per shipment ¹
	Number (million dollars)	Percent	Number (thousands)	Percent	Number (millions)	Percent	
STCC 273, BOOKS							
Total	(S)	(S)	(S)	(S)	(S)	(S)	-
Single Modes							
Parcel, U.S. Postal Service, or courier	(S)	(S)	(S)	(S)	(S)	(S)	-
Private truck	(S)	(S)	(S)	(S)	(S)	(S)	-
For-hire truck	(S)	(S)	(S)	(S)	(S)	(S)	-
Air	(S)	-	(S)	-	(S)	-	-
Rail	(S)	-	(S)	-	(S)	-	-
Inland water	-	-	-	-	-	-	-
Great Lakes	-	-	-	-	-	-	-
Deep sea water	-	-	-	-	-	-	-
Pipeline ²	-	-	-	-	-	-	-
Multiple Modes							
Private truck and for-hire truck	(S)	-	-	-	-	-	-
Truck and air	(S)	(S)	(S)	(S)	(S)	(S)	-
Truck and rail	(S)	(S)	(S)	(S)	(S)	(S)	.9
Truck and water	-	-	-	-	-	-	-
Truck and pipeline ²	-	-	-	-	-	-	-
Rail and water	-	-	-	-	-	-	-
Inland water and Great Lakes	-	-	-	-	-	-	-
Inland water and deep sea	-	-	-	-	-	-	-
Other Modes							
Other and unknown modes	(S)	(S)	(S)	(S)	(S)	(S)	-
STCC 274, MISCELLANEOUS PRINTED MATTER							
Total	(S)	(S)	(S)	(S)	(S)	(S)	-
Single Modes							
Parcel, U.S. Postal Service, or courier	(S)	(S)	(S)	(S)	(S)	(S)	-
Private truck	(S)	(S)	(S)	(S)	(S)	(S)	-
For-hire truck	(S)	(S)	(S)	(S)	(S)	(S)	-
Air	(S)	-	(S)	-	(S)	-	-
Rail	(S)	(S)	(S)	(S)	(S)	(S)	-
Inland water	-	-	-	-	-	-	-
Great Lakes	-	-	-	-	-	-	-
Deep sea water	-	-	-	-	-	-	-
Pipeline ²	-	-	-	-	-	-	-
Multiple Modes							
Private truck and for-hire truck	(S)	(S)	(S)	(S)	(S)	-	-
Truck and air	(S)	(S)	(S)	(S)	(S)	(S)	-
Truck and rail	(S)	(S)	(S)	(S)	(S)	(S)	.1
Truck and water	(S)	-	(S)	-	(S)	-	-
Truck and pipeline ²	-	-	-	-	-	-	-
Rail and water	-	-	-	-	-	-	-
Inland water and Great Lakes	-	-	-	-	-	-	-
Inland water and deep sea	-	-	-	-	-	-	-
Other Modes							
Other and unknown modes	(S)	(S)	(S)	(S)	(S)	(S)	-
STCC 276, MANIFOLD BUSINESS FORMS							
Total	(S)	(S)	(S)	(S)	(S)	(S)	-
Single Modes							
Parcel, U.S. Postal Service, or courier	(S)	(S)	(S)	(S)	(S)	(S)	-
Private truck	(S)	(S)	(S)	(S)	(S)	(S)	-
For-hire truck	(S)	(S)	(S)	(S)	(S)	(S)	-
Air	-	-	-	-	-	-	-
Rail	-	-	-	-	-	-	-
Inland water	-	-	-	-	-	-	-
Great Lakes	-	-	-	-	-	-	-
Deep sea water	-	-	-	-	-	-	-
Pipeline ²	-	-	-	-	-	-	-
Multiple Modes							
Private truck and for-hire truck	(S)	(S)	(S)	(S)	(S)	.1	-
Truck and air	(S)	(S)	(S)	(S)	(S)	(S)	-
Truck and rail	-	-	-	-	-	-	-
Truck and water	(S)	(S)	(S)	-	(S)	.4	-
Truck and pipeline ²	-	-	-	-	-	-	-
Rail and water	-	-	-	-	-	-	-
Inland water and Great Lakes	-	-	-	-	-	-	-
Inland water and deep sea	-	-	-	-	-	-	-
Other Modes							
Other and unknown modes	(S)	(S)	(S)	(S)	(S)	(S)	-

Table 6b. **Shipment Characteristics by Three-Digit Commodity and Mode of Transportation for the United States: 1993—Con.**

[For explanation of terms and meaning of abbreviations and symbols, see introductory text. Detail may not add to total because of rounding]

STCC code, description and mode of transportation	Value		Tons		Ton-miles ¹		Average miles per shipment ¹
	Number (million dollars)	Percent	Number (thousands)	Percent	Number (millions)	Percent	
STCC 277, GREETING CARDS, SEALS, LABELS, OR TAGS							
Total	(S)	(S)	(S)	(S)	(S)	(S)	—
Single Modes							
Parcel, U.S. Postal Service, or courier	(S)	(S)	(S)	(S)	(S)	(S)	—
Private truck	(S)	(S)	(S)	(S)	(S)	(S)	—
For-hire truck	(S)	(S)	(S)	(S)	(S)	(S)	—
Air	(S)	(S)	(S)	(S)	(S)	(S)	—
Rail	—	—	—	—	—	—	—
Inland water	—	—	—	—	—	—	—
Great Lakes	—	—	—	—	—	—	—
Deep sea water	—	—	—	—	—	—	—
Pipeline ²	—	—	—	—	—	—	—
Multiple Modes							
Private truck and for-hire truck	(S)	(S)	—	—	—	—	—
Truck and air	(S)	(S)	(S)	(S)	(S)	(S)	—
Truck and rail	(S)	(S)	(S)	(S)	(S)	(S)	—
Truck and water	—	—	—	—	—	—	—
Truck and pipeline ²	—	—	—	—	—	—	—
Rail and water	—	—	—	—	—	—	—
Inland water and Great Lakes	—	—	—	—	—	—	—
Inland water and deep sea	(S)	—	—	—	—	—	—
Other Modes							
Other and unknown modes	(S)	(S)	(S)	(S)	(S)	(S)	—
STCC 278, BLANKBOOKS, LOOSE LEAF BINDERS, OR DEVICES							
Total	(S)	(S)	(S)	(S)	(S)	(S)	—
Single Modes							
Parcel, U.S. Postal Service, or courier	(S)	(S)	(S)	(S)	(S)	(S)	—
Private truck	(S)	(S)	(S)	(S)	(S)	(S)	—
For-hire truck	(S)	(S)	(S)	(S)	(S)	(S)	—
Air	—	—	—	—	—	—	—
Rail	(S)	(S)	(S)	(S)	(S)	(S)	—
Inland water	—	—	—	—	—	—	—
Great Lakes	—	—	—	—	—	—	—
Deep sea water	—	—	—	—	—	—	—
Pipeline ²	—	—	—	—	—	—	—
Multiple Modes							
Private truck and for-hire truck	—	—	—	—	—	—	—
Truck and air	(S)	(S)	(S)	(S)	(S)	(S)	—
Truck and rail	—	—	—	—	—	—	—
Truck and water	—	—	—	—	—	—	—
Truck and pipeline ²	—	—	—	—	—	—	—
Rail and water	—	—	—	—	—	—	—
Inland water and Great Lakes	—	—	—	—	—	—	—
Inland water and deep sea	—	—	—	—	—	—	—
Other Modes							
Other and unknown modes	(S)	(S)	(S)	(S)	(S)	(S)	—
STCC 279, SERVICE INDUSTRIES FOR PRINTING TRADES							
Total	(S)	(S)	(S)	(S)	(S)	(S)	—
Single Modes							
Parcel, U.S. Postal Service, or courier	(S)	(S)	(S)	(S)	(S)	(S)	—
Private truck	(S)	(S)	(S)	(S)	(S)	(S)	—
For-hire truck	(S)	(S)	(S)	(S)	(S)	(S)	—
Air	—	—	—	—	—	—	—
Rail	—	—	—	—	—	—	—
Inland water	—	—	—	—	—	—	—
Great Lakes	—	—	—	—	—	—	—
Deep sea water	—	—	—	—	—	—	—
Pipeline ²	—	—	—	—	—	—	—
Multiple Modes							
Private truck and for-hire truck	(S)	—	—	—	—	—	—
Truck and air	(S)	(S)	(S)	(S)	(S)	(S)	—
Truck and rail	—	—	—	—	—	—	—
Truck and water	—	—	—	—	—	—	—
Truck and pipeline ²	—	—	—	—	—	—	—
Rail and water	—	—	—	—	—	—	—
Inland water and Great Lakes	—	—	—	—	—	—	—
Inland water and deep sea	—	—	—	—	—	—	—
Other Modes							
Other and unknown modes	(S)	(S)	(S)	(S)	(S)	(S)	—

Table 6b. **Shipment Characteristics by Three-Digit Commodity and Mode of Transportation for the United States: 1993—Con.**

[For explanation of terms and meaning of abbreviations and symbols, see introductory text. Detail may not add to total because of rounding]

STCC code, description and mode of transportation	Value		Tons		Ton-miles ¹		Average miles per shipment ¹
	Number (million dollars)	Percent	Number (thousands)	Percent	Number (millions)	Percent	
STCC 281, INDUSTRIAL INORGANIC OR ORGANIC CHEMICALS							
Total	116 188	100.0	311 219	100.0	122 868	100.0	161
Single Modes							
Parcel, U.S. Postal Service, or courier	2 218	1.9	113	—	42	—	354
Private truck	27 922	24.0	94 751	30.4	9 073	7.4	40
For-hire truck	42 229	36.3	63 596	20.4	16 305	13.3	325
Air (S)	—	—	—	—	—	—	(S)
Rail	25 905	22.3	84 182	27.0	73 638	59.9	819
Inland water	5 460	4.7	19 882	6.4	11 051	9.0	(S)
Great Lakes	—	—	—	—	—	—	—
Deep sea water	—	—	—	—	—	—	—
Pipeline ²	4 524	3.9	23 879	7.7	(S)	(S)	(S)
Multiple Modes							
Private truck and for-hire truck	(S)	(S)	(S)	(S)	114	.1	(S)
Truck and air	379	.3	(S)	(S)	58	—	1 208
Truck and rail	571	.5	595	.2	782	.6	1 452
Truck and water	572	.5	2 936	.9	2 395	1.9	1 425
Truck and pipeline ²	(S)	—	(S)	—	—	—	(S)
Rail and water	(S)	—	(S)	—	—	—	(S)
Inland water and Great Lakes	(S)	(S)	(S)	(S)	(S)	.9	(S)
Inland water and deep sea	817	.7	3 474	1.1	4 187	3.4	1 567
Other Modes							
Other and unknown modes	5 203	4.5	15 981	5.1	(S)	(S)	(S)
STCC 282, PLASTIC MATERIALS OR SYNTHETIC FIBRES, RESINS, OR RUBBER							
Total	68 379	100.0	57 185	100.0	37 618	100.0	740
Single Modes							
Parcel, U.S. Postal Service, or courier	1 119	1.6	98	.2	54	.1	1 231
Private truck	8 654	12.7	5 982	10.5	1 332	3.5	86
For-hire truck	39 140	57.2	25 729	45.0	11 895	31.6	517
Air (S)	(S)	—	(S)	—	(S)	—	(S)
Rail	17 507	25.6	23 745	41.5	22 806	60.6	989
Inland water	—	—	—	—	—	—	(S)
Great Lakes	—	—	—	—	—	—	—
Deep sea water	—	—	—	—	—	—	—
Pipeline ²	(S)	(S)	(S)	(S)	(S)	.1	(S)
Multiple Modes							
Private truck and for-hire truck	177	.3	151	.3	33	.1	296
Truck and air	144	.2	8	—	10	—	1 546
Truck and rail	652	1.0	279	.5	446	1.2	1 868
Truck and water	(S)	(S)	(S)	(S)	36	.1	(S)
Truck and pipeline ²	(D)	(D)	(D)	(D)	(D)	(D)	(D)
Rail and water	—	—	—	—	—	—	—
Inland water and Great Lakes	(D)	(D)	(D)	(D)	(D)	(D)	(D)
Inland water and deep sea	(S)	(S)	(S)	(S)	(S)	(S)	(S)
Other Modes							
Other and unknown modes	561	.8	380	.7	260	.7	205
STCC 283, DRUGS							
Total	163 482	100.0	6 657	100.0	4 194	100.0	419
Single Modes							
Parcel, U.S. Postal Service, or courier	26 825	16.4	265	4.0	148	3.5	614
Private truck	46 809	28.6	1 935	29.1	292	7.0	86
For-hire truck	77 081	47.1	3 469	52.1	2 664	63.5	287
Air (S)	(S)	(S)	2	—	(S)	.1	(S)
Rail	556	.3	(S)	(S)	(S)	(S)	(S)
Inland water	—	—	—	—	—	—	—
Great Lakes	—	—	—	—	—	—	—
Deep sea water	—	—	—	—	—	—	—
Pipeline ²	—	—	—	—	—	—	—
Multiple Modes							
Private truck and for-hire truck	318	.2	6	.1	2	.1	(S)
Truck and air	7 938	4.9	50	.8	63	1.5	1 085
Truck and rail	(S)	—	(S)	—	(S)	.1	(S)
Truck and water	(S)	—	—	—	—	—	(S)
Truck and pipeline ²	—	—	—	—	—	—	—
Rail and water	—	—	—	—	—	—	—
Inland water and Great Lakes	—	—	—	—	—	—	—
Inland water and deep sea	—	—	—	—	—	—	—
Other Modes							
Other and unknown modes	3 589	2.2	(S)	(S)	(S)	(S)	(S)

Table 6b. **Shipment Characteristics by Three-Digit Commodity and Mode of Transportation for the United States: 1993—Con.**

[For explanation of terms and meaning of abbreviations and symbols, see introductory text. Detail may not add to total because of rounding]

STCC code, description and mode of transportation	Value		Tons		Ton-miles ¹		Average miles per shipment ¹
	Number (million dollars)	Percent	Number (thousands)	Percent	Number (millions)	Percent	
STCC 284, SOAP OR OTHER DETERGENTS, CLEANING PREPARATIONS, COSMETICS, PERFUMES							
Total	81 137	100.0	32 013	100.0	17 498	100.0	447
Single Modes							
Parcel, U.S. Postal Service, or courier	6 357	7.8	431	1.3	220	1.3	628
Private truck	19 209	23.7	7 414	23.2	1 490	8.5	57
For-hire truck	49 108	60.5	20 614	64.4	11 396	65.1	503
Air	(S)	(S)	—	—	(S)	—	(S)
Rail	1 205	1.5	966	3.0	1 430	8.2	1 692
Inland water	—	—	—	—	—	—	—
Great Lakes	—	—	—	—	—	—	—
Deep sea water	—	—	—	—	—	—	—
Pipeline ²	—	—	—	—	—	—	—
Multiple Modes							
Private truck and for-hire truck	(S)	(S)	(S)	(S)	(S)	(S)	(S)
Truck and air	(S)	(S)	(S)	(S)	38	.2	1 464
Truck and rail	(S)	(S)	853	2.7	(S)	(S)	(S)
Truck and water	59	.1	13	—	36	.2	1 892
Truck and pipeline ²	—	—	—	—	—	—	—
Rail and water	—	—	—	—	—	—	—
Inland water and Great Lakes	—	—	—	—	—	—	—
Inland water and deep sea	(S)	—	(S)	—	(S)	.2	(S)
Other Modes							
Other and unknown modes	1 811	2.2	547	1.7	460	2.6	(S)
STCC 285, PAINTS, ENAMELS, LACQUERS, SHELLACS, OR VARNISHES							
Total	25 268	100.0	11 674	100.0	4 660	100.0	143
Single Modes							
Parcel, U.S. Postal Service, or courier	402	1.6	47	.4	21	.5	482
Private truck	9 044	35.8	4 216	36.1	773	16.6	32
For-hire truck	14 819	58.6	6 636	56.8	3 048	65.4	365
Air	(S)	—	—	—	—	—	(S)
Rail	243	1.0	290	2.5	299	6.4	1 354
Inland water	—	—	—	—	—	—	(S)
Great Lakes	—	—	—	—	—	—	—
Deep sea water	—	—	—	—	—	—	—
Pipeline ²	—	—	—	—	—	—	—
Multiple Modes							
Private truck and for-hire truck	56	.2	25	.2	10	.2	379
Truck and air	36	.1	6	—	7	.2	1 288
Truck and rail	48	.2	38	.3	(S)	(S)	(S)
Truck and water	103	.4	(S)	(S)	(S)	(S)	(S)
Truck and pipeline ²	—	—	—	—	—	—	—
Rail and water	—	—	—	—	—	—	—
Inland water and Great Lakes	—	—	—	—	—	—	—
Inland water and deep sea	(S)	—	(S)	—	(S)	.3	(S)
Other Modes							
Other and unknown modes	506	2.0	302	2.6	132	2.8	(S)
STCC 286, GUM OR WOOD CHEMICALS							
Total	2 361	100.0	1 703	100.0	801	100.0	478
Single Modes							
Parcel, U.S. Postal Service, or courier	87	3.7	6	.4	(S)	(S)	(S)
Private truck	693	29.4	431	25.3	95	11.8	45
For-hire truck	1 440	61.0	1 054	61.9	534	66.6	266
Air	—	—	—	—	—	—	(S)
Rail	74	3.1	142	8.3	143	17.8	1 040
Inland water	—	—	—	—	—	—	—
Great Lakes	—	—	—	—	—	—	—
Deep sea water	—	—	—	—	—	—	—
Pipeline ²	—	—	—	—	—	—	—
Multiple Modes							
Private truck and for-hire truck	—	—	—	—	—	—	(S)
Truck and air	1	—	—	—	—	—	1 016
Truck and rail	(S)	(S)	(S)	(S)	(S)	.6	(S)
Truck and water	(S)	(S)	(S)	(S)	(S)	.9	(S)
Truck and pipeline ²	—	—	—	—	—	—	—
Rail and water	—	—	—	—	—	—	—
Inland water and Great Lakes	—	—	—	—	—	—	—
Inland water and deep sea	(S)	(S)	(S)	(S)	(S)	.5	(S)
Other Modes							
Other and unknown modes	50	2.1	56	3.3	4	.5	(S)

Table 6b. Shipment Characteristics by Three-Digit Commodity and Mode of Transportation for the United States: 1993—Con.

[For explanation of terms and meaning of abbreviations and symbols, see introductory text. Detail may not add to total because of rounding]

STCC code, description and mode of transportation	Value		Tons		Ton-miles ¹		Average miles per shipment ¹
	Number (million dollars)	Percent	Number (thousands)	Percent	Number (millions)	Percent	
STCC 287, AGRICULTURAL CHEMICALS							
Total	34 210	100.0	83 892	100.0	33 700	100.0	161
Single Modes							
Parcel, U.S. Postal Service, or courier	430	1.3	32	—	16	—	600
Private truck	16 044	46.9	32 377	38.6	2 257	6.7	65
For-hire truck	12 487	36.5	15 244	18.2	3 432	10.2	351
Air	(S)	—	—	—	—	—	(S)
Rail	2 424	7.1	15 747	18.8	10 111	30.0	702
Inland water	533	1.6	4 989	5.9	4 399	13.1	667
Great Lakes	—	—	—	—	—	—	—
Deep sea water	—	—	—	—	—	—	—
Pipeline ²	—	—	—	—	—	—	—
Multiple Modes							
Private truck and for-hire truck	(S)	(S)	(S)	(S)	(S)	.1	(S)
Truck and air	5	—	—	—	1	—	2 205
Truck and rail	131	.4	151	.2	(S)	.9	(S)
Truck and water	(S)	(S)	(S)	(S)	216	.6	1 461
Truck and pipeline ²	—	—	—	—	—	—	—
Rail and water	(S)	(S)	(S)	(S)	(S)	(S)	(S)
Inland water and Great Lakes	—	—	—	—	—	—	—
Inland water and deep sea	415	1.2	(S)	(S)	6 965	20.7	(S)
Other Modes							
Other and unknown modes	1 523	4.5	7 354	8.8	5 598	16.6	354
STCC 289, MISCELLANEOUS CHEMICAL PRODUCTS							
Total	41 881	100.0	41 064	100.0	15 517	100.0	343
Single Modes							
Parcel, U.S. Postal Service, or courier	2 694	6.4	142	.3	67	.4	491
Private truck	9 602	22.9	9 927	24.2	1 711	11.0	50
For-hire truck	24 134	57.6	17 161	41.8	7 987	51.5	444
Air	7	—	—	—	—	—	1 847
Rail	1 999	4.8	5 109	12.4	4 537	29.2	930
Inland water	145	.3	(S)	(S)	(S)	.9	(S)
Great Lakes	—	—	—	—	—	—	—
Deep sea water	—	—	—	—	—	—	—
Pipeline ²	(S)	—	(S)	(S)	—	—	(S)
Multiple Modes							
Private truck and for-hire truck	11	—	(S)	(S)	(S)	—	(S)
Truck and air	741	1.8	73	.2	94	.6	1 359
Truck and rail	(S)	(S)	152	.4	237	1.5	1 431
Truck and water	44	.1	(S)	(S)	(S)	.7	(S)
Truck and pipeline ²	—	—	—	—	—	—	—
Rail and water	—	—	—	—	—	—	—
Inland water and Great Lakes	—	—	—	—	—	—	—
Inland water and deep sea	(S)	(S)	(S)	(S)	(S)	.2	(S)
Other Modes							
Other and unknown modeS	1 416	3.4	(S)	(S)	604	3.9	221
STCC 291, PRODUCTS OF PETROLEUM REFINING							
Total	338 184	100.0	1 602 681	100.0	228 290	100.0	102
Single Modes							
Parcel, U.S. Postal Service, or courier	257	.1	56	—	29	—	1 662
Private truck	134 597	39.8	535 437	33.4	21 206	9.3	27
For-hire truck	65 876	19.5	312 080	19.5	21 607	9.5	90
Air	—	—	—	—	—	—	(S)
Rail	9 077	2.7	45 484	—	19 180	8.4	539
Inland water	16 055	4.7	110 395	6.9	20 051	8.8	(S)
Great Lakes	(D)	(D)	(D)	(D)	(D)	(D)	(D)
Deep sea water	—	—	—	—	—	—	—
Pipeline ²	81 022	24.0	424 611	26.5	(S)	(S)	(S)
Multiple Modes							
Private truck and for-hire truck	(S)	(S)	(S)	(S)	(S)	.2	(S)
Truck and air	6	—	3	—	2	—	1 108
Truck and rail	55	—	(S)	—	(S)	.1	(S)
Truck and water	(S)	(S)	7 925	.5	2 397	1.0	(S)
Truck and pipeline ²	(S)	(S)	(S)	(S)	(S)	.5	(S)
Rail and water	(D)	(D)	(D)	(D)	(D)	(D)	(D)
Inland water and Great Lakes	(S)	(S)	(S)	(S)	(S)	(S)	(S)
Inland water and deep sea	13 321	3.9	79 168	4.9	61 030	26.7	977
Other Modes							
Other and unknown modes	11 048	3.3	65 596	4.1	14 424	6.3	55

Table 6b. **Shipment Characteristics by Three-Digit Commodity and Mode of Transportation for the United States: 1993—Con.**

[For explanation of terms and meaning of abbreviations and symbols, see introductory text. Detail may not add to total because of rounding]

STCC code, description and mode of transportation	Value		Tons		Ton-miles ¹		Average miles per shipment ¹
	Number (million dollars)	Percent	Number (thousands)	Percent	Number (millions)	Percent	
STCC 295, PAVING OR ROOFING MATERIALS							
Total	13 322	100.0	116 715	100.0	19 347	100.0	66
Single Modes							
Parcel, U.S. Postal Service, or courier	(S)	(S)	(S)	—	—	—	285
Private truck	6 352	47.7	51 220	43.9	2 788	14.4	34
For-hire truck	3 778	28.4	39 421	33.8	4 336	22.4	123
Air	—	—	—	—	—	—	—
Rail	819	6.1	5 264	4.5	3 562	18.4	549
Inland water	(S)	(S)	(S)	(S)	(S)	.1	(S)
Great Lakes	(S)	(S)	(S)	(S)	(S)	(S)	(S)
Deep sea water	—	—	—	—	—	—	—
Pipeline ²	—	—	—	—	—	—	—
Multiple Modes							
Private truck and for-hire truck	478	3.6	1 363	1.2	135	.7	105
Truck and air	—	—	—	—	—	—	(S)
Truck and rail	(S)	—	(S)	—	8	—	596
Truck and water	(S)	(S)	(S)	(S)	(S)	(S)	(S)
Truck and pipeline ²	—	—	—	—	—	—	—
Rail and water	—	—	—	—	—	—	—
Inland water and Great Lakes	—	—	(S)	—	—	—	(S)
Inland water and deep sea	(S)	—	(S)	—	(S)	—	(S)
Other Modes							
Other and unknown modes	433	3.3	6 486	5.6	(S)	(S)	(S)
STCC 299, MISCELLANEOUS COAL OR PETROLEUM PRODUCTS							
Total	7 965	100.0	166 437	100.0	39 445	100.0	149
Single Modes							
Parcel, U.S. Postal Service, or courier	72	.9	11	—	4	—	378
Private truck	1 094	13.7	8 449	5.1	858	2.2	52
For-hire truck	2 411	30.3	46 082	27.7	4 079	10.3	125
Air	—	—	—	—	—	—	(S)
Rail	2 992	37.6	85 497	51.4	24 818	62.9	478
Inland water	336	4.2	5 467	3.3	2 743	7.0	612
Great Lakes	—	—	—	—	—	—	—
Deep sea water	—	—	—	—	—	—	—
Pipeline ²	(S)	(S)	(S)	—	(S)	—	(S)
Multiple Modes							
Private truck and for-hire truck	(S)	(S)	(S)	(S)	(S)	.2	(S)
Truck and air	2	—	—	—	—	—	(S)
Truck and rail	(S)	(S)	(S)	(S)	(S)	(S)	(S)
Truck and water	19	.2	800	.5	1 006	2.5	1 456
Truck and pipeline ²	—	—	—	—	—	—	—
Rail and water	194	2.4	5 727	3.4	4 479	11.4	846
Inland water and Great Lakes	7	.1	58	—	153	.4	2 620
Inland water and deep sea	(S)	—	(S)	(S)	(S)	(S)	(S)
Other Modes							
Other and unknown modes	733	9.2	10 930	6.6	362	.9	42
STCC 301, RUBBER TIRES OR INNER TUBES							
Total	41 604	100.0	14 024	100.0	6 457	100.0	207
Single Modes							
Parcel, U.S. Postal Service, or courier	507	1.2	64	.5	29	.4	394
Private truck	10 424	25.1	5 125	36.5	596	9.2	62
For-hire truck	27 440	66.0	7 839	55.9	4 467	69.2	496
Air	—	—	—	—	—	—	—
Rail	1 349	3.2	371	2.6	499	7.7	1 446
Inland water	—	—	—	—	—	—	—
Great Lakes	—	—	—	—	—	—	—
Deep sea water	—	—	—	—	—	—	—
Pipeline ²	—	—	—	—	—	—	—
Multiple Modes							
Private truck and for-hire truck	(S)	—	(S)	—	—	—	(S)
Truck and air	8	—	(S)	—	(S)	—	(S)
Truck and rail	(S)	(S)	(S)	(S)	(S)	(S)	(S)
Truck and water	(S)	—	(S)	—	(S)	.2	(S)
Truck and pipeline ²	—	—	—	—	—	—	—
Rail and water	—	—	—	—	—	—	—
Inland water and Great Lakes	—	—	—	—	—	—	—
Inland water and deep sea	9	—	(S)	—	(S)	—	(S)
Other Modes							
Other and unknown modes	691	1.7	225	1.6	174	2.7	107

Table 6b. **Shipment Characteristics by Three-Digit Commodity and Mode of Transportation for the United States: 1993—Con.**

[For explanation of terms and meaning of abbreviations and symbols, see introductory text. Detail may not add to total because of rounding]

STCC code, description and mode of transportation	Value		Tons		Ton-miles ¹		Average miles per shipment ¹
	Number (million dollars)	Percent	Number (thousands)	Percent	Number (millions)	Percent	
STCC 302, RUBBER OR PLASTIC FOOTWEAR							
Total	7 533	100.0	584	100.0	473	100.0	806
Single Modes							
Parcel, U.S. Postal Service, or courier	1 019	13.5	51	8.7	49	10.3	872
Private truck	1 243	16.5	177	30.3	55	11.6	308
For-hire truck	4 766	63.3	320	54.8	301	63.6	862
Air	—	—	—	—	—	—	(S)
Rail	(S)	(S)	(S)	(S)	(S)	(S)	(S)
Inland water	—	—	—	—	—	—	—
Great Lakes	—	—	—	—	—	—	—
Deep sea water	—	—	—	—	—	—	—
Pipeline ²	—	—	—	—	—	—	—
Multiple Modes							
Private truck and for-hire truck	(S)	(S)	(S)	(S)	—	.1	(S)
Truck and air	(S)	(S)	—	—	—	.1	(S)
Truck and rail	(S)	(S)	(S)	(S)	(S)	(S)	(S)
Truck and water	(S)	(S)	(S)	(S)	(S)	(S)	(S)
Truck and pipeline ²	—	—	—	—	—	—	—
Rail and water	—	—	—	—	—	—	—
Inland water and Great Lakes	—	—	—	—	—	—	—
Inland water and deep sea	—	—	—	—	—	—	—
Other Modes							
Other and unknown modes	(S)	(S)	(S)	(S)	(S)	(S)	(S)
STCC 303, RECLAIMED RUBBER							
Total	99	100.0	143	100.0	(S)	(S)	(S)
Single Modes							
Parcel, U.S. Postal Service, or courier	—	.5	—	.1	—	.1	1 002
Private truck	44	44.3	38	26.4	15	22.3	(S)
For-hire truck	(S)	(S)	105	73.2	(S)	(S)	(S)
Air	—	—	—	—	—	—	—
Rail	—	—	—	—	—	—	—
Inland water	—	—	—	—	—	—	—
Great Lakes	—	—	—	—	—	—	—
Deep sea water	—	—	—	—	—	—	—
Pipeline ²	—	—	—	—	—	—	—
Multiple Modes							
Private truck and for-hire truck	—	—	—	—	—	—	—
Truck and air	—	—	—	—	—	—	—
Truck and rail	—	—	—	—	—	—	—
Truck and water	—	—	—	—	—	—	—
Truck and pipeline ²	—	—	—	—	—	—	—
Rail and water	—	—	—	—	—	—	—
Inland water and Great Lakes	—	—	—	—	—	—	—
Inland water and deep sea	—	—	—	—	—	—	—
Other Modes							
Other and unknown modes	(S)	(S)	—	(S)	(S)	(S)	(S)
STCC 304, RUBBER OR PLASTIC HOSE OR BELTING							
Total	7 031	100.0	1 142	100.0	654	100.0	276
Single Modes							
Parcel, U.S. Postal Service, or courier	978	13.9	51	4.5	21	3.3	438
Private truck	1 589	22.6	215	18.8	53	8.1	33
For-hire truck	4 158	59.1	836	73.3	548	83.8	571
Air	(S)	(S)	—	—	—	—	(S)
Rail	(S)	—	(S)	(S)	(S)	.2	(S)
Inland water	—	—	—	—	—	—	—
Great Lakes	—	—	—	—	—	—	—
Deep sea water	—	—	—	—	—	—	—
Pipeline ²	—	—	—	—	—	—	—
Multiple Modes							
Private truck and for-hire truck	(S)	—	—	—	—	—	(S)
Truck and air	58	.8	2	.2	3	.4	1 113
Truck and rail	(S)	(S)	(S)	(S)	(S)	(S)	(S)
Truck and water	(S)	—	—	—	—	—	(S)
Truck and pipeline ²	—	—	—	—	—	—	—
Rail and water	—	—	—	—	—	—	—
Inland water and Great Lakes	—	—	—	—	—	—	—
Inland water and deep sea	—	—	—	—	—	—	—
Other Modes							
Other and unknown modes	231	3.3	31	2.7	17	2.6	87

Table 6b. Shipment Characteristics by Three-Digit Commodity and Mode of Transportation for the United States: 1993—Con.

[For explanation of terms and meaning of abbreviations and symbols, see introductory text. Detail may not add to total because of rounding]

STCC code, description and mode of transportation	Value		Tons		Ton-miles ¹		Average miles per shipment ¹
	Number (million dollars)	Percent	Number (thousands)	Percent	Number (millions)	Percent	
STCC 306, MISCELLANEOUS FABRICATED RUBBER PRODUCTS							
Total	13 096	100.0	3 061	100.0	1 249	100.0	395
Single Modes							
Parcel, U.S. Postal Service, or courier	2 658	20.3	104	3.4	62	5.0	533
Private truck	4 009	30.6	1 351	44.1	251	20.1	55
For-hire truck	5 844	44.6	1 490	48.7	838	67.0	527
Air	(S)	—	—	—	—	—	1 031
Rail	(S)	(S)	(S)	(S)	10	.8	1 001
Inland water	—	—	—	—	—	—	—
Great Lakes	—	—	—	—	—	—	—
Deep sea water	—	—	—	—	—	—	(S)
Pipeline ²	—	—	—	—	—	—	—
Multiple Modes							
Private truck and for-hire truck	(S)	—	(S)	(S)	(S)	—	(S)
Truck and air	99	.8	4	.1	5	.4	1 526
Truck and rail	(S)	(S)	(S)	(S)	(S)	(S)	(S)
Truck and water	(S)	(S)	(S)	(S)	(S)	(S)	(S)
Truck and pipeline ²	—	—	—	—	—	—	—
Rail and water	—	—	—	—	—	—	—
Inland water and Great Lakes	—	—	—	—	—	—	—
Inland water and deep sea	(S)	—	(S)	—	(S)	.3	(S)
Other Modes							
Other and unknown modes	407	3.1	71	2.3	36	2.9	340
STCC 307, MISCELLANEOUS PLASTIC PRODUCTS							
Total	105 904	100.0	33 395	100.0	16 627	100.0	527
Single Modes							
Parcel, U.S. Postal Service, or courier	8 782	8.3	634	1.9	457	2.7	868
Private truck	28 436	26.9	9 676	29.0	1 877	11.3	66
For-hire truck	64 106	60.5	21 837	65.4	13 183	79.3	568
Air	8	—	1	—	1	—	926
Rail	1 077	1.0	456	1.4	568	3.4	1 292
Inland water	—	—	—	—	—	—	—
Great Lakes	—	—	—	—	—	—	—
Deep sea water	(S)	—	—	—	—	—	(S)
Pipeline ²	—	—	—	—	—	—	—
Multiple Modes							
Private truck and for-hire truck	152	.1	55	.2	24	.1	255
Truck and air	679	.6	41	.1	55	.3	1 413
Truck and rail	168	.2	72	.2	132	.8	2 039
Truck and water	45	—	20	.1	45	.3	1 602
Truck and pipeline ²	—	—	—	—	—	—	—
Rail and water	—	—	—	—	—	—	—
Inland water and Great Lakes	—	—	—	—	—	—	—
Inland water and deep sea	24	—	9	—	14	.1	1 592
Other Modes							
Other and unknown modes	2 427	2.3	595	1.8	271	1.6	102
STCC 311, LEATHER							
Total	4 706	100.0	440	100.0	351	100.0	767
Single Modes							
Parcel, U.S. Postal Service, or courier	315	6.7	11	2.5	9	2.4	816
Private truck	1 797	38.2	155	35.2	68	19.4	608
For-hire truck	2 386	50.7	260	59.0	257	73.3	800
Air	—	—	—	—	—	—	(S)
Rail	(S)	(S)	(S)	(S)	(S)	.5	(S)
Inland water	—	—	—	—	—	—	—
Great Lakes	—	—	—	—	—	—	—
Deep sea water	—	—	—	—	—	—	—
Pipeline ²	—	—	—	—	—	—	—
Multiple Modes							
Private truck and for-hire truck	—	—	—	—	—	—	—
Truck and air	(S)	(S)	—	(S)	(S)	.2	(S)
Truck and rail	(S)	(S)	(S)	(S)	(S)	.5	(S)
Truck and water	—	—	—	—	—	.1	(S)
Truck and pipeline ²	—	—	—	—	—	—	—
Rail and water	—	—	—	—	—	—	—
Inland water and Great Lakes	—	—	—	—	—	—	—
Inland water and deep sea	(S)	(S)	—	(S)	(S)	.3	(S)
Other Modes							
Other and unknown modes	(S)	(S)	12	2.7	(S)	(S)	(S)

Table 6b. Shipment Characteristics by Three-Digit Commodity and Mode of Transportation for the United States: 1993—Con.

[For explanation of terms and meaning of abbreviations and symbols, see introductory text. Detail may not add to total because of rounding]

STCC code, description and mode of transportation	Value		Tons		Ton-miles ¹		Average miles per shipment ¹
	Number (million dollars)	Percent	Number (thousands)	Percent	Number (millions)	Percent	
STCC 312, INDUSTRIAL LEATHER BELTING							
Total	32	100.0	1	100.0	(S)	(S)	(S)
Single Modes							
Parcel, U.S. Postal Service, or courier	10	31.4	—	25.0	—	14.5	453
Private truck	(S)	(S)	—	(S)	—	(S)	(S)
For-hire truck	(S)	(S)	—	(S)	(S)	(S)	(S)
Air	—	—	—	—	—	—	—
Rail	—	—	—	—	—	—	—
Inland water	—	—	—	—	—	—	—
Great Lakes	—	—	—	—	—	—	—
Deep sea water	—	—	—	—	—	—	—
Pipeline ²	—	—	—	—	—	—	—
Multiple Modes							
Private truck and for-hire truck	—	—	—	—	—	—	—
Truck and air	(S)	(S)	—	(S)	—	.3	(S)
Truck and rail	—	—	—	—	—	—	—
Truck and water	—	—	—	—	—	—	—
Truck and pipeline ²	—	—	—	—	—	—	—
Rail and water	—	—	—	—	—	—	—
Inland water and Great Lakes	—	—	—	—	—	—	—
Inland water and deep sea	—	—	—	—	—	—	—
Other Modes							
Other and unknown modes	—	(S)	—	(S)	—	—	(S)
STCC 313, BOOT OR SHOE CUT STOCK OR FINDINGS							
Total	(S)	(S)	236	100.0	(S)	(S)	(S)
Single Modes							
Parcel, U.S. Postal Service, or courier	(S)	(S)	7	2.9	6	2.6	529
Private truck	(S)	(S)	123	52.2	31	14.4	151
For-hire truck	(S)	(S)	(S)	(S)	(S)	(S)	(S)
Air	—	—	—	—	—	—	—
Rail	(S)	(S)	(S)	(S)	(S)	(S)	(S)
Inland water	—	—	—	—	—	—	—
Great Lakes	—	—	—	—	—	—	—
Deep sea water	—	—	—	—	—	—	—
Pipeline ²	—	—	—	—	—	—	—
Multiple Modes							
Private truck and for-hire truck	—	—	—	—	—	—	—
Truck and air	(S)	(S)	—	—	—	.1	(S)
Truck and rail	—	—	—	—	—	—	—
Truck and water	(S)	(S)	(S)	(S)	(S)	(S)	(S)
Truck and pipeline ²	—	—	—	—	—	—	—
Rail and water	—	—	—	—	—	—	—
Inland water and Great Lakes	—	—	—	—	—	—	—
Inland water and deep sea	—	—	—	—	—	—	—
Other Modes							
Other and unknown modes	9	.2	1	.3	—	.1	331
STCC 314, FOOTWEAR, LEATHER, OR OTHER MATERIALS							
Total	34 917	100.0	1 366	100.0	1 307	100.0	985
Single Modes							
Parcel, U.S. Postal Service, or courier	3 835	11.0	115	8.5	119	9.1	939
Private truck	4 130	11.8	214	15.6	128	9.8	547
For-hire truck	23 746	68.0	922	67.5	866	66.3	1 107
Air	(S)	(S)	(S)	(S)	(S)	.8	(S)
Rail	(S)	(S)	(S)	(S)	(S)	(S)	(S)
Inland water	—	—	—	—	—	—	—
Great Lakes	—	—	—	—	—	—	—
Deep sea water	—	—	—	—	—	—	—
Pipeline ²	—	—	—	—	—	—	—
Multiple Modes							
Private truck and for-hire truck	(S)	(S)	(S)	—	—	—	(S)
Truck and air	299	.9	9	.6	15	1.2	1 597
Truck and rail	—	—	—	—	—	—	—
Truck and water	(S)	—	—	—	—	—	(S)
Truck and pipeline ²	—	—	—	—	—	—	—
Rail and water	—	—	—	—	—	—	—
Inland water and Great Lakes	—	—	—	—	—	—	—
Inland water and deep sea	—	—	—	—	—	—	—
Other Modes							
Other and unknown modes	2 463	7.1	86	6.3	139	10.7	1 810

Table 6b. **Shipment Characteristics by Three-Digit Commodity and Mode of Transportation for the United States: 1993—Con.**

[For explanation of terms and meaning of abbreviations and symbols, see introductory text. Detail may not add to total because of rounding]

STCC code, description and mode of transportation	Value		Tons		Ton-miles ¹		Average miles per shipment ¹
	Number (million dollars)	Percent	Number (thousands)	Percent	Number (millions)	Percent	
STCC 315, LEATHER GLOVES OR MITTENS							
Total	556	100.0	35	100.0	14	100.0	377
Single Modes							
Parcel, U.S. Postal Service, or courier	206	37.1	9	26.9	5	33.9	571
Private truck	83	15.0	7	19.2	1	5.5	26
For-hire truck	253	45.6	18	51.4	8	58.7	311
Air	—	—	—	—	—	—	(S)
Rail	—	—	—	—	—	—	—
Inland water	—	—	—	—	—	—	—
Great Lakes	—	—	—	—	—	—	—
Deep sea water	—	—	—	—	—	—	—
Pipeline ²	—	—	—	—	—	—	—
Multiple Modes							
Private truck and for-hire truck	—	—	—	—	—	—	—
Truck and air	(S)	(S)	—	(S)	—	.4	(S)
Truck and rail	—	—	—	—	—	—	—
Truck and water	—	—	—	—	—	—	—
Truck and pipeline ²	—	—	—	—	—	—	—
Rail and water	—	—	—	—	—	—	—
Inland water and Great Lakes	—	—	—	—	—	—	—
Inland water and deep sea	—	—	—	—	—	—	—
Other Modes							
Other and unknown modes	11	1.9	(S)	(S)	—	(S)	(S)
STCC 316, LUGGAGE OR HANDBAGS, LEATHER, OR OTHER MATERIALS							
Total	3 914	100.0	238	100.0	223	100.0	975
Single Modes							
Parcel, U.S. Postal Service, or courier	1 365	34.9	67	28.3	73	32.5	1 015
Private truck	304	7.8	(S)	(S)	14	6.1	468
For-hire truck	1 977	50.5	118	49.4	113	50.4	780
Air	—	—	—	—	—	—	—
Rail	(S)	(S)	(S)	(S)	(S)	(S)	(S)
Inland water	—	—	—	—	—	—	—
Great Lakes	—	—	—	—	—	—	—
Deep sea water	—	—	—	—	—	—	—
Pipeline ²	—	—	—	—	—	—	—
Multiple Modes							
Private truck and for-hire truck	—	—	—	—	—	—	—
Truck and air	(S)	(S)	(S)	(S)	(S)	.4	(S)
Truck and rail	—	—	—	—	—	—	—
Truck and water	—	—	—	—	—	—	—
Truck and pipeline ²	—	—	—	—	—	—	—
Rail and water	—	—	—	—	—	—	—
Inland water and Great Lakes	—	—	—	—	—	—	—
Inland water and deep sea	—	—	—	—	—	—	(S)
Other Modes							
Other and unknown modes	107	2.7	(S)	(S)	4	1.8	253
STCC 319, LEATHER GOODS, NEC							
Total	1 590	100.0	86	100.0	74	100.0	924
Single Modes							
Parcel, U.S. Postal Service, or courier	722	45.4	21	24.7	20	26.6	980
Private truck	121	7.6	8	9.5	5	6.6	173
For-hire truck	676	42.6	53	62.3	48	64.3	977
Air	—	—	—	—	—	—	(S)
Rail	—	—	—	—	—	—	(S)
Inland water	—	—	—	—	—	—	—
Great Lakes	—	—	—	—	—	—	—
Deep sea water	—	—	—	—	—	—	—
Pipeline ²	—	—	—	—	—	—	—
Multiple Modes							
Private truck and for-hire truck	—	—	—	—	—	—	—
Truck and air	7	.4	—	.2	—	.4	1 531
Truck and rail	—	—	—	—	—	—	—
Truck and water	(S)	(S)	—	(S)	—	—	(S)
Truck and pipeline ²	—	—	—	—	—	—	—
Rail and water	—	—	—	—	—	—	—
Inland water and Great Lakes	—	—	—	—	—	—	—
Inland water and deep sea	—	—	—	—	—	—	—
Other Modes							
Other and unknown modes	61	3.8	2	2.7	2	2.1	286

Table 6b. Shipment Characteristics by Three-Digit Commodity and Mode of Transportation for the United States: 1993—Con.

[For explanation of terms and meaning of abbreviations and symbols, see introductory text. Detail may not add to total because of rounding]

STCC code, description and mode of transportation	Value		Tons		Ton-miles ¹		Average miles per shipment ¹
	Number (million dollars)	Percent	Number (thousands)	Percent	Number (millions)	Percent	
STCC 321, FLAT GLASS							
Total	7 193	100.0	6 359	100.0	2 914	100.0	138
Single Modes							
Parcel, U.S. Postal Service, or courier	(D)	(D)	(D)	(D)	(D)	(D)	(D)
Private truck	2 413	33.6	1 792	28.2	478	16.4	68
For-hire truck	4 403	61.2	4 365	68.6	2 293	78.7	548
Air	(D)	(D)	(D)	(D)	(D)	(D)	(D)
Rail	(D)	(D)	(D)	(D)	(D)	(D)	(D)
Inland water	—	—	—	—	—	—	—
Great Lakes	—	—	—	—	—	—	—
Deep sea water	—	—	—	—	—	—	—
Pipeline ²	—	—	—	—	—	—	—
Multiple Modes							
Private truck and for-hire truck	(D)	(D)	(D)	(D)	(D)	(D)	(D)
Truck and air	(D)	(D)	(D)	(D)	(D)	(D)	(D)
Truck and rail	(D)	(D)	(D)	(D)	(D)	(D)	(D)
Truck and water	(D)	(D)	(D)	(D)	(D)	(D)	(D)
Truck and pipeline ²	—	—	—	—	—	—	—
Rail and water	—	—	—	—	—	—	—
Inland water and Great Lakes	—	—	—	—	—	—	—
Inland water and deep sea	(D)	(D)	(D)	(D)	(D)	(D)	(D)
Other Modes							
Other and unknown modes	(D)	(D)	(D)	(D)	(D)	(D)	(D)
STCC 322, GLASS AND GLASSWARE, PRESSED OR BLOWN							
Total	18 157	100.0	17 500	100.0	6 633	100.0	707
Single Modes							
Parcel, U.S. Postal Service, or courier	1 617	8.9	120	.7	99	1.5	912
Private truck	3 502	19.3	2 745	15.7	496	7.5	89
For-hire truck	11 660	64.2	13 366	76.4	5 526	83.3	689
Air	(D)	(D)	(D)	(D)	(D)	(D)	(D)
Rail	274	1.5	213	1.2	271	4.1	989
Inland water	—	—	—	—	—	—	—
Great Lakes	—	—	—	—	—	—	—
Deep sea water	—	—	—	—	—	—	—
Pipeline ²	—	—	—	—	—	—	—
Multiple Modes							
Private truck and for-hire truck	(S)	(S)	(S)	(S)	(S)	.1	(S)
Truck and air	(D)	(D)	(D)	(D)	(D)	(D)	(D)
Truck and rail	10	.1	10	.1	(S)	.3	(S)
Truck and water	(D)	(D)	(D)	(D)	(D)	(D)	(D)
Truck and pipeline ²	—	—	—	—	—	—	—
Rail and water	—	—	—	—	—	—	—
Inland water and Great Lakes	—	—	—	—	—	—	—
Inland water and deep sea	(D)	(D)	(D)	(D)	(D)	(D)	(D)
Other Modes							
Other and unknown modes	853	4.7	1 009	5.8	196	3.0	904
STCC 324, HYDRAULIC CEMENT							
Total	8 632	100.0	174 666	100.0	16 647	100.0	64
Single Modes							
Parcel, U.S. Postal Service, or courier	2	—	2	—	(S)	—	(S)
Private truck	4 568	52.9	105 995	60.7	5 286	31.8	41
For-hire truck	3 081	35.7	50 262	28.8	5 420	32.6	113
Air	(D)	(D)	(D)	(D)	(D)	(D)	(D)
Rail	494	5.7	9 949	5.7	3 513	21.1	339
Inland water	(D)	(D)	(D)	(D)	(D)	(D)	(D)
Great Lakes	(D)	(D)	(D)	(D)	(D)	(D)	(D)
Deep sea water	—	—	—	—	—	—	—
Pipeline ²	—	—	—	—	—	—	—
Multiple Modes							
Private truck and for-hire truck	(D)	(D)	(D)	(D)	(D)	(D)	(D)
Truck and air	—	—	—	—	—	—	—
Truck and rail	(D)	(D)	(D)	(D)	(D)	(D)	(D)
Truck and water	(D)	(D)	(D)	(D)	(D)	(D)	(D)
Truck and pipeline ²	—	—	—	—	—	—	—
Rail and water	—	—	—	—	—	—	—
Inland water and Great Lakes	—	—	—	—	—	—	—
Inland water and deep sea	(D)	(D)	(D)	(D)	(D)	(D)	(D)
Other Modes							
Other and unknown modes	(D)	(D)	(D)	(D)	(D)	(D)	(D)

Table 6b. Shipment Characteristics by Three-Digit Commodity and Mode of Transportation for the United States: 1993—Con.

[For explanation of terms and meaning of abbreviations and symbols, see introductory text. Detail may not add to total because of rounding.]

STCC code, description and mode of transportation	Value		Tons		Ton-miles ¹		Average miles per shipment ¹
	Number (million dollars)	Percent	Number (thousands)	Percent	Number (millions)	Percent	
STCC 325, STRUCTURAL CLAY PRODUCTS							
Total	7 139	100.0	30 153	100.0	6 348	100.0	252
Single Modes							
Parcel, U.S. Postal Service, or courier	111	1.6	20	.1	10	.2	659
Private truck	2 956	41.4	17 146	56.9	1 408	22.2	57
For-hire truck	3 713	52.0	11 182	37.1	3 752	59.1	336
Air	(D)	(D)	(D)	(D)	(D)	(D)	(D)
Rail	183	2.6	1 481	4.9	1 087	17.1	438
Inland water	(S)	—	(S)	—	—	—	(S)
Great Lakes	—	—	—	—	—	—	—
Deep sea water	—	—	—	—	—	—	—
Pipeline ²	—	—	—	—	—	—	—
Multiple Modes							
Private truck and for-hire truck	(D)	(D)	(D)	(D)	(D)	(D)	(D)
Truck and air	11	.2	2	—	(S)	—	(S)
Truck and rail	(D)	(D)	(D)	(D)	(D)	(D)	(D)
Truck and water	(D)	(D)	(D)	(D)	(D)	(D)	(D)
Truck and pipeline ²	—	—	—	—	—	—	—
Rail and water	—	—	—	—	—	—	—
Inland water and Great Lakes	—	—	—	—	—	—	—
Inland water and deep sea	—	—	—	—	—	—	—
Other Modes							
Other and unknown modes	(D)	(D)	(D)	(D)	(D)	(D)	(D)
STCC 326, POTTERY OR RELATED PRODUCTS							
Total	7 241	100.0	1 843	100.0	1 267	100.0	855
Single Modes							
Parcel, U.S. Postal Service, or courier	1 412	19.5	120	6.5	120	9.4	1 031
Private truck	2 080	28.7	500	27.1	89	7.0	125
For-hire truck	3 374	46.6	1 115	60.5	900	71.0	921
Air	(D)	(D)	(D)	(D)	(D)	(D)	(D)
Rail	(D)	(D)	(D)	(D)	(D)	(D)	(D)
Inland water	—	—	—	—	—	—	—
Great Lakes	—	—	—	—	—	—	—
Deep sea water	—	—	—	—	—	—	—
Pipeline ²	—	—	—	—	—	—	—
Multiple Modes							
Private truck and for-hire truck	(D)	(D)	(D)	(D)	(D)	(D)	(D)
Truck and air	(D)	(D)	(D)	(D)	(D)	(D)	(D)
Truck and rail	(D)	(D)	(D)	(D)	(D)	(D)	(D)
Truck and water	(D)	(D)	(D)	(D)	(D)	(D)	(D)
Truck and pipeline ²	—	—	—	—	—	—	—
Rail and water	—	—	—	—	—	—	—
Inland water and Great Lakes	—	—	—	—	—	—	—
Inland water and deep sea	(D)	(D)	(D)	(D)	(D)	(D)	(D)
Other Modes							
Other and unknown modes	(D)	(D)	(D)	(D)	(D)	(D)	(D)
STCC 327, CONCRETE, GYPSUM, OR PLASTER PRODUCTS							
Total	21 720	100.0	447 858	100.0	21 189	100.0	64
Single Modes							
Parcel, U.S. Postal Service, or courier	116	.5	16	—	15	.1	1 079
Private truck	15 451	71.1	374 357	83.6	7 830	37.0	21
For-hire truck	5 517	25.4	52 811	11.8	8 214	38.8	185
Air	(D)	(D)	(D)	(D)	(D)	(D)	(D)
Rail	189	.9	3 393	.8	1 949	9.2	623
Inland water	(D)	(D)	(D)	(D)	(D)	(D)	(D)
Great Lakes	—	—	—	—	—	—	—
Deep sea water	—	—	—	—	—	—	—
Pipeline ²	—	—	—	—	—	—	—
Multiple Modes							
Private truck and for-hire truck	(D)	(D)	(D)	(D)	(D)	(D)	(D)
Truck and air	(D)	(D)	(D)	(D)	(D)	(D)	(D)
Truck and rail	(D)	(D)	(D)	(D)	(D)	(D)	(D)
Truck and water	(D)	(D)	(D)	(D)	(D)	(D)	(D)
Truck and pipeline ²	—	—	—	—	—	—	—
Rail and water	—	—	—	—	—	—	—
Inland water and Great Lakes	—	—	—	—	—	—	—
Inland water and deep sea	(D)	(D)	(D)	(D)	(D)	(D)	(D)
Other Modes							
Other and unknown modes	(D)	(D)	(D)	(D)	(D)	(D)	(D)

Table 6b. Shipment Characteristics by Three-Digit Commodity and Mode of Transportation for the United States: 1993—Con.

[For explanation of terms and meaning of abbreviations and symbols, see introductory text. Detail may not add to total because of rounding]

STCC code, description and mode of transportation	Value		Tons		Ton-miles ¹		Average miles per shipment ¹
	Number (million dollars)	Percent	Number (thousands)	Percent	Number (millions)	Percent	
STCC 328, CUT STONE OR STONE PRODUCTS							
Total	2 488	100.0	69 698	100.0	8 797	100.0	178
Single Modes							
Parcel, U.S. Postal Service, or courier	(D)	(D)	(D)	(D)	(D)	(D)	(D)
Private truck	(D)	(D)	(D)	(D)	(D)	(D)	(D)
For-hire truck	1 162	46.7	22 364	32.1	1 523	17.3	187
Air	(D)	(D)	(D)	(D)	(D)	(D)	(D)
Rail	(D)	(D)	(D)	(D)	(D)	(D)	(D)
Inland water	(D)	(D)	(D)	(D)	(D)	(D)	(D)
Great Lakes	-	-	-	-	-	-	-
Deep sea water	-	-	-	-	-	-	-
Pipeline ²	-	-	-	-	-	-	-
Multiple Modes							
Private truck and for-hire truck	(D)	(D)	(D)	(D)	(D)	(D)	(D)
Truck and air	(D)	(D)	(D)	(D)	(D)	(D)	(D)
Truck and rail	(D)	(D)	(D)	(D)	(D)	(D)	(D)
Truck and water	(D)	(D)	(D)	(D)	(D)	(D)	(D)
Truck and pipeline ²	-	-	-	-	-	-	-
Rail and water	-	-	-	-	-	-	-
Inland water and Great Lakes	-	-	-	-	-	-	-
Inland water and deep sea	-	-	-	-	-	-	-
Other Modes							
Other and unknown modes	(D)	(D)	(D)	(D)	(D)	(D)	(D)
STCC 329, ABRASIVE, ASBESTOS PRODUCTS, OR MISCELLANEOUS NONMETALLIC MINERAL PRODUCTS							
Total	18 795	100.0	51 404	100.0	20 236	100.0	340
Single Modes							
Parcel, U.S. Postal Service, or courier	2 343	12.5	83	.2	40	.2	467
Private truck	(D)	(D)	(D)	(D)	(D)	(D)	(D)
For-hire truck	7 757	41.3	24 084	46.9	7 779	38.4	562
Air	(D)	(D)	(D)	(D)	(D)	(D)	(D)
Rail	(D)	(D)	(D)	(D)	(D)	(D)	(D)
Inland water	(D)	(D)	(D)	(D)	(D)	(D)	(D)
Great Lakes	(D)	(D)	(D)	(D)	(D)	(D)	(D)
Deep sea water	-	-	-	-	-	-	-
Pipeline ²	(S)	-	(S)	-	-	-	(S)
Multiple Modes							
Private truck and for-hire truck	(D)	(D)	(D)	(D)	(D)	(D)	(D)
Truck and air	(D)	(D)	(D)	(D)	(D)	(D)	(D)
Truck and rail	(D)	(D)	(D)	(D)	(D)	(D)	(D)
Truck and water	(D)	(D)	(D)	(D)	(D)	(D)	(D)
Truck and pipeline ²	-	-	-	-	-	-	-
Rail and water	(S)	-	(S)	-	-	-	(S)
Inland water and Great Lakes	-	-	-	-	-	-	-
Inland water and deep sea	(D)	(D)	(D)	(D)	(D)	(D)	(D)
Other Modes							
Other and unknown modes	(D)	(D)	(D)	(D)	(D)	(D)	(D)
STCC 331, STEEL WORKS, ROLLING MILL, OR OTHER REDUCTION PLANT PRODUCTS							
Total	114 512	100.0	207 869	100.0	68 647	100.0	199
Single Modes							
Parcel, U.S. Postal Service, or courier	1 806	1.6	129	.1	63	.1	517
Private truck	33 278	29.1	55 056	26.5	6 397	9.3	61
For-hire truck	63 476	55.4	110 674	53.2	32 121	46.8	315
Air	(D)	(D)	(D)	(D)	(D)	(D)	(D)
Rail	11 748	10.3	33 816	16.3	24 277	35.4	742
Inland water	903	.8	2 662	1.3	2 156	3.1	909
Great Lakes	-	-	-	-	-	-	-
Deep sea water	-	-	-	-	-	-	-
Pipeline ²	-	-	-	-	-	-	-
Multiple Modes							
Private truck and for-hire truck	156	.1	256	.1	(S)	.1	(S)
Truck and air	122	.1	15	-	23	-	1 870
Truck and rail	269	.2	383	.2	500	.7	1 154
Truck and water	232	.2	563	.3	681	1.0	1 266
Truck and pipeline ²	-	-	-	-	-	-	-
Rail and water	(D)	(D)	(D)	(D)	(D)	(D)	(D)
Inland water and Great Lakes	(S)	(S)	(S)	(S)	(S)	(S)	(S)
Inland water and deep sea	(D)	(D)	(D)	(D)	(D)	(D)	(D)
Other Modes							
Other and unknown modes	2 150	1.9	3 555	1.7	1 306	1.9	133

Table 6b. **Shipment Characteristics by Three-Digit Commodity and Mode of Transportation for the United States: 1993—Con.**

[For explanation of terms and meaning of abbreviations and symbols, see introductory text. Detail may not add to total because of rounding]

STCC code, description and mode of transportation	Value		Tons		Ton-miles ¹		Average miles per shipment ¹
	Number (million dollars)	Percent	Number (thousands)	Percent	Number (millions)	Percent	
STCC 332, IRON OR STEEL CASTINGS							
Total	19 361	100.0	15 330	100.0	5 489	100.0	262
Single Modes							
Parcel, U.S. Postal Service, or courier	957	4.9	59	.4	25	.5	454
Private truck	5 417	28.0	4 276	27.9	713	13.0	56
For-hire truck	12 045	62.2	9 296	60.6	4 032	73.5	437
Air	(D)	(D)	(D)	(D)	(3)	(D)	(D)
Rail	438	2.3	1 175	7.7	537	9.8	581
Inland water	(D)	(D)	(D)	(D)	(D)	(D)	(D)
Great Lakes	(D)	(D)	(D)	(D)	(D)	(D)	(D)
Deep sea water	(D)	(D)	(D)	(D)	(D)	(D)	(D)
Pipeline ²	—	—	—	—	—	—	—
Multiple Modes							
Private truck and for-hire truck	93	.5	123	.8	(S)	.4	(S)
Truck and air	(D)	(D)	(D)	(D)	(D)	(D)	(D)
Truck and rail	(D)	(D)	(D)	(D)	(D)	(D)	(D)
Truck and water	(D)	(D)	(D)	(D)	(D)	(D)	(D)
Truck and pipeline ²	—	—	—	—	—	—	—
Rail and water	—	—	—	—	—	—	—
Inland water and Great Lakes	—	—	—	—	—	—	—
Inland water and deep sea	(S)	(S)	(S)	(S)	(S)	.3	(S)
Other Modes							
Other and unknown modes	292	1.5	263	1.7	(S)	(S)	(S)
STCC 333, NONFERROUS METAL PRIMARY SMELTED PRODUCTS							
Total	16 746	100.0	12 149	100.0	8 002	100.0	346
Single Modes							
Parcel, U.S. Postal Service, or courier	57	.3	4	—	2	—	575
Private truck	1 763	10.5	1 841	15.2	360	4.5	65
For-hire truck	7 535	45.0	5 339	43.9	2 654	33.2	492
Air	(D)	(D)	(D)	(D)	(D)	(D)	(D)
Rail	5 287	31.6	3 824	31.5	4 197	52.4	1 067
Inland water	—	—	—	—	—	—	—
Great Lakes	—	—	—	—	—	—	—
Deep sea water	—	—	—	—	—	—	—
Pipeline ²	—	—	—	—	—	—	—
Multiple Modes							
Private truck and for-hire truck	(D)	(D)	(D)	(D)	(D)	(D)	(D)
Truck and air	(D)	(D)	(D)	(D)	(D)	(D)	(D)
Truck and rail	(S)	(S)	(S)	(S)	(S)	(S)	(S)
Truck and water	(S)	(S)	(S)	(S)	(S)	.7	(S)
Truck and pipeline ²	—	—	—	—	—	—	—
Rail and water	—	—	—	—	—	—	—
Inland water and Great Lakes	—	—	—	—	—	—	—
Inland water and deep sea	—	—	—	—	—	—	—
Other Modes							
Other and unknown modes	377	2.3	208	1.7	147	1.8	421
STCC 335, NONFERROUS METAL BASIC SHAPES							
Total	55 707	100.0	20 563	100.0	11 878	100.0	308
Single Modes							
Parcel, U.S. Postal Service, or courier	1 672	3.0	106	.5	52	.4	472
Private truck	15 405	27.7	6 052	29.4	1 404	11.8	79
For-hire truck	34 031	61.1	12 460	60.6	8 141	68.5	624
Air	(D)	(D)	(D)	(D)	(D)	(D)	(D)
Rail	2 263	4.1	1 322	6.4	1 794	15.1	1 679
Inland water	—	—	—	—	—	—	—
Great Lakes	—	—	—	—	—	—	—
Deep sea water	—	—	—	—	—	—	—
Pipeline ²	—	—	—	—	—	—	—
Multiple Modes							
Private truck and for-hire truck	58	.1	(S)	(S)	(S)	.1	(S)
Truck and air	535	1.0	26	.1	35	.3	1 522
Truck and rail	316	.6	128	.6	219	1.8	1 930
Truck and water	(D)	(D)	(D)	(D)	(D)	(D)	(D)
Truck and pipeline ²	—	—	—	—	—	—	—
Rail and water	—	—	—	—	—	—	—
Inland water and Great Lakes	—	—	—	—	—	—	—
Inland water and deep sea	(S)	(S)	(S)	(S)	(S)	.6	(S)
Other Modes							
Other and unknown modes	1 225	2.2	400	1.9	141	1.2	139

Table 6b. **Shipment Characteristics by Three-Digit Commodity and Mode of Transportation for the United States: 1993—Con.**

[For explanation of terms and meaning of abbreviations and symbols, see introductory text. Detail may not add to total because of rounding]

STCC code, description and mode of transportation	Value		Tons		Ton-miles ¹		Average miles per shipment ¹
	Number (million dollars)	Percent	Number (thousands)	Percent	Number (millions)	Percent	
STCC 336, NONFERROUS METAL OR NONFERROUS METAL BASE ALLOY CASTINGS							
Total	10 878	100.0	2 448	100.0	923	100.0	611
Single Modes							
Parcel, U.S. Postal Service, or courier	1 123	10.3	56	2.3	31	3.4	722
Private truck	2 496	22.9	807	33.0	127	13.8	63
For-hire truck	6 642	61.1	1 448	59.2	659	71.4	877
Air	(D)	(D)	(D)	(D)	(D)	(D)	(D)
Rail	(S)	(S)	(S)	(S)	(S)	(S)	(S)
Inland water	—	—	—	—	—	—	—
Great Lakes	—	—	—	—	—	—	—
Deep sea water	(D)	(D)	(D)	(D)	(D)	(D)	(D)
Pipeline ²	—	—	—	—	—	—	—
Multiple Modes							
Private truck and for-hire truck	(D)	(D)	(D)	(D)	(D)	(D)	(D)
Truck and air	148	1.4	4	.2	6	.7	1 519
Truck and rail	(S)	(S)	(S)	(S)	(S)	(S)	(S)
Truck and water	(D)	(D)	(D)	(D)	(D)	(D)	(D)
Truck and pipeline ²	—	—	—	—	—	—	—
Rail and water	—	—	—	—	—	—	—
Inland water and Great Lakes	—	—	—	—	—	—	—
Inland water and deep sea	—	—	—	—	—	—	(S)
Other Modes							
Other and unknown modes	230	2.1	36	1.5	9	.9	160
STCC 339, MISCELLANEOUS PRIMARY METAL PRODUCTS							
Total	11 406	100.0	8 049	100.0	2 327	100.0	488
Single Modes							
Parcel, U.S. Postal Service, or courier	590	5.2	24	.3	12	.5	487
Private truck	2 423	21.2	1 820	22.6	237	10.2	55
For-hire truck	7 653	67.1	5 079	63.1	1 708	73.4	895
Air	(D)	(D)	(D)	(D)	(D)	(D)	(D)
Rail	313	2.7	1 042	12.9	323	13.9	362
Inland water	(D)	(D)	(D)	(D)	(D)	(D)	(D)
Great Lakes	—	—	—	—	—	—	—
Deep sea water	—	—	—	—	—	—	—
Pipeline ²	—	—	—	—	—	—	—
Multiple Modes							
Private truck and for-hire truck	(S)	(S)	(S)	(S)	—	—	(S)
Truck and air	147	1.3	5	.1	10	.4	1 932
Truck and rail	(D)	(D)	(D)	(D)	(D)	(D)	(D)
Truck and water	(D)	(D)	(D)	(D)	(D)	(D)	(D)
Truck and pipeline ²	—	—	—	—	—	—	—
Rail and water	—	—	—	—	—	—	—
Inland water and Great Lakes	—	—	—	—	—	—	—
Inland water and deep sea	(D)	(D)	(D)	(D)	(D)	(D)	(D)
Other Modes							
Other and unknown modes	217	1.9	51	.6	20	.9	236
STCC 341, METAL CANS							
Total	11 740	100.0	5 974	100.0	1 773	100.0	270
Single Modes							
Parcel, U.S. Postal Service, or courier	43	.4	5	.1	4	.2	648
Private truck	2 005	17.1	1 292	21.6	168	9.5	77
For-hire truck	9 483	80.8	4 578	76.6	1 480	83.5	269
Air	—	—	—	—	—	—	—
Rail	58	.5	34	.6	55	3.1	1 676
Inland water	(S)	—	(S)	—	(S)	.1	(S)
Great Lakes	—	—	—	—	—	—	—
Deep sea water	—	—	—	—	—	—	—
Pipeline ²	—	—	—	—	—	—	—
Multiple Modes							
Private truck and for-hire truck	—	—	—	—	—	—	(S)
Truck and air	(S)	—	(S)	—	2	.1	1 576
Truck and rail	45	.4	(S)	(S)	(S)	(S)	(S)
Truck and water	10	.1	3	.1	7	.4	2 180
Truck and pipeline ²	—	—	—	—	—	—	—
Rail and water	—	—	—	—	—	—	—
Inland water and Great Lakes	—	—	—	—	—	—	—
Inland water and deep sea	(S)	(S)	(S)	(S)	(S)	.5	(S)
Other Modes							
Other and unknown modes	68	.6	34	.6	15	.9	158

Table 6b. **Shipment Characteristics by Three-Digit Commodity and Mode of Transportation for the United States: 1993—Con.**

[For explanation of terms and meaning of abbreviations and symbols, see introductory text. Detail may not add to total because of rounding]

STCC code, description and mode of transportation	Value		Tons		Ton-miles ¹		Average miles per shipment ¹
	Number (million dollars)	Percent	Number (thousands)	Percent	Number (millions)	Percent	
STCC 342, CUTLERY, HAND TOOLS, OR GENERAL HARDWARE							
Total	38 343	100.0	4 936	100.0	2 563	100.0	460
Single Modes							
Parcel, U.S. Postal Service, or courier	9 660	25.2	427	8.6	269	10.5	604
Private truck	9 132	23.8	2 132	43.2	461	18.0	56
For-hire truck	18 044	47.1	2 229	45.2	1 710	66.7	666
Air	11	—	—	—	—	—	1 198
Rail	22	.1	(S)	(S)	(S)	.7	(S)
Inland water	—	—	—	—	—	—	—
Great Lakes	—	—	—	—	—	—	—
Deep sea water	—	—	—	—	—	—	—
Pipeline ²	—	—	—	—	—	—	—
Multiple Modes							
Private truck and for-hire truck	44	.1	5	.1	2	.1	299
Truck and air	259	.7	7	.1	11	.4	1 415
Truck and rail	114	.3	11	.2	20	.8	1 589
Truck and water	31	.1	8	.2	11	.4	1 604
Truck and pipeline ²	—	—	—	—	—	—	—
Rail and water	—	—	—	—	—	—	—
Inland water and Great Lakes	—	—	—	—	—	—	—
Inland water and deep sea	(S)	—	(S)	—	(S)	.1	(S)
Other Modes							
Other and unknown modes	1 022	2.7	109	2.2	58	2.3	221
STCC 343, PLUMBING FIXTURES OR HEATING APPARATUS							
Total	17 290	100.0	2 441	100.0	981	100.0	276
Single Modes							
Parcel, U.S. Postal Service, or courier	2 086	12.1	101	4.1	66	6.8	574
Private truck	7 566	43.8	1 174	48.1	120	12.2	47
For-hire truck	6 837	39.5	1 031	42.2	724	73.8	537
Air	3	—	—	—	—	—	(S)
Rail	(S)	(S)	(S)	(S)	(S)	(S)	(S)
Inland water	—	—	—	—	—	—	—
Great Lakes	—	—	—	—	—	—	—
Deep sea water	—	—	—	—	—	—	—
Pipeline ²	—	—	—	—	—	—	—
Multiple Modes							
Private truck and for-hire truck	(S)	(S)	(S)	—	(S)	.1	(S)
Truck and air	37	.2	2	.1	2	.2	1 447
Truck and rail	(S)	(S)	(S)	(S)	(S)	(S)	(S)
Truck and water	(D)	(D)	(D)	(D)	(D)	(D)	(D)
Truck and pipeline ²	—	—	—	—	—	—	—
Rail and water	—	—	—	—	—	—	—
Inland water and Great Lakes	—	—	—	—	—	—	—
Inland water and deep sea	(D)	(D)	(D)	(D)	(D)	(D)	(D)
Other Modes							
Other and unknown modes	701	4.1	107	4.4	42	4.2	267
STCC 344, FABRICATED STRUCTURAL METAL PRODUCTS							
Total	54 533	100.0	25 800	100.0	9 439	100.0	288
Single Modes							
Parcel, U.S. Postal Service, or courier	1 648	3.0	108	.4	60	.6	634
Private truck	21 645	39.7	10 819	41.9	1 806	19.1	83
For-hire truck	28 496	52.3	13 274	51.4	6 629	70.2	567
Air	3	—	—	—	—	—	1 689
Rail	593	1.1	(S)	(S)	408	4.3	482
Inland water	(S)	(S)	(S)	(S)	(S)	.4	(S)
Great Lakes	—	—	—	—	—	—	—
Deep sea water	—	—	—	—	—	—	—
Pipeline ²	—	—	—	—	—	—	—
Multiple Modes							
Private truck and for-hire truck	117	.2	(S)	(S)	(S)	.2	(S)
Truck and air	342	.6	15	.1	22	.2	1 327
Truck and rail	72	.1	24	.1	46	.5	1 293
Truck and water	56	.1	21	.1	57	.6	1 911
Truck and pipeline ²	—	—	—	—	—	—	—
Rail and water	—	—	—	—	—	—	—
Inland water and Great Lakes	—	—	—	—	—	—	—
Inland water and deep sea	26	—	(S)	(S)	(S)	.8	(S)
Other Modes							
Other and unknown modes	1 310	2.4	523	2.0	274	2.9	219

Table 6b. Shipment Characteristics by Three-Digit Commodity and Mode of Transportation for the United States: 1993—Con.

[For explanation of terms and meaning of abbreviations and symbols, see introductory text. Detail may not add to total because of rounding]

STCC code, description and mode of transportation	Value		Tons		Ton-miles ¹		Average miles per shipment ¹
	Number (million dollars)	Percent	Number (thousands)	Percent	Number (millions)	Percent	
STCC 345, BOLTS, NUTS, SCREWS, RIVETS, WASHERS, OR OTHER INDUSTRIAL FASTENERS							
Total	18 348	100.0	4 604	100.0	1 569	100.0	350
Single Modes							
Parcel, U.S. Postal Service, or courier	5 285	28.8	275	6.0	123	7.9	455
Private truck	4 007	21.8	1 569	34.1	187	11.9	59
For-hire truck	7 899	43.1	2 584	56.1	1 119	71.3	412
Air	33	.2	—	—	(S)	—	(S)
Rail	(S)	(S)	6	.1	7	.5	619
Inland water	—	—	—	—	—	—	—
Great Lakes	—	—	—	—	—	—	—
Deep sea water	—	—	—	—	—	—	—
Pipeline ²	—	—	—	—	—	—	—
Multiple Modes							
Private truck and for-hire truck	7	—	(S)	(S)	(S)	.1	(S)
Truck and air	351	1.9	13	.3	16	1.0	1 549
Truck and rail	(S)	(S)	(S)	(S)	16	1.0	827
Truck and water	(S)	(S)	(S)	(S)	(S)	(S)	(S)
Truck and pipeline ²	—	—	—	—	—	—	—
Rail and water	—	—	—	—	—	—	—
Inland water and Great Lakes	—	—	—	—	—	—	—
Inland water and deep sea	—	—	—	—	—	—	—
Other Modes							
Other and unknown modes	683	3.7	125	2.7	82	5.2	188
STCC 346, METAL STAMPINGS							
Total	27 975	100.0	14 356	100.0	4 678	100.0	580
Single Modes							
Parcel, U.S. Postal Service, or courier	1 834	6.6	95	.7	77	1.6	865
Private truck	6 044	21.6	3 545	24.7	274	5.8	73
For-hire truck	15 758	56.3	8 243	57.4	2 721	58.2	517
Air	(S)	—	—	—	—	—	(S)
Rail	2 834	10.1	1 814	12.6	1 217	26.0	679
Inland water	—	—	—	—	—	—	—
Great Lakes	—	—	—	—	—	—	—
Deep sea water	—	—	—	—	—	—	—
Pipeline ²	—	—	—	—	—	—	—
Multiple Modes							
Private truck and for-hire truck	(S)	—	(S)	—	(S)	.1	(S)
Truck and air	161	.6	9	.1	13	.3	1 377
Truck and rail	(S)	(S)	(S)	(S)	(S)	(S)	(S)
Truck and water	(S)	—	—	—	(S)	.1	(S)
Truck and pipeline ²	—	—	—	—	—	—	—
Rail and water	—	—	—	—	—	—	—
Inland water and Great Lakes	—	—	—	—	—	—	—
Inland water and deep sea	(S)	—	(S)	—	(S)	—	(S)
Other Modes							
Other and unknown modes	1 190	4.3	586	4.1	276	5.9	382
STCC 348, MISCELLANEOUS FABRICATED WIRE PRODUCTS							
Total	8 930	100.0	4 088	100.0	1 674	100.0	328
Single Modes							
Parcel, U.S. Postal Service, or courier	954	10.7	52	1.3	26	1.6	487
Private truck	3 080	34.5	1 712	41.9	290	17.3	71
For-hire truck	4 382	49.1	2 180	53.3	1 250	74.7	531
Air	(S)	—	—	—	—	—	(S)
Rail	(S)	(S)	(S)	(S)	(S)	.7	(S)
Inland water	—	—	—	—	—	—	(S)
Great Lakes	—	—	—	—	—	—	—
Deep sea water	—	—	—	—	—	—	—
Pipeline ²	—	—	—	—	—	—	—
Multiple Modes							
Private truck and for-hire truck	(S)	(S)	(S)	(S)	(S)	.1	(S)
Truck and air	64	.7	4	.1	4	.2	1 309
Truck and rail	21	.2	14	.4	25	1.5	1 206
Truck and water	(S)	—	(S)	(S)	(S)	.2	(S)
Truck and pipeline ²	—	—	—	—	—	—	—
Rail and water	—	—	—	—	—	—	—
Inland water and Great Lakes	—	—	—	—	—	—	—
Inland water and deep sea	(S)	—	(S)	—	(S)	.2	(S)
Other Modes							
Other and unknown modes	377	4.2	114	2.8	57	3.4	121

Table 6b. **Shipment Characteristics by Three-Digit Commodity and Mode of Transportation for the United States: 1993—Con.**

[For explanation of terms and meaning of abbreviations and symbols, see introductory text. Detail may not add to total because of rounding]

STCC code, description and mode of transportation	Value		Tons		Ton-miles ¹		Average miles per shipment ¹
	Number (million dollars)	Percent	Number (thousands)	Percent	Number (millions)	Percent	
STCC 349, MISCELLANEOUS FABRICATED METAL PRODUCTS							
Total	60 157	100.0	22 695	100.0	7 812	100.0	431
Single Modes							
Parcel, U.S. Postal Service, or courier	8 535	14.2	270	1.2	179	2.3	655
Private truck	16 976	28.2	8 451	37.2	1 033	13.2	61
For-hire truck	31 168	51.8	12 661	55.8	5 614	71.9	601
Air	33	.1	1	—	2	—	1 477
Rail	308	.5	412	1.8	299	3.8	973
Inland water	(S)	(S)	(S)	(S)	(S)	(S)	(S)
Great Lakes	—	—	—	—	—	—	—
Deep sea water	(S)	—	—	—	—	—	(S)
Pipeline ²	—	—	—	—	—	—	—
Multiple Modes							
Private truck and for-hire truck	61	.1	14	.1	4	.1	336
Truck and air	963	1.6	28	.1	38	.5	1 368
Truck and rail	143	.2	(S)	(S)	106	1.4	995
Truck and water	39	.1	9	—	(S)	.5	(S)
Truck and pipeline ²	—	—	—	—	—	—	—
Rail and water	—	—	—	—	—	—	—
Inland water and Great Lakes	—	—	—	—	—	—	—
Inland water and deep sea	(S)	—	(S)	—	(S)	—	(S)
Other Modes							
Other and unknown modes	1 866	3.1	587	2.6	277	3.5	216
STCC 351, ENGINES OR TURBINES							
Total	16 972	100.0	1 800	100.0	962	100.0	379
Single Modes							
Parcel, U.S. Postal Service, or courier	1 148	6.8	28	1.5	10	1.1	330
Private truck	1 754	10.3	264	14.7	69	7.2	156
For-hire truck	11 608	68.4	1 403	77.9	779	80.9	580
Air	22	.1	—	—	(S)	.1	(S)
Rail	(S)	(S)	(S)	(S)	(S)	(S)	(S)
Inland water	—	—	—	—	—	—	—
Great Lakes	—	—	—	—	—	—	—
Deep sea water	(S)	—	—	—	—	—	(S)
Pipeline ²	—	—	—	—	—	—	—
Multiple Modes							
Private truck and for-hire truck	(S)	(S)	(S)	(S)	(S)	(S)	(S)
Truck and air	630	3.7	5	.3	8	.8	1 444
Truck and rail	(S)	(S)	(S)	(S)	(S)	(S)	(S)
Truck and water	(S)	(S)	(S)	(S)	(S)	(S)	(S)
Truck and pipeline ²	—	—	—	—	—	—	—
Rail and water	—	—	—	—	—	—	—
Inland water and Great Lakes	—	—	—	—	—	—	—
Inland water and deep sea	—	—	—	—	—	—	—
Other Modes							
Other and unknown modes	312	1.8	48	2.7	16	1.7	401
STCC 352, FARM MACHINERY OR EQUIPMENT							
Total	31 127	100.0	5 508	100.0	2 570	100.0	292
Single Modes							
Parcel, U.S. Postal Service, or courier	3 174	10.2	212	3.9	72	2.8	314
Private truck	10 282	33.0	2 285	41.5	488	19.0	94
For-hire truck	15 109	48.5	2 587	47.0	1 468	57.1	425
Air	(S)	—	—	—	—	—	(S)
Rail	557	1.8	68	1.2	75	2.9	1 230
Inland water	—	—	—	—	—	—	—
Great Lakes	—	—	—	—	—	—	—
Deep sea water	—	—	—	—	—	—	—
Pipeline ²	—	—	—	—	—	—	—
Multiple Modes							
Private truck and for-hire truck	(S)	(S)	(S)	(S)	(S)	.1	(S)
Truck and air	89	.3	6	.1	8	.3	1 316
Truck and rail	161	.5	(S)	(S)	71	2.8	1 375
Truck and water	17	.1	3	—	(S)	.2	(S)
Truck and pipeline ²	—	—	—	—	—	—	—
Rail and water	—	—	—	—	—	—	—
Inland water and Great Lakes	—	—	—	—	—	—	—
Inland water and deep sea	(S)	—	—	—	—	—	(S)
Other Modes							
Other and unknown modes	1 694	5.4	281	5.1	(S)	(S)	(S)

Table 6b. **Shipment Characteristics by Three-Digit Commodity and Mode of Transportation for the United States: 1993—Con.**

[For explanation of terms and meaning of abbreviations and symbols, see introductory text. Detail may not add to total because of rounding]

STCC code, description and mode of transportation	Value		Tons		Ton-miles ¹		Average miles per shipment ¹
	Number (million dollars)	Percent	Number (thousands)	Percent	Number (millions)	Percent	
STCC 353, CONSTRUCTION, MINING OR MATERIALS HANDLING MACHINERY OR EQUIPMENT							
Total	58 790	100.0	9 943	100.0	4 494	100.0	305
Single Modes							
Parcel, U.S. Postal Service, or courier	6 210	10.6	207	2.1	88	2.0	355
Private truck	16 037	27.3	3 709	37.3	583	13.0	69
For-hire truck	29 402	50.0	5 228	52.6	3 097	68.9	472
Air	53	.1	3	—	4	.1	1 505
Rail	2 676	4.6	290	2.9	399	8.9	1 405
Inland water	(S)	—	(S)	—	(S)	—	(S)
Great Lakes	—	—	—	—	—	—	—
Deep sea water	—	—	—	—	—	—	—
Pipeline ²	—	—	—	—	—	—	—
Multiple Modes							
Private truck and for-hire truck	(S)	(S)	(S)	(S)	(S)	.1	(S)
Truck and air	1 606	2.7	(S)	(S)	73	1.6	1 212
Truck and rail	233	.4	28	.3	44	1.0	1 725
Truck and water	15	—	(S)	—	14	.3	3 037
Truck and pipeline ²	—	—	—	—	—	—	—
Rail and water	—	—	—	—	—	—	—
Inland water and Great Lakes	—	—	—	—	—	—	—
Inland water and deep sea	8	—	1	—	4	.1	6 288
Other Modes							
Other and unknown modes	2 480	4.2	380	3.8	183	4.1	81
STCC 354, METALWORKING MACHINERY OR EQUIPMENT							
Total	40 416	100.0	2 716	100.0	1 723	100.0	554
Single Modes							
Parcel, U.S. Postal Service, or courier	12 186	30.2	142	5.2	98	5.7	595
Private truck	6 610	16.4	665	24.5	102	5.9	53
For-hire truck	19 101	47.3	1 799	66.2	1 416	82.2	646
Air	13	—	—	—	—	—	1 167
Rail	58	.1	16	.6	13	.8	729
Inland water	—	—	—	—	—	—	—
Great Lakes	—	—	—	—	—	—	—
Deep sea water	—	—	—	—	—	—	—
Pipeline ²	—	—	—	—	—	—	—
Multiple Modes							
Private truck and for-hire truck	(S)	—	(S)	(S)	(S)	.1	(S)
Truck and air	699	1.7	10	.4	14	.8	1 376
Truck and rail	(S)	(S)	(S)	(S)	(S)	.1	(S)
Truck and water	(S)	—	(S)	(S)	(S)	.5	(S)
Truck and pipeline ²	—	—	—	—	—	—	—
Rail and water	—	—	—	—	—	—	—
Inland water and Great Lakes	—	—	—	—	—	—	—
Inland water and deep sea	—	—	—	—	—	—	(S)
Other Modes							
Other and unknown modes	1 668	4.1	73	2.7	69	4.0	1 003
STCC 355, SPECIAL INDUSTRY MACHINERY							
Total	28 225	100.0	1 695	100.0	1 047	100.0	674
Single Modes							
Parcel, U.S. Postal Service, or courier	5 912	20.9	97	5.7	80	7.7	730
Private truck	3 693	13.1	393	23.2	94	9.0	75
For-hire truck	15 048	53.3	1 060	62.5	747	71.4	731
Air	25	.1	1	—	(S)	.1	(S)
Rail	(S)	(S)	(S)	(S)	30	2.9	1 332
Inland water	—	—	—	—	—	—	—
Great Lakes	—	—	—	—	—	—	—
Deep sea water	—	—	—	—	—	—	—
Pipeline ²	—	—	—	—	—	—	—
Multiple Modes							
Private truck and for-hire truck	5	—	1	.1	—	—	677
Truck and air	1 110	3.9	19	1.1	30	2.8	1 329
Truck and rail	18	.1	1	.1	3	.3	2 092
Truck and water	(S)	(S)	(S)	(S)	2	.2	5 264
Truck and pipeline ²	—	—	—	—	—	—	—
Rail and water	—	—	—	—	—	—	—
Inland water and Great Lakes	—	—	—	—	—	—	—
Inland water and deep sea	(S)	—	—	—	(S)	.1	(S)
Other Modes							
Other and unknown modes	2 032	7.2	78	4.6	58	5.5	656

Table 6b. **Shipment Characteristics by Three-Digit Commodity and Mode of Transportation for the United States: 1993—Con.**

[For explanation of terms and meaning of abbreviations and symbols, see introductory text. Detail may not add to total because of rounding]

STCC code, description and mode of transportation	Value		Tons		Ton-miles ¹		Average miles per shipment ¹
	Number (million dollars)	Percent	Number (thousands)	Percent	Number (millions)	Percent	
STCC 356, GENERAL INDUSTRIAL MACHINERY OR EQUIPMENT							
Total	52 109	100.0	3 973	100.0	2 168	100.0	335
Single Modes							
Parcel, U.S. Postal Service, or courier	12 791	24.5	339	8.5	165	7.6	410
Private truck	8 832	16.9	906	22.8	156	7.2	45
For-hire truck	26 433	50.7	2 434	61.3	1 627	75.1	515
Air	18	—	1	—	1	—	1 686
Rail	(S)	(S)	(S)	(S)	(S)	(S)	(S)
Inland water	(S)	—	(S)	—	—	—	(S)
Great Lakes	—	—	—	—	—	—	—
Deep sea water	—	—	—	—	—	—	—
Pipeline ²	—	—	—	—	—	—	—
Multiple Modes							
Private truck and for-hire truck	(S)	—	(S)	—	(S)	—	(S)
Truck and air	1 110	2.1	28	.7	35	1.6	1 203
Truck and rail	37	.1	(S)	(S)	6	.3	681
Truck and water	29	.1	3	.1	6	.3	(S)
Truck and pipeline ²	—	—	—	—	—	—	—
Rail and water	—	—	—	—	—	—	—
Inland water and Great Lakes	—	—	—	—	—	—	—
Inland water and deep sea	(S)	—	(S)	—	(S)	.1	(S)
Other Modes							
Other and unknown modes	2 358	4.5	196	4.9	93	4.3	203
STCC 357, OFFICE, COMPUTING, OR ACCOUNTING MACHINES							
Total	152 964	100.0	3 236	100.0	2 786	100.0	829
Single Modes							
Parcel, U.S. Postal Service, or courier	40 725	26.6	534	16.5	472	16.9	875
Private truck	12 799	8.4	414	12.8	(S)	(S)	(S)
For-hire truck	71 468	46.7	1 793	55.4	1 585	56.9	701
Air	324	.2	2	.1	3	.1	1 239
Rail	88	.1	(S)	(S)	(S)	.5	(S)
Inland water	—	—	—	—	—	—	—
Great Lakes	—	—	—	—	—	—	—
Deep sea water	—	—	—	—	—	—	—
Pipeline ²	—	—	—	—	—	—	—
Multiple Modes							
Private truck and for-hire truck	41	—	(S)	—	—	—	(S)
Truck and air	19 228	12.6	(S)	(S)	358	12.9	1 669
Truck and rail	(S)	(S)	(S)	(S)	(S)	.6	(S)
Truck and water	(S)	(S)	(S)	—	(S)	.1	(S)
Truck and pipeline ²	—	—	—	—	—	—	—
Rail and water	—	—	—	—	—	—	—
Inland water and Great Lakes	—	—	—	—	—	—	—
Inland water and deep sea	—	—	—	—	—	—	—
Other Modes							
Other and unknown modes	8 015	5.2	143	4.4	106	3.8	(S)
STCC 358, SERVICE INDUSTRY MACHINES							
Total	30 554	100.0	3 817	100.0	2 392	100.0	443
Single Modes							
Parcel, U.S. Postal Service, or courier	2 645	8.7	103	2.7	59	2.5	539
Private truck	5 000	16.4	711	18.6	139	5.8	55
For-hire truck	21 557	70.6	2 845	74.5	2 060	86.2	602
Air	9	—	—	—	1	—	946
Rail	(S)	(S)	(S)	(S)	(S)	(S)	(S)
Inland water	—	—	—	—	—	—	—
Great Lakes	—	—	—	—	—	—	—
Deep sea water	—	—	—	—	—	—	—
Pipeline ²	—	—	—	—	—	—	—
Multiple Modes							
Private truck and for-hire truck	(S)	—	(S)	—	—	—	(S)
Truck and air	231	.8	11	.3	12	.5	1 122
Truck and rail	84	.3	20	.5	25	1.1	1 601
Truck and water	25	.1	4	.1	(S)	.3	(S)
Truck and pipeline ²	—	—	—	—	—	—	—
Rail and water	—	—	—	—	—	—	—
Inland water and Great Lakes	—	—	—	—	—	—	—
Inland water and deep sea	(S)	(S)	1	—	(S)	.2	(S)
Other Modes							
Other and unknown modes	852	2.8	108	2.8	55	2.3	117

Table 6b. **Shipment Characteristics by Three-Digit Commodity and Mode of Transportation for the United States: 1993—Con.**

[For explanation of terms and meaning of abbreviations and symbols, see introductory text. Detail may not add to total because of rounding]

STCC code, description and mode of transportation	Value		Tons		Ton-miles ¹		Average miles per shipment ¹
	Number (million dollars)	Percent	Number (thousands)	Percent	Number (millions)	Percent	
STCC 359, MISCELLANEOUS MACHINERY OR PARTS							
Total	31 613	100.0	1 491	100.0	971	100.0	445
Single Modes							
Parcel, U.S. Postal Service, or courier	4 787	15.1	102	6.8	55	5.7	475
Private truck	3 630	11.5	374	25.1	61	6.3	45
For-hire truck	(S)	(S)	962	64.5	807	83.2	727
Air	24	.1	1	—	1	.1	1 365
Rail	(S)	(S)	(S)	(S)	(S)	.8	(S)
Inland water	—	—	—	—	—	—	—
Great Lakes	—	—	—	—	—	—	—
Deep sea water	—	—	—	—	—	—	—
Pipeline ²	—	—	—	—	—	—	—
Multiple Modes							
Private truck and for-hire truck	—	—	—	—	—	—	(S)
Truck and air	693	2.2	15	1.0	16	1.7	1 079
Truck and rail	—	—	—	—	—	—	(S)
Truck and water	(S)	—	—	—	—	—	(S)
Truck and pipeline ²	—	—	—	—	—	—	—
Rail and water	—	—	—	—	—	—	—
Inland water and Great Lakes	—	—	—	—	—	—	—
Inland water and deep sea	(S)	—	(S)	—	—	—	(S)
Other Modes							
Other and unknown modes	819	2.6	32	2.1	22	2.3	587
STCC 361, ELECTRICAL TRANSMISSION OR DISTRIBUTION EQUIPMENT							
Total	34 726	100.0	2 565	100.0	1 814	100.0	524
Single Modes							
Parcel, U.S. Postal Service, or courier	7 750	22.3	100	3.9	75	4.2	731
Private truck	5 780	16.6	628	24.5	170	9.4	51
For-hire truck	17 100	49.2	1 651	64.4	1 370	75.6	681
Air	39	.1	1	—	1	—	1 246
Rail	560	1.6	71	2.8	92	5.1	847
Inland water	—	—	—	—	—	—	—
Great Lakes	—	—	—	—	—	—	—
Deep sea water	—	—	—	—	—	—	—
Pipeline ²	—	—	—	—	—	—	—
Multiple Modes							
Private truck and for-hire truck	(S)	(S)	12	.5	7	.4	(S)
Truck and air	1 881	5.4	20	.8	28	1.6	1 393
Truck and rail	144	.4	18	.7	25	1.4	1 385
Truck and water	(S)	(S)	2	.1	(S)	.7	(S)
Truck and pipeline ²	—	—	—	—	—	—	—
Rail and water	—	—	—	—	—	—	—
Inland water and Great Lakes	—	—	—	—	—	—	—
Inland water and deep sea	—	—	—	—	—	—	—
Other Modes							
Other and unknown modes	1 385	4.0	61	2.4	31	1.7	274
STCC 362, ELECTRICAL INDUSTRIAL APPARATUS							
Total	38 046	100.0	4 347	100.0	2 386	100.0	322
Single Modes							
Parcel, U.S. Postal Service, or courier	7 655	20.1	163	3.7	82	3.5	459
Private truck	8 326	21.9	1 166	26.8	209	8.8	33
For-hire truck	18 541	48.7	2 811	64.7	1 924	80.6	596
Air	(S)	(S)	2	—	3	.1	2 383
Rail	(S)	(S)	(S)	(S)	9	.4	(S)
Inland water	—	—	—	—	—	—	—
Great Lakes	—	—	—	—	—	—	—
Deep sea water	—	—	—	—	—	—	—
Pipeline ²	—	—	—	—	—	—	—
Multiple Modes							
Private truck and for-hire truck	(S)	(S)	(S)	(S)	(S)	.1	(S)
Truck and air	1 222	3.2	24	.6	28	1.2	1 192
Truck and rail	(S)	—	(S)	—	(S)	.1	(S)
Truck and water	(S)	—	(S)	—	(S)	.1	(S)
Truck and pipeline ²	—	—	—	—	—	—	—
Rail and water	—	—	—	—	—	—	—
Inland water and Great Lakes	—	—	—	—	—	—	—
Inland water and deep sea	(S)	(S)	(S)	—	(S)	.1	(S)
Other Modes							
Other and unknown modes	1 825	4.8	142	3.3	120	5.0	229

Table 6b. **Shipment Characteristics by Three-Digit Commodity and Mode of Transportation for the United States: 1993—Con.**

[For explanation of terms and meaning of abbreviations and symbols, see introductory text. Detail may not add to total because of rounding.]

STCC code, description and mode of transportation	Value		Tons		Ton-miles ¹		Average miles per shipment ¹
	Number (million dollars)	Percent	Number (thousands)	Percent	Number (millions)	Percent	
STCC 363, HOUSEHOLD APPLIANCES							
Total	47 960	100.0	8 134	100.0	5 279	100.0	801
Single Modes							
Parcel, U.S. Postal Service, or courier	3 218	6.7	177	2.2	179	3.4	974
Private truck	9 082	18.9	1 676	20.6	371	7.0	52
For-hire truck	30 604	63.8	5 120	62.9	3 097	58.7	581
Air	(D)	(D)	(D)	(D)	(D)	(D)	(D)
Rail	1 793	3.7	599	7.4	756	14.3	1 221
Inland water	—	—	—	—	—	—	—
Great Lakes	—	—	—	—	—	—	—
Deep sea water	—	—	—	—	—	—	—
Pipeline ²	—	—	—	—	—	—	—
Multiple Modes							
Private truck and for-hire truck	(D)	(D)	(D)	(D)	(D)	(D)	(D)
Truck and air	(S)	(S)	13	.2	18	.3	1 231
Truck and rail	984	2.1	285	3.5	(S)	(S)	(S)
Truck and water	31	.1	4	—	(S)	.2	(S)
Truck and pipeline ²	—	—	—	—	—	—	—
Rail and water	—	—	—	—	—	—	—
Inland water and Great Lakes	—	—	—	—	—	—	—
Inland water and deep sea	96	.2	(S)	(S)	(S)	(S)	(S)
Other Modes							
Other and unknown modes	1 619	3.4	238	2.9	223	4.2	640
STCC 364, ELECTRIC LIGHTING OR WIRE EQUIPMENT							
Total	34 171	100.0	4 995	100.0	2 842	100.0	325
Single Modes							
Parcel, U.S. Postal Service, or courier	4 597	13.5	197	4.0	121	4.3	598
Private truck	11 298	33.1	1 633	32.7	229	8.0	36
For-hire truck	16 225	47.5	2 750	55.0	1 879	66.1	608
Air	11	—	—	—	—	—	1 661
Rail	161	.5	81	1.6	142	5.0	1 279
Inland water	—	—	—	—	—	—	—
Great Lakes	—	—	—	—	—	—	—
Deep sea water	—	—	—	—	—	—	(S)
Pipeline ²	—	—	—	—	—	—	—
Multiple Modes							
Private truck and for-hire truck	1	—	—	—	—	—	(S)
Truck and air	559	1.6	32	.6	34	1.2	1 227
Truck and rail	28	.1	(S)	(S)	(S)	(S)	(S)
Truck and water	17	—	14	.3	(S)	(S)	(S)
Truck and pipeline ²	—	—	—	—	—	—	—
Rail and water	—	—	—	—	—	—	—
Inland water and Great Lakes	—	—	—	—	—	—	—
Inland water and deep sea	—	—	—	—	(S)	—	(S)
Other Modes							
Other and unknown modes	1 272	3.7	267	5.3	(S)	(S)	(S)
STCC 365, RADIO OR TELEVISION RECEIVING SETS							
Total	57 868	100.0	3 289	100.0	2 629	100.0	824
Single Modes							
Parcel, U.S. Postal Service, or courier	12 075	20.9	264	8.0	167	6.4	813
Private truck	7 145	12.3	345	10.5	97	3.7	227
For-hire truck	35 820	61.9	2 401	73.0	1 974	75.1	798
Air	30	.1	—	—	1	—	1 493
Rail	(S)	(S)	(S)	(S)	138	5.2	1 648
Inland water	—	—	—	—	—	—	—
Great Lakes	—	—	—	—	—	—	—
Deep sea water	—	—	—	—	—	—	—
Pipeline ²	—	—	—	—	—	—	—
Multiple Modes							
Private truck and for-hire truck	(S)	—	—	—	—	—	(S)
Truck and air	493	.9	15	.5	17	.7	1 360
Truck and rail	48	.1	5	.1	(S)	.3	(S)
Truck and water	(S)	—	—	—	—	—	(S)
Truck and pipeline ²	—	—	—	—	—	—	—
Rail and water	—	—	—	—	—	—	—
Inland water and Great Lakes	—	—	—	—	—	—	—
Inland water and deep sea	(S)	—	(S)	(S)	(S)	.7	(S)
Other Modes							
Other and unknown modes	1 711	3.0	190	5.8	(S)	(S)	(S)

Table 6b. Shipment Characteristics by Three-Digit Commodity and Mode of Transportation for the United States: 1993—Con.

[For explanation of terms and meaning of abbreviations and symbols, see introductory text. Detail may not add to total because of rounding]

STCC code, description and mode of transportation	Value		Tons		Ton-miles ¹		Average miles per shipment ¹
	Number (million dollars)	Percent	Number (thousands)	Percent	Number (millions)	Percent	
STCC 366, COMMUNICATION EQUIPMENT							
Total	44 926	100.0	1 076	100.0	1 013	100.0	819
Single Modes							
Parcel, U.S. Postal Service, or courier	10 113	22.5	126	11.7	119	11.7	856
Private truck	4 341	9.7	149	13.9	(S)	(S)	(S)
For-hire truck	21 084	46.9	675	62.7	545	53.8	742
Air	154	.3	1	.1	2	.2	1 428
Rail	(S)	(S)	(S)	(S)	(S)	(S)	(S)
Inland water	—	—	—	—	—	—	—
Great Lakes	—	—	—	—	—	—	—
Deep sea water	—	—	—	—	—	—	—
Pipeline ²	—	—	—	—	—	—	—
Multiple Modes							
Private truck and for-hire truck	(D)	(D)	(D)	(D)	(D)	(D)	(D)
Truck and air	5 605	12.5	44	4.1	67	6.6	1 403
Truck and rail	—	—	—	—	—	—	—
Truck and water	(S)	—	—	—	—	—	(S)
Truck and pipeline ²	—	—	—	—	—	—	—
Rail and water	—	—	—	—	—	—	—
Inland water and Great Lakes	—	—	—	—	—	—	—
Inland water and deep sea	(D)	(D)	(D)	(D)	(D)	(D)	(D)
Other Modes							
Other and unknown modes	3 423	7.6	38	3.6	34	3.3	426
STCC 367, ELECTRONIC COMPONENTS OR ACCESSORIES							
Total	128 793	100.0	1 960	100.0	1 697	100.0	869
Single Modes							
Parcel, U.S. Postal Service, or courier	46 748	36.3	287	14.6	252	14.8	825
Private truck	8 087	6.3	150	7.7	47	2.8	173
For-hire truck	37 353	29.0	1 234	63.0	943	55.6	830
Air	600	.5	1	.1	1	.1	1 307
Rail	19	—	(S)	(S)	(S)	.3	(S)
Inland water	—	—	—	—	—	—	—
Great Lakes	—	—	—	—	—	—	—
Deep sea water	—	—	—	—	—	—	—
Pipeline ²	—	—	—	—	—	—	—
Multiple Modes							
Private truck and for-hire truck	(S)	—	(S)	—	(S)	—	(S)
Truck and air	23 013	17.9	120	6.1	159	9.4	1 503
Truck and rail	51	—	(S)	(S)	(S)	.6	(S)
Truck and water	(S)	—	(S)	—	(S)	.1	(S)
Truck and pipeline ²	—	—	—	—	—	—	—
Rail and water	—	—	—	—	—	—	—
Inland water and Great Lakes	—	—	—	—	—	—	—
Inland water and deep sea	(S)	(S)	(S)	(S)	(S)	(S)	(S)
Other Modes							
Other and unknown modes	12 770	9.9	137	7.0	115	6.8	893
STCC 369, MISCELLANEOUS ELECTRICAL MACHINERY, EQUIPMENT, OR SUPPLIES							
Total	24 542	100.0	3 791	100.0	1 930	100.0	472
Single Modes							
Parcel, U.S. Postal Service, or courier	5 547	22.6	74	2.0	46	2.4	766
Private truck	4 399	17.9	1 607	42.4	362	18.8	38
For-hire truck	11 122	45.3	2 006	52.9	1 417	73.4	714
Air	107	.4	1	—	(S)	.1	(S)
Rail	40	.2	23	.6	30	1.6	1 502
Inland water	—	—	—	—	—	—	—
Great Lakes	—	—	—	—	—	—	—
Deep sea water	—	—	—	—	—	—	—
Pipeline ²	—	—	—	—	—	—	—
Multiple Modes							
Private truck and for-hire truck	(S)	—	—	—	—	—	(S)
Truck and air	2 266	9.2	13	.3	19	1.0	1 332
Truck and rail	(S)	(S)	(S)	(S)	(S)	.3	(S)
Truck and water	(S)	(S)	(S)	(S)	(S)	.2	(S)
Truck and pipeline ²	—	—	—	—	—	—	—
Rail and water	—	—	—	—	—	—	—
Inland water and Great Lakes	—	—	—	—	—	—	—
Inland water and deep sea	(S)	—	(S)	(S)	—	—	(S)
Other Modes							
Other and unknown modes	1 020	4.2	52	1.4	43	2.2	422

Table 6b. **Shipment Characteristics by Three-Digit Commodity and Mode of Transportation for the United States: 1993—Con.**

[For explanation of terms and meaning of abbreviations and symbols, see introductory text. Detail may not add to total because of rounding]

STCC code, description and mode of transportation	Value		Tons		Ton-miles ¹		Average miles per shipment ¹
	Number (million dollars)	Percent	Number (thousands)	Percent	Number (millions)	Percent	
STCC 371, MOTOR VEHICLES OR EQUIPMENT							
Total	479 729	100.0	75 646	100.0	41 945	100.0	275
Single Modes							
Parcel, U.S. Postal Service, or courier	18 194	3.8	884	1.2	455	1.1	585
Private truck	73 093	15.2	13 650	18.0	2 646	6.3	33
For-hire truck	241 839	50.4	37 586	49.7	16 653	39.7	419
Air	108	—	(S)	—	(S)	—	(S)
Rail	30 613	6.4	8 264	10.9	7 654	18.2	957
Inland water	—	—	—	—	—	—	—
Great Lakes	—	—	—	—	—	—	—
Deep sea water	—	—	—	—	—	—	—
Pipeline ²	—	—	—	—	—	—	—
Multiple Modes							
Private truck and for-hire truck	535	.1	139	.2	67	.2	(S)
Truck and air	3 384	.7	187	.2	197	.5	1 180
Truck and rail	63 507	13.2	7 583	10.0	11 913	28.4	1 460
Truck and water	68	—	(S)	—	(S)	.1	(S)
Truck and pipeline ²	—	—	—	—	—	—	—
Rail and water	—	—	—	—	—	—	—
Inland water and Great Lakes	—	—	—	—	—	—	—
Inland water and deep sea	(S)	—	(S)	—	(S)	.1	(S)
Other Modes							
Other and unknown modes	48 194	10.0	7 299	9.6	2 274	5.4	149
STCC 372, AIRCRAFT OR PARTS							
Total	115 111	100.0	948	100.0	822	100.0	861
Single Modes							
Parcel, U.S. Postal Service, or courier	14 881	12.9	45	4.8	50	6.1	996
Private truck	13 370	11.6	160	16.9	25	3.0	70
For-hire truck	50 672	44.0	482	50.9	553	67.3	842
Air	1 984	1.7	(S)	(S)	15	1.8	620
Rail	4 167	3.6	16	1.7	38	4.6	(S)
Inland water	—	—	—	—	—	—	—
Great Lakes	—	—	—	—	—	—	—
Deep sea water	—	—	—	—	—	—	—
Pipeline ²	—	—	—	—	—	—	—
Multiple Modes							
Private truck and for-hire truck	11	—	—	—	—	—	(S)
Truck and air	19 068	16.6	65	6.9	104	12.6	1 633
Truck and rail	—	—	—	—	—	—	—
Truck and water	(S)	—	—	—	—	—	(S)
Truck and pipeline ²	—	—	—	—	—	—	—
Rail and water	—	—	—	—	—	—	—
Inland water and Great Lakes	—	—	—	—	—	—	—
Inland water and deep sea	(S)	—	—	—	—	—	(S)
Other Modes							
Other and unknown modes	10 941	9.5	129	13.6	(S)	(S)	(S)
STCC 373, SHIPS OR BOATS							
Total	18 728	100.0	2 988	100.0	1 556	100.0	654
Single Modes							
Parcel, U.S. Postal Service, or courier	1 045	5.6	37	1.2	26	1.6	703
Private truck	6 767	36.1	660	22.1	430	27.6	262
For-hire truck	7 641	40.8	898	30.1	623	40.0	857
Air	(D)	(D)	(D)	(D)	(D)	(D)	(D)
Rail	(S)	(S)	(S)	(S)	(S)	.2	(S)
Inland water	(D)	(D)	(D)	(D)	(D)	(D)	(D)
Great Lakes	—	—	—	—	—	—	—
Deep sea water	—	—	—	—	—	—	—
Pipeline ²	—	—	—	—	—	—	—
Multiple Modes							
Private truck and for-hire truck	310	1.7	31	1.0	31	2.0	999
Truck and air	(S)	(S)	3	.1	4	.3	1 449
Truck and rail	—	—	—	—	—	—	—
Truck and water	40	.2	2	.1	(S)	.3	(S)
Truck and pipeline ²	—	—	—	—	—	—	—
Rail and water	—	—	—	—	—	—	—
Inland water and Great Lakes	—	—	—	—	—	—	—
Inland water and deep sea	185	1.0	(S)	(S)	20	1.3	(S)
Other Modes							
Other and unknown modes	885	4.7	136	4.6	(S)	(S)	(S)

Table 6b. **Shipment Characteristics by Three-Digit Commodity and Mode of Transportation for the United States: 1993—Con.**

[For explanation of terms and meaning of abbreviations and symbols, see introductory text. Detail may not add to total because of rounding]

STCC code, description and mode of transportation	Value		Tons		Ton-miles ¹		Average miles per shipment ¹
	Number (million dollars)	Percent	Number (thousands)	Percent	Number (millions)	Percent	
STCC 374, RAILROAD EQUIPMENT							
Total	6 049	100.0	2 264	100.0	1 145	100.0	570
Single Modes							
Parcel, U.S. Postal Service, or courier	177	2.9	4	.2	3	.2	623
Private truck	327	5.4	179	7.9	42	3.7	126
For-hire truck	2 575	42.6	842	37.2	423	37.0	612
Air	(D)	(D)	(D)	(D)	(D)	(D)	(D)
Rail	(S)	(S)	1 206	53.3	657	57.4	636
Inland water	—	—	—	—	—	—	—
Great Lakes	—	—	—	—	—	—	—
Deep sea water	—	—	—	—	—	—	—
Pipeline ²	—	—	—	—	—	—	—
Multiple Modes							
Private truck and for-hire truck	(D)	(D)	(D)	(D)	(D)	(D)	(D)
Truck and air	42	.7	1	—	1	.1	985
Truck and rail	8	.1	1	.1	(S)	.3	(S)
Truck and water	(S)	—	(S)	(S)	(S)	.1	(S)
Truck and pipeline ²	—	—	—	—	—	—	—
Rail and water	—	—	—	—	—	—	—
Inland water and Great Lakes	—	—	—	—	—	—	—
Inland water and deep sea	—	—	—	—	—	—	—
Other Modes							
Other and unknown modes	77	1.3	24	1.0	11	1.0	521
STCC 375, MOTORCYCLES, BICYCLES, OR PARTS							
Total	7 765	100.0	703	100.0	537	100.0	880
Single Modes							
Parcel, U.S. Postal Service, or courier	3 929	50.6	160	22.8	118	21.9	885
Private truck	1 329	17.1	(S)	(S)	(S)	(S)	(S)
For-hire truck	2 122	27.3	344	49.0	305	56.8	966
Air	(S)	—	—	—	—	—	(S)
Rail	(S)	(S)	(S)	(S)	(S)	.9	(S)
Inland water	—	—	—	—	—	—	—
Great Lakes	—	—	—	—	—	—	—
Deep sea water	—	—	—	—	—	—	—
Pipeline ²	—	—	—	—	—	—	—
Multiple Modes							
Private truck and for-hire truck	—	—	—	—	—	—	—
Truck and air	48	.6	2	.2	(S)	.5	(S)
Truck and rail	(S)	(S)	(S)	(S)	(S)	.2	(S)
Truck and water	(S)	(S)	(S)	(S)	(S)	(S)	(S)
Truck and pipeline ²	—	—	—	—	—	—	—
Rail and water	—	—	—	—	—	—	—
Inland water and Great Lakes	—	—	—	—	—	—	—
Inland water and deep sea	—	—	—	—	—	—	—
Other Modes							
Other and unknown modes	295	3.8	21	2.9	11	2.1	(S)
STCC 376, GUIDED MISSILE OR SPACE VEHICLE PARTS, NEC							
Total	9 720	100.0	(S)	(S)	(S)	(S)	(S)
Single Modes							
Parcel, U.S. Postal Service, or courier	(S)	(S)	2	1.5	1	.8	432
Private truck	578	5.9	(S)	(S)	2	1.6	174
For-hire truck	4 875	50.1	(S)	(S)	(S)	(S)	(S)
Air	(S)	(S)	—	(S)	—	.2	(S)
Rail	—	—	—	—	—	—	—
Inland water	—	—	—	—	—	—	—
Great Lakes	—	—	—	—	—	—	—
Deep sea water	—	—	—	—	—	—	—
Pipeline ²	—	—	—	—	—	—	—
Multiple Modes							
Private truck and for-hire truck	—	—	—	—	—	—	—
Truck and air	(S)	(S)	3	2.5	(S)	(S)	(S)
Truck and rail	—	—	—	—	—	—	—
Truck and water	—	—	—	—	—	—	—
Truck and pipeline ²	—	—	—	—	—	—	—
Rail and water	—	—	—	—	—	—	—
Inland water and Great Lakes	—	—	—	—	—	—	—
Inland water and deep sea	—	—	—	—	—	—	—
Other Modes							
Other and unknown modes	(S)	(S)	(S)	(S)	(S)	.6	(S)

Table 6b. **Shipment Characteristics by Three-Digit Commodity and Mode of Transportation for the United States: 1993—Con.**

[For explanation of terms and meaning of abbreviations and symbols, see introductory text. Detail may not add to total because of rounding]

STCC code, description and mode of transportation	Value		Tons		Ton-miles ¹		Average miles per shipment ¹
	Number (million dollars)	Percent	Number (thousands)	Percent	Number (millions)	Percent	
STCC 379, MISCELLANEOUS TRANSPORTATION EQUIPMENT							
Total	15 373	100.0	4 944	100.0	2 945	100.0	443
Single Modes							
Parcel, U.S. Postal Service, or courier	666	4.3	46	.9	23	.8	521
Private truck	3 574	23.2	1 271	25.7	364	12.3	102
For-hire truck	7 725	50.3	3 125	63.2	2 140	72.7	723
Air	—	—	—	—	—	—	(S)
Rail	47	.3	(S)	(S)	62	2.1	2 453
Inland water	—	—	—	—	—	—	—
Great Lakes	—	—	—	—	—	—	—
Deep sea water	—	—	—	—	—	—	—
Pipeline ²	—	—	—	—	—	—	—
Multiple Modes							
Private truck and for-hire truck	55	.4	39	.8	(S)	.4	(S)
Truck and air	55	.4	2	—	2	.1	1 189
Truck and rail	64	.4	35	.7	55	1.9	1 554
Truck and water	(S)	(S)	(S)	—	(S)	.3	(S)
Truck and pipeline ²	—	—	—	—	—	—	—
Rail and water	—	—	—	—	—	—	—
Inland water and Great Lakes	—	—	—	—	—	—	—
Inland water and deep sea	—	—	—	—	—	—	—
Other Modes							
Other and unknown modes	(S)	(S)	390	7.9	(S)	(S)	(S)
STCC 381, ENGINEERING, LABORATORY, OR SCIENTIFIC INSTRUMENTS							
Total	18 907	100.0	198	100.0	148	100.0	790
Single Modes							
Parcel, U.S. Postal Service, or courier	5 526	29.2	37	19.0	32	21.4	867
Private truck	(S)	(S)	21	10.5	5	3.4	136
For-hire truck	6 105	32.3	118	59.9	87	58.8	513
Air	71	.4	—	.1	—	.2	1 326
Rail	(S)	—	—	—	—	—	(S)
Inland water	—	—	—	—	—	—	—
Great Lakes	—	—	—	—	—	—	—
Deep sea water	—	—	—	—	—	—	—
Pipeline ²	—	—	—	—	—	—	—
Multiple Modes							
Private truck and for-hire truck	(S)	—	—	(S)	—	—	(S)
Truck and air	3 409	18.0	8	4.3	12	8.1	1 463
Truck and rail	(S)	—	—	(S)	(S)	.9	(S)
Truck and water	(S)	—	—	—	—	.2	(S)
Truck and pipeline ²	—	—	—	—	—	—	—
Rail and water	—	—	—	—	—	—	—
Inland water and Great Lakes	—	—	—	—	—	—	—
Inland water and deep sea	—	—	—	—	—	—	—
Other Modes							
Other and unknown modes	1 546	8.2	12	5.9	10	7.0	915
STCC 382, MEASURING, CONTROLLING, OR INDICATING INSTRUMENTS							
Total	13 015	100.0	347	100.0	238	100.0	645
Single Modes							
Parcel, U.S. Postal Service, or courier	5 456	41.9	60	17.2	45	18.8	669
Private truck	907	7.0	38	10.9	11	4.5	80
For-hire truck	4 326	33.2	220	63.3	148	62.3	736
Air	32	.2	—	(S)	—	.1	1 683
Rail	(S)	(S)	—	(S)	—	.1	(S)
Inland water	—	—	—	—	—	—	—
Great Lakes	—	—	—	—	—	—	—
Deep sea water	—	—	—	—	—	—	—
Pipeline ²	—	—	—	—	—	—	—
Multiple Modes							
Private truck and for-hire truck	—	—	—	—	—	—	—
Truck and air	1 582	12.2	16	4.5	20	8.6	1 441
Truck and rail	(S)	—	—	(S)	(S)	.3	(S)
Truck and water	(S)	—	—	—	—	.1	(S)
Truck and pipeline ²	—	—	—	—	—	—	—
Rail and water	—	—	—	—	—	—	—
Inland water and Great Lakes	—	—	—	—	—	—	—
Inland water and deep sea	—	—	—	—	—	—	—
Other Modes							
Other and unknown modes	692	5.3	13	3.8	12	5.2	537

Table 6b. Shipment Characteristics by Three-Digit Commodity and Mode of Transportation for the United States: 1993—Con.

[For explanation of terms and meaning of abbreviations and symbols, see introductory text. Detail may not add to total because of rounding]

STCC code, description and mode of transportation	Value		Tons		Ton-miles ¹		Average miles per shipment ¹
	Number (million dollars)	Percent	Number (thousands)	Percent	Number (millions)	Percent	
STCC 383, OPTICAL INSTRUMENTS OR LENSES							
Total	7 204	100.0	119	100.0	90	100.0	712
Single Modes							
Parcel, U.S. Postal Service, or courier	2 597	36.1	20	16.4	19	20.8	673
Private truck	(S)	(S)	(S)	(S)	(S)	(S)	(S)
For-hire truck	1 333	18.5	32	27.3	38	41.6	811
Air	10	.1	—	—	—	.1	(S)
Rail	—	—	—	—	—	—	(S)
Inland water	—	—	—	—	—	—	—
Great Lakes	—	—	—	—	—	—	—
Deep sea water	—	—	—	—	—	—	—
Pipeline ²	—	—	—	—	—	—	—
Multiple Modes							
Private truck and for-hire truck	—	—	—	—	—	—	—
Truck and air	603	8.4	10	8.1	15	16.7	1 471
Truck and rail	—	—	—	—	—	—	—
Truck and water	—	—	—	—	—	—	—
Truck and pipeline ²	—	—	—	—	—	—	—
Rail and water	—	—	—	—	—	—	—
Inland water and Great Lakes	—	—	—	—	—	—	—
Inland water and deep sea	—	—	—	—	—	—	—
Other Modes							
Other and unknown modes	(S)	(S)	(S)	(S)	(S)	(S)	(S)
STCC 384, SURGICAL, MEDICAL OR DENTAL INSTRUMENTS OR SUPPLIES							
Total	66 080	100.0	3 784	100.0	2 202	100.0	606
Single Modes							
Parcel, U.S. Postal Service, or courier	26 357	39.9	430	11.4	259	11.8	658
Private truck	10 452	15.8	887	23.5	171	7.8	79
For-hire truck	19 926	30.2	2 218	58.6	1 452	66.0	486
Air	145	.2	1	—	1	.1	1 450
Rail	894	1.4	95	2.5	151	6.9	(S)
Inland water	—	—	—	—	—	—	—
Great Lakes	—	—	—	—	—	—	—
Deep sea water	—	—	—	—	—	—	—
Pipeline ²	—	—	—	—	—	—	—
Multiple Modes							
Private truck and for-hire truck	—	—	—	—	—	—	(S)
Truck and air	5 302	8.0	28	.8	42	1.9	1 424
Truck and rail	(S)	(S)	(S)	(S)	(S)	.3	(S)
Truck and water	(S)	—	(S)	—	(S)	.3	(S)
Truck and pipeline ²	—	—	—	—	—	—	—
Rail and water	—	—	—	—	—	—	—
Inland water and Great Lakes	—	—	—	—	—	—	—
Inland water and deep sea	(S)	—	—	—	—	—	(S)
Other Modes							
Other and unknown modes	2 942	4.5	120	3.2	112	5.1	479
STCC 385, OPHTHALMIC OR OPTICIANS GOODS							
Total	6 250	100.0	145	100.0	122	100.0	703
Single Modes							
Parcel, U.S. Postal Service, or courier	4 712	75.4	81	55.6	69	56.4	710
Private truck	219	3.5	4	2.6	—	.3	133
For-hire truck	860	13.8	55	38.2	46	37.7	404
Air	18	.3	—	(S)	—	.2	(S)
Rail	—	—	—	—	—	—	—
Inland water	—	—	—	—	—	—	—
Great Lakes	—	—	—	—	—	—	—
Deep sea water	—	—	—	—	—	—	—
Pipeline ²	—	—	—	—	—	—	—
Multiple Modes							
Private truck and for-hire truck	—	—	—	—	—	—	(S)
Truck and air	171	2.7	2	1.0	2	1.9	1 347
Truck and rail	—	—	—	—	—	—	—
Truck and water	—	—	—	—	—	—	—
Truck and pipeline ²	—	—	—	—	—	—	—
Rail and water	—	—	—	—	—	—	—
Inland water and Great Lakes	—	—	—	—	—	—	—
Inland water and deep sea	—	—	—	—	—	—	—
Other Modes							
Other and unknown modes	(S)	(S)	3	2.4	(S)	(S)	(S)

Table 6b. **Shipment Characteristics by Three-Digit Commodity and Mode of Transportation for the United States: 1993—Con.**

[For explanation of terms and meaning of abbreviations and symbols, see introductory text. Detail may not add to total because of rounding]

STCC code, description and mode of transportation	Value		Tons		Ton-miles ¹		Average miles per shipment ¹
	Number (million dollars)	Percent	Number (thousands)	Percent	Number (millions)	Percent	
STCC 386, PHOTOGRAPHIC EQUIPMENT OR SUPPLIES							
Total	81 457	100.0	3 911	100.0	2 498	100.0	487
Single Modes							
Parcel, U.S. Postal Service, or courier	10 230	12.6	187	4.8	94	3.8	577
Private truck	5 652	6.9	459	11.7	45	1.8	43
For-hire truck	62 225	76.4	3 060	78.2	2 079	83.2	472
Air	(S)	—	—	—	—	—	(S)
Rail	(S)	(S)	(S)	(S)	(S)	.8	(S)
Inland water	—	—	—	—	—	—	—
Great Lakes	—	—	—	—	—	—	—
Deep sea water	—	—	—	—	—	—	—
Pipeline ²	—	—	—	—	—	—	—
Multiple Modes							
Private truck and for-hire truck	—	—	—	—	—	—	(S)
Truck and air	1 476	1.8	32	.8	43	1.7	1 140
Truck and rail	(S)	(S)	(S)	(S)	(S)	(S)	(S)
Truck and water	(S)	—	—	—	—	—	(S)
Truck and pipeline ²	—	—	—	—	—	—	—
Rail and water	—	—	—	—	—	—	—
Inland water and Great Lakes	—	—	—	—	—	—	—
Inland water and deep sea	(S)	—	—	—	(S)	—	(S)
Other Modes							
Other and unknown modes	(S)	(S)	130	3.3	(S)	(S)	(S)
STCC 387, WATCHES, CLOCKS, CLOCKWORK OPERATED DEVICES, OR PARTS							
Total	5 579	100.0	95	100.0	92	100.0	1 104
Single Modes							
Parcel, U.S. Postal Service, or courier	4 077	73.1	35	36.3	44	47.9	1 156
Private truck	154	2.8	12	12.6	(S)	(S)	(S)
For-hire truck	796	14.3	40	42.3	31	33.8	583
Air	(S)	—	—	—	—	—	(S)
Rail	—	—	—	—	—	—	—
Inland water	—	—	—	—	—	—	—
Great Lakes	—	—	—	—	—	—	—
Deep sea water	—	—	—	—	—	—	—
Pipeline ²	—	—	—	—	—	—	—
Multiple Modes							
Private truck and for-hire truck	—	—	—	—	—	—	(S)
Truck and air	(S)	(S)	2	1.8	(S)	(S)	(S)
Truck and rail	—	—	—	—	—	—	—
Truck and water	—	—	—	(S)	—	.2	(S)
Truck and pipeline ²	—	—	—	—	—	—	—
Rail and water	—	—	—	—	—	—	—
Inland water and Great Lakes	—	—	—	—	—	—	—
Inland water and deep sea	—	—	—	—	—	—	—
Other Modes							
Other and unknown modes	357	6.4	6	6.6	(S)	(S)	(S)
STCC 391, JEWELRY, SILVERWARE, OR PLATED WARE							
Total	23 692	100.0	158	100.0	114	100.0	860
Single Modes							
Parcel, U.S. Postal Service, or courier	16 541	69.8	56	35.5	51	44.7	861
Private truck	507	2.1	13	8.0	1	1.1	138
For-hire truck	1 688	7.1	76	48.4	51	44.7	554
Air	(S)	—	—	—	—	—	(S)
Rail	(D)	(D)	(D)	(D)	(D)	(D)	(D)
Inland water	—	—	—	—	—	—	—
Great Lakes	—	—	—	—	—	—	—
Deep sea water	—	—	—	—	—	—	—
Pipeline ²	—	—	—	—	—	—	—
Multiple Modes							
Private truck and for-hire truck	—	—	—	—	—	—	(S)
Truck and air	(S)	(S)	(S)	(S)	(S)	(S)	(S)
Truck and rail	—	—	—	—	—	—	(S)
Truck and water	(D)	(D)	(D)	(D)	(D)	(D)	(D)
Truck and pipeline ²	—	—	—	—	—	—	—
Rail and water	—	—	—	—	—	—	—
Inland water and Great Lakes	—	—	—	—	—	—	—
Inland water and deep sea	—	—	—	—	—	—	—
Other Modes							
Other and unknown modes	1 170	4.9	10	6.3	(S)	(S)	(S)

Table 6b. Shipment Characteristics by Three-Digit Commodity and Mode of Transportation for the United States: 1993—Con.

[For explanation of terms and meaning of abbreviations and symbols, see introductory text. Detail may not add to total because of rounding]

STCC code, description and mode of transportation	Value		Tons		Ton-miles ¹		Average miles per shipment ¹
	Number (million dollars)	Percent	Number (thousands)	Percent	Number (millions)	Percent	
STCC 393, MUSICAL INSTRUMENTS OR PARTS							
Total	3 369	100.0	178	100.0	146	100.0	944
Single Modes							
Parcel, U.S. Postal Service, or courier	1 319	39.2	37	20.6	36	24.5	999
Private truck	454	13.5	33	18.7	23	16.0	627
For-hire truck	1 416	42.0	99	55.5	79	54.1	658
Air	—	—	—	—	—	—	(S)
Rail	(S)	(S)	(S)	(S)	(S)	(S)	(S)
Inland water	—	—	—	—	—	—	—
Great Lakes	—	—	—	—	—	—	—
Deep sea water	—	—	—	—	—	—	—
Pipeline ²	—	—	—	—	—	—	—
Multiple Modes							
Private truck and for-hire truck	—	—	—	—	—	—	—
Truck and air	9	.3	—	.2	1	.4	1 348
Truck and rail	(S)	(S)	(S)	(S)	(S)	.3	(S)
Truck and water	—	—	—	—	—	—	—
Truck and pipeline ²	—	—	—	—	—	—	—
Rail and water	—	—	—	—	—	—	—
Inland water and Great Lakes	—	—	—	—	—	—	—
Inland water and deep sea	—	—	—	—	—	—	—
Other Modes							
Other and unknown modes	157	4.7	7	4.1	5	3.4	615
STCC 394, TOYS, AMUSEMENTS, SPORTING OR ATHLETIC GOODS							
Total	49 535	100.0	5 519	100.0	3 787	100.0	1 003
Single Modes							
Parcel, U.S. Postal Service, or courier	11 255	22.7	480	8.7	516	13.6	1 041
Private truck	9 370	18.9	1 227	22.2	306	8.1	280
For-hire truck	26 613	53.7	3 548	64.3	2 643	69.8	918
Air	(S)	(S)	(S)	(S)	(S)	.1	(S)
Rail	233	.5	(S)	(S)	(S)	(S)	(S)
Inland water	—	—	—	—	—	—	—
Great Lakes	—	—	—	—	—	—	—
Deep sea water	—	—	—	—	—	—	(S)
Pipeline ²	—	—	—	—	—	—	—
Multiple Modes							
Private truck and for-hire truck	(S)	—	(S)	—	—	—	(S)
Truck and air	409	.8	(S)	(S)	32	.8	1 427
Truck and rail	43	.1	6	.1	10	.3	2 521
Truck and water	(S)	—	(S)	—	(S)	.1	(S)
Truck and pipeline ²	—	—	—	—	—	—	—
Rail and water	—	—	—	—	—	—	—
Inland water and Great Lakes	—	—	—	—	—	—	—
Inland water and deep sea	(S)	(S)	(S)	(S)	(S)	(S)	(S)
Other Modes							
Other and unknown modes	1 481	3.0	148	2.7	131	3.5	776
STCC 395, PENS, PENCILS, OR OTHER OFFICE MATERIALS, OR ARTISTS' MATERIALS							
Total	6 600	100.0	545	100.0	391	100.0	490
Single Modes							
Parcel, U.S. Postal Service, or courier	2 800	42.4	147	26.9	79	20.2	608
Private truck	927	14.0	67	12.2	14	3.6	40
For-hire truck	2 358	35.7	281	51.5	233	59.5	570
Air	(S)	—	—	—	—	—	(S)
Rail	—	—	—	—	—	—	—
Inland water	—	—	—	—	—	—	—
Great Lakes	—	—	—	—	—	—	—
Deep sea water	—	—	—	—	—	—	—
Pipeline ²	—	—	—	—	—	—	—
Multiple Modes							
Private truck and for-hire truck	(S)	(S)	—	—	—	—	(S)
Truck and air	42	.6	1	.2	2	.4	1 516
Truck and rail	159	2.4	17	3.2	45	11.4	2 682
Truck and water	—	—	—	—	—	—	(S)
Truck and pipeline ²	—	—	—	—	—	—	—
Rail and water	—	—	—	—	—	—	—
Inland water and Great Lakes	—	—	—	—	—	—	—
Inland water and deep sea	—	—	—	—	—	—	—
Other Modes							
Other and unknown modes	304	4.6	32	5.9	19	4.7	158

Table 6b. **Shipment Characteristics by Three-Digit Commodity and Mode of Transportation for the United States: 1993—Con.**

[For explanation of terms and meaning of abbreviations and symbols, see introductory text. Detail may not add to total because of rounding]

STCC code, description and mode of transportation	Value		Tons		Ton-miles ¹		Average miles per shipment ¹
	Number (million dollars)	Percent	Number (thousands)	Percent	Number (millions)	Percent	
STCC 396, COSTUME JEWELRY, BUTTONS, NOVELTIES, OR NOTIONS							
Total	9 637	100.0	400	100.0	391	100.0	960
Single Modes							
Parcel, U.S. Postal Service, or courier	6 057	62.8	158	39.4	174	44.4	1 016
Private truck	938	9.7	56	13.9	15	3.7	104
For-hire truck	2 183	22.6	160	39.9	157	40.1	814
Air	1	—	—	—	—	—	(S)
Rail	(D)	(D)	(D)	(D)	(D)	(D)	(D)
Inland water	—	—	—	—	—	—	—
Great Lakes	—	—	—	—	—	—	—
Deep sea water	—	—	—	—	—	—	—
Pipeline ²	—	—	—	—	—	—	—
Multiple Modes							
Private truck and for-hire truck	—	—	—	—	—	—	—
Truck and air	152	1.6	2	.4	3	.8	2 192
Truck and rail	—	—	—	—	—	—	—
Truck and water	(D)	(D)	(D)	(D)	(D)	(D)	(D)
Truck and pipeline ²	—	—	—	—	—	—	—
Rail and water	—	—	—	—	—	—	—
Inland water and Great Lakes	—	—	—	—	—	—	—
Inland water and deep sea	—	—	—	—	—	—	—
Other Modes							
Other and unknown modes	307	3.2	(S)	(S)	(S)	(S)	(S)
STCC 399, MISCELLANEOUS MANUFACTURED PRODUCTS							
Total	107 969	100.0	13 930	100.0	6 162	100.0	836
Single Modes							
Parcel, U.S. Postal Service, or courier	13 126	12.2	522	3.7	425	6.9	982
Private truck	(S)	(S)	5 295	38.0	1 063	17.2	95
For-hire truck	43 935	40.7	7 259	52.1	4 110	66.7	708
Air	35	—	(S)	—	(S)	.1	(S)
Rail	227	.2	105	.8	179	2.9	995
Inland water	(D)	(D)	(D)	(D)	(D)	(D)	(D)
Great Lakes	—	—	—	—	—	—	—
Deep sea water	—	—	—	—	—	—	—
Pipeline ²	—	—	—	—	—	—	—
Multiple Modes							
Private truck and for-hire truck	(S)	(S)	(S)	(S)	(S)	(S)	(S)
Truck and air	838	.8	18	.1	29	.5	1 510
Truck and rail	(S)	(S)	(S)	(S)	(S)	.3	(S)
Truck and water	(D)	(D)	(D)	(D)	(D)	(D)	(D)
Truck and pipeline ²	—	—	—	—	—	—	—
Rail and water	—	—	—	—	—	—	—
Inland water and Great Lakes	—	—	—	—	—	—	—
Inland water and deep sea	1	—	1	—	3	.1	2 199
Other Modes							
Other and unknown modes	2 547	2.4	278	2.0	155	2.5	510
STCC 401, ASHES							
Total	229	100.0	13 341	100.0	1 562	100.0	118
Single Modes							
Parcel, U.S. Postal Service, or courier	—	—	—	—	—	—	(S)
Private truck	(S)	(S)	(S)	(S)	(S)	(S)	(S)
For-hire truck	(S)	(S)	(S)	(S)	(S)	(S)	(S)
Air	—	—	—	—	—	—	—
Rail	(S)	(S)	(S)	(S)	(S)	(S)	(S)
Inland water	(S)	(S)	(S)	(S)	(S)	.3	(S)
Great Lakes	—	—	—	—	—	—	—
Deep sea water	—	—	—	—	—	—	—
Pipeline ²	—	—	—	—	—	—	—
Multiple Modes							
Private truck and for-hire truck	—	—	—	—	—	—	—
Truck and air	—	—	—	—	—	—	—
Truck and rail	—	—	—	—	—	—	—
Truck and water	—	—	—	—	—	—	—
Truck and pipeline ²	—	—	—	—	—	—	—
Rail and water	—	—	—	—	—	—	—
Inland water and Great Lakes	—	—	—	—	—	—	—
Inland water and deep sea	6	2.6	59	.4	22	1.4	375
Other Modes							
Other and unknown modes	(S)	(S)	(S)	(S)	(S)	(S)	(S)

Table 6b. Shipment Characteristics by Three-Digit Commodity and Mode of Transportation for the United States: 1993—Con.

[For explanation of terms and meaning of abbreviations and symbols, see introductory text. Detail may not add to total because of rounding]

STCC code, description and mode of transportation	Value		Tons		Ton-miles ¹		Average miles per shipment ¹
	Number (million dollars)	Percent	Number (thousands)	Percent	Number (millions)	Percent	
STCC 402, WASTE OR SCRAP							
Total	18 029	100.0	117 552	100.0	26 030	100.0	162
Single Modes							
Parcel, U.S. Postal Service, or courier	(S)	(S)	2	—	—	—	(S)
Private truck	5 582	31.0	31 992	27.2	2 195	8.4	57
For-hire truck	8 569	47.5	52 030	44.3	9 941	38.2	197
Air	—	—	—	—	—	—	—
Rail	3 089	17.1	27 770	23.6	9 979	38.3	375
Inland water	271	1.5	2 191	1.9	1 758	6.8	678
Great Lakes	—	—	—	—	—	—	—
Deep sea water	—	—	—	—	—	—	—
Pipeline ²	—	—	—	—	—	—	—
Multiple Modes							
Private truck and for-hire truck	67	.4	261	.2	34	.1	134
Truck and air	—	—	(S)	—	(S)	—	(S)
Truck and rail	(D)	(D)	(D)	(D)	(D)	(D)	(D)
Truck and water	54	.3	417	.4	642	2.5	3 947
Truck and pipeline ²	—	—	—	—	—	—	—
Rail and water	(D)	(D)	(D)	(D)	(D)	(D)	(D)
Inland water and Great Lakes	—	—	—	—	—	—	—
Inland water and deep sea	(D)	(D)	(D)	(D)	(D)	(D)	(D)
Other Modes							
Other and unknown modes	209	1.2	2 142	1.8	782	3.0	357
STCC 411, MISCELLANEOUS FREIGHT SHIPMENTS							
Total	77 286	100.0	20 711	100.0	4 913	100.0	497
Single Modes							
Parcel, U.S. Postal Service, or courier	1 974	2.6	60	.3	48	1.0	722
Private truck	59 455	76.9	17 599	85.0	3 561	72.5	142
For-hire truck	14 315	18.5	2 888	13.9	1 213	24.7	518
Air	7	—	—	—	—	—	(S)
Rail	(S)	(S)	27	.1	17	.3	658
Inland water	—	—	—	—	—	—	—
Great Lakes	—	—	—	—	—	—	—
Deep sea water	—	—	—	—	—	—	—
Pipeline ²	—	—	—	—	—	—	—
Multiple Modes							
Private truck and for-hire truck	(D)	(D)	(D)	(D)	(D)	(D)	(D)
Truck and air	774	1.0	5	—	7	.1	1 646
Truck and rail	8	—	6	—	10	.2	1 583
Truck and water	(S)	(S)	(S)	(S)	(S)	.7	(S)
Truck and pipeline ²	—	—	—	—	—	—	—
Rail and water	—	—	—	—	—	—	—
Inland water and Great Lakes	—	—	—	—	—	—	—
Inland water and deep sea	(D)	(D)	(D)	(D)	(D)	(D)	(D)
Other Modes							
Other and unknown modes	663	.9	111	.5	23	.5	227
STCC 412, SPECIAL COMMODITIES NOT TAKEN IN REGULAR FREIGHT SERVICE							
Total	4 011	100.0	119	100.0	(S)	(S)	(S)
Single Modes							
Parcel, U.S. Postal Service, or courier	1 582	39.4	10	8.1	8	6.4	540
Private truck	88	2.2	(S)	(S)	1	1.2	(S)
For-hire truck	774	19.3	(S)	(S)	22	17.6	1 125
Air	—	—	—	—	—	—	—
Rail	—	—	(S)	(S)	—	.1	(S)
Inland water	—	—	—	—	—	—	—
Great Lakes	—	—	—	—	—	—	—
Deep sea water	—	—	—	—	—	—	—
Pipeline ²	—	—	—	—	—	—	—
Multiple Modes							
Private truck and for-hire truck	—	—	—	—	—	—	—
Truck and air	(S)	(S)	(S)	(S)	(S)	(S)	(S)
Truck and rail	—	—	—	—	—	—	—
Truck and water	—	—	—	—	—	—	—
Truck and pipeline ²	—	—	—	—	—	—	—
Rail and water	—	—	—	—	—	—	—
Inland water and Great Lakes	—	—	—	—	—	—	—
Inland water and deep sea	—	—	—	—	—	—	—
Other Modes							
Other and unknown modes	(S)	(S)	(S)	(S)	(S)	.5	(S)

Table 6b. Shipment Characteristics by Three-Digit Commodity and Mode of Transportation for the United States: 1993—Con.

[For explanation of terms and meaning of abbreviations and symbols, see introductory text. Detail may not add to total because of rounding]

STCC code, description and mode of transportation	Value		Tons		Ton-miles ¹		Average miles per shipment ¹
	Number (million dollars)	Percent	Number (thousands)	Percent	Number (millions)	Percent	
STCC 429, CONTAINERS, CARRIERS OR DEVICES, SHIPPING, RETURNED EMPTY							
Total	1 144	100.0	702	100.0	230	100.0	229
Single Modes							
Parcel, U.S. Postal Service, or courier	(D)	(D)	(D)	(D)	(D)	(D)	(D)
Private truck	(D)	(D)	(D)	(D)	(D)	(D)	(D)
For-hire truck	570	49.8	383	54.6	128	55.7	373
Air	—	—	—	—	—	—	(S)
Rail	(S)	(S)	(S)	(S)	(S)	(S)	(S)
Inland water	(D)	(D)	(D)	(D)	(D)	(D)	(D)
Great Lakes	—	—	—	—	—	—	—
Deep sea water	—	—	—	—	—	—	—
Pipeline ²	—	—	—	—	—	—	—
Multiple Modes							
Private truck and for-hire truck	—	—	—	—	—	—	—
Truck and air	(D)	(D)	(D)	(D)	(D)	(D)	(D)
Truck and rail	—	—	—	—	—	—	—
Truck and water	(D)	(D)	(D)	(D)	(D)	(D)	(D)
Truck and pipeline ²	—	—	—	—	—	—	—
Rail and water	—	—	—	—	—	—	—
Inland water and Great Lakes	—	—	—	—	—	—	—
Inland water and deep sea	—	—	—	—	—	—	—
Other Modes							
Other and unknown modes	(D)	(D)	(D)	(D)	(D)	(D)	(D)
STCC 489, HAZARDOUS MATERIALS							
Total	558	100.0	813	100.0	314	100.0	190
Single Modes							
Parcel, U.S. Postal Service, or courier	(D)	(D)	(D)	(D)	(D)	(D)	(D)
Private truck	(D)	(D)	(D)	(D)	(D)	(D)	(D)
For-hire truck	267	47.9	290	35.7	124	39.5	373
Air	—	—	—	—	—	—	—
Rail	13	2.3	72	8.8	97	30.8	1 618
Inland water	—	—	—	—	—	—	—
Great Lakes	—	—	—	—	—	—	—
Deep sea water	—	—	—	—	—	—	—
Pipeline ²	—	—	—	—	—	—	—
Multiple Modes							
Private truck and for-hire truck	(D)	(D)	(D)	(D)	(D)	(D)	(D)
Truck and air	(D)	(D)	(D)	(D)	(D)	(D)	(D)
Truck and rail	(D)	(D)	(D)	(D)	(D)	(D)	(D)
Truck and water	—	—	—	—	—	—	—
Truck and pipeline ²	—	—	—	—	—	—	—
Rail and water	—	—	—	—	—	—	—
Inland water and Great Lakes	—	—	—	—	—	—	—
Inland water and deep sea	—	—	—	—	—	—	—
Other Modes							
Other and unknown modes	(D)	(D)	(D)	(D)	(D)	(D)	(D)

Note: "Deep sea water" as a single mode describes shipments moving only on the open waters of the oceans or the Gulf of Mexico. Most shipments moving primarily on the open ocean are tabulated under "Inland water and deep sea".

— Represents zero or less than 1 unit of measure.

(D) Denotes figures withheld to avoid disclosing data for individual companies.

(S) Data do not meet publication standards due to high sampling variability or other reasons. Some unpublished estimates can be derived by subtracting published data from their respective totals. However, the figures obtained by such subtraction are subject to these same limitations.

¹Average miles and ton-miles are based on the estimated distance traveled, not on Great Circle Distance. See the "Mileage Calculations" section of this report for explanation. Calculation of average miles per shipment excludes shipments of STCC 27, Printed Matter. See "About the Data" section of this report for further explanation.

²CFS data for pipelines exclude most shipments of crude oil. See "About the Data" section for details of CFS coverage.

Table 7. Shipment Characteristics by Commodity and Distance Shipped for the United States: 1993

[For explanation of terms and meaning of abbreviations and symbols, see introductory text. Detail may not add to total because of rounding]

STCC code, description and distance shipped (based on Great Circle Distance)	Value (million dollars)	Tons (thousands)	Ton-miles ¹ (millions)
All commodities	5 846 334	9 688 493	2 420 915
Less than 50 miles	1 770 189	5 423 012	119 533
50 to 99 miles	536 987	1 066 691	106 447
100 to 249 miles	927 911	1 149 069	262 494
250 to 499 miles	851 303	858 891	421 432
500 to 749 miles	570 804	535 424	466 413
750 to 999 miles	371 685	289 304	341 582
1,000 to 1,499 miles	348 451	241 219	391 113
1,500 to 1,999 miles	228 380	76 413	171 072
2,000 miles or more	242 625	48 470	140 830
STCC 01, Farm products	142 442	636 630	276 260
Less than 50 miles	58 296	264 236	6 075
50 to 99 miles	15 488	59 015	5 426
100 to 249 miles	21 219	77 041	17 781
250 to 499 miles	17 195	81 844	43 777
500 to 749 miles	12 075	71 594	67 332
750 to 999 miles	6 895	39 062	51 029
1,000 to 1,499 miles	5 905	32 919	55 522
1,500 to 1,999 miles	2 779	6 458	13 964
2,000 miles or more	2 590	4 461	15 353
STCC 08, Forest products	1 700	30 520	3 635
Less than 50 miles	(S)	19 247	576
50 to 99 miles	272	7 018	703
100 to 249 miles	201	2 668	498
250 to 499 miles	101	664	285
500 to 749 miles	(S)	239	177
750 to 999 miles	(S)	149	155
1,000 to 1,499 miles	82	(S)	(S)
1,500 to 1,999 miles	17	(S)	(S)
2,000 miles or more	69	(S)	(S)
STCC 09, Fresh fish or other marine products	11 062	2 995	1 746
Less than 50 miles	4 227	899	24
50 to 99 miles	919	249	24
100 to 249 miles	2 025	565	124
250 to 499 miles	907	320	142
500 to 749 miles	532	276	(S)
750 to 999 miles	881	248	247
1,000 to 1,499 miles	722	209	301
1,500 to 1,999 miles	248	52	106
2,000 miles or more	602	177	538
STCC 10, Metallic ores	20 278	149 562	36 895
Less than 50 miles	4 917	86 538	1 317
50 to 99 miles	1 715	12 194	1 142
100 to 249 miles	1 870	(S)	(S)
250 to 499 miles	3 496	12 363	8 457
500 to 749 miles	4 776	14 074	12 594
750 to 999 miles	342	1 039	1 450
1,000 to 1,499 miles	730	4 515	7 401
1,500 to 1,999 miles	(S)	345	764
2,000 miles or more	1 646	12	36
STCC 11, Coal	23 449	1 129 945	487 791
Less than 50 miles	8 399	410 210	9 953
50 to 99 miles	2 638	98 970	12 436
100 to 249 miles	4 508	164 193	47 149
250 to 499 miles	4 783	181 530	96 722
500 to 749 miles	1 722	135 204	129 086
750 to 999 miles	939	84 133	101 912
1,000 to 1,499 miles	397	53 444	85 096
1,500 to 1,999 miles	(S)	(S)	4 585
2,000 miles or more	(S)	(S)	(S)
STCC 13, Crude petroleum, natural gas, or gasoline	(S)	(S)	(S)
Less than 50 miles	(S)	(S)	(S)
50 to 99 miles	(S)	(S)	(S)
100 to 249 miles	(S)	(S)	(S)
250 to 499 miles	(S)	(S)	(S)
500 to 749 miles	(S)	(S)	(S)
750 to 999 miles	(S)	(S)	(S)
1,000 to 1,499 miles	(S)	(S)	(S)
1,500 to 1,999 miles	(S)	(S)	(S)
2,000 miles or more	-	-	-
STCC 14, Nonmetallic minerals	20 695	1 786 381	155 417
Less than 50 miles	12 343	1 440 170	29 785
50 to 99 miles	2 182	131 820	11 937
100 to 249 miles	2 286	108 798	26 024
250 to 499 miles	1 174	41 274	19 405
500 to 749 miles	1 168	38 497	31 001
750 to 999 miles	663	15 209	17 228
1,000 to 1,499 miles	563	6 726	10 870
1,500 to 1,999 miles	203	2 975	6 562
2,000 miles or more	113	(S)	(S)
STCC 19, Ordnance or accessories	17 174	663	629
Less than 50 miles	899	42	1
50 to 99 miles	544	18	2

Table 7. Shipment Characteristics by Commodity and Distance Shipped for the United States: 1993—Con.

[For explanation of terms and meaning of abbreviations and symbols, see introductory text. Detail may not add to total because of rounding]

STCC code, description and distance shipped (based on Great Circle Distance)	Value (million dollars)	Tons (thousands)	Ton-miles ¹ (millions)
STCC 19, Ordnance or accessories—Con.			
100 to 249 miles	1 691	128	25
250 to 499 miles	1 922	114	51
500 to 749 miles	1 397	87	67
750 to 999 miles	4 404	90	99
1,000 to 1,499 miles	2 906	77	113
1,500 to 1,999 miles	1 196	52	111
2,000 miles or more	2 218	55	159
STCC 20, Food or kindred products	856 884	859 764	270 984
Less than 50 miles	333 910	360 205	8 571
50 to 99 miles	111 555	115 757	10 989
100 to 249 miles	153 188	154 630	31 484
250 to 499 miles	94 992	92 791	41 586
500 to 749 miles	58 566	53 239	42 230
750 to 999 miles	34 657	29 943	33 032
1,000 to 1,499 miles	37 501	28 825	43 763
1,500 to 1,999 miles	19 984	15 407	33 401
2,000 miles or more	12 529	8 966	25 930
STCC 21, Tobacco products, excluding insecticides	60 640	3 225	931
Less than 50 miles	27 768	1 307	25
50 to 99 miles	5 867	365	34
100 to 249 miles	6 533	741	144
250 to 499 miles	8 617	398	185
500 to 749 miles	5 603	214	165
750 to 999 miles	2 116	69	75
1,000 to 1,499 miles	999	32	44
1,500 to 1,999 miles	968	32	69
2,000 miles or more	2 168	67	190
STCC 22, Textile mill products	102 189	24 757	11 341
Less than 50 miles	23 898	6 359	140
50 to 99 miles	9 418	2 412	229
100 to 249 miles	20 576	5 254	1 120
250 to 499 miles	16 521	4 366	1 997
500 to 749 miles	14 560	3 173	2 363
750 to 999 miles	5 417	1 104	1 136
1,000 to 1,499 miles	4 285	715	1 001
1,500 to 1,999 miles	2 811	575	1 226
2,000 miles or more	4 704	800	2 129
STCC 23, Apparel or other finished textile products	291 203	15 128	9 967
Less than 50 miles	53 965	2 794	65
50 to 99 miles	19 699	1 020	98
100 to 249 miles	45 509	2 631	582
250 to 499 miles	56 122	2 973	1 338
500 to 749 miles	39 364	2 355	1 783
750 to 999 miles	20 850	981	1 034
1,000 to 1,499 miles	17 894	782	1 126
1,500 to 1,999 miles	15 830	748	1 571
2,000 miles or more	21 969	845	2 369
STCC 24, Lumber or wood products, excluding furniture	126 662	663 351	120 669
Less than 50 miles	47 225	383 165	12 312
50 to 99 miles	18 262	136 150	12 987
100 to 249 miles	22 371	73 651	15 294
250 to 499 miles	12 764	28 956	13 300
500 to 749 miles	7 454	13 171	10 389
750 to 999 miles	5 679	7 983	9 175
1,000 to 1,499 miles	4 182	5 708	9 379
1,500 to 1,999 miles	3 943	5 960	13 795
2,000 miles or more	4 781	8 608	24 038
STCC 25, Furniture or fixtures	69 471	16 568	9 789
Less than 50 miles	18 520	3 775	82
50 to 99 miles	4 738	1 082	104
100 to 249 miles	11 179	2 767	584
250 to 499 miles	11 564	3 019	1 386
500 to 749 miles	9 754	2 383	1 773
750 to 999 miles	4 911	1 349	1 414
1,000 to 1,499 miles	3 652	1 030	1 486
1,500 to 1,999 miles	2 700	642	1 369
2,000 miles or more	2 454	521	1 591
STCC 26, Pulp, paper, or allied products	195 002	217 233	100 721
Less than 50 miles	63 474	64 414	1 607
50 to 99 miles	17 762	22 119	2 105
100 to 249 miles	30 777	35 552	7 824
250 to 499 miles	31 201	36 479	17 525
500 to 749 miles	21 248	25 264	20 450
750 to 999 miles	13 921	16 854	18 818
1,000 to 1,499 miles	8 495	9 259	14 231
1,500 to 1,999 miles	4 972	4 310	9 545
2,000 miles or more	3 152	2 982	8 615
STCC 27, Printed matter	(S)	(S)	(S)
Less than 50 miles	(S)	(S)	(S)
50 to 99 miles	(S)	(S)	(S)
100 to 249 miles	(S)	(S)	(S)
250 to 499 miles	(S)	(S)	(S)
500 to 749 miles	(S)	(S)	(S)

Table 7. Shipment Characteristics by Commodity and Distance Shipped for the United States: 1993—Con.

[For explanation of terms and meaning of abbreviations and symbols, see introductory text. Detail may not add to total because of rounding]

STCC code, description and distance shipped (based on Great Circle Distance)	Value (million dollars)	Tons (thousands)	Ton-miles ¹ (millions)
STCC 27, Printed matter—Con.			
750 to 999 miles	(S)	(S)	(S)
1,000 to 1,499 miles	(S)	(S)	(S)
1,500 to 1,999 miles	(S)	(S)	(S)
2,000 miles or more	(S)	(S)	(S)
STCC 28, Chemicals or allied products	532 907	545 405	236 856
Less than 50 miles	146 442	199 674	4 725
50 to 99 miles	51 156	56 726	5 417
100 to 249 miles	91 986	84 298	18 357
250 to 499 miles	87 716	63 435	31 508
500 to 749 miles	61 118	66 800	58 845
750 to 999 miles	36 465	32 101	37 449
1,000 to 1,499 miles	28 204	25 593	41 552
1,500 to 1,999 miles	16 901	12 245	26 600
2,000 miles or more	12 920	4 532	12 402
STCC 29, Petroleum or coal products	359 471	1 885 833	287 081
Less than 50 miles	243 500	1 245 019	27 131
50 to 99 miles	40 668	244 761	25 700
100 to 249 miles	32 311	181 831	40 942
250 to 499 miles	24 491	129 137	61 073
500 to 749 miles	5 623	26 441	23 498
750 to 999 miles	3 368	13 968	18 413
1,000 to 1,499 miles	7 338	37 020	67 573
1,500 to 1,999 miles	1 537	5 485	15 296
2,000 miles or more	634	(S)	(S)
STCC 30, Rubber or miscellaneous plastics products	175 267	52 349	25 528
Less than 50 miles	40 200	13 766	325
50 to 99 miles	16 355	4 857	448
100 to 249 miles	28 412	8 907	1 876
250 to 499 miles	32 350	9 560	4 279
500 to 749 miles	21 595	6 412	4 814
750 to 999 miles	13 084	3 519	3 671
1,000 to 1,499 miles	11 451	2 752	3 962
1,500 to 1,999 miles	6 669	1 506	3 197
2,000 miles or more	5 152	1 070	2 957
STCC 31, Leather or leather products	50 645	2 401	2 182
Less than 50 miles	4 232	256	6
50 to 99 miles	4 088	170	16
100 to 249 miles	5 599	301	61
250 to 499 miles	7 484	406	185
500 to 749 miles	7 730	372	292
750 to 999 miles	6 084	270	288
1,000 to 1,499 miles	7 925	282	418
1,500 to 1,999 miles	2 505	134	274
2,000 miles or more	4 999	210	643
STCC 32, Clay, concrete, glass, or stone products	91 365	799 481	84 032
Less than 50 miles	39 722	583 378	9 628
50 to 99 miles	8 358	77 528	7 456
100 to 249 miles	14 172	75 869	16 404
250 to 499 miles	11 689	33 399	15 854
500 to 749 miles	6 596	14 408	11 953
750 to 999 miles	3 482	6 366	7 129
1,000 to 1,499 miles	3 371	5 377	8 016
1,500 to 1,999 miles	1 815	1 530	3 264
2,000 miles or more	2 160	1 625	4 327
STCC 33, Primary metal products	228 610	266 409	97 266
Less than 50 miles	59 424	88 238	2 077
50 to 99 miles	20 189	25 403	2 466
100 to 249 miles	44 200	54 071	11 615
250 to 499 miles	46 704	51 199	23 913
500 to 749 miles	23 149	22 003	16 926
750 to 999 miles	12 963	10 976	12 104
1,000 to 1,499 miles	10 100	7 829	12 002
1,500 to 1,999 miles	7 004	4 841	11 128
2,000 miles or more	4 876	1 849	5 035
STCC 34, Fabricated metal products	237 316	84 895	30 489
Less than 50 miles	68 338	28 308	679
50 to 99 miles	21 990	9 374	878
100 to 249 miles	38 891	16 546	3 502
250 to 499 miles	39 811	14 282	6 445
500 to 749 miles	25 435	7 717	5 854
750 to 999 miles	14 512	3 750	3 892
1,000 to 1,499 miles	14 580	2 621	3 849
1,500 to 1,999 miles	7 355	1 368	2 838
2,000 miles or more	6 405	929	2 553
STCC 35, Machinery, excluding electrical	442 770	34 180	19 112
Less than 50 miles	92 693	9 053	208
50 to 99 miles	28 590	2 616	247
100 to 249 miles	57 477	5 330	1 147
250 to 499 miles	65 557	5 729	2 623
500 to 749 miles	57 321	4 365	3 388

Table 7. Shipment Characteristics by Commodity and Distance Shipped for the United States: 1993—Con.

[For explanation of terms and meaning of abbreviations and symbols, see introductory text. Detail may not add to total because of rounding]

STCC code, description and distance shipped (based on Great Circle Distance)	Value (million dollars)	Tons (thousands)	Ton-miles ¹ (millions)
STCC 35, Machinery, excluding electrical—Con.			
750 to 999 miles	39 232	2 604	2 727
1,000 to 1,499 miles	43 490	2 154	3 115
1,500 to 1,999 miles	28 277	1 491	3 380
2,000 miles or more	30 134	838	2 276
STCC 36, Electrical machinery, equipment, or supplies	411 030	30 156	19 591
Less than 50 miles	91 143	6 640	151
50 to 99 miles	26 530	2 265	219
100 to 249 miles	46 039	4 080	866
250 to 499 miles	61 642	5 607	2 528
500 to 749 miles	47 286	4 061	3 064
750 to 999 miles	32 667	2 363	2 488
1,000 to 1,499 miles	39 946	2 402	3 544
1,500 to 1,999 miles	29 168	1 576	3 390
2,000 miles or more	36 609	1 162	3 342
STCC 37, Transportation equipment	652 474	87 617	49 098
Less than 50 miles	143 106	22 513	479
50 to 99 miles	44 169	7 580	731
100 to 249 miles	100 765	15 187	3 390
250 to 499 miles	114 328	16 318	7 796
500 to 749 miles	67 144	9 245	7 208
750 to 999 miles	58 149	6 017	6 709
1,000 to 1,499 miles	45 639	4 677	7 275
1,500 to 1,999 miles	38 436	3 393	7 613
2,000 miles or more	40 739	2 688	7 896
STCC 38, Instruments, photographic goods, optical goods, watches, or clocks	198 492	8 600	5 390
Less than 50 miles	41 884	2 085	51
50 to 99 miles	18 837	805	77
100 to 249 miles	31 362	1 489	319
250 to 499 miles	26 426	1 052	473
500 to 749 miles	21 887	1 056	798
750 to 999 miles	14 402	619	662
1,000 to 1,499 miles	17 094	677	980
1,500 to 1,999 miles	10 079	315	672
2,000 miles or more	16 520	502	1 357
STCC 39, Miscellaneous products of manufacturing	200 803	20 731	10 992
Less than 50 miles	34 895	4 653	122
50 to 99 miles	13 292	1 837	171
100 to 249 miles	50 952	4 831	1 067
250 to 499 miles	28 087	3 297	1 430
500 to 749 miles	17 169	1 934	1 467
750 to 999 miles	19 141	1 570	1 645
1,000 to 1,499 miles	15 413	1 245	1 808
1,500 to 1,999 miles	10 150	728	1 521
2,000 miles or more	11 703	635	1 761
STCC 40, Waste or scrap materials	18 258	130 894	27 591
Less than 50 miles	7 712	58 091	1 310
50 to 99 miles	2 402	22 896	2 417
100 to 249 miles	3 492	25 704	5 404
250 to 499 miles	2 455	14 256	6 887
500 to 749 miles	1 046	4 935	4 155
750 to 999 miles	596	2 806	3 276
1,000 to 1,499 miles	256	1 433	2 285
1,500 to 1,999 miles	231	539	1 102
2,000 miles or more	69	(S)	(S)
STCC 41, Miscellaneous freight shipments	81 297	20 830	5 038
Less than 50 miles	10 977	4 035	128
50 to 99 miles	12 024	4 656	437
100 to 249 miles	30 453	7 625	1 580
250 to 499 miles	14 609	2 921	1 264
500 to 749 miles	6 437	1 031	760
750 to 999 miles	1 335	227	237
1,000 to 1,499 miles	2 060	154	223
1,500 to 1,999 miles	643	63	125
2,000 miles or more	2 758	117	285
STCC 42, Containers, carriers or devices, shipping, returned empty	1 144	702	230
Less than 50 miles	306	242	8
50 to 99 miles	117	98	8
100 to 249 miles	126	84	19
250 to 499 miles	207	113	51
500 to 749 miles	(S)	(S)	(S)
750 to 999 miles	(S)	(S)	(S)
1,000 to 1,499 miles	(S)	1	2
1,500 to 1,999 miles	(S)	(S)	(S)
2,000 miles or more	(S)	(S)	(S)
STCC 48, Waste hazardous materials or waste hazardous substances	558	813	314
Less than 50 miles	146	271	5
50 to 99 miles	90	126	14
100 to 249 miles	223	145	32
250 to 499 miles	33	110	52
500 to 749 miles	14	59	43

Table 7. Shipment Characteristics by Commodity and Distance Shipped for the United States: 1993—Con.

[For explanation of terms and meaning of abbreviations and symbols, see introductory text. Detail may not add to total because of rounding]

STCC code, description and distance shipped (based on Great Circle Distance)	Value (million dollars)	Tons (thousands)	Ton-miles ¹ (millions)
STCC 48, Waste hazardous materials or waste hazardous substances—Con.			
750 to 999 miles	(S)	(S)	(S)
1,000 to 1,499 miles	14	56	97
1,500 to 1,999 miles	6	19	41
2,000 miles or more	(S)	—	(S)
Commodity unknown	21 941	7 804	2 522
Less than 50 miles	6 997	3 249	64
50 to 99 miles	2 417	962	94
100 to 249 miles	4 253	1 688	347
250 to 499 miles	2 749	711	308
500 to 749 miles	1 743	375	285
750 to 999 miles	1 227	216	239
1,000 to 1,499 miles	1 093	291	442
1,500 to 1,999 miles	403	(S)	(S)
2,000 miles or more	1 059	125	346

- Represents zero or less than 1 unit of measure.

(D) Denotes figures withheld to avoid disclosing data for individual companies.

(S) Data do not meet publication standards due to high sampling variability or other reasons. Some unpublished estimates can be derived by subtracting published data from their respective totals. However, the figures obtained by such subtraction are subject to these same limitations.

¹Ton-miles are based on the estimated distance traveled, not on Great Circle Distance. See the "Mileage Calculations" section of this report for further explanation.

Table 8. Shipment Characteristics by Commodity and Shipment Size for the United States: 1993

[For explanation of terms and meaning of abbreviations and symbols, see introductory text. Detail may not add to total because of rounding]

STCC code, description and shipment size	Value (million dollars)	Tons (thousands)	Ton-miles ¹ (millions)
All commodities	5 846 334	9 688 493	2 420 915
Less than 50 lb	591 779	21 783	8 647
50 to 99 lb	186 656	12 764	3 559
100 to 499 lb	589 693	74 922	16 423
500 to 749 lb	178 173	35 059	7 586
750 to 999 lb	140 468	29 517	5 910
1,000 to 9,999 lb	1 372 352	533 447	115 024
10,000 to 49,999 lb	2 038 193	3 296 465	612 622
50,000 to 99,999 lb	281 045	2 050 860	160 096
100,000 lb or more	467 975	3 633 676	1 491 048
STCC 01, Farm products	142 442	636 630	276 260
Less than 50 lb	2 206	306	80
50 to 99 lb	1 243	387	48
100 to 499 lb	5 310	2 906	259
500 to 749 lb	1 771	1 292	111
750 to 999 lb	1 491	1 095	103
1,000 to 9,999 lb	17 643	21 210	3 354
10,000 to 49,999 lb	44 466	93 454	28 780
50,000 to 99,999 lb	22 657	160 833	16 596
100,000 lb or more	45 655	355 145	226 929
STCC 08, Forest products	1 700	30 520	3 635
Less than 50 lb	7	1	-
50 to 99 lb	8	2	1
100 to 499 lb	40	18	(S)
500 to 749 lb	16	11	(S)
750 to 999 lb	11	8	(S)
1,000 to 9,999 lb	138	381	77
10,000 to 49,999 lb	888	6 815	876
50,000 to 99,999 lb	438	17 455	1 212
100,000 lb or more	153	5 829	1 443
STCC 09, Fresh fish or other marine products	11 062	2 995	1 746
Less than 50 lb	810	71	7
50 to 99 lb	858	95	11
100 to 499 lb	2 440	376	78
500 to 749 lb	551	127	37
750 to 999 lb	465	93	28
1,000 to 9,999 lb	3 204	813	372
10,000 to 49,999 lb	1 873	880	737
50,000 to 99,999 lb	125	140	52
100,000 lb or more	735	400	424
STCC 10, Metallic ores	20 278	149 562	36 895
Less than 50 lb	1 145	1	1
50 to 99 lb	3 138	-	-
100 to 499 lb	5 362	6	4
500 to 749 lb	670	3	1
750 to 999 lb	702	3	1
1,000 to 9,999 lb	3 073	69	30
10,000 to 49,999 lb	1 814	4 330	702
50,000 to 99,999 lb	296	2 152	156
100,000 lb or more	4 078	142 997	36 000
STCC 11, Coal	23 449	1 129 945	487 791
Less than 50 lb	-	-	-
50 to 99 lb	(D)	(D)	(D)
100 to 499 lb	(D)	(D)	(D)
500 to 749 lb	(D)	(D)	(D)
750 to 999 lb	-	2	-
1,000 to 9,999 lb	56	1 424	247
10,000 to 49,999 lb	725	26 397	2 278
50,000 to 99,999 lb	2 412	137 581	5 575
100,000 lb or more	20 255	964 538	479 690
STCC 13, Crude petroleum, natural gas, or gasoline	(S)	(S)	(S)
Less than 50 lb	(S)	(S)	-
50 to 99 lb	(S)	(S)	-
100 to 499 lb	(S)	(S)	(S)
500 to 749 lb	(S)	(S)	(S)
750 to 999 lb	(S)	(S)	(S)
1,000 to 9,999 lb	(S)	(S)	(S)
10,000 to 49,999 lb	(S)	(S)	(S)
50,000 to 99,999 lb	(S)	(S)	(S)
100,000 lb or more	(S)	(S)	(S)
STCC 14, Nonmetallic minerals	20 695	1 786 381	155 417
Less than 50 lb	121	153	(S)
50 to 99 lb	101	285	5
100 to 499 lb	357	740	33
500 to 749 lb	87	177	10
750 to 999 lb	105	189	7
1,000 to 9,999 lb	1 669	11 373	496
10,000 to 49,999 lb	9 174	868 391	43 050
50,000 to 99,999 lb	3 205	443 594	21 507
100,000 lb or more	5 876	461 479	90 285
STCC 19, Ordnance or accessories	17 174	663	629
Less than 50 lb	1 568	20	17
50 to 99 lb	637	9	5

Table 8. Shipment Characteristics by Commodity and Shipment Size for the United States: 1993—Con.

[For explanation of terms and meaning of abbreviations and symbols, see introductory text. Detail may not add to total because of rounding]

STCC code, description and shipment size	Value (million dollars)	Tons (thousands)	Ton-miles ¹ (millions)
STCC 19, Ordnance or accessories—Con.			
100 to 499 lb	1 898	21	18
500 to 749 lb	302	9	7
750 to 999 lb	156	6	5
1,000 to 9,999 lb	4 239	107	104
10,000 to 49,999 lb	6 704	297	285
50,000 to 99,999 lb	449	40	37
100,000 lb or more	1 222	154	151
STCC 20, Food or kindred products	856 884	859 764	270 984
Less than 50 lb	(D)	(D)	(D)
50 to 99 lb	(D)	(D)	(D)
100 to 499 lb	47 213	23 663	1 294
500 to 749 lb	21 059	12 298	840
750 to 999 lb	16 829	10 388	739
1,000 to 9,999 lb	195 302	143 964	18 736
10,000 to 49,999 lb	494 934	479 836	151 010
50,000 to 99,999 lb	26 946	74 196	14 983
100,000 lb or more	39 214	111 192	83 093
STCC 21, Tobacco products, excluding insecticides	60 640	3 225	931
Less than 50 lb	3 621	97	11
50 to 99 lb	3 130	94	8
100 to 499 lb	9 980	382	40
500 to 749 lb	1 937	112	18
750 to 999 lb	(S)	(S)	13
1,000 to 9,999 lb	7 285	540	90
10,000 to 49,999 lb	30 041	1 691	718
50,000 to 99,999 lb	57	(S)	2
100,000 lb or more	559	103	32
STCC 22, Textile mill products	102 189	24 757	11 341
Less than 50 lb	5 864	269	225
50 to 99 lb	2 418	177	110
100 to 499 lb	8 324	1 057	553
500 to 749 lb	3 889	648	349
750 to 999 lb	2 797	508	260
1,000 to 9,999 lb	29 675	6 132	3 058
10,000 to 49,999 lb	46 567	14 752	6 021
50,000 to 99,999 lb	894	470	213
100,000 lb or more	(S)	745	553
STCC 23, Apparel or other finished textile products	291 203	15 128	9 967
Less than 50 lb	38 156	1 002	903
50 to 99 lb	10 019	343	262
100 to 499 lb	32 224	1 218	949
500 to 749 lb	11 015	475	358
750 to 999 lb	8 268	361	269
1,000 to 9,999 lb	75 386	4 277	2 492
10,000 to 49,999 lb	115 057	7 284	4 643
50,000 to 99,999 lb	894	97	(S)
100,000 lb or more	(S)	71	(S)
STCC 24, Lumber or wood products, excluding furniture	126 662	663 351	120 669
Less than 50 lb	1 919	136	49
50 to 99 lb	1 215	162	37
100 to 499 lb	5 633	1 141	215
500 to 749 lb	2 413	706	120
750 to 999 lb	1 968	615	96
1,000 to 9,999 lb	23 880	19 888	2 347
10,000 to 49,999 lb	56 117	215 284	37 305
50,000 to 99,999 lb	18 829	313 186	27 483
100,000 lb or more	14 688	112 232	53 016
STCC 25, Furniture or fixtures	69 471	16 568	9 789
Less than 50 lb	2 603	204	142
50 to 99 lb	2 366	280	165
100 to 499 lb	10 706	1 649	775
500 to 749 lb	3 892	720	327
750 to 999 lb	2 735	538	255
1,000 to 9,999 lb	26 323	6 258	3 541
10,000 to 49,999 lb	19 742	6 393	4 238
50,000 to 99,999 lb	601	280	141
100,000 lb or more	503	247	(S)
STCC 26, Pulp, paper, or allied products	195 002	217 233	100 721
Less than 50 lb	(D)	(D)	(D)
50 to 99 lb	3 809	790	146
100 to 499 lb	14 351	4 450	615
500 to 749 lb	5 044	2 130	297
750 to 999 lb	3 570	1 674	248
1,000 to 9,999 lb	41 709	29 247	5 645
10,000 to 49,999 lb	92 693	114 401	50 069
50,000 to 99,999 lb	(D)	(D)	(D)
100,000 lb or more	20 362	48 394	39 044
STCC 27, Printed matter	(S)	(S)	(S)
Less than 50 lb	(S)	(S)	(S)
50 to 99 lb	(S)	(S)	(S)
100 to 499 lb	(D)	(D)	(D)
500 to 749 lb	(S)	(S)	(S)

Table 8. Shipment Characteristics by Commodity and Shipment Size for the United States: 1993—Con.

[For explanation of terms and meaning of abbreviations and symbols, see introductory text. Detail may not add to total because of rounding]

STCC code, description and shipment size	Value (million dollars)	Tons (thousands)	Ton-miles ¹ (millions)
STCC 27, Printed matter—Con.			
750 to 999 lb	(S)	(S)	(S)
1,000 to 9,999 lb	(S)	(S)	(S)
10,000 to 49,999 lb	(S)	(S)	(S)
50,000 to 99,999 lb	(D)	(D)	(D)
100,000 lb or more	(S)	(S)	(S)
STCC 28, Chemicals or allied products	532 907	545 405	236 856
Less than 50 lb	57 601	1 094	363
50 to 99 lb	19 270	857	197
100 to 499 lb	52 051	5 242	1 038
500 to 749 lb	14 732	2 838	526
750 to 999 lb	10 336	2 053	415
1,000 to 9,999 lb	108 635	44 145	9 861
10,000 to 49,999 lb	188 412	205 206	63 706
50,000 to 99,999 lb	12 215	52 695	6 684
100,000 lb or more	69 656	231 276	154 066
STCC 29, Petroleum or coal products	359 471	1 885 833	287 081
Less than 50 lb	455	126	(S)
50 to 99 lb	346	217	14
100 to 499 lb	2 378	2 617	122
500 to 749 lb	1 137	2 097	77
750 to 999 lb	1 549	3 124	101
1,000 to 9,999 lb	27 832	78 069	2 881
10,000 to 49,999 lb	64 976	317 827	25 222
50,000 to 99,999 lb	117 315	565 605	28 979
100,000 lb or more	143 483	916 151	229 667
STCC 30, Rubber or miscellaneous plastics products	175 267	52 349	25 528
Less than 50 lb	(D)	(D)	(D)
50 to 99 lb	5 482	538	170
100 to 499 lb	19 627	2 952	920
500 to 749 lb	7 196	1 401	483
750 to 999 lb	5 473	1 115	384
1,000 to 9,999 lb	62 122	18 544	7 697
10,000 to 49,999 lb	61 758	24 624	14 852
50,000 to 99,999 lb	(D)	(D)	(D)
100,000 lb or more	462	442	311
STCC 31, Leather or leather products	50 645	2 401	2 182
Less than 50 lb	4 364	126	131
50 to 99 lb	1 509	53	55
100 to 499 lb	6 299	240	226
500 to 749 lb	2 491	105	108
750 to 999 lb	2 366	82	70
1,000 to 9,999 lb	21 811	927	868
10,000 to 49,999 lb	11 658	810	621
50,000 to 99,999 lb	(S)	26	(S)
100,000 lb or more	(S)	(S)	(S)
STCC 32, Clay, concrete, glass, or stone products	91 365	799 481	84 032
Less than 50 lb	5 861	303	175
50 to 99 lb	2 103	246	102
100 to 499 lb	5 769	1 215	362
500 to 749 lb	1 606	570	138
750 to 999 lb	1 251	483	135
1,000 to 9,999 lb	13 513	25 553	2 775
10,000 to 49,999 lb	49 336	513 129	38 545
50,000 to 99,999 lb	7 569	147 320	12 391
100,000 lb or more	4 359	110 662	29 410
STCC 33, Primary metal products	228 610	266 409	97 266
Less than 50 lb	7 349	325	98
50 to 99 lb	3 538	339	81
100 to 499 lb	14 606	2 586	565
500 to 749 lb	5 050	1 396	276
750 to 999 lb	3 663	1 208	261
1,000 to 9,999 lb	46 173	26 172	6 116
10,000 to 49,999 lb	111 138	152 284	47 942
50,000 to 99,999 lb	10 600	26 267	4 838
100,000 lb or more	26 493	55 831	37 088
STCC 34, Fabricated metal products	237 316	84 895	30 489
Less than 50 lb	(D)	(D)	(D)
50 to 99 lb	10 605	716	272
100 to 499 lb	(D)	(D)	(D)
500 to 749 lb	10 573	1 683	600
750 to 999 lb	7 062	1 349	457
1,000 to 9,999 lb	65 821	21 796	6 939
10,000 to 49,999 lb	72 705	45 564	17 143
50,000 to 99,999 lb	5 230	4 625	1 608
100,000 lb or more	2 606	4 381	1 765
STCC 35, Machinery, excluding electrical	442 770	34 180	19 112
Less than 50 lb	82 844	1 311	670
50 to 99 lb	25 008	729	366
100 to 499 lb	75 048	2 761	1 475
500 to 749 lb	23 785	1 183	684
750 to 999 lb	21 580	889	565

Table 8. Shipment Characteristics by Commodity and Shipment Size for the United States: 1993—Con.

[For explanation of terms and meaning of abbreviations and symbols, see introductory text. Detail may not add to total because of rounding]

STCC code, description and shipment size	Value (million dollars)	Tons (thousands)	Ton-miles ¹ (millions)
STCC 35, Machinery, excluding electrical—Con.			
1,000 to 9,999 lb	106 043	9 523	5 340
10,000 to 49,999 lb	96 829	15 381	8 520
50,000 to 99,999 lb	(D)	(D)	(D)
100,000 lb or more	(D)	(D)	(D)
STCC 36, Electrical machinery, equipment, or supplies	411 030	30 156	19 591
Less than 50 lb	101 927	1 166	709
50 to 99 lb	30 332	623	313
100 to 499 lb	77 539	2 822	1 309
500 to 749 lb	15 675	887	482
750 to 999 lb	12 522	666	388
1,000 to 9,999 lb	94 147	8 130	4 736
10,000 to 49,999 lb	75 768	14 520	10 299
50,000 to 99,999 lb	1 626	581	427
100,000 lb or more	1 495	761	(S)
STCC 37, Transportation equipment	652 474	87 617	49 098
Less than 50 lb	60 309	1 434	466
50 to 99 lb	20 211	716	257
100 to 499 lb	69 381	3 228	1 191
500 to 749 lb	19 356	1 197	433
750 to 999 lb	16 634	892	354
1,000 to 9,999 lb	258 179	26 424	18 310
10,000 to 49,999 lb	172 616	40 105	21 323
50,000 to 99,999 lb	16 304	6 831	3 472
100,000 lb or more	19 485	6 791	3 293
STCC 38, Instruments, photographic goods, optical goods, watches, or clocks	198 492	8 600	5 390
Less than 50 lb	56 705	593	371
50 to 99 lb	12 577	287	125
100 to 499 lb	34 135	1 089	515
500 to 749 lb	8 436	387	191
750 to 999 lb	5 391	255	131
1,000 to 9,999 lb	42 999	2 638	1 100
10,000 to 49,999 lb	38 068	3 276	2 866
50,000 to 99,999 lb	97	58	82
100,000 lb or more	(S)	(S)	(S)
STCC 39, Miscellaneous products of manufacturing	200 803	20 731	10 992
Less than 50 lb	46 237	867	746
50 to 99 lb	7 666	392	267
100 to 499 lb	20 482	1 471	874
500 to 749 lb	5 727	530	332
750 to 999 lb	3 723	377	241
1,000 to 9,999 lb	34 030	4 903	2 729
10,000 to 49,999 lb	55 452	10 212	4 818
50,000 to 99,999 lb	491	237	66
100,000 lb or more	(S)	(S)	(S)
STCC 40, Waste or scrap materials	18 258	130 894	27 591
Less than 50 lb	(S)	1	—
50 to 99 lb	(S)	1	—
100 to 499 lb	(S)	18	1
500 to 749 lb	16	8	1
750 to 999 lb	8	9	(S)
1,000 to 9,999 lb	655	1 129	74
10,000 to 49,999 lb	11 863	59 911	10 756
50,000 to 99,999 lb	1 914	26 372	3 173
100,000 lb or more	3 689	43 444	13 583
STCC 41, Miscellaneous freight shipments	81 297	20 830	5 038
Less than 50 lb	3 754	46	28
50 to 99 lb	703	32	15
100 to 499 lb	1 845	198	66
500 to 749 lb	1 326	123	39
750 to 999 lb	489	81	26
1,000 to 9,999 lb	12 684	2 242	775
10,000 to 49,999 lb	56 459	16 983	3 754
50,000 to 99,999 lb	(S)	963	234
100,000 lb or more	110	(S)	(S)
STCC 42, Containers, carriers or devices, shipping, returned empty	1 144	702	230
Less than 50 lb	(D)	(D)	(D)
50 to 99 lb	(D)	(D)	(D)
100 to 499 lb	25	6	2
500 to 749 lb	11	3	1
750 to 999 lb	(S)	(S)	(S)
1,000 to 9,999 lb	325	201	34
10,000 to 49,999 lb	745	474	192
50,000 to 99,999 lb	(D)	(D)	(D)
100,000 lb or more	(D)	(D)	(D)
STCC 48, Waste hazardous materials or waste hazardous substances	558	813	314
Less than 50 lb	13	1	—
50 to 99 lb	(S)	(S)	—
100 to 499 lb	(S)	7	1
500 to 749 lb	(D)	(D)	(D)
750 to 999 lb	(S)	(S)	(S)

Table 8. Shipment Characteristics by Commodity and Shipment Size for the United States: 1993—Con.

[For explanation of terms and meaning of abbreviations and symbols, see introductory text. Detail may not add to total because of rounding]

STCC code, description and shipment size	Value (million dollars)	Tons (thousands)	Ton-miles ¹ (millions)
STCC 48, Waste hazardous materials or waste hazardous substances—Con.			
1,000 to 9,999 lb	(S)	(S)	11
10,000 to 49,999 lb	240	529	227
50,000 to 99,999 lb	(S)	57	(S)
100,000 lb or more	(D)	(D)	(D)
Commodity unknown	21 941	7 804	2 522
Less than 50 lb	2 218	70	28
50 to 99 lb	828	49	16
100 to 499 lb	3 123	237	79
500 to 749 lb	985	116	37
750 to 999 lb	514	86	29
1,000 to 9,999 lb	5 534	1 429	381
10,000 to 49,999 lb	7 585	3 454	1 264
50,000 to 99,999 lb	785	806	(S)
100,000 lb or more	370	1 557	463

— Represents zero or less than 1 unit of measure.

(D) Denotes figures withheld to avoid disclosing data for individual companies.

(S) Data do not meet publication standards due to high sampling variability or other reasons. Some unpublished estimates can be derived by subtracting published data from their respective totals. However, the figures obtained by such subtraction are subject to these same limitations.

¹Ton-miles are based on the estimated distance traveled, not on Great Circle Distance. See the "Mileage Calculations" section of this report for further explanation.

Table 9. Shipment Characteristics by Commodity and Mode of Transportation by Distance Shipped for the United States: 1993

[For explanation of terms and meaning of abbreviations and symbols, see introductory text. Detail may not add to total because of rounding]

STCC code, description, and mode of transportation	Total, all mileages				Less than 50 miles ¹			50 to 99 miles ¹		
	Value (million dollars)	Tons (thousands)	Ton-miles ² (millions)	Average miles per shipment ²	Value (million dollars)	Tons (thousands)	Ton-miles ² (millions)	Value (million dollars)	Tons (thousands)	Ton-miles ² (millions)
ALL COMMODITIES										
Total	5 846 334	9 688 493	2 420 915	424	1 770 189	5 423 012	119 533	536 987	1 066 691	106 447
Single Modes										
Parcel, U.S. Postal Service, or courier	563 277	18 892	13 151	734	92 462	3 743	95	39 218	1 526	143
Private truck	1 755 837	3 543 513	235 897	52	1 011 609	2 753 242	56 863	237 288	397 315	35 609
For-hire truck	2 625 093	2 808 279	629 000	472	434 113	1 474 968	34 901	220 961	370 762	34 680
Air	5 200	148	139	1 180	(S)	(S)	(S)	92	3	-
Rail	247 394	1 544 148	942 561	766	21 083	274 170	9 678	9 527	141 134	16 265
Inland water	40 707	362 454	164 371	(S)	14 579	127 833	3 234	2 391	41 674	5 342
Great Lakes	1 173	33 041	12 395	534	(D)	(D)	(D)	(D)	(D)	(D)
Deep sea water	67	(S)	(S)	(S)	(D)	(D)	(D)	(D)	(D)	(D)
Pipeline ³	89 849	483 645	(S)	(S)	(S)	(S)	(S)	(S)	(S)	(S)
Multiple Modes										
Private truck and for-hire truck	22 565	34 123	4 639	197	7 000	20 861	1 057	1 715	7 455	(S)
Truck and air	133 887	2 991	3 870	1 423	-	-	-	3 089	74	13
Truck and rail	83 082	40 624	37 675	1 403	851	5 859	528	626	7 184	1 099
Truck and water	9 392	67 995	40 610	1 417	(S)	7 313	483	718	4 658	834
Truck and pipeline ³	349	(S)	(S)	(S)	(D)	(D)	(D)	(S)	(S)	(S)
Rail and water	3 636	79 222	70 219	627	1 257	13 686	852	(D)	(D)	(D)
Inland water and Great Lakes	2 448	13 501	(S)	(S)	(S)	(S)	(S)	-	-	-
Inland water and deep sea	19 682	109 916	95 215	1 903	(S)	(S)	(S)	2 471	(S)	(S)
Other Modes										
Other and unknown modes	242 691	544 335	96 972	229	118 732	389 700	4 854	10 356	18 904	1 832
STCC 01, FARM PRODUCTS										
Total	142 442	636 630	276 260	220	58 296	264 236	6 075	15 488	59 015	5 426
Single Modes										
Parcel, U.S. Postal Service, or courier	976	98	91	913	38	5	-	59	6	1
Private truck	50 318	127 012	12 297	45	32 101	85 187	2 208	8 254	20 883	1 778
For-hire truck	46 666	173 654	37 297	442	14 113	86 442	2 646	5 922	27 692	2 484
Air	(S)	(S)	(S)	(S)	-	-	-	(S)	(S)	-
Rail	20 697	174 949	118 336	689	2 612	23 819	494	862	8 491	966
Inland water	9 860	80 974	72 617	888	1 620	13 719	84	(S)	(S)	(S)
Great Lakes	(S)	(S)	(S)	(S)	-	-	-	-	-	-
Deep sea water	-	-	-	-	-	-	-	-	-	-
Pipeline ³	-	-	-	-	-	-	-	-	-	-
Multiple Modes										
Private truck and for-hire truck	312	1 671	215	(S)	165	(S)	33	(S)	(S)	(S)
Truck and air	560	61	137	1 698	-	-	-	(S)	-	-
Truck and rail	772	1 033	1 148	1 228	(S)	(S)	(S)	(S)	(S)	(S)
Truck and water	184	(S)	462	772	(S)	(S)	(S)	(S)	(S)	-
Truck and pipeline ³	-	-	-	-	-	-	-	-	-	-
Rail and water	(S)	(S)	(S)	(S)	(S)	(S)	(S)	-	-	-
Inland water and Great Lakes	(S)	(S)	(S)	(S)	-	-	-	-	-	-
Inland water and deep sea	(S)	(S)	(S)	(S)	-	-	-	-	-	-
Other Modes										
Other and unknown modes	10 136	60 751	14 261	150	6 627	47 079	411	267	1 275	117
STCC 08, FOREST PRODUCTS										
Total	1 700	30 520	3 635	222	(S)	19 247	576	272	7 018	703
Single Modes										
Parcel, U.S. Postal Service, or courier	(D)	(D)	(D)	(D)	(D)	(D)	(D)	-	-	-
Private truck	(D)	(D)	(D)	(D)	236	13 844	381	70	2 046	190
For-hire truck	751	12 268	2 132	393	124	4 885	184	201	4 913	507
Air	-	-	-	-	-	-	-	-	-	-
Rail	(D)	(D)	(D)	(D)	-	-	-	(D)	(D)	(D)
Inland water	-	-	-	-	-	-	-	-	-	-
Great Lakes	-	-	-	-	-	-	-	-	-	-
Deep sea water	-	-	-	-	-	-	-	-	-	-
Pipeline ³	-	-	-	-	-	-	-	-	-	-

Table 9. Shipment Characteristics by Commodity and Mode of Transportation by Distance Shipped for the United States: 1993—Con.

[For explanation of terms and meaning of abbreviations and symbols, see introductory text. Detail may not add to total because of rounding]

STCC code, description, and mode of transportation	Total, all mileages				Less than 50 miles ¹			50 to 99 miles ¹		
	Value (million dollars)	Tons (thousands)	Ton-miles ² (millions)	Average miles per shipment ²	Value (million dollars)	Tons (thousands)	Ton-miles ² (millions)	Value (million dollars)	Tons (thousands)	Ton-miles ² (millions)
STCC 08, FOREST PRODUCTS—Con.										
Multiple Modes										
Private truck and for-hire truck	—	(S)	(S)	(S)	(D)	(D)	(D)	(D)	(D)	(D)
Truck and air	(S)	—	(S)	(S)	—	—	—	—	—	—
Truck and rail	(S)	(S)	(S)	(S)	—	—	—	—	—	—
Truck and water	—	(S)	(S)	(S)	—	—	—	—	—	—
Truck and pipeline ³	—	—	—	—	—	—	—	—	—	—
Rail and water	—	—	—	—	—	—	—	—	—	—
Inland water and Great Lakes	—	—	—	—	—	—	—	—	—	—
Inland water and deep sea	(S)	(S)	(S)	(S)	—	—	—	—	—	—
Other Modes										
Other and unknown modes	(S)	774	213	457	(S)	466	9	(D)	(D)	(D)
STCC 09, FRESH FISH OR OTHER MARINE PRODUCTS										
Total	11 062	2 995	1 746	159	4 227	899	24	919	249	24
Single Modes										
Parcel, U.S. Postal Service, or courier	(D)	(D)	(D)	(D)	(S)	(S)	—	22	1	—
Private truck	6 002	1 432	309	58	3 631	693	20	652	153	14
For-hire truck	2 692	757	542	441	394	103	2	196	86	8
Air	(D)	(D)	(D)	(D)	—	—	—	—	—	—
Rail	(S)	(S)	(S)	(S)	—	—	—	—	—	—
Inland water	(S)	(S)	(S)	(S)	—	—	—	—	—	—
Great Lakes	—	—	—	—	—	—	—	—	—	—
Deep sea water	(S)	(S)	(S)	(S)	—	—	—	—	—	—
Pipeline ³	—	—	—	—	—	—	—	—	—	—
Multiple Modes										
Private truck and for-hire truck	(D)	(D)	(D)	(D)	(S)	—	—	(S)	(S)	(S)
Truck and air	343	52	97	1 376	—	—	—	(S)	(S)	(S)
Truck and rail	(D)	(D)	(D)	(D)	—	—	—	—	—	—
Truck and water	(D)	(D)	(D)	(D)	—	—	—	—	—	—
Truck and pipeline ³	—	—	—	—	—	—	—	—	—	—
Rail and water	—	—	—	—	—	—	—	—	—	—
Inland water and Great Lakes	—	—	—	—	—	—	—	—	—	—
Inland water and deep sea	(S)	(S)	300	2 079	—	—	—	—	—	—
Other Modes										
Other and unknown modes	960	381	213	316	182	101	(S)	(S)	1	—
STCC 10, METALLIC ORES										
Total	20 278	149 562	36 895	358	4 917	86 538	1 317	1 715	12 194	1 142
Single Modes										
Parcel, U.S. Postal Service, or courier	831	2	1	595	(D)	(D)	(D)	6	—	—
Private truck	(D)	(D)	(D)	(D)	379	348	10	22	(S)	(S)
For-hire truck	13 057	6 548	840	250	3 525	4 228	69	848	924	93
Air	—	—	—	(S)	—	—	—	—	—	—
Rail	2 802	53 059	11 973	436	891	32 040	932	831	(S)	1 034
Inland water	(S)	(S)	(S)	(S)	—	—	—	—	—	—
Great Lakes	(S)	(S)	(S)	(S)	—	—	—	—	—	—
Deep sea water	—	—	—	—	—	—	—	—	—	—
Pipeline ³	—	—	—	—	—	—	—	—	—	—
Multiple Modes										
Private truck and for-hire truck	—	—	—	—	—	—	—	—	—	—
Truck and air	1 451	1	1	1 564	—	—	—	—	—	—
Truck and rail	(D)	(D)	(D)	(D)	—	—	—	—	—	—
Truck and water	(D)	(D)	(D)	(D)	—	—	—	—	—	—
Truck and pipeline ³	—	—	—	—	—	—	—	—	—	—
Rail and water	(S)	(S)	(S)	(S)	(D)	(D)	(D)	—	—	—
Inland water and Great Lakes	(D)	(D)	(D)	(D)	—	—	—	—	—	—
Inland water and deep sea	(D)	(D)	(D)	(D)	—	—	—	—	—	—
Other Modes										
Other and unknown modes	(S)	66 568	(S)	(S)	85	49 129	287	(S)	(S)	(S)

Table 9. Shipment Characteristics by Commodity and Mode of Transportation by Distance Shipped for the United States: 1993—Con.

[For explanation of terms and meaning of abbreviations and symbols, see introductory text. Detail may not add to total because of rounding]

STCC code, description, and mode of transportation	Total, all mileages				Less than 50 miles ¹			50 to 99 miles ¹		
	Value (million dollars)	Tons (thousands)	Ton-miles ² (millions)	Average miles per shipment ²	Value (million dollars)	Tons (thousands)	Ton-miles ² (millions)	Value (million dollars)	Tons (thousands)	Ton-miles ² (millions)
STCC 11, COAL										
Total	23 449	1 129 945	487 791	86	8 399	410 210	9 953	2 638	98 970	12 436
Single Modes										
Parcel, U.S. Postal Service, or courier	(D)	(D)	(D)	(D)	—	—	—	—	—	—
Private truck	(D)	(D)	(D)	(D)	(D)	(D)	(D)	(S)	(S)	(S)
For-hire truck	3 784	194 287	7 241	38	2 816	158 657	2 395	623	23 165	2 116
Air	—	—	—	—	—	—	—	—	—	—
Rail	12 290	631 055	393 128	297	1 608	74 839	3 049	1 334	53 437	6 694
Inland water	1 688	53 770	19 846	441	673	19 460	912	267	9 585	1 816
Great Lakes	—	—	—	—	—	—	—	—	—	—
Deep sea water	—	—	—	—	—	—	—	—	—	—
Pipeline ³	—	—	—	—	—	—	—	—	—	—
Multiple Modes										
Private truck and for-hire truck	(D)	(D)	(D)	(D)	(D)	(D)	(D)	—	—	—
Truck and air	—	—	—	—	—	—	—	—	—	—
Truck and rail	(D)	(D)	(D)	(D)	(D)	(D)	(D)	(S)	(S)	(S)
Truck and water	572	19 682	7 695	430	(S)	(S)	(S)	(S)	581	124
Truck and pipeline ³	—	—	—	—	—	—	—	—	—	—
Rail and water	(D)	(D)	(D)	(D)	251	6 082	660	121	3 173	494
Inland water and Great Lakes	(D)	(D)	(D)	(D)	—	—	—	—	—	—
Inland water and deep sea	16	636	1 065	1 662	—	—	—	—	—	—
Other Modes										
Other and unknown modes	2 905	143 277	9 254	28	2 464	124 717	1 833	(S)	(S)	(S)
STCC 13, CRUDE PETROLEUM, NATURAL GAS, OR GASOLINE										
Total	(S)	(S)	(S)	(S)	(S)	(S)	(S)	(S)	(S)	(S)
Single Modes										
Parcel, U.S. Postal Service, or courier	—	—	—	(S)	—	—	—	—	—	—
Private truck	(S)	(S)	(S)	(S)	(S)	(S)	(S)	(S)	(S)	(S)
For-hire truck	(S)	(S)	(S)	(S)	(S)	(S)	(S)	(S)	(S)	(S)
Air	—	—	—	—	—	—	—	—	—	—
Rail	(S)	(S)	(S)	(S)	—	—	—	—	—	—
Inland water	(D)	(D)	(D)	(D)	(S)	(S)	(S)	—	—	—
Great Lakes	—	—	—	—	—	—	—	—	—	—
Deep sea water	—	—	—	—	—	—	—	—	—	—
Pipeline ³	(S)	(S)	(S)	(S)	(S)	(S)	(S)	(S)	(S)	(S)
Multiple Modes										
Private truck and for-hire truck	(S)	(S)	(S)	(S)	(S)	(S)	(S)	—	—	—
Truck and air	—	—	—	—	—	—	—	—	—	—
Truck and rail	—	—	—	—	—	—	—	—	—	—
Truck and water	(D)	(D)	(D)	(D)	—	—	—	—	—	—
Truck and pipeline ³	(D)	(D)	(D)	(D)	—	—	—	(D)	(D)	(D)
Rail and water	—	—	—	—	—	—	—	—	—	—
Inland water and Great Lakes	(D)	(D)	(D)	(D)	—	—	—	—	—	—
Inland water and deep sea	—	—	—	—	—	—	—	—	—	—
Other Modes										
Other and unknown modes	(S)	(S)	(S)	(S)	(S)	(S)	(S)	(D)	(D)	(D)
STCC 14, NONMETALLIC MINERALS										
Total	20 695	1 786 381	155 417	112	12 343	1 440 170	29 785	2 182	131 820	11 937
Single Modes										
Parcel, U.S. Postal Service, or courier	(S)	14	(S)	(S)	2	1	—	1	—	—
Private truck	9 657	915 906	38 957	36	7 421	817 398	15 741	1 020	57 479	4 909
For-hire truck	6 094	588 275	31 226	55	3 159	495 861	10 821	797	47 714	4 293
Air	—	—	—	—	—	—	—	—	—	—
Rail	3 218	144 925	42 944	457	1 008	62 991	2 099	313	17 676	1 861
Inland water	565	37 610	14 828	293	200	14 964	296	(S)	(S)	(S)
Great Lakes	(D)	(D)	(D)	(D)	—	—	—	(D)	(D)	(D)
Deep sea water	—	—	—	—	—	—	—	—	—	—
Pipeline ³	—	—	—	(S)	—	—	—	—	—	—

Table 9. Shipment Characteristics by Commodity and Mode of Transportation by Distance Shipped for the United States: 1993—Con.

[For explanation of terms and meaning of abbreviations and symbols, see introductory text. Detail may not add to total because of rounding]

STCC code, description, and mode of transportation	Total, all mileages				Less than 50 miles ¹			50 to 99 miles ¹		
	Value (million dollars)	Tons (thousands)	Ton-miles ² (millions)	Average miles per shipment ²	Value (million dollars)	Tons (thousands)	Ton-miles ² (millions)	Value (million dollars)	Tons (thousands)	Ton-miles ² (millions)
STCC 14, NONMETALLIC MINERALS—Con.										
Multiple Modes										
Private truck and for-hire truck	40	4 107	232	55	36	3 448	176	(D)	(D)	(D)
Truck and air	(S)	(S)	(S)	(S)	—	—	—	(D)	(D)	(D)
Truck and rail	(D)	(D)	(D)	(D)	(S)	(S)	(S)	(S)	(S)	(S)
Truck and water	33	9 642	7 167	623	—	—	—	(D)	(D)	(D)
Truck and pipeline ³	—	—	—	—	—	—	—	—	—	—
Rail and water	(D)	(D)	(D)	(D)	—	—	—	—	—	—
Inland water and Great Lakes	(D)	(D)	(D)	(D)	(S)	(S)	(S)	—	—	—
Inland water and deep sea	(S)	(S)	(S)	(S)	—	—	—	—	—	—
Other Modes										
Other and unknown modes	642	51 035	5 862	89	457	43 370	540	23	2 054	194
STCC 19, ORDNANCE OR ACCESSORIES										
Total	17 174	663	629	919	899	42	1	544	18	2
Single Modes										
Parcel, U.S. Postal Service, or courier	1 824	34	27	939	69	1	—	72	2	—
Private truck	1 230	(S)	(S)	(S)	408	20	—	94	3	—
For-hire truck	12 415	404	405	952	352	18	1	(S)	13	1
Air	(D)	(D)	(D)	(D)	—	—	—	—	—	—
Rail	1 090	117	160	1 230	—	—	—	—	—	—
Inland water	—	—	—	—	—	—	—	—	—	—
Great Lakes	—	—	—	—	—	—	—	—	—	—
Deep sea water	—	—	—	—	—	—	—	—	—	—
Pipeline ³	—	—	—	—	—	—	—	—	—	—
Multiple Modes										
Private truck and for-hire truck	(S)	—	—	(S)	—	—	—	—	—	—
Truck and air	(D)	(D)	(D)	(D)	—	—	—	(D)	(D)	(D)
Truck and rail	(S)	(S)	(S)	(S)	—	—	—	—	—	—
Truck and water	(S)	(S)	(S)	(S)	—	—	—	—	—	—
Truck and pipeline ³	—	—	—	—	—	—	—	—	—	—
Rail and water	—	—	—	—	—	—	—	—	—	—
Inland water and Great Lakes	—	—	—	—	—	—	—	—	—	—
Inland water and deep sea	—	—	—	—	—	—	—	—	—	—
Other Modes										
Other and unknown modes	(D)	(D)	(D)	(D)	70	(S)	—	(D)	(D)	(D)
STCC 20, FOOD OR KINDRED PRODUCTS										
Total	856 884	859 764	270 984	102	333 910	360 205	8 571	111 555	115 757	10 989
Single Modes										
Parcel, U.S. Postal Service, or courier	2 283	347	169	804	322	129	3	110	21	2
Private truck	500 579	472 536	50 072	49	282 436	287 956	6 831	82 663	75 247	6 851
For-hire truck	300 969	270 626	123 573	406	43 283	53 063	1 460	26 391	33 622	3 210
Air	(D)	(D)	(D)	(D)	—	—	—	—	—	—
Rail	29 559	75 849	72 036	1 059	781	3 429	84	681	3 356	387
Inland water	1 617	8 483	4 674	733	347	3 471	10	(S)	(S)	(S)
Great Lakes	—	—	—	—	—	—	—	—	—	—
Deep sea water	(S)	(S)	(S)	(S)	—	—	—	—	—	—
Pipeline ³	—	—	—	—	—	—	—	—	—	—
Multiple Modes										
Private truck and for-hire truck	1 571	1 480	332	(S)	309	395	16	217	379	38
Truck and air	242	42	86	1 712	—	—	—	3	(S)	—
Truck and rail	2 636	1 913	3 190	719	84	152	(S)	7	(S)	(S)
Truck and water	1 460	3 883	3 261	1 406	(S)	(S)	—	315	(S)	(S)
Truck and pipeline ³	—	—	—	—	—	—	—	—	—	—
Rail and water	(S)	(S)	(S)	(S)	—	—	—	—	—	—
Inland water and Great Lakes	(D)	(D)	(D)	(D)	—	—	—	—	—	—
Inland water and deep sea	1 838	3 841	5 020	2 297	(S)	(S)	—	(S)	(S)	(S)
Other Modes										
Other and unknown modes	14 020	20 206	7 623	79	6 341	11 605	155	1 030	943	84

Table 9. Shipment Characteristics by Commodity and Mode of Transportation by Distance Shipped for the United States: 1993—Con.

[For explanation of terms and meaning of abbreviations and symbols, see introductory text. Detail may not add to total because of rounding]

STCC code, description, and mode of transportation	Total, all mileages				Less than 50 miles ¹			50 to 99 miles ¹		
	Value (million dollars)	Tons (thousands)	Ton-miles ² (millions)	Average miles per shipment ²	Value (million dollars)	Tons (thousands)	Ton-miles ² (millions)	Value (million dollars)	Tons (thousands)	Ton-miles ² (millions)
STCC 21, TOBACCO PRODUCTS, EXCLUDING INSECTICIDES										
Total	60 640	3 225	931	146	27 768	1 307	25	5 867	365	34
Single Modes										
Parcel, U.S. Postal Service, or courier	(S)	18	17	1 218	(S)	(S)	—	(S)	2	—
Private truck	28 242	1 595	133	43	21 613	1 035	22	2 916	222	20
For-hire truck	26 872	1 417	658	370	3 129	166	3	2 888	140	14
Air	(S)	—	—	(S)	—	—	—	—	—	—
Rail	(S)	(S)	(S)	(S)	(D)	(D)	(D)	—	—	—
Inland water	—	—	—	—	—	—	—	—	—	—
Great Lakes	—	—	—	—	—	—	—	—	—	—
Deep sea water	—	—	—	—	—	—	—	—	—	—
Pipeline ³	—	—	—	—	—	—	—	—	—	—
Multiple Modes										
Private truck and for-hire truck	94	7	3	412	(D)	(D)	(D)	(S)	—	—
Truck and air	(D)	(D)	(D)	(D)	—	—	—	—	—	—
Truck and rail	(D)	(D)	(D)	(D)	(D)	(D)	(D)	—	—	—
Truck and water	(D)	(D)	(D)	(D)	—	—	—	—	—	—
Truck and pipeline ³	—	—	—	—	—	—	—	—	—	—
Rail and water	—	—	—	—	—	—	—	—	—	—
Inland water and Great Lakes	—	—	—	—	—	—	—	—	—	—
Inland water and deep sea	—	—	—	—	—	—	—	—	—	—
Other Modes										
Other and unknown modes	(S)	(S)	3	(S)	(D)	(D)	(D)	(S)	1	—
STCC 22, TEXTILE MILL PRODUCTS										
Total	102 189	24 757	11 341	711	23 898	6 359	140	9 418	2 412	229
Single Modes										
Parcel, U.S. Postal Service, or courier	7 828	426	378	867	1 027	42	1	410	24	2
Private truck	33 053	9 045	1 722	127	16 226	4 609	96	4 273	1 177	112
For-hire truck	56 039	14 233	8 439	706	4 774	1 338	33	4 346	1 158	110
Air	(S)	(S)	(S)	(S)	—	—	—	(D)	(D)	(D)
Rail	(D)	(D)	(D)	(D)	(S)	—	—	(S)	(S)	—
Inland water	—	—	—	—	—	—	—	—	—	—
Great Lakes	—	—	—	—	—	—	—	—	—	—
Deep sea water	—	—	—	—	—	—	—	—	—	—
Pipeline ³	—	—	—	—	—	—	—	—	—	—
Multiple Modes										
Private truck and for-hire truck	555	162	71	659	139	49	3	30	7	1
Truck and air	533	20	29	1 544	—	—	—	44	2	—
Truck and rail	192	42	108	2 458	—	—	—	—	—	—
Truck and water	(S)	12	17	814	—	—	—	—	—	—
Truck and pipeline ³	—	—	—	—	—	—	—	—	—	—
Rail and water	—	—	—	—	—	—	—	—	—	—
Inland water and Great Lakes	—	—	—	—	—	—	—	—	—	—
Inland water and deep sea	(D)	(D)	(D)	(D)	—	—	—	(D)	(D)	(D)
Other Modes										
Other and unknown modes	3 614	651	291	273	1 729	320	(S)	313	41	4
STCC 23, APPAREL OR OTHER FINISHED TEXTILE PRODUCTS										
Total	291 203	15 128	9 967	925	53 965	2 794	65	19 699	1 020	98
Single Modes										
Parcel, U.S. Postal Service, or courier	44 973	1 382	1 221	940	4 263	162	4	2 003	81	8
Private truck	(D)	(D)	(D)	(D)	19 063	1 316	28	5 254	359	33
For-hire truck	184 015	9 814	6 858	967	26 565	1 093	27	11 752	537	53
Air	(S)	(S)	(S)	(S)	—	—	—	(S)	—	—
Rail	(S)	80	165	629	(D)	(D)	(D)	(S)	—	—
Inland water	(S)	—	—	(S)	—	—	—	—	—	—
Great Lakes	—	—	—	—	—	—	—	—	—	—
Deep sea water	(S)	—	—	(S)	—	—	—	—	—	—
Pipeline ³	—	—	—	—	—	—	—	—	—	—

Table 9. Shipment Characteristics by Commodity and Mode of Transportation by Distance Shipped for the United States: 1993—Con.

[For explanation of terms and meaning of abbreviations and symbols, see introductory text. Detail may not add to total because of rounding]

STCC code, description, and mode of transportation	Total, all mileages				Less than 50 miles ¹			50 to 99 miles ¹		
	Value (million dollars)	Tons (thousands)	Ton-miles ² (millions)	Average miles per shipment ²	Value (million dollars)	Tons (thousands)	Ton-miles ² (millions)	Value (million dollars)	Tons (thousands)	Ton-miles ² (millions)
STCC 23, APPAREL OR OTHER FINISHED TEXTILE PRODUCTS—Con.										
Multiple Modes										
Private truck and for-hire truck	(D)	(D)	(D)	(D)	1 825	98	3	200	24	3
Truck and air	4 209	85	165	1 536	—	—	—	34	1	—
Truck and rail	641	52	122	2 631	—	—	—	—	—	—
Truck and water	(S)	(S)	(S)	(S)	(D)	(D)	(D)	—	—	—
Truck and pipeline ³	—	—	—	—	—	—	—	—	—	—
Rail and water	—	—	—	—	—	—	—	—	—	—
Inland water and Great Lakes	—	—	—	—	—	—	—	—	—	—
Inland water and deep sea	54	2	4	1 792	—	—	—	(S)	—	—
Other Modes										
Other and unknown modes	7 462	426	275	690	2 248	125	2	452	18	2
STCC 24, LUMBER OR WOOD PRODUCTS, EXCLUDING FURNITURE										
Total	126 662	663 351	120 669	227	47 225	383 165	12 312	18 262	136 150	12 987
Single Modes										
Parcel, U.S. Postal Service, or courier	1 811	159	102	691	220	20	1	137	13	1
Private truck	60 481	312 843	22 850	71	34 822	225 362	6 758	10 793	56 108	5 170
For-hire truck	48 019	270 263	57 721	312	9 664	137 061	4 892	6 199	58 775	5 568
Air	(S)	—	—	1 638	—	—	—	—	—	—
Rail	9 294	36 910	30 443	972	141	1 463	32	487	9 485	770
Inland water	(S)	(S)	(S)	(S)	(S)	(S)	(S)	(S)	(S)	(S)
Great Lakes	—	—	—	—	—	—	—	—	—	—
Deep sea water	—	—	—	—	—	—	—	—	—	—
Pipeline ³	—	—	—	—	—	—	—	—	—	—
Multiple Modes										
Private truck and for-hire truck	318	9 749	(S)	(S)	122	(S)	(S)	104	(S)	(S)
Truck and air	(D)	(D)	(D)	(D)	—	—	—	(S)	(S)	(S)
Truck and rail	939	1 672	2 394	1 641	(S)	(S)	(S)	19	54	9
Truck and water	129	219	294	1 921	(S)	(S)	—	9	(S)	(S)
Truck and pipeline ³	—	—	—	—	—	—	—	—	—	—
Rail and water	(D)	(D)	(D)	(D)	—	—	—	—	—	—
Inland water and Great Lakes	—	—	—	—	—	—	—	—	—	—
Inland water and deep sea	(D)	(D)	(D)	(D)	—	—	—	(S)	(S)	(S)
Other Modes										
Other and unknown modes	4 985	22 441	4 068	193	2 130	(S)	172	180	1 576	145
STCC 25, FURNITURE OR FIXTURES										
Total	69 471	16 568	9 789	547	18 520	3 775	82	4 738	1 082	104
Single Modes										
Parcel, U.S. Postal Service, or courier	2 485	321	292	877	241	25	1	137	14	1
Private truck	25 315	5 825	1 651	109	12 419	2 420	52	2 384	609	57
For-hire truck	39 214	9 726	6 817	699	5 445	1 236	28	2 111	435	43
Air	1	—	—	2 148	—	—	—	—	—	—
Rail	(D)	(D)	(D)	(D)	(S)	(S)	—	(S)	—	—
Inland water	(D)	(D)	(D)	(D)	(D)	(D)	(D)	(D)	(D)	(D)
Great Lakes	—	—	—	—	—	—	—	—	—	—
Deep sea water	—	—	—	(S)	—	—	—	—	—	—
Pipeline ³	—	—	—	—	—	—	—	—	—	—
Multiple Modes										
Private truck and for-hire truck	(S)	(S)	33	658	(D)	(D)	(D)	(D)	(D)	(D)
Truck and air	(D)	(D)	(D)	(D)	—	—	—	(D)	(D)	(D)
Truck and rail	73	21	30	1 625	—	—	—	(D)	(D)	(D)
Truck and water	(S)	(S)	(S)	(S)	(D)	(D)	(D)	(S)	(S)	—
Truck and pipeline ³	—	—	—	—	—	—	—	—	—	—
Rail and water	—	—	—	—	—	—	—	—	—	—
Inland water and Great Lakes	—	—	—	—	—	—	—	—	—	—
Inland water and deep sea	50	(S)	(S)	(S)	—	—	—	(S)	—	—
Other Modes										
Other and unknown modes	1 313	369	306	418	399	91	2	101	23	2

Table 9. Shipment Characteristics by Commodity and Mode of Transportation by Distance Shipped for the United States: 1993—Con.

[For explanation of terms and meaning of abbreviations and symbols, see introductory text. Detail may not add to total because of rounding]

STCC code, description, and mode of transportation	Total, all mileages				Less than 50 miles ¹			50 to 99 miles ¹		
	Value (million dollars)	Tons (thousands)	Ton-miles ² (millions)	Average miles per shipment ²	Value (million dollars)	Tons (thousands)	Ton-miles ² (millions)	Value (million dollars)	Tons (thousands)	Ton-miles ² (millions)
STCC 26, PULP, PAPER, OR ALLIED PRODUCTS										
Total	195 002	217 233	100 721	186	63 474	64 414	1 607	17 762	22 119	2 105
Single Modes										
Parcel, U.S. Postal Service, or courier	8 258	1 033	416	301	2 392	375	7	795	112	10
Private truck	60 483	61 100	7 143	34	41 053	40 000	957	7 473	8 620	784
For-hire truck	99 334	102 362	47 401	203	16 875	19 761	512	8 226	9 933	941
Air	(D)	(D)	(D)	(D)	(D)	(D)	(D)	(D)	(D)	(D)
Rail	19 766	44 146	37 695	870	831	1 787	68	728	2 792	299
Inland water	680	667	(S)	(S)	(S)	273	10	85	124	(S)
Great Lakes	—	—	—	—	—	—	—	—	—	—
Deep sea water	(S)	—	—	(S)	(D)	—	(D)	(D)	(D)	(D)
Pipeline ³	—	—	—	—	—	—	—	—	—	—
Multiple Modes										
Private truck and for-hire truck	241	(S)	45	(S)	(S)	(S)	(S)	(S)	(S)	(S)
Truck and air	(S)	(S)	(S)	(S)	—	—	—	14	(S)	(S)
Truck and rail	1 031	1 572	2 146	1 448	34	83	8	19	54	9
Truck and water	262	368	710	1 845	(S)	(S)	(S)	(S)	(S)	(S)
Truck and pipeline ³	—	—	—	—	—	—	—	—	—	—
Rail and water	(D)	(D)	(D)	(D)	—	—	—	—	—	—
Inland water and Great Lakes	—	—	—	—	—	—	—	—	—	—
Inland water and deep sea	186	283	666	1 540	—	—	—	(S)	(S)	(S)
Other Modes										
Other and unknown modes	4 239	5 195	3 969	(S)	1 750	1 988	36	322	358	35
STCC 27, PRINTED MATTER										
Total	(S)	(S)	(S)	(S)	(S)	(S)	(S)	(S)	(S)	(S)
Single Modes										
Parcel, U.S. Postal Service, or courier	(S)	(S)	(S)	(S)	(S)	(S)	(S)	(S)	(S)	(S)
Private truck	(S)	(S)	(S)	(S)	(S)	(S)	(S)	(S)	(S)	(S)
For-hire truck	(S)	(S)	(S)	(S)	(S)	(S)	(S)	(S)	(S)	(S)
Air	(S)	(S)	(S)	(S)	—	—	—	(S)	—	—
Rail	(S)	(S)	(S)	(S)	(S)	—	—	(S)	(S)	—
Inland water	—	—	—	—	—	—	—	—	—	—
Great Lakes	—	—	—	—	—	—	—	—	—	—
Deep sea water	—	—	—	—	—	—	—	—	—	—
Pipeline ³	—	—	—	—	—	—	—	—	—	—
Multiple Modes										
Private truck and for-hire truck	(S)	(S)	(S)	(S)	(S)	(S)	(S)	(S)	(S)	(S)
Truck and air	(S)	(S)	(S)	(S)	—	—	—	(S)	(S)	(S)
Truck and rail	(S)	(S)	(S)	(S)	(S)	(S)	—	—	—	—
Truck and water	(S)	(S)	(S)	(S)	—	—	—	(S)	—	—
Truck and pipeline ³	—	—	—	—	—	—	—	—	—	—
Rail and water	—	—	—	—	—	—	—	—	—	—
Inland water and Great Lakes	—	—	—	—	—	—	—	—	—	—
Inland water and deep sea	(S)	—	—	(S)	—	—	—	(S)	—	—
Other Modes										
Other and unknown modes	(S)	(S)	(S)	(S)	(S)	(S)	(S)	(S)	(S)	(S)
STCC 28, CHEMICALS OR ALLIED PRODUCTS										
Total	532 907	545 405	236 856	349	146 442	199 674	4 725	51 156	56 726	5 417
Single Modes										
Parcel, U.S. Postal Service, or courier	40 131	1 135	577	621	7 470	265	8	3 694	130	12
Private truck	137 978	157 033	17 023	56	74 786	92 055	2 203	23 295	28 726	2 660
For-hire truck	260 437	153 503	57 263	397	48 751	44 839	1 101	20 578	18 704	1 743
Air	399	(S)	(S)	(S)	(D)	(D)	(D)	(S)	—	—
Rail	49 912	130 262	113 134	863	4 018	11 105	381	1 657	5 709	692
Inland water	6 139	25 799	15 587	(S)	1 892	8 816	278	319	992	128
Great Lakes	—	—	—	—	—	—	—	—	—	—
Deep sea water	—	—	—	—	—	—	—	—	—	—
Pipeline ³	4 654	24 330	(S)	(S)	(S)	(S)	(S)	(S)	(S)	(S)

Table 9. Shipment Characteristics by Commodity and Mode of Transportation by Distance Shipped for the United States: 1993—Con.

[For explanation of terms and meaning of abbreviations and symbols, see introductory text. Detail may not add to total because of rounding]

STCC code, description, and mode of transportation	Total, all mileages				Less than 50 miles ¹			50 to 99 miles ¹		
	Value (million dollars)	Tons (thousands)	Ton-miles ² (millions)	Average miles per shipment ²	Value (million dollars)	Tons (thousands)	Ton-miles ² (millions)	Value (million dollars)	Tons (thousands)	Ton-miles ² (millions)
STCC 28, CHEMICALS OR ALLIED PRODUCTS—Con.										
Multiple Modes										
Private truck and for-hire truck	1 987	2 851	(S)	(S)	361	(S)	(S)	(D)	(D)	(D)
Truck and air	9 724	358	271	1 177	—	—	—	385	2	(S)
Truck and rail	4 275	2 075	3 393	1 560	103	79	7	31	(S)	(S)
Truck and water	1 003	3 460	3 088	1 464	(S)	(S)	(S)	(S)	(S)	—
Truck and pipeline ³	(D)	(D)	(D)	(D)	(D)	(D)	(D)	(D)	(D)	(D)
Rail and water	(S)	(S)	(S)	(S)	—	—	—	—	—	—
Inland water and Great Lakes	(D)	(D)	(D)	(D)	—	—	—	—	—	—
Inland water and deep sea	1 420	10 886	11 812	1 590	(D)	(D)	(D)	(D)	(D)	(D)
Other Modes										
Other and unknown modes	14 658	32 915	11 210	212	5 019	19 377	268	997	(S)	(S)
STCC 29, PETROLEUM OR COAL PRODUCTS										
Total	359 471	1 885 833	287 081	101	243 500	1 245 019	27 131	40 668	244 761	25 700
Single Modes										
Parcel, U.S. Postal Service, or courier	340	68	33	1 525	73	20	—	31	6	1
Private truck	142 043	595 105	24 851	28	116 190	489 300	9 961	16 106	70 900	6 152
For-hire truck	72 065	397 583	30 022	95	47 341	287 003	6 114	10 420	60 232	5 469
Air	—	—	—	(S)	—	—	—	(D)	(D)	(D)
Rail	12 888	136 245	47 560	535	1 980	42 707	2 004	1 055	22 971	2 816
Inland water	16 403	116 044	22 810	(S)	8 638	63 989	1 554	1 021	9 337	1 223
Great Lakes	(D)	(D)	(D)	(D)	(D)	(D)	(D)	(D)	(D)	(D)
Deep sea water	—	—	—	—	—	—	—	—	—	—
Pipeline ³	81 035	424 684	(S)	(S)	(S)	(S)	(S)	(S)	(S)	(S)
Multiple Modes										
Private truck and for-hire truck	(S)	(S)	635	82	(S)	(S)	(S)	(S)	(S)	(S)
Truck and air	9	4	3	1 104	—	—	—	(D)	(D)	(D)
Truck and rail	136	(S)	603	(S)	(D)	(D)	(D)	(S)	(S)	(S)
Truck and water	3 068	(S)	(S)	(S)	(S)	(S)	(S)	(S)	(S)	(S)
Truck and pipeline ³	(S)	(S)	(S)	(S)	(D)	(D)	(D)	(S)	(S)	(S)
Rail and water	(D)	(D)	(D)	(D)	—	—	—	(D)	(D)	(D)
Inland water and Great Lakes	(S)	(S)	(S)	(S)	(S)	(S)	(S)	(S)	(S)	(S)
Inland water and deep sea	13 326	79 363	61 435	988	(S)	(S)	(S)	(S)	(S)	(S)
Other Modes										
Other and unknown modes	12 214	83 012	15 801	58	7 735	55 769	753	766	5 933	585
STCC 30, RUBBER OR MISCELLANEOUS PLASTICS PRODUCTS										
Total	175 267	52 349	25 528	466	40 200	13 766	325	16 355	4 857	448
Single Modes										
Parcel, U.S. Postal Service, or courier	13 944	904	618	777	2 558	161	5	1 206	87	8
Private truck	45 744	16 581	2 847	65	24 166	9 363	201	6 217	2 179	202
For-hire truck	106 368	32 427	19 388	560	11 705	3 897	111	8 664	2 476	226
Air	16	1	1	923	—	—	—	—	—	—
Rail	2 849	859	1 105	1 294	(S)	24	—	(S)	(S)	—
Inland water	—	—	—	—	—	—	—	—	—	—
Great Lakes	—	—	—	—	—	—	—	—	—	—
Deep sea water	1	—	—	162	—	—	—	—	—	—
Pipeline ³	—	—	—	—	—	—	—	—	—	—
Multiple Modes										
Private truck and for-hire truck	187	61	26	242	70	16	(S)	4	(S)	—
Truck and air	849	49	65	1 404	—	—	—	11	1	—
Truck and rail	(S)	(S)	(S)	(S)	(S)	(S)	(S)	(S)	(S)	—
Truck and water	90	42	99	1 548	—	—	—	(S)	(S)	(S)
Truck and pipeline ³	—	—	—	—	—	—	—	—	—	—
Rail and water	—	—	—	—	—	—	—	—	—	—
Inland water and Great Lakes	—	—	—	—	—	—	—	—	—	—
Inland water and deep sea	39	13	20	1 630	—	—	—	3	1	—
Other Modes										
Other and unknown modes	3 794	928	511	133	1 539	296	6	224	104	10

Table 9. Shipment Characteristics by Commodity and Mode of Transportation by Distance Shipped for the United States: 1993—Con.

[For explanation of terms and meaning of abbreviations and symbols, see introductory text. Detail may not add to total because of rounding]

STCC code, description, and mode of transportation	Total, all mileages				Less than 50 miles ¹			50 to 99 miles ¹		
	Value (million dollars)	Tons (thousands)	Ton-miles ² (millions)	Average miles per shipment ²	Value (million dollars)	Tons (thousands)	Ton-miles ² (millions)	Value (million dollars)	Tons (thousands)	Ton-miles ² (millions)
STCC 31, LEATHER OR LEATHER PRODUCTS										
Total	50 645	2 401	2 182	941	4 232	256	6	4 088	170	16
Single Modes										
Parcel, U.S. Postal Service, or courier	6 669	231	231	940	527	19	—	319	11	1
Private truck	7 461	539	246	334	1 086	85	2	860	62	6
For-hire truck	32 440	1 459	1 379	978	2 262	138	4	2 871	96	9
Air	(S)	(S)	(S)	(S)	—	—	—	—	—	—
Rail	(S)	(S)	(S)	(S)	(D)	(D)	(D)	—	—	—
Inland water	—	—	—	—	—	—	—	—	—	—
Great Lakes	—	—	—	—	—	—	—	—	—	—
Deep sea water	—	—	—	—	—	—	—	—	—	—
Pipeline ³	—	—	—	—	—	—	—	—	—	—
Multiple Modes										
Private truck and for-hire truck	(S)	(S)	—	(S)	—	—	—	(D)	(D)	(D)
Truck and air	361	10	17	1 564	—	—	—	(D)	(D)	(D)
Truck and rail	(S)	(S)	(S)	(S)	—	—	—	—	—	—
Truck and water	(S)	(S)	(S)	(S)	(D)	(D)	(D)	—	—	—
Truck and pipeline ³	—	—	—	—	—	—	—	—	—	—
Rail and water	—	—	—	—	—	—	—	—	—	—
Inland water and Great Lakes	—	—	—	—	—	—	—	—	—	—
Inland water and deep sea	(S)	—	(S)	(S)	—	—	—	—	—	—
Other Modes										
Other and unknown modes	2 785	108	157	1 277	355	13	—	(S)	—	—
STCC 32, CLAY, CONCRETE, GLASS, OR STONE PRODUCTS										
Total	91 365	799 481	84 032	349	39 722	583 378	9 628	8 358	77 528	7 456
Single Modes										
Parcel, U.S. Postal Service, or courier	5 731	371	293	845	1 181	56	2	442	31	3
Private truck	(D)	(D)	(D)	(D)	29 959	498 157	7 387	3 573	27 862	2 513
For-hire truck	40 667	179 549	35 407	454	7 535	76 440	2 039	3 941	33 502	3 143
Air	(D)	(D)	(D)	(D)	—	—	—	(D)	(D)	(D)
Rail	2 216	29 662	17 274	642	32	1 571	69	38	(S)	(S)
Inland water	328	(S)	7 526	412	(S)	(S)	(S)	(S)	(S)	(S)
Great Lakes	79	2 214	723	336	—	—	—	—	—	—
Deep sea water	—	—	—	—	—	—	—	—	—	—
Pipeline ³	(S)	(S)	—	(S)	(S)	(S)	—	—	—	—
Multiple Modes										
Private truck and for-hire truck	(D)	(D)	(D)	(D)	(S)	(S)	(S)	(S)	(S)	(S)
Truck and air	(D)	(D)	(D)	(D)	—	—	—	6	—	—
Truck and rail	(D)	(D)	(D)	(D)	(S)	(S)	(S)	(D)	(D)	(D)
Truck and water	(D)	(D)	(D)	(D)	—	(S)	—	23	24	8
Truck and pipeline ³	—	—	—	—	—	—	—	—	—	—
Rail and water	(S)	(S)	—	(S)	—	—	—	(S)	(S)	—
Inland water and Great Lakes	—	—	—	—	—	—	—	—	—	—
Inland water and deep sea	(D)	(D)	(D)	(D)	—	—	—	(S)	(S)	(S)
Other Modes										
Other and unknown modes	2 245	10 948	3 003	401	928	5 729	66	104	(S)	159
STCC 33, PRIMARY METAL PRODUCTS										
Total	228 610	266 409	97 266	275	59 424	88 238	2 077	20 189	25 403	2 466
Single Modes										
Parcel, U.S. Postal Service, or courier	6 206	377	185	525	1 215	93	3	674	48	5
Private truck	60 781	69 852	9 238	64	33 757	39 821	886	8 160	10 160	936
For-hire truck	131 382	144 296	49 313	471	19 350	37 518	876	10 735	13 669	1 342
Air	36	2	3	1 234	—	—	—	(D)	(D)	(D)
Rail	20 267	41 255	31 198	794	3 086	8 674	257	228	1 028	131
Inland water	906	2 679	2 157	889	(S)	(S)	(S)	—	—	—
Great Lakes	—	—	—	—	—	—	—	—	—	—
Deep sea water	—	—	—	—	—	—	—	—	—	—
Pipeline ³	—	—	—	(S)	—	—	—	—	—	—

Table 9. Shipment Characteristics by Commodity and Mode of Transportation by Distance Shipped for the United States: 1993—Con.

[For explanation of terms and meaning of abbreviations and symbols, see introductory text. Detail may not add to total because of rounding]

STCC code, description, and mode of transportation	Total, all mileages				Less than 50 miles ¹			50 to 99 miles ¹		
	Value (million dollars)	Tons (thousands)	Ton-miles ² (millions)	Average miles per shipment ²	Value (million dollars)	Tons (thousands)	Ton-miles ² (millions)	Value (million dollars)	Tons (thousands)	Ton-miles ² (millions)
STCC 33, PRIMARY METAL PRODUCTS—Con.										
Multiple Modes										
Private truck and for-hire truck	362	416	109	174	155	203	7	32	34	3
Truck and air	(D)	(D)	(D)	(D)	—	—	—	(D)	(D)	(D)
Truck and rail	(S)	(S)	1 339	1 358	(S)	(S)	(S)	(S)	(S)	(S)
Truck and water	316	621	788	1 433	(D)	(D)	(D)	(D)	(D)	(D)
Truck and pipeline ³	—	—	—	—	—	—	—	—	—	—
Rail and water	(D)	(D)	(D)	(D)	(D)	(D)	(D)	—	—	—
Inland water and Great Lakes	(S)	(S)	(S)	(S)	—	—	—	—	—	—
Inland water and deep sea	(S)	(S)	(S)	(S)	—	—	—	(S)	(S)	(S)
Other Modes										
Other and unknown modes	4 491	4 513	1 720	143	1 768	1 835	35	302	334	31
STCC 34, FABRICATED METAL PRODUCTS										
Total	237 316	84 895	30 489	395	68 338	28 308	679	21 990	9 374	878
Single Modes										
Parcel, U.S. Postal Service, or courier	30 046	1 333	804	601	6 186	247	7	2 920	131	12
Private truck	70 456	30 694	4 337	63	41 793	17 659	373	8 051	4 033	374
For-hire truck	122 067	46 780	21 247	548	17 266	9 078	261	10 453	4 941	464
Air	85	2	3	1 339	(D)	(D)	(D)	(S)	—	—
Rail	3 920	2 922	2 028	680	349	282	7	109	(S)	(S)
Inland water	296	384	(S)	(S)	(S)	(S)	(S)	—	—	—
Great Lakes	—	—	—	—	—	—	—	—	—	—
Deep sea water	(S)	—	—	(S)	(D)	(D)	(D)	—	—	—
Pipeline ³	—	—	—	—	—	—	—	—	—	—
Multiple Modes										
Private truck and for-hire truck	257	146	32	298	39	35	2	18	6	1
Truck and air	2 182	78	108	1 424	—	—	—	49	2	—
Truck and rail	574	284	348	1 181	(S)	(S)	(S)	(S)	(S)	(S)
Truck and water	(D)	(D)	(D)	(D)	(D)	(D)	(D)	(S)	1	—
Truck and pipeline ³	—	—	—	—	—	—	—	—	—	—
Rail and water	—	—	—	—	—	—	—	—	—	—
Inland water and Great Lakes	—	—	—	—	—	—	—	—	—	—
Inland water and deep sea	(D)	(D)	(D)	(D)	(D)	(D)	(D)	(S)	(S)	—
Other Modes										
Other and unknown modes	7 217	2 184	1 082	231	2 566	743	18	356	143	13
STCC 35, MACHINERY, EXCLUDING ELECTRICAL										
Total	442 770	34 180	19 112	519	92 693	9 053	208	28 590	2 616	247
Single Modes										
Parcel, U.S. Postal Service, or courier	89 578	1 763	1 099	567	16 390	337	10	6 832	175	16
Private truck	68 637	9 719	1 923	60	41 126	5 694	127	6 721	1 032	96
For-hire truck	231 330	20 110	13 587	572	25 928	2 470	59	13 329	1 250	119
Air	496	8	11	1 316	10	—	—	(S)	—	—
Rail	5 683	526	664	1 035	49	9	—	(S)	(S)	(S)
Inland water	(S)	(S)	(S)	(S)	(S)	(S)	(S)	—	—	—
Great Lakes	—	—	—	—	—	—	—	—	—	—
Deep sea water	(S)	—	—	(S)	—	—	—	—	—	—
Pipeline ³	—	—	—	—	—	—	—	—	—	—
Multiple Modes										
Private truck and for-hire truck	194	32	(S)	(S)	24	(S)	—	(S)	(S)	(S)
Truck and air	25 395	504	555	1 528	—	—	—	512	5	1
Truck and rail	897	146	198	1 299	(S)	(S)	(S)	(S)	(S)	(S)
Truck and water	264	23	61	2 099	—	—	—	(S)	—	—
Truck and pipeline ³	—	—	—	—	—	—	—	—	—	—
Rail and water	—	—	—	—	—	—	—	—	—	—
Inland water and Great Lakes	—	—	—	—	—	—	—	—	—	—
Inland water and deep sea	41	4	14	3 494	—	—	—	—	—	—
Other Modes										
Other and unknown modes	20 230	1 339	981	248	9 101	531	12	783	107	10

Table 9. Shipment Characteristics by Commodity and Mode of Transportation by Distance Shipped for the United States: 1993—Con.

[For explanation of terms and meaning of abbreviations and symbols, see introductory text. Detail may not add to total because of rounding]

STCC code, description, and mode of transportation	Total, all mileages				Less than 50 miles ¹			50 to 99 miles ¹		
	Value (million dollars)	Tons (thousands)	Ton-miles ² (millions)	Average miles per shipment ²	Value (million dollars)	Tons (thousands)	Ton-miles ² (millions)	Value (million dollars)	Tons (thousands)	Ton-miles ² (millions)
STCC 36, ELECTRICAL MACHINERY, EQUIPMENT, OR SUPPLIES										
Total	411 030	30 156	19 591	660	91 143	6 640	151	26 530	2 265	219
Single Modes										
Parcel, U.S. Postal Service, or courier	97 703	1 388	1 042	791	17 718	255	7	5 978	107	10
Private truck	58 457	7 354	1 674	52	36 844	3 943	84	5 075	843	79
For-hire truck	187 850	18 648	13 150	674	25 420	2 084	54	13 808	1 197	117
Air	(D)	(D)	(D)	(D)	(S)	—	—	(D)	(D)	(D)
Rail	3 614	913	1 232	1 270	(S)	(S)	—	(S)	(S)	(S)
Inland water	—	—	—	—	—	—	—	—	—	—
Great Lakes	—	—	—	—	—	—	—	—	—	—
Deep sea water	—	—	—	(S)	—	—	—	—	—	—
Pipeline ³	—	—	—	—	—	—	—	—	—	—
Multiple Modes										
Private truck and for-hire truck	120	18	10	(S)	(S)	(S)	—	3	1	—
Truck and air	35 568	281	372	1 411	—	—	—	839	11	2
Truck and rail	1 287	337	639	1 964	—	—	—	(S)	—	—
Truck and water	133	33	82	1 736	—	—	—	(S)	(S)	—
Truck and pipeline ³	—	—	—	—	—	—	—	—	—	—
Rail and water	—	—	—	—	—	—	—	—	—	—
Inland water and Great Lakes	—	—	—	—	—	—	—	—	—	—
Inland water and deep sea	(D)	(D)	(D)	(D)	—	—	—	(D)	(D)	(D)
Other Modes										
Other and unknown modes	25 026	1 126	1 117	557	10 890	325	6	759	88	8
STCC 37, TRANSPORTATION EQUIPMENT										
Total	652 474	87 617	49 098	339	143 106	22 513	479	44 169	7 580	731
Single Modes										
Parcel, U.S. Postal Service, or courier	39 754	1 177	676	648	8 214	224	7	2 996	124	12
Private truck	99 039	16 101	3 583	36	42 053	8 049	161	9 432	1 889	173
For-hire truck	317 449	43 385	20 835	478	49 962	7 785	206	28 393	4 811	464
Air	2 118	(S)	44	884	(S)	(S)	(S)	(S)	—	—
Rail	37 708	9 528	8 418	849	2 490	829	8	576	403	47
Inland water	(D)	(D)	(D)	(D)	411	874	(S)	(S)	—	—
Great Lakes	—	—	—	—	—	—	—	—	—	—
Deep sea water	—	—	—	—	—	—	—	—	—	—
Pipeline ³	—	—	—	—	—	—	—	—	—	—
Multiple Modes										
Private truck and for-hire truck	(D)	(D)	(D)	(D)	107	20	(S)	(S)	(S)	(S)
Truck and air	26 700	264	317	1 312	—	—	—	(S)	11	2
Truck and rail	63 585	7 620	11 972	1 460	(S)	(S)	(S)	(S)	(S)	(S)
Truck and water	133	22	70	(S)	—	—	—	(S)	—	—
Truck and pipeline ³	—	—	—	—	—	—	—	—	—	—
Rail and water	—	—	—	—	—	—	—	—	—	—
Inland water and Great Lakes	—	—	—	—	—	—	—	—	—	—
Inland water and deep sea	396	58	(S)	(S)	(S)	—	—	(S)	(S)	(S)
Other Modes										
Other and unknown modes	63 673	7 999	2 724	168	39 338	4 682	82	1 538	263	24
STCC 38, INSTRUMENTS, PHOTOGRAPHIC GOODS, OPTICAL GOODS, WATCHES, OR CLOCKS										
Total	198 492	8 600	5 390	656	41 884	2 085	51	18 837	805	77
Single Modes										
Parcel, U.S. Postal Service, or courier	58 955	849	562	707	8 572	195	5	4 002	67	6
Private truck	21 431	1 466	245	74	14 189	909	19	2 432	227	20
For-hire truck	95 572	5 744	3 881	508	16 661	935	25	11 915	499	49
Air	292	2	2	1 362	(S)	(S)	—	(D)	(D)	(D)
Rail	957	105	172	777	(S)	—	—	(D)	(D)	(D)
Inland water	—	—	—	—	—	—	—	—	—	—
Great Lakes	—	—	—	—	—	—	—	—	—	—
Deep sea water	—	—	—	—	—	—	—	—	—	—
Pipeline ³	—	—	—	—	—	—	—	—	—	—

Table 9. Shipment Characteristics by Commodity and Mode of Transportation by Distance Shipped for the United States: 1993—Con.

[For explanation of terms and meaning of abbreviations and symbols, see introductory text. Detail may not add to total because of rounding]

STCC code, description, and mode of transportation	Total, all mileages				Less than 50 miles ¹			50 to 99 miles ¹		
	Value (million dollars)	Tons (thousands)	Ton-miles ² (millions)	Average miles per shipment ²	Value (million dollars)	Tons (thousands)	Ton-miles ² (millions)	Value (million dollars)	Tons (thousands)	Ton-miles ² (millions)
STCC 38, INSTRUMENTS, PHOTOGRAPHIC GOODS, OPTICAL GOODS, WATCHES, OR CLOCKS—Con.										
Multiple Modes										
Private truck and for-hire truck	(S)	—	—	(S)	—	—	—	—	—	—
Truck and air	12 736	97	137	1 402	—	—	—	168	2	—
Truck and rail	(S)	37	60	1 551	—	—	—	(D)	(D)	(D)
Truck and water	(S)	(S)	(S)	(S)	—	—	—	—	—	—
Truck and pipeline ³	—	—	—	—	—	—	—	—	—	—
Rail and water	—	—	—	—	—	—	—	—	—	—
Inland water and Great Lakes	—	—	—	—	—	—	—	—	—	—
Inland water and deep sea	(S)	—	(S)	(S)	—	—	—	—	—	—
Other Modes										
Other and unknown modes	8 181	297	322	474	2 391	45	1	311	10	1
STCC 39, MISCELLANEOUS PRODUCTS OF MANUFACTURING										
Total	200 803	20 731	10 992	864	34 895	4 653	122	13 292	1 837	171
Single Modes										
Parcel, U.S. Postal Service, or courier	51 098	1 400	1 281	955	5 547	163	4	2 794	89	8
Private truck	51 234	6 690	1 422	103	18 134	2 870	68	4 742	892	80
For-hire truck	78 193	11 423	7 273	765	8 148	1 455	46	5 154	809	78
Air	86	(S)	(S)	(S)	(S)	—	—	—	—	—
Rail	(D)	(D)	(D)	(D)	(S)	(S)	—	(S)	—	—
Inland water	(D)	(D)	(D)	(D)	—	—	—	—	—	—
Great Lakes	—	—	—	—	—	—	—	—	—	—
Deep sea water	—	—	—	(S)	—	—	—	—	—	—
Pipeline ³	—	—	—	—	—	—	—	—	—	—
Multiple Modes										
Private truck and for-hire truck	(S)	(S)	(S)	(S)	(S)	(S)	(S)	(S)	(S)	(S)
Truck and air	5 231	48	71	1 501	—	—	—	(S)	1	—
Truck and rail	268	45	76	2 122	—	—	—	—	—	—
Truck and water	(S)	5	(S)	(S)	—	—	—	(S)	(S)	—
Truck and pipeline ³	—	—	—	—	—	—	—	—	—	—
Rail and water	—	—	—	—	—	—	—	—	—	—
Inland water and Great Lakes	—	—	—	—	—	—	—	—	—	—
Inland water and deep sea	(S)	(S)	(S)	(S)	—	—	—	—	—	—
Other Modes										
Other and unknown modes	5 966	501	359	520	2 359	125	2	243	33	3
STCC 40, WASTE OR SCRAP MATERIALS										
Total	18 258	130 894	27 591	160	7 712	58 091	1 310	2 402	22 896	2 417
Single Modes										
Parcel, U.S. Postal Service, or courier	(S)	2	—	(S)	(S)	1	—	(S)	—	—
Private truck	5 612	33 982	2 373	59	3 583	22 988	442	792	5 526	494
For-hire truck	8 719	62 190	10 842	189	2 915	25 181	652	1 313	14 979	1 608
Air	—	—	—	—	—	—	—	—	—	—
Rail	3 111	28 833	10 403	375	1 001	8 482	193	253	2 187	296
Inland water	292	2 222	1 763	674	(D)	(D)	(D)	(S)	(S)	(S)
Great Lakes	—	—	—	—	—	—	—	—	—	—
Deep sea water	—	—	—	—	—	—	—	—	—	—
Pipeline ³	—	—	—	—	—	—	—	—	—	—
Multiple Modes										
Private truck and for-hire truck	67	261	34	134	50	141	3	(S)	(S)	(S)
Truck and air	—	(S)	(S)	(S)	—	—	—	—	—	—
Truck and rail	(D)	(D)	(D)	(D)	(S)	(S)	(S)	—	(S)	—
Truck and water	54	417	642	3 947	(D)	(D)	(D)	(S)	(S)	(S)
Truck and pipeline ³	—	—	—	—	—	—	—	—	—	—
Rail and water	(D)	(D)	(D)	(D)	—	—	—	—	—	—
Inland water and Great Lakes	—	—	—	—	—	—	—	—	—	—
Inland water and deep sea	(D)	(D)	(D)	(D)	—	—	—	—	—	—
Other Modes										
Other and unknown modes	209	2 180	813	380	132	1 148	11	10	94	8

Table 9. Shipment Characteristics by Commodity and Mode of Transportation by Distance Shipped for the United States: 1993—Con.

[For explanation of terms and meaning of abbreviations and symbols, see introductory text. Detail may not add to total because of rounding]

STCC code, description, and mode of transportation	Total, all mileages				Less than 50 miles ¹			50 to 99 miles ¹		
	Value (million dollars)	Tons (thousands)	Ton-miles ² (millions)	Average miles per shipment ²	Value (million dollars)	Tons (thousands)	Ton-miles ² (millions)	Value (million dollars)	Tons (thousands)	Ton-miles ² (millions)
STCC 41, MISCELLANEOUS FREIGHT SHIPMENT										
Total	81 297	20 830	5 038	510	10 977	4 035	128	12 024	4 656	437
Single Modes										
Parcel, U.S. Postal Service, or courier	3 556	70	56	684	412	9	—	143	4	—
Private truck	59 542	17 616	3 563	141	8 447	3 639	117	10 182	4 235	396
For-hire truck	15 089	2 936	1 235	542	1 743	346	10	1 617	380	37
Air	7	—	—	(S)	—	—	—	—	—	—
Rail	(S)	28	17	648	—	(S)	—	(D)	(D)	(D)
Inland water	—	—	—	—	—	—	—	—	—	—
Great Lakes	—	—	—	—	—	—	—	—	—	—
Deep sea water	—	—	—	—	—	—	—	—	—	—
Pipeline ³	—	—	—	—	—	—	—	—	—	—
Multiple Modes										
Private truck and for-hire truck	(D)	(D)	(D)	(D)	—	—	—	—	—	—
Truck and air	(S)	(S)	(S)	(S)	—	—	—	4	—	—
Truck and rail	8	9	10	1 583	—	—	—	(D)	(D)	(D)
Truck and water	(S)	(S)	(S)	(S)	—	—	—	—	—	—
Truck and pipeline ³	—	—	—	—	—	—	—	—	—	—
Rail and water	—	—	—	—	—	—	—	—	—	—
Inland water and Great Lakes	—	—	—	—	—	—	—	—	—	—
Inland water and deep sea	(D)	(D)	(D)	(D)	—	—	—	(D)	(D)	(D)
Other Modes										
Other and unknown modes	1 030	118	23	(S)	(S)	(S)	—	(S)	(S)	(S)
STCC 42, CONTAINERS, CARRIERS OR DEVICES, SHIPPING, RETURNED EMPTY										
Total	1 144	702	230	229	306	242	8	117	98	8
Single Modes										
Parcel, U.S. Postal Service, or courier	(D)	(D)	(D)	(D)	(D)	(D)	(D)	—	—	—
Private truck	(D)	(D)	(D)	(D)	(D)	(D)	(D)	31	29	3
For-hire truck	570	383	128	373	139	82	2	84	68	6
Air	—	—	—	(S)	—	—	—	—	—	—
Rail	(S)	(S)	(S)	(S)	(D)	(D)	(D)	(S)	(S)	—
Inland water	(D)	(D)	(D)	(D)	(D)	(D)	(D)	—	—	—
Great Lakes	—	—	—	—	—	—	—	—	—	—
Deep sea water	—	—	—	—	—	—	—	—	—	—
Pipeline ³	—	—	—	—	—	—	—	—	—	—
Multiple Modes										
Private truck and for-hire truck	—	—	—	—	—	—	—	—	—	—
Truck and air	(D)	(D)	(D)	(D)	—	—	—	(D)	(D)	(D)
Truck and rail	—	—	—	—	—	—	—	—	—	—
Truck and water	(D)	(D)	(D)	(D)	—	—	—	—	—	—
Truck and pipeline ³	—	—	—	—	—	—	—	—	—	—
Rail and water	—	—	—	—	—	—	—	—	—	—
Inland water and Great Lakes	—	—	—	—	—	—	—	—	—	—
Inland water and deep sea	—	—	—	—	—	—	—	—	—	—
Other Modes										
Other and unknown modes	(D)	(D)	(D)	(D)	(D)	(D)	(D)	(D)	(D)	(D)
STCC 48, WASTE HAZARDOUS MATERIALS OR WASTE HAZARDOUS SUBSTANCES										
Total	558	813	314	190	146	271	5	90	126	14
Single Modes										
Parcel, U.S. Postal Service, or courier	(D)	(D)	(D)	(D)	(S)	(S)	—	(S)	—	—
Private truck	(D)	(D)	(D)	(D)	(D)	(D)	(D)	24	63	7
For-hire truck	267	290	124	373	24	63	2	61	61	6
Air	—	—	—	—	—	—	—	—	—	—
Rail	13	72	97	1 618	—	—	—	—	—	—
Inland water	—	—	—	—	—	—	—	—	—	—
Great Lakes	—	—	—	—	—	—	—	—	—	—
Deep sea water	—	—	—	—	—	—	—	—	—	—
Pipeline ³	—	—	—	—	—	—	—	—	—	—

Table 9. **Shipment Characteristics by Commodity and Mode of Transportation by Distance Shipped for the United States: 1993—Con.**

[For explanation of terms and meaning of abbreviations and symbols, see introductory text. Detail may not add to total because of rounding]

STCC code, description, and mode of transportation	Total, all mileages				Less than 50 miles ¹			50 to 99 miles ¹		
	Value (million dollars)	Tons (thousands)	Ton-miles ² (millions)	Average miles per shipment ²	Value (million dollars)	Tons (thousands)	Ton-miles ² (millions)	Value (million dollars)	Tons (thousands)	Ton-miles ² (millions)
STCC 48, WASTE HAZARDOUS MATERIALS OR WASTE HAZARDOUS SUBSTANCES—Con.										
Multiple Modes										
Private truck and for-hire truck	(D)	(D)	(D)	(D)	—	—	—	—	—	—
Truck and air	(D)	(D)	(D)	(D)	—	—	—	—	—	—
Truck and rail	(D)	(D)	(D)	(D)	—	—	—	—	—	—
Truck and water	—	—	—	—	—	—	—	—	—	—
Truck and pipeline ³	—	—	—	—	—	—	—	—	—	—
Rail and water	—	—	—	—	—	—	—	—	—	—
Inland water and Great Lakes	—	—	—	—	—	—	—	—	—	—
Inland water and deep sea	—	—	—	—	—	—	—	—	—	—
Other Modes										
Other and unknown modes	(D)	(D)	(D)	(D)	(D)	(D)	(D)	(S)	(S)	—
COMMODITY UNKNOWN										
Total	21 941	7 804	2 522	477	6 997	3 249	64	2 417	962	94
Single Modes										
Parcel, U.S. Postal Service, or courier	2 182	99	62	703	306	19	1	224	(S)	(S)
Private truck	7 666	3 348	678	57	4 111	1 654	38	1 163	507	51
For-hire truck	8 037	2 257	874	482	1 291	497	11	632	341	32
Air	(S)	(S)	(S)	(S)	—	—	—	—	—	—
Rail	316	695	585	866	(D)	(D)	(D)	(S)	(S)	(S)
Inland water	(S)	(S)	(S)	(S)	(D)	(D)	(D)	(D)	(D)	(D)
Great Lakes	—	—	—	—	—	—	—	—	—	—
Deep sea water	—	—	—	—	—	—	—	—	—	—
Pipeline ³	—	—	—	—	—	—	—	—	—	—
Multiple Modes										
Private truck and for-hire truck	(S)	(S)	(S)	(S)	(S)	(S)	(S)	(S)	(S)	(S)
Truck and air	325	8	12	1 357	—	—	—	—	—	—
Truck and rail	(S)	(S)	(S)	(S)	—	—	—	—	—	—
Truck and water	(D)	(D)	(D)	(D)	—	—	—	(D)	(D)	(D)
Truck and pipeline ³	—	—	—	—	—	—	—	—	—	—
Rail and water	—	—	—	—	—	—	—	—	—	—
Inland water and Great Lakes	—	—	—	—	—	—	—	—	—	—
Inland water and deep sea	(D)	(D)	(D)	(D)	—	—	—	—	—	—
Other Modes										
Other and unknown modes	2 345	1 209	171	203	942	927	11	326	(S)	5

Table 9. Shipment Characteristics by Commodity and Mode of Transportation by Distance Shipped for the United States: 1993—Con.

[For explanation of terms and meaning of abbreviations and symbols, see introductory text. Detail may not add to total because of rounding]

STCC code, description, and mode of transportation	100 to 249 miles ¹			250 to 499 miles ¹			500 to 749 miles ¹			750 to 999 miles ¹		
	Value (million dollars)	Tons (thousands)	Ton-miles ² (millions)	Value (million dollars)	Tons (thousands)	Ton-miles ² (millions)	Value (million dollars)	Tons (thousands)	Ton-miles ² (millions)	Value (million dollars)	Tons (thousands)	Ton-miles ² (millions)
ALL COMMODITIES												
Total	927 911	1 149 069	262 494	851 303	858 891	421 432	570 804	535 424	466 413	371 685	289 304	341 582
Single Modes												
Parcel, U.S. Postal Service, or courier	82 086	3 046	640	86 737	2 964	1 319	66 154	2 140	1 607	51 703	1 607	1 683
Private truck	291 828	264 405	50 690	110 071	69 717	29 788	49 249	29 320	21 836	20 559	16 645	17 330
For-hire truck	467 775	398 050	80 710	525 214	260 864	114 125	355 031	130 559	97 273	213 755	70 424	73 188
Air	250	(S)	(S)	389	8	5	806	11	11	495	5	6
Rail	28 764	258 616	71 683	48 408	316 681	165 195	42 054	250 532	225 272	36 801	148 593	176 750
Inland water	6 379	62 424	16 823	5 425	35 182	23 177	7 207	65 265	70 166	3 951	26 646	39 203
Great Lakes	(S)	15 203	4 095	(D)	(D)	(D)	(D)	(D)	(D)	—	—	—
Deep sea water	(D)	(D)	(D)	(D)	(D)	(D)	(D)	(D)	(D)	(S)	—	—
Pipeline ³	(S)	(S)	(S)	(S)	(S)	(S)	(S)	(S)	(S)	(D)	(D)	(D)
Multiple Modes												
Private truck and for-hire truck	(S)	3 504	659	3 263	1 178	577	1 583	634	471	1 474	219	229
Truck and air	8 462	715	271	16 261	365	228	17 419	424	382	15 837	227	269
Truck and rail	1 948	3 422	1 177	13 226	7 394	4 417	14 746	3 842	3 727	13 890	2 929	3 675
Truck and water	1 466	25 407	10 379	1 873	(S)	(S)	654	6 549	7 397	472	2 246	3 804
Truck and pipeline ³	(D)	(D)	(D)	—	—	—	(S)	(S)	(S)	(S)	(S)	(S)
Rail and water	294	8 697	3 305	814	26 062	18 012	289	8 594	9 245	(D)	(D)	(D)
Inland water and Great Lakes	—	—	—	(S)	987	1 791	(S)	(S)	(S)	148	1 138	1 597
Inland water and deep sea	2 436	14 433	3 769	5 102	23 430	12 155	2 349	(S)	18 022	1 685	6 742	9 337
Other Modes												
Other and unknown modes	21 099	51 164	11 290	27 004	46 697	19 311	12 956	7 868	5 699	10 737	7 875	8 235
STCC 01, FARM PRODUCTS												
Total	21 219	77 041	17 781	17 195	81 844	43 777	12 075	71 594	67 332	6 895	39 062	51 029
Single Modes												
Parcel, U.S. Postal Service, or courier	189	17	4	223	17	7	126	12	9	96	15	16
Private truck	6 695	13 011	2 588	1 639	3 505	1 511	692	1 915	1 432	(S)	(S)	(S)
For-hire truck	9 155	29 674	5 732	7 539	15 252	6 723	3 227	5 020	3 645	1 820	3 101	3 287
Air	(S)	(S)	(S)	(D)	(D)	(D)	(D)	(D)	(D)	(S)	—	—
Rail	3 541	27 996	7 761	5 312	47 865	26 324	3 716	30 553	25 902	1 734	13 324	15 911
Inland water	784	4 781	1 325	1 469	10 107	7 268	3 820	32 628	35 099	1 988	18 573	27 214
Great Lakes	—	—	—	—	—	—	(S)	(S)	(S)	—	—	—
Deep sea water	—	—	—	—	—	—	—	—	—	—	—	—
Pipeline ³	—	—	—	—	—	—	—	—	—	—	—	—
Multiple Modes												
Private truck and for-hire truck	(S)	(S)	(S)	18	79	38	15	65	44	(S)	(S)	(S)
Truck and air	(S)	3	1	15	2	1	71	5	5	75	3	4
Truck and rail	15	103	(S)	(S)	(S)	(S)	173	136	129	(S)	(S)	(S)
Truck and water	(S)	(S)	(S)	(S)	(S)	(S)	9	17	23	(S)	(S)	(S)
Truck and pipeline ³	—	—	—	—	—	—	—	—	—	—	—	—
Rail and water	—	—	—	(D)	(D)	(D)	(D)	(D)	(D)	(S)	(S)	(S)
Inland water and Great Lakes	—	—	—	—	—	—	(S)	(S)	(S)	(S)	(S)	(S)
Inland water and deep sea	(S)	(S)	(S)	(S)	(S)	(S)	—	—	—	—	—	—
Other Modes												
Other and unknown modes	558	779	133	804	(S)	(S)	160	(S)	(S)	(S)	(S)	(S)
STCC 08, FOREST PRODUCTS												
Total	201	2 668	498	101	664	285	(S)	239	177	(S)	149	155
Single Modes												
Parcel, U.S. Postal Service, or courier	(D)	(D)	(D)	(D)	(D)	(D)	(D)	(D)	(D)	—	—	—
Private truck	51	1 154	200	(S)	91	35	(S)	12	9	(S)	(S)	(S)
For-hire truck	147	1 437	282	61	437	187	(S)	161	119	(S)	101	106
Air	—	—	—	—	—	—	—	—	—	—	—	—
Rail	(D)	(D)	(D)	(D)	(D)	(D)	(D)	(D)	(D)	—	—	—
Inland water	—	—	—	—	—	—	—	—	—	—	—	—
Great Lakes	—	—	—	—	—	—	—	—	—	—	—	—
Deep sea water	—	—	—	—	—	—	—	—	—	—	—	—
Pipeline ³	—	—	—	—	—	—	—	—	—	—	—	—

Table 9. Shipment Characteristics by Commodity and Mode of Transportation by Distance Shipped for the United States: 1993—Con.

[For explanation of terms and meaning of abbreviations and symbols, see introductory text. Detail may not add to total because of rounding]

STCC code, description, and mode of transportation	100 to 249 miles ¹			250 to 499 miles ¹			500 to 749 miles ¹			750 to 999 miles ¹		
	Value (million dollars)	Tons (thousands)	Ton-miles ² (millions)	Value (million dollars)	Tons (thousands)	Ton-miles ² (millions)	Value (million dollars)	Tons (thousands)	Ton-miles ² (millions)	Value (million dollars)	Tons (thousands)	Ton-miles ² (millions)
STCC 08, FOREST PRODUCTS—Con.												
Multiple Modes												
Private truck and for-hire truck	—	—	—	—	—	—	—	—	—	—	—	—
Truck and air	—	—	—	—	—	—	(D)	(D)	(D)	—	—	—
Truck and rail	—	—	—	—	—	—	—	—	—	—	—	—
Truck and water	—	—	—	—	—	—	—	—	—	—	—	—
Truck and pipeline ³	—	—	—	—	—	—	—	—	—	—	—	—
Rail and water	—	—	—	—	—	—	—	—	—	—	—	—
Inland water and Great Lakes	—	—	—	—	—	—	—	—	—	—	—	—
Inland water and deep sea	—	—	—	—	—	—	—	—	—	—	—	—
Other Modes												
Other and unknown modes	2	(S)	(S)	(S)	(S)	(S)	(D)	(D)	(D)	(S)	(S)	(S)
STCC 09, FRESH FISH OR OTHER MARINE PRODUCTS												
Total	2 025	565	124	907	320	142	532	276	(S)	881	248	247
Single Modes												
Parcel, U.S. Postal Service, or courier	(S)	(S)	(S)	(S)	(S)	(S)	7	—	—	6	—	1
Private truck	1 167	319	65	252	119	55	121	(S)	(S)	67	23	24
For-hire truck	595	158	33	359	100	41	288	104	82	268	60	64
Air	(S)	—	—	(D)	(D)	(D)	(D)	(D)	(D)	(S)	—	—
Rail	—	—	—	—	—	—	(D)	(D)	(D)	(D)	(D)	(D)
Inland water	—	—	—	—	—	—	—	—	—	(S)	(S)	(S)
Great Lakes	—	—	—	—	—	—	—	—	—	—	—	—
Deep sea water	—	—	—	(D)	(D)	(D)	(D)	(D)	(D)	—	—	—
Pipeline ³	—	—	—	—	—	—	—	—	—	—	—	—
Multiple Modes												
Private truck and for-hire truck	6	(S)	—	(S)	(S)	(S)	(D)	(D)	(D)	(D)	(D)	(D)
Truck and air	15	2	—	29	3	2	27	3	3	23	3	4
Truck and rail	—	—	—	—	—	—	—	—	—	—	—	—
Truck and water	(S)	(S)	(S)	(D)	(D)	(D)	(D)	(D)	(D)	(S)	(S)	(S)
Truck and pipeline ³	—	—	—	—	—	—	—	—	—	—	—	—
Rail and water	—	—	—	—	—	—	—	—	—	—	—	—
Inland water and Great Lakes	—	—	—	—	—	—	—	—	—	—	—	—
Inland water and deep sea	—	—	—	—	—	—	—	—	—	(S)	(S)	(S)
Other Modes												
Other and unknown modes	(S)	(S)	(S)	170	81	35	(S)	(S)	(S)	177	45	30
STCC 10, METALLIC ORES												
Total	1 870	(S)	(S)	3 496	12 363	8 457	4 776	14 074	12 594	342	1 039	1 450
Single Modes												
Parcel, U.S. Postal Service, or courier	35	—	—	(S)	—	—	118	—	—	(D)	(D)	(D)
Private truck	122	(S)	(S)	(S)	(S)	(S)	17	(S)	(S)	(S)	3	3
For-hire truck	1 291	825	193	2 211	246	105	3 359	(S)	(S)	62	41	43
Air	—	—	—	—	—	—	—	—	—	—	—	—
Rail	271	1 169	293	196	875	474	281	4 692	4 045	95	177	239
Inland water	(D)	(D)	(D)	(D)	(D)	(D)	—	—	—	—	—	—
Great Lakes	—	—	—	(D)	(D)	(D)	(D)	(D)	(D)	—	—	—
Deep sea water	—	—	—	—	—	—	—	—	—	—	—	—
Pipeline ³	—	—	—	—	—	—	—	—	—	—	—	—
Multiple Modes												
Private truck and for-hire truck	—	—	—	—	—	—	—	—	—	—	—	—
Truck and air	(D)	(D)	(D)	(S)	—	—	(S)	—	—	—	—	—
Truck and rail	(S)	(S)	(S)	(S)	(S)	(S)	(S)	(S)	(S)	(D)	(D)	(D)
Truck and water	30	108	93	(S)	188	174	(S)	(S)	(S)	(S)	(S)	(S)
Truck and pipeline ³	—	—	—	—	—	—	—	—	—	—	—	—
Rail and water	—	—	—	(D)	(D)	(D)	(S)	(S)	(S)	(D)	(D)	(D)
Inland water and Great Lakes	—	—	—	—	—	—	(D)	(D)	(D)	—	—	—
Inland water and deep sea	—	—	—	—	—	—	—	—	—	—	—	—
Other Modes												
Other and unknown modes	(S)	(S)	(S)	(S)	(S)	(S)	(D)	(D)	(D)	(D)	(D)	(D)

Table 9. Shipment Characteristics by Commodity and Mode of Transportation by Distance Shipped for the United States: 1993—Con.

[For explanation of terms and meaning of abbreviations and symbols, see introductory text. Detail may not add to total because of rounding]

STCC code, description, and mode of transportation	100 to 249 miles ¹			250 to 499 miles ¹			500 to 749 miles ¹			750 to 999 miles ¹		
	Value (million dollars)	Tons (thousands)	Ton-miles ² (millions)	Value (million dollars)	Tons (thousands)	Ton-miles ² (millions)	Value (million dollars)	Tons (thousands)	Ton-miles ² (millions)	Value (million dollars)	Tons (thousands)	Ton-miles ² (millions)
STCC 11, COAL												
Total	4 508	164 193	47 149	4 783	181 530	96 722	1 722	135 204	129 086	939	84 133	101 912
Single Modes												
Parcel, U.S. Postal Service, or courier	(D)	(D)	(D)	—	—	—	—	—	—	—	—	—
Private truck	50	1 494	332	(D)	(D)	(D)	(S)	(S)	(S)	—	—	—
For-hire truck	308	11 565	2 244	19	698	262	(S)	(S)	(S)	(S)	(S)	(S)
Air	—	—	—	—	—	—	—	—	—	—	—	—
Rail	2 848	108 860	31 428	3 890	146 496	75 378	1 372	123 066	113 259	839	78 924	93 612
Inland water	417	13 804	4 145	111	3 869	3 185	195	6 221	8 259	(S)	(S)	(S)
Great Lakes	—	—	—	—	—	—	—	—	—	—	—	—
Deep sea water	—	—	—	—	—	—	—	—	—	—	—	—
Pipeline ³	—	—	—	—	—	—	—	—	—	—	—	—
Multiple Modes												
Private truck and for-hire truck	—	—	—	—	—	—	—	—	—	—	—	—
Truck and air	—	—	—	—	—	—	—	—	—	—	—	—
Truck and rail	(D)	(D)	(D)	89	2 895	1 772	(S)	(S)	(S)	(D)	(D)	(D)
Truck and water	432	14 487	4 194	21	905	684	18	721	(S)	(S)	(S)	(S)
Truck and pipeline ³	—	—	—	—	—	—	—	—	—	—	—	—
Rail and water	264	7 761	2 856	348	13 113	9 262	75	3 155	4 067	51	(S)	(S)
Inland water and Great Lakes	—	—	—	(D)	(D)	(D)	—	—	—	—	—	—
Inland water and deep sea	—	—	—	—	—	—	16	636	1 065	—	—	—
Other Modes												
Other and unknown modes	147	4 844	1 437	282	12 822	5 435	(S)	(S)	(S)	(D)	(D)	(D)
STCC 13, CRUDE PETROLEUM, NATURAL GAS, OR GASOLINE												
Total	(S)	(S)	(S)	(S)	(S)	(S)	(S)	(S)	(S)	(S)	(S)	(S)
Single Modes												
Parcel, U.S. Postal Service, or courier	(D)	(D)	(D)	(D)	(D)	(D)	—	—	—	—	—	—
Private truck	(S)	(S)	(S)	(S)	(S)	(S)	(S)	(S)	(S)	(S)	(S)	(S)
For-hire truck	(S)	(S)	(S)	(S)	(S)	(S)	(D)	(D)	(D)	(S)	(S)	(S)
Air	—	—	—	—	—	—	—	—	—	—	—	—
Rail	(D)	(D)	(D)	—	—	—	(D)	(D)	(D)	—	—	—
Inland water	(D)	(D)	(D)	(S)	(S)	(S)	(D)	(D)	(D)	—	—	—
Great Lakes	—	—	—	—	—	—	—	—	—	—	—	—
Deep sea water	—	—	—	—	—	—	—	—	—	—	—	—
Pipeline ³	(S)	(S)	(S)	—	—	—	—	—	—	—	—	—
Multiple Modes												
Private truck and for-hire truck	(S)	(S)	(S)	—	—	—	—	—	—	—	—	—
Truck and air	—	—	—	—	—	—	—	—	—	—	—	—
Truck and rail	—	—	—	—	—	—	—	—	—	—	—	—
Truck and water	(D)	(D)	(D)	(D)	(D)	(D)	—	—	—	—	—	—
Truck and pipeline ³	—	—	—	—	—	—	—	—	—	—	—	—
Rail and water	—	—	—	—	—	—	—	—	—	—	—	—
Inland water and Great Lakes	—	—	—	—	—	—	—	—	—	—	—	—
Inland water and deep sea	—	—	—	(D)	(D)	(D)	—	—	—	—	—	—
Other Modes												
Other and unknown modes	(S)	(S)	(S)	(S)	(S)	(S)	(D)	(D)	(D)	(S)	(S)	(S)
STCC 14, NONMETALLIC MINERALS												
Total	2 286	108 798	26 024	1 174	41 274	19 405	1 168	38 497	31 001	663	15 209	17 228
Single Modes												
Parcel, U.S. Postal Service, or courier	(S)	1	—	(S)	1	1	(S)	(S)	(S)	(S)	(S)	(S)
Private truck	873	25 534	5 094	148	3 409	1 553	93	(S)	(S)	64	(S)	(S)
For-hire truck	926	29 790	5 700	590	8 696	3 750	294	2 774	2 188	121	2 038	2 028
Air	—	—	—	—	—	—	—	—	—	—	—	—
Rail	342	30 592	7 165	268	14 700	7 064	458	7 817	6 792	353	4 380	5 318
Inland water	20	3 566	870	(S)	3 103	1 743	(S)	(S)	(S)	(S)	1 535	2 070
Great Lakes	32	10 207	2 032	(D)	(D)	(D)	—	—	—	—	—	—
Deep sea water	—	—	—	—	—	—	—	—	—	—	—	—
Pipeline ³	—	—	—	—	—	—	—	—	—	—	—	—

Table 9. Shipment Characteristics by Commodity and Mode of Transportation by Distance Shipped for the United States: 1993—Con.

[For explanation of terms and meaning of abbreviations and symbols, see introductory text. Detail may not add to total because of rounding]

STCC code, description, and mode of transportation	100 to 249 miles ¹			250 to 499 miles ¹			500 to 749 miles ¹			750 to 999 miles ¹		
	Value (million dollars)	Tons (thousands)	Ton-miles ² (millions)	Value (million dollars)	Tons (thousands)	Ton-miles ² (millions)	Value (million dollars)	Tons (thousands)	Ton-miles ² (millions)	Value (million dollars)	Tons (thousands)	Ton-miles ² (millions)
STCC 14, NONMETALLIC MINERALS—Con.												
Multiple Modes												
Private truck and for-hire truck	(D)	(D)	(D)	—	—	—	—	—	—	—	—	—
Truck and air	(D)	(D)	(D)	(D)	(D)	(D)	(D)	(D)	(D)	(S)	(S)	(S)
Truck and rail	(D)	(D)	(D)	(D)	(D)	(D)	10	55	54	(S)	(S)	(S)
Truck and water	20	6 882	4 654	7	1 487	890	(S)	(S)	(S)	—	—	—
Truck and pipeline ³	—	—	—	—	—	—	—	—	—	—	—	—
Rail and water	—	—	—	(D)	(D)	(D)	(D)	(D)	(D)	—	—	—
Inland water and Great Lakes	—	—	—	—	—	—	(D)	(D)	(D)	(S)	(S)	(S)
Inland water and deep sea	—	—	—	—	—	—	(D)	(D)	(D)	—	—	—
Other Modes												
Other and unknown modes	60	1 846	355	19	569	260	12	456	357	34	1 578	1 589
STCC 19, ORDNANCE OR ACCESSORIES												
Total	1 691	128	25	1 922	114	51	1 397	87	67	4 404	90	99
Single Modes												
Parcel, U.S. Postal Service, or courier	276	7	2	349	8	4	283	5	4	203	4	4
Private truck	423	(S)	(S)	60	3	1	(S)	(S)	(S)	(S)	—	—
For-hire truck	853	28	6	1 335	92	40	813	60	45	4 060	77	85
Air	(D)	(D)	(D)	(S)	—	—	(D)	(D)	(D)	(D)	(D)	(D)
Rail	(S)	(S)	(S)	111	10	5	(S)	(S)	(S)	(S)	(S)	(S)
Inland water	—	—	—	—	—	—	—	—	—	—	—	—
Great Lakes	—	—	—	—	—	—	—	—	—	—	—	—
Deep sea water	—	—	—	—	—	—	—	—	—	—	—	—
Pipeline ³	—	—	—	—	—	—	—	—	—	—	—	—
Multiple Modes												
Private truck and for-hire truck	(D)	(D)	(D)	—	—	—	—	—	—	(D)	(D)	(D)
Truck and air	(D)	(D)	(D)	53	—	—	(D)	(D)	(D)	63	—	—
Truck and rail	—	—	—	—	—	—	—	—	—	—	—	—
Truck and water	—	—	—	—	—	—	—	—	—	—	—	—
Truck and pipeline ³	—	—	—	—	—	—	—	—	—	—	—	—
Rail and water	—	—	—	—	—	—	—	—	—	—	—	—
Inland water and Great Lakes	—	—	—	—	—	—	—	—	—	—	—	—
Inland water and deep sea	—	—	—	—	—	—	—	—	—	—	—	—
Other Modes												
Other and unknown modes	(S)	(S)	(S)	12	1	—	(S)	(S)	(S)	(D)	(D)	(D)
STCC 20, FOOD OR KINDRED PRODUCTS												
Total	153 188	154 630	31 484	94 992	92 791	41 586	58 566	53 239	42 230	34 657	29 943	33 032
Single Modes												
Parcel, U.S. Postal Service, or courier	289	47	10	422	44	19	419	37	27	238	24	25
Private truck	90 851	76 692	14 649	26 376	20 412	8 441	9 115	6 074	4 493	3 800	2 544	2 656
For-hire truck	56 808	64 364	13 490	60 002	50 737	21 963	42 029	28 026	20 918	25 825	15 958	16 782
Air	—	—	—	—	—	—	(S)	—	(S)	(D)	(D)	(D)
Rail	2 645	10 401	2 652	5 798	17 497	9 044	4 759	14 579	12 569	3 430	8 666	10 228
Inland water	(S)	(S)	(S)	(S)	(S)	(S)	405	1 991	2 227	(S)	(S)	(S)
Great Lakes	—	—	—	—	—	—	—	—	—	—	—	—
Deep sea water	—	—	—	—	—	—	(S)	(S)	(S)	—	—	—
Pipeline ³	—	—	—	—	—	—	—	—	—	—	—	—
Multiple Modes												
Private truck and for-hire truck	449	464	92	217	114	50	134	56	40	92	28	30
Truck and air	14	2	1	16	2	1	22	4	4	20	3	4
Truck and rail	(S)	(S)	(S)	112	108	63	541	373	344	275	190	229
Truck and water	135	211	57	(S)	(S)	(S)	(S)	(S)	(S)	(S)	(S)	(S)
Truck and pipeline ³	—	—	—	—	—	—	—	—	—	—	—	—
Rail and water	—	—	—	—	—	—	—	—	—	(D)	(D)	(D)
Inland water and Great Lakes	—	—	—	—	—	—	—	—	—	—	—	—
Inland water and deep sea	26	(S)	(S)	(S)	(S)	(S)	(S)	(S)	(S)	(S)	(S)	(S)
Other Modes												
Other and unknown modes	1 790	2 017	425	1 148	1 158	482	708	639	471	491	483	497

Table 9. Shipment Characteristics by Commodity and Mode of Transportation by Distance Shipped for the United States: 1993—Con.

[For explanation of terms and meaning of abbreviations and symbols, see introductory text. Detail may not add to total because of rounding]

STCC code, description, and mode of transportation	100 to 249 miles ¹			250 to 499 miles ¹			500 to 749 miles ¹			750 to 999 miles ¹		
	Value (million dollars)	Tons (thousands)	Ton-miles ² (millions)	Value (million dollars)	Tons (thousands)	Ton-miles ² (millions)	Value (million dollars)	Tons (thousands)	Ton-miles ² (millions)	Value (million dollars)	Tons (thousands)	Ton-miles ² (millions)
STCC 21, TOBACCO PRODUCTS, EXCLUDING INSECTICIDES												
Total	6 533	741	144	8 617	398	185	5 603	214	165	2 116	69	75
Single Modes												
Parcel, U.S. Postal Service, or courier	76	3	1	40	2	1	42	2	1	36	2	2
Private truck	2 486	281	56	704	41	17	(S)	(S)	(S)	(S)	(S)	(S)
For-hire truck	3 902	453	86	7 568	320	154	(D)	(D)	(D)	1 474	52	53
Air	—	—	—	—	—	—	—	—	—	—	—	—
Rail	—	—	—	(S)	—	—	(S)	(S)	(S)	(D)	(D)	(D)
Inland water	—	—	—	—	—	—	—	—	—	—	—	—
Great Lakes	—	—	—	—	—	—	—	—	—	—	—	—
Deep sea water	—	—	—	—	—	—	—	—	—	—	—	—
Pipeline ³	—	—	—	—	—	—	—	—	—	—	—	—
Multiple Modes												
Private truck and for-hire truck	38	3	1	29	(S)	(S)	(S)	(S)	(S)	(D)	(D)	(D)
Truck and air	—	—	—	(D)	(D)	(D)	—	—	—	(S)	—	—
Truck and rail	(S)	(S)	—	(S)	(S)	(S)	—	—	—	—	—	—
Truck and water	—	—	—	(S)	(S)	(S)	—	—	—	—	—	—
Truck and pipeline ³	—	—	—	—	—	—	—	—	—	—	—	—
Rail and water	—	—	—	—	—	—	—	—	—	—	—	—
Inland water and Great Lakes	—	—	—	—	—	—	—	—	—	—	—	—
Inland water and deep sea	—	—	—	—	—	—	—	—	—	—	—	—
Other Modes												
Other and unknown modes	21	1	—	(D)	(D)	(D)	(D)	(D)	(D)	(S)	(S)	(S)
STCC 22, TEXTILE MILL PRODUCTS												
Total	20 576	5 254	1 120	16 521	4 366	1 997	14 560	3 173	2 363	5 417	1 104	1 136
Single Modes												
Parcel, U.S. Postal Service, or courier	1 096	65	14	1 177	76	35	1 409	68	51	672	40	42
Private truck	6 597	1 728	356	3 059	867	380	1 332	317	233	549	131	135
For-hire truck	12 316	3 352	727	11 679	3 288	1 514	11 301	2 663	1 980	3 919	889	913
Air	(D)	(D)	(D)	—	—	—	(D)	(D)	(D)	(D)	(D)	(D)
Rail	(S)	(S)	(S)	(S)	(S)	(S)	53	(S)	(S)	(D)	(D)	(D)
Inland water	—	—	—	—	—	—	—	—	—	—	—	—
Great Lakes	—	—	—	—	—	—	—	—	—	—	—	—
Deep sea water	—	—	—	—	—	—	—	—	—	—	—	—
Pipeline ³	—	—	—	—	—	—	—	—	—	—	—	—
Multiple Modes												
Private truck and for-hire truck	77	21	5	182	50	23	57	20	15	27	6	7
Truck and air	62	2	1	52	2	2	103	4	3	52	1	2
Truck and rail	(D)	(D)	(D)	(S)	(S)	(S)	(D)	(D)	(D)	(D)	(D)	(D)
Truck and water	(S)	(S)	(S)	(S)	(S)	(S)	—	—	—	(S)	—	—
Truck and pipeline ³	—	—	—	—	—	—	—	—	—	—	—	—
Rail and water	—	—	—	—	—	—	—	—	—	—	—	—
Inland water and Great Lakes	—	—	—	—	—	—	—	—	—	—	—	—
Inland water and deep sea	—	—	—	(S)	(S)	—	—	—	—	(D)	(D)	(D)
Other Modes												
Other and unknown modes	375	70	14	312	53	24	304	62	47	176	30	32
STCC 23, APPAREL OR OTHER FINISHED TEXTILE PRODUCTS												
Total	45 509	2 631	582	56 122	2 973	1 338	39 364	2 355	1 783	20 850	981	1 034
Single Modes												
Parcel, U.S. Postal Service, or courier	6 086	193	41	7 029	226	104	6 902	212	158	5 019	143	150
Private truck	10 013	711	152	4 282	253	111	3 034	215	159	741	42	42
For-hire truck	28 795	1 675	377	42 540	2 398	1 079	27 830	1 809	1 374	14 244	745	785
Air	1	—	—	—	—	—	(S)	—	—	—	—	—
Rail	(S)	—	—	(S)	(S)	(S)	54	13	13	(S)	(S)	(S)
Inland water	—	—	—	(S)	—	—	—	—	—	—	—	—
Great Lakes	—	—	—	—	—	—	—	—	—	—	—	—
Deep sea water	(S)	—	—	—	—	—	—	—	—	—	—	—
Pipeline ³	—	—	—	—	—	—	—	—	—	—	—	—

Table 9. Shipment Characteristics by Commodity and Mode of Transportation by Distance Shipped for the United States: 1993—Con.

[For explanation of terms and meaning of abbreviations and symbols, see introductory text. Detail may not add to total because of rounding]

STCC code, description, and mode of transportation	100 to 249 miles ¹			250 to 499 miles ¹			500 to 749 miles ¹			750 to 999 miles ¹		
	Value (million dollars)	Tons (thousands)	Ton-miles ² (millions)	Value (million dollars)	Tons (thousands)	Ton-miles ² (millions)	Value (million dollars)	Tons (thousands)	Ton-miles ² (millions)	Value (million dollars)	Tons (thousands)	Ton-miles ² (millions)
STCC 23, APPAREL OR OTHER FINISHED TEXTILE PRODUCTS—Con.												
Multiple Modes												
Private truck and for-hire truck	(D)	(D)	(D)	162	(S)	(S)	223	9	6	98	5	5
Truck and air	113	4	1	(S)	11	7	203	9	8	180	5	7
Truck and rail	—	—	—	(S)	—	—	(S)	(S)	(S)	—	—	—
Truck and water	(D)	(D)	(D)	(S)	—	—	—	—	—	(S)	(S)	(S)
Truck and pipeline ³	—	—	—	—	—	—	—	—	—	—	—	—
Rail and water	—	—	—	—	—	—	—	—	—	—	—	—
Inland water and Great Lakes	—	—	—	—	—	—	—	—	—	—	—	—
Inland water and deep sea	(D)	(D)	(D)	—	—	—	—	—	—	—	—	—
Other Modes												
Other and unknown modes	393	36	8	1 521	74	33	1 103	86	63	439	27	29
STCC 24, LUMBER OR WOOD PRODUCTS, EXCLUDING FURNITURE												
Total	22 371	73 651	15 294	12 764	28 956	13 300	7 454	13 171	10 389	5 679	7 983	9 175
Single Modes												
Parcel, U.S. Postal Service, or courier	391	39	8	350	29	13	305	22	16	131	12	12
Private truck	9 272	22 151	4 235	2 895	5 541	2 360	1 074	1 929	1 411	557	678	707
For-hire truck	10 897	37 217	7 456	8 056	17 054	7 509	4 316	6 363	4 743	3 090	3 398	3 680
Air	—	—	—	(D)	(D)	(D)	(D)	(D)	(D)	—	—	—
Rail	729	6 437	1 617	1 128	4 760	2 729	1 385	3 889	3 516	1 605	3 416	4 287
Inland water	(S)	(S)	(S)	(S)	(S)	(S)	(S)	(S)	(S)	—	(S)	(S)
Great Lakes	—	—	—	—	—	—	—	—	—	—	—	—
Deep sea water	—	—	—	—	—	—	—	—	—	—	—	—
Pipeline ³	—	—	—	—	—	—	—	—	—	—	—	—
Multiple Modes												
Private truck and for-hire truck	64	127	26	18	22	10	(S)	3	2	4	(S)	(S)
Truck and air	4	—	—	(D)	(D)	(D)	7	1	1	5	1	1
Truck and rail	40	245	63	99	315	212	81	168	173	63	127	160
Truck and water	14	21	(S)	17	17	12	13	26	22	14	(S)	29
Truck and pipeline ³	—	—	—	—	—	—	—	—	—	—	—	—
Rail and water	—	—	—	(D)	(D)	(D)	—	—	—	—	—	—
Inland water and Great Lakes	—	—	—	—	—	—	—	—	—	—	—	—
Inland water and deep sea	(S)	(S)	(S)	(D)	(D)	(D)	(D)	(D)	(D)	(S)	(S)	(S)
Other Modes												
Other and unknown modes	937	6 898	1 742	176	555	236	206	378	207	139	216	145
STCC 25, FURNITURE OR FIXTURES												
Total	11 179	2 767	584	11 564	3 019	1 386	9 754	2 383	1 773	4 911	1 349	1 414
Single Modes												
Parcel, U.S. Postal Service, or courier	309	34	7	430	59	27	429	57	41	269	42	46
Private truck	4 492	1 172	238	2 595	704	318	1 755	461	338	855	229	239
For-hire truck	6 092	1 500	324	8 291	2 155	993	7 284	1 790	1 331	3 592	1 031	1 076
Air	(D)	(D)	(D)	(D)	(D)	(D)	(D)	(D)	(D)	—	—	—
Rail	(D)	(D)	(D)	38	19	(S)	61	20	17	31	12	15
Inland water	(D)	(D)	(D)	—	—	—	—	—	—	—	—	—
Great Lakes	—	—	—	—	—	—	—	—	—	—	—	—
Deep sea water	—	—	—	—	—	—	—	—	—	—	—	—
Pipeline ³	—	—	—	—	—	—	—	—	—	—	—	—
Multiple Modes												
Private truck and for-hire truck	(S)	(S)	(S)	22	5	3	(D)	(D)	(D)	47	8	9
Truck and air	7	—	—	(D)	(D)	(D)	28	(S)	(S)	17	2	2
Truck and rail	(S)	(S)	—	18	(S)	(S)	(D)	(D)	(D)	9	3	4
Truck and water	(S)	—	—	(D)	(D)	(D)	—	—	—	—	—	—
Truck and pipeline ³	—	—	—	—	—	—	—	—	—	—	—	—
Rail and water	—	—	—	—	—	—	—	—	—	—	—	—
Inland water and Great Lakes	—	—	—	—	—	—	—	—	—	—	—	—
Inland water and deep sea	(D)	(D)	(D)	—	—	—	(D)	(D)	(D)	—	—	—
Other Modes												
Other and unknown modes	118	27	6	164	71	32	147	40	32	92	21	22

Table 9. Shipment Characteristics by Commodity and Mode of Transportation by Distance Shipped for the United States: 1993—Con.

[For explanation of terms and meaning of abbreviations and symbols, see introductory text. Detail may not add to total because of rounding]

STCC code, description, and mode of transportation	100 to 249 miles ¹			250 to 499 miles ¹			500 to 749 miles ¹			750 to 999 miles ¹		
	Value (million dollars)	Tons (thousands)	Ton-miles ² (millions)	Value (million dollars)	Tons (thousands)	Ton-miles ² (millions)	Value (million dollars)	Tons (thousands)	Ton-miles ² (millions)	Value (million dollars)	Tons (thousands)	Ton-miles ² (millions)
STCC 26, PULP, PAPER, OR ALLIED PRODUCTS												
Total	30 777	35 552	7 824	31 201	36 479	17 525	21 248	25 264	20 450	13 921	16 854	18 818
Single Modes												
Parcel, U.S. Postal Service, or courier	1 317	170	35	1 269	141	61	795	89	67	562	52	54
Private truck	6 400	6 994	1 327	2 922	3 317	1 422	1 162	979	739	668	559	596
For-hire truck	20 230	21 631	4 630	21 627	22 001	9 701	14 260	14 019	10 598	8 493	7 766	8 097
Air	1	—	—	(D)	(D)	(D)	—	—	—	—	—	—
Rail	2 188	5 821	1 614	4 741	10 202	5 747	4 409	9 403	8 374	3 722	7 916	9 437
Inland water	(S)	(S)	(S)	—	—	—	(S)	(S)	(S)	(S)	(S)	(S)
Great Lakes	—	—	—	—	—	—	—	—	—	—	—	—
Deep sea water	—	—	—	—	—	—	—	—	—	—	—	—
Pipeline ³	—	—	—	—	—	—	—	—	—	—	—	—
Multiple Modes												
Private truck and for-hire truck	(S)	(S)	(S)	(S)	(S)	(S)	(S)	(S)	(S)	(S)	(S)	(S)
Truck and air	19	3	1	60	5	3	(S)	(S)	(S)	34	5	6
Truck and rail	84	204	59	75	160	91	74	126	110	147	174	208
Truck and water	13	26	(S)	(S)	30	22	42	61	73	34	58	74
Truck and pipeline ³	—	—	—	—	—	—	—	—	—	—	—	—
Rail and water	—	—	—	(D)	(D)	(D)	(S)	(S)	(S)	—	—	—
Inland water and Great Lakes	—	—	—	—	—	—	—	—	—	—	—	—
Inland water and deep sea	(S)	(S)	(S)	(S)	(S)	(S)	(S)	(S)	(S)	(S)	(S)	(S)
Other Modes												
Other and unknown modes	380	491	98	401	484	215	303	380	285	248	315	333
STCC 27, PRINTED MATTER												
Total	(S)	(S)	(S)	(S)	(S)	(S)	(S)	(S)	(S)	(S)	(S)	(S)
Single Modes												
Parcel, U.S. Postal Service, or courier	(S)	(S)	(S)	(S)	(S)	(S)	(S)	(S)	(S)	(S)	(S)	(S)
Private truck	(S)	(S)	(S)	(S)	(S)	(S)	(S)	(S)	(S)	(S)	(S)	(S)
For-hire truck	(S)	(S)	(S)	(S)	(S)	(S)	(S)	(S)	(S)	(S)	(S)	(S)
Air	(S)	—	—	(S)	—	—	(S)	—	—	(S)	—	—
Rail	(S)	(S)	(S)	(S)	(S)	(S)	(S)	(S)	(S)	(S)	(S)	(S)
Inland water	—	—	—	—	—	—	—	—	—	—	—	—
Great Lakes	—	—	—	—	—	—	—	—	—	—	—	—
Deep sea water	—	—	—	—	—	—	—	—	—	—	—	—
Pipeline ³	—	—	—	—	—	—	—	—	—	—	—	—
Multiple Modes												
Private truck and for-hire truck	(S)	(S)	(S)	(S)	(S)	—	(S)	—	—	—	—	—
Truck and air	(S)	(S)	(S)	(S)	(S)	(S)	(S)	(S)	(S)	(S)	(S)	(S)
Truck and rail	—	—	—	(S)	(S)	(S)	(S)	(S)	(S)	(S)	(S)	(S)
Truck and water	(S)	(S)	(S)	(S)	(S)	(S)	(S)	(S)	(S)	(S)	—	(S)
Truck and pipeline ³	—	—	—	—	—	—	—	—	—	—	—	—
Rail and water	—	—	—	—	—	—	—	—	—	—	—	—
Inland water and Great Lakes	—	—	—	—	—	—	—	—	—	—	—	—
Inland water and deep sea	—	—	—	—	—	—	—	—	—	—	—	—
Other Modes												
Other and unknown modes	(S)	(S)	(S)	(S)	(S)	(S)	(S)	(S)	(S)	(S)	(S)	(S)
STCC 28, CHEMICALS OR ALLIED PRODUCTS												
Total	91 986	84 298	18 357	87 716	63 435	31 508	61 118	66 800	58 845	36 465	32 101	37 449
Single Modes												
Parcel, U.S. Postal Service, or courier	8 130	241	51	8 682	190	85	3 890	100	75	2 691	68	71
Private truck	23 212	25 035	4 780	9 199	6 774	2 924	3 914	2 561	1 850	1 675	866	902
For-hire truck	48 716	31 393	6 461	55 165	26 320	11 484	36 925	14 801	11 016	19 711	7 820	8 003
Air	(S)	—	—	(D)	(D)	(D)	39	—	—	(S)	—	—
Rail	5 963	17 534	4 804	6 982	19 488	10 588	11 139	35 558	32 937	9 072	17 377	20 516
Inland water	414	2 963	780	1 066	4 142	2 813	864	5 388	6 315	1 516	3 250	4 824
Great Lakes	—	—	—	—	—	—	—	—	—	—	—	—
Deep sea water	—	—	—	—	—	—	—	—	—	—	—	—
Pipeline ³	(S)	(S)	(S)	—	—	—	—	—	—	—	—	—

Table 9. Shipment Characteristics by Commodity and Mode of Transportation by Distance Shipped for the United States: 1993—Con.

[For explanation of terms and meaning of abbreviations and symbols, see introductory text. Detail may not add to total because of rounding]

STCC code, description, and mode of transportation	100 to 249 miles ¹			250 to 499 miles ¹			500 to 749 miles ¹			750 to 999 miles ¹		
	Value (million dollars)	Tons (thousands)	Ton-miles ² (millions)	Value (million dollars)	Tons (thousands)	Ton-miles ² (millions)	Value (million dollars)	Tons (thousands)	Ton-miles ² (millions)	Value (million dollars)	Tons (thousands)	Ton-miles ² (millions)
STCC 28, CHEMICALS OR ALLIED PRODUCTS—Con.												
Multiple Modes												
Private truck and for-hire truck	472	(S)	(S)	(S)	(S)	(S)	383	(S)	(S)	70	41	39
Truck and air	1 255	(S)	(S)	2 436	39	26	2 169	50	44	639	14	17
Truck and rail	(S)	50	16	375	318	201	466	326	306	325	218	258
Truck and water	349	(S)	(S)	105	(S)	(S)	(S)	(S)	(S)	(S)	(S)	(S)
Truck and pipeline ³	—	—	—	—	—	—	—	—	—	—	—	—
Rail and water	—	—	—	—	—	—	(S)	(S)	(S)	—	—	—
Inland water and Great Lakes	—	—	—	(D)	(D)	(D)	—	—	—	(S)	(S)	(S)
Inland water and deep sea	13	33	9	(D)	(D)	(D)	(S)	(S)	(S)	(S)	(S)	(S)
Other Modes												
Other and unknown modes	2 717	2 013	385	2 898	(S)	(S)	676	(S)	(S)	550	1 564	1 499
STCC 29, PETROLEUM OR COAL PRODUCTS												
Total	32 311	181 831	40 942	24 491	129 137	61 073	5 623	26 441	23 498	3 368	13 968	18 413
Single Modes												
Parcel, U.S. Postal Service, or courier	65	18	4	46	8	4	25	4	3	19	3	3
Private truck	7 551	29 481	5 324	1 578	4 027	1 844	285	717	502	120	201	208
For-hire truck	6 948	33 537	6 164	4 023	9 707	4 137	1 347	2 426	1 761	864	1 769	1 826
Air	—	—	—	(D)	(D)	(D)	—	—	—	(D)	(D)	(D)
Rail	2 454	24 902	7 947	3 422	28 109	14 137	1 449	7 163	6 025	1 164	4 400	5 255
Inland water	3 970	29 540	7 228	1 406	7 095	3 781	(S)	3 339	3 944	(S)	1 133	1 749
Great Lakes	(S)	(S)	(S)	(S)	(S)	(S)	—	—	—	—	—	—
Deep sea water	—	—	—	—	—	—	—	—	—	—	—	—
Pipeline ³	(S)	(S)	(S)	(S)	(S)	(S)	(S)	(S)	(S)	(D)	(D)	(D)
Multiple Modes												
Private truck and for-hire truck	269	1 529	264	(S)	(S)	(S)	(S)	(S)	(S)	(D)	(D)	(D)
Truck and air	(D)	(D)	(D)	(D)	(D)	(D)	1	—	—	(S)	—	—
Truck and rail	(D)	(D)	(D)	(S)	(S)	(S)	(S)	(S)	(S)	(D)	(D)	(D)
Truck and water	(S)	560	(S)	(S)	(S)	(S)	(S)	(S)	(S)	(S)	(S)	(S)
Truck and pipeline ³	(D)	(D)	(D)	—	—	—	(S)	(S)	(S)	(S)	(S)	(S)
Rail and water	(S)	(S)	(S)	88	2 007	(S)	110	2 922	2 899	—	—	—
Inland water and Great Lakes	—	—	—	(S)	(S)	(S)	—	—	—	(S)	(S)	(S)
Inland water and deep sea	2 042	13 643	3 584	4 124	18 669	9 224	1 304	7 502	6 136	817	5 409	7 632
Other Modes												
Other and unknown modes	(S)	(S)	(S)	1 854	10 629	4 632	(S)	(S)	(S)	20	(S)	(S)
STCC 30, RUBBER OR MISCELLANEOUS PLASTICS PRODUCTS												
Total	28 412	8 907	1 876	32 350	9 560	4 279	21 595	6 412	4 814	13 084	3 519	3 671
Single Modes												
Parcel, U.S. Postal Service, or courier	2 011	144	30	2 277	160	72	1 544	108	82	1 212	75	80
Private truck	6 488	2 452	488	3 976	1 281	557	2 011	638	459	1 097	302	305
For-hire truck	19 432	6 163	1 326	24 901	7 804	3 480	16 652	5 230	3 904	9 640	2 848	2 940
Air	2	(S)	—	(S)	—	—	2	—	—	1	—	—
Rail	52	19	(S)	583	167	90	560	206	178	588	165	201
Inland water	—	—	—	—	—	—	—	—	—	—	—	—
Great Lakes	—	—	—	—	—	—	—	—	—	—	—	—
Deep sea water	1	—	—	—	—	—	—	—	—	—	—	—
Pipeline ³	—	—	—	—	—	—	—	—	—	—	—	—
Multiple Modes												
Private truck and for-hire truck	30	8	2	39	(S)	(S)	(S)	(S)	(S)	4	2	2
Truck and air	37	3	1	178	6	4	126	12	10	106	6	6
Truck and rail	(S)	(S)	—	60	21	12	(S)	(S)	(S)	(S)	(S)	(S)
Truck and water	7	(S)	—	(S)	(S)	(S)	(S)	(S)	(S)	(S)	(S)	(S)
Truck and pipeline ³	—	—	—	—	—	—	—	—	—	—	—	—
Rail and water	—	—	—	—	—	—	—	—	—	—	—	—
Inland water and Great Lakes	—	—	—	—	—	—	—	—	—	—	—	—
Inland water and deep sea	13	3	1	—	—	—	—	—	—	—	—	(S)
Other Modes												
Other and unknown modes	333	112	23	316	98	44	354	98	73	292	74	76

Table 9. Shipment Characteristics by Commodity and Mode of Transportation by Distance Shipped for the United States: 1993—Con.

[For explanation of terms and meaning of abbreviations and symbols, see introductory text. Detail may not add to total because of rounding]

STCC code, description, and mode of transportation	100 to 249 miles ¹			250 to 499 miles ¹			500 to 749 miles ¹			750 to 999 miles ¹		
	Value (million dollars)	Tons (thousands)	Ton-miles ² (millions)	Value (million dollars)	Tons (thousands)	Ton-miles ² (millions)	Value (million dollars)	Tons (thousands)	Ton-miles ² (millions)	Value (million dollars)	Tons (thousands)	Ton-miles ² (millions)
STCC 31, LEATHER OR LEATHER PRODUCTS												
Total	5 599	301	61	7 484	406	185	7 730	372	292	6 084	270	288
Single Modes												
Parcel, U.S. Postal Service, or courier	871	30	7	1 019	38	17	850	28	22	712	26	28
Private truck	1 179	122	24	1 605	101	42	1 795	124	106	489	26	29
For-hire truck	3 457	146	30	4 582	245	116	4 910	213	159	4 367	192	197
Air	—	—	—	—	—	—	—	—	—	—	—	—
Rail	—	—	—	(D)	(D)	(D)	—	—	—	(S)	(S)	(S)
Inland water	—	—	—	—	—	—	—	—	—	—	—	—
Great Lakes	—	—	—	—	—	—	—	—	—	—	—	—
Deep sea water	—	—	—	—	—	—	—	—	—	—	—	—
Pipeline ³	—	—	—	—	—	—	—	—	—	—	—	—
Multiple Modes												
Private truck and for-hire truck	(D)	(D)	(D)	—	—	—	—	—	—	—	—	—
Truck and air	(D)	(D)	(D)	27	(S)	(S)	91	2	2	9	—	—
Truck and rail	—	—	—	—	—	—	—	—	—	—	—	—
Truck and water	(D)	(D)	(D)	(D)	(D)	(D)	(S)	—	—	—	—	—
Truck and pipeline ³	—	—	—	—	—	—	—	—	—	—	—	—
Rail and water	—	—	—	—	—	—	—	—	—	—	—	—
Inland water and Great Lakes	—	—	—	—	—	—	—	—	—	—	—	—
Inland water and deep sea	—	—	—	—	—	—	—	—	—	(S)	—	(S)
Other Modes												
Other and unknown modes	(S)	(S)	1	(S)	(S)	(S)	(S)	4	3	374	12	13
STCC 32, CLAY, CONCRETE, GLASS, OR STONE PRODUCTS												
Total	14 172	75 869	16 404	11 689	33 399	15 854	6 596	14 408	11 953	3 482	6 366	7 129
Single Modes												
Parcel, U.S. Postal Service, or courier	650	42	9	891	62	27	614	40	31	483	34	35
Private truck	3 285	18 609	3 368	1 341	3 039	1 273	567	933	694	209	320	330
For-hire truck	9 049	38 067	7 562	8 515	18 187	7 811	4 766	6 420	4 730	2 406	3 067	3 193
Air	(S)	—	—	(S)	—	—	(D)	(D)	(D)	—	—	—
Rail	548	10 407	2 705	531	7 038	3 649	389	3 479	3 144	242	2 288	2 871
Inland water	86	(S)	(S)	7	2 369	1 577	48	3 078	3 007	—	—	—
Great Lakes	(S)	(S)	(S)	(S)	(S)	(S)	—	—	—	—	—	—
Deep sea water	—	—	—	—	—	—	—	—	—	—	—	—
Pipeline ³	—	—	—	—	—	—	—	—	—	—	—	—
Multiple Modes												
Private truck and for-hire truck	(S)	(S)	(S)	(S)	(S)	(S)	(D)	(D)	(D)	(S)	(S)	(S)
Truck and air	55	(S)	(S)	56	4	2	(S)	2	2	20	2	3
Truck and rail	39	770	279	33	352	184	10	46	46	6	(S)	(S)
Truck and water	(S)	(S)	(S)	(S)	(S)	(S)	4	(S)	(S)	(S)	(S)	(S)
Truck and pipeline ³	—	—	—	—	—	—	—	—	—	—	—	—
Rail and water	—	—	—	—	—	—	—	—	—	—	—	—
Inland water and Great Lakes	—	—	—	—	—	—	—	—	—	—	—	—
Inland water and deep sea	(S)	(S)	(S)	(S)	(S)	(S)	—	—	—	(S)	(S)	(S)
Other Modes												
Other and unknown modes	287	965	191	250	698	333	112	406	292	106	628	649
STCC 33, PRIMARY METAL PRODUCTS												
Total	44 200	54 071	11 615	46 704	51 199	23 913	23 149	22 003	16 926	12 963	10 976	12 104
Single Modes												
Parcel, U.S. Postal Service, or courier	1 115	77	16	1 012	60	27	629	35	26	428	22	23
Private truck	9 485	11 548	2 266	4 946	5 345	2 281	2 254	1 856	1 351	944	676	695
For-hire truck	30 406	36 475	7 706	33 224	32 027	13 920	16 869	13 409	9 791	8 690	5 607	5 674
Air	(S)	—	—	1	—	—	3	—	—	(S)	—	—
Rail	2 187	4 441	1 190	4 454	10 220	5 119	2 351	5 407	4 526	2 299	3 857	4 479
Inland water	(S)	(S)	(S)	363	1 361	982	299	549	624	(S)	(S)	(S)
Great Lakes	—	—	—	—	—	—	—	—	—	—	—	—
Deep sea water	—	—	—	—	—	—	—	—	—	—	—	—
Pipeline ³	—	—	—	—	—	—	—	—	—	—	—	—

Table 9. Shipment Characteristics by Commodity and Mode of Transportation by Distance Shipped for the United States: 1993—Con.

[For explanation of terms and meaning of abbreviations and symbols, see introductory text. Detail may not add to total because of rounding]

STCC code, description, and mode of transportation	100 to 249 miles ¹			250 to 499 miles ¹			500 to 749 miles ¹			750 to 999 miles ¹		
	Value (million dollars)	Tons (thousands)	Ton-miles ² (millions)	Value (million dollars)	Tons (thousands)	Ton-miles ² (millions)	Value (million dollars)	Tons (thousands)	Ton-miles ² (millions)	Value (million dollars)	Tons (thousands)	Ton-miles ² (millions)
STCC 33, PRIMARY METAL PRODUCTS—Con.												
Multiple Modes												
Private truck and for-hire truck	71	84	15	46	36	17	(S)	(S)	(S)	(S)	(S)	(S)
Truck and air	85	(S)	(S)	145	8	6	193	7	6	91	5	6
Truck and rail	(S)	77	22	(S)	(S)	(S)	60	(S)	(S)	54	74	92
Truck and water	18	(S)	(S)	124	298	202	20	(S)	(S)	98	215	371
Truck and pipeline ³	—	—	—	—	—	—	—	—	—	—	—	—
Rail and water	—	—	—	—	—	—	—	—	—	(D)	(D)	(D)
Inland water and Great Lakes	—	—	—	(S)	(S)	(S)	(S)	(S)	(S)	(S)	(S)	(S)
Inland water and deep sea	(S)	(S)	—	(S)	—	—	—	—	—	(D)	(D)	(D)
Other Modes												
Other and unknown modes	598	854	188	540	516	235	430	(S)	(S)	191	70	72
STCC 34, FABRICATED METAL PRODUCTS												
Total	38 891	16 546	3 502	39 811	14 282	6 445	25 435	7 717	5 854	14 512	3 750	3 892
Single Modes												
Parcel, U.S. Postal Service, or courier	4 744	245	52	4 804	238	105	3 261	154	116	2 441	110	114
Private truck	10 009	4 990	994	5 512	2 424	1 035	2 576	925	672	1 207	385	397
For-hire truck	22 477	10 191	2 163	26 960	10 430	4 660	17 786	5 778	4 280	9 448	2 721	2 797
Air	(D)	(D)	(D)	10	—	—	(S)	—	—	10	—	—
Rail	422	621	167	1 100	724	422	557	484	414	(S)	(S)	(S)
Inland water	—	—	—	(S)	(S)	(S)	(S)	(S)	(S)	(S)	(S)	(S)
Great Lakes	—	—	—	—	—	—	—	—	—	—	—	—
Deep sea water	(D)	(D)	(D)	—	—	—	—	—	—	—	—	—
Pipeline ³	—	—	—	—	—	—	—	—	—	—	—	—
Multiple Modes												
Private truck and for-hire truck	98	(S)	(S)	36	11	5	33	6	5	22	3	3
Truck and air	128	6	2	233	10	6	359	12	11	281	10	11
Truck and rail	(S)	(S)	(S)	(S)	(S)	(S)	125	59	53	63	25	29
Truck and water	17	4	1	(D)	(D)	(D)	9	(S)	(S)	(S)	(S)	(S)
Truck and pipeline ³	—	—	—	—	—	—	—	—	—	—	—	—
Rail and water	—	—	—	—	—	—	—	—	—	—	—	—
Inland water and Great Lakes	—	—	—	—	—	—	—	—	—	—	—	—
Inland water and deep sea	(S)	1	—	(D)	(D)	(D)	—	—	—	(S)	—	—
Other Modes												
Other and unknown modes	982	402	108	975	351	167	661	226	178	375	69	66
STCC 35, MACHINERY, EXCLUDING ELECTRICAL												
Total	57 477	5 330	1 147	65 557	5 729	2 623	57 321	4 365	3 388	39 232	2 604	2 727
Single Modes												
Parcel, U.S. Postal Service, or courier	13 279	347	73	14 116	293	126	11 186	184	139	7 702	121	128
Private truck	7 901	1 314	262	5 039	724	323	2 978	424	317	1 634	243	250
For-hire truck	33 027	3 325	711	41 197	4 372	2 000	37 957	3 507	2 703	22 577	1 946	2 014
Air	92	1	—	43	1	—	103	2	1	57	1	1
Rail	(S)	(S)	(S)	(S)	33	19	771	111	106	(S)	139	161
Inland water	—	—	—	(S)	(S)	—	—	—	—	(S)	(S)	(S)
Great Lakes	—	—	—	—	—	—	—	—	—	—	—	—
Deep sea water	—	—	—	—	—	—	—	—	—	(S)	—	—
Pipeline ³	—	—	—	—	—	—	—	—	—	—	—	—
Multiple Modes												
Private truck and for-hire truck	9	(S)	(S)	(S)	(S)	(S)	(S)	(S)	(S)	(S)	(S)	(S)
Truck and air	1 247	(S)	(S)	2 851	90	54	3 192	46	42	2 752	39	47
Truck and rail	(S)	(S)	(S)	58	(S)	(S)	(S)	(S)	(S)	(S)	(S)	(S)
Truck and water	31	5	2	(S)	(S)	(S)	31	(S)	(S)	(S)	(S)	(S)
Truck and pipeline ³	—	—	—	—	—	—	—	—	—	—	—	—
Rail and water	—	—	—	—	—	—	—	—	—	—	—	—
Inland water and Great Lakes	—	—	—	—	—	—	—	—	—	—	—	—
Inland water and deep sea	(S)	(S)	—	—	—	—	(S)	—	—	(S)	—	—
Other Modes												
Other and unknown modes	1 706	136	29	1 780	172	74	1 016	77	58	1 733	94	99

Table 9. Shipment Characteristics by Commodity and Mode of Transportation by Distance Shipped for the United States: 1993—Con.

[For explanation of terms and meaning of abbreviations and symbols, see introductory text. Detail may not add to total because of rounding]

STCC code, description, and mode of transportation	100 to 249 miles ¹			250 to 499 miles ¹			500 to 749 miles ¹			750 to 999 miles ¹		
	Value (million dollars)	Tons (thousands)	Ton-miles ² (millions)	Value (million dollars)	Tons (thousands)	Ton-miles ² (millions)	Value (million dollars)	Tons (thousands)	Ton-miles ² (millions)	Value (million dollars)	Tons (thousands)	Ton-miles ² (millions)
STCC 36, ELECTRICAL MACHINERY, EQUIPMENT, OR SUPPLIES												
Total	46 039	4 080	866	61 642	5 607	2 528	47 286	4 061	3 064	32 667	2 363	2 488
Single Modes												
Parcel, U.S. Postal Service, or courier	11 701	217	45	13 170	216	95	10 887	161	122	8 014	116	121
Private truck	5 709	1 086	219	3 673	645	284	2 367	451	342	984	129	134
For-hire truck	24 982	2 645	565	36 693	4 445	1 994	27 599	3 066	2 276	18 268	1 887	1 962
Air	26	—	—	(D)	(D)	(D)	(S)	(S)	(S)	66	1	1
Rail	(S)	(S)	(S)	440	131	67	1 014	218	186	380	89	105
Inland water	—	—	—	—	—	—	—	—	—	—	—	—
Great Lakes	—	—	—	—	—	—	—	—	—	—	—	—
Deep sea water	—	—	—	—	—	—	—	—	—	—	—	—
Pipeline ³	—	—	—	—	—	—	—	—	—	—	—	—
Multiple Modes												
Private truck and for-hire truck	(S)	2	—	(S)	(S)	(S)	23	6	5	(S)	3	3
Truck and air	2 510	21	7	4 607	65	40	3 501	32	30	3 587	26	32
Truck and rail	(S)	(S)	9	33	(S)	(S)	194	40	37	70	22	27
Truck and water	42	(S)	(S)	(S)	(S)	(S)	(S)	(S)	(S)	(S)	(S)	(S)
Truck and pipeline ³	—	—	—	—	—	—	—	—	—	—	—	—
Rail and water	—	—	—	—	—	—	—	—	—	—	—	—
Inland water and Great Lakes	—	—	—	—	—	—	—	—	—	—	—	—
Inland water and deep sea	(S)	(S)	(S)	(D)	(D)	(D)	—	—	—	(S)	—	—
Other Modes												
Other and unknown modes	771	40	9	2 940	96	41	1 461	84	65	1 239	84	91
STCC 37, TRANSPORTATION EQUIPMENT												
Total	100 765	15 187	3 390	114 328	16 318	7 796	67 144	9 245	7 208	58 149	6 017	6 709
Single Modes												
Parcel, U.S. Postal Service, or courier	5 768	247	52	5 191	200	89	3 632	116	86	4 881	104	110
Private truck	21 640	2 728	561	13 691	1 739	757	6 248	886	642	2 311	324	341
For-hire truck	62 961	9 805	2 173	67 287	9 747	4 368	32 462	4 907	3 632	24 646	2 393	2 480
Air	33	(S)	—	206	(S)	(S)	239	2	2	(S)	1	1
Rail	3 403	1 187	328	7 665	2 161	1 211	6 201	1 370	1 115	6 788	1 566	1 790
Inland water	(D)	(D)	(D)	(D)	(D)	(D)	(S)	181	213	(S)	—	—
Great Lakes	—	—	—	—	—	—	—	—	—	—	—	—
Deep sea water	—	—	—	—	—	—	—	—	—	—	—	—
Pipeline ³	—	—	—	—	—	—	—	—	—	—	—	—
Multiple Modes												
Private truck and for-hire truck	(D)	(D)	(D)	222	61	29	175	40	29	62	(S)	(S)
Truck and air	1 265	44	14	2 369	48	32	3 397	44	40	(S)	26	30
Truck and rail	1 135	139	45	10 246	1 306	810	12 503	1 413	1 237	12 067	1 382	1 725
Truck and water	(D)	(D)	(D)	(S)	(S)	(S)	(S)	(S)	(S)	1	—	(S)
Truck and pipeline ³	—	—	—	—	—	—	—	—	—	—	—	—
Rail and water	—	—	—	—	—	—	—	—	—	—	—	—
Inland water and Great Lakes	—	—	—	—	—	—	—	—	—	—	—	—
Inland water and deep sea	189	(S)	(S)	(D)	(D)	(D)	51	(S)	(S)	—	—	—
Other Modes												
Other and unknown modes	4 173	947	194	7 311	929	400	1 820	280	205	1 465	212	224
STCC 38, INSTRUMENTS, PHOTOGRAPHIC GOODS, OPTICAL GOODS, WATCHES, OR CLOCKS												
Total	31 362	1 489	319	26 426	1 052	473	21 887	1 056	798	14 402	619	662
Single Modes												
Parcel, U.S. Postal Service, or courier	8 898	148	31	8 713	124	54	6 510	84	63	5 631	67	70
Private truck	2 127	190	36	672	35	17	521	26	19	214	15	15
For-hire truck	19 066	1 130	247	14 488	807	359	12 401	909	687	5 993	450	473
Air	(S)	—	—	(S)	—	—	(D)	(D)	(D)	25	—	—
Rail	(D)	(D)	(D)	(S)	(S)	(S)	(S)	8	6	(S)	(S)	(S)
Inland water	—	—	—	—	—	—	—	—	—	—	—	—
Great Lakes	—	—	—	—	—	—	—	—	—	—	—	—
Deep sea water	—	—	—	—	—	—	—	—	—	—	—	—
Pipeline ³	—	—	—	—	—	—	—	—	—	—	—	—

Table 9. Shipment Characteristics by Commodity and Mode of Transportation by Distance Shipped for the United States: 1993—Con.

[For explanation of terms and meaning of abbreviations and symbols, see introductory text. Detail may not add to total because of rounding]

STCC code, description, and mode of transportation	100 to 249 miles ¹			250 to 499 miles ¹			500 to 749 miles ¹			750 to 999 miles ¹		
	Value (million dollars)	Tons (thousands)	Ton-miles ² (millions)	Value (million dollars)	Tons (thousands)	Ton-miles ² (millions)	Value (million dollars)	Tons (thousands)	Ton-miles ² (millions)	Value (million dollars)	Tons (thousands)	Ton-miles ² (millions)
STCC 38, INSTRUMENTS, PHOTOGRAPHIC GOODS, OPTICAL GOODS, WATCHES, OR CLOCKS—Con.												
Multiple Modes												
Private truck and for-hire truck	(D)	(D)	(D)	(S)	—	—	(D)	(D)	(D)	—	—	—
Truck and air	872	8	3	1 438	11	7	1 782	14	12	1 338	(S)	(S)
Truck and rail	(D)	(D)	(D)	—	—	—	—	—	—	(S)	(S)	(S)
Truck and water	—	—	—	(S)	—	—	—	—	—	—	—	—
Truck and pipeline ³	—	—	—	—	—	—	—	—	—	—	—	—
Rail and water	—	—	—	—	—	—	—	—	—	—	—	—
Inland water and Great Lakes	—	—	—	—	—	—	—	—	—	—	—	—
Inland water and deep sea	—	—	—	—	—	—	—	—	—	—	—	—
Other Modes												
Other and unknown modes	372	12	2	636	37	16	544	15	11	(S)	(S)	(S)
STCC 39, MISCELLANEOUS PRODUCTS OF MANUFACTURING												
Total	50 952	4 831	1 067	28 087	3 297	1 430	17 169	1 934	1 467	19 141	1 570	1 645
Single Modes												
Parcel, U.S. Postal Service, or courier	7 818	199	42	7 017	204	93	6 052	189	142	5 534	155	164
Private truck	(S)	1 890	(S)	2 049	497	201	1 000	235	176	730	110	114
For-hire truck	15 033	2 417	546	16 549	2 400	1 049	8 835	1 421	1 072	11 190	1 200	1 253
Air	(S)	—	—	2	—	—	(S)	(S)	(S)	3	—	—
Rail	(S)	(S)	(S)	(D)	(D)	(D)	51	(S)	(S)	(S)	17	19
Inland water	—	—	—	(D)	(D)	(D)	—	—	—	—	—	—
Great Lakes	—	—	—	—	—	—	—	—	—	—	—	—
Deep sea water	—	—	—	—	—	—	—	—	—	—	—	—
Pipeline ³	—	—	—	—	—	—	—	—	—	—	—	—
Multiple Modes												
Private truck and for-hire truck	(S)	(S)	(S)	(S)	(S)	(S)	(S)	(S)	(S)	(S)	(S)	(S)
Truck and air	228	(S)	(S)	352	4	3	621	(S)	(S)	345	(S)	(S)
Truck and rail	—	—	—	(S)	(S)	(S)	(S)	(S)	(S)	(S)	(S)	(S)
Truck and water	2	—	—	(S)	—	—	—	—	(S)	—	—	—
Truck and pipeline ³	—	—	—	—	—	—	—	—	—	—	—	—
Rail and water	—	—	—	—	—	—	—	—	—	—	—	—
Inland water and Great Lakes	—	—	—	—	—	—	—	—	—	—	—	—
Inland water and deep sea	—	—	—	—	—	—	—	—	—	(S)	(S)	(S)
Other Modes												
Other and unknown modes	469	80	17	435	88	36	458	39	30	247	24	25
STCC 40, WASTE OR SCRAP MATERIALS												
Total	3 492	25 704	5 404	2 455	14 256	6 887	1 046	4 935	4 155	596	2 806	3 276
Single Modes												
Parcel, U.S. Postal Service, or courier	(S)	—	—	(D)	(D)	(D)	(D)	(D)	(D)	(D)	(D)	(D)
Private truck	757	4 075	729	358	1 087	447	98	228	158	17	36	36
For-hire truck	1 899	12 789	2 454	1 366	5 677	2 398	557	1 648	1 276	362	1 241	1 301
Air	—	—	—	—	—	—	—	—	—	—	—	—
Rail	726	7 919	1 923	509	5 959	3 004	292	2 144	1 826	179	1 269	1 592
Inland water	60	534	194	(D)	(D)	(D)	(D)	(D)	(D)	(S)	(S)	(S)
Great Lakes	—	—	—	—	—	—	—	—	—	—	—	—
Deep sea water	—	—	—	—	—	—	—	—	—	—	—	—
Pipeline ³	—	—	—	—	—	—	—	—	—	—	—	—
Multiple Modes												
Private truck and for-hire truck	3	23	5	3	10	5	(S)	(S)	(S)	(S)	(S)	(S)
Truck and air	—	—	—	—	(S)	(S)	—	—	—	—	—	—
Truck and rail	20	(S)	(S)	30	(S)	(S)	30	31	28	18	54	76
Truck and water	(S)	(S)	(S)	(S)	(S)	(S)	(S)	(S)	(S)	—	—	—
Truck and pipeline ³	—	—	—	—	—	—	—	—	—	—	—	—
Rail and water	—	—	—	(D)	(D)	(D)	—	—	—	—	—	—
Inland water and Great Lakes	—	—	—	—	—	—	—	—	—	—	—	—
Inland water and deep sea	(S)	(S)	(S)	(S)	(S)	(S)	11	83	71	(D)	(D)	(D)
Other Modes												
Other and unknown modes	16	215	47	(S)	(S)	(S)	6	(S)	(S)	(S)	(S)	(S)

Table 9. Shipment Characteristics by Commodity and Mode of Transportation by Distance Shipped for the United States: 1993—Con.

[For explanation of terms and meaning of abbreviations and symbols, see introductory text. Detail may not add to total because of rounding]

STCC code, description, and mode of transportation	100 to 249 miles ¹			250 to 499 miles ¹			500 to 749 miles ¹			750 to 999 miles ¹		
	Value (million dollars)	Tons (thousands)	Ton-miles ² (millions)	Value (million dollars)	Tons (thousands)	Ton-miles ² (millions)	Value (million dollars)	Tons (thousands)	Ton-miles ² (millions)	Value (million dollars)	Tons (thousands)	Ton-miles ² (millions)
STCC 41, MISCELLANEOUS FREIGHT SHIPMENT												
Total	30 453	7 625	1 580	14 609	2 921	1 264	6 437	1 031	760	1 335	227	237
Single Modes												
Parcel, U.S. Postal Service, or courier	459	10	2	563	13	6	398	8	6	167	7	7
Private truck	26 471	6 747	1 389	10 131	2 155	921	3 254	620	463	421	144	152
For-hire truck	3 110	822	180	3 762	744	332	2 729	396	285	507	68	68
Air	—	—	—	(S)	—	—	(S)	—	—	(S)	—	—
Rail	(S)	(S)	(S)	(D)	(D)	(D)	(S)	(S)	(S)	—	(S)	(S)
Inland water	—	—	—	—	—	—	—	—	—	—	—	—
Great Lakes	—	—	—	—	—	—	—	—	—	—	—	—
Deep sea water	—	—	—	—	—	—	—	—	—	—	—	—
Pipeline ³	—	—	—	—	—	—	—	—	—	—	—	—
Multiple Modes												
Private truck and for-hire truck	(D)	(D)	(D)	(S)	(S)	—	(D)	(D)	(D)	—	—	—
Truck and air	5	—	—	62	—	—	46	—	—	(S)	(S)	(S)
Truck and rail	(D)	(D)	(D)	(D)	(D)	(D)	(S)	(S)	(S)	(S)	(S)	(S)
Truck and water	—	—	—	(D)	(D)	(D)	(D)	(D)	(D)	—	—	—
Truck and pipeline ³	—	—	—	—	—	—	—	—	—	—	—	—
Rail and water	—	—	—	—	—	—	—	—	—	—	—	—
Inland water and Great Lakes	—	—	—	—	—	—	—	—	—	—	—	—
Inland water and deep sea	(D)	(D)	(D)	—	—	—	—	—	—	—	—	—
Other Modes												
Other and unknown modes	367	33	6	(S)	5	2	3	(S)	(S)	(S)	(S)	(S)
STCC 42, CONTAINERS, CARRIERS OR DEVICES, SHIPPING, RETURNED EMPTY												
Total	126	84	19	207	113	51	(S)	(S)	(S)	(S)	(S)	(S)
Single Modes												
Parcel, U.S. Postal Service, or courier	(D)	(D)	(D)	—	—	—	(D)	(D)	(D)	(D)	(D)	(D)
Private truck	20	15	3	29	6	3	6	(S)	(S)	3	2	2
For-hire truck	104	69	16	135	90	41	73	53	37	(S)	(S)	(S)
Air	—	—	—	—	—	—	—	—	—	—	—	—
Rail	—	—	—	(S)	(S)	(S)	(D)	(D)	(D)	—	—	—
Inland water	—	—	—	—	—	—	(D)	(D)	(D)	—	—	—
Great Lakes	—	—	—	—	—	—	—	—	—	—	—	—
Deep sea water	—	—	—	—	—	—	—	—	—	—	—	—
Pipeline ³	—	—	—	—	—	—	—	—	—	—	—	—
Multiple Modes												
Private truck and for-hire truck	—	—	—	—	—	—	—	—	—	—	—	—
Truck and air	(D)	(D)	(D)	(S)	—	—	(D)	(D)	(D)	—	—	—
Truck and rail	—	—	—	—	—	—	—	—	—	—	—	—
Truck and water	—	—	—	—	—	—	(D)	(D)	(D)	—	—	—
Truck and pipeline ³	—	—	—	—	—	—	—	—	—	—	—	—
Rail and water	—	—	—	—	—	—	—	—	—	—	—	—
Inland water and Great Lakes	—	—	—	—	—	—	—	—	—	—	—	—
Inland water and deep sea	—	—	—	—	—	—	—	—	—	—	—	—
Other Modes												
Other and unknown modes	—	—	—	—	—	—	—	—	—	(D)	(D)	(D)
STCC 48, WASTE HAZARDOUS MATERIALS OR WASTE HAZARDOUS SUBSTANCES												
Total	223	145	32	33	110	52	14	59	43	(S)	(S)	(S)
Single Modes												
Parcel, U.S. Postal Service, or courier	(S)	—	—	(D)	(D)	(D)	(S)	—	—	—	—	—
Private truck	(S)	28	5	(D)	(D)	(D)	4	19	13	(S)	(S)	(S)
For-hire truck	116	40	10	24	75	38	(D)	(D)	(D)	(S)	(S)	(S)
Air	—	—	—	—	—	—	—	—	—	—	—	—
Rail	(D)	(D)	(D)	(D)	(D)	(D)	(D)	(D)	(D)	—	—	—
Inland water	—	—	—	—	—	—	—	—	—	—	—	—
Great Lakes	—	—	—	—	—	—	—	—	—	—	—	—
Deep sea water	—	—	—	—	—	—	—	—	—	—	—	—
Pipeline ³	—	—	—	—	—	—	—	—	—	—	—	—

Table 9. **Shipment Characteristics by Commodity and Mode of Transportation by Distance Shipped for the United States: 1993—Con.**

[For explanation of terms and meaning of abbreviations and symbols, see introductory text. Detail may not add to total because of rounding]

STCC code, description, and mode of transportation	100 to 249 miles ¹			250 to 499 miles ¹			500 to 749 miles ¹			750 to 999 miles ¹		
	Value (million dollars)	Tons (thousands)	Ton-miles ² (millions)	Value (million dollars)	Tons (thousands)	Ton-miles ² (millions)	Value (million dollars)	Tons (thousands)	Ton-miles ² (millions)	Value (million dollars)	Tons (thousands)	Ton-miles ² (millions)
STCC 48, WASTE HAZARDOUS MATERIALS OR WASTE HAZARDOUS SUBSTANCES—Con.												
Multiple Modes												
Private truck and for-hire truck	(D)	(D)	(D)	(S)	(S)	(S)	(D)	(D)	(D)	—	—	—
Truck and air	(D)	(D)	(D)	—	—	—	—	—	—	—	—	—
Truck and rail	—	—	—	—	—	—	(D)	(D)	(D)	—	—	—
Truck and water	—	—	—	—	—	—	—	—	—	—	—	—
Truck and pipeline ³	—	—	—	—	—	—	—	—	—	—	—	—
Rail and water	—	—	—	—	—	—	—	—	—	—	—	—
Inland water and Great Lakes	—	—	—	—	—	—	—	—	—	—	—	—
Inland water and deep sea	—	—	—	—	—	—	—	—	—	—	—	—
Other Modes												
Other and unknown modes	—	—	—	(D)	(D)	(D)	(D)	(D)	(D)	—	—	—
COMMODITY UNKNOWN												
Total	4 253	1 688	347	2 749	711	308	1 743	375	285	1 227	216	239
Single Modes												
Parcel, U.S. Postal Service, or courier	259	16	3	357	13	6	151	7	5	200	9	9
Private truck	1 677	849	160	350	126	54	137	39	29	41	18	19
For-hire truck	1 651	570	121	1 754	381	164	921	229	165	714	97	101
Air	(S)	—	—	(S)	—	—	(S)	(S)	(S)	(S)	—	—
Rail	(S)	(S)	(S)	(D)	(D)	(D)	(S)	60	55	42	73	(S)
Inland water	(D)	(D)	(D)	—	—	—	—	—	—	—	—	—
Great Lakes	—	—	—	—	—	—	—	—	—	—	—	—
Deep sea water	—	—	—	—	—	—	—	—	—	—	—	—
Pipeline ³	—	—	—	—	—	—	—	—	—	—	—	—
Multiple Modes												
Private truck and for-hire truck	(D)	(D)	(D)	(S)	(S)	(S)	(D)	(D)	(D)	—	—	—
Truck and air	(S)	(S)	—	17	—	—	(S)	(S)	(S)	17	—	—
Truck and rail	—	—	—	(D)	(D)	(D)	(D)	(D)	(D)	(S)	(S)	(S)
Truck and water	(D)	(D)	(D)	—	—	—	—	—	—	—	—	—
Truck and pipeline ³	—	—	—	—	—	—	—	—	—	—	—	—
Rail and water	—	—	—	—	—	—	—	—	—	—	—	—
Inland water and Great Lakes	—	—	—	—	—	—	—	—	—	—	—	—
Inland water and deep sea	(D)	(D)	(D)	(D)	(D)	(D)	—	—	—	—	—	—
Other Modes												
Other and unknown modes	460	60	11	139	(S)	(S)	(S)	(S)	13	(S)	(S)	(S)

Table 9. Shipment Characteristics by Commodity and Mode of Transportation by Distance Shipped for the United States: 1993—Con.

[For explanation of terms and meaning of abbreviations and symbols, see introductory text. Detail may not add to total because of rounding]

STCC code, description, and mode of transportation	1,000 to 1,499 miles ¹			1,500 to 1,999 miles ¹			2,000 miles or more ¹		
	Value (million dollars)	Tons (thousands)	Ton-miles ² (millions)	Value (million dollars)	Tons (thousands)	Ton-miles ² (millions)	Value (million dollars)	Tons (thousands)	Ton-miles ² (millions)
ALL COMMODITIES									
Total	348 451	241 219	391 113	226 380	76 413	171 072	242 625	48 470	140 830
Single Modes									
Parcel, U.S. Postal Service, or courier	57 403	1 723	2 466	37 272	1 030	2 122	50 240	1 113	3 076
Private truck	15 545	7 215	10 435	10 710	3 051	6 306	8 977	2 602	7 040
For-hire truck	188 725	52 055	75 208	112 395	28 381	59 395	107 123	22 215	59 520
Air	568	9	13	942	13	27	948	23	67
Rail	32 381	119 863	191 904	19 112	26 756	61 939	9 263	7 802	23 875
Inland water	(S)	(S)	(S)	—	—	—	—	—	—
Great Lakes	—	—	—	—	—	—	—	—	—
Deep sea water	—	—	—	—	—	—	—	—	—
Pipeline ³	(S)	(S)	(S)	(D)	(D)	(D)	(S)	(S)	(S)
Multiple Modes									
Private truck and for-hire truck	336	98	130	(S)	(S)	(S)	125	15	39
Truck and air	22 129	297	465	17 048	318	648	33 641	572	1 595
Truck and rail	10 673	3 987	6 674	14 750	3 405	8 405	(S)	2 601	7 973
Truck and water	818	640	1 443	245	(S)	924	1 423	1 216	4 023
Truck and pipeline ³	(D)	(D)	(D)	(D)	(D)	(D)	—	—	—
Rail and water	(D)	(D)	(D)	(S)	(S)	(S)	(S)	(S)	(S)
Inland water and Great Lakes	(S)	(S)	(S)	—	—	—	—	—	—
Inland water and deep sea	3 525	14 301	26 502	989	4 237	(S)	1 031	1 609	(S)
Other Modes									
Other and unknown modes	12 790	12 265	18 930	11 789	2 726	5 705	17 229	7 136	21 116
STCC 01, FARM PRODUCTS									
Total	5 905	32 919	55 522	2 779	6 458	13 964	2 590	4 461	15 353
Single Modes									
Parcel, U.S. Postal Service, or courier	83	13	18	78	4	9	84	10	28
Private truck	163	260	376	122	116	241	72	71	194
For-hire truck	1 966	3 059	4 438	1 440	1 809	3 910	1 483	1 605	4 432
Air	(S)	—	(S)	(D)	(D)	(D)	(S)	—	(S)
Rail	2 461	21 842	38 298	331	902	2 207	128	157	472
Inland water	(S)	(S)	(S)	—	—	—	—	—	—
Great Lakes	—	—	—	—	—	—	—	—	—
Deep sea water	—	—	—	—	—	—	—	—	—
Pipeline ³	—	—	—	—	—	—	—	—	—
Multiple Modes									
Private truck and for-hire truck	(S)	—	—	—	—	—	—	—	—
Truck and air	(S)	4	6	120	7	14	94	36	(S)
Truck and rail	(S)	53	100	219	127	324	151	130	406
Truck and water	(S)	(S)	(S)	(S)	(S)	(S)	(S)	(S)	(S)
Truck and pipeline ³	—	—	—	—	—	—	—	—	—
Rail and water	(S)	(S)	(S)	(D)	(D)	(D)	(S)	(S)	(S)
Inland water and Great Lakes	—	—	—	—	—	—	—	—	—
Inland water and deep sea	(S)	(S)	(S)	—	(S)	(S)	(S)	(S)	(S)
Other Modes									
Other and unknown modes	(S)	(S)	(S)	143	145	296	306	531	1 372
STCC 08, FOREST PRODUCTS									
Total	82	(S)	(S)	17	(S)	(S)	69	(S)	(S)
Single Modes									
Parcel, U.S. Postal Service, or courier	(D)	(D)	(D)	(S)	—	—	—	—	—
Private truck	(D)	(D)	(D)	(D)	(D)	(D)	(S)	(S)	(S)
For-hire truck	(S)	(S)	(S)	13	(S)	(S)	(S)	(S)	(S)
Air	—	—	—	—	—	—	—	—	—
Rail	(S)	(S)	(S)	(D)	(D)	(D)	(S)	(S)	(S)
Inland water	—	—	—	—	—	—	—	—	—
Great Lakes	—	—	—	—	—	—	—	—	—
Deep sea water	—	—	—	—	—	—	—	—	—
Pipeline ³	—	—	—	—	—	—	—	—	—

Table 9. Shipment Characteristics by Commodity and Mode of Transportation by Distance Shipped for the United States: 1993—Con.

[For explanation of terms and meaning of abbreviations and symbols, see introductory text. Detail may not add to total because of rounding]

STCC code, description, and mode of transportation	1,000 to 1,499 miles ¹			1,500 to 1,999 miles ¹			2,000 miles or more ¹		
	Value (million dollars)	Tons (thousands)	Ton-miles ² (millions)	Value (million dollars)	Tons (thousands)	Ton-miles ² (millions)	Value (million dollars)	Tons (thousands)	Ton-miles ² (millions)
STCC 08, FOREST PRODUCTS—Con.									
Multiple Modes									
Private truck and for-hire truck	—	—	—	—	—	—	—	—	—
Truck and air	(D)	(D)	(D)	—	—	—	(D)	(D)	(D)
Truck and rail	(D)	(D)	(D)	—	—	—	(D)	(D)	(D)
Truck and water	—	—	(S)	—	—	—	—	—	(S)
Truck and pipeline ³	—	—	—	—	—	—	—	—	—
Rail and water	—	—	—	—	—	—	—	—	—
Inland water and Great Lakes	—	—	—	—	—	—	—	—	—
Inland water and deep sea	—	—	—	—	—	—	(S)	(S)	(S)
Other Modes									
Other and unknown modes	(S)	(S)	(S)	—	(S)	(S)	(S)	(S)	(S)
STCC 09, FRESH FISH OR OTHER MARINE PRODUCTS									
Total	722	209	301	248	52	106	602	177	538
Single Modes									
Parcel, U.S. Postal Service, or courier	(D)	(D)	(D)	(D)	(D)	(D)	(S)	(S)	(S)
Private truck	68	17	23	(S)	5	(S)	20	6	17
For-hire truck	268	58	74	106	23	44	219	66	193
Air	(D)	(D)	(D)	(D)	(D)	(D)	—	—	—
Rail	(D)	(D)	(D)	(D)	(D)	(D)	(S)	(S)	(S)
Inland water	—	—	—	—	—	—	—	—	—
Great Lakes	—	—	—	—	—	—	—	—	—
Deep sea water	—	—	—	—	—	—	—	—	—
Pipeline ³	—	—	—	—	—	—	—	—	—
Multiple Modes									
Private truck and for-hire truck	(S)	—	(S)	(D)	(D)	(D)	(S)	—	(S)
Truck and air	82	11	16	31	5	11	119	22	61
Truck and rail	(D)	(D)	(D)	(D)	(D)	(D)	(S)	(S)	(S)
Truck and water	58	19	(S)	(S)	—	(S)	(S)	(S)	(S)
Truck and pipeline ³	—	—	—	—	—	—	—	—	—
Rail and water	—	—	—	—	—	—	—	—	—
Inland water and Great Lakes	—	—	—	—	—	—	—	—	—
Inland water and deep sea	147	66	114	(S)	—	—	(S)	(S)	(S)
Other Modes									
Other and unknown modes	(S)	(S)	(S)	(S)	(S)	(S)	(S)	(S)	(S)
STCC 10, METALLIC ORES									
Total	730	4 515	7 401	(S)	345	764	1 646	12	36
Single Modes									
Parcel, U.S. Postal Service, or courier	58	—	—	76	—	—	(S)	—	—
Private truck	(D)	(D)	(D)	(D)	(D)	(D)	(S)	—	(S)
For-hire truck	(D)	(D)	(D)	(D)	(D)	(D)	939	11	27
Air	—	—	—	—	—	—	—	—	—
Rail	187	(S)	(S)	49	279	627	—	—	—
Inland water	—	—	—	—	—	—	—	—	—
Great Lakes	—	—	—	—	—	—	—	—	—
Deep sea water	—	—	—	—	—	—	—	—	—
Pipeline ³	—	—	—	—	—	—	—	—	—
Multiple Modes									
Private truck and for-hire truck	—	—	—	—	—	—	—	—	—
Truck and air	(D)	(D)	(D)	(D)	(D)	(D)	413	—	—
Truck and rail	(S)	(S)	(S)	(D)	(D)	(D)	(D)	(D)	(D)
Truck and water	—	—	—	—	—	—	(D)	(D)	(D)
Truck and pipeline ³	—	—	—	—	—	—	—	—	—
Rail and water	—	—	—	—	—	—	—	—	—
Inland water and Great Lakes	—	—	—	—	—	—	—	—	—
Inland water and deep sea	(D)	(D)	(D)	—	—	—	—	—	—
Other Modes									
Other and unknown modes	(D)	(D)	(D)	—	—	—	—	—	—

Table 9. Shipment Characteristics by Commodity and Mode of Transportation by Distance Shipped for the United States: 1993—Con.

[For explanation of terms and meaning of abbreviations and symbols, see introductory text. Detail may not add to total because of rounding]

STCC code, description, and mode of transportation	1,000 to 1,499 miles ¹			1,500 to 1,999 miles ¹			2,000 miles or more ¹		
	Value (million dollars)	Tons (thousands)	Ton-miles ² (millions)	Value (million dollars)	Tons (thousands)	Ton-miles ² (millions)	Value (million dollars)	Tons (thousands)	Ton-miles ² (millions)
STCC 11, COAL									
Total	397	53 444	85 096	(S)	(S)	4 585	(S)	(S)	(S)
Single Modes									
Parcel, U.S. Postal Service, or courier	-	-	-	-	-	-	-	-	-
Private truck	-	-	-	-	-	-	(D)	(D)	(D)
For-hire truck	(D)	(D)	(D)	(D)	(D)	(D)	(D)	(D)	(D)
Air	-	-	-	-	-	-	-	-	-
Rail	348	43 392	64 900	(S)	(S)	(S)	(S)	(S)	(S)
Inland water	-	-	-	-	-	-	-	-	-
Great Lakes	-	-	-	-	-	-	-	-	-
Deep sea water	-	-	-	-	-	-	-	-	-
Pipeline ³	-	-	-	-	-	-	-	-	-
Multiple Modes									
Private truck and for-hire truck	-	-	-	-	-	-	-	-	-
Truck and air	-	-	-	-	-	-	-	-	-
Truck and rail	(D)	(D)	(D)	-	-	-	-	-	-
Truck and water	-	-	-	-	-	-	-	-	-
Truck and pipeline ³	-	-	-	-	-	-	-	-	-
Rail and water	(D)	(D)	(D)	(D)	(D)	(D)	-	-	-
Inland water and Great Lakes	-	-	-	-	-	-	-	-	-
Inland water and deep sea	-	-	-	-	-	-	-	-	-
Other Modes									
Other and unknown modes	(D)	(D)	(D)	-	-	-	-	-	(S)
STCC 13, CRUDE PETROLEUM, NATURAL GAS, OR GASOLINE									
Total	(S)	(S)	(S)	(S)	(S)	(S)	-	-	-
Single Modes									
Parcel, U.S. Postal Service, or courier	-	-	-	-	-	-	-	-	-
Private truck	(S)	(S)	(S)	-	-	-	-	-	-
For-hire truck	(D)	(D)	(D)	(S)	(S)	(S)	-	-	-
Air	-	-	-	-	-	-	-	-	-
Rail	-	-	-	-	-	-	-	-	-
Inland water	-	-	-	-	-	-	-	-	-
Great Lakes	-	-	-	-	-	-	-	-	-
Deep sea water	-	-	-	-	-	-	-	-	-
Pipeline ³	-	-	-	-	-	-	-	-	-
Multiple Modes									
Private truck and for-hire truck	-	-	-	-	-	-	-	-	-
Truck and air	-	-	-	-	-	-	-	-	-
Truck and rail	-	-	-	-	-	-	-	-	-
Truck and water	-	-	-	-	-	-	-	-	-
Truck and pipeline ³	-	-	-	-	-	-	-	-	-
Rail and water	-	-	-	-	-	-	-	-	-
Inland water and Great Lakes	-	-	-	-	-	-	-	-	-
Inland water and deep sea	-	-	-	-	-	-	-	-	-
Other Modes									
Other and unknown modes	(D)	(D)	(D)	(S)	(S)	(S)	-	-	-
STCC 14, NONMETALLIC MINERALS									
Total	563	6 726	10 870	203	2 975	6 562	113	(S)	(S)
Single Modes									
Parcel, U.S. Postal Service, or courier	(D)	(D)	(D)	(D)	(D)	(D)	(S)	(S)	(S)
Private truck	(S)	(S)	(S)	(S)	(S)	(S)	(S)	(S)	(S)
For-hire truck	115	936	1 388	58	286	584	34	179	473
Air	-	-	-	-	-	-	-	-	-
Rail	323	4 362	7 161	131	2 272	5 085	(S)	134	400
Inland water	(S)	(S)	(S)	-	-	-	-	-	-
Great Lakes	-	-	-	-	-	-	-	-	-
Deep sea water	-	-	-	-	-	-	-	-	-
Pipeline ³	-	-	-	-	-	-	-	-	-

Table 9. Shipment Characteristics by Commodity and Mode of Transportation by Distance Shipped for the United States: 1993—Con.

[For explanation of terms and meaning of abbreviations and symbols, see introductory text. Detail may not add to total because of rounding]

STCC code, description, and mode of transportation	1,000 to 1,499 miles ¹			1,500 to 1,999 miles ¹			2,000 miles or more ¹		
	Value (million dollars)	Tons (thousands)	Ton-miles ² (millions)	Value (million dollars)	Tons (thousands)	Ton-miles ² (millions)	Value (million dollars)	Tons (thousands)	Ton-miles ² (millions)
STCC 14, NONMETALLIC MINERALS—Con.									
Multiple Modes									
Private truck and for-hire truck	—	—	—	—	—	—	—	—	—
Truck and air	(D)	(D)	(D)	(D)	(D)	(D)	(S)	—	—
Truck and rail	(S)	30	52	(S)	(S)	(S)	6	40	121
Truck and water	(D)	(D)	(D)	—	—	—	—	—	(S)
Truck and pipeline ³	—	—	—	—	—	—	—	—	—
Rail and water	—	—	—	—	—	—	—	—	—
Inland water and Great Lakes	(D)	(D)	(D)	—	—	—	—	—	—
Inland water and deep sea	(D)	(D)	(D)	(S)	(S)	(S)	—	—	(S)
Other Modes									
Other and unknown modes	30	415	568	3	(S)	(S)	(S)	(S)	(S)
STCC 19, ORDNANCE OR ACCESSORIES									
Total	2 906	77	113	1 196	52	111	2 218	55	159
Single Modes									
Parcel, U.S. Postal Service, or courier	178	4	6	182	2	4	211	1	4
Private truck	(D)	(D)	(D)	(D)	(D)	(D)	(S)	—	—
For-hire truck	2 484	52	74	848	25	51	1 307	38	102
Air	—	—	—	(D)	(D)	(D)	(S)	—	—
Rail	140	18	30	(S)	(S)	(S)	(S)	(S)	(S)
Inland water	—	—	—	—	—	—	—	—	—
Great Lakes	—	—	—	—	—	—	—	—	—
Deep sea water	—	—	—	—	—	—	—	—	—
Pipeline ³	—	—	—	—	—	—	—	—	—
Multiple Modes									
Private truck and for-hire truck	—	—	—	—	—	—	—	—	—
Truck and air	74	—	—	19	—	—	113	(S)	(S)
Truck and rail	—	—	—	(S)	(S)	(S)	—	—	—
Truck and water	—	—	—	(S)	(S)	(S)	—	—	—
Truck and pipeline ³	—	—	—	—	—	—	—	—	—
Rail and water	—	—	—	—	—	—	—	—	—
Inland water and Great Lakes	—	—	—	—	—	—	—	—	—
Inland water and deep sea	—	—	—	—	—	—	—	—	—
Other Modes									
Other and unknown modes	(D)	(D)	(D)	(S)	(S)	(S)	6	—	—
STCC 20, FOOD OR KINDRED PRODUCTS									
Total	37 501	28 825	43 763	19 984	15 407	33 401	12 529	8 966	25 930
Single Modes									
Parcel, U.S. Postal Service, or courier	274	24	35	122	13	27	88	8	23
Private truck	3 457	2 396	3 427	1 319	857	1 741	561	357	983
For-hire truck	26 271	13 485	19 536	12 961	7 278	15 030	7 398	4 094	11 183
Air	(D)	(D)	(D)	(S)	—	(S)	3	1	2
Rail	5 348	9 438	15 748	3 978	6 264	14 425	2 140	2 218	6 899
Inland water	(S)	(S)	(S)	—	—	—	—	—	—
Great Lakes	—	—	—	—	—	—	—	—	—
Deep sea water	—	—	—	—	—	—	—	—	—
Pipeline ³	—	—	—	—	—	—	—	—	—
Multiple Modes									
Private truck and for-hire truck	133	40	55	(S)	2	(S)	7	2	6
Truck and air	38	5	8	35	7	16	94	17	52
Truck and rail	410	336	584	827	475	1 149	359	252	802
Truck and water	315	142	269	48	24	64	422	702	1 983
Truck and pipeline ³	—	—	—	—	—	—	—	—	—
Rail and water	(D)	(D)	(D)	—	—	—	—	—	—
Inland water and Great Lakes	(D)	(D)	(D)	—	—	—	—	—	—
Inland water and deep sea	(S)	(S)	(S)	102	57	154	(S)	(S)	(S)
Other Modes									
Other and unknown modes	953	(S)	(S)	577	430	789	982	679	1 767

Table 9. Shipment Characteristics by Commodity and Mode of Transportation by Distance Shipped for the United States: 1993—Con.

[For explanation of terms and meaning of abbreviations and symbols, see introductory text. Detail may not add to total because of rounding]

STCC code, description, and mode of transportation	1,000 to 1,499 miles ¹			1,500 to 1,999 miles ¹			2,000 miles or more ¹		
	Value (million dollars)	Tons (thousands)	Ton-miles ² (millions)	Value (million dollars)	Tons (thousands)	Ton-miles ² (millions)	Value (million dollars)	Tons (thousands)	Ton-miles ² (millions)
STCC 21, TOBACCO PRODUCTS, EXCLUDING INSECTICIDES									
Total	999	32	44	968	32	69	2 168	67	190
Single Modes									
Parcel, U.S. Postal Service, or courier	(S)	2	3	(S)	(S)	(S)	(S)	2	6
Private truck	(S)	—	—	(S)	(S)	(S)	(S)	—	—
For-hire truck	864	28	39	796	26	56	(D)	(D)	(D)
Air	—	—	—	—	—	—	—	—	—
Rail	(S)	(S)	(S)	—	—	—	(D)	(D)	(D)
Inland water	—	—	—	—	—	—	—	—	—
Great Lakes	—	—	—	—	—	—	—	—	—
Deep sea water	—	—	—	—	—	—	—	—	—
Pipeline ³	—	—	—	—	—	—	—	—	—
Multiple Modes									
Private truck and for-hire truck	—	—	—	—	—	—	—	—	—
Truck and air	—	—	—	—	—	—	(D)	(D)	(D)
Truck and rail	—	—	—	(S)	(S)	(S)	(D)	(D)	(D)
Truck and water	—	—	—	—	—	—	(D)	(D)	(D)
Truck and pipeline ³	—	—	—	—	—	—	—	—	—
Rail and water	—	—	—	—	—	—	—	—	—
Inland water and Great Lakes	—	—	—	—	—	—	—	—	—
Inland water and deep sea	—	—	—	—	—	—	—	—	—
Other Modes									
Other and unknown modes	(S)	—	—	—	—	—	(S)	—	—
STCC 22, TEXTILE MILL PRODUCTS									
Total	4 285	715	1 001	2 811	575	1 226	4 704	800	2 129
Single Modes									
Parcel, U.S. Postal Service, or courier	738	36	51	501	36	75	798	39	106
Private truck	445	89	121	281	76	156	292	51	132
For-hire truck	2 837	547	762	1 809	397	835	3 058	601	1 566
Air	(D)	(D)	(D)	(S)	—	—	—	—	(S)
Rail	(D)	(D)	(D)	(S)	13	34	(S)	(S)	(S)
Inland water	—	—	—	—	—	—	—	—	—
Great Lakes	—	—	—	—	—	—	—	—	—
Deep sea water	—	—	—	—	—	—	—	—	—
Pipeline ³	—	—	—	—	—	—	—	—	—
Multiple Modes									
Private truck and for-hire truck	20	4	6	(S)	(S)	(S)	(S)	(S)	(S)
Truck and air	63	1	2	29	2	3	127	6	16
Truck and rail	(D)	(D)	(D)	111	(S)	(S)	(S)	11	33
Truck and water	(S)	—	—	(S)	—	(S)	(S)	(S)	(S)
Truck and pipeline ³	—	—	—	—	—	—	—	—	—
Rail and water	—	—	—	—	—	—	—	—	—
Inland water and Great Lakes	—	—	—	—	—	—	—	—	—
Inland water and deep sea	—	—	—	(S)	(S)	(S)	(S)	(S)	(S)
Other Modes									
Other and unknown modes	(S)	22	33	48	15	31	(S)	36	98
STCC 23, APPAREL OR OTHER FINISHED TEXTILE PRODUCTS									
Total	17 894	782	1 126	15 830	748	1 571	21 969	845	2 369
Single Modes									
Parcel, U.S. Postal Service, or courier	4 892	144	206	3 657	95	195	5 122	125	355
Private truck	727	43	63	(D)	(D)	(D)	(D)	(D)	(D)
For-hire truck	11 106	542	774	10 077	552	1 148	11 106	463	1 239
Air	1	—	—	(S)	(S)	(S)	(S)	(S)	(S)
Rail	(S)	(S)	(S)	(D)	(D)	(D)	(D)	(D)	(D)
Inland water	—	—	—	—	—	—	—	—	—
Great Lakes	—	—	—	—	—	—	—	—	—
Deep sea water	—	—	—	—	—	—	—	—	—
Pipeline ³	—	—	—	—	—	—	—	—	—

Table 9. Shipment Characteristics by Commodity and Mode of Transportation by Distance Shipped for the United States: 1993—Con.

[For explanation of terms and meaning of abbreviations and symbols, see introductory text. Detail may not add to total because of rounding]

STCC code, description, and mode of transportation	1,000 to 1,499 miles ¹			1,500 to 1,999 miles ¹			2,000 miles or more ¹		
	Value (million dollars)	Tons (thousands)	Ton-miles ² (millions)	Value (million dollars)	Tons (thousands)	Ton-miles ² (millions)	Value (million dollars)	Tons (thousands)	Ton-miles ² (millions)
STCC 23, APPAREL OR OTHER FINISHED TEXTILE PRODUCTS—Con.									
Multiple Modes									
Private truck and for-hire truck	85	5	7	(D)	(D)	(D)	(S)	(S)	(S)
Truck and air	464	8	13	374	11	24	2 339	34	105
Truck and rail	(S)	(S)	(S)	410	28	73	(S)	(S)	(S)
Truck and water	(S)	—	—	(S)	—	(S)	(D)	(D)	(D)
Truck and pipeline ³	—	—	—	—	—	—	—	—	—
Rail and water	—	—	—	—	—	—	—	—	—
Inland water and Great Lakes	—	—	—	—	—	—	—	—	—
Inland water and deep sea	—	—	—	49	1	3	(D)	(D)	(D)
Other Modes									
Other and unknown modes	362	20	30	178	12	24	764	28	85
STCC 24, LUMBER OR WOOD PRODUCTS, EXCLUDING FURNITURE									
Total	4 182	5 708	9 379	3 943	5 960	13 795	4 781	8 608	24 038
Single Modes									
Parcel, U.S. Postal Service, or courier	109	10	14	74	7	14	95	8	23
Private truck	454	439	646	300	304	646	314	331	917
For-hire truck	2 122	1 949	2 868	1 950	2 756	6 127	1 724	(S)	(S)
Air	—	—	—	—	—	—	(D)	(D)	(D)
Rail	1 370	3 026	5 337	1 219	2 470	5 962	1 230	1 963	6 193
Inland water	—	—	—	—	—	—	—	—	—
Great Lakes	—	—	—	—	—	—	—	—	—
Deep sea water	—	—	—	—	—	—	—	—	—
Pipeline ³	—	—	—	—	—	—	—	—	—
Multiple Modes									
Private truck and for-hire truck	(S)	(S)	(S)	—	—	—	(S)	(S)	(S)
Truck and air	4	1	1	(S)	(S)	(S)	(D)	(D)	(D)
Truck and rail	61	(S)	(S)	255	252	653	263	235	752
Truck and water	(S)	(S)	(S)	(S)	(S)	(S)	33	40	172
Truck and pipeline ³	—	—	—	—	—	—	—	—	—
Rail and water	—	—	—	—	—	—	—	—	—
Inland water and Great Lakes	—	—	—	—	—	—	—	—	—
Inland water and deep sea	(S)	(S)	(S)	(S)	(S)	(S)	41	36	123
Other Modes									
Other and unknown modes	57	97	140	83	143	304	(S)	303	977
STCC 25, FURNITURE OR FIXTURES									
Total	3 652	1 030	1 486	2 700	642	1 369	2 454	521	1 591
Single Modes									
Parcel, U.S. Postal Service, or courier	259	40	59	215	18	38	196	33	73
Private truck	421	138	184	252	47	100	142	(S)	(S)
For-hire truck	2 628	745	1 067	2 037	503	1 055	1 732	330	901
Air	—	—	—	—	—	—	1	—	—
Rail	162	58	104	107	53	127	110	24	71
Inland water	—	—	—	—	—	—	—	—	—
Great Lakes	—	—	—	—	—	—	—	—	—
Deep sea water	—	—	—	—	—	—	—	—	—
Pipeline ³	—	—	—	—	—	—	—	—	—
Multiple Modes									
Private truck and for-hire truck	(S)	(S)	(S)	8	1	3	10	2	4
Truck and air	20	1	2	9	1	3	(S)	(S)	(S)
Truck and rail	8	3	5	(S)	(S)	(S)	(S)	—	(S)
Truck and water	(S)	—	—	(S)	—	(S)	(S)	(S)	(S)
Truck and pipeline ³	—	—	—	—	—	—	—	—	—
Rail and water	—	—	—	—	—	—	—	—	—
Inland water and Great Lakes	—	—	—	—	—	—	—	—	—
Inland water and deep sea	(S)	(S)	(S)	—	—	—	(S)	(S)	(S)
Other Modes									
Other and unknown modes	135	(S)	(S)	44	11	25	114	43	122

Table 9. Shipment Characteristics by Commodity and Mode of Transportation by Distance Shipped for the United States: 1993—Con.

[For explanation of terms and meaning of abbreviations and symbols, see introductory text. Detail may not add to total because of rounding]

STCC code, description, and mode of transportation	1,000 to 1,499 miles ¹			1,500 to 1,999 miles ¹			2,000 miles or more ¹		
	Value (million dollars)	Tons (thousands)	Ton-miles ² (millions)	Value (million dollars)	Tons (thousands)	Ton-miles ² (millions)	Value (million dollars)	Tons (thousands)	Ton-miles ² (millions)
STCC 26, PULP, PAPER, OR ALLIED PRODUCTS									
Total	8 495	9 259	14 231	4 972	4 310	9 545	3 152	2 982	8 615
Single Modes									
Parcel, U.S. Postal Service, or courier	458	50	70	345	21	43	324	24	68
Private truck	374	221	308	262	136	276	169	(S)	(S)
For-hire truck	5 225	4 328	6 166	2 755	1 913	4 005	1 642	1 010	2 751
Air	—	—	—	—	—	—	(S)	—	—
Rail	1 896	3 934	6 386	924	1 693	3 943	326	598	1 828
Inland water	—	—	—	—	—	—	—	—	—
Great Lakes	—	—	—	—	—	—	—	—	—
Deep sea water	—	—	—	—	—	—	—	—	—
Pipeline ³	—	—	—	—	—	—	—	—	—
Multiple Modes									
Private truck and for-hire truck	(S)	(S)	(S)	—	—	(S)	—	—	—
Truck and air	28	(S)	(S)	(S)	(S)	(S)	28	(S)	(S)
Truck and rail	256	435	792	264	260	630	79	75	239
Truck and water	15	31	57	(S)	44	(S)	75	82	351
Truck and pipeline ³	—	—	—	—	—	—	—	—	—
Rail and water	—	—	—	(S)	(S)	(S)	—	—	(S)
Inland water and Great Lakes	—	—	—	—	—	—	—	—	—
Inland water and deep sea	(S)	(S)	(S)	(S)	(S)	(S)	33	(S)	165
Other Modes									
Other and unknown modes	194	191	280	167	165	347	475	824	2 341
STCC 27, PRINTED MATTER									
Total	(S)	(S)	(S)	(S)	(S)	(S)	(S)	(S)	(S)
Single Modes									
Parcel, U.S. Postal Service, or courier	(S)	(S)	(S)	(S)	(S)	(S)	(S)	(S)	(S)
Private truck	(S)	(S)	(S)	(S)	(S)	(S)	(S)	(S)	(S)
For-hire truck	(S)	(S)	(S)	(S)	(S)	(S)	(S)	(S)	(S)
Air	(S)	—	—	(S)	—	—	(S)	(S)	(S)
Rail	(S)	(S)	(S)	(S)	(S)	(S)	(S)	(S)	(S)
Inland water	—	—	—	—	—	—	—	—	—
Great Lakes	—	—	—	—	—	—	—	—	—
Deep sea water	—	—	—	—	—	—	—	—	—
Pipeline ³	—	—	—	—	—	—	—	—	—
Multiple Modes									
Private truck and for-hire truck	(S)	—	(S)	(S)	(S)	(S)	—	—	—
Truck and air	(S)	(S)	(S)	(S)	(S)	(S)	(S)	(S)	(S)
Truck and rail	(S)	(S)	(S)	(S)	(S)	(S)	(S)	(S)	(S)
Truck and water	(S)	—	(S)	(S)	(S)	(S)	(S)	(S)	(S)
Truck and pipeline ³	—	—	—	—	—	—	—	—	—
Rail and water	—	—	—	—	—	—	—	—	—
Inland water and Great Lakes	—	—	—	—	—	—	—	—	—
Inland water and deep sea	—	—	—	—	—	—	—	—	—
Other Modes									
Other and unknown modes	(S)	(S)	(S)	(S)	(S)	(S)	(S)	(S)	(S)
STCC 28, CHEMICALS OR ALLIED PRODUCTS									
Total	28 204	25 593	41 552	16 901	12 245	26 600	12 920	4 532	12 402
Single Modes									
Parcel, U.S. Postal Service, or courier	2 345	64	91	1 502	38	76	1 727	40	109
Private truck	1 393	748	1 095	303	165	333	200	103	276
For-hire truck	14 853	5 243	7 472	8 388	2 822	5 797	7 351	1 562	4 184
Air	(D)	(D)	(D)	(S)	(S)	(S)	(S)	1	2
Rail	7 519	16 964	28 012	2 920	5 690	12 694	644	838	2 510
Inland water	(S)	(S)	(S)	—	—	—	—	—	—
Great Lakes	—	—	—	—	—	—	—	—	—
Deep sea water	—	—	—	—	—	—	—	—	—
Pipeline ³	—	—	—	—	—	—	—	—	—

Table 9. Shipment Characteristics by Commodity and Mode of Transportation by Distance Shipped for the United States: 1993—Con.

[For explanation of terms and meaning of abbreviations and symbols, see introductory text. Detail may not add to total because of rounding]

STCC code, description, and mode of transportation	1,000 to 1,499 miles ¹			1,500 to 1,999 miles ¹			2,000 miles or more ¹		
	Value (million dollars)	Tons (thousands)	Ton-miles ² (millions)	Value (million dollars)	Tons (thousands)	Ton-miles ² (millions)	Value (million dollars)	Tons (thousands)	Ton-miles ² (millions)
STCC 28, CHEMICALS OR ALLIED PRODUCTS—Con.									
Multiple Modes									
Private truck and for-hire truck	(D)	(D)	(D)	(S)	(S)	(S)	—	—	—
Truck and air	737	12	18	865	30	61	1 239	20	54
Truck and rail	180	205	379	(S)	641	1 602	(S)	201	618
Truck and water	96	(S)	(S)	(S)	(S)	(S)	72	71	244
Truck and pipeline ³	—	—	—	—	—	—	—	—	—
Rail and water	—	—	—	—	—	—	—	—	—
Inland water and Great Lakes	(S)	(S)	(S)	—	—	—	—	—	—
Inland water and deep sea	(S)	619	1 300	227	2 136	4 434	8	(S)	(S)
Other Modes									
Other and unknown modes	528	1 022	1 487	194	374	714	1 079	1 668	4 314
STCC 29, PETROLEUM OR COAL PRODUCTS									
Total	7 338	37 020	67 573	1 537	5 485	15 296	634	(S)	(S)
Single Modes									
Parcel, U.S. Postal Service, or courier	11	2	3	(S)	(S)	(S)	(S)	(S)	(S)
Private truck	112	293	403	40	59	120	61	(S)	(S)
For-hire truck	830	2 576	3 812	204	227	458	89	105	283
Air	(D)	(D)	(D)	—	—	—	—	—	—
Rail	1 001	5 078	7 093	227	665	1 524	137	250	760
Inland water	(S)	(S)	(S)	—	—	—	—	—	—
Great Lakes	—	—	—	—	—	—	—	—	—
Deep sea water	—	—	—	—	—	—	—	—	—
Pipeline ³	(S)	(S)	(S)	(D)	(D)	(D)	(S)	(S)	(S)
Multiple Modes									
Private truck and for-hire truck	(D)	(D)	(D)	—	—	—	—	—	—
Truck and air	(D)	(D)	(D)	—	—	—	1	—	(S)
Truck and rail	4	(S)	(S)	8	10	23	(S)	(S)	(S)
Truck and water	(S)	(S)	(S)	—	(S)	(S)	3	(S)	(S)
Truck and pipeline ³	(D)	(D)	(D)	(D)	(D)	(D)	—	—	—
Rail and water	—	—	—	—	—	—	—	—	—
Inland water and Great Lakes	(S)	(S)	(S)	—	—	—	—	—	—
Inland water and deep sea	(S)	12 055	22 006	(S)	(S)	(S)	(S)	(S)	(S)
Other Modes									
Other and unknown modes	113	(S)	(S)	(S)	(S)	(S)	(S)	(S)	(S)
STCC 30, RUBBER OR MISCELLANEOUS PLASTICS PRODUCTS									
Total	11 451	2 752	3 962	6 669	1 506	3 197	5 152	1 070	2 957
Single Modes									
Parcel, U.S. Postal Service, or courier	1 392	65	92	891	53	109	853	52	140
Private truck	938	225	308	502	92	192	349	49	135
For-hire truck	7 796	2 138	3 050	4 434	1 105	2 286	3 143	766	2 065
Air	(S)	—	—	(S)	—	—	1	—	—
Rail	(S)	78	126	477	159	391	124	38	114
Inland water	—	—	—	—	—	—	—	—	—
Great Lakes	—	—	—	—	—	—	—	—	—
Deep sea water	—	—	—	—	—	—	—	—	—
Pipeline ³	—	—	—	—	—	—	—	—	—
Multiple Modes									
Private truck and for-hire truck	(S)	(S)	(S)	(S)	(S)	(S)	—	—	—
Truck and air	136	8	12	94	(S)	(S)	162	5	13
Truck and rail	(S)	(S)	(S)	171	62	144	(S)	(S)	(S)
Truck and water	(S)	(S)	(S)	(S)	—	(S)	19	(S)	64
Truck and pipeline ³	—	—	—	—	—	—	—	—	—
Rail and water	—	—	—	—	—	—	—	—	—
Inland water and Great Lakes	—	—	—	—	—	—	—	—	—
Inland water and deep sea	(S)	5	8	(S)	(S)	(S)	(S)	2	8
Other Modes									
Other and unknown modes	450	80	116	89	24	51	196	41	111

Table 9. Shipment Characteristics by Commodity and Mode of Transportation by Distance Shipped for the United States: 1993—Con.

[For explanation of terms and meaning of abbreviations and symbols, see introductory text. Detail may not add to total because of rounding]

STCC code, description, and mode of transportation	1,000 to 1,499 miles ¹			1,500 to 1,999 miles ¹			2,000 miles or more ¹		
	Value (million dollars)	Tons (thousands)	Ton-miles ² (millions)	Value (million dollars)	Tons (thousands)	Ton-miles ² (millions)	Value (million dollars)	Tons (thousands)	Ton-miles ² (millions)
STCC 31, LEATHER OR LEATHER PRODUCTS									
Total	7 925	282	418	2 505	134	274	4 999	210	643
Single Modes									
Parcel, U.S. Postal Service, or courier	1 032	33	48	578	25	50	763	21	59
Private truck	269	11	16	(S)	6	12	(S)	(S)	(S)
For-hire truck	5 832	203	295	1 643	94	192	2 516	134	377
Air	—	—	—	(D)	(D)	(D)	(D)	(D)	(D)
Rail	(S)	(S)	(S)	(D)	(D)	(D)	(D)	(D)	(D)
Inland water	—	—	—	—	—	—	—	—	—
Great Lakes	—	—	—	—	—	—	—	—	—
Deep sea water	—	—	—	—	—	—	—	—	—
Pipeline ³	—	—	—	—	—	—	—	—	—
Multiple Modes									
Private truck and for-hire truck	—	—	—	—	—	—	—	—	—
Truck and air	19	1	1	(S)	(S)	(S)	146	4	11
Truck and rail	—	—	—	—	—	—	(S)	(S)	(S)
Truck and water	—	—	—	(D)	(D)	(D)	(D)	(D)	(D)
Truck and pipeline ³	—	—	—	—	—	—	—	—	—
Rail and water	—	—	—	—	—	—	—	—	—
Inland water and Great Lakes	—	—	—	—	—	—	—	—	—
Inland water and deep sea	—	—	—	—	—	—	—	—	—
Other Modes									
Other and unknown modes	(S)	(S)	(S)	109	8	16	1 139	31	94
STCC 32, CLAY, CONCRETE, GLASS, OR STONE PRODUCTS									
Total	3 371	5 377	8 016	1 815	1 530	3 264	2 160	1 625	4 327
Single Modes									
Parcel, U.S. Postal Service, or courier	558	64	87	399	20	42	512	21	58
Private truck	(D)	(D)	(D)	98	79	156	(D)	(D)	(D)
For-hire truck	2 188	2 306	3 290	1 072	829	1 707	1 196	732	1 931
Air	(D)	(D)	(D)	—	—	—	—	—	—
Rail	253	2 124	3 349	105	361	849	79	130	390
Inland water	—	—	—	—	—	—	—	—	—
Great Lakes	—	—	—	—	—	—	—	—	—
Deep sea water	—	—	—	—	—	—	—	—	—
Pipeline ³	—	—	—	—	—	—	—	—	—
Multiple Modes									
Private truck and for-hire truck	(D)	(D)	(D)	—	—	—	(S)	—	(S)
Truck and air	36	(S)	(S)	21	(S)	(S)	(D)	(D)	(D)
Truck and rail	23	79	149	21	(S)	(S)	(D)	(D)	(D)
Truck and water	(D)	(D)	(D)	(S)	8	24	(D)	(D)	(D)
Truck and pipeline ³	—	—	—	—	—	—	—	—	—
Rail and water	—	—	—	—	—	—	—	—	—
Inland water and Great Lakes	—	—	—	—	—	—	—	—	—
Inland water and deep sea	(S)	(S)	(S)	—	—	—	(D)	(D)	(D)
Other Modes									
Other and unknown modes	152	323	467	95	184	363	211	172	482
STCC 33, PRIMARY METAL PRODUCTS									
Total	10 100	7 829	12 002	7 004	4 841	11 128	4 876	1 849	5 035
Single Modes									
Parcel, U.S. Postal Service, or courier	436	18	26	244	10	21	451	14	39
Private truck	518	254	356	241	101	214	(S)	91	254
For-hire truck	5 584	3 202	4 549	3 858	1 542	3 195	2 664	846	2 260
Air	(S)	(S)	(S)	(S)	1	1	(D)	(D)	(D)
Rail	2 863	3 998	6 456	2 056	2 963	7 187	744	666	1 854
Inland water	—	—	—	—	—	—	—	—	—
Great Lakes	—	—	—	—	—	—	—	—	—
Deep sea water	—	—	—	—	—	—	—	—	—
Pipeline ³	—	—	—	—	—	—	—	—	—

Table 9. Shipment Characteristics by Commodity and Mode of Transportation by Distance Shipped for the United States: 1993—Con.

[For explanation of terms and meaning of abbreviations and symbols, see introductory text. Detail may not add to total because of rounding]

STCC code, description, and mode of transportation	1,000 to 1,499 miles ¹			1,500 to 1,999 miles ¹			2,000 miles or more ¹		
	Value (million dollars)	Tons (thousands)	Ton-miles ² (millions)	Value (million dollars)	Tons (thousands)	Ton-miles ² (millions)	Value (million dollars)	Tons (thousands)	Ton-miles ² (millions)
STCC 33, PRIMARY METAL PRODUCTS—Con.									
Multiple Modes									
Private truck and for-hire truck	(S)	(S)	(S)	(S)	(S)	(S)	(S)	—	—
Truck and air	138	10	(S)	168	7	14	(D)	(D)	(D)
Truck and rail	69	107	193	311	164	390	32	17	48
Truck and water	14	(S)	(S)	6	3	6	(D)	(D)	(D)
Truck and pipeline ³	—	—	—	—	—	—	—	—	—
Rail and water	—	—	—	—	—	—	—	—	—
Inland water and Great Lakes	—	—	—	—	—	—	—	—	—
Inland water and deep sea	(S)	(S)	(S)	(S)	—	(S)	(D)	(D)	(D)
Other Modes									
Other and unknown modes	298	189	292	97	33	65	267	161	427
STCC 34, FABRICATED METAL PRODUCTS									
Total	14 580	2 621	3 849	7 355	1 368	2 838	6 405	929	2 553
Single Modes									
Parcel, U.S. Postal Service, or courier	2 596	103	147	1 511	56	116	1 583	50	136
Private truck	731	171	248	364	77	161	213	31	83
For-hire truck	9 613	1 972	2 825	4 679	1 066	2 186	3 384	603	1 612
Air	14	—	1	20	—	(S)	18	—	1
Rail	506	187	308	163	60	141	54	28	84
Inland water	(S)	(S)	(S)	—	—	—	—	—	—
Great Lakes	—	—	—	—	—	—	—	—	—
Deep sea water	—	—	—	—	—	—	—	—	—
Pipeline ³	—	—	—	—	—	—	—	—	—
Multiple Modes									
Private truck and for-hire truck	2	—	—	8	(S)	(S)	—	—	—
Truck and air	504	18	29	227	11	23	402	9	25
Truck and rail	25	16	30	78	43	99	160	(S)	(S)
Truck and water	(S)	(S)	(S)	13	4	7	73	24	98
Truck and pipeline ³	—	—	—	—	—	—	—	—	—
Rail and water	—	—	—	—	—	—	—	—	—
Inland water and Great Lakes	—	—	—	—	—	—	—	—	—
Inland water and deep sea	(S)	5	10	(S)	(S)	(S)	(S)	(S)	(S)
Other Modes									
Other and unknown modes	520	87	121	283	46	95	501	116	315
STCC 35, MACHINERY, EXCLUDING ELECTRICAL									
Total	43 490	2 154	3 115	28 277	1 491	3 380	30 134	838	2 276
Single Modes									
Parcel, U.S. Postal Service, or courier	7 286	123	178	5 402	103	211	7 384	79	219
Private truck	1 088	122	180	1 669	134	285	481	31	83
For-hire truck	28 017	1 681	2 408	16 228	995	2 072	13 071	565	1 501
Air	55	(S)	(S)	81	1	3	41	1	2
Rail	768	96	147	573	86	201	(S)	7	22
Inland water	—	—	—	—	—	—	—	—	—
Great Lakes	—	—	—	—	—	—	—	—	—
Deep sea water	—	—	—	—	—	—	—	—	—
Pipeline ³	—	—	—	—	—	—	—	—	—
Multiple Modes									
Private truck and for-hire truck	(S)	—	—	(S)	(S)	(S)	(S)	—	—
Truck and air	5 029	48	75	2 941	43	88	6 871	68	187
Truck and rail	(S)	(S)	(S)	208	31	79	112	(S)	(S)
Truck and water	(S)	(S)	(S)	(S)	(S)	(S)	(S)	3	15
Truck and pipeline ³	—	—	—	—	—	—	—	—	—
Rail and water	—	—	—	—	—	—	—	—	—
Inland water and Great Lakes	—	—	—	—	—	—	—	—	—
Inland water and deep sea	(S)	—	(S)	(S)	(S)	(S)	8	(S)	7
Other Modes									
Other and unknown modes	1 068	64	91	1 093	87	(S)	1 949	71	204

Table 9. Shipment Characteristics by Commodity and Mode of Transportation by Distance Shipped for the United States: 1993—Con.

[For explanation of terms and meaning of abbreviations and symbols, see introductory text. Detail may not add to total because of rounding]

STCC code, description, and mode of transportation	1,000 to 1,499 miles ¹			1,500 to 1,999 miles ¹			2,000 miles or more ¹		
	Value (million dollars)	Tons (thousands)	Ton-miles ² (millions)	Value (million dollars)	Tons (thousands)	Ton-miles ² (millions)	Value (million dollars)	Tons (thousands)	Ton-miles ² (millions)
STCC 36, ELECTRICAL MACHINERY, EQUIPMENT, OR SUPPLIES									
Total	39 946	2 402	3 544	29 168	1 576	3 390	36 609	1 162	3 342
Single Modes									
Parcel, U.S. Postal Service, or courier	11 601	124	180	7 851	94	192	10 784	97	271
Private truck	851	107	154	992	68	141	1 962	83	237
For-hire truck	17 277	1 759	2 553	11 931	918	1 890	11 872	647	1 740
Air	101	1	1	138	1	2	182	2	4
Rail	754	162	267	686	221	530	143	22	68
Inland water	—	—	—	—	—	—	—	—	—
Great Lakes	—	—	—	—	—	—	—	—	—
Deep sea water	—	—	—	—	—	—	—	—	—
Pipeline ³	—	—	—	—	—	—	—	—	—
Multiple Modes									
Private truck and for-hire truck	(S)	—	—	(S)	—	—	—	—	—
Truck and air	7 170	53	85	5 457	30	62	7 897	43	113
Truck and rail	285	66	108	431	(S)	(S)	102	(S)	(S)
Truck and water	(S)	(S)	(S)	(S)	—	—	41	8	(S)
Truck and pipeline ³	—	—	—	—	—	—	—	—	—
Rail and water	—	—	—	—	—	—	—	—	—
Inland water and Great Lakes	—	—	—	—	—	—	—	—	—
Inland water and deep sea	(S)	(S)	(S)	(S)	(S)	(S)	(S)	(S)	(S)
Other Modes									
Other and unknown modes	1 840	120	178	1 647	98	202	3 477	(S)	(S)
STCC 37, TRANSPORTATION EQUIPMENT									
Total	45 639	4 677	7 275	38 436	3 393	7 613	40 739	2 688	7 896
Single Modes									
Parcel, U.S. Postal Service, or courier	3 889	67	96	2 501	49	102	2 682	45	121
Private truck	1 558	170	244	1 315	249	525	791	67	178
For-hire truck	21 567	1 965	3 008	13 260	1 301	2 742	16 912	672	1 762
Air	277	1	2	(S)	(S)	(S)	(S)	(S)	(S)
Rail	5 198	(S)	(S)	4 209	433	1 012	1 177	288	874
Inland water	(S)	(S)	(S)	—	—	—	—	—	—
Great Lakes	—	—	—	—	—	—	—	—	—
Deep sea water	—	—	—	—	—	—	—	—	—
Pipeline ³	—	—	—	—	—	—	—	—	—
Multiple Modes									
Private truck and for-hire truck	(D)	(D)	(D)	43	(S)	(S)	37	3	8
Truck and air	2 873	26	40	3 474	29	60	6 924	37	101
Truck and rail	8 492	975	1 584	8 859	961	2 362	(S)	(S)	(S)
Truck and water	(D)	(D)	(D)	(S)	—	—	62	7	(S)
Truck and pipeline ³	—	—	—	—	—	—	—	—	—
Rail and water	—	—	—	—	—	—	—	—	—
Inland water and Great Lakes	—	—	—	—	—	—	—	—	—
Inland water and deep sea	(D)	(D)	(D)	—	—	—	(S)	(S)	(S)
Other Modes									
Other and unknown modes	1 686	174	257	4 497	358	783	1 845	153	555
STCC 38, INSTRUMENTS, PHOTOGRAPHIC GOODS, OPTICAL GOODS, WATCHES, OR CLOCKS									
Total	17 094	677	980	10 079	315	672	16 520	502	1 357
Single Modes									
Parcel, U.S. Postal Service, or courier	6 585	69	98	4 065	41	85	5 979	54	150
Private truck	512	33	50	574	26	55	190	5	14
For-hire truck	6 185	479	692	2 636	139	292	6 228	395	1 056
Air	36	—	—	76	—	1	30	—	1
Rail	—	—	—	(S)	(S)	(S)	(S)	(S)	(S)
Inland water	—	—	—	—	—	—	—	—	—
Great Lakes	—	—	—	—	—	—	—	—	—
Deep sea water	—	—	—	—	—	—	—	—	—
Pipeline ³	—	—	—	—	—	—	—	—	—

Table 9. Shipment Characteristics by Commodity and Mode of Transportation by Distance Shipped for the United States: 1993—Con.

[For explanation of terms and meaning of abbreviations and symbols, see introductory text. Detail may not add to total because of rounding]

STCC code, description, and mode of transportation	1,000 to 1,499 miles ¹			1,500 to 1,999 miles ¹			2,000 miles or more ¹		
	Value (million dollars)	Tons (thousands)	Ton-miles ² (millions)	Value (million dollars)	Tons (thousands)	Ton-miles ² (millions)	Value (million dollars)	Tons (thousands)	Ton-miles ² (millions)
STCC 38, INSTRUMENTS, PHOTOGRAPHIC GOODS, OPTICAL GOODS, WATCHES, OR CLOCKS—Con.									
Multiple Modes									
Private truck and for-hire truck	—	—	—	—	—	—	—	—	—
Truck and air	2 452	19	29	1 877	10	20	2 809	18	49
Truck and rail	18	2	3	(S)	(S)	(S)	(S)	(S)	(S)
Truck and water	(S)	—	—	(S)	—	—	(S)	(S)	(S)
Truck and pipeline ³	—	—	—	—	—	—	—	—	—
Rail and water	—	—	—	—	—	—	—	—	—
Inland water and Great Lakes	—	—	—	—	—	—	—	—	—
Inland water and deep sea	(S)	—	—	—	—	—	(S)	—	(S)
Other Modes									
Other and unknown modes	1 303	75	107	460	(S)	(S)	1 234	19	52
STCC 39, MISCELLANEOUS PRODUCTS OF MANUFACTURING									
Total	15 413	1 245	1 808	10 150	728	1 521	11 703	635	1 761
Single Modes									
Parcel, U.S. Postal Service, or courier	7 293	151	217	3 842	106	217	5 202	143	394
Private truck	593	83	119	910	75	159	309	38	103
For-hire truck	5 616	901	1 287	4 073	443	915	3 594	376	1 028
Air	(S)	—	—	(S)	—	—	16	(S)	(S)
Rail	112	(S)	(S)	49	(S)	(S)	114	19	60
Inland water	—	—	—	—	—	—	—	—	—
Great Lakes	—	—	—	—	—	—	—	—	—
Deep sea water	—	—	—	—	—	—	—	—	—
Pipeline ³	—	—	—	—	—	—	—	—	—
Multiple Modes									
Private truck and for-hire truck	(D)	(D)	(D)	(D)	(D)	(D)	(S)	—	(S)
Truck and air	(S)	7	10	278	(S)	13	(S)	9	26
Truck and rail	—	—	—	132	16	36	50	6	18
Truck and water	(D)	(D)	(D)	(D)	(D)	(D)	(S)	3	(S)
Truck and pipeline ³	—	—	—	—	—	—	—	—	—
Rail and water	—	—	—	—	—	—	—	—	—
Inland water and Great Lakes	—	—	—	—	—	—	—	—	—
Inland water and deep sea	—	—	—	(S)	(S)	(S)	1	1	3
Other Modes									
Other and unknown modes	358	28	39	(S)	47	98	591	38	108
STCC 40, WASTE OR SCRAP MATERIALS									
Total	256	1 433	2 285	231	539	1 102	69	(S)	(S)
Single Modes									
Parcel, U.S. Postal Service, or courier	—	—	—	—	—	—	—	—	—
Private truck	(S)	(S)	(S)	2	12	23	—	—	—
For-hire truck	111	441	633	(S)	199	424	25	36	96
Air	—	—	—	—	—	—	—	—	—
Rail	115	688	1 138	32	175	404	(S)	(S)	(S)
Inland water	(S)	(S)	(S)	—	—	—	—	—	—
Great Lakes	—	—	—	—	—	—	—	—	—
Deep sea water	—	—	—	—	—	—	—	—	—
Pipeline ³	—	—	—	—	—	—	—	—	—
Multiple Modes									
Private truck and for-hire truck	—	(S)	(S)	(S)	(S)	(S)	—	—	—
Truck and air	—	—	—	—	—	—	—	—	—
Truck and rail	12	(S)	(S)	18	(S)	(S)	(D)	(D)	(D)
Truck and water	1	10	18	(S)	—	(S)	(D)	(D)	(D)
Truck and pipeline ³	—	—	—	—	—	—	—	—	—
Rail and water	—	—	—	—	—	—	—	—	—
Inland water and Great Lakes	—	—	—	—	—	—	—	—	—
Inland water and deep sea	—	—	—	—	—	—	(D)	(D)	(D)
Other Modes									
Other and unknown modes	2	(S)	(S)	6	121	(S)	(S)	(S)	(S)

Table 9. Shipment Characteristics by Commodity and Mode of Transportation by Distance Shipped for the United States: 1993—Con.

[For explanation of terms and meaning of abbreviations and symbols, see introductory text. Detail may not add to total because of rounding]

STCC code, description, and mode of transportation	1,000 to 1,499 miles ¹			1,500 to 1,999 miles ¹			2,000 miles or more ¹		
	Value (million dollars)	Tons (thousands)	Ton-miles ² (millions)	Value (million dollars)	Tons (thousands)	Ton-miles ² (millions)	Value (million dollars)	Tons (thousands)	Ton-miles ² (millions)
STCC 41, MISCELLANEOUS FREIGHT SHIPMENT									
Total	2 060	154	223	643	63	125	2 758	117	285
Single Modes									
Parcel, U.S. Postal Service, or courier	423	7	11	189	7	13	(S)	4	10
Private truck	396	49	76	(S)	(S)	(S)	(S)	(S)	(S)
For-hire truck	954	(S)	(S)	276	35	73	(S)	51	121
Air	—	—	—	(S)	—	—	—	—	—
Rail	(D)	(D)	(D)	(S)	(S)	(S)	—	—	—
Inland water	—	—	—	—	—	—	—	—	—
Great Lakes	—	—	—	—	—	—	—	—	—
Deep sea water	—	—	—	—	—	—	—	—	—
Pipeline ³	—	—	—	—	—	—	—	—	—
Multiple Modes									
Private truck and for-hire truck	—	—	—	—	—	—	—	—	—
Truck and air	261	2	2	32	1	1	(S)	(S)	(S)
Truck and rail	(D)	(D)	(D)	4	3	6	(S)	(S)	(S)
Truck and water	—	—	—	—	—	—	(S)	(S)	(S)
Truck and pipeline ³	—	—	—	—	—	—	—	—	—
Rail and water	—	—	—	—	—	—	—	—	—
Inland water and Great Lakes	—	—	—	—	—	—	—	—	—
Inland water and deep sea	—	—	—	—	—	—	—	—	—
Other Modes									
Other and unknown modes	(S)	1	2	(S)	—	(S)	(S)	2	5
STCC 42, CONTAINERS, CARRIERS OR DEVICES, SHIPPING, RETURNED EMPTY									
Total	(S)	1	2	(S)	(S)	(S)	(S)	(S)	(S)
Single Modes									
Parcel, U.S. Postal Service, or courier	(D)	(D)	(D)	(D)	(D)	(D)	—	—	—
Private truck	(D)	(D)	(D)	(D)	(D)	(D)	—	—	—
For-hire truck	(S)	1	2	(S)	—	—	(S)	(S)	(S)
Air	—	—	—	—	—	—	—	—	—
Rail	—	—	—	(D)	(D)	(D)	—	—	—
Inland water	—	—	—	—	—	—	—	—	—
Great Lakes	—	—	—	—	—	—	—	—	—
Deep sea water	—	—	—	—	—	—	—	—	—
Pipeline ³	—	—	—	—	—	—	—	—	—
Multiple Modes									
Private truck and for-hire truck	—	—	—	—	—	—	—	—	—
Truck and air	(D)	(D)	(D)	—	—	—	—	—	—
Truck and rail	—	—	—	—	—	—	—	—	—
Truck and water	—	—	—	—	—	—	—	—	—
Truck and pipeline ³	—	—	—	—	—	—	—	—	—
Rail and water	—	—	—	—	—	—	—	—	—
Inland water and Great Lakes	—	—	—	—	—	—	—	—	—
Inland water and deep sea	—	—	—	—	—	—	—	—	—
Other Modes									
Other and unknown modes	(D)	(D)	(D)	—	—	—	—	—	—
STCC 48, WASTE HAZARDOUS MATERIALS OR WASTE HAZARDOUS SUBSTANCES									
Total	14	56	97	6	19	41	(S)	—	(S)
Single Modes									
Parcel, U.S. Postal Service, or courier	—	—	—	(D)	(D)	(D)	—	—	—
Private truck	(D)	(D)	(D)	(D)	(D)	(D)	—	—	—
For-hire truck	5	(S)	(S)	(D)	(D)	(D)	—	—	(S)
Air	—	—	—	—	—	—	—	—	—
Rail	(S)	48	84	(D)	(D)	(D)	—	—	—
Inland water	—	—	—	—	—	—	—	—	—
Great Lakes	—	—	—	—	—	—	—	—	—
Deep sea water	—	—	—	—	—	—	—	—	—
Pipeline ³	—	—	—	—	—	—	—	—	—

Table 9. Shipment Characteristics by Commodity and Mode of Transportation by Distance Shipped for the United States: 1993—Con.

[For explanation of terms and meaning of abbreviations and symbols, see introductory text. Detail may not add to total because of rounding]

STCC code, description, and mode of transportation	1,000 to 1,499 miles ¹			1,500 to 1,999 miles ¹			2,000 miles or more ¹		
	Value (million dollars)	Tons (thousands)	Ton-miles ² (millions)	Value (million dollars)	Tons (thousands)	Ton-miles ² (millions)	Value (million dollars)	Tons (thousands)	Ton-miles ² (millions)
STCC 48, WASTE HAZARDOUS MATERIALS OR WASTE HAZARDOUS SUBSTANCES—Con.									
Multiple Modes									
Private truck and for-hire truck	—	—	—	—	—	—	—	—	—
Truck and air	(D)	(D)	(D)	(D)	(D)	(D)	—	—	—
Truck and rail	(D)	(D)	(D)	(D)	(D)	(D)	—	—	—
Truck and water	—	—	—	—	—	—	—	—	—
Truck and pipeline ³	—	—	—	—	—	—	—	—	—
Rail and water	—	—	—	—	—	—	—	—	—
Inland water and Great Lakes	—	—	—	—	—	—	—	—	—
Inland water and deep sea	—	—	—	—	—	—	—	—	—
Other Modes									
Other and unknown modes	—	—	—	—	—	—	—	—	—
COMMODITY UNKNOWN									
Total	1 093	291	442	403	(S)	(S)	1 059	125	346
Single Modes									
Parcel, U.S. Postal Service, or courier	242	7	10	131	6	12	312	6	15
Private truck	(S)	17	23	(S)	(S)	(S)	33	(S)	(S)
For-hire truck	431	64	91	169	40	79	(S)	39	(S)
Air	(S)	(S)	(S)	—	—	—	(S)	—	(S)
Rail	86	(S)	(S)	(S)	(S)	(S)	(S)	(S)	(S)
Inland water	—	—	—	—	—	—	—	—	—
Great Lakes	—	—	—	—	—	—	—	—	—
Deep sea water	—	—	—	—	—	—	—	—	—
Pipeline ³	—	—	—	—	—	—	—	—	—
Multiple Modes									
Private truck and for-hire truck	—	—	—	—	—	—	—	—	—
Truck and air	88	2	4	14	—	1	25	(S)	(S)
Truck and rail	(S)	—	(S)	—	—	—	—	(S)	(S)
Truck and water	—	—	—	—	—	—	(S)	(S)	(S)
Truck and pipeline ³	—	—	—	—	—	—	—	—	—
Rail and water	—	—	—	—	—	—	—	—	—
Inland water and Great Lakes	—	—	—	—	—	—	—	—	—
Inland water and deep sea	(S)	(S)	(S)	—	—	—	(S)	(S)	(S)
Other Modes									
Other and unknown modes	47	(S)	(S)	10	(S)	(S)	(S)	22	59

Note: "Deep sea water" as a single mode describes shipments moving only on the open waters of the oceans or the Gulf of Mexico. Most shipments moving primarily on the open ocean are tabulated under "Inland water and deep sea."

— Represents zero or less than 1 unit of measure.

(D) Denotes figures withheld to avoid disclosing data for individual companies.

(S) Data do not meet publications standards due to high sampling variability or other reasons. Some unpublished estimates can be derived by subtracting published data from their respective totals. However, the figures obtained by such subtraction are subject to these same limitations.

¹Based on Great Circle Distance.

²Average miles and ton-miles are based on the estimated distance traveled, not on Great Circle Distance. See the "Mileage Calculations" section of this report for further explanation. Calculation of average miles per shipment excludes shipments of STCC 27, Printed Matter. See "About the Data" section of this report for further explanation.

³CFS data for pipelines exclude most shipments of crude oil. See "About the Data" section for details of CFS coverage.

Table 10. **Shipment Characteristics by Commodity and Mode of Transportation by Shipment Size for the United States: 1993**

[For explanation of terms and meaning of abbreviations and symbols, see introductory text. Detail may not add to total because of rounding]

STCC code, description, and mode of transportation	Total, all sizes				Less than 50 lb			
	Value (million dollars)	Tons (thousands)	Ton-miles ¹ (millions)	Average miles per shipment ¹	Value (million dollars)	Tons (thousands)	Ton-miles ¹ (millions)	Average miles per shipment ¹
ALL COMMODITIES								
Total	5 846 334	9 688 493	2 420 915	424	591 779	21 783	8 647	539
Single Modes								
Parcel, U.S. Postal Service, or courier	563 277	18 892	13 151	734	374 903	9 378	6 714	739
Private truck	1 755 837	3 543 513	235 897	52	101 000	8 850	347	42
For-hire truck	2 625 093	2 808 279	629 000	472	42 145	1 718	582	496
Air	5 200	148	139	1 180	2 019	12	15	1 211
Rail	247 394	1 544 148	942 561	766	(S)	2	1	318
Inland water	40 707	362 454	164 371	(S)	—	—	—	—
Great Lakes	1 173	33 041	12 395	534	—	—	—	—
Deep sea water	67	(S)	(S)	(S)	—	—	—	(S)
Pipeline ²	89 849	483 645	(S)	(S)	—	—	—	(S)
Multiple Modes								
Private truck and for-hire truck	22 565	34 123	4 639	197	285	92	4	151
Truck and air	133 887	2 991	3 870	1 423	48 795	533	845	1 422
Truck and rail	83 082	40 624	37 675	1 403	(S)	—	1	1 505
Truck and water	9 392	67 995	40 610	1 417	20	1	1	941
Truck and pipeline ²	349	(S)	(S)	(S)	—	—	—	—
Rail and water	3 636	79 222	70 219	627	—	—	—	—
Inland water and Great Lakes	2 448	13 501	(S)	(S)	—	—	—	—
Inland water and deep sea	19 682	109 916	95 215	1 903	—	—	—	—
Other Modes								
Other and unknown modes	242 691	544 335	96 972	229	22 469	1 197	137	216
STCC 01, FARM PRODUCTS								
Total	142 442	636 630	276 260	220	2 206	306	80	396
Single Modes								
Parcel, U.S. Postal Service, or courier	976	98	91	913	668	61	57	919
Private truck	50 318	127 012	12 297	45	1 099	223	8	34
For-hire truck	46 666	173 654	37 297	442	81	14	11	694
Air	(S)	(S)	(S)	(S)	(D)	(D)	(D)	(D)
Rail	20 697	174 949	118 336	689	(S)	—	—	(S)
Inland water	9 860	80 974	72 617	888	—	—	—	—
Great Lakes	(S)	(S)	(S)	(S)	—	—	—	—
Deep sea water	—	—	—	—	—	—	—	—
Pipeline ²	—	—	—	—	—	—	—	—
Multiple Modes								
Private truck and for-hire truck	312	1 671	215	(S)	1	—	—	52
Truck and air	560	61	137	1 698	(S)	3	5	1 625
Truck and rail	772	1 033	1 148	1 228	(D)	(D)	(D)	(D)
Truck and water	184	(S)	462	772	(D)	(D)	(D)	(D)
Truck and pipeline ²	—	—	—	—	—	—	—	—
Rail and water	(S)	(S)	(S)	(S)	—	—	—	—
Inland water and Great Lakes	(S)	(S)	(S)	(S)	—	—	—	—
Inland water and deep sea	(S)	(S)	(S)	(S)	—	—	—	—
Other Modes								
Other and unknown modes	10 136	60 751	14 261	150	29	5	—	(S)
STCC 08, FOREST PRODUCTS								
Total	1 700	30 520	3 635	222	7	1	—	354
Single Modes								
Parcel, U.S. Postal Service, or courier	(D)	(D)	(D)	(D)	(D)	(D)	(D)	(D)
Private truck	(D)	(D)	(D)	(D)	(D)	(D)	(D)	(D)
For-hire truck	751	12 268	2 132	393	(S)	—	—	(S)
Air	—	—	—	—	—	—	—	—
Rail	(D)	(D)	(D)	(D)	—	—	—	—
Inland water	—	—	—	—	—	—	—	—
Great Lakes	—	—	—	—	—	—	—	—
Deep sea water	—	—	—	—	—	—	—	—
Pipeline ²	—	—	—	—	—	—	—	—
Multiple Modes								
Private truck and for-hire truck	—	(S)	(S)	(S)	—	—	—	—
Truck and air	(S)	—	(S)	(S)	(D)	(D)	(D)	(D)
Truck and rail	(S)	(S)	(S)	(S)	—	—	—	—
Truck and water	—	(S)	(S)	(S)	—	—	—	—
Truck and pipeline ²	—	—	—	—	—	—	—	—
Rail and water	—	—	—	—	—	—	—	—
Inland water and Great Lakes	—	—	—	—	—	—	—	—
Inland water and deep sea	(S)	(S)	(S)	(S)	—	—	—	—

Table 10. **Shipment Characteristics by Commodity and Mode of Transportation by Shipment Size for the United States: 1993—Con.**

[For explanation of terms and meaning of abbreviations and symbols, see introductory text. Detail may not add to total because of rounding]

STCC code, description, and mode of transportation	Total, all sizes				Less than 50 lb			
	Value (million dollars)	Tons (thousands)	Ton-miles ¹ (millions)	Average miles per shipment ¹	Value (million dollars)	Tons (thousands)	Ton-miles ¹ (millions)	Average miles per shipment ¹
STCC 08, FOREST PRODUCTS—Con.								
Other Modes								
Other and unknown modes	(S)	774	213	457	(D)	(D)	(D)	(D)
STCC 09, FRESH FISH OR OTHER MARINE PRODUCTS								
Total	11 062	2 995	1 746	159	810	71	7	117
Single Modes								
Parcel, U.S. Postal Service, or courier	(D)	(D)	(D)	(D)	(S)	(S)	2	580
Private truck	6 002	1 432	309	58	656	62	2	30
For-hire truck	2 692	757	542	441	15	1	1	371
Air	(D)	(D)	(D)	(D)	—	—	—	(S)
Rail	(S)	(S)	(S)	(S)	—	—	—	—
Inland water	(S)	(S)	(S)	(S)	—	—	—	—
Great Lakes	—	—	—	—	—	—	—	—
Deep sea water	(S)	(S)	(S)	(S)	—	—	—	—
Pipeline ²	—	—	—	—	—	—	—	—
Multiple Modes								
Private truck and for-hire truck	(D)	(D)	(D)	(D)	(S)	—	—	(S)
Truck and air	343	52	97	1 376	16	1	(S)	(S)
Truck and rail	(D)	(D)	(D)	(D)	—	—	—	—
Truck and water	(D)	(D)	(D)	(D)	—	—	—	—
Truck and pipeline ²	—	—	—	—	—	—	—	—
Rail and water	—	—	—	—	—	—	—	—
Inland water and Great Lakes	—	—	—	—	—	—	—	—
Inland water and deep sea	(S)	(S)	300	2 079	—	—	—	—
Other Modes								
Other and unknown modes	960	381	213	316	(S)	(S)	(S)	(S)
STCC 10, METALLIC ORES								
Total	20 278	149 562	36 895	358	1 145	1	1	505
Single Modes								
Parcel, U.S. Postal Service, or courier	831	2	1	595	566	1	1	601
Private truck	(D)	(D)	(D)	(D)	10	—	—	(S)
For-hire truck	13 057	6 548	840	250	509	—	—	280
Air	—	—	—	—	(S)	—	—	—
Rail	2 802	53 059	11 973	436	—	—	—	—
Inland water	(S)	(S)	(S)	(S)	—	—	—	—
Great Lakes	(S)	(S)	(S)	(S)	—	—	—	—
Deep sea water	—	—	—	—	—	—	—	—
Pipeline ²	—	—	—	—	—	—	—	—
Multiple Modes								
Private truck and for-hire truck	—	—	—	—	—	—	—	—
Truck and air	1 451	1	1	1 564	(S)	—	—	(S)
Truck and rail	(D)	(D)	(D)	(D)	(S)	—	—	(S)
Truck and water	(D)	(D)	(D)	(D)	—	—	—	—
Truck and pipeline ²	—	—	—	—	—	—	—	—
Rail and water	(S)	(S)	(S)	(S)	—	—	—	—
Inland water and Great Lakes	(D)	(D)	(D)	(D)	—	—	—	—
Inland water and deep sea	(D)	(D)	(D)	(D)	—	—	—	—
Other Modes								
Other and unknown modes	(S)	66 568	(S)	(S)	(S)	—	—	(S)
STCC 11, COAL								
Total	23 449	1 129 945	487 791	86	—	—	—	(S)
Single Modes								
Parcel, U.S. Postal Service, or courier	(D)	(D)	(D)	(D)	—	—	—	—
Private truck	(D)	(D)	(D)	(D)	—	—	—	(S)
For-hire truck	3 784	194 287	7 241	38	—	—	—	—
Air	—	—	—	—	—	—	—	—
Rail	12 290	631 055	393 128	297	—	—	—	—
Inland water	1 688	53 770	19 846	441	—	—	—	—
Great Lakes	—	—	—	—	—	—	—	—
Deep sea water	—	—	—	—	—	—	—	—
Pipeline ²	—	—	—	—	—	—	—	—

Table 10. **Shipment Characteristics by Commodity and Mode of Transportation by Shipment Size for the United States: 1993—Con.**

[For explanation of terms and meaning of abbreviations and symbols, see introductory text. Detail may not add to total because of rounding]

STCC code, description, and mode of transportation	Total, all sizes				Less than 50 lb			
	Value (million dollars)	Tons (thousands)	Ton-miles ¹ (millions)	Average miles per shipment ¹	Value (million dollars)	Tons (thousands)	Ton-miles ¹ (millions)	Average miles per shipment ¹
STCC 11, COAL—Con.								
Multiple Modes								
Private truck and for-hire truck	(D)	(D)	(D)	(D)	—	—	—	—
Truck and air	—	—	—	—	—	—	—	—
Truck and rail	(D)	(D)	(D)	(D)	—	—	—	—
Truck and water	572	19 682	7 695	430	—	—	—	—
Truck and pipeline ²	—	—	—	—	—	—	—	—
Rail and water	(D)	(D)	(D)	(D)	—	—	—	—
Inland water and Great Lakes	(D)	(D)	(D)	(D)	—	—	—	—
Inland water and deep sea	16	636	1 065	1 662	—	—	—	—
Other Modes								
Other and unknown modes	2 905	143 277	9 254	28	—	—	—	(S)
STCC 13, CRUDE PETROLEUM, NATURAL GAS, OR GASOLINE								
Total	(S)	(S)	(S)	(S)	(S)	(S)	—	(S)
Single Modes								
Parcel, U.S. Postal Service, or courier	—	—	—	(S)	(D)	(D)	(D)	(D)
Private truck	(S)	(S)	(S)	(S)	(S)	(S)	—	(S)
For-hire truck	(S)	(S)	(S)	(S)	(D)	(D)	(D)	(D)
Air	—	—	—	—	—	—	—	—
Rail	(S)	(S)	(S)	(S)	—	—	—	—
Inland water	(D)	(D)	(D)	(D)	—	—	—	—
Great Lakes	—	—	—	—	—	—	—	—
Deep sea water	—	—	—	—	—	—	—	—
Pipeline ²	(S)	(S)	(S)	(S)	(D)	(D)	(D)	(D)
Multiple Modes								
Private truck and for-hire truck	(S)	(S)	(S)	(S)	—	—	—	—
Truck and air	—	—	—	—	—	—	—	—
Truck and rail	—	—	—	—	—	—	—	—
Truck and water	(D)	(D)	(D)	(D)	—	—	—	—
Truck and pipeline ²	(D)	(D)	(D)	(D)	—	—	—	—
Rail and water	—	—	—	—	—	—	—	—
Inland water and Great Lakes	—	—	—	—	—	—	—	—
Inland water and deep sea	(D)	(D)	(D)	(D)	—	—	—	—
Other Modes								
Other and unknown modes	(S)	(S)	(S)	(S)	(D)	(D)	(D)	(D)
STCC 14, NONMETALLIC MINERALS								
Total	20 695	1 786 381	155 417	112	121	153	(S)	(S)
Single Modes								
Parcel, U.S. Postal Service, or courier	(S)	14	(S)	(S)	(S)	(S)	(S)	(S)
Private truck	9 657	915 906	38 957	36	58	143	2	13
For-hire truck	6 094	588 275	31 226	55	1	—	—	(S)
Air	—	—	—	—	—	—	—	—
Rail	3 218	144 925	42 944	457	—	—	—	—
Inland water	565	37 610	14 828	293	—	—	—	—
Great Lakes	(D)	(D)	(D)	(D)	—	—	—	—
Deep sea water	—	—	—	(S)	—	—	—	—
Pipeline ²	—	—	—	—	—	—	—	—
Multiple Modes								
Private truck and for-hire truck	40	4 107	232	55	—	—	—	(S)
Truck and air	(S)	(S)	(S)	(S)	(S)	—	—	2 065
Truck and rail	(D)	(D)	(D)	(D)	—	—	—	—
Truck and water	33	9 642	7 167	623	—	—	—	—
Truck and pipeline ²	—	—	—	—	—	—	—	—
Rail and water	(D)	(D)	(D)	(D)	—	—	—	—
Inland water and Great Lakes	(D)	(D)	(D)	(D)	—	—	—	—
Inland water and deep sea	(S)	(S)	(S)	(S)	—	—	—	—
Other Modes								
Other and unknown modes	642	51 035	5 862	89	—	—	—	(S)

Table 10. **Shipment Characteristics by Commodity and Mode of Transportation by Shipment Size for the United States: 1993—Con.**

[For explanation of terms and meaning of abbreviations and symbols, see introductory text. Detail may not add to total because of rounding]

STCC code, description, and mode of transportation	Total, all sizes				Less than 50 lb			
	Value (million dollars)	Tons (thousands)	Ton-miles ¹ (millions)	Average miles per shipment ¹	Value (million dollars)	Tons (thousands)	Ton-miles ¹ (millions)	Average miles per shipment ¹
STCC 19, ORDNANCE OR ACCESSORIES								
Total	17 174	663	629	919	1 568	20	17	945
Single Modes								
Parcel, U.S. Postal Service, or courier	1 824	34	27	939	1 256	18	15	962
Private truck	1 230	(S)	(S)	(S)	71	1	—	126
For-hire truck	12 415	404	405	952	81	1	1	868
Air	(D)	(D)	(D)	(D)	(D)	(D)	(D)	(D)
Rail	1 090	117	160	1 230	(D)	(D)	(D)	(D)
Inland water	—	—	—	—	—	—	—	—
Great Lakes	—	—	—	—	—	—	—	—
Deep sea water	—	—	—	—	—	—	—	—
Pipeline ²	—	—	—	—	—	—	—	—
Multiple Modes								
Private truck and for-hire truck	(S)	—	—	(S)	—	—	—	—
Truck and air	(D)	(D)	(D)	(D)	112	—	1	1 738
Truck and rail	(S)	(S)	(S)	(S)	—	—	—	—
Truck and water	(S)	(S)	(S)	(S)	—	—	—	—
Truck and pipeline ²	—	—	—	—	—	—	—	—
Rail and water	—	—	—	—	—	—	—	—
Inland water and Great Lakes	—	—	—	—	—	—	—	—
Inland water and deep sea	—	—	—	—	—	—	—	—
Other Modes								
Other and unknown modes	(D)	(D)	(D)	(D)	45	1	(S)	(S)
STCC 20, FOOD OR KINDRED PRODUCTS								
Total	856 884	859 764	270 984	102	(D)	(D)	(D)	(D)
Single Modes								
Parcel, U.S. Postal Service, or courier	2 283	347	169	804	(D)	(D)	(D)	(D)
Private truck	500 579	472 536	50 072	49	(D)	(D)	(D)	(D)
For-hire truck	300 969	270 626	123 573	406	(D)	(D)	(D)	(D)
Air	(D)	(D)	(D)	(D)	(D)	(D)	(D)	(D)
Rail	29 559	75 849	72 036	1 059	(D)	(D)	(D)	(D)
Inland water	1 617	8 483	4 674	733	—	—	—	—
Great Lakes	—	—	—	—	—	—	—	—
Deep sea water	(S)	(S)	(S)	(S)	—	—	—	—
Pipeline ²	—	—	—	—	—	—	—	—
Multiple Modes								
Private truck and for-hire truck	1 571	1 480	332	(S)	(D)	(D)	(D)	(D)
Truck and air	242	42	86	1 712	(D)	(D)	(D)	(D)
Truck and rail	2 636	1 913	3 190	719	(D)	(D)	(D)	(D)
Truck and water	1 460	3 883	3 261	1 406	(D)	(D)	(D)	(D)
Truck and pipeline ²	—	—	—	—	—	—	—	—
Rail and water	(S)	(S)	(S)	(S)	—	—	—	—
Inland water and Great Lakes	(D)	(D)	(D)	(D)	—	—	—	—
Inland water and deep sea	1 838	3 841	5 020	2 297	—	—	—	—
Other Modes								
Other and unknown modes	14 020	20 206	7 623	79	(D)	(D)	(D)	(D)
STCC 21, TOBACCO PRODUCTS, EXCLUDING INSECTICIDES								
Total	60 640	3 225	931	146	3 621	97	11	175
Single Modes								
Parcel, U.S. Postal Service, or courier	(S)	18	17	1 218	(S)	6	7	1 267
Private truck	28 242	1 595	133	43	3 265	89	3	37
For-hire truck	26 872	1 417	658	370	(S)	(S)	—	(S)
Air	—	—	—	(S)	—	—	—	(S)
Rail	(S)	(S)	(S)	(S)	—	—	—	(S)
Inland water	—	—	—	—	—	—	—	—
Great Lakes	—	—	—	—	—	—	—	—
Deep sea water	—	—	—	—	—	—	—	—
Pipeline ²	—	—	—	—	—	—	—	—
Multiple Modes								
Private truck and for-hire truck	94	7	3	412	—	—	—	(S)
Truck and air	(D)	(D)	(D)	(D)	(S)	—	—	(S)
Truck and rail	(D)	(D)	(D)	(D)	—	—	—	(S)
Truck and water	(D)	(D)	(D)	(D)	—	—	—	—
Truck and pipeline ²	—	—	—	—	—	—	—	—
Rail and water	—	—	—	—	—	—	—	—
Inland water and Great Lakes	—	—	—	—	—	—	—	—
Inland water and deep sea	—	—	—	—	—	—	—	—

Table 10. **Shipment Characteristics by Commodity and Mode of Transportation by Shipment Size for the United States: 1993—Con.**

[For explanation of terms and meaning of abbreviations and symbols, see introductory text. Detail may not add to total because of rounding]

STCC code, description, and mode of transportation	Total, all sizes				Less than 50 lb			
	Value (million dollars)	Tons (thousands)	Ton-miles ¹ (millions)	Average miles per shipment ¹	Value (million dollars)	Tons (thousands)	Ton-miles ¹ (millions)	Average miles per shipment ¹
STCC 21, TOBACCO PRODUCTS, EXCLUDING INSECTICIDES—Con.								
Other Modes								
Other and unknown modes	(S)	(S)	3	(S)	32	1	—	28
STCC 22, TEXTILE MILL PRODUCTS								
Total	102 189	24 757	11 341	711	5 864	269	225	806
Single Modes								
Parcel, U.S. Postal Service, or courier	7 828	426	378	867	4 691	201	188	872
Private truck	33 053	9 045	1 722	127	329	24	2	79
For-hire truck	56 039	14 233	8 439	706	379	29	21	697
Air	(S)	(S)	(S)	(S)	(S)	(S)	(S)	(S)
Rail	(D)	(D)	(D)	(D)	(D)	(D)	(D)	(D)
Inland water	—	—	—	—	—	—	—	—
Great Lakes	—	—	—	—	—	—	—	—
Deep sea water	—	—	—	—	—	—	—	—
Pipeline ²	—	—	—	—	—	—	—	—
Multiple Modes								
Private truck and for-hire truck	555	162	71	659	1	—	—	752
Truck and air	533	20	29	1 544	216	6	9	1 551
Truck and rail	192	42	108	2 458	—	—	—	—
Truck and water	(S)	12	17	814	(D)	(D)	(D)	(D)
Truck and pipeline ²	—	—	—	—	—	—	—	—
Rail and water	—	—	—	—	—	—	—	—
Inland water and Great Lakes	—	—	—	—	—	—	—	—
Inland water and deep sea	(D)	(D)	(D)	(D)	—	—	—	—
Other Modes								
Other and unknown modes	3 614	651	291	273	(S)	(S)	2	245
STCC 23, APPAREL OR OTHER FINISHED TEXTILE PRODUCTS								
Total	291 203	15 128	9 967	925	38 156	1 002	903	942
Single Modes								
Parcel, U.S. Postal Service, or courier	44 973	1 382	1 221	940	31 270	799	730	944
Private truck	(D)	(D)	(D)	(D)	1 607	52	19	448
For-hire truck	184 015	9 814	6 858	967	4 132	126	128	1 035
Air	(S)	(S)	(S)	(S)	(S)	—	—	(S)
Rail	(S)	80	165	629	(S)	—	—	(S)
Inland water	(S)	—	—	(S)	—	—	—	—
Great Lakes	—	—	—	—	—	—	—	—
Deep sea water	(S)	—	—	(S)	(D)	(D)	(D)	(D)
Pipeline ²	—	—	—	—	—	—	—	—
Multiple Modes								
Private truck and for-hire truck	(D)	(D)	(D)	(D)	(D)	(D)	(D)	(D)
Truck and air	4 209	85	165	1 536	630	12	19	1 491
Truck and rail	641	52	122	2 631	(D)	(D)	(D)	(D)
Truck and water	(S)	(S)	(S)	(S)	(S)	—	—	(S)
Truck and pipeline ²	—	—	—	—	—	—	—	—
Rail and water	—	—	—	—	—	—	—	—
Inland water and Great Lakes	—	—	—	—	—	—	—	—
Inland water and deep sea	54	2	4	1 792	—	—	—	—
Other Modes								
Other and unknown modes	7 462	426	275	690	483	11	7	562
STCC 24, LUMBER OR WOOD PRODUCTS, EXCLUDING FURNITURE								
Total	126 662	663 351	120 669	227	1 919	136	49	424
Single Modes								
Parcel, U.S. Postal Service, or courier	1 811	159	102	691	1 024	55	37	699
Private truck	60 481	312 843	22 850	71	724	66	5	74
For-hire truck	48 019	270 263	57 721	312	129	11	6	444
Air	(S)	—	—	1 638	(S)	—	—	(S)
Rail	9 294	36 910	30 443	972	—	—	—	(S)
Inland water	(S)	(S)	(S)	(S)	—	—	—	—
Great Lakes	—	—	—	—	—	—	—	—
Deep sea water	—	—	—	—	—	—	—	—
Pipeline ²	—	—	—	—	—	—	—	—

Table 10. **Shipment Characteristics by Commodity and Mode of Transportation by Shipment Size for the United States: 1993—Con.**

[For explanation of terms and meaning of abbreviations and symbols, see introductory text. Detail may not add to total because of rounding]

STCC code, description, and mode of transportation	Total, all sizes				Less than 50 lb			
	Value (million dollars)	Tons (thousands)	Ton-miles ¹ (millions)	Average miles per shipment ¹	Value (million dollars)	Tons (thousands)	Ton-miles ¹ (millions)	Average miles per shipment ¹
STCC 24, LUMBER OR WOOD PRODUCTS, EXCLUDING FURNITURE—Con.								
Multiple Modes								
Private truck and for-hire truck	318	9 749	(S)	(S)	(D)	(D)	(D)	(D)
Truck and air	(D)	(D)	(D)	(D)	(D)	(D)	(D)	(D)
Truck and rail	939	1 672	2 394	1 641	(S)	—	—	(S)
Truck and water	129	219	294	1 921	—	—	—	(S)
Truck and pipeline ²	—	—	—	—	—	—	—	—
Rail and water	(D)	(D)	(D)	(D)	—	—	—	—
Inland water and Great Lakes	—	—	—	—	—	—	—	—
Inland water and deep sea	(D)	(D)	(D)	(D)	—	—	—	—
Other Modes								
Other and unknown modes	4 985	22 441	4 068	193	31	3	—	170
STCC 25, FURNITURE OR FIXTURES								
Total	69 471	16 568	9 789	547	2 603	204	142	583
Single Modes								
Parcel, U.S. Postal Service, or courier	2 485	321	292	877	1 369	120	118	874
Private truck	25 315	5 825	1 651	109	853	58	4	54
For-hire truck	39 214	9 726	6 817	699	315	23	17	642
Air	1	—	—	2 148	(D)	(D)	(D)	(D)
Rail	(D)	(D)	(D)	(D)	(D)	(D)	(D)	(D)
Inland water	(D)	(D)	(D)	(D)	—	—	—	—
Great Lakes	—	—	—	—	—	—	—	—
Deep sea water	—	—	—	(S)	—	—	—	—
Pipeline ²	—	—	—	—	—	—	—	—
Multiple Modes								
Private truck and for-hire truck	(S)	(S)	33	658	—	—	—	(S)
Truck and air	(D)	(D)	(D)	(D)	31	1	2	1 401
Truck and rail	73	21	30	1 625	—	—	—	(S)
Truck and water	(S)	(S)	(S)	(S)	—	—	—	(S)
Truck and pipeline ²	—	—	—	—	—	—	—	—
Rail and water	—	—	—	—	—	—	—	—
Inland water and Great Lakes	—	—	—	—	—	—	—	—
Inland water and deep sea	50	(S)	(S)	(S)	—	—	—	—
Other Modes								
Other and unknown modes	1 313	369	306	418	(D)	(D)	(D)	(D)
STCC 26, PULP, PAPER, OR ALLIED PRODUCTS								
Total	195 002	217 233	100 721	186	(D)	(D)	(D)	(D)
Single Modes								
Parcel, U.S. Postal Service, or courier	8 258	1 033	416	301	(D)	(D)	(D)	(D)
Private truck	60 483	61 100	7 143	34	(D)	(D)	(D)	(D)
For-hire truck	99 334	102 362	47 401	203	(D)	(D)	(D)	(D)
Air	(D)	(D)	(D)	(D)	(D)	(D)	(D)	(D)
Rail	19 766	44 146	37 695	870	(D)	(D)	(D)	(D)
Inland water	680	667	(S)	(S)	—	—	—	—
Great Lakes	—	—	—	—	—	—	—	—
Deep sea water	(S)	—	—	(S)	—	—	—	—
Pipeline ²	—	—	—	—	—	—	—	—
Multiple Modes								
Private truck and for-hire truck	241	(S)	45	(S)	(D)	(D)	(D)	(D)
Truck and air	(S)	(S)	(S)	(S)	(D)	(D)	(D)	(D)
Truck and rail	1 031	1 572	2 146	1 448	—	—	—	—
Truck and water	262	368	710	1 845	(D)	(D)	(D)	(D)
Truck and pipeline ²	—	—	—	—	—	—	—	—
Rail and water	(D)	(D)	(D)	(D)	—	—	—	—
Inland water and Great Lakes	—	—	—	—	—	—	—	—
Inland water and deep sea	186	283	666	1 540	—	—	—	—
Other Modes								
Other and unknown modes	4 239	5 195	3 969	(S)	(D)	(D)	(D)	(D)

Table 10. **Shipment Characteristics by Commodity and Mode of Transportation by Shipment Size for the United States: 1993—Con.**

[For explanation of terms and meaning of abbreviations and symbols, see introductory text. Detail may not add to total because of rounding]

STCC code, description, and mode of transportation	Total, all sizes				Less than 50 lb			
	Value (million dollars)	Tons (thousands)	Ton-miles ¹ (millions)	Average miles per shipment ¹	Value (million dollars)	Tons (thousands)	Ton-miles ¹ (millions)	Average miles per shipment ¹
STCC 27, PRINTED MATTER								
Total	(S)	(S)	(S)	(S)	(S)	(S)	(S)	(S)
Single Modes								
Parcel, U.S. Postal Service, or courier	(S)	(S)	(S)	(S)	(S)	(S)	(S)	(S)
Private truck	(S)	(S)	(S)	(S)	(S)	(S)	(S)	(S)
For-hire truck	(S)	(S)	(S)	(S)	(S)	(S)	(S)	(S)
Air	(S)	(S)	(S)	(S)	(S)	(S)	(S)	(S)
Rail	(S)	(S)	(S)	(S)	—	—	—	(S)
Inland water	—	—	—	—	—	—	—	—
Great Lakes	—	—	—	—	—	—	—	—
Deep sea water	—	—	—	—	—	—	—	—
Pipeline ²	—	—	—	—	—	—	—	—
Multiple Modes								
Private truck and for-hire truck	(S)	(S)	(S)	(S)	(S)	(S)	(S)	(S)
Truck and air	(S)	(S)	(S)	(S)	(S)	(S)	(S)	(S)
Truck and rail	(S)	(S)	(S)	(S)	—	—	—	—
Truck and water	(S)	(S)	(S)	(S)	—	—	—	—
Truck and pipeline ²	—	—	—	—	—	—	—	—
Rail and water	—	—	—	—	—	—	—	—
Inland water and Great Lakes	—	—	—	—	—	—	—	—
Inland water and deep sea	(S)	—	—	(S)	—	—	—	—
Other Modes								
Other and unknown modes	(S)	(S)	(S)	(S)	(S)	(S)	(S)	(S)
STCC 28, CHEMICALS OR ALLIED PRODUCTS								
Total	532 907	545 405	236 856	349	57 601	1 094	363	426
Single Modes								
Parcel, U.S. Postal Service, or courier	40 131	1 135	577	621	26 031	518	277	635
Private truck	137 978	157 033	17 023	56	19 137	439	24	52
For-hire truck	260 437	153 503	57 263	397	6 419	82	25	272
Air	399	(S)	(S)	(S)	264	1	2	1 151
Rail	49 912	130 262	113 134	863	(S)	—	—	(S)
Inland water	6 139	25 799	15 587	(S)	—	—	—	—
Great Lakes	—	—	—	—	—	—	—	—
Deep sea water	—	—	—	—	—	—	—	—
Pipeline ²	4 654	24 330	(S)	(S)	—	—	—	—
Multiple Modes								
Private truck and for-hire truck	1 987	2 851	(S)	(S)	(S)	(S)	—	(S)
Truck and air	9 724	358	271	1 177	5 015	25	31	1 153
Truck and rail	4 275	2 075	3 393	1 560	—	—	—	(S)
Truck and water	1 003	3 460	3 088	1 464	2	—	—	883
Truck and pipeline ²	(D)	(D)	(D)	(D)	—	—	—	—
Rail and water	(S)	(S)	(S)	(S)	—	—	—	—
Inland water and Great Lakes	(D)	(D)	(D)	(D)	—	—	—	—
Inland water and deep sea	1 420	10 886	11 812	1 590	—	—	—	—
Other Modes								
Other and unknown modes	14 658	32 915	11 210	212	640	27	3	149
STCC 29, PETROLEUM OR COAL PRODUCTS								
Total	359 471	1 885 833	287 081	101	455	126	(S)	(S)
Single Modes								
Parcel, U.S. Postal Service, or courier	340	68	33	1 525	185	22	(S)	(S)
Private truck	142 043	595 105	24 851	28	228	84	2	19
For-hire truck	72 065	397 583	30 022	95	24	7	1	129
Air	—	—	—	(S)	(D)	(D)	(D)	(D)
Rail	12 888	136 245	47 560	535	—	—	—	(S)
Inland water	16 403	116 044	22 810	(S)	—	—	—	—
Great Lakes	(D)	(D)	(D)	(D)	—	—	—	—
Deep sea water	—	—	—	—	—	—	—	—
Pipeline ²	81 035	424 684	(S)	(S)	(D)	(D)	(D)	(D)
Multiple Modes								
Private truck and for-hire truck	(S)	(S)	635	82	—	—	—	(S)
Truck and air	9	4	3	1 104	(D)	(D)	(D)	(D)
Truck and rail	136	(S)	603	(S)	—	—	—	—
Truck and water	3 068	(S)	(S)	(S)	—	—	—	—
Truck and pipeline ²	(S)	(S)	(S)	(S)	—	—	—	—
Rail and water	(D)	(D)	(D)	(D)	—	—	—	—
Inland water and Great Lakes	(S)	(S)	(S)	(S)	—	—	—	—
Inland water and deep sea	13 326	79 363	61 435	988	—	—	—	—

Table 10. **Shipment Characteristics by Commodity and Mode of Transportation by Shipment Size for the United States: 1993—Con.**

[For explanation of terms and meaning of abbreviations and symbols, see introductory text. Detail may not add to total because of rounding]

STCC code, description, and mode of transportation	Total, all sizes				Less than 50 lb			
	Value (million dollars)	Tons (thousands)	Ton-miles ¹ (millions)	Average miles per shipment ¹	Value (million dollars)	Tons (thousands)	Ton-miles ¹ (millions)	Average miles per shipment ¹
STCC 29, PETROLEUM OR COAL PRODUCTS—Con.								
Other Modes								
Other and unknown modes	12 214	83 012	15 801	58	16	12	—	25
STCC 30, RUBBER OR MISCELLANEOUS PLASTICS PRODUCTS								
Total	175 267	52 349	25 528	466	(D)	(D)	(D)	(D)
Single Modes								
Parcel, U.S. Postal Service, or courier	13 944	904	618	777	(D)	(D)	(D)	(D)
Private truck	45 744	16 581	2 847	65	(D)	(D)	(D)	(D)
For-hire truck	106 368	32 427	19 388	560	(D)	(D)	(D)	(D)
Air	16	1	1	923	(D)	(D)	(D)	(D)
Rail	2 849	859	1 105	1 294	(D)	(D)	(D)	(D)
Inland water	—	—	—	—	—	—	—	—
Great Lakes	—	—	—	—	—	—	—	—
Deep sea water	1	—	—	162	—	—	—	—
Pipeline ²	—	—	—	—	—	—	—	—
Multiple Modes								
Private truck and for-hire truck	187	61	26	242	(D)	(D)	(D)	(D)
Truck and air	849	49	65	1 404	(D)	(D)	(D)	(D)
Truck and rail	(S)	(S)	(S)	(S)	(D)	(D)	(D)	(D)
Truck and water	90	42	99	1 548	(D)	(D)	(D)	(D)
Truck and pipeline ²	—	—	—	—	—	—	—	—
Rail and water	—	—	—	—	—	—	—	—
Inland water and Great Lakes	—	—	—	—	—	—	—	—
Inland water and deep sea	39	13	20	1 630	—	—	—	—
Other Modes								
Other and unknown modes	3 794	928	511	133	(D)	(D)	(D)	(D)
STCC 31, LEATHER OR LEATHER PRODUCTS								
Total	50 645	2 401	2 182	941	4 364	126	131	938
Single Modes								
Parcel, U.S. Postal Service, or courier	6 669	231	231	940	3 538	103	103	937
Private truck	7 461	539	246	334	141	4	1	216
For-hire truck	32 440	1 459	1 379	978	443	14	15	1 016
Air	(S)	(S)	(S)	(S)	(S)	—	—	(S)
Rail	(S)	(S)	(S)	(S)	(D)	(D)	(D)	(D)
Inland water	—	—	—	—	—	—	—	—
Great Lakes	—	—	—	—	—	—	—	—
Deep sea water	—	—	—	—	—	—	—	—
Pipeline ²	—	—	—	—	—	—	—	—
Multiple Modes								
Private truck and for-hire truck	(S)	(S)	—	(S)	—	—	—	—
Truck and air	361	10	17	1 564	62	1	2	1 524
Truck and rail	(S)	(S)	(S)	(S)	—	—	—	—
Truck and water	(S)	(S)	(S)	(S)	(D)	(D)	(D)	(D)
Truck and pipeline ²	—	—	—	—	—	—	—	—
Rail and water	—	—	—	—	—	—	—	—
Inland water and Great Lakes	—	—	—	—	—	—	—	—
Inland water and deep sea	(S)	—	(S)	(S)	—	—	—	—
Other Modes								
Other and unknown modes	2 785	108	157	1 277	(S)	(S)	(S)	(S)
STCC 32, CLAY, CONCRETE, GLASS, OR STONE PRODUCTS								
Total	91 365	799 481	84 032	349	5 861	303	175	633
Single Modes								
Parcel, U.S. Postal Service, or courier	5 731	371	293	845	3 898	168	140	849
Private truck	(D)	(D)	(D)	(D)	1 174	94	6	63
For-hire truck	40 667	179 549	35 407	454	491	28	20	682
Air	(D)	(D)	(D)	(D)	(S)	—	—	1 346
Rail	2 216	29 662	17 274	642	—	—	—	(S)
Inland water	328	(S)	7 526	412	—	—	—	—
Great Lakes	79	2 214	723	336	—	—	—	—
Deep sea water	—	—	—	—	—	—	—	—
Pipeline ²	(S)	(S)	—	(S)	—	—	—	—

Table 10. **Shipment Characteristics by Commodity and Mode of Transportation by Shipment Size for the United States: 1993—Con.**

[For explanation of terms and meaning of abbreviations and symbols, see introductory text. Detail may not add to total because of rounding]

STCC code, description, and mode of transportation	Total, all sizes				Less than 50 lb			
	Value (million dollars)	Tons (thousands)	Ton-miles ¹ (millions)	Average miles per shipment ¹	Value (million dollars)	Tons (thousands)	Ton-miles ¹ (millions)	Average miles per shipment ¹
STCC 32, CLAY, CONCRETE, GLASS, OR STONE PRODUCTS—Con.								
Multiple Modes								
Private truck and for-hire truck	(D)	(D)	(D)	(D)	—	—	—	(S)
Truck and air	(D)	(D)	(D)	(D)	96	2	3	1 431
Truck and rail	(D)	(D)	(D)	(D)	—	—	—	(S)
Truck and water	(D)	(D)	(D)	(D)	—	—	—	(S)
Truck and pipeline ²	—	—	—	—	—	—	—	—
Rail and water	(S)	(S)	—	(S)	—	—	—	—
Inland water and Great Lakes	—	—	—	—	—	—	—	—
Inland water and deep sea	(D)	(D)	(D)	(D)	—	—	—	—
Other Modes								
Other and unknown modes	2 245	10 948	3 003	401	199	9	(S)	(S)
STCC 33, PRIMARY METAL PRODUCTS								
Total	228 610	266 409	97 266	275	7 349	325	98	331
Single Modes								
Parcel, U.S. Postal Service, or courier	6 206	377	185	525	3 626	135	66	522
Private truck	60 781	69 852	9 238	64	2 462	148	6	37
For-hire truck	131 382	144 296	49 313	471	826	28	19	684
Air	36	2	3	1 234	8	—	—	1 212
Rail	20 267	41 255	31 198	794	—	—	—	608
Inland water	906	2 679	2 157	889	—	—	—	—
Great Lakes	—	—	—	—	—	—	—	—
Deep sea water	—	—	—	(S)	(D)	(D)	(D)	(D)
Pipeline ²	—	—	—	—	—	—	—	—
Multiple Modes								
Private truck and for-hire truck	362	416	109	174	(D)	(D)	(D)	(D)
Truck and air	(S)	(D)	(D)	(D)	257	3	5	1 837
Truck and rail	(D)	(S)	1 339	1 358	(D)	(D)	(D)	(D)
Truck and water	316	621	788	1 433	(D)	(D)	(D)	(D)
Truck and pipeline ²	—	—	—	—	—	—	—	—
Rail and water	(D)	(D)	(D)	(D)	—	—	—	—
Inland water and Great Lakes	(S)	(S)	(S)	(S)	—	—	—	—
Inland water and deep sea	(S)	(S)	(S)	(S)	—	—	—	—
Other Modes								
Other and unknown modes	4 491	4 513	1 720	143	169	11	1	91
STCC 34, FABRICATED METAL PRODUCTS								
Total	237 316	84 895	30 489	395	(D)	(D)	(D)	(D)
Single Modes								
Parcel, U.S. Postal Service, or courier	30 046	1 333	804	601	(D)	(D)	(D)	(D)
Private truck	70 456	30 694	4 337	63	(D)	(D)	(D)	(D)
For-hire truck	122 067	46 780	21 247	548	(D)	(D)	(D)	(D)
Air	85	2	3	1 339	(D)	(D)	(D)	(D)
Rail	3 920	2 922	2 028	680	(D)	(D)	(D)	(D)
Inland water	296	384	(S)	(S)	—	—	—	—
Great Lakes	—	—	—	—	—	—	—	—
Deep sea water	(S)	—	—	(S)	—	—	—	—
Pipeline ²	—	—	—	—	—	—	—	—
Multiple Modes								
Private truck and for-hire truck	257	146	32	298	(D)	(D)	(D)	(D)
Truck and air	2 182	78	108	1 424	(D)	(D)	(D)	(D)
Truck and rail	574	284	348	1 181	(D)	(D)	(D)	(D)
Truck and water	(D)	(D)	(D)	(D)	(D)	(D)	(D)	(D)
Truck and pipeline ²	—	—	—	—	—	—	—	—
Rail and water	—	—	—	—	—	—	—	—
Inland water and Great Lakes	—	—	—	—	—	—	—	—
Inland water and deep sea	(D)	(D)	(D)	(D)	—	—	—	—
Other Modes								
Other and unknown modes	7 217	2 184	1 082	231	(D)	(D)	(D)	(D)

Table 10. **Shipment Characteristics by Commodity and Mode of Transportation by Shipment Size for the United States: 1993—Con.**

[For explanation of terms and meaning of abbreviations and symbols, see introductory text. Detail may not add to total because of rounding]

STCC code, description, and mode of transportation	Total, all sizes				Less than 50 lb			
	Value (million dollars)	Tons (thousands)	Ton-miles ¹ (millions)	Average miles per shipment ¹	Value (million dollars)	Tons (thousands)	Ton-miles ¹ (millions)	Average miles per shipment ¹
STCC 35, MACHINERY, EXCLUDING ELECTRICAL								
Total	442 770	34 180	19 112	519	82 844	1 311	670	517
Single Modes								
Parcel, U.S. Postal Service, or courier	89 578	1 763	1 099	567	56 818	876	511	559
Private truck	68 637	9 719	1 923	60	9 955	240	12	46
For-hire truck	231 330	20 110	13 587	572	4 103	70	28	366
Air	496	8	11	1 316	130	1	2	1 333
Rail	5 683	526	664	1 035	(S)	—	—	492
Inland water	(S)	(S)	(S)	(S)	—	—	—	—
Great Lakes	—	—	—	—	—	—	—	—
Deep sea water	(S)	—	—	(S)	—	—	—	—
Pipeline ²	—	—	—	—	—	—	—	—
Multiple Modes								
Private truck and for-hire truck	194	32	(S)	(S)	6	—	—	(S)
Truck and air	25 395	504	555	1 528	7 517	68	102	1 530
Truck and rail	897	146	198	1 299	—	—	—	(S)
Truck and water	264	23	61	2 099	(S)	—	—	1 344
Truck and pipeline ²	—	—	—	—	—	—	—	—
Rail and water	—	—	—	—	—	—	—	—
Inland water and Great Lakes	—	—	—	—	—	—	—	—
Inland water and deep sea	41	4	14	3 494	—	—	—	—
Other Modes								
Other and unknown modes	20 230	1 339	981	248	4 303	55	16	229
STCC 36, ELECTRICAL MACHINERY, EQUIPMENT, OR SUPPLIES								
Total	411 030	30 156	19 591	660	101 927	1 166	709	690
Single Modes								
Parcel, U.S. Postal Service, or courier	97 703	1 388	1 042	791	65 824	724	551	793
Private truck	58 457	7 354	1 674	52	10 096	273	11	43
For-hire truck	187 850	18 648	13 150	674	6 999	70	47	643
Air	(D)	(D)	(D)	(D)	377	1	2	1 516
Rail	3 614	913	1 232	1 270	4	—	—	(S)
Inland water	—	—	—	—	—	—	—	—
Great Lakes	—	—	—	—	—	—	—	—
Deep sea water	—	—	—	(S)	—	—	—	(S)
Pipeline ²	—	—	—	—	—	—	—	—
Multiple Modes								
Private truck and for-hire truck	120	18	10	(S)	2	—	—	(S)
Truck and air	35 568	281	372	1 411	12 756	55	77	1 413
Truck and rail	1 287	337	639	1 964	(S)	—	—	(S)
Truck and water	133	33	82	1 736	(S)	—	—	(S)
Truck and pipeline ²	—	—	—	—	—	—	—	—
Rail and water	—	—	—	—	—	—	—	—
Inland water and Great Lakes	—	—	—	—	—	—	—	—
Inland water and deep sea	(D)	(D)	(D)	(D)	—	—	—	—
Other Modes								
Other and unknown modes	25 026	1 126	1 117	557	5 859	43	20	533
STCC 37, TRANSPORTATION EQUIPMENT								
Total	652 474	87 617	49 098	339	60 309	1 434	466	316
Single Modes								
Parcel, U.S. Postal Service, or courier	39 754	1 177	676	648	26 153	547	316	657
Private truck	99 039	16 101	3 583	36	13 673	658	23	23
For-hire truck	317 449	43 385	20 835	478	6 443	97	39	410
Air	2 118	(S)	44	884	815	(S)	3	911
Rail	37 708	9 528	8 418	849	(S)	—	—	(S)
Inland water	(D)	(D)	(D)	(D)	—	—	—	—
Great Lakes	—	—	—	—	—	—	—	—
Deep sea water	—	—	—	—	—	—	—	—
Pipeline ²	—	—	—	—	—	—	—	—
Multiple Modes								
Private truck and for-hire truck	(D)	(D)	(D)	(D)	12	—	—	(S)
Truck and air	26 700	264	317	1 312	9 219	57	71	1 311
Truck and rail	63 585	7 620	11 972	1 460	—	—	—	(S)
Truck and water	133	22	70	(S)	(S)	—	—	(S)
Truck and pipeline ²	—	—	—	—	—	—	—	—
Rail and water	—	—	—	—	—	—	—	—
Inland water and Great Lakes	—	—	—	—	—	—	—	—
Inland water and deep sea	396	58	(S)	(S)	—	—	—	—

Table 10. **Shipment Characteristics by Commodity and Mode of Transportation by Shipment Size for the United States: 1993—Con.**

[For explanation of terms and meaning of abbreviations and symbols, see introductory text. Detail may not add to total because of rounding]

STCC code, description, and mode of transportation	Total, all sizes				Less than 50 lb			
	Value (million dollars)	Tons (thousands)	Ton-miles ¹ (millions)	Average miles per shipment ¹	Value (million dollars)	Tons (thousands)	Ton-miles ¹ (millions)	Average miles per shipment ¹
STCC 37, TRANSPORTATION EQUIPMENT—Con.								
Other Modes								
Other and unknown modes	63 673	7 999	2 724	168	3 920	70	14	133
STCC 38, INSTRUMENTS, PHOTOGRAPHIC GOODS, OPTICAL GOODS, WATCHES, OR CLOCKS								
Total	198 492	8 600	5 390	656	56 705	593	371	679
Single Modes								
Parcel, U.S. Postal Service, or courier	58 955	849	562	707	42 483	452	305	711
Private truck	21 431	1 466	245	74	3 908	70	4	64
For-hire truck	95 572	5 744	3 881	508	2 780	36	26	529
Air	292	2	2	1 362	146	1	1	1 367
Rail	957	105	172	777	(S)	—	—	(S)
Inland water	—	—	—	—	—	—	—	—
Great Lakes	—	—	—	—	—	—	—	—
Deep sea water	—	—	—	—	—	—	—	—
Pipeline ²	—	—	—	—	—	—	—	—
Multiple Modes								
Private truck and for-hire truck	(S)	—	—	(S)	—	—	—	(S)
Truck and air	12 736	97	137	1 402	5 778	20	28	1 403
Truck and rail	(S)	37	60	1 551	—	—	—	(S)
Truck and water	(S)	(S)	(S)	(S)	—	—	—	(S)
Truck and pipeline ²	—	—	—	—	—	—	—	—
Rail and water	—	—	—	—	—	—	—	—
Inland water and Great Lakes	—	—	—	—	—	—	—	—
Inland water and deep sea	(S)	—	(S)	(S)	—	—	—	—
Other Modes								
Other and unknown modes	8 181	297	322	474	1 600	14	7	437
STCC 39, MISCELLANEOUS PRODUCTS OF MANUFACTURING								
Total	200 803	20 731	10 992	864	46 237	867	746	891
Single Modes								
Parcel, U.S. Postal Service, or courier	51 098	1 400	1 281	955	37 707	715	690	959
Private truck	51 234	6 690	1 422	103	2 443	92	9	72
For-hire truck	78 193	11 423	7 273	765	1 466	40	30	705
Air	86	(S)	(S)	(S)	21	—	—	1 510
Rail	(D)	(D)	(D)	(D)	(S)	—	—	(S)
Inland water	(D)	(D)	(D)	(D)	—	—	—	—
Great Lakes	—	—	—	—	—	—	—	—
Deep sea water	—	—	—	(S)	—	—	—	(S)
Pipeline ²	—	—	—	—	—	—	—	—
Multiple Modes								
Private truck and for-hire truck	(S)	(S)	(S)	(S)	4	—	—	(S)
Truck and air	5 231	48	71	1 501	3 674	7	11	1 477
Truck and rail	268	45	76	2 122	—	—	—	(S)
Truck and water	(S)	5	(S)	(S)	(S)	—	—	(S)
Truck and pipeline ²	—	—	—	—	—	—	—	—
Rail and water	—	—	—	—	—	—	—	—
Inland water and Great Lakes	—	—	—	—	—	—	—	—
Inland water and deep sea	(S)	(S)	(S)	(S)	—	—	—	—
Other Modes								
Other and unknown modes	5 966	501	359	520	920	13	6	493
STCC 40, WASTE OR SCRAP MATERIALS								
Total	18 258	130 894	27 591	160	(S)	1	—	189
Single Modes								
Parcel, U.S. Postal Service, or courier	(S)	2	—	(S)	(S)	—	—	340
Private truck	5 612	33 982	2 373	59	2	—	—	(S)
For-hire truck	8 719	62 190	10 842	189	—	—	—	(S)
Air	—	—	—	—	—	—	—	—
Rail	3 111	28 833	10 403	375	—	—	—	—
Inland water	292	2 222	1 763	674	—	—	—	—
Great Lakes	—	—	—	—	—	—	—	—
Deep sea water	—	—	—	—	—	—	—	—
Pipeline ²	—	—	—	—	—	—	—	—

Table 10. **Shipment Characteristics by Commodity and Mode of Transportation by Shipment Size for the United States: 1993—Con.**

[For explanation of terms and meaning of abbreviations and symbols, see introductory text. Detail may not add to total because of rounding]

STCC code, description, and mode of transportation	Total, all sizes				Less than 50 lb			
	Value (million dollars)	Tons (thousands)	Ton-miles ¹ (millions)	Average miles per shipment ¹	Value (million dollars)	Tons (thousands)	Ton-miles ¹ (millions)	Average miles per shipment ¹
STCC 40, WASTE OR SCRAP MATERIALS—Con.								
Multiple Modes								
Private truck and for-hire truck	67	261	34	134	—	—	—	—
Truck and air	—	(S)	(S)	(S)	—	—	—	(S)
Truck and rail	(D)	(D)	(D)	(D)	—	—	—	—
Truck and water	54	417	642	3 947	—	—	—	—
Truck and pipeline ²	—	—	—	—	—	—	—	—
Rail and water	(D)	(D)	(D)	(D)	—	—	—	—
Inland water and Great Lakes	—	—	—	—	—	—	—	—
Inland water and deep sea	(D)	(D)	(D)	(D)	—	—	—	—
Other Modes								
Other and unknown modes	209	2 180	813	380	—	—	—	(S)
STCC 41, MISCELLANEOUS FREIGHT SHIPMENT								
Total	81 297	20 830	5 038	510	3 754	46	28	615
Single Modes								
Parcel, U.S. Postal Service, or courier	3 556	70	56	684	2 847	32	23	671
Private truck	59 542	17 616	3 563	141	173	8	1	67
For-hire truck	15 089	2 936	1 235	542	120	3	1	383
Air	7	—	—	(S)	(S)	—	—	1 211
Rail	(S)	28	17	648	—	—	—	—
Inland water	—	—	—	—	—	—	—	—
Great Lakes	—	—	—	—	—	—	—	—
Deep sea water	—	—	—	—	—	—	—	—
Pipeline ²	—	—	—	—	—	—	—	—
Multiple Modes								
Private truck and for-hire truck	(D)	(D)	(D)	(D)	(D)	(D)	(D)	(D)
Truck and air	(S)	(S)	(S)	(S)	417	2	3	1 691
Truck and rail	8	6	10	1 583	—	—	—	—
Truck and water	(S)	(S)	(S)	(S)	(D)	(D)	(D)	(D)
Truck and pipeline ²	—	—	—	—	—	—	—	—
Rail and water	—	—	—	—	—	—	—	—
Inland water and Great Lakes	—	—	—	—	—	—	—	—
Inland water and deep sea	(D)	(D)	(D)	(D)	—	—	—	—
Other Modes								
Other and unknown modes	1 030	118	23	(S)	192	1	—	(S)
STCC 42, CONTAINERS, CARRIERS OR DEVICES, SHIPPING, RETURNED EMPTY								
Total	1 144	702	230	229	(D)	(D)	(D)	(D)
Single Modes								
Parcel, U.S. Postal Service, or courier	(D)	(D)	(D)	(D)	(D)	(D)	(D)	(D)
Private truck	(D)	(D)	(D)	(D)	(D)	(D)	(D)	(D)
For-hire truck	570	383	128	373	(D)	(D)	(D)	(D)
Air	—	—	—	(S)	—	—	—	—
Rail	(S)	(S)	(S)	(S)	—	—	—	—
Inland water	(D)	(D)	(D)	(D)	—	—	—	—
Great Lakes	—	—	—	—	—	—	—	—
Deep sea water	—	—	—	—	—	—	—	—
Pipeline ²	—	—	—	—	—	—	—	—
Multiple Modes								
Private truck and for-hire truck	—	—	—	—	—	—	—	—
Truck and air	(D)	(D)	(D)	(D)	(D)	(D)	(D)	(D)
Truck and rail	(D)	(D)	(D)	(D)	—	—	—	—
Truck and water	(D)	(D)	(D)	(D)	—	—	—	—
Truck and pipeline ²	—	—	—	—	—	—	—	—
Rail and water	—	—	—	—	—	—	—	—
Inland water and Great Lakes	—	—	—	—	—	—	—	—
Inland water and deep sea	—	—	—	—	—	—	—	—
Other Modes								
Other and unknown modes	(D)	(D)	(D)	(D)	(D)	(D)	(D)	(D)

Table 10. **Shipment Characteristics by Commodity and Mode of Transportation by Shipment Size for the United States: 1993—Con.**

[For explanation of terms and meaning of abbreviations and symbols, see introductory text. Detail may not add to total because of rounding]

STCC code, description, and mode of transportation	Total, all sizes				Less than 50 lb			
	Value (million dollars)	Tons (thousands)	Ton-miles ¹ (millions)	Average miles per shipment ¹	Value (million dollars)	Tons (thousands)	Ton-miles ¹ (millions)	Average miles per shipment ¹
STCC 48, WASTE HAZARDOUS MATERIALS OR WASTE HAZARDOUS SUBSTANCES								
Total	558	813	314	190	13	1	-	(S)
Single Modes								
Parcel, U.S. Postal Service, or courier	(D)	(D)	(D)	(D)	(S)	(S)	-	(S)
Private truck	(D)	(D)	(D)	(D)	2	-	-	56
For-hire truck	267	290	124	373	-	-	-	(S)
Air	-	-	-	-	-	-	-	-
Rail	13	72	97	1 618	-	-	-	-
Inland water	-	-	-	-	-	-	-	-
Great Lakes	-	-	-	-	-	-	-	-
Deep sea water	-	-	-	-	-	-	-	-
Pipeline ²	-	-	-	-	-	-	-	-
Multiple Modes								
Private truck and for-hire truck	(D)	(D)	(D)	(D)	-	-	-	-
Truck and air	(D)	(D)	(D)	(D)	-	-	-	(S)
Truck and rail	(D)	(D)	(D)	(D)	-	-	-	-
Truck and water	-	-	-	-	-	-	-	-
Truck and pipeline ²	-	-	-	-	-	-	-	-
Rail and water	-	-	-	-	-	-	-	-
Inland water and Great Lakes	-	-	-	-	-	-	-	-
Inland water and deep sea	-	-	-	-	-	-	-	-
Other Modes								
Other and unknown modes	(D)	(D)	(D)	(D)	-	-	-	-
COMMODITY UNKNOWN								
Total	21 941	7 804	2 522	477	2 218	70	28	540
Single Modes								
Parcel, U.S. Postal Service, or courier	2 182	99	62	703	1 285	38	21	719
Private truck	7 666	3 348	678	57	496	21	1	41
For-hire truck	8 037	2 257	874	482	118	3	1	333
Air	(S)	(S)	(S)	(S)	(S)	(S)	(S)	(S)
Rail	316	695	585	866	-	-	-	(S)
Inland water	(S)	(S)	(S)	(S)	-	-	-	-
Great Lakes	-	-	-	-	-	-	-	-
Deep sea water	-	-	-	-	-	-	-	-
Pipeline ²	-	-	-	-	-	-	-	-
Multiple Modes								
Private truck and for-hire truck	(S)	(S)	(S)	(S)	-	-	-	(S)
Truck and air	325	8	12	1 357	85	1	2	1 345
Truck and rail	(S)	(S)	(S)	(S)	-	-	-	-
Truck and water	(D)	(D)	(D)	(D)	-	-	-	(S)
Truck and pipeline ²	-	-	-	-	-	-	-	-
Rail and water	-	-	-	-	-	-	-	-
Inland water and Great Lakes	-	-	-	-	-	-	-	-
Inland water and deep sea	(D)	(D)	(D)	(D)	-	-	-	-
Other Modes								
Other and unknown modes	2 345	1 209	171	203	82	5	1	144

Table 10. **Shipment Characteristics by Commodity and Mode of Transportation by Shipment Size for the United States: 1993—Con.**

[For explanation of terms and meaning of abbreviations and symbols, see introductory text. Detail may not add to total because of rounding]

STCC code, description, and mode of transportation	50 to 99 lb				100 to 499 lb			
	Value (million dollars)	Tons (thousands)	Ton-miles ¹ (millions)	Average miles per shipment ¹	Value (million dollars)	Tons (thousands)	Ton-miles ¹ (millions)	Average miles per shipment ¹
ALL COMMODITIES								
Total	186 656	12 764	3 559	294	589 693	74 922	16 423	223
Single Modes								
Parcel, U.S. Postal Service, or courier	78 973	3 224	2 136	664	94 078	4 996	3 339	652
Private truck	51 935	7 401	341	49	194 695	51 342	2 783	55
For-hire truck	30 944	1 431	688	554	239 608	15 566	8 844	588
Air	542	5	7	1 390	1 317	(S)	46	915
Rail	69	2	1	626	786	45	25	637
Inland water	—	—	—	—	—	—	—	—
Great Lakes	—	—	—	—	—	—	—	—
Deep sea water	—	—	—	(S)	(D)	(D)	(D)	(D)
Pipeline ²	—	—	—	(S)	(D)	(D)	(D)	(D)
Multiple Modes								
Private truck and for-hire truck	(S)	67	4	(S)	955	311	46	337
Truck and air	14 224	215	280	1 344	40 006	620	904	1 502
Truck and rail	(S)	1	1	1 022	58	15	8	(S)
Truck and water	17	2	2	1 260	134	17	28	1 681
Truck and pipeline ²	—	—	—	—	(D)	(D)	(D)	(D)
Rail and water	—	—	—	—	—	—	—	—
Inland water and Great Lakes	—	—	—	—	—	—	—	—
Inland water and deep sea	—	—	—	—	—	—	—	—
Other Modes								
Other and unknown modes	8 772	417	100	265	18 049	1 946	398	204
STCC 01, FARM PRODUCTS								
Total	1 243	387	48	119	5 310	2 906	259	94
Single Modes								
Parcel, U.S. Postal Service, or courier	119	11	10	848	168	19	11	573
Private truck	952	341	11	32	4 384	2 637	109	39
For-hire truck	94	18	17	935	466	125	92	801
Air	(S)	—	—	(S)	(S)	(S)	—	(S)
Rail	(S)	(S)	—	(S)	(D)	(D)	(D)	(D)
Inland water	—	—	—	—	—	—	—	—
Great Lakes	—	—	—	—	—	—	—	—
Deep sea water	—	—	—	—	—	—	—	—
Pipeline ²	—	—	—	—	—	—	—	—
Multiple Modes								
Private truck and for-hire truck	—	—	—	(S)	(D)	(D)	(D)	(D)
Truck and air	48	5	9	1 744	106	18	35	1 925
Truck and rail	(D)	(D)	(D)	(D)	(D)	(D)	(D)	(D)
Truck and water	(D)	(D)	(D)	(D)	(S)	—	(S)	(S)
Truck and pipeline ²	—	—	—	—	—	—	—	—
Rail and water	—	—	—	—	—	—	—	—
Inland water and Great Lakes	—	—	—	—	—	—	—	—
Inland water and deep sea	—	—	—	—	—	—	—	—
Other Modes								
Other and unknown modes	26	11	1	46	157	104	10	85
STCC 08, FOREST PRODUCTS								
Total	8	2	1	341	40	18	(S)	(S)
Single Modes								
Parcel, U.S. Postal Service, or courier	(D)	(D)	(D)	(D)	2	—	—	(S)
Private truck	(S)	2	—	(S)	22	10	1	139
For-hire truck	(S)	—	—	(S)	(S)	(S)	(S)	(S)
Air	—	—	—	—	—	—	—	—
Rail	—	—	—	—	—	—	—	—
Inland water	—	—	—	—	—	—	—	—
Great Lakes	—	—	—	—	—	—	—	—
Deep sea water	—	—	—	—	—	—	—	—
Pipeline ²	—	—	—	—	—	—	—	—
Multiple Modes								
Private truck and for-hire truck	—	—	—	—	—	—	—	—
Truck and air	(D)	(D)	(D)	(D)	(S)	—	(S)	(S)
Truck and rail	—	—	—	—	(D)	(D)	(D)	(D)
Truck and water	—	—	—	—	—	—	—	—
Truck and pipeline ²	—	—	—	—	—	—	—	—
Rail and water	—	—	—	—	—	—	—	—
Inland water and Great Lakes	—	—	—	—	—	—	—	—
Inland water and deep sea	—	—	—	—	—	—	—	—

Table 10. **Shipment Characteristics by Commodity and Mode of Transportation by Shipment Size for the United States: 1993—Con.**

[For explanation of terms and meaning of abbreviations and symbols, see introductory text. Detail may not add to total because of rounding]

STCC code, description, and mode of transportation	50 to 99 lb				100 to 499 lb			
	Value (million dollars)	Tons (thousands)	Ton-miles ¹ (millions)	Average miles per shipment ¹	Value (million dollars)	Tons (thousands)	Ton-miles ¹ (millions)	Average miles per shipment ¹
STCC 08, FOREST PRODUCTS—Con.								
Other Modes								
Other and unknown modes	—	—	—	—	(D)	(D)	(D)	(D)
STCC 09, FRESH FISH OR OTHER MARINE PRODUCTS								
Total	858	95	11	106	2 440	376	78	193
Single Modes								
Parcel, U.S. Postal Service, or courier	26	2	(S)	(S)	31	4	1	378
Private truck	735	82	4	53	1 802	268	24	85
For-hire truck	51	6	2	328	413	58	23	356
Air	(S)	—	—	(S)	(S)	—	—	(S)
Rail	—	—	—	—	—	—	—	—
Inland water	—	—	—	—	—	—	—	—
Great Lakes	—	—	—	—	—	—	—	—
Deep sea water	—	—	—	—	—	—	—	—
Pipeline ²	—	—	—	—	—	—	—	—
Multiple Modes								
Private truck and for-hire truck	(S)	—	—	(S)	(S)	(S)	(S)	(S)
Truck and air	25	2	2	1 108	103	14	20	1 386
Truck and rail	—	—	—	—	—	—	—	—
Truck and water	—	—	—	—	—	—	—	(S)
Truck and pipeline ²	—	—	—	—	—	—	—	—
Rail and water	—	—	—	—	—	—	—	—
Inland water and Great Lakes	—	—	—	—	—	—	—	—
Inland water and deep sea	—	—	—	—	—	—	—	—
Other Modes								
Other and unknown modes	(S)	(S)	(S)	(S)	(S)	(S)	(S)	(S)
STCC 10, METALLIC ORES								
Total	3 138	1	—	418	5 362	6	4	633
Single Modes								
Parcel, U.S. Postal Service, or courier	(S)	—	—	(S)	107	1	—	512
Private truck	(S)	—	—	(S)	(S)	1	—	(S)
For-hire truck	2 650	—	—	(S)	4 028	4	3	722
Air	—	—	—	—	—	—	—	—
Rail	—	—	—	—	(S)	—	—	(S)
Inland water	—	—	—	—	—	—	—	—
Great Lakes	—	—	—	—	—	—	—	—
Deep sea water	—	—	—	—	—	—	—	—
Pipeline ²	—	—	—	—	—	—	—	—
Multiple Modes								
Private truck and for-hire truck	—	—	—	—	—	—	—	—
Truck and air	(S)	—	—	1 040	(S)	—	—	1 651
Truck and rail	(S)	—	—	(S)	—	—	—	—
Truck and water	—	—	—	—	—	—	—	—
Truck and pipeline ²	—	—	—	—	—	—	—	—
Rail and water	—	—	—	—	—	—	—	—
Inland water and Great Lakes	—	—	—	—	—	—	—	—
Inland water and deep sea	—	—	—	—	—	—	—	—
Other Modes								
Other and unknown modes	—	—	—	(S)	—	—	—	(S)
STCC 11, COAL								
Total	(D)	(D)	(D)	(D)	(D)	(D)	(D)	(D)
Single Modes								
Parcel, U.S. Postal Service, or courier	(D)	(D)	(D)	(D)	(D)	(D)	(D)	(D)
Private truck	(D)	(D)	(D)	(D)	(D)	(D)	(D)	(D)
For-hire truck	—	—	—	—	(D)	(D)	(D)	(D)
Air	—	—	—	—	—	—	—	—
Rail	—	—	—	—	(D)	(D)	(D)	(D)
Inland water	—	—	—	—	—	—	—	—
Great Lakes	—	—	—	—	—	—	—	—
Deep sea water	—	—	—	—	—	—	—	—
Pipeline ²	—	—	—	—	—	—	—	—

Table 10. **Shipment Characteristics by Commodity and Mode of Transportation by Shipment Size for the United States: 1993—Con.**

[For explanation of terms and meaning of abbreviations and symbols, see introductory text. Detail may not add to total because of rounding]

STCC code, description, and mode of transportation	50 to 99 lb				100 to 499 lb			
	Value (million dollars)	Tons (thousands)	Ton-miles ¹ (millions)	Average miles per shipment ¹	Value (million dollars)	Tons (thousands)	Ton-miles ¹ (millions)	Average miles per shipment ¹
STCC 11, COAL—Con.								
Multiple Modes								
Private truck and for-hire truck	—	—	—	—	—	—	—	—
Truck and air	—	—	—	—	—	—	—	—
Truck and rail	—	—	—	—	—	—	—	—
Truck and water	—	—	—	—	—	—	—	—
Truck and pipeline ²	—	—	—	—	—	—	—	—
Rail and water	—	—	—	—	—	—	—	—
Inland water and Great Lakes	—	—	—	—	—	—	—	—
Inland water and deep sea	—	—	—	—	—	—	—	—
Other Modes								
Other and unknown modes	—	—	—	—	—	—	—	—
STCC 13, CRUDE PETROLEUM, NATURAL GAS, OR GASOLINE								
Total	(S)	(S)	—	(S)	(S)	(S)	(S)	(S)
Single Modes								
Parcel, U.S. Postal Service, or courier	—	—	—	(S)	(D)	(D)	(D)	(D)
Private truck	(S)	(S)	—	(S)	(S)	(S)	—	(S)
For-hire truck	—	—	—	—	(D)	(D)	(D)	(D)
Air	—	—	—	—	—	—	—	—
Rail	—	—	—	—	—	—	—	—
Inland water	—	—	—	—	—	—	—	—
Great Lakes	—	—	—	—	—	—	—	—
Deep sea water	—	—	—	—	—	—	—	—
Pipeline ²	—	—	—	—	(D)	(D)	(D)	(D)
Multiple Modes								
Private truck and for-hire truck	—	—	—	—	(D)	(D)	(D)	(D)
Truck and air	—	—	—	—	—	—	—	—
Truck and rail	—	—	—	—	—	—	—	—
Truck and water	—	—	—	—	—	—	—	—
Truck and pipeline ²	—	—	—	—	—	—	—	—
Rail and water	—	—	—	—	—	—	—	—
Inland water and Great Lakes	—	—	—	—	—	—	—	—
Inland water and deep sea	—	—	—	—	—	—	—	—
Other Modes								
Other and unknown modes	—	—	—	(S)	(S)	(S)	—	(S)
STCC 14, NONMETALLIC MINERALS								
Total	101	285	5	19	357	740	33	42
Single Modes								
Parcel, U.S. Postal Service, or courier	2	1	—	457	6	2	2	857
Private truck	96	283	5	18	320	714	25	33
For-hire truck	(S)	—	—	(S)	29	15	7	453
Air	—	—	—	—	—	—	—	—
Rail	—	—	—	(S)	—	—	—	—
Inland water	—	—	—	—	—	—	—	—
Great Lakes	—	—	—	—	—	—	—	—
Deep sea water	—	—	—	—	—	—	—	—
Pipeline ²	—	—	—	—	—	—	—	—
Multiple Modes								
Private truck and for-hire truck	—	—	—	—	—	—	—	(S)
Truck and air	—	—	—	(S)	(D)	(D)	(D)	(D)
Truck and rail	—	—	—	—	—	—	—	—
Truck and water	—	—	—	—	—	—	—	—
Truck and pipeline ²	—	—	—	—	—	—	—	—
Rail and water	—	—	—	—	—	—	—	—
Inland water and Great Lakes	—	—	—	—	—	—	—	—
Inland water and deep sea	—	—	—	—	—	—	—	—
Other Modes								
Other and unknown modes	(S)	1	—	(S)	(D)	(D)	(D)	(D)

Table 10. **Shipment Characteristics by Commodity and Mode of Transportation by Shipment Size for the United States: 1993—Con.**

[For explanation of terms and meaning of abbreviations and symbols, see introductory text. Detail may not add to total because of rounding]

STCC code, description, and mode of transportation	50 to 99 lb				100 to 499 lb			
	Value (million dollars)	Tons (thousands)	Ton-miles ¹ (millions)	Average miles per shipment ¹	Value (million dollars)	Tons (thousands)	Ton-miles ¹ (millions)	Average miles per shipment ¹
STCC 19, ORDNANCE OR ACCESSORIES								
Total	637	9	5	630	1 898	21	18	831
Single Modes								
Parcel, U.S. Postal Service, or courier	318	7	4	631	227	8	7	856
Private truck	(S)	1	—	153	257	3	(S)	(S)
For-hire truck	(S)	1	1	863	1 242	9	9	959
Air	(S)	—	—	(S)	(S)	—	—	(S)
Rail	—	—	—	(S)	—	—	—	—
Inland water	—	—	—	—	—	—	—	—
Great Lakes	—	—	—	—	—	—	—	—
Deep sea water	—	—	—	—	—	—	—	—
Pipeline ²	—	—	—	—	—	—	—	—
Multiple Modes								
Private truck and for-hire truck	—	—	—	—	—	—	—	(S)
Truck and air	43	—	—	1 661	129	1	(S)	(S)
Truck and rail	—	—	—	—	—	—	—	—
Truck and water	—	—	—	—	—	—	—	—
Truck and pipeline ²	—	—	—	—	—	—	—	—
Rail and water	—	—	—	—	—	—	—	—
Inland water and Great Lakes	—	—	—	—	—	—	—	—
Inland water and deep sea	—	—	—	—	—	—	—	—
Other Modes								
Other and unknown modes	5	—	—	(S)	8	—	—	(S)
STCC 20, FOOD OR KINDRED PRODUCTS								
Total	(D)	(D)	(D)	(D)	47 213	23 663	1 294	54
Single Modes								
Parcel, U.S. Postal Service, or courier	(D)	(D)	(D)	(D)	790	146	59	410
Private truck	(D)	(D)	(D)	(D)	42 620	22 225	940	41
For-hire truck	(D)	(D)	(D)	(D)	3 043	802	240	283
Air	(D)	(D)	(D)	(D)	3	(S)	(S)	(S)
Rail	(D)	(D)	(D)	(D)	(S)	1	1	1 466
Inland water	—	—	—	—	—	—	—	—
Great Lakes	—	—	—	—	—	—	—	—
Deep sea water	—	—	—	—	—	—	—	—
Pipeline ²	—	—	—	—	—	—	—	—
Multiple Modes								
Private truck and for-hire truck	(D)	(D)	(D)	(D)	66	(S)	6	(S)
Truck and air	(D)	(D)	(D)	(D)	65	8	15	1 748
Truck and rail	(D)	(D)	(D)	(D)	5	(S)	(S)	(S)
Truck and water	(D)	(D)	(D)	(D)	9	3	2	(S)
Truck and pipeline ²	—	—	—	—	—	—	—	—
Rail and water	—	—	—	—	—	—	—	—
Inland water and Great Lakes	—	—	—	—	—	—	—	—
Inland water and deep sea	—	—	—	—	—	—	—	—
Other Modes								
Other and unknown modes	(D)	(D)	(D)	(D)	608	433	30	63
STCC 21, TOBACCO PRODUCTS, EXCLUDING INSECTICIDES								
Total	3 130	94	8	83	9 980	382	40	97
Single Modes								
Parcel, U.S. Postal Service, or courier	71	3	3	962	(S)	8	6	787
Private truck	2 979	88	4	42	8 708	331	18	50
For-hire truck	53	2	1	318	901	39	14	398
Air	—	—	—	—	—	—	—	—
Rail	—	—	—	—	—	—	—	—
Inland water	—	—	—	—	—	—	—	—
Great Lakes	—	—	—	—	—	—	—	—
Deep sea water	—	—	—	—	—	—	—	—
Pipeline ²	—	—	—	—	—	—	—	—
Multiple Modes								
Private truck and for-hire truck	—	—	—	(S)	23	1	1	449
Truck and air	—	—	—	(S)	(D)	(D)	(D)	(D)
Truck and rail	(S)	—	—	(S)	(S)	—	—	(S)
Truck and water	—	—	—	(S)	(D)	(D)	(D)	(D)
Truck and pipeline ²	—	—	—	—	—	—	—	—
Rail and water	—	—	—	—	—	—	—	—
Inland water and Great Lakes	—	—	—	—	—	—	—	—
Inland water and deep sea	—	—	—	—	—	—	—	—

Table 10. **Shipment Characteristics by Commodity and Mode of Transportation by Shipment Size for the United States: 1993—Con.**

[For explanation of terms and meaning of abbreviations and symbols, see introductory text. Detail may not add to total because of rounding]

STCC code, description, and mode of transportation	50 to 99 lb				100 to 499 lb			
	Value (million dollars)	Tons (thousands)	Ton-miles ¹ (millions)	Average miles per shipment ¹	Value (million dollars)	Tons (thousands)	Ton-miles ¹ (millions)	Average miles per shipment ¹
STCC 21, TOBACCO PRODUCTS, EXCLUDING INSECTICIDES—Con.								
Other Modes								
Other and unknown modes	(S)	(S)	—	(S)	(S)	(S)	—	(S)
STCC 22, TEXTILE MILL PRODUCTS								
Total	2 418	177	110	629	8 324	1 057	553	525
Single Modes								
Parcel, U.S. Postal Service, or courier	1 452	86	71	838	1 521	119	101	824
Private truck	318	39	4	108	2 348	373	53	133
For-hire truck	418	42	31	730	3 897	506	372	741
Air	(S)	—	—	(S)	(S)	—	—	(S)
Rail	—	—	—	—	(S)	—	—	(S)
Inland water	—	—	—	—	—	—	—	—
Great Lakes	—	—	—	—	—	—	—	—
Deep sea water	—	—	—	—	—	—	—	—
Pipeline ²	—	—	—	—	—	—	—	—
Multiple Modes								
Private truck and for-hire truck	4	1	1	658	72	17	12	673
Truck and air	82	1	2	1 487	61	3	4	1 368
Truck and rail	—	—	—	—	—	—	—	(S)
Truck and water	—	—	—	(S)	(S)	—	—	(S)
Truck and pipeline ²	—	—	—	—	—	—	—	—
Rail and water	—	—	—	—	—	—	—	—
Inland water and Great Lakes	—	—	—	—	—	—	—	—
Inland water and deep sea	—	—	—	—	—	—	—	—
Other Modes								
Other and unknown modes	(S)	8	1	170	(S)	38	11	336
STCC 23, APPAREL OR OTHER FINISHED TEXTILE PRODUCTS								
Total	10 019	343	262	751	32 224	1 218	949	778
Single Modes								
Parcel, U.S. Postal Service, or courier	5 027	186	151	810	7 431	322	267	845
Private truck	1 005	38	11	287	4 765	194	52	233
For-hire truck	2 384	80	74	925	18 077	656	572	884
Air	(S)	—	—	(S)	(S)	—	(S)	(S)
Rail	—	—	—	(S)	2	—	—	(S)
Inland water	—	—	—	—	—	—	—	—
Great Lakes	—	—	—	—	—	—	—	—
Deep sea water	—	—	—	(S)	(D)	(D)	(D)	(D)
Pipeline ²	—	—	—	—	—	—	—	—
Multiple Modes								
Private truck and for-hire truck	(S)	(S)	1	(S)	194	7	7	1 041
Truck and air	200	3	7	2 137	1 325	18	37	2 083
Truck and rail	—	—	—	—	(D)	(D)	(D)	(D)
Truck and water	(S)	—	—	(S)	(S)	—	(S)	(S)
Truck and pipeline ²	—	—	—	—	—	—	—	—
Rail and water	—	—	—	—	—	—	—	—
Inland water and Great Lakes	—	—	—	—	—	—	—	—
Inland water and deep sea	—	—	—	—	—	—	—	—
Other Modes								
Other and unknown modes	(S)	9	(S)	(S)	388	21	12	506
STCC 24, LUMBER OR WOOD PRODUCTS, EXCLUDING FURNITURE								
Total	1 215	162	37	229	5 633	1 141	215	191
Single Modes								
Parcel, U.S. Postal Service, or courier	320	31	20	660	422	63	40	634
Private truck	734	112	8	70	4 109	888	62	70
For-hire truck	130	15	8	521	1 005	154	104	663
Air	—	—	—	(S)	(S)	—	—	(S)
Rail	—	—	—	(S)	(S)	—	—	(S)
Inland water	—	—	—	—	—	—	—	—
Great Lakes	—	—	—	—	—	—	—	—
Deep sea water	—	—	—	—	—	—	—	—
Pipeline ²	—	—	—	—	—	—	—	—

Table 10. **Shipment Characteristics by Commodity and Mode of Transportation by Shipment Size for the United States: 1993—Con.**

[For explanation of terms and meaning of abbreviations and symbols, see introductory text. Detail may not add to total because of rounding]

STCC code, description, and mode of transportation	50 to 99 lb				100 to 499 lb			
	Value (million dollars)	Tons (thousands)	Ton-miles ¹ (millions)	Average miles per shipment ¹	Value (million dollars)	Tons (thousands)	Ton-miles ¹ (millions)	Average miles per shipment ¹
STCC 24, LUMBER OR WOOD PRODUCTS, EXCLUDING FURNITURE—Con.								
Multiple Modes								
Private truck and for-hire truck	2	—	—	(S)	6	1	—	232
Truck and air	5	—	—	1 346	8	1	1	1 383
Truck and rail	—	—	—	(S)	(S)	(S)	(S)	(S)
Truck and water	—	—	—	(S)	2	(S)	(S)	(S)
Truck and pipeline ²	—	—	—	—	—	—	—	—
Rail and water	—	—	—	—	—	—	—	—
Inland water and Great Lakes	—	—	—	—	—	—	—	—
Inland water and deep sea	—	—	—	—	—	—	—	—
Other Modes								
Other and unknown modes	23	4	1	167	78	33	6	170
STCC 25, FURNITURE OR FIXTURES								
Total	2 366	280	165	586	10 706	1 649	775	485
Single Modes								
Parcel, U.S. Postal Service, or courier	459	94	84	903	544	87	72	840
Private truck	912	99	8	79	4 771	719	101	128
For-hire truck	951	82	70	826	5 135	802	536	672
Air	(D)	(D)	(D)	(D)	(S)	—	—	(S)
Rail	(D)	(D)	(D)	(D)	12	2	4	1 629
Inland water	—	—	—	—	—	—	—	—
Great Lakes	—	—	—	—	—	—	—	—
Deep sea water	—	—	—	—	—	—	—	(S)
Pipeline ²	—	—	—	—	—	—	—	—
Multiple Modes								
Private truck and for-hire truck	—	—	—	(S)	6	1	1	693
Truck and air	(D)	(D)	(D)	(S)	(S)	(S)	(S)	(S)
Truck and rail	—	—	—	(S)	(S)	—	1	1 771
Truck and water	(D)	(D)	(D)	(D)	1	—	—	(S)
Truck and pipeline ²	—	—	—	—	—	—	—	—
Rail and water	—	—	—	—	—	—	—	—
Inland water and Great Lakes	—	—	—	—	—	—	—	—
Inland water and deep sea	—	—	—	—	—	—	—	—
Other Modes								
Other and unknown modes	(D)	(D)	(D)	(D)	134	20	8	393
STCC 26, PULP, PAPER, OR ALLIED PRODUCTS								
Total	3 809	790	146	177	14 351	4 450	615	135
Single Modes								
Parcel, U.S. Postal Service, or courier	1 044	146	63	424	1 597	360	141	413
Private truck	2 185	501	18	36	8 820	3 091	147	46
For-hire truck	371	65	14	207	3 628	888	305	335
Air	(S)	—	—	(S)	3	1	—	(S)
Rail	(D)	(D)	(D)	(D)	1	—	—	585
Inland water	—	—	—	—	—	—	—	—
Great Lakes	—	—	—	—	—	—	—	—
Deep sea water	—	—	—	—	(S)	—	—	(S)
Pipeline ²	—	—	—	—	—	—	—	—
Multiple Modes								
Private truck and for-hire truck	(D)	(D)	(D)	(D)	7	3	—	(S)
Truck and air	(S)	(S)	(S)	(S)	52	8	12	1 427
Truck and rail	(D)	(D)	(D)	(D)	(D)	(D)	(D)	(D)
Truck and water	—	—	—	(S)	(D)	(D)	(D)	(D)
Truck and pipeline ²	—	—	—	—	—	—	—	—
Rail and water	—	—	—	—	—	—	—	—
Inland water and Great Lakes	—	—	—	—	—	—	—	—
Inland water and deep sea	—	—	—	—	—	—	—	—
Other Modes								
Other and unknown modes	95	23	2	(S)	241	99	9	76

Table 10. **Shipment Characteristics by Commodity and Mode of Transportation by Shipment Size for the United States: 1993—Con.**

[For explanation of terms and meaning of abbreviations and symbols, see introductory text. Detail may not add to total because of rounding]

STCC code, description, and mode of transportation	50 to 99 lb				100 to 499 lb			
	Value (million dollars)	Tons (thousands)	Ton-miles ¹ (millions)	Average miles per shipment ¹	Value (million dollars)	Tons (thousands)	Ton-miles ¹ (millions)	Average miles per shipment ¹
STCC 27, PRINTED MATTER								
Total	(S)	(S)	(S)	(S)	(D)	(D)	(D)	(D)
Single Modes								
Parcel, U.S. Postal Service, or courier	(S)	(S)	(S)	(S)	(D)	(D)	(D)	(D)
Private truck	(S)	(S)	(S)	(S)	(D)	(D)	(D)	(D)
For-hire truck	(S)	(S)	(S)	(S)	(D)	(D)	(D)	(D)
Air	(D)	(D)	(D)	(D)	(D)	(D)	(D)	(D)
Rail	(D)	(D)	(D)	(D)	(D)	(D)	(D)	(D)
Inland water	-	-	-	-	-	-	-	-
Great Lakes	-	-	-	-	-	-	-	-
Deep sea water	-	-	-	-	-	-	-	-
Pipeline ²	-	-	-	-	-	-	-	-
Multiple Modes								
Private truck and for-hire truck	(S)	(S)	(S)	(S)	(D)	(D)	(D)	(D)
Truck and air	(S)	(S)	(S)	(S)	(D)	(D)	(D)	(D)
Truck and rail	-	-	-	-	-	-	-	-
Truck and water	(S)	-	-	(S)	(D)	(D)	(D)	(D)
Truck and pipeline ²	-	-	-	-	-	-	-	-
Rail and water	-	-	-	-	-	-	-	-
Inland water and Great Lakes	-	-	-	-	-	-	-	-
Inland water and deep sea	-	-	-	-	-	-	-	-
Other Modes								
Other and unknown modes	(S)	(S)	(S)	(S)	(D)	(D)	(D)	(D)
STCC 28, CHEMICALS OR ALLIED PRODUCTS								
Total	19 270	857	197	229	52 051	5 242	1 038	194
Single Modes								
Parcel, U.S. Postal Service, or courier	6 760	233	108	459	6 652	318	165	520
Private truck	7 458	486	26	53	16 698	3 512	177	51
For-hire truck	3 602	99	32	326	24 942	1 235	579	456
Air	9	-	1	1 930	(S)	-	-	1 588
Rail	(S)	-	-	(S)	(S)	(S)	2	(S)
Inland water	-	-	-	-	-	-	-	-
Great Lakes	-	-	-	-	-	-	-	-
Deep sea water	-	-	-	-	-	-	-	-
Pipeline ²	-	-	-	(S)	(D)	(D)	(D)	(D)
Multiple Modes								
Private truck and for-hire truck	(S)	3	(S)	(S)	(S)	24	6	238
Truck and air	1 100	17	24	1 425	2 257	43	57	1 275
Truck and rail	-	-	-	-	(D)	(D)	(D)	(D)
Truck and water	(S)	-	-	(S)	(S)	4	6	1 626
Truck and pipeline ²	-	-	-	-	(D)	(D)	(D)	(D)
Rail and water	-	-	-	-	-	-	-	-
Inland water and Great Lakes	-	-	-	-	-	-	-	-
Inland water and deep sea	-	-	-	-	-	-	-	-
Other Modes								
Other and unknown modes	255	19	6	280	780	101	(S)	(S)
STCC 29, PETROLEUM OR COAL PRODUCTS								
Total	346	217	14	65	2 378	2 617	122	46
Single Modes								
Parcel, U.S. Postal Service, or courier	65	12	5	413	78	26	11	433
Private truck	227	147	4	27	1 922	2 230	57	24
For-hire truck	23	11	1	134	295	170	44	247
Air	-	-	-	-	-	-	-	(S)
Rail	-	-	-	(S)	(S)	-	-	(S)
Inland water	-	-	-	-	-	-	-	-
Great Lakes	-	-	-	-	-	-	-	-
Deep sea water	-	-	-	-	-	-	-	-
Pipeline ²	-	-	-	-	-	-	-	(S)
Multiple Modes								
Private truck and for-hire truck	-	-	-	(S)	(S)	1	-	(S)
Truck and air	(S)	-	-	1 032	1	-	-	827
Truck and rail	-	-	-	-	-	-	-	(S)
Truck and water	-	-	-	-	-	-	-	-
Truck and pipeline ²	-	-	-	-	-	-	-	-
Rail and water	-	-	-	-	-	-	-	-
Inland water and Great Lakes	-	-	-	-	-	-	-	-
Inland water and deep sea	-	-	-	-	-	-	-	-

Table 10. **Shipment Characteristics by Commodity and Mode of Transportation by Shipment Size for the United States: 1993—Con.**

[For explanation of terms and meaning of abbreviations and symbols, see introductory text. Detail may not add to total because of rounding]

STCC code, description, and mode of transportation	50 to 99 lb				100 to 499 lb			
	Value (million dollars)	Tons (thousands)	Ton-miles ¹ (millions)	Average miles per shipment ¹	Value (million dollars)	Tons (thousands)	Ton-miles ¹ (millions)	Average miles per shipment ¹
STCC 29, PETROLEUM OR COAL PRODUCTS—Con.								
Other Modes								
Other and unknown modes	29	47	(S)	(S)	79	189	10	55
STCC 30, RUBBER OR MISCELLANEOUS PLASTICS PRODUCTS								
Total	5 482	538	170	317	19 627	2 952	920	297
Single Modes								
Parcel, U.S. Postal Service, or courier	2 585	181	113	619	3 407	337	222	622
Private truck	1 845	269	15	57	7 841	1 615	122	72
For-hire truck	822	66	33	507	7 584	914	541	582
Air	(S)	—	—	(S)	(S)	—	—	1 044
Rail	(S)	—	—	(S)	6	(S)	(S)	(S)
Inland water	—	—	—	—	—	—	—	—
Great Lakes	—	—	—	—	—	—	—	—
Deep sea water	—	—	—	(S)	—	—	—	(S)
Pipeline ²	—	—	—	—	—	—	—	—
Multiple Modes								
Private truck and for-hire truck	1	—	—	(S)	11	1	—	303
Truck and air	83	4	6	1 597	286	13	16	1 254
Truck and rail	—	—	—	(S)	12	2	(S)	(S)
Truck and water	(S)	—	(S)	(S)	(S)	(S)	(S)	(S)
Truck and pipeline ²	—	—	—	—	—	—	—	—
Rail and water	—	—	—	—	—	—	—	—
Inland water and Great Lakes	—	—	—	—	—	—	—	—
Inland water and deep sea	—	—	—	—	—	—	—	—
Other Modes								
Other and unknown modes	140	17	2	115	464	66	9	131
STCC 31, LEATHER OR LEATHER PRODUCTS								
Total	1 509	53	55	1 022	6 299	240	226	922
Single Modes								
Parcel, U.S. Postal Service, or courier	991	38	38	1 009	1 769	69	60	887
Private truck	114	3	1	446	491	22	18	710
For-hire truck	366	11	14	1 203	3 780	141	131	922
Air	(S)	—	—	(S)	(S)	(S)	(S)	(S)
Rail	—	—	—	—	(D)	(D)	(D)	(D)
Inland water	—	—	—	—	—	—	—	—
Great Lakes	—	—	—	—	—	—	—	—
Deep sea water	—	—	—	—	—	—	—	—
Pipeline ²	—	—	—	—	—	—	—	—
Multiple Modes								
Private truck and for-hire truck	—	—	—	—	—	—	—	—
Truck and air	10	—	1	1 935	162	4	8	2 077
Truck and rail	—	—	—	—	—	—	—	—
Truck and water	—	—	—	(S)	(D)	(D)	(D)	(D)
Truck and pipeline ²	—	—	—	—	—	—	—	—
Rail and water	—	—	—	—	—	—	—	—
Inland water and Great Lakes	—	—	—	—	—	—	—	—
Inland water and deep sea	—	—	—	—	—	—	—	—
Other Modes								
Other and unknown modes	24	1	(S)	(S)	54	2	2	819
STCC 32, CLAY, CONCRETE, GLASS, OR STONE PRODUCTS								
Total	2 103	246	102	428	5 769	1 215	362	300
Single Modes								
Parcel, U.S. Postal Service, or courier	876	75	63	861	890	103	72	711
Private truck	745	128	7	56	2 520	743	50	66
For-hire truck	288	27	20	742	2 111	310	222	710
Air	(S)	—	—	(S)	(D)	(D)	(D)	(D)
Rail	—	—	—	(S)	(S)	(S)	—	(S)
Inland water	—	—	—	—	—	—	—	—
Great Lakes	—	—	—	—	—	—	—	—
Deep sea water	—	—	—	—	—	—	—	—
Pipeline ²	—	—	—	—	—	—	—	—

Table 10. **Shipment Characteristics by Commodity and Mode of Transportation by Shipment Size for the United States: 1993—Con.**

[For explanation of terms and meaning of abbreviations and symbols, see introductory text. Detail may not add to total because of rounding]

STCC code, description, and mode of transportation	50 to 99 lb				100 to 499 lb			
	Value (million dollars)	Tons (thousands)	Ton-miles ¹ (millions)	Average miles per shipment ¹	Value (million dollars)	Tons (thousands)	Ton-miles ¹ (millions)	Average miles per shipment ¹
STCC 32, CLAY, CONCRETE, GLASS, OR STONE PRODUCTS—Con.								
Multiple Modes								
Private truck and for-hire truck	—	—	—	(S)	(D)	(D)	(D)	(D)
Truck and air	20	1	(S)	(S)	62	5	5	943
Truck and rail	—	—	—	(S)	(D)	(D)	(D)	(D)
Truck and water	—	—	—	(S)	(S)	(S)	(S)	(S)
Truck and pipeline ²	—	—	—	—	—	—	—	—
Rail and water	—	—	—	—	—	—	—	—
Inland water and Great Lakes	—	—	—	—	—	—	—	—
Inland water and deep sea	—	—	—	—	—	—	—	—
Other Modes								
Other and unknown modes	(S)	15	(S)	(S)	169	50	10	202
STCC 33, PRIMARY METAL PRODUCTS								
Total	3 538	339	81	239	14 606	2 586	565	220
Single Modes								
Parcel, U.S. Postal Service, or courier	1 111	76	43	576	1 249	131	62	487
Private truck	1 395	204	10	47	6 365	1 687	115	65
For-hire truck	827	46	24	500	6 214	677	351	528
Air	4	—	—	822	(S)	—	—	1 524
Rail	(D)	(D)	(D)	(D)	(S)	(S)	(S)	(S)
Inland water	—	—	—	—	—	—	—	—
Great Lakes	—	—	—	—	—	—	—	—
Deep sea water	—	—	—	—	(D)	(D)	(D)	(D)
Pipeline ²	—	—	—	—	—	—	—	—
Multiple Modes								
Private truck and for-hire truck	(S)	—	—	(S)	(S)	(S)	—	(S)
Truck and air	91	2	3	1 402	396	19	24	1 378
Truck and rail	—	—	—	—	(D)	(D)	(D)	(D)
Truck and water	(D)	(D)	(D)	(D)	2	—	1	1 945
Truck and pipeline ²	—	—	—	—	—	—	—	—
Rail and water	—	—	—	—	—	—	—	—
Inland water and Great Lakes	—	—	—	—	—	—	—	—
Inland water and deep sea	—	—	—	—	—	—	—	—
Other Modes								
Other and unknown modes	105	11	1	116	345	68	10	150
STCC 34, FABRICATED METAL PRODUCTS								
Total	10 605	716	272	377	(D)	(D)	(D)	(D)
Single Modes								
Parcel, U.S. Postal Service, or courier	5 080	283	171	600	(D)	(D)	(D)	(D)
Private truck	3 264	297	18	61	(D)	(D)	(D)	(D)
For-hire truck	1 469	105	69	668	(D)	(D)	(D)	(D)
Air	15	—	—	1 116	(D)	(D)	(D)	(D)
Rail	2	—	—	718	(D)	(D)	(D)	(D)
Inland water	—	—	—	—	—	—	—	—
Great Lakes	—	—	—	—	—	—	—	—
Deep sea water	—	—	—	—	(D)	(D)	(D)	(D)
Pipeline ²	—	—	—	—	—	—	—	—
Multiple Modes								
Private truck and for-hire truck	3	—	—	254	(D)	(D)	(D)	(D)
Truck and air	295	6	7	1 209	(D)	(D)	(D)	(D)
Truck and rail	—	—	—	—	(D)	(D)	(D)	(D)
Truck and water	2	—	—	(S)	(D)	(D)	(D)	(D)
Truck and pipeline ²	—	—	—	—	—	—	—	—
Rail and water	—	—	—	—	—	—	—	—
Inland water and Great Lakes	—	—	—	—	—	—	—	—
Inland water and deep sea	—	—	—	—	—	—	—	—
Other Modes								
Other and unknown modes	476	25	6	224	(D)	(D)	(D)	(D)

Table 10. **Shipment Characteristics by Commodity and Mode of Transportation by Shipment Size for the United States: 1993—Con.**

[For explanation of terms and meaning of abbreviations and symbols, see introductory text. Detail may not add to total because of rounding]

STCC code, description, and mode of transportation	50 to 99 lb				100 to 499 lb			
	Value (million dollars)	Tons (thousands)	Ton-miles ¹ (millions)	Average miles per shipment ¹	Value (million dollars)	Tons (thousands)	Ton-miles ¹ (millions)	Average miles per shipment ¹
STCC 35, MACHINERY, EXCLUDING ELECTRICAL								
Total	25 008	729	366	501	75 048	2 761	1 475	526
Single Modes								
Parcel, U.S. Postal Service, or courier	13 442	389	248	634	15 126	410	289	737
Private truck	4 171	173	14	76	12 981	807	82	96
For-hire truck	3 716	109	52	471	37 512	1 339	938	690
Air	134	1	1	224	157	2	3	1 238
Rail	(S)	(S)	—	(S)	(S)	(S)	(S)	(S)
Inland water	—	—	—	—	—	—	—	—
Great Lakes	—	—	—	—	—	—	—	—
Deep sea water	—	—	—	—	—	—	—	—
Pipeline ²	—	—	—	—	—	—	—	—
Multiple Modes								
Private truck and for-hire truck	(S)	—	—	(S)	(S)	(S)	—	279
Truck and air	2 000	26	40	1 532	6 431	86	123	1 476
Truck and rail	—	—	—	—	(S)	(S)	1	1 661
Truck and water	(S)	—	—	(S)	9	1	2	(S)
Truck and pipeline ²	—	—	—	—	—	—	—	—
Rail and water	—	—	—	—	—	—	—	—
Inland water and Great Lakes	—	—	—	—	—	—	—	—
Inland water and deep sea	—	—	—	—	—	—	—	—
Other Modes								
Other and unknown modes	1 537	31	11	337	2 758	111	34	283
STCC 36, ELECTRICAL MACHINERY, EQUIPMENT, OR SUPPLIES								
Total	30 332	623	313	505	77 539	2 822	1 309	455
Single Modes								
Parcel, U.S. Postal Service, or courier	14 323	256	192	761	15 409	335	243	730
Private truck	4 323	232	11	47	14 810	1 170	81	66
For-hire truck	3 893	76	48	622	31 592	1 113	784	695
Air	(S)	—	1	1 422	227	2	3	1 375
Rail	(S)	—	—	(S)	9	—	—	(S)
Inland water	—	—	—	—	—	—	—	—
Great Lakes	—	—	—	—	—	—	—	—
Deep sea water	—	—	—	—	—	—	—	—
Pipeline ²	—	—	—	—	—	—	—	—
Multiple Modes								
Private truck and for-hire truck	(S)	—	—	(S)	(S)	(S)	(S)	(S)
Truck and air	5 481	28	43	1 554	10 781	103	132	1 286
Truck and rail	—	—	—	(S)	(S)	—	—	(S)
Truck and water	1	—	—	(S)	4	1	(S)	(S)
Truck and pipeline ²	—	—	—	—	—	—	—	—
Rail and water	—	—	—	—	—	—	—	—
Inland water and Great Lakes	—	—	—	—	—	—	—	—
Inland water and deep sea	—	—	—	—	—	—	—	—
Other Modes								
Other and unknown modes	2 107	30	17	528	4 675	95	64	689
STCC 37, TRANSPORTATION EQUIPMENT								
Total	20 211	716	257	356	69 381	3 228	1 191	361
Single Modes								
Parcel, U.S. Postal Service, or courier	5 543	213	124	588	7 438	376	203	496
Private truck	5 823	307	21	66	14 863	1 264	135	100
For-hire truck	4 135	132	66	500	32 845	1 271	662	505
Air	72	1	(S)	(S)	(S)	(S)	(S)	(S)
Rail	(S)	—	—	1 047	(S)	(S)	(S)	(S)
Inland water	—	—	—	—	—	—	—	—
Great Lakes	—	—	—	—	—	—	—	—
Deep sea water	—	—	—	—	—	—	—	—
Pipeline ²	—	—	—	—	—	—	—	—
Multiple Modes								
Private truck and for-hire truck	(S)	(S)	—	(S)	(S)	(S)	(S)	(S)
Truck and air	2 575	28	38	1 338	10 465	97	128	1 317
Truck and rail	—	—	—	(S)	(S)	—	—	(S)
Truck and water	—	—	—	(S)	3	—	1	1 619
Truck and pipeline ²	—	—	—	—	—	—	—	—
Rail and water	—	—	—	—	—	—	—	—
Inland water and Great Lakes	—	—	—	—	—	—	—	—
Inland water and deep sea	—	—	—	—	—	—	—	—

Table 10. **Shipment Characteristics by Commodity and Mode of Transportation by Shipment Size for the United States: 1993—Con.**

[For explanation of terms and meaning of abbreviations and symbols, see introductory text. Detail may not add to total because of rounding]

STCC code, description, and mode of transportation	50 to 99 lb				100 to 499 lb			
	Value (million dollars)	Tons (thousands)	Ton-miles ¹ (millions)	Average miles per shipment ¹	Value (million dollars)	Tons (thousands)	Ton-miles ¹ (millions)	Average miles per shipment ¹
STCC 37, TRANSPORTATION EQUIPMENT—Con.								
Other Modes								
Other and unknown modes	(S)	35	6	176	2 881	143	30	225
STCC 38, INSTRUMENTS, PHOTOGRAPHIC GOODS, OPTICAL GOODS, WATCHES, OR CLOCKS								
Total	12 577	287	125	444	34 135	1 089	515	478
Single Modes								
Parcel, U.S. Postal Service, or courier	7 244	163	89	560	8 175	202	144	702
Private truck	1 569	70	5	76	5 790	267	29	107
For-hire truck	1 925	41	18	426	15 300	572	285	499
Air	27	—	—	1 391	52	—	(S)	(S)
Rail	(S)	—	—	(S)	(S)	(S)	(S)	(S)
Inland water	—	—	—	—	—	—	—	—
Great Lakes	—	—	—	—	—	—	—	—
Deep sea water	—	—	—	—	—	—	—	—
Pipeline ²	—	—	—	—	—	—	—	—
Multiple Modes								
Private truck and for-hire truck	—	—	—	(S)	(S)	—	—	(S)
Truck and air	1 270	7	10	1 329	3 421	30	40	1 371
Truck and rail	—	—	—	(S)	(S)	—	—	(S)
Truck and water	(S)	—	—	(S)	(S)	—	(S)	(S)
Truck and pipeline ²	—	—	—	—	—	—	—	—
Rail and water	—	—	—	—	—	—	—	—
Inland water and Great Lakes	—	—	—	—	—	—	—	—
Inland water and deep sea	—	—	—	—	—	—	—	—
Other Modes								
Other and unknown modes	539	5	3	645	1 368	16	13	799
STCC 39, MISCELLANEOUS PRODUCTS OF MANUFACTURING								
Total	7 666	392	267	688	20 482	1 471	874	600
Single Modes								
Parcel, U.S. Postal Service, or courier	5 492	250	215	865	6 790	358	304	843
Private truck	986	91	11	114	4 684	572	92	160
For-hire truck	817	41	32	775	7 553	499	438	868
Air	(S)	—	—	(S)	(S)	—	—	1 904
Rail	(S)	—	—	(S)	4	—	—	1 405
Inland water	—	—	—	—	—	—	—	—
Great Lakes	—	—	—	—	—	—	—	—
Deep sea water	—	—	—	—	—	—	—	—
Pipeline ²	—	—	—	—	—	—	—	—
Multiple Modes								
Private truck and for-hire truck	(D)	(D)	(D)	(D)	(S)	(S)	—	(S)
Truck and air	168	3	5	1 974	(S)	9	18	1 845
Truck and rail	—	—	—	—	(S)	—	—	(S)
Truck and water	(D)	(D)	(D)	(D)	(S)	(S)	(S)	(S)
Truck and pipeline ²	—	—	—	—	—	—	—	—
Rail and water	—	—	—	—	—	—	—	—
Inland water and Great Lakes	—	—	—	—	—	—	—	—
Inland water and deep sea	—	—	—	—	—	—	—	—
Other Modes								
Other and unknown modes	192	7	3	440	503	31	20	597
STCC 40, WASTE OR SCRAP MATERIALS								
Total	(S)	1	—	(S)	(S)	18	1	(S)
Single Modes								
Parcel, U.S. Postal Service, or courier	(S)	—	—	(S)	(S)	1	—	361
Private truck	(S)	1	—	(S)	(S)	(S)	—	(S)
For-hire truck	(S)	—	—	(S)	(S)	3	1	188
Air	—	—	—	—	—	—	—	—
Rail	—	—	—	—	—	—	—	(S)
Inland water	—	—	—	—	—	—	—	—
Great Lakes	—	—	—	—	—	—	—	—
Deep sea water	—	—	—	—	—	—	—	—
Pipeline ²	—	—	—	—	—	—	—	—

Table 10. **Shipment Characteristics by Commodity and Mode of Transportation by Shipment Size for the United States: 1993—Con.**

[For explanation of terms and meaning of abbreviations and symbols, see introductory text. Detail may not add to total because of rounding]

STCC code, description, and mode of transportation	50 to 99 lb				100 to 499 lb			
	Value (million dollars)	Tons (thousands)	Ton-miles ¹ (millions)	Average miles per shipment ¹	Value (million dollars)	Tons (thousands)	Ton-miles ¹ (millions)	Average miles per shipment ¹
STCC 40, WASTE OR SCRAP MATERIALS—Con.								
Multiple Modes								
Private truck and for-hire truck	—	—	—	—	—	—	—	—
Truck and air	—	—	—	—	—	—	—	—
Truck and rail	—	—	—	—	—	—	—	—
Truck and water	—	—	—	—	—	—	—	—
Truck and pipeline ²	—	—	—	—	—	—	—	—
Rail and water	—	—	—	—	—	—	—	—
Inland water and Great Lakes	—	—	—	—	—	—	—	—
Inland water and deep sea	—	—	—	—	—	—	—	—
Other Modes								
Other and unknown modes	—	—	—	(S)	(S)	(S)	—	(S)
STCC 41, MISCELLANEOUS FREIGHT SHIPMENT								
Total	703	32	15	460	1 845	198	66	358
Single Modes								
Parcel, U.S. Postal Service, or courier	320	13	10	774	298	18	17	939
Private truck	117	13	1	80	678	127	14	108
For-hire truck	142	3	2	487	640	43	30	709
Air	(D)	(D)	(D)	(D)	(S)	—	—	(S)
Rail	—	—	—	—	—	—	—	(S)
Inland water	—	—	—	—	—	—	—	—
Great Lakes	—	—	—	—	—	—	—	—
Deep sea water	—	—	—	—	—	—	—	—
Pipeline ²	—	—	—	—	—	—	—	—
Multiple Modes								
Private truck and for-hire truck	(D)	(D)	(D)	(D)	1	—	—	(S)
Truck and air	(D)	(D)	(D)	(D)	146	2	2	1 432
Truck and rail	—	—	—	—	—	—	—	(S)
Truck and water	(D)	(D)	(D)	(D)	—	—	—	—
Truck and pipeline ²	—	—	—	—	—	—	—	—
Rail and water	—	—	—	—	—	—	—	—
Inland water and Great Lakes	—	—	—	—	—	—	—	—
Inland water and deep sea	—	—	—	—	—	—	—	—
Other Modes								
Other and unknown modes	13	(S)	—	(S)	81	(S)	2	(S)
STCC 42, CONTAINERS, CARRIERS OR DEVICES, SHIPPING, RETURNED EMPTY								
Total	(D)	(D)	(D)	(D)	25	6	2	354
Single Modes								
Parcel, U.S. Postal Service, or courier	(D)	(D)	(D)	(D)	—	—	—	(S)
Private truck	(D)	(D)	(D)	(D)	(S)	(S)	—	59
For-hire truck	(D)	(D)	(D)	(D)	11	3	2	570
Air	—	—	—	—	—	—	—	(S)
Rail	—	—	—	—	—	—	—	—
Inland water	—	—	—	—	—	—	—	—
Great Lakes	—	—	—	—	—	—	—	—
Deep sea water	—	—	—	—	—	—	—	—
Pipeline ²	—	—	—	—	—	—	—	—
Multiple Modes								
Private truck and for-hire truck	—	—	—	—	—	—	—	—
Truck and air	(D)	(D)	(D)	(D)	(S)	—	—	(S)
Truck and rail	—	—	—	—	—	—	—	—
Truck and water	—	—	—	—	—	—	—	—
Truck and pipeline ²	—	—	—	—	—	—	—	—
Rail and water	—	—	—	—	—	—	—	—
Inland water and Great Lakes	—	—	—	—	—	—	—	—
Inland water and deep sea	—	—	—	—	—	—	—	—
Other Modes								
Other and unknown modes	(D)	(D)	(D)	(D)	—	—	—	(S)

Table 10. **Shipment Characteristics by Commodity and Mode of Transportation by Shipment Size for the United States: 1993—Con.**

[For explanation of terms and meaning of abbreviations and symbols, see introductory text. Detail may not add to total because of rounding]

STCC code, description, and mode of transportation	50 to 99 lb				100 to 499 lb			
	Value (million dollars)	Tons (thousands)	Ton-miles ¹ (millions)	Average miles per shipment ¹	Value (million dollars)	Tons (thousands)	Ton-miles ¹ (millions)	Average miles per shipment ¹
STCC 48, WASTE HAZARDOUS MATERIALS OR WASTE HAZARDOUS SUBSTANCES								
Total	(S)	(S)	-	(S)	(S)	7	1	119
Single Modes								
Parcel, U.S. Postal Service, or courier	(S)	(S)	-	(S)	-	-	-	(S)
Private truck	(D)	(D)	(D)	(D)	15	5	-	28
For-hire truck	(D)	(D)	(D)	(D)	(S)	(S)	(S)	(S)
Air	-	-	-	-	-	-	-	-
Rail	-	-	-	-	-	-	-	-
Inland water	-	-	-	-	-	-	-	-
Great Lakes	-	-	-	-	-	-	-	-
Deep sea water	-	-	-	-	-	-	-	-
Pipeline ²	-	-	-	-	-	-	-	-
Multiple Modes								
Private truck and for-hire truck	-	-	-	-	-	-	-	-
Truck and air	(D)	(D)	(D)	(D)	-	-	-	-
Truck and rail	-	-	-	-	-	-	-	-
Truck and water	-	-	-	-	-	-	-	-
Truck and pipeline ²	-	-	-	-	-	-	-	-
Rail and water	-	-	-	-	-	-	-	-
Inland water and Great Lakes	-	-	-	-	-	-	-	-
Inland water and deep sea	-	-	-	-	-	-	-	-
Other Modes								
Other and unknown modes	-	-	-	-	-	-	-	-
COMMODITY UNKNOWN								
Total	828	49	16	331	3 123	237	79	338
Single Modes								
Parcel, U.S. Postal Service, or courier	339	20	10	476	460	30	21	729
Private truck	220	21	1	46	1 527	127	8	58
For-hire truck	90	5	3	683	738	60	35	584
Air	(S)	(S)	(S)	(S)	(S)	(S)	(S)	(S)
Rail	(S)	-	-	(S)	(S)	-	-	(S)
Inland water	-	-	-	-	-	-	-	-
Great Lakes	-	-	-	-	-	-	-	-
Deep sea water	-	-	-	-	-	-	-	-
Pipeline ²	-	-	-	-	-	-	-	-
Multiple Modes								
Private truck and for-hire truck	-	-	-	-	(D)	(D)	(D)	(D)
Truck and air	14	-	-	1 327	(S)	(S)	(S)	(S)
Truck and rail	-	-	-	-	-	-	-	-
Truck and water	-	-	-	-	(D)	(D)	(D)	(D)
Truck and pipeline ²	-	-	-	-	-	-	-	-
Rail and water	-	-	-	-	-	-	-	-
Inland water and Great Lakes	-	-	-	-	-	-	-	-
Inland water and deep sea	-	-	-	-	-	-	-	-
Other Modes								
Other and unknown modes	(S)	2	1	303	(S)	15	7	441

Table 10. **Shipment Characteristics by Commodity and Mode of Transportation by Shipment Size for the United States: 1993—Con.**

[For explanation of terms and meaning of abbreviations and symbols, see introductory text. Detail may not add to total because of rounding]

STCC code, description, and mode of transportation	500 to 749 lb				750 to 999 lb			
	Value (million dollars)	Tons (thousands)	Ton-miles ¹ (millions)	Average miles per shipment ¹	Value (million dollars)	Tons (thousands)	Ton-miles ¹ (millions)	Average miles per shipment ¹
ALL COMMODITIES								
Total	178 173	35 059	7 586	207	140 468	29 517	5 910	197
Single Modes								
Parcel, U.S. Postal Service, or courier	8 421	876	643	591	6 901	419	318	764
Private truck	63 687	24 616	1 480	61	46 816	21 077	1 275	61
For-hire truck	92 506	8 538	4 914	587	74 159	7 082	3 990	570
Air	112	5	8	1 695	155	2	3	1 940
Rail	156	24	(S)	(S)	(S)	12	15	1 244
Inland water	—	—	—	—	—	—	—	—
Great Lakes	—	—	—	—	—	—	—	—
Deep sea water	(D)	(D)	(D)	(D)	—	—	—	(S)
Pipeline ²	(D)	(D)	(D)	(D)	(S)	(S)	—	(S)
Multiple Modes								
Private truck and for-hire truck	386	96	34	391	243	79	20	277
Truck and air	6 015	135	198	1 616	5 054	106	144	1 351
Truck and rail	51	13	11	815	26	8	6	690
Truck and water	82	15	33	2 171	(S)	11	13	1 118
Truck and pipeline ²	—	—	—	—	—	—	—	—
Rail and water	—	—	—	—	—	—	—	—
Inland water and Great Lakes	—	—	—	—	—	—	—	—
Inland water and deep sea	—	—	—	—	—	—	—	—
Other Modes								
Other and unknown modes	6 753	740	234	246	6 837	721	126	182
STCC 01, FARM PRODUCTS								
Total	1 771	1 292	111	86	1 491	1 095	103	94
Single Modes								
Parcel, U.S. Postal Service, or courier	11	2	2	857	(S)	(S)	(S)	(S)
Private truck	1 501	1 163	63	54	1 245	992	59	59
For-hire truck	166	53	33	625	150	55	24	439
Air	(D)	(D)	(D)	(D)	—	—	—	—
Rail	(S)	(S)	(S)	(S)	(D)	(D)	(D)	(D)
Inland water	—	—	—	—	—	—	—	—
Great Lakes	—	—	—	—	—	—	—	—
Deep sea water	—	—	—	—	—	—	—	—
Pipeline ²	—	—	—	—	—	—	—	—
Multiple Modes								
Private truck and for-hire truck	(S)	(S)	—	(S)	(D)	(D)	(D)	(D)
Truck and air	(D)	(D)	(D)	(D)	(S)	(S)	(S)	(S)
Truck and rail	(D)	(D)	(D)	(D)	—	—	—	—
Truck and water	(D)	(D)	(D)	(D)	(S)	(S)	(S)	(S)
Truck and pipeline ²	—	—	—	—	—	—	—	—
Rail and water	—	—	—	—	—	—	—	—
Inland water and Great Lakes	—	—	—	—	—	—	—	—
Inland water and deep sea	—	—	—	—	—	—	—	—
Other Modes								
Other and unknown modes	(S)	(S)	8	115	70	(S)	6	145
STCC 08, FOREST PRODUCTS								
Total	16	11	(S)	(S)	11	8	(S)	(S)
Single Modes								
Parcel, U.S. Postal Service, or courier	(D)	(D)	(D)	(D)	—	—	—	(S)
Private truck	(D)	(D)	(D)	(D)	(S)	5	(S)	(S)
For-hire truck	11	4	(S)	(S)	6	(S)	(S)	(S)
Air	—	—	—	—	—	—	—	—
Rail	—	—	—	—	—	—	—	—
Inland water	—	—	—	—	—	—	—	—
Great Lakes	—	—	—	—	—	—	—	—
Deep sea water	—	—	—	—	—	—	—	—
Pipeline ²	—	—	—	—	—	—	—	—
Multiple Modes								
Private truck and for-hire truck	—	—	—	—	—	—	—	—
Truck and air	—	—	—	—	—	—	—	—
Truck and rail	—	—	—	—	—	—	—	—
Truck and water	—	—	—	—	—	—	—	—
Truck and pipeline ²	—	—	—	—	—	—	—	—
Rail and water	—	—	—	—	—	—	—	—
Inland water and Great Lakes	—	—	—	—	—	—	—	—
Inland water and deep sea	—	—	—	—	—	—	—	—

Table 10. **Shipment Characteristics by Commodity and Mode of Transportation by Shipment Size for the United States: 1993—Con.**

[For explanation of terms and meaning of abbreviations and symbols, see introductory text. Detail may not add to total because of rounding]

STCC code, description, and mode of transportation	500 to 749 lb				750 to 999 lb			
	Value (million dollars)	Tons (thousands)	Ton-miles ¹ (millions)	Average miles per shipment ¹	Value (million dollars)	Tons (thousands)	Ton-miles ¹ (millions)	Average miles per shipment ¹
STCC 08, FOREST PRODUCTS—Con.								
Other Modes								
Other and unknown modes	(D)	(D)	(D)	(D)	—	—	—	(S)
STCC 09, FRESH FISH OR OTHER MARINE PRODUCTS								
Total	551	127	37	289	465	93	28	303
Single Modes								
Parcel, U.S. Postal Service, or courier	(D)	(D)	(D)	(D)	(D)	(D)	(D)	(D)
Private truck	384	80	11	139	304	59	9	158
For-hire truck	97	(S)	11	378	96	21	12	592
Air	(D)	(D)	(D)	(D)	(D)	(D)	(D)	(D)
Rail	—	—	—	—	—	—	—	—
Inland water	—	—	—	—	—	—	—	—
Great Lakes	—	—	—	—	—	—	—	—
Deep sea water	—	—	—	—	—	—	—	—
Pipeline ²	—	—	—	—	—	—	—	—
Multiple Modes								
Private truck and for-hire truck	(D)	(D)	(D)	(D)	(D)	(D)	(D)	(D)
Truck and air	40	6	11	1 934	23	3	4	1 456
Truck and rail	—	—	—	—	—	—	—	—
Truck and water	(D)	(D)	(D)	(D)	(D)	(D)	(D)	(D)
Truck and pipeline ²	—	—	—	—	—	—	—	—
Rail and water	—	—	—	—	—	—	—	—
Inland water and Great Lakes	—	—	—	—	—	—	—	—
Inland water and deep sea	—	—	—	—	—	—	—	—
Other Modes								
Other and unknown modes	20	(S)	(S)	(S)	(S)	(S)	(S)	(S)
STCC 10, METALLIC ORES								
Total	670	3	1	464	702	3	1	422
Single Modes								
Parcel, U.S. Postal Service, or courier	(S)	—	—	(S)	(S)	—	—	(S)
Private truck	(S)	1	—	(S)	7	(S)	—	(S)
For-hire truck	627	2	1	623	693	3	1	482
Air	—	—	—	(S)	—	—	—	—
Rail	—	—	—	—	—	—	—	—
Inland water	—	—	—	—	—	—	—	—
Great Lakes	—	—	—	—	—	—	—	—
Deep sea water	—	—	—	—	—	—	—	—
Pipeline ²	—	—	—	—	—	—	—	—
Multiple Modes								
Private truck and for-hire truck	—	—	—	—	—	—	—	—
Truck and air	(S)	—	—	(S)	(S)	—	—	(S)
Truck and rail	—	—	—	—	—	—	—	—
Truck and water	—	—	—	—	—	—	—	—
Truck and pipeline ²	—	—	—	—	—	—	—	—
Rail and water	—	—	—	—	—	—	—	—
Inland water and Great Lakes	—	—	—	—	—	—	—	—
Inland water and deep sea	—	—	—	—	—	—	—	—
Other Modes								
Other and unknown modes	—	—	—	—	—	—	—	—
STCC 11, COAL								
Total	(D)	(D)	(D)	(D)	—	2	—	44
Single Modes								
Parcel, U.S. Postal Service, or courier	—	—	—	—	—	—	—	—
Private truck	(D)	(D)	(D)	(D)	(D)	(D)	(D)	(D)
For-hire truck	(D)	(D)	(D)	(D)	(D)	(D)	(D)	(D)
Air	—	—	—	—	—	—	—	—
Rail	(D)	(D)	(D)	(D)	—	—	—	(S)
Inland water	—	—	—	—	—	—	—	—
Great Lakes	—	—	—	—	—	—	—	—
Deep sea water	—	—	—	—	—	—	—	—
Pipeline ²	—	—	—	—	—	—	—	—

Table 10. **Shipment Characteristics by Commodity and Mode of Transportation by Shipment Size for the United States: 1993—Con.**

[For explanation of terms and meaning of abbreviations and symbols, see introductory text. Detail may not add to total because of rounding]

STCC code, description, and mode of transportation	500 to 749 lb				750 to 999 lb			
	Value (million dollars)	Tons (thousands)	Ton-miles ¹ (millions)	Average miles per shipment ¹	Value (million dollars)	Tons (thousands)	Ton-miles ¹ (millions)	Average miles per shipment ¹
STCC 11, COAL—Con.								
Multiple Modes								
Private truck and for-hire truck	—	—	—	—	—	—	—	—
Truck and air	—	—	—	—	—	—	—	—
Truck and rail	—	—	—	—	—	—	—	—
Truck and water	—	—	—	—	—	—	—	—
Truck and pipeline ²	—	—	—	—	—	—	—	—
Rail and water	—	—	—	—	—	—	—	—
Inland water and Great Lakes	—	—	—	—	—	—	—	—
Inland water and deep sea	—	—	—	—	—	—	—	—
Other Modes								
Other and unknown modes	—	—	—	—	—	—	—	—
STCC 13, CRUDE PETROLEUM, NATURAL GAS, OR GASOLINE								
Total	(S)	(S)	(S)	(S)	(S)	(S)	(S)	(S)
Single Modes								
Parcel, U.S. Postal Service, or courier	—	—	—	—	(D)	(D)	(D)	(D)
Private truck	(S)	(S)	—	(S)	(S)	(S)	—	(S)
For-hire truck	(S)	—	—	(S)	—	—	—	(S)
Air	—	—	—	—	—	—	—	—
Rail	—	—	—	—	—	—	—	—
Inland water	—	—	—	—	—	—	—	—
Great Lakes	—	—	—	—	—	—	—	—
Deep sea water	—	—	—	—	—	—	—	—
Pipeline ²	(D)	(D)	(D)	(D)	(D)	(D)	(D)	(D)
Multiple Modes								
Private truck and for-hire truck	(D)	(D)	(D)	(D)	—	—	—	—
Truck and air	—	—	—	—	—	—	—	—
Truck and rail	—	—	—	—	—	—	—	—
Truck and water	—	—	—	—	—	—	—	—
Truck and pipeline ²	—	—	—	—	—	—	—	—
Rail and water	—	—	—	—	—	—	—	—
Inland water and Great Lakes	—	—	—	—	—	—	—	—
Inland water and deep sea	—	—	—	—	—	—	—	—
Other Modes								
Other and unknown modes	(S)	(S)	—	(S)	(D)	(D)	(D)	(D)
STCC 14, NONMETALLIC MINERALS								
Total	87	177	10	57	105	189	7	39
Single Modes								
Parcel, U.S. Postal Service, or courier	(D)	(D)	(D)	(D)	(D)	(D)	(D)	(D)
Private truck	69	159	6	35	(S)	177	5	28
For-hire truck	17	14	4	298	13	9	2	229
Air	—	—	—	—	—	—	—	—
Rail	—	—	—	—	—	—	—	—
Inland water	—	—	—	—	—	—	—	—
Great Lakes	—	—	—	—	—	—	—	—
Deep sea water	—	—	—	—	(D)	(D)	(D)	(D)
Pipeline ²	—	—	—	—	—	—	—	—
Multiple Modes								
Private truck and for-hire truck	(D)	(D)	(D)	(D)	(D)	(D)	(D)	(D)
Truck and air	—	—	—	—	(D)	(D)	(D)	(D)
Truck and rail	—	—	—	—	—	—	—	—
Truck and water	—	—	—	—	—	—	—	—
Truck and pipeline ²	—	—	—	—	—	—	—	—
Rail and water	—	—	—	—	—	—	—	—
Inland water and Great Lakes	—	—	—	—	—	—	—	—
Inland water and deep sea	—	—	—	—	—	—	—	—
Other Modes								
Other and unknown modes	(D)	(D)	(D)	(D)	(D)	(D)	(D)	(D)

Table 10. **Shipment Characteristics by Commodity and Mode of Transportation by Shipment Size for the United States: 1993—Con.**

[For explanation of terms and meaning of abbreviations and symbols, see introductory text. Detail may not add to total because of rounding]

STCC code, description, and mode of transportation	500 to 749 lb				750 to 999 lb			
	Value (million dollars)	Tons (thousands)	Ton-miles ¹ (millions)	Average miles per shipment ¹	Value (million dollars)	Tons (thousands)	Ton-miles ¹ (millions)	Average miles per shipment ¹
STCC 19, ORDNANCE OR ACCESSORIES								
Total	302	9	7	691	156	6	5	852
Single Modes								
Parcel, U.S. Postal Service, or courier	16	(S)	1	790	7	—	—	1 194
Private truck	48	(S)	—	(S)	(D)	(D)	(D)	(D)
For-hire truck	233	6	6	930	122	4	4	998
Air	(D)	(D)	(D)	(D)	—	—	—	—
Rail	—	—	—	(S)	—	—	—	(S)
Inland water	—	—	—	—	—	—	—	—
Great Lakes	—	—	—	—	—	—	—	—
Deep sea water	—	—	—	—	—	—	—	—
Pipeline ²	—	—	—	—	—	—	—	—
Multiple Modes								
Private truck and for-hire truck	—	—	—	(S)	—	—	—	—
Truck and air	4	—	—	1 168	(D)	(D)	(D)	(D)
Truck and rail	—	—	—	—	—	—	—	—
Truck and water	(D)	(D)	(D)	(D)	—	—	—	—
Truck and pipeline ²	—	—	—	—	—	—	—	—
Rail and water	—	—	—	—	—	—	—	—
Inland water and Great Lakes	—	—	—	—	—	—	—	—
Inland water and deep sea	—	—	—	—	—	—	—	—
Other Modes								
Other and unknown modes	(D)	(D)	(D)	(D)	(S)	—	—	(S)
STCC 20, FOOD OR KINDRED PRODUCTS								
Total	21 059	12 298	840	68	16 829	10 388	739	71
Single Modes								
Parcel, U.S. Postal Service, or courier	49	(S)	8	(S)	(S)	(S)	3	(S)
Private truck	18 553	11 463	549	47	14 631	9 634	492	51
For-hire truck	2 148	595	251	419	1 868	520	214	409
Air	(S)	(S)	(S)	(S)	(S)	—	(S)	(S)
Rail	(S)	—	—	(S)	(S)	(S)	(S)	(S)
Inland water	—	—	—	—	—	—	—	—
Great Lakes	—	—	—	—	—	—	—	—
Deep sea water	—	—	—	—	—	—	—	—
Pipeline ²	—	—	—	—	—	—	—	—
Multiple Modes								
Private truck and for-hire truck	30	(S)	(S)	(S)	38	(S)	(S)	(S)
Truck and air	10	2	3	1 645	9	1	2	1 817
Truck and rail	(S)	(S)	1	(S)	(S)	(S)	—	(S)
Truck and water	(S)	3	(S)	(S)	(S)	3	2	(S)
Truck and pipeline ²	—	—	—	—	—	—	—	—
Rail and water	—	—	—	—	—	—	—	—
Inland water and Great Lakes	—	—	—	—	—	—	—	—
Inland water and deep sea	—	—	—	—	—	—	—	—
Other Modes								
Other and unknown modes	247	158	17	104	233	173	16	97
STCC 21, TOBACCO PRODUCTS, EXCLUDING INSECTICIDES								
Total	1 937	112	18	163	(S)	(S)	13	72
Single Modes								
Parcel, U.S. Postal Service, or courier	(S)	—	—	(S)	5	—	—	(S)
Private truck	1 466	87	7	79	815	69	6	84
For-hire truck	450	24	10	460	404	21	7	328
Air	—	—	—	—	—	—	—	—
Rail	—	—	—	—	—	—	—	—
Inland water	—	—	—	—	—	—	—	—
Great Lakes	—	—	—	—	—	—	—	—
Deep sea water	—	—	—	—	—	—	—	—
Pipeline ²	—	—	—	—	—	—	—	—
Multiple Modes								
Private truck and for-hire truck	14	1	—	351	(S)	—	—	(S)
Truck and air	(D)	(D)	(D)	(D)	—	—	—	—
Truck and rail	(D)	(D)	(D)	(D)	(D)	(D)	(D)	(D)
Truck and water	—	—	—	—	—	—	—	—
Truck and pipeline ²	—	—	—	—	—	—	—	—
Rail and water	—	—	—	—	—	—	—	—
Inland water and Great Lakes	—	—	—	—	—	—	—	—
Inland water and deep sea	—	—	—	—	—	—	—	—

Table 10. **Shipment Characteristics by Commodity and Mode of Transportation by Shipment Size for the United States: 1993—Con.**

[For explanation of terms and meaning of abbreviations and symbols, see introductory text. Detail may not add to total because of rounding]

STCC code, description, and mode of transportation	500 to 749 lb				750 to 999 lb			
	Value (million dollars)	Tons (thousands)	Ton-miles ¹ (millions)	Average miles per shipment ¹	Value (million dollars)	Tons (thousands)	Ton-miles ¹ (millions)	Average miles per shipment ¹
STCC 21, TOBACCO PRODUCTS, EXCLUDING INSECTICIDES—Con.								
Other Modes								
Other and unknown modes	(D)	(D)	(D)	(D)	(D)	(D)	(D)	(D)
STCC 22, TEXTILE MILL PRODUCTS								
Total	3 889	648	349	536	2 797	508	260	512
Single Modes								
Parcel, U.S. Postal Service, or courier	134	14	13	868	30	6	5	881
Private truck	1 108	226	37	162	757	175	24	139
For-hire truck	2 427	369	273	741	1 883	300	220	735
Air	—	—	—	—	—	—	—	—
Rail	(S)	—	—	(S)	(D)	(D)	(D)	(D)
Inland water	—	—	—	—	—	—	—	—
Great Lakes	—	—	—	—	—	—	—	—
Deep sea water	—	—	—	—	—	—	—	—
Pipeline ²	—	—	—	—	—	—	—	—
Multiple Modes								
Private truck and for-hire truck	(S)	19	(S)	(S)	32	10	(S)	(S)
Truck and air	(S)	2	(S)	(S)	(D)	(D)	(D)	(D)
Truck and rail	—	—	—	—	(S)	—	—	(S)
Truck and water	(S)	—	—	(S)	(D)	(D)	(D)	(D)
Truck and pipeline ²	—	—	—	—	—	—	—	—
Rail and water	—	—	—	—	—	—	—	—
Inland water and Great Lakes	—	—	—	—	—	—	—	—
Inland water and deep sea	—	—	—	—	—	—	—	—
Other Modes								
Other and unknown modes	90	16	5	337	75	16	5	293
STCC 23, APPAREL OR OTHER FINISHED TEXTILE PRODUCTS								
Total	11 015	475	358	749	8 268	361	269	745
Single Modes								
Parcel, U.S. Postal Service, or courier	788	43	33	746	456	31	41	1 305
Private truck	1 522	82	25	297	1 191	63	19	302
For-hire truck	7 956	325	263	807	5 814	247	185	750
Air	2	—	—	(S)	(S)	—	(S)	(S)
Rail	—	—	—	(S)	—	—	—	—
Inland water	—	—	—	—	—	—	—	—
Great Lakes	—	—	—	—	—	—	—	—
Deep sea water	—	—	—	(S)	—	—	—	—
Pipeline ²	—	—	—	—	—	—	—	—
Multiple Modes								
Private truck and for-hire truck	141	4	5	1 084	(S)	2	(S)	(S)
Truck and air	402	10	28	2 821	(S)	10	17	1 632
Truck and rail	—	—	—	—	—	—	—	—
Truck and water	—	—	—	(S)	—	—	—	—
Truck and pipeline ²	—	—	—	—	—	—	—	—
Rail and water	—	—	—	—	—	—	—	—
Inland water and Great Lakes	—	—	—	—	—	—	—	—
Inland water and deep sea	—	—	—	—	—	—	—	—
Other Modes								
Other and unknown modes	(S)	11	(S)	(S)	115	7	4	(S)
STCC 24, LUMBER OR WOOD PRODUCTS, EXCLUDING FURNITURE								
Total	2 413	706	120	166	1 968	615	96	155
Single Modes								
Parcel, U.S. Postal Service, or courier	31	6	3	514	14	3	2	483
Private truck	1 881	577	42	72	1 548	503	38	74
For-hire truck	396	91	54	594	379	89	54	608
Air	—	—	—	—	—	—	—	—
Rail	(S)	—	—	(S)	—	—	—	(S)
Inland water	—	—	—	—	—	—	—	—
Great Lakes	—	—	—	—	—	—	—	—
Deep sea water	—	—	—	—	—	—	—	—
Pipeline ²	—	—	—	—	—	—	—	—

Table 10. **Shipment Characteristics by Commodity and Mode of Transportation by Shipment Size for the United States: 1993—Con.**

[For explanation of terms and meaning of abbreviations and symbols, see introductory text. Detail may not add to total because of rounding]

STCC code, description, and mode of transportation	500 to 749 lb				750 to 999 lb			
	Value (million dollars)	Tons (thousands)	Ton-miles ¹ (millions)	Average miles per shipment ¹	Value (million dollars)	Tons (thousands)	Ton-miles ¹ (millions)	Average miles per shipment ¹
STCC 24, LUMBER OR WOOD PRODUCTS, EXCLUDING FURNITURE—Con.								
Multiple Modes								
Private truck and for-hire truck	(D)	(D)	(D)	(D)	2	—	—	(S)
Truck and air	(D)	(D)	(D)	(D)	(S)	—	—	(S)
Truck and rail	(S)	(S)	(S)	(S)	—	—	—	—
Truck and water	(S)	(S)	(S)	(S)	—	—	—	(S)
Truck and pipeline ²	—	—	—	—	—	—	—	—
Rail and water	—	—	—	—	—	—	—	—
Inland water and Great Lakes	—	—	—	—	—	—	—	—
Inland water and deep sea	—	—	—	—	—	—	—	—
Other Modes								
Other and unknown modes	65	26	5	176	25	18	2	106
STCC 25, FURNITURE OR FIXTURES								
Total	3 892	720	327	453	2 735	538	255	473
Single Modes								
Parcel, U.S. Postal Service, or courier	66	12	11	884	48	9	7	820
Private truck	1 680	311	54	174	1 257	250	45	180
For-hire truck	2 077	384	253	661	1 385	270	192	715
Air	—	—	—	—	—	—	—	—
Rail	8	2	3	1 235	(S)	1	2	1 558
Inland water	—	—	—	—	—	—	—	—
Great Lakes	—	—	—	—	—	—	—	—
Deep sea water	—	—	—	—	—	—	—	—
Pipeline ²	—	—	—	—	—	—	—	—
Multiple Modes								
Private truck and for-hire truck	3	—	(S)	(S)	2	—	—	(S)
Truck and air	(D)	(D)	(D)	(D)	9	1	3	2 179
Truck and rail	2	—	(S)	(S)	1	—	—	1 358
Truck and water	(D)	(D)	(D)	(D)	—	—	—	(S)
Truck and pipeline ²	—	—	—	—	—	—	—	—
Rail and water	—	—	—	—	—	—	—	—
Inland water and Great Lakes	—	—	—	—	—	—	—	—
Inland water and deep sea	—	—	—	—	—	—	—	—
Other Modes								
Other and unknown modes	50	9	3	404	30	6	4	669
STCC 26, PULP, PAPER, OR ALLIED PRODUCTS								
Total	5 044	2 130	297	138	3 570	1 674	248	147
Single Modes								
Parcel, U.S. Postal Service, or courier	(D)	(D)	(D)	(D)	103	37	13	331
Private truck	3 008	1 476	70	47	2 064	1 109	57	51
For-hire truck	1 721	545	194	355	1 358	501	173	345
Air	(S)	—	—	(S)	—	—	—	—
Rail	(S)	—	—	(S)	(S)	—	—	(S)
Inland water	—	—	—	—	—	—	—	—
Great Lakes	—	—	—	—	—	—	—	—
Deep sea water	(D)	(D)	(D)	(D)	—	—	—	—
Pipeline ²	—	—	—	—	—	—	—	—
Multiple Modes								
Private truck and for-hire truck	6	3	—	(S)	(S)	3	—	89
Truck and air	5	1	1	1 033	8	(S)	2	(S)
Truck and rail	(D)	(D)	(D)	(D)	—	—	—	(S)
Truck and water	1	—	—	698	(S)	—	(S)	(S)
Truck and pipeline ²	—	—	—	—	—	—	—	—
Rail and water	—	—	—	—	—	—	—	—
Inland water and Great Lakes	—	—	—	—	—	—	—	—
Inland water and deep sea	—	—	—	—	—	—	—	—
Other Modes								
Other and unknown modes	45	22	2	82	30	17	3	145

Table 10. **Shipment Characteristics by Commodity and Mode of Transportation by Shipment Size for the United States: 1993—Con.**

[For explanation of terms and meaning of abbreviations and symbols, see introductory text. Detail may not add to total because of rounding]

STCC code, description, and mode of transportation	500 to 749 lb				750 to 999 lb			
	Value (million dollars)	Tons (thousands)	Ton-miles ¹ (millions)	Average miles per shipment ¹	Value (million dollars)	Tons (thousands)	Ton-miles ¹ (millions)	Average miles per shipment ¹
STCC 27, PRINTED MATTER								
Total	(S)	(S)	(S)	(S)	(S)	(S)	(S)	(S)
Single Modes								
Parcel, U.S. Postal Service, or courier	(S)	(S)	(S)	(S)	(D)	(D)	(D)	(D)
Private truck	(S)	(S)	(S)	(S)	(S)	(S)	(S)	(S)
For-hire truck	(S)	(S)	(S)	(S)	(S)	(S)	(S)	(S)
Air	(S)	-	(S)	(S)	(D)	(D)	(D)	(D)
Rail	-	-	-	(S)	(D)	(D)	(D)	(D)
Inland water	-	-	-	-	-	-	-	-
Great Lakes	-	-	-	-	-	-	-	-
Deep sea water	-	-	-	-	-	-	-	-
Pipeline ²	-	-	-	-	-	-	-	-
Multiple Modes								
Private truck and for-hire truck	(S)	(S)	(S)	(S)	(S)	(S)	(S)	(S)
Truck and air	(S)	(S)	(S)	(S)	(D)	(D)	(D)	(D)
Truck and rail	-	-	-	(S)	-	-	-	-
Truck and water	(S)	(S)	-	(S)	(D)	(D)	(D)	(D)
Truck and pipeline ²	-	-	-	-	-	-	-	-
Rail and water	-	-	-	-	-	-	-	-
Inland water and Great Lakes	-	-	-	-	-	-	-	-
Inland water and deep sea	-	-	-	-	-	-	-	-
Other Modes								
Other and unknown modes	(S)	(S)	(S)	(S)	(S)	(S)	(S)	(S)
STCC 28, CHEMICALS OR ALLIED PRODUCTS								
Total	14 732	2 838	526	186	10 336	2 053	415	202
Single Modes								
Parcel, U.S. Postal Service, or courier	475	46	15	335	213	21	12	619
Private truck	5 071	1 889	93	49	3 051	1 321	64	49
For-hire truck	8 715	834	389	463	6 464	662	318	482
Air	(S)	(S)	(S)	(S)	-	-	-	(S)
Rail	(S)	1	(S)	(S)	3	(S)	(S)	(S)
Inland water	-	-	-	-	-	-	-	-
Great Lakes	-	-	-	-	-	-	-	-
Deep sea water	-	-	-	-	-	-	-	-
Pipeline ²	(S)	-	-	(S)	(D)	(D)	(D)	(D)
Multiple Modes								
Private truck and for-hire truck	(S)	13	3	255	(S)	8	3	363
Truck and air	121	(S)	(S)	(S)	(S)	(S)	(S)	(S)
Truck and rail	(S)	(S)	(S)	(S)	(D)	(D)	(D)	(D)
Truck and water	(S)	2	(S)	(S)	(S)	(S)	(S)	(S)
Truck and pipeline ²	-	-	-	-	-	-	-	-
Rail and water	-	-	-	-	-	-	-	-
Inland water and Great Lakes	-	-	-	-	-	-	-	-
Inland water and deep sea	-	-	-	-	-	-	-	-
Other Modes								
Other and unknown modes	257	42	8	190	87	33	5	133
STCC 29, PETROLEUM OR COAL PRODUCTS								
Total	1 137	2 097	77	37	1 549	3 124	101	32
Single Modes								
Parcel, U.S. Postal Service, or courier	(S)	5	-	(S)	4	3	(S)	(S)
Private truck	941	1 875	48	26	1 325	2 758	58	21
For-hire truck	157	156	25	161	192	298	40	135
Air	-	-	-	-	-	-	-	-
Rail	-	-	-	-	-	-	-	-
Inland water	-	-	-	-	-	-	-	-
Great Lakes	-	-	-	-	-	-	-	-
Deep sea water	-	-	-	-	-	-	-	-
Pipeline ²	(D)	(D)	(D)	(D)	-	-	-	-
Multiple Modes								
Private truck and for-hire truck	(S)	(S)	-	45	(S)	(S)	-	(S)
Truck and air	(D)	(D)	(D)	(D)	(S)	-	(S)	(S)
Truck and rail	-	-	-	-	-	-	-	(S)
Truck and water	-	-	-	-	-	-	-	-
Truck and pipeline ²	-	-	-	-	-	-	-	-
Rail and water	-	-	-	-	-	-	-	-
Inland water and Great Lakes	-	-	-	-	-	-	-	-
Inland water and deep sea	-	-	-	-	-	-	-	-

Table 10. **Shipment Characteristics by Commodity and Mode of Transportation by Shipment Size for the United States: 1993—Con.**

[For explanation of terms and meaning of abbreviations and symbols, see introductory text. Detail may not add to total because of rounding]

STCC code, description, and mode of transportation	500 to 749 lb				750 to 999 lb			
	Value (million dollars)	Tons (thousands)	Ton-miles ¹ (millions)	Average miles per shipment ¹	Value (million dollars)	Tons (thousands)	Ton-miles ¹ (millions)	Average miles per shipment ¹
STCC 29, PETROLEUM OR COAL PRODUCTS—Con.								
Other Modes								
Other and unknown modes	26	57	3	53	25	62	1	(S)
STCC 30, RUBBER OR MISCELLANEOUS PLASTICS PRODUCTS								
Total	7 196	1 401	483	341	5 473	1 115	384	342
Single Modes								
Parcel, U.S. Postal Service, or courier	260	40	32	785	(D)	(D)	(D)	(D)
Private truck	2 892	720	67	92	2 001	538	50	93
For-hire truck	3 792	602	362	597	3 214	527	299	567
Air	(D)	(D)	(D)	(D)	(D)	(D)	(D)	(D)
Rail	(S)	(S)	(S)	(S)	(S)	—	—	(S)
Inland water	—	—	—	—	—	—	—	—
Great Lakes	—	—	—	—	—	—	—	—
Deep sea water	(D)	(D)	(D)	(D)	(D)	(D)	(D)	(D)
Pipeline ²	—	—	—	—	—	—	—	—
Multiple Modes								
Private truck and for-hire truck	(S)	1	—	324	(D)	(D)	(D)	(D)
Truck and air	(S)	4	5	1 214	(D)	(D)	(D)	(D)
Truck and rail	(S)	(S)	(S)	(S)	(D)	(D)	(D)	(D)
Truck and water	(S)	(S)	(S)	(S)	(S)	(S)	(S)	(S)
Truck and pipeline ²	—	—	—	—	—	—	—	—
Rail and water	—	—	—	—	—	—	—	—
Inland water and Great Lakes	—	—	—	—	—	—	—	—
Inland water and deep sea	—	—	—	—	—	—	—	—
Other Modes								
Other and unknown modes	129	27	7	241	81	17	6	356
STCC 31, LEATHER OR LEATHER PRODUCTS								
Total	2 491	105	108	1 025	2 366	82	70	858
Single Modes								
Parcel, U.S. Postal Service, or courier	266	18	(S)	(S)	105	4	4	1 190
Private truck	113	5	3	513	105	7	2	368
For-hire truck	2 001	79	74	922	2 056	69	62	904
Air	—	—	—	—	—	—	—	—
Rail	—	—	—	—	—	—	—	—
Inland water	—	—	—	—	—	—	—	—
Great Lakes	—	—	—	—	—	—	—	—
Deep sea water	—	—	—	—	—	—	—	—
Pipeline ²	—	—	—	—	—	—	—	—
Multiple Modes								
Private truck and for-hire truck	—	—	—	—	(S)	—	—	(S)
Truck and air	39	(S)	(S)	(S)	(S)	—	(S)	(S)
Truck and rail	—	—	—	—	—	—	—	—
Truck and water	—	—	—	(S)	—	—	—	(S)
Truck and pipeline ²	—	—	—	—	—	—	—	—
Rail and water	—	—	—	—	—	—	—	—
Inland water and Great Lakes	—	—	—	—	—	—	—	—
Inland water and deep sea	—	—	—	—	—	—	—	—
Other Modes								
Other and unknown modes	(S)	(S)	(S)	(S)	(S)	(S)	(S)	(S)
STCC 32, CLAY, CONCRETE, GLASS, OR STONE PRODUCTS								
Total	1 606	570	138	238	1 251	483	135	279
Single Modes								
Parcel, U.S. Postal Service, or courier	32	12	9	720	34	14	10	726
Private truck	(D)	(D)	(D)	(D)	(D)	(D)	(D)	(D)
For-hire truck	744	164	100	609	583	132	93	703
Air	(D)	(D)	(D)	(D)	(D)	(D)	(D)	(D)
Rail	(S)	2	(S)	(S)	(S)	(S)	—	(S)
Inland water	—	—	—	—	—	—	—	—
Great Lakes	—	—	—	—	—	—	—	—
Deep sea water	—	—	—	—	—	—	—	—
Pipeline ²	—	—	—	—	—	—	—	—

Table 10. **Shipment Characteristics by Commodity and Mode of Transportation by Shipment Size for the United States: 1993—Con.**

[For explanation of terms and meaning of abbreviations and symbols, see introductory text. Detail may not add to total because of rounding]

STCC code, description, and mode of transportation	500 to 749 lb				750 to 999 lb			
	Value (million dollars)	Tons (thousands)	Ton-miles ¹ (millions)	Average miles per shipment ¹	Value (million dollars)	Tons (thousands)	Ton-miles ¹ (millions)	Average miles per shipment ¹
STCC 32, CLAY, CONCRETE, GLASS, OR STONE PRODUCTS—Con.								
Multiple Modes								
Private truck and for-hire truck	(D)	(D)	(D)	(D)	(S)	—	(S)	(S)
Truck and air	(D)	(D)	(D)	(D)	(D)	(D)	(D)	(D)
Truck and rail	(D)	(D)	(D)	(D)	(D)	(D)	(D)	(D)
Truck and water	(S)	—	—	(S)	(D)	(D)	(D)	(D)
Truck and pipeline ²	—	—	—	—	—	—	—	—
Rail and water	—	—	—	—	—	—	—	—
Inland water and Great Lakes	—	—	—	—	—	—	—	—
Inland water and deep sea	—	—	—	—	—	—	—	—
Other Modes								
Other and unknown modes	27	19	3	137	47	17	(S)	(S)
STCC 33, PRIMARY METAL PRODUCTS								
Total	5 050	1 396	276	198	3 663	1 208	261	214
Single Modes								
Parcel, U.S. Postal Service, or courier	144	24	8	334	75	11	5	454
Private truck	2 363	936	65	69	1 520	787	55	69
For-hire truck	2 386	406	191	472	1 957	385	194	499
Air	(S)	—	—	(S)	(S)	—	—	(S)
Rail	1	1	—	(S)	(D)	(D)	(D)	(D)
Inland water	—	—	—	—	—	—	—	—
Great Lakes	—	—	—	—	—	—	—	—
Deep sea water	—	—	—	—	—	—	—	—
Pipeline ²	—	—	—	—	—	—	—	—
Multiple Modes								
Private truck and for-hire truck	(S)	1	—	(S)	(S)	2	—	165
Truck and air	54	4	6	1 496	(D)	(D)	(D)	(D)
Truck and rail	(S)	—	—	(S)	(D)	(D)	(D)	(D)
Truck and water	2	—	1	2 231	(S)	—	(S)	(S)
Truck and pipeline ²	—	—	—	—	—	—	—	—
Rail and water	—	—	—	—	—	—	—	—
Inland water and Great Lakes	—	—	—	—	—	—	—	—
Inland water and deep sea	—	—	—	—	—	—	—	—
Other Modes								
Other and unknown modes	91	22	4	184	76	20	3	135
STCC 34, FABRICATED METAL PRODUCTS								
Total	10 573	1 683	600	353	7 062	1 349	457	338
Single Modes								
Parcel, U.S. Postal Service, or courier	474	49	31	631	209	34	18	535
Private truck	3 803	846	81	94	2 605	692	69	100
For-hire truck	5 883	737	462	626	4 032	593	351	592
Air	1	—	—	1 246	(S)	—	—	1 500
Rail	5	(S)	—	(S)	3	—	—	(S)
Inland water	—	—	—	—	—	—	—	—
Great Lakes	—	—	—	—	—	—	—	—
Deep sea water	—	—	—	—	—	—	—	—
Pipeline ²	—	—	—	—	—	—	—	—
Multiple Modes								
Private truck and for-hire truck	12	2	1	484	3	—	—	394
Truck and air	99	5	7	1 217	62	4	6	1 364
Truck and rail	(S)	—	—	(S)	(S)	—	(S)	(S)
Truck and water	5	1	(S)	(S)	5	(S)	(S)	(S)
Truck and pipeline ²	—	—	—	—	—	—	—	—
Rail and water	—	—	—	—	—	—	—	—
Inland water and Great Lakes	—	—	—	—	—	—	—	—
Inland water and deep sea	—	—	—	—	—	—	—	—
Other Modes								
Other and unknown modes	287	40	16	393	142	24	10	411

Table 10. **Shipment Characteristics by Commodity and Mode of Transportation by Shipment Size for the United States: 1993—Con.**

[For explanation of terms and meaning of abbreviations and symbols, see introductory text. Detail may not add to total because of rounding]

STCC code, description, and mode of transportation	500 to 749 lb				750 to 999 lb			
	Value (million dollars)	Tons (thousands)	Ton-miles ¹ (millions)	Average miles per shipment ¹	Value (million dollars)	Tons (thousands)	Ton-miles ¹ (millions)	Average miles per shipment ¹
STCC 35, MACHINERY, EXCLUDING ELECTRICAL								
Total	23 785	1 183	684	582	21 580	889	565	637
Single Modes								
Parcel, U.S. Postal Service, or courier	1 066	57	30	523	(S)	31	22	682
Private truck	3 542	309	35	110	1 890	197	33	167
For-hire truck	16 625	744	541	741	14 590	601	458	765
Air	(S)	1	1	1 511	(S)	—	—	(S)
Rail	(S)	(S)	(S)	(S)	(S)	(S)	(S)	(S)
Inland water	—	—	—	—	—	—	—	—
Great Lakes	—	—	—	—	—	—	—	—
Deep sea water	—	—	—	—	—	—	—	—
Pipeline ²	—	—	—	—	—	—	—	—
Multiple Modes								
Private truck and for-hire truck	2	—	—	(S)	(D)	(D)	(D)	(D)
Truck and air	1 750	23	39	1 744	(D)	(D)	(D)	(D)
Truck and rail	(S)	(S)	(S)	(S)	(S)	(S)	—	(S)
Truck and water	5	—	(S)	(S)	(S)	—	1	(S)
Truck and pipeline ²	—	—	—	—	—	—	—	—
Rail and water	—	—	—	—	—	—	—	—
Inland water and Great Lakes	—	—	—	—	—	—	—	—
Inland water and deep sea	—	—	—	—	—	—	—	—
Other Modes								
Other and unknown modes	680	33	16	472	649	34	16	496
STCC 36, ELECTRICAL MACHINERY, EQUIPMENT, OR SUPPLIES								
Total	15 675	887	482	542	12 522	666	388	580
Single Modes								
Parcel, U.S. Postal Service, or courier	1 240	45	35	764	906	28	21	780
Private truck	2 154	279	34	120	2 147	191	21	112
For-hire truck	9 908	523	369	708	7 534	416	318	765
Air	(D)	(D)	(D)	(D)	(D)	(D)	(D)	(D)
Rail	(S)	—	—	(S)	(S)	—	—	(S)
Inland water	—	—	—	—	—	—	—	—
Great Lakes	—	—	—	—	—	—	—	—
Deep sea water	—	—	—	—	—	—	—	—
Pipeline ²	—	—	—	—	—	—	—	—
Multiple Modes								
Private truck and for-hire truck	(D)	(D)	(D)	(D)	(D)	(D)	(D)	(D)
Truck and air	1 442	15	22	1 411	1 317	16	17	1 033
Truck and rail	(S)	—	—	(S)	(S)	—	—	(S)
Truck and water	2	—	—	(S)	(S)	—	—	847
Truck and pipeline ²	—	—	—	—	—	—	—	—
Rail and water	—	—	—	—	—	—	—	—
Inland water and Great Lakes	—	—	—	—	—	—	—	—
Inland water and deep sea	—	—	—	—	—	—	—	—
Other Modes								
Other and unknown modes	892	23	21	910	566	13	9	636
STCC 37, TRANSPORTATION EQUIPMENT								
Total	19 356	1 197	433	355	16 634	892	354	394
Single Modes								
Parcel, U.S. Postal Service, or courier	382	22	15	670	238	19	(S)	(S)
Private truck	5 500	502	72	141	3 809	319	57	175
For-hire truck	11 453	600	315	522	10 759	504	258	509
Air	23	—	1	1 687	(S)	—	—	(S)
Rail	—	—	—	(S)	(S)	(S)	(S)	(S)
Inland water	—	—	—	—	—	—	—	—
Great Lakes	—	—	—	—	—	—	—	—
Deep sea water	—	—	—	—	—	—	—	—
Pipeline ²	—	—	—	—	—	—	—	—
Multiple Modes								
Private truck and for-hire truck	(S)	(S)	(S)	(S)	9	1	(S)	(S)
Truck and air	664	10	17	1 677	557	6	6	1 110
Truck and rail	(S)	—	—	(S)	(S)	—	—	(S)
Truck and water	(S)	—	—	(S)	—	—	—	(S)
Truck and pipeline ²	—	—	—	—	—	—	—	—
Rail and water	—	—	—	—	—	—	—	—
Inland water and Great Lakes	—	—	—	—	—	—	—	—
Inland water and deep sea	—	—	—	—	—	—	—	—

Table 10. **Shipment Characteristics by Commodity and Mode of Transportation by Shipment Size for the United States: 1993—Con.**

[For explanation of terms and meaning of abbreviations and symbols, see introductory text. Detail may not add to total because of rounding]

STCC code, description, and mode of transportation	500 to 749 lb				750 to 999 lb			
	Value (million dollars)	Tons (thousands)	Ton-miles ¹ (millions)	Average miles per shipment ¹	Value (million dollars)	Tons (thousands)	Ton-miles ¹ (millions)	Average miles per shipment ¹
STCC 37, TRANSPORTATION EQUIPMENT—Con.								
Other Modes								
Other and unknown modes	(S)	61	13	210	1 187	40	9	237
STCC 38, INSTRUMENTS, PHOTOGRAPHIC GOODS, OPTICAL GOODS, WATCHES, OR CLOCKS								
Total	8 436	387	191	488	5 391	255	131	517
Single Modes								
Parcel, U.S. Postal Service, or courier	707	25	17	706	347	8	7	949
Private truck	1 326	115	11	97	(D)	(D)	(D)	(D)
For-hire truck	4 940	230	139	600	3 351	163	96	583
Air	14	—	—	1 322	(S)	—	—	(S)
Rail	(S)	—	—	(S)	(D)	(D)	(D)	(D)
Inland water	—	—	—	—	—	—	—	—
Great Lakes	—	—	—	—	—	—	—	—
Deep sea water	—	—	—	—	—	—	—	—
Pipeline ²	—	—	—	—	—	—	—	—
Multiple Modes								
Private truck and for-hire truck	—	—	—	—	—	—	—	—
Truck and air	849	8	14	1 823	609	10	18	1 729
Truck and rail	(S)	—	—	(S)	—	—	—	—
Truck and water	—	—	—	(S)	—	—	—	—
Truck and pipeline ²	—	—	—	—	—	—	—	—
Rail and water	—	—	—	—	—	—	—	—
Inland water and Great Lakes	—	—	—	—	—	—	—	—
Inland water and deep sea	—	—	—	—	—	—	—	—
Other Modes								
Other and unknown modes	587	8	8	1 023	242	4	2	593
STCC 39, MISCELLANEOUS PRODUCTS OF MANUFACTURING								
Total	5 727	530	332	625	3 723	377	241	631
Single Modes								
Parcel, U.S. Postal Service, or courier	826	53	44	823	284	25	28	1 126
Private truck	1 076	179	35	195	1 179	146	29	196
For-hire truck	3 066	277	234	845	2 126	195	171	875
Air	(S)	—	—	(S)	(S)	—	—	(S)
Rail	(S)	—	—	1 074	(D)	(D)	(D)	(D)
Inland water	—	—	—	—	—	—	—	—
Great Lakes	—	—	—	—	—	—	—	—
Deep sea water	—	—	—	—	—	—	—	—
Pipeline ²	—	—	—	—	—	—	—	—
Multiple Modes								
Private truck and for-hire truck	(S)	(S)	(S)	(S)	(D)	(D)	(D)	(D)
Truck and air	113	4	6	1 560	45	2	2	1 269
Truck and rail	—	—	—	—	—	—	—	—
Truck and water	(S)	—	(S)	(S)	(D)	(D)	(D)	(D)
Truck and pipeline ²	—	—	—	—	—	—	—	—
Rail and water	—	—	—	—	—	—	—	—
Inland water and Great Lakes	—	—	—	—	—	—	—	—
Inland water and deep sea	—	—	—	—	—	—	—	—
Other Modes								
Other and unknown modes	(S)	16	12	745	85	10	(S)	(S)
STCC 40, WASTE OR SCRAP MATERIALS								
Total	16	8	1	101	8	9	(S)	(S)
Single Modes								
Parcel, U.S. Postal Service, or courier	—	—	—	(S)	—	—	—	—
Private truck	8	5	—	(S)	6	7	—	63
For-hire truck	5	2	—	217	2	(S)	(S)	(S)
Air	—	—	—	—	—	—	—	—
Rail	—	—	—	—	—	—	—	—
Inland water	—	—	—	—	—	—	—	—
Great Lakes	—	—	—	—	—	—	—	—
Deep sea water	—	—	—	—	—	—	—	—
Pipeline ²	—	—	—	—	—	—	—	—

Table 10. **Shipment Characteristics by Commodity and Mode of Transportation by Shipment Size for the United States: 1993—Con.**

[For explanation of terms and meaning of abbreviations and symbols, see introductory text. Detail may not add to total because of rounding]

STCC code, description, and mode of transportation	500 to 749 lb				750 to 999 lb			
	Value (million dollars)	Tons (thousands)	Ton-miles ¹ (millions)	Average miles per shipment ¹	Value (million dollars)	Tons (thousands)	Ton-miles ¹ (millions)	Average miles per shipment ¹
STCC 40, WASTE OR SCRAP MATERIALS—Con.								
Multiple Modes								
Private truck and for-hire truck	—	—	—	—	—	—	—	—
Truck and air	—	—	—	—	—	—	—	—
Truck and rail	—	—	—	—	—	—	—	—
Truck and water	—	—	—	—	—	—	—	—
Truck and pipeline ²	—	—	—	—	—	—	—	—
Rail and water	—	—	—	—	—	—	—	—
Inland water and Great Lakes	—	—	—	—	—	—	—	—
Inland water and deep sea	—	—	—	—	—	—	—	—
Other Modes								
Other and unknown modes	(S)	(S)	—	(S)	—	—	—	(S)
STCC 41, MISCELLANEOUS FREIGHT SHIPMENT								
Total	1 326	123	39	320	489	81	26	322
Single Modes								
Parcel, U.S. Postal Service, or courier	36	2	(S)	(S)	56	(S)	3	715
Private truck	303	88	11	125	238	62	11	186
For-hire truck	(S)	33	26	815	186	14	10	732
Air	—	—	—	—	(D)	(D)	(D)	(D)
Rail	—	—	—	—	—	—	—	—
Inland water	—	—	—	—	—	—	—	—
Great Lakes	—	—	—	—	—	—	—	—
Deep sea water	—	—	—	—	—	—	—	—
Pipeline ²	—	—	—	—	—	—	—	—
Multiple Modes								
Private truck and for-hire truck	(S)	—	—	(S)	(S)	—	—	(S)
Truck and air	—	—	—	(S)	(D)	(D)	(D)	(D)
Truck and rail	—	—	—	(S)	—	—	—	—
Truck and water	—	—	—	—	—	—	—	—
Truck and pipeline ²	—	—	—	—	—	—	—	—
Rail and water	—	—	—	—	—	—	—	—
Inland water and Great Lakes	—	—	—	—	—	—	—	—
Inland water and deep sea	—	—	—	—	—	—	—	—
Other Modes								
Other and unknown modes	78	—	—	(S)	6	1	(S)	(S)
STCC 42, CONTAINERS, CARRIERS OR DEVICES, SHIPPING, RETURNED EMPTY								
Total	11	3	1	167	(S)	(S)	(S)	(S)
Single Modes								
Parcel, U.S. Postal Service, or courier	—	—	—	—	—	—	—	—
Private truck	(S)	(S)	—	(S)	(S)	(S)	—	(S)
For-hire truck	(D)	(D)	(D)	(D)	(D)	(D)	(D)	(D)
Air	—	—	—	—	—	—	—	—
Rail	—	—	—	—	—	—	—	—
Inland water	—	—	—	—	—	—	—	—
Great Lakes	—	—	—	—	—	—	—	—
Deep sea water	—	—	—	—	—	—	—	—
Pipeline ²	—	—	—	—	—	—	—	—
Multiple Modes								
Private truck and for-hire truck	—	—	—	—	—	—	—	—
Truck and air	(D)	(D)	(D)	(D)	—	—	—	(S)
Truck and rail	—	—	—	—	—	—	—	—
Truck and water	—	—	—	—	—	—	—	—
Truck and pipeline ²	—	—	—	—	—	—	—	—
Rail and water	—	—	—	—	—	—	—	—
Inland water and Great Lakes	—	—	—	—	—	—	—	—
Inland water and deep sea	—	—	—	—	—	—	—	—
Other Modes								
Other and unknown modes	—	—	—	—	(D)	(D)	(D)	(D)

Table 10. **Shipment Characteristics by Commodity and Mode of Transportation by Shipment Size for the United States: 1993—Con.**

[For explanation of terms and meaning of abbreviations and symbols, see introductory text. Detail may not add to total because of rounding]

STCC code, description, and mode of transportation	500 to 749 lb				750 to 999 lb			
	Value (million dollars)	Tons (thousands)	Ton-miles ¹ (millions)	Average miles per shipment ¹	Value (million dollars)	Tons (thousands)	Ton-miles ¹ (millions)	Average miles per shipment ¹
STCC 48, WASTE HAZARDOUS MATERIALS OR WASTE HAZARDOUS SUBSTANCES								
Total	(D)	(D)	(D)	(D)	(S)	(S)	(S)	(S)
Single Modes								
Parcel, U.S. Postal Service, or courier	(D)	(D)	(D)	(D)	—	—	—	—
Private truck	(D)	(D)	(D)	(D)	—	(S)	—	(S)
For-hire truck	(D)	(D)	(D)	(D)	(S)	(S)	(S)	(S)
Air	—	—	—	—	—	—	—	—
Rail	—	—	—	—	—	—	—	—
Inland water	—	—	—	—	—	—	—	—
Great Lakes	—	—	—	—	—	—	—	—
Deep sea water	—	—	—	—	—	—	—	—
Pipeline ²	—	—	—	—	—	—	—	—
Multiple Modes								
Private truck and for-hire truck	—	—	—	—	—	—	—	—
Truck and air	—	—	—	—	—	—	—	—
Truck and rail	—	—	—	—	—	—	—	—
Truck and water	—	—	—	—	—	—	—	—
Truck and pipeline ²	—	—	—	—	—	—	—	—
Rail and water	—	—	—	—	—	—	—	—
Inland water and Great Lakes	—	—	—	—	—	—	—	—
Inland water and deep sea	—	—	—	—	—	—	—	—
Other Modes								
Other and unknown modes	—	—	—	—	—	—	—	—
COMMODITY UNKNOWN								
Total	985	116	37	308	514	86	29	336
Single Modes								
Parcel, U.S. Postal Service, or courier	(S)	(S)	(S)	(S)	(S)	2	(S)	(S)
Private truck	(S)	69	5	73	162	37	3	89
For-hire truck	283	31	21	667	280	39	19	473
Air	—	—	—	—	—	—	—	—
Rail	—	—	—	(S)	—	—	—	(S)
Inland water	—	—	—	—	—	—	—	—
Great Lakes	—	—	—	—	—	—	—	—
Deep sea water	—	—	—	—	—	—	—	—
Pipeline ²	—	—	—	—	—	—	—	—
Multiple Modes								
Private truck and for-hire truck	—	—	—	(S)	(S)	—	—	(S)
Truck and air	(S)	(S)	1	(S)	(S)	(S)	(S)	(S)
Truck and rail	—	—	—	—	(S)	—	—	(S)
Truck and water	—	—	—	—	—	—	—	—
Truck and pipeline ²	—	—	—	—	—	—	—	—
Rail and water	—	—	—	—	—	—	—	—
Inland water and Great Lakes	—	—	—	—	—	—	—	—
Inland water and deep sea	—	—	—	—	—	—	—	—
Other Modes								
Other and unknown modes	32	5	3	583	16	(S)	2	(S)

Table 10. **Shipment Characteristics by Commodity and Mode of Transportation by Shipment Size for the United States: 1993—Con.**

[For explanation of terms and meaning of abbreviations and symbols, see introductory text. Detail may not add to total because of rounding]

STCC code, description, and mode of transportation	1,000 to 9,999 lb				10,000 to 49,999 lb			
	Value (million dollars)	Tons (thousands)	Ton-miles ¹ (millions)	Average miles per shipment ¹	Value (million dollars)	Tons (thousands)	Ton-miles ¹ (millions)	Average miles per shipment ¹
ALL COMMODITIES								
Total	1 372 352	533 447	115 024	215	2 038 193	3 296 465	612 622	185
Single Modes								
Parcel, U.S. Postal Service, or courier	—	—	—	—	—	—	—	—
Private truck	474 179	357 751	26 698	72	646 069	1 756 850	133 473	73
For-hire truck	726 680	146 252	69 462	505	1 260 423	1 439 518	414 799	310
Air	973	35	41	1 225	(S)	(S)	(S)	(S)
Rail	13 425	2 321	1 730	869	35 353	19 481	21 144	1 018
Inland water	(S)	(S)	16	(S)	668	1 090	363	300
Great Lakes	—	—	—	—	—	—	—	—
Deep sea water	(D)	(D)	(D)	(D)	(D)	(D)	(D)	(D)
Pipeline ²	(S)	(S)	(S)	(S)	(S)	(S)	(S)	(S)
Multiple Modes								
Private truck and for-hire truck	3 371	2 059	413	240	13 195	8 104	1 998	259
Truck and air	17 990	600	830	1 472	1 717	394	421	1 228
Truck and rail	56 247	6 381	9 157	1 407	21 708	9 286	15 801	1 845
Truck and water	1 183	(S)	(S)	(S)	2 062	2 364	3 665	1 649
Truck and pipeline ²	(D)	(D)	(D)	(D)	(S)	(S)	(S)	(S)
Rail and water	(S)	(S)	(S)	(S)	(D)	(D)	(D)	(D)
Inland water and Great Lakes	—	—	—	—	(S)	(S)	(S)	(S)
Inland water and deep sea	537	179	326	1 792	1 187	737	1 876	2 474
Other Modes								
Other and unknown modes	77 433	16 017	5 242	346	55 128	55 823	17 651	315
STCC 01, FARM PRODUCTS								
Total	17 643	21 210	3 354	141	44 466	93 454	28 780	276
Single Modes								
Parcel, U.S. Postal Service, or courier	—	—	—	—	—	—	—	—
Private truck	12 722	16 860	1 106	66	19 655	42 640	4 107	82
For-hire truck	4 112	3 606	1 924	504	22 571	47 932	22 258	498
Air	(S)	(S)	(S)	(S)	(S)	(S)	(S)	(S)
Rail	8	(S)	(S)	(S)	290	307	503	1 469
Inland water	—	—	—	—	(S)	(S)	(S)	(S)
Great Lakes	—	—	—	—	—	—	—	—
Deep sea water	—	—	—	—	—	—	—	—
Pipeline ²	—	—	—	—	—	—	—	—
Multiple Modes								
Private truck and for-hire truck	(S)	8	(S)	(S)	105	344	114	293
Truck and air	51	15	35	2 323	(S)	(S)	(S)	(S)
Truck and rail	(D)	(D)	(D)	(D)	504	468	660	1 455
Truck and water	(D)	(D)	(D)	(D)	76	53	94	1 779
Truck and pipeline ²	—	—	—	—	—	—	—	—
Rail and water	—	—	—	—	—	—	—	—
Inland water and Great Lakes	—	—	—	—	—	—	—	—
Inland water and deep sea	(S)	(S)	(S)	(S)	(S)	(S)	(S)	(S)
Other Modes								
Other and unknown modes	715	685	247	360	1 174	1 447	864	636
STCC 08, FOREST PRODUCTS								
Total	138	381	77	267	888	6 815	876	133
Single Modes								
Parcel, U.S. Postal Service, or courier	—	—	—	—	—	—	—	—
Private truck	50	269	17	84	135	3 962	211	51
For-hire truck	(S)	97	(S)	(S)	301	2 629	576	233
Air	—	—	—	—	—	—	—	—
Rail	—	—	—	—	(D)	(D)	(D)	(D)
Inland water	—	—	—	—	—	—	—	—
Great Lakes	—	—	—	—	—	—	—	—
Deep sea water	—	—	—	—	—	—	—	—
Pipeline ²	—	—	—	—	—	—	—	—
Multiple Modes								
Private truck and for-hire truck	—	—	—	—	—	—	—	—
Truck and air	—	—	—	—	—	—	—	—
Truck and rail	—	—	—	—	(D)	(D)	(D)	(D)
Truck and water	—	—	—	—	—	(S)	(S)	(S)
Truck and pipeline ²	—	—	—	—	—	—	—	—
Rail and water	—	—	—	—	—	—	—	—
Inland water and Great Lakes	—	—	—	—	—	—	—	—
Inland water and deep sea	(S)	(S)	(S)	(S)	—	—	—	—

Table 10. **Shipment Characteristics by Commodity and Mode of Transportation by Shipment Size for the United States: 1993—Con.**

[For explanation of terms and meaning of abbreviations and symbols, see introductory text. Detail may not add to total because of rounding]

STCC code, description, and mode of transportation	1,000 to 9,999 lb				10,000 to 49,999 lb			
	Value (million dollars)	Tons (thousands)	Ton-miles ¹ (millions)	Average miles per shipment ¹	Value (million dollars)	Tons (thousands)	Ton-miles ¹ (millions)	Average miles per shipment ¹
STCC 08, FOREST PRODUCTS—Con.								
Other Modes								
Other and unknown modes	(S)	13	(S)	(S)	(S)	217	68	343
STCC 09, FRESH FISH OR OTHER MARINE PRODUCTS								
Total	3 204	813	372	414	1 873	880	737	760
Single Modes								
Parcel, U.S. Postal Service, or courier	—	—	—	—	—	—	—	—
Private truck	1 652	478	103	188	445	339	132	312
For-hire truck	1 187	237	186	727	757	327	295	898
Air	(D)	(D)	(D)	(D)	—	—	—	—
Rail	—	—	—	—	(S)	(S)	(S)	(S)
Inland water	—	—	—	—	—	—	—	—
Great Lakes	—	—	—	—	—	—	—	—
Deep sea water	—	—	—	—	(S)	(S)	(S)	(S)
Pipeline ²	—	—	—	—	—	—	—	—
Multiple Modes								
Private truck and for-hire truck	(S)	(S)	(S)	(S)	—	—	—	(S)
Truck and air	102	20	42	1 770	(S)	(S)	(S)	(S)
Truck and rail	(D)	(D)	(D)	(D)	(S)	(S)	(S)	(S)
Truck and water	(S)	(S)	(S)	(S)	128	43	66	1 495
Truck and pipeline ²	—	—	—	—	—	—	—	—
Rail and water	—	—	—	—	—	—	—	—
Inland water and Great Lakes	—	—	—	—	—	—	—	—
Inland water and deep sea	(S)	(S)	(S)	(S)	177	67	141	2 062
Other Modes								
Other and unknown modes	(S)	(S)	(S)	(S)	290	87	73	861
STCC 10, METALLIC ORES								
Total	3 073	69	30	467	1 814	4 330	702	169
Single Modes								
Parcel, U.S. Postal Service, or courier	—	—	—	—	—	—	—	—
Private truck	62	11	(S)	(S)	135	163	31	190
For-hire truck	2 817	49	24	551	1 449	4 140	629	157
Air	—	—	—	—	—	—	—	—
Rail	(S)	—	—	(S)	224	(S)	(S)	(S)
Inland water	(D)	(D)	(D)	(D)	(D)	(D)	(D)	(D)
Great Lakes	—	—	—	—	—	—	—	—
Deep sea water	—	—	—	—	—	—	—	—
Pipeline ²	—	—	—	—	—	—	—	—
Multiple Modes								
Private truck and for-hire truck	—	—	—	—	—	—	—	—
Truck and air	(S)	—	1	1 716	—	—	—	—
Truck and rail	—	—	—	—	(D)	(D)	(D)	(D)
Truck and water	(D)	(D)	(D)	(D)	(D)	(D)	(D)	(D)
Truck and pipeline ²	—	—	—	—	—	—	—	—
Rail and water	—	—	—	—	—	—	—	—
Inland water and Great Lakes	—	—	—	—	—	—	—	—
Inland water and deep sea	—	—	—	—	—	—	—	—
Other Modes								
Other and unknown modes	(S)	(S)	1	(S)	(D)	(D)	(D)	(D)
STCC 11, COAL								
Total	56	1 424	247	161	725	26 397	2 278	136
Single Modes								
Parcel, U.S. Postal Service, or courier	—	—	—	—	—	—	—	—
Private truck	6	87	2	20	77	(S)	244	72
For-hire truck	16	174	(S)	(S)	573	20 689	1 273	62
Air	—	—	—	—	—	—	—	—
Rail	26	888	(S)	(S)	32	1 064	524	(S)
Inland water	—	—	—	(S)	(D)	(D)	(D)	(D)
Great Lakes	—	—	—	—	—	—	—	—
Deep sea water	—	—	—	—	—	—	—	—
Pipeline ²	—	—	—	—	—	—	—	—

Table 10. **Shipment Characteristics by Commodity and Mode of Transportation by Shipment Size for the United States: 1993—Con.**

[For explanation of terms and meaning of abbreviations and symbols, see introductory text. Detail may not add to total because of rounding]

STCC code, description, and mode of transportation	1,000 to 9,999 lb				10,000 to 49,999 lb			
	Value (million dollars)	Tons (thousands)	Ton-miles ¹ (millions)	Average miles per shipment ¹	Value (million dollars)	Tons (thousands)	Ton-miles ¹ (millions)	Average miles per shipment ¹
STCC 11, COAL—Con.								
Multiple Modes								
Private truck and for-hire truck	—	—	—	—	(D)	(D)	(D)	(D)
Truck and air	—	—	—	—	—	—	—	—
Truck and rail	(D)	(D)	(D)	(D)	7	130	43	333
Truck and water	(D)	(D)	(D)	(D)	(D)	(D)	(D)	(D)
Truck and pipeline ²	—	—	—	—	—	—	—	—
Rail and water	(D)	(D)	(D)	(D)	(S)	(S)	(S)	(S)
Inland water and Great Lakes	—	—	—	—	—	—	—	—
Inland water and deep sea	—	—	—	—	—	—	—	—
Other Modes								
Other and unknown modes	(S)	(S)	—	(S)	27	888	23	(S)
STCC 13, CRUDE PETROLEUM, NATURAL GAS, OR GASOLINE								
Total	(S)	(S)	(S)	(S)	(S)	(S)	(S)	(S)
Single Modes								
Parcel, U.S. Postal Service, or courier	—	—	—	—	—	—	—	—
Private truck	(S)	(S)	(S)	(S)	(S)	(S)	(S)	(S)
For-hire truck	(S)	(S)	(S)	(S)	(S)	(S)	(S)	(S)
Air	—	—	—	—	—	—	—	—
Rail	—	—	—	—	—	—	—	—
Inland water	—	—	—	—	(D)	(D)	(D)	(D)
Great Lakes	—	—	—	—	—	—	—	—
Deep sea water	—	—	—	—	—	—	—	—
Pipeline ²	(S)	(S)	(S)	(S)	(S)	(S)	—	(S)
Multiple Modes								
Private truck and for-hire truck	(S)	(S)	(S)	(S)	(S)	(S)	(S)	(S)
Truck and air	—	—	—	—	—	—	—	—
Truck and rail	—	—	—	—	—	—	—	—
Truck and water	—	—	—	—	(D)	(D)	(D)	(D)
Truck and pipeline ²	—	—	—	—	(D)	(D)	(D)	(D)
Rail and water	—	—	—	—	—	—	—	—
Inland water and Great Lakes	—	—	—	—	—	—	—	—
Inland water and deep sea	—	—	—	—	—	—	—	—
Other Modes								
Other and unknown modes	(S)	(S)	(S)	(S)	(S)	(S)	(S)	(S)
STCC 14, NONMETALLIC MINERALS								
Total	1 669	11 373	496	45	9 174	868 391	43 050	47
Single Modes								
Parcel, U.S. Postal Service, or courier	—	—	—	—	—	—	—	—
Private truck	1 333	9 254	294	32	5 200	509 998	24 666	45
For-hire truck	266	1 600	150	115	3 740	342 650	17 203	48
Air	—	—	—	—	—	—	—	—
Rail	(S)	(S)	(S)	(S)	24	461	161	350
Inland water	(S)	(S)	(S)	(S)	(S)	(S)	(S)	(S)
Great Lakes	—	—	—	—	—	—	—	—
Deep sea water	—	—	—	—	(D)	(D)	(D)	(D)
Pipeline ²	—	—	—	—	—	—	—	—
Multiple Modes								
Private truck and for-hire truck	(S)	(S)	(S)	(S)	26	2 075	116	55
Truck and air	—	(S)	(S)	(S)	(D)	(D)	(D)	(D)
Truck and rail	—	(S)	(S)	(S)	(D)	(D)	(D)	(D)
Truck and water	—	—	—	—	(S)	(S)	(S)	(S)
Truck and pipeline ²	—	—	—	—	—	—	—	—
Rail and water	—	—	—	—	(D)	(D)	(D)	(D)
Inland water and Great Lakes	—	—	—	—	—	—	—	—
Inland water and deep sea	—	—	—	(S)	(S)	(S)	(S)	(S)
Other Modes								
Other and unknown modes	(S)	484	39	(S)	144	13 033	677	53

Table 10. **Shipment Characteristics by Commodity and Mode of Transportation by Shipment Size for the United States: 1993—Con.**

[For explanation of terms and meaning of abbreviations and symbols, see introductory text. Detail may not add to total because of rounding]

STCC code, description, and mode of transportation	1,000 to 9,999 lb				10,000 to 49,999 lb			
	Value (million dollars)	Tons (thousands)	Ton-miles ¹ (millions)	Average miles per shipment ¹	Value (million dollars)	Tons (thousands)	Ton-miles ¹ (millions)	Average miles per shipment ¹
STCC 19, ORDNANCE OR ACCESSORIES								
Total	4 239	107	104	926	6 704	297	285	955
Single Modes								
Parcel, U.S. Postal Service, or courier	—	—	—	—	—	—	—	—
Private truck	515	14	(S)	(S)	67	8	3	310
For-hire truck	3 617	90	98	1 085	6 584	269	268	993
Air	—	—	—	—	—	—	—	—
Rail	(S)	—	—	(S)	(S)	(S)	(S)	(S)
Inland water	—	—	—	—	—	—	—	—
Great Lakes	—	—	—	—	—	—	—	—
Deep sea water	—	—	—	—	—	—	—	—
Pipeline ²	—	—	—	—	—	—	—	—
Multiple Modes								
Private truck and for-hire truck	—	—	—	—	—	—	—	—
Truck and air	(S)	(S)	(S)	(S)	(D)	(D)	(D)	(D)
Truck and rail	—	—	—	—	(S)	(S)	(S)	(S)
Truck and water	—	—	—	—	(D)	(D)	(D)	(D)
Truck and pipeline ²	—	—	—	—	—	—	—	—
Rail and water	—	—	—	—	—	—	—	—
Inland water and Great Lakes	—	—	—	—	—	—	—	—
Inland water and deep sea	—	—	—	—	—	—	—	—
Other Modes								
Other and unknown modes	44	2	1	443	(S)	(S)	(S)	(S)
STCC 20, FOOD OR KINDRED PRODUCTS								
Total	195 302	143 964	18 736	115	494 934	479 836	151 010	277
Single Modes								
Parcel, U.S. Postal Service, or courier	—	—	—	—	—	—	—	—
Private truck	154 209	125 016	10 048	73	239 779	256 753	33 587	115
For-hire truck	37 248	15 900	7 916	489	239 216	208 279	103 050	504
Air	(S)	(S)	(S)	(S)	—	—	—	(S)
Rail	159	43	65	1 478	5 004	3 928	6 087	1 550
Inland water	3	(S)	(S)	(S)	(S)	(S)	(S)	(S)
Great Lakes	—	—	—	—	—	—	—	—
Deep sea water	—	—	—	—	(S)	(S)	(S)	(S)
Pipeline ²	—	—	—	—	—	—	—	—
Multiple Modes								
Private truck and for-hire truck	606	387	113	274	725	822	193	275
Truck and air	54	11	17	1 444	(S)	(S)	(S)	(S)
Truck and rail	81	(S)	39	(S)	2 352	1 510	2 809	1 853
Truck and water	147	63	117	1 886	802	900	1 293	1 515
Truck and pipeline ²	—	—	—	—	—	—	—	—
Rail and water	—	—	—	—	—	—	—	—
Inland water and Great Lakes	—	—	—	—	—	—	—	—
Inland water and deep sea	92	(S)	(S)	(S)	177	176	519	3 065
Other Modes								
Other and unknown modes	2 698	2 424	296	125	6 735	7 401	3 409	387
STCC 21, TOBACCO PRODUCTS, EXCLUDING INSECTICIDES								
Total	7 285	540	90	159	30 041	1 691	718	366
Single Modes								
Parcel, U.S. Postal Service, or courier	—	—	—	—	—	—	—	—
Private truck	4 462	392	34	86	6 510	526	(S)	(S)
For-hire truck	2 583	136	44	374	22 086	1 119	560	529
Air	—	—	—	—	—	—	—	—
Rail	(S)	(S)	(S)	(S)	(S)	42	(S)	(S)
Inland water	—	—	—	—	—	—	—	—
Great Lakes	—	—	—	—	—	—	—	—
Deep sea water	—	—	—	—	—	—	—	—
Pipeline ²	—	—	—	—	—	—	—	—
Multiple Modes								
Private truck and for-hire truck	(S)	(S)	(S)	(S)	—	—	—	—
Truck and air	(S)	—	(S)	(S)	—	—	—	—
Truck and rail	(S)	(S)	(S)	(S)	(S)	2	(S)	(S)
Truck and water	—	—	—	—	—	—	—	—
Truck and pipeline ²	—	—	—	—	—	—	—	—
Rail and water	—	—	—	—	—	—	—	—
Inland water and Great Lakes	—	—	—	—	—	—	—	—
Inland water and deep sea	—	—	—	—	—	—	—	—

Table 10. **Shipment Characteristics by Commodity and Mode of Transportation by Shipment Size for the United States: 1993—Con.**

[For explanation of terms and meaning of abbreviations and symbols, see introductory text. Detail may not add to total because of rounding]

STCC code, description, and mode of transportation	1,000 to 9,999 lb				10,000 to 49,999 lb			
	Value (million dollars)	Tons (thousands)	Ton-miles ¹ (millions)	Average miles per shipment ¹	Value (million dollars)	Tons (thousands)	Ton-miles ¹ (millions)	Average miles per shipment ¹
STCC 21, TOBACCO PRODUCTS, EXCLUDING INSECTICIDES—Con.								
Other Modes								
Other and unknown modes	17	2	(S)	(S)	(S)	(S)	(S)	(S)
STCC 22, TEXTILE MILL PRODUCTS								
Total	29 675	6 132	3 058	509	46 567	14 752	6 021	417
Single Modes								
Parcel, U.S. Postal Service, or courier	—	—	—	—	—	—	—	—
Private truck	7 921	1 997	380	181	19 735	5 986	1 196	197
For-hire truck	20 288	3 861	2 509	667	24 907	8 364	4 411	559
Air	—	—	—	—	—	—	—	—
Rail	(D)	(D)	(D)	(D)	(S)	62	(S)	(S)
Inland water	—	—	—	—	—	—	—	—
Great Lakes	—	—	—	—	—	—	—	—
Deep sea water	—	—	—	—	—	—	—	—
Pipeline ²	—	—	—	—	—	—	—	—
Multiple Modes								
Private truck and for-hire truck	205	58	24	496	146	50	11	251
Truck and air	84	6	7	1 019	(D)	(D)	(D)	(D)
Truck and rail	13	2	6	2 491	178	39	101	2 616
Truck and water	(S)	(S)	(S)	(S)	(S)	(S)	(S)	(S)
Truck and pipeline ²	—	—	—	—	—	—	—	—
Rail and water	—	—	—	—	—	—	—	—
Inland water and Great Lakes	—	—	—	—	—	—	—	—
Inland water and deep sea	(D)	(D)	(D)	(D)	(D)	(D)	(D)	(D)
Other Modes								
Other and unknown modes	1 132	196	103	461	(S)	240	137	459
STCC 23, APPAREL OR OTHER FINISHED TEXTILE PRODUCTS								
Total	75 386	4 277	2 492	633	115 057	7 284	4 643	616
Single Modes								
Parcel, U.S. Postal Service, or courier	—	—	—	—	—	—	—	—
Private truck	17 827	1 195	261	219	17 386	1 422	(S)	(S)
For-hire truck	52 551	2 775	2 014	774	92 747	5 544	3 577	624
Air	(S)	(S)	(S)	(S)	—	—	—	—
Rail	43	(S)	(S)	(S)	(S)	63	(S)	(S)
Inland water	—	—	—	—	(S)	—	—	(S)
Great Lakes	—	—	—	—	—	—	—	—
Deep sea water	—	—	—	—	—	—	—	—
Pipeline ²	—	—	—	—	—	—	—	—
Multiple Modes								
Private truck and for-hire truck	599	62	16	501	735	58	(S)	(S)
Truck and air	984	30	54	1 957	(S)	(S)	(S)	(S)
Truck and rail	(S)	(S)	(S)	(S)	626	50	119	2 437
Truck and water	(S)	(S)	(S)	(S)	(S)	(S)	(S)	(S)
Truck and pipeline ²	—	—	—	—	—	—	—	—
Rail and water	—	—	—	—	—	—	—	—
Inland water and Great Lakes	—	—	—	—	—	—	—	—
Inland water and deep sea	37	2	3	1 783	(S)	—	(S)	(S)
Other Modes								
Other and unknown modes	3 207	205	130	681	2 369	143	93	624
STCC 24, LUMBER OR WOOD PRODUCTS, EXCLUDING FURNITURE								
Total	23 880	19 888	2 347	124	56 117	215 284	37 305	166
Single Modes								
Parcel, U.S. Postal Service, or courier	—	—	—	—	—	—	—	—
Private truck	17 844	16 513	1 041	64	24 695	119 280	10 598	84
For-hire truck	5 498	2 806	1 155	465	28 044	91 762	23 400	264
Air	—	—	—	—	—	—	—	—
Rail	21	(S)	(S)	(S)	789	546	752	1 373
Inland water	(D)	(D)	(D)	(D)	(S)	(S)	(S)	(S)
Great Lakes	—	—	—	—	—	—	—	—
Deep sea water	—	—	—	—	—	—	—	—
Pipeline ²	—	—	—	—	—	—	—	—

Table 10. **Shipment Characteristics by Commodity and Mode of Transportation by Shipment Size for the United States: 1993—Con.**

[For explanation of terms and meaning of abbreviations and symbols, see introductory text. Detail may not add to total because of rounding]

STCC code, description, and mode of transportation	1,000 to 9,999 lb				10,000 to 49,999 lb			
	Value (million dollars)	Tons (thousands)	Ton-miles ¹ (millions)	Average miles per shipment ¹	Value (million dollars)	Tons (thousands)	Ton-miles ¹ (millions)	Average miles per shipment ¹
STCC 24, LUMBER OR WOOD PRODUCTS, EXCLUDING FURNITURE—Con.								
Multiple Modes								
Private truck and for-hire truck	40	(S)	8	127	107	383	53	142
Truck and air	5	1	1	1 258	(S)	(S)	(S)	(S)
Truck and rail	(S)	(S)	(S)	(S)	593	701	1 171	1 680
Truck and water	19	9	(S)	(S)	53	(S)	193	1 327
Truck and pipeline ²	—	—	—	—	—	—	—	—
Rail and water	—	—	—	—	—	—	—	—
Inland water and Great Lakes	—	—	—	—	—	—	—	—
Inland water and deep sea	(D)	(D)	(D)	(D)	52	52	158	2 784
Other Modes								
Other and unknown modes	418	453	86	158	(S)	2 401	964	417
STCC 25, FURNITURE OR FIXTURES								
Total	26 323	6 258	3 541	542	19 742	6 393	4 238	630
Single Modes								
Parcel, U.S. Postal Service, or courier	—	—	—	—	—	—	—	—
Private truck	9 639	2 323	668	249	5 706	1 866	693	353
For-hire truck	15 823	3 727	2 651	716	13 087	4 180	2 990	684
Air	(D)	(D)	(D)	(D)	—	—	—	—
Rail	140	39	55	1 394	358	133	247	1 888
Inland water	(D)	(D)	(D)	(D)	—	—	—	—
Great Lakes	—	—	—	—	—	—	—	—
Deep sea water	—	—	—	—	—	—	—	—
Pipeline ²	—	—	—	—	—	—	—	—
Multiple Modes								
Private truck and for-hire truck	16	4	3	969	(S)	(S)	28	659
Truck and air	15	2	4	1 917	(S)	(S)	(S)	(S)
Truck and rail	37	9	14	1 546	(S)	10	13	1 403
Truck and water	11	4	(S)	(S)	(S)	(S)	(S)	(S)
Truck and pipeline ²	—	—	—	—	—	—	—	—
Rail and water	—	—	—	—	—	—	—	—
Inland water and Great Lakes	—	—	—	—	—	—	—	—
Inland water and deep sea	22	2	5	1 679	(S)	(S)	(S)	(S)
Other Modes								
Other and unknown modes	617	147	132	824	277	140	152	1 073
STCC 26, PULP, PAPER, OR ALLIED PRODUCTS								
Total	41 709	29 247	5 645	177	92 693	114 401	50 069	385
Single Modes								
Parcel, U.S. Postal Service, or courier	—	—	—	—	—	—	—	—
Private truck	20 462	16 608	1 162	62	19 006	28 097	4 533	137
For-hire truck	19 938	11 895	4 125	346	69 548	81 074	39 997	456
Air	(D)	(D)	(D)	(D)	—	—	—	—
Rail	29	21	31	1 352	1 203	1 381	1 503	1 081
Inland water	(D)	(D)	(D)	(D)	(S)	137	(S)	(S)
Great Lakes	—	—	—	—	—	—	—	—
Deep sea water	(D)	(D)	(D)	(D)	—	—	—	—
Pipeline ²	—	—	—	—	—	—	—	—
Multiple Modes								
Private truck and for-hire truck	(S)	(S)	13	(S)	(S)	(S)	31	(S)
Truck and air	35	14	19	1 216	(S)	(S)	(S)	(S)
Truck and rail	36	16	25	1 127	843	1 153	1 735	1 560
Truck and water	31	18	30	1 449	158	246	433	2 003
Truck and pipeline ²	—	—	—	—	—	—	—	—
Rail and water	(D)	(D)	(D)	(D)	(S)	(S)	(S)	(S)
Inland water and Great Lakes	—	—	—	—	—	—	—	—
Inland water and deep sea	26	(S)	(S)	(S)	76	93	194	2 164
Other Modes								
Other and unknown modes	1 070	558	225	391	1 464	1 964	1 490	685

Table 10. **Shipment Characteristics by Commodity and Mode of Transportation by Shipment Size for the United States: 1993—Con.**

[For explanation of terms and meaning of abbreviations and symbols, see introductory text. Detail may not add to total because of rounding]

STCC code, description, and mode of transportation	1,000 to 9,999 lb				10,000 to 49,999 lb			
	Value (million dollars)	Tons (thousands)	Ton-miles ¹ (millions)	Average miles per shipment ¹	Value (million dollars)	Tons (thousands)	Ton-miles ¹ (millions)	Average miles per shipment ¹
STCC 27, PRINTED MATTER								
Total	(S)	(S)	(S)	(S)	(S)	(S)	(S)	(S)
Single Modes								
Parcel, U.S. Postal Service, or courier	—	—	—	—	—	—	—	—
Private truck	(S)	(S)	(S)	(S)	(S)	(S)	(S)	(S)
For-hire truck	(S)	(S)	(S)	(S)	(S)	(S)	(S)	(S)
Air	(S)	—	—	(S)	—	—	—	—
Rail	(S)	(S)	(S)	(S)	(S)	(S)	(S)	(S)
Inland water	—	—	—	—	—	—	—	—
Great Lakes	—	—	—	—	—	—	—	—
Deep sea water	—	—	—	—	—	—	—	—
Pipeline ²	—	—	—	—	—	—	—	—
Multiple Modes								
Private truck and for-hire truck	(S)	(S)	(S)	(S)	(S)	(S)	(S)	(S)
Truck and air	(S)	(S)	(S)	(S)	(S)	(S)	(S)	(S)
Truck and rail	(S)	(S)	(S)	(S)	(S)	(S)	(S)	(S)
Truck and water	(S)	(S)	(S)	(S)	(S)	(S)	(S)	(S)
Truck and pipeline ²	—	—	—	—	—	—	—	—
Rail and water	—	—	—	—	—	—	—	—
Inland water and Great Lakes	—	—	—	—	—	—	—	—
Inland water and deep sea	(S)	—	—	(S)	—	—	—	—
Other Modes								
Other and unknown modes	(S)	(S)	(S)	(S)	(S)	(S)	(S)	(S)
STCC 28, CHEMICALS OR ALLIED PRODUCTS								
Total	108 635	44 145	9 861	228	188 412	205 206	63 706	296
Single Modes								
Parcel, U.S. Postal Service, or courier	—	—	—	—	—	—	—	—
Private truck	35 210	27 249	1 838	63	45 357	91 082	11 656	115
For-hire truck	68 272	14 196	6 806	484	132 293	105 523	43 867	429
Air	(S)	—	(S)	(S)	(S)	(S)	(S)	(S)
Rail	286	58	70	1 230	1 949	1 814	2 206	1 189
Inland water	(S)	(S)	(S)	(S)	(D)	(D)	(D)	(D)
Great Lakes	—	—	—	—	—	—	—	—
Deep sea water	—	—	—	—	—	—	—	—
Pipeline ²	(D)	(D)	(D)	(D)	(S)	(S)	(S)	(S)
Multiple Modes								
Private truck and for-hire truck	214	93	28	299	(S)	(S)	(S)	(S)
Truck and air	627	116	79	795	(S)	(S)	(S)	(S)
Truck and rail	94	24	37	1 449	3 047	1 430	2 533	1 766
Truck and water	270	(S)	(S)	(S)	134	161	360	2 188
Truck and pipeline ²	(D)	(D)	(D)	(D)	(D)	(D)	(D)	(D)
Rail and water	—	—	—	—	—	—	—	—
Inland water and Great Lakes	—	—	—	—	—	—	—	—
Inland water and deep sea	(S)	(S)	(S)	(S)	45	63	65	1 067
Other Modes								
Other and unknown modes	3 409	1 162	434	367	4 433	3 439	2 070	568
STCC 29, PETROLEUM OR COAL PRODUCTS								
Total	27 832	78 069	2 881	34	64 976	317 827	25 222	71
Single Modes								
Parcel, U.S. Postal Service, or courier	—	—	—	—	—	—	—	—
Private truck	21 554	61 888	1 652	24	34 552	156 068	7 499	42
For-hire truck	5 143	13 532	1 052	95	27 107	148 367	13 666	91
Air	(D)	(D)	(D)	(D)	—	—	—	—
Rail	(S)	(S)	(S)	(S)	1 327	2 224	1 344	578
Inland water	26	(S)	(S)	(S)	(S)	580	(S)	(S)
Great Lakes	—	—	—	—	—	—	—	—
Deep sea water	—	—	—	—	—	—	—	—
Pipeline ²	(D)	(D)	(D)	(D)	(S)	(S)	(S)	(S)
Multiple Modes								
Private truck and for-hire truck	(S)	985	90	(S)	77	689	(S)	(S)
Truck and air	(S)	3	2	666	—	—	—	—
Truck and rail	(S)	—	(S)	(S)	30	87	62	764
Truck and water	(S)	(S)	(S)	(S)	(S)	(S)	43	(S)
Truck and pipeline ²	—	—	—	—	(S)	(S)	(S)	(S)
Rail and water	—	—	—	—	—	—	—	—
Inland water and Great Lakes	—	—	—	—	(S)	(S)	(S)	(S)
Inland water and deep sea	(D)	(D)	(D)	(D)	24	34	70	2 216

Table 10. **Shipment Characteristics by Commodity and Mode of Transportation by Shipment Size for the United States: 1993—Con.**

[For explanation of terms and meaning of abbreviations and symbols, see introductory text. Detail may not add to total because of rounding]

STCC code, description, and mode of transportation	1,000 to 9,999 lb				10,000 to 49,999 lb			
	Value (million dollars)	Tons (thousands)	Ton-miles ¹ (millions)	Average miles per shipment ¹	Value (million dollars)	Tons (thousands)	Ton-miles ¹ (millions)	Average miles per shipment ¹
STCC 29, PETROLEUM OR COAL PRODUCTS—Con.								
Other Modes								
Other and unknown modes	528	1 480	63	44	1 150	7 194	1 110	117
STCC 30, RUBBER OR MISCELLANEOUS PLASTICS PRODUCTS								
Total	62 122	18 544	7 697	400	61 758	24 624	14 852	573
Single Modes								
Parcel, U.S. Postal Service, or courier	—	—	—	—	—	—	—	—
Private truck	17 273	6 408	967	127	10 718	5 304	1 516	267
For-hire truck	42 234	11 524	6 209	562	47 262	17 986	11 565	613
Air	(D)	(D)	(D)	(D)	—	—	—	—
Rail	(S)	59	86	1 277	1 532	551	747	1 443
Inland water	—	—	—	—	—	—	—	—
Great Lakes	—	—	—	—	—	—	—	—
Deep sea water	—	—	—	—	—	—	—	—
Pipeline ²	—	—	—	—	—	—	—	—
Multiple Modes								
Private truck and for-hire truck	80	32	12	289	(S)	(S)	(S)	(S)
Truck and air	89	12	17	1 411	(S)	(S)	(S)	(S)
Truck and rail	(S)	(S)	(S)	(S)	(S)	(S)	(S)	(S)
Truck and water	(S)	(S)	12	1 410	28	25	76	3 380
Truck and pipeline ²	—	—	—	—	—	—	—	—
Rail and water	—	—	—	—	—	—	—	—
Inland water and Great Lakes	—	—	—	—	—	—	—	—
Inland water and deep sea	(D)	(D)	(D)	(D)	9	4	6	1 128
Other Modes								
Other and unknown modes	1 469	377	187	513	1 149	355	271	737
STCC 31, LEATHER OR LEATHER PRODUCTS								
Total	21 811	927	868	935	11 658	810	621	806
Single Modes								
Parcel, U.S. Postal Service, or courier	—	—	—	—	—	—	—	—
Private truck	2 264	132	59	490	4 218	364	161	440
For-hire truck	17 350	707	609	871	6 367	390	379	1 059
Air	(S)	(S)	(S)	(S)	—	—	—	—
Rail	(S)	(S)	(S)	(S)	(S)	(S)	(S)	(S)
Inland water	—	—	—	—	—	—	—	—
Great Lakes	—	—	—	—	—	—	—	—
Deep sea water	—	—	—	—	—	—	—	—
Pipeline ²	—	—	—	—	—	—	—	—
Multiple Modes								
Private truck and for-hire truck	(S)	—	—	(S)	(S)	—	—	(S)
Truck and air	76	2	4	1 384	(S)	—	—	(S)
Truck and rail	—	—	—	(S)	(S)	(S)	(S)	(S)
Truck and water	(S)	(S)	(S)	(S)	(S)	—	—	(S)
Truck and pipeline ²	—	—	—	—	—	—	—	—
Rail and water	—	—	—	—	—	—	—	—
Inland water and Great Lakes	—	—	—	—	—	—	—	—
Inland water and deep sea	—	—	—	(S)	(S)	—	(S)	(S)
Other Modes								
Other and unknown modes	1 446	49	74	1 360	(S)	(S)	66	1 478
STCC 32, CLAY, CONCRETE, GLASS, OR STONE PRODUCTS								
Total	13 513	25 553	2 775	136	49 336	513 129	38 545	66
Single Modes								
Parcel, U.S. Postal Service, or courier	—	—	—	—	—	—	—	—
Private truck	5 934	21 112	751	40	23 068	405 593	11 770	26
For-hire truck	6 856	3 674	1 645	508	25 133	100 996	24 536	246
Air	(D)	(D)	(D)	(D)	—	—	—	—
Rail	(S)	10	(S)	(S)	284	514	629	1 212
Inland water	(S)	(S)	—	(S)	—	—	—	—
Great Lakes	—	—	—	—	—	—	—	—
Deep sea water	—	—	—	—	—	—	—	—
Pipeline ²	(D)	(D)	(D)	(D)	(S)	(S)	—	(S)

Table 10. **Shipment Characteristics by Commodity and Mode of Transportation by Shipment Size for the United States: 1993—Con.**

[For explanation of terms and meaning of abbreviations and symbols, see introductory text. Detail may not add to total because of rounding]

STCC code, description, and mode of transportation	1,000 to 9,999 lb				10,000 to 49,999 lb			
	Value (million dollars)	Tons (thousands)	Ton-miles ¹ (millions)	Average miles per shipment ¹	Value (million dollars)	Tons (thousands)	Ton-miles ¹ (millions)	Average miles per shipment ¹
STCC 32, CLAY, CONCRETE, GLASS, OR STONE PRODUCTS—Con.								
Multiple Modes								
Private truck and for-hire truck	(S)	9	(S)	(S)	32	285	20	75
Truck and air	(S)	8	(S)	(S)	(S)	(S)	2	699
Truck and rail	(D)	(D)	(D)	(D)	109	338	218	783
Truck and water	14	15	28	1 805	31	53	82	1 607
Truck and pipeline ²	—	—	—	—	—	—	—	—
Rail and water	—	—	—	—	—	—	—	—
Inland water and Great Lakes	—	—	—	—	—	—	—	—
Inland water and deep sea	(D)	(D)	(D)	(D)	40	81	173	1 925
Other Modes								
Other and unknown modes	513	719	(S)	(S)	635	5 256	1 114	207
STCC 33, PRIMARY METAL PRODUCTS								
Total	46 173	26 172	6 116	224	111 138	152 284	47 942	303
Single Modes								
Parcel, U.S. Postal Service, or courier	—	—	—	—	—	—	—	—
Private truck	19 215	15 467	1 629	95	24 568	40 431	6 561	150
For-hire truck	25 364	10 127	4 252	435	83 055	107 421	38 399	358
Air	19	1	2	1 566	—	—	—	—
Rail	32	22	26	1 503	901	1 462	1 054	735
Inland water	(S)	(S)	(S)	(S)	(S)	51	44	951
Great Lakes	—	—	—	—	—	—	—	—
Deep sea water	—	—	—	—	—	—	—	—
Pipeline ²	—	—	—	—	—	—	—	—
Multiple Modes								
Private truck and for-hire truck	50	25	9	355	227	302	76	232
Truck and air	193	16	22	1 449	(S)	(S)	(S)	(S)
Truck and rail	(S)	(S)	(S)	(S)	430	288	516	1 803
Truck and water	(S)	7	(S)	(S)	182	389	476	1 319
Truck and pipeline ²	—	—	—	—	—	—	—	—
Rail and water	—	—	—	—	—	—	—	—
Inland water and Great Lakes	—	—	—	—	—	—	—	—
Inland water and deep sea	3	2	3	1 746	(S)	(S)	15	2 408
Other Modes								
Other and unknown modes	1 122	484	143	281	1 701	1 924	785	425
STCC 34, FABRICATED METAL PRODUCTS								
Total	65 821	21 796	6 939	331	72 705	45 564	17 143	355
Single Modes								
Parcel, U.S. Postal Service, or courier	—	—	—	—	—	—	—	—
Private truck	22 865	10 420	1 277	118	16 985	13 978	2 425	157
For-hire truck	40 004	10 564	5 157	538	51 394	29 203	13 002	440
Air	(S)	—	—	(S)	—	—	—	—
Rail	225	74	58	722	1 642	937	665	704
Inland water	—	—	—	(S)	(S)	(S)	(S)	(S)
Great Lakes	—	—	—	—	—	—	—	—
Deep sea water	(D)	(D)	(D)	(D)	—	—	—	—
Pipeline ²	—	—	—	—	—	—	—	—
Multiple Modes								
Private truck and for-hire truck	110	21	9	412	84	(S)	(S)	(S)
Truck and air	203	20	27	1 364	(S)	(S)	(S)	(S)
Truck and rail	(D)	(D)	(D)	(D)	410	181	298	1 641
Truck and water	78	20	57	2 521	55	24	78	3 170
Truck and pipeline ²	—	—	—	—	—	—	—	—
Rail and water	—	—	—	—	—	—	—	—
Inland water and Great Lakes	—	—	—	—	—	—	—	—
Inland water and deep sea	(D)	(D)	(D)	(D)	37	(S)	(S)	(S)
Other Modes								
Other and unknown modes	2 218	646	317	488	2 079	1 113	577	518

Table 10. **Shipment Characteristics by Commodity and Mode of Transportation by Shipment Size for the United States: 1993—Con.**

[For explanation of terms and meaning of abbreviations and symbols, see introductory text. Detail may not add to total because of rounding]

STCC code, description, and mode of transportation	1,000 to 9,999 lb				10,000 to 49,999 lb			
	Value (million dollars)	Tons (thousands)	Ton-miles ¹ (millions)	Average miles per shipment ¹	Value (million dollars)	Tons (thousands)	Ton-miles ¹ (millions)	Average miles per shipment ¹
STCC 35, MACHINERY, EXCLUDING ELECTRICAL								
Total	106 043	9 523	5 340	572	96 829	15 381	8 520	548
Single Modes								
Parcel, U.S. Postal Service, or courier	—	—	—	—	—	—	—	—
Private truck	17 710	3 101	555	177	16 543	4 296	1 088	228
For-hire truck	75 868	5 873	4 316	740	72 856	10 055	6 537	668
Air	33	3	(S)	(S)	(S)	—	—	(S)
Rail	213	30	31	1 057	2 142	189	278	1 490
Inland water	—	—	—	—	(S)	—	—	(S)
Great Lakes	—	—	—	—	—	—	—	—
Deep sea water	(S)	—	—	(S)	—	—	—	—
Pipeline ²	—	—	—	—	—	—	—	—
Multiple Modes								
Private truck and for-hire truck	32	3	1	(S)	(S)	(S)	(S)	(S)
Truck and air	5 550	79	133	1 516	(S)	(S)	(S)	(S)
Truck and rail	171	13	26	2 055	683	102	151	1 459
Truck and water	(S)	4	12	3 579	115	17	45	2 834
Truck and pipeline ²	—	—	—	—	—	—	—	—
Rail and water	—	—	—	—	—	—	—	—
Inland water and Great Lakes	—	—	—	—	—	—	—	—
Inland water and deep sea	17	2	7	3 600	(S)	(S)	(S)	(S)
Other Modes								
Other and unknown modes	6 382	415	254	643	3 299	490	309	680
STCC 36, ELECTRICAL MACHINERY, EQUIPMENT, OR SUPPLIES								
Total	94 147	8 130	4 736	589	75 768	14 520	10 299	710
Single Modes								
Parcel, U.S. Postal Service, or courier	—	—	—	—	—	—	—	—
Private truck	12 278	2 072	369	162	12 351	2 901	1 072	368
For-hire truck	69 599	5 589	3 901	702	56 992	10 219	7 078	686
Air	(S)	2	(S)	(S)	(S)	—	—	(S)
Rail	175	22	36	1 355	2 095	530	724	1 452
Inland water	—	—	—	—	—	—	—	—
Great Lakes	—	—	—	—	—	—	—	—
Deep sea water	—	—	—	—	—	—	—	—
Pipeline ²	—	—	—	—	—	—	—	—
Multiple Modes								
Private truck and for-hire truck	(D)	(D)	(D)	(D)	31	10	7	726
Truck and air	3 686	49	67	1 460	106	(S)	(S)	(S)
Truck and rail	80	12	14	1 262	1 173	323	(S)	(S)
Truck and water	92	16	21	1 879	24	16	(S)	(S)
Truck and pipeline ²	—	—	—	—	—	—	—	—
Rail and water	—	—	—	—	—	—	—	—
Inland water and Great Lakes	—	—	—	—	—	—	—	—
Inland water and deep sea	(D)	(D)	(D)	(D)	(S)	(S)	(S)	(S)
Other Modes								
Other and unknown modes	7 967	349	288	881	2 836	481	561	1 075
STCC 37, TRANSPORTATION EQUIPMENT								
Total	258 179	26 424	18 310	642	172 616	40 105	21 323	561
Single Modes								
Parcel, U.S. Postal Service, or courier	—	—	—	—	—	—	—	—
Private truck	32 294	4 176	1 101	240	21 185	7 138	1 806	286
For-hire truck	124 677	11 685	6 185	532	116 256	26 304	12 562	503
Air	466	8	(S)	(S)	—	—	—	—
Rail	10 590	913	1 037	1 122	10 954	2 309	2 283	978
Inland water	(D)	(D)	(D)	(D)	57	3	(S)	(S)
Great Lakes	—	—	—	—	—	—	—	—
Deep sea water	—	—	—	—	—	—	—	—
Pipeline ²	—	—	—	—	—	—	—	—
Multiple Modes								
Private truck and for-hire truck	(D)	(D)	(D)	(D)	(S)	144	57	448
Truck and air	3 068	49	43	972	153	18	14	758
Truck and rail	54 897	6 043	8 679	1 419	(S)	(S)	(S)	(S)
Truck and water	39	3	7	2 108	89	18	61	3 826
Truck and pipeline ²	—	—	—	—	—	—	—	—
Rail and water	—	—	—	—	—	—	—	—
Inland water and Great Lakes	—	—	—	—	—	—	—	—
Inland water and deep sea	86	(S)	(S)	(S)	(S)	(S)	(S)	(S)

Table 10. **Shipment Characteristics by Commodity and Mode of Transportation by Shipment Size for the United States: 1993—Con.**

[For explanation of terms and meaning of abbreviations and symbols, see introductory text. Detail may not add to total because of rounding]

STCC code, description, and mode of transportation	1,000 to 9,999 lb				10,000 to 49,999 lb			
	Value (million dollars)	Tons (thousands)	Ton-miles ¹ (millions)	Average miles per shipment ¹	Value (million dollars)	Tons (thousands)	Ton-miles ¹ (millions)	Average miles per shipment ¹
STCC 37, TRANSPORTATION EQUIPMENT—Con.								
Other Modes								
Other and unknown modes	31 568	3 481	1 179	324	14 873	2 619	1 260	462
STCC 38, INSTRUMENTS, PHOTOGRAPHIC GOODS, OPTICAL GOODS, WATCHES, OR CLOCKS								
Total	42 999	2 638	1 100	373	38 068	3 276	2 866	799
Single Modes								
Parcel, U.S. Postal Service, or courier	—	—	—	—	—	—	—	—
Private truck	6 204	566	79	146	1 784	301	98	308
For-hire truck	33 079	1 950	900	397	34 041	2 712	2 385	820
Air	(S)	(S)	—	(S)	—	—	—	—
Rail	(S)	(S)	11	954	(S)	81	(S)	(S)
Inland water	—	—	—	—	—	—	—	—
Great Lakes	—	—	—	—	—	—	—	—
Deep sea water	—	—	—	—	—	—	—	—
Pipeline ²	—	—	—	—	—	—	—	—
Multiple Modes								
Private truck and for-hire truck	—	—	—	—	—	—	—	—
Truck and air	727	14	17	1 162	(S)	(S)	(S)	(S)
Truck and rail	(S)	2	6	2 595	(S)	(S)	(S)	(S)
Truck and water	(S)	—	(S)	(S)	(S)	(S)	(S)	(S)
Truck and pipeline ²	—	—	—	—	—	—	—	—
Rail and water	—	—	—	—	—	—	—	—
Inland water and Great Lakes	—	—	—	—	—	—	—	—
Inland water and deep sea	(S)	—	(S)	(S)	—	—	—	—
Other Modes								
Other and unknown modes	2 699	92	85	938	(S)	(S)	(S)	(S)
STCC 39, MISCELLANEOUS PRODUCTS OF MANUFACTURING								
Total	34 030	4 903	2 729	603	55 452	10 212	4 818	462
Single Modes								
Parcel, U.S. Postal Service, or courier	—	—	—	—	—	—	—	—
Private truck	8 374	1 693	373	232	11 597	2 716	640	241
For-hire truck	22 223	2 930	2 107	785	34 463	6 743	3 624	527
Air	(S)	(S)	(S)	(S)	(S)	(S)	(S)	(S)
Rail	97	15	15	905	314	82	133	1 499
Inland water	—	—	—	—	(D)	(D)	(D)	(D)
Great Lakes	—	—	—	—	—	—	—	—
Deep sea water	—	—	—	—	—	—	—	—
Pipeline ²	—	—	—	—	—	—	—	—
Multiple Modes								
Private truck and for-hire truck	(S)	1	(S)	(S)	(S)	(S)	(S)	(S)
Truck and air	285	(S)	(S)	(S)	(S)	(S)	1	997
Truck and rail	36	4	9	2 202	230	41	66	1 655
Truck and water	(S)	(S)	(S)	(S)	(D)	(D)	(D)	(D)
Truck and pipeline ²	—	—	—	—	—	—	—	—
Rail and water	—	—	—	—	—	—	—	—
Inland water and Great Lakes	—	—	—	—	—	—	—	—
Inland water and deep sea	(S)	(S)	(S)	(S)	(S)	(S)	(S)	(S)
Other Modes								
Other and unknown modes	2 922	232	189	844	638	174	114	764
STCC 40, WASTE OR SCRAP MATERIALS								
Total	655	1 129	74	78	11 863	59 911	10 756	164
Single Modes								
Parcel, U.S. Postal Service, or courier	—	—	—	—	—	—	—	—
Private truck	416	883	25	33	4 386	21 131	1 674	69
For-hire truck	227	214	34	189	7 006	37 346	8 100	209
Air	—	—	—	—	—	—	—	—
Rail	2	3	1	318	245	440	303	596
Inland water	(D)	(D)	(D)	(D)	(D)	(D)	(D)	(D)
Great Lakes	—	—	—	—	—	—	—	—
Deep sea water	—	—	—	—	—	—	—	—
Pipeline ²	—	—	—	—	—	—	—	—

Table 10. **Shipment Characteristics by Commodity and Mode of Transportation by Shipment Size for the United States: 1993—Con.**

[For explanation of terms and meaning of abbreviations and symbols, see introductory text. Detail may not add to total because of rounding]

STCC code, description, and mode of transportation	1,000 to 9,999 lb				10,000 to 49,999 lb			
	Value (million dollars)	Tons (thousands)	Ton-miles ¹ (millions)	Average miles per shipment ¹	Value (million dollars)	Tons (thousands)	Ton-miles ¹ (millions)	Average miles per shipment ¹
STCC 40, WASTE OR SCRAP MATERIALS—Con.								
Multiple Modes								
Private truck and for-hire truck	1	2	—	(S)	29	145	24	150
Truck and air	—	—	—	—	—	(S)	(S)	(S)
Truck and rail	(D)	(D)	(D)	(D)	96	224	250	1 105
Truck and water	(S)	—	(S)	(S)	20	35	(S)	(S)
Truck and pipeline ²	—	—	—	—	—	—	—	—
Rail and water	—	—	—	—	—	—	—	—
Inland water and Great Lakes	—	—	—	—	—	—	—	—
Inland water and deep sea	(D)	(D)	(D)	(D)	(D)	(D)	(D)	(D)
Other Modes								
Other and unknown modes	8	26	13	562	80	584	200	361
STCC 41, MISCELLANEOUS FREIGHT SHIPMENT								
Total	12 684	2 242	775	361	56 459	16 983	3 754	235
Single Modes								
Parcel, U.S. Postal Service, or courier	—	—	—	—	—	—	—	—
Private truck	7 056	1 612	396	225	47 538	14 777	2 862	200
For-hire truck	3 784	536	269	508	8 752	2 143	846	412
Air	—	—	—	—	—	—	—	—
Rail	—	—	—	—	—	—	—	—
Inland water	—	—	—	—	—	—	—	—
Great Lakes	—	—	—	—	—	—	—	—
Deep sea water	—	—	—	—	—	—	—	—
Pipeline ²	—	—	—	—	—	—	—	—
Multiple Modes								
Private truck and for-hire truck	(D)	(D)	(D)	(D)	—	—	—	—
Truck and air	(S)	(S)	(S)	(S)	—	—	—	—
Truck and rail	(S)	—	—	(S)	7	6	9	1 523
Truck and water	(S)	(S)	(S)	(S)	(S)	(S)	(S)	(S)
Truck and pipeline ²	—	—	—	—	—	—	—	—
Rail and water	—	—	—	—	—	—	—	—
Inland water and Great Lakes	—	—	—	—	—	—	—	—
Inland water and deep sea	(D)	(D)	(D)	(D)	—	—	—	—
Other Modes								
Other and unknown modes	527	(S)	8	(S)	132	46	11	(S)
STCC 42, CONTAINERS, CARRIERS OR DEVICES, SHIPPING, RETURNED EMPTY								
Total	325	201	34	154	745	474	192	367
Single Modes								
Parcel, U.S. Postal Service, or courier	—	—	—	—	—	—	—	—
Private truck	(S)	(S)	8	67	99	97	9	102
For-hire truck	178	94	24	266	356	273	101	366
Air	—	—	—	—	—	—	—	—
Rail	(D)	(D)	(D)	(D)	(S)	(S)	(S)	(S)
Inland water	(D)	(D)	(D)	(D)	—	—	—	—
Great Lakes	—	—	—	—	—	—	—	—
Deep sea water	—	—	—	—	—	—	—	—
Pipeline ²	—	—	—	—	—	—	—	—
Multiple Modes								
Private truck and for-hire truck	—	—	—	—	—	—	—	—
Truck and air	—	—	—	—	—	—	—	—
Truck and rail	—	—	—	—	—	—	—	—
Truck and water	(D)	(D)	(D)	(D)	—	—	—	—
Truck and pipeline ²	—	—	—	—	—	—	—	—
Rail and water	—	—	—	—	—	—	—	—
Inland water and Great Lakes	—	—	—	—	—	—	—	—
Inland water and deep sea	—	—	—	—	—	—	—	—
Other Modes								
Other and unknown modes	(D)	(D)	(D)	(D)	(S)	(S)	—	(S)

Table 10. **Shipment Characteristics by Commodity and Mode of Transportation by Shipment Size for the United States: 1993—Con.**

[For explanation of terms and meaning of abbreviations and symbols, see introductory text. Detail may not add to total because of rounding]

STCC code, description, and mode of transportation	1,000 to 9,999 lb				10,000 to 49,999 lb			
	Value (million dollars)	Tons (thousands)	Ton-miles ¹ (millions)	Average miles per shipment ¹	Value (million dollars)	Tons (thousands)	Ton-miles ¹ (millions)	Average miles per shipment ¹
STCC 48, WASTE HAZARDOUS MATERIALS OR WASTE HAZARDOUS SUBSTANCES								
Total	(S) 240	(S) 529	11	(S) 227	(S) 416			
Single Modes								
Parcel, U.S. Postal Service, or courier	—	—	—	—	—	—	—	—
Private truck	(S) 50	(S) 153	4	(S) 33	(S) 194			
For-hire truck	8	7	3	447	174	255	117	464
Air	—	—	—	—	—	—	—	—
Rail	(D)	(D)	(D)	(D)	(D)	(D)	(D)	(D)
Inland water	—	—	—	—	—	—	—	—
Great Lakes	—	—	—	—	—	—	—	—
Deep sea water	—	—	—	—	—	—	—	—
Pipeline ²	—	—	—	—	—	—	—	—
Multiple Modes								
Private truck and for-hire truck	—	—	—	—	(D)	(D)	(D)	(D)
Truck and air	—	—	—	—	—	—	—	—
Truck and rail	(D)	(D)	(D)	(D)	(D)	(D)	(D)	(D)
Truck and water	—	—	—	—	—	—	—	—
Truck and pipeline ²	—	—	—	—	—	—	—	—
Rail and water	—	—	—	—	—	—	—	—
Inland water and Great Lakes	—	—	—	—	—	—	—	—
Inland water and deep sea	—	—	—	—	—	—	—	—
Other Modes								
Other and unknown modes	(D)	(D)	(D)	(D)	(D)	(D)	(D)	(D)
COMMODITY UNKNOWN								
Total	5 534	1 429	381	273	7 585	3 454	1 264	313
Single Modes								
Parcel, U.S. Postal Service, or courier	—	—	—	—	—	—	—	—
Private truck	2 382	897	96	101	2 062	1 751	(S) 524	(S) 402
For-hire truck	2 006	315	199	545	4 051	1 355	—	—
Air	—	—	—	(S) —	—	—	—	—
Rail	(S)	(S)	(S)	(S)	(S)	(S)	(S)	(S)
Inland water	(D)	(D)	(D)	(D)	(D)	(D)	(D)	(D)
Great Lakes	—	—	—	—	—	—	—	—
Deep sea water	—	—	—	—	—	—	—	—
Pipeline ²	—	—	—	—	—	—	—	—
Multiple Modes								
Private truck and for-hire truck	(D)	(D)	(D)	(D)	(D)	(D)	(D)	(D)
Truck and air	14	1	1	1 565	—	—	—	—
Truck and rail	(S)	(S)	(S)	(S)	(S)	(S)	(S)	(S)
Truck and water	(D)	(D)	(D)	(D)	(D)	(D)	(D)	(D)
Truck and pipeline ²	—	—	—	—	—	—	—	—
Rail and water	—	—	—	—	—	—	—	—
Inland water and Great Lakes	—	—	—	—	—	—	—	—
Inland water and deep sea	(D)	(D)	(D)	(D)	(D)	(D)	(D)	(D)
Other Modes								
Other and unknown modes	1 042	171	52	353	607	190	72	(S)

Table 10. **Shipment Characteristics by Commodity and Mode of Transportation by Shipment Size for the United States: 1993—Con.**

[For explanation of terms and meaning of abbreviations and symbols, see introductory text. Detail may not add to total because of rounding]

STCC code, description, and mode of transportation	50,000 to 99,999 lb				100,000 lb or more			
	Value (million dollars)	Tons (thousands)	Ton-miles ¹ (millions)	Average miles per shipment ¹	Value (million dollars)	Tons (thousands)	Ton-miles ¹ (millions)	Average miles per shipment ¹
ALL COMMODITIES								
Total	281 045	2 050 860	160 096	77	467 975	3 633 676	1 491 048	482
Single Modes								
Parcel, U.S. Postal Service, or courier	—	—	—	—	—	—	—	—
Private truck	134 760	1 010 290	52 347	53	42 696	305 335	17 154	51
For-hire truck	114 995	947 504	79 013	84	43 631	240 670	46 708	227
Air	—	—	—	—	(S)	—	—	(S)
Rail	17 153	21 735	15 141	708	180 157	1 500 527	904 474	726
Inland water	380	1 162	(S)	(S)	39 436	359 265	163 640	468
Great Lakes	—	—	—	—	1 173	33 041	12 395	534
Deep sea water	(D)	(D)	(D)	(D)	(D)	(D)	(D)	(D)
Pipeline ²	(S)	(S)	(S)	(S)	(S)	(S)	(S)	(S)
Multiple Modes								
Private truck and for-hire truck	(S)	21 110	1 929	87	172	2 205	191	85
Truck and air	(S)	(S)	(S)	(S)	(S)	(S)	(S)	(S)
Truck and rail	338	2 856	1 037	377	4 623	22 065	11 653	771
Truck and water	544	4 831	2 906	625	5 239	60 190	32 982	593
Truck and pipeline ²	(S)	(S)	(S)	(S)	—	—	—	—
Rail and water	(D)	(D)	(D)	(D)	3 620	78 769	69 941	882
Inland water and Great Lakes	(D)	(D)	(D)	(D)	(D)	(D)	(D)	(D)
Inland water and deep sea	(S)	112	348	3 067	17 765	108 888	92 665	1 113
Other Modes								
Other and unknown modes	9 375	39 274	6 596	159	37 873	428 200	66 486	364
STCC 01, FARM PRODUCTS								
Total	22 657	160 833	16 596	101	45 655	355 145	226 929	592
Single Modes								
Parcel, U.S. Postal Service, or courier	—	—	—	—	—	—	—	—
Private truck	7 273	53 396	4 134	78	1 487	8 760	(S)	(S)
For-hire truck	14 604	103 516	10 635	102	4 422	18 335	2 304	153
Air	—	—	—	—	—	—	—	—
Rail	171	478	402	767	20 214	174 145	117 407	664
Inland water	(S)	(S)	(S)	(S)	9 646	80 329	72 206	1 056
Great Lakes	—	—	—	—	(S)	(S)	(S)	(S)
Deep sea water	—	—	—	—	—	—	—	—
Pipeline ²	—	—	—	—	—	—	—	—
Multiple Modes								
Private truck and for-hire truck	164	1 175	(S)	(S)	(S)	(S)	(S)	(S)
Truck and air	(D)	(D)	(D)	(D)	—	—	—	—
Truck and rail	(D)	(D)	(D)	(D)	231	374	(S)	(S)
Truck and water	74	(S)	265	(S)	(S)	(S)	(S)	(S)
Truck and pipeline ²	—	—	—	—	—	—	—	—
Rail and water	—	—	—	—	(S)	(S)	(S)	(S)
Inland water and Great Lakes	—	—	—	—	(S)	(S)	(S)	(S)
Inland water and deep sea	—	—	—	—	(S)	(S)	(S)	(S)
Other Modes								
Other and unknown modes	176	1 083	(S)	(S)	7 708	57 309	(S)	(S)
STCC 08, FOREST PRODUCTS								
Total	438	17 455	1 212	68	153	5 829	1 443	(S)
Single Modes								
Parcel, U.S. Postal Service, or courier	—	—	—	—	—	—	—	—
Private truck	139	9 235	463	50	(S)	(S)	(S)	(S)
For-hire truck	294	7 937	711	87	37	1 589	(S)	(S)
Air	—	—	—	—	—	—	—	—
Rail	(S)	(S)	(S)	(S)	(S)	158	247	1 426
Inland water	—	—	—	—	—	—	—	—
Great Lakes	—	—	—	—	—	—	—	—
Deep sea water	—	—	—	—	—	—	—	—
Pipeline ²	—	—	—	—	—	—	—	—
Multiple Modes								
Private truck and for-hire truck	—	(S)	(S)	(S)	—	—	—	—
Truck and air	—	—	—	—	—	—	—	—
Truck and rail	—	—	—	—	—	—	—	—
Truck and water	—	—	—	—	—	—	—	—
Truck and pipeline ²	—	—	—	—	—	—	—	—
Rail and water	—	—	—	—	—	—	—	—
Inland water and Great Lakes	—	—	—	—	—	—	—	—
Inland water and deep sea	—	—	—	—	—	—	—	—

Table 10. **Shipment Characteristics by Commodity and Mode of Transportation by Shipment Size for the United States: 1993—Con.**

[For explanation of terms and meaning of abbreviations and symbols, see introductory text. Detail may not add to total because of rounding]

STCC code, description, and mode of transportation	50,000 to 99,999 lb				100,000 lb or more			
	Value (million dollars)	Tons (thousands)	Ton-miles ¹ (millions)	Average miles per shipment ¹	Value (million dollars)	Tons (thousands)	Ton-miles ¹ (millions)	Average miles per shipment ¹
STCC 08, FOREST PRODUCTS—Con.								
Other Modes								
Other and unknown modes	(S)	(S)	(S)	(S)	(S)	(S)	(S)	(S)
STCC 09, FRESH FISH OR OTHER MARINE PRODUCTS								
Total	125	140	52	354	735	400	424	1 200
Single Modes								
Parcel, U.S. Postal Service, or courier	—	—	—	—	—	—	—	—
Private truck	25	(S)	21	(S)	(S)	(S)	(S)	(S)
For-hire truck	34	53	12	236	(S)	(S)	(S)	(S)
Air	—	—	—	—	—	—	—	—
Rail	—	—	—	—	(S)	(S)	(S)	(S)
Inland water	—	—	—	—	(S)	(S)	(S)	(S)
Great Lakes	—	—	—	—	—	—	—	—
Deep sea water	(D)	(D)	(D)	(D)	(D)	(D)	(D)	(D)
Pipeline ²	—	—	—	—	—	—	—	—
Multiple Modes								
Private truck and for-hire truck	—	—	—	—	—	—	—	—
Truck and air	—	—	—	—	—	—	—	—
Truck and rail	—	—	—	—	(D)	(D)	(D)	(D)
Truck and water	(D)	(D)	(D)	(D)	—	—	—	—
Truck and pipeline ²	—	—	—	—	—	—	—	—
Rail and water	—	—	—	—	—	—	—	—
Inland water and Great Lakes	—	—	—	—	—	—	—	—
Inland water and deep sea	(D)	(D)	(D)	(D)	(D)	(D)	(D)	(D)
Other Modes								
Other and unknown modes	(S)	(S)	(S)	(S)	274	154	(S)	(S)
STCC 10, METALLIC ORES								
Total	296	2 152	156	67	4 078	142 997	36 000	409
Single Modes								
Parcel, U.S. Postal Service, or courier	—	—	—	—	—	—	—	—
Private truck	59	310	(S)	(S)	(D)	(D)	(D)	(D)
For-hire truck	152	1 832	134	(S)	(S)	519	48	93
Air	—	—	—	—	—	—	—	—
Rail	(S)	(S)	—	(S)	2 531	53 033	11 952	425
Inland water	(D)	(D)	(D)	(D)	(S)	(S)	(S)	(S)
Great Lakes	—	—	—	—	(S)	(S)	(S)	(S)
Deep sea water	—	—	—	—	—	—	—	—
Pipeline ²	—	—	—	—	—	—	—	—
Multiple Modes								
Private truck and for-hire truck	—	—	—	—	—	—	—	—
Truck and air	—	—	—	—	—	—	—	—
Truck and rail	—	—	—	—	(D)	(D)	(D)	(D)
Truck and water	(D)	(D)	(D)	(D)	(D)	(D)	(D)	(D)
Truck and pipeline ²	—	—	—	—	—	—	—	—
Rail and water	—	—	—	—	(S)	(S)	(S)	(S)
Inland water and Great Lakes	—	—	—	—	(D)	(D)	(D)	(D)
Inland water and deep sea	—	—	—	—	(D)	(D)	(D)	(D)
Other Modes								
Other and unknown modes	(D)	(D)	(D)	(D)	(D)	(D)	(D)	(D)
STCC 11, COAL								
Total	2 412	137 581	5 575	40	20 255	964 538	479 690	240
Single Modes								
Parcel, U.S. Postal Service, or courier	—	—	—	—	—	—	—	—
Private truck	182	7 630	414	51	398	16 410	1 419	61
For-hire truck	2 020	122 630	3 658	31	1 176	50 793	2 297	47
Air	—	—	—	—	—	—	—	—
Rail	(S)	(S)	(S)	(S)	(D)	(D)	(D)	(D)
Inland water	(D)	(D)	(D)	(D)	(D)	(D)	(D)	(D)
Great Lakes	—	—	—	—	—	—	—	—
Deep sea water	—	—	—	—	—	—	—	—
Pipeline ²	—	—	—	—	—	—	—	—

Table 10. **Shipment Characteristics by Commodity and Mode of Transportation by Shipment Size for the United States: 1993—Con.**

[For explanation of terms and meaning of abbreviations and symbols, see introductory text. Detail may not add to total because of rounding]

STCC code, description, and mode of transportation	50,000 to 99,999 lb				100,000 lb or more			
	Value (million dollars)	Tons (thousands)	Ton-miles ¹ (millions)	Average miles per shipment ¹	Value (million dollars)	Tons (thousands)	Ton-miles ¹ (millions)	Average miles per shipment ¹
STCC 11, COAL—Con.								
Multiple Modes								
Private truck and for-hire truck	(D)	(D)	(D)	(D)	(S)	(S)	(S)	(S)
Truck and air	—	—	—	—	—	—	—	—
Truck and rail	21	934	93	(S)	337	12 309	6 198	150
Truck and water	(D)	(D)	(D)	(S)	460	16 771	6 405	361
Truck and pipeline ²	—	—	—	—	—	—	—	—
Rail and water	(D)	(D)	(D)	(D)	1 126	44 594	40 216	734
Inland water and Great Lakes	—	—	—	—	(D)	(D)	(D)	(D)
Inland water and deep sea	—	—	—	—	16	636	1 065	1 662
Other Modes								
Other and unknown modes	(S)	(S)	(S)	(S)	2 816	139 552	9 150	62
STCC 13, CRUDE PETROLEUM, NATURAL GAS, OR GASOLINE								
Total	(S)	(S)	(S)	(S)	(S)	(S)	(S)	(S)
Single Modes								
Parcel, U.S. Postal Service, or courier	—	—	—	—	—	—	—	—
Private truck	(S)	(S)	(S)	(S)	(S)	(S)	(S)	(S)
For-hire truck	(S)	(S)	(S)	(S)	(S)	(S)	(S)	(S)
Air	—	—	—	—	—	—	—	—
Rail	—	—	—	—	(S)	(S)	(S)	(S)
Inland water	—	—	—	—	(D)	(D)	(D)	(D)
Great Lakes	—	—	—	—	—	—	—	—
Deep sea water	—	—	—	—	—	—	—	—
Pipeline ²	(S)	(S)	(S)	(S)	(D)	(D)	(D)	(D)
Multiple Modes								
Private truck and for-hire truck	—	—	—	—	—	—	—	—
Truck and air	—	—	—	—	—	—	—	—
Truck and rail	—	—	—	—	—	—	—	—
Truck and water	(S)	(S)	(S)	(S)	(D)	(D)	(D)	(D)
Truck and pipeline ²	—	—	—	—	—	—	—	—
Rail and water	—	—	—	—	—	—	—	—
Inland water and Great Lakes	—	—	—	—	—	—	—	—
Inland water and deep sea	—	—	—	—	(D)	(D)	(D)	(D)
Other Modes								
Other and unknown modes	(S)	(S)	(S)	(S)	(S)	(S)	(S)	(S)
STCC 14, NONMETALLIC MINERALS								
Total	3 205	443 594	21 507	49	5 876	461 479	90 285	176
Single Modes								
Parcel, U.S. Postal Service, or courier	—	—	—	—	—	—	—	—
Private truck	1 510	247 400	9 653	41	982	147 779	4 303	30
For-hire truck	1 587	185 378	9 953	54	441	58 608	3 905	66
Air	—	—	—	—	—	—	—	—
Rail	21	257	151	510	3 172	144 205	42 628	459
Inland water	—	(S)	—	(S)	550	37 551	14 815	254
Great Lakes	—	—	—	—	(D)	(D)	(D)	(D)
Deep sea water	—	—	—	—	—	—	—	—
Pipeline ²	—	—	—	—	—	—	—	—
Multiple Modes								
Private truck and for-hire truck	6	1 177	73	62	(D)	(D)	(D)	(D)
Truck and air	—	—	—	—	(D)	(D)	(D)	(D)
Truck and rail	(S)	37	(S)	(S)	(D)	(D)	(D)	(D)
Truck and water	—	—	—	—	32	9 613	7 159	693
Truck and pipeline ²	—	—	—	—	—	—	—	—
Rail and water	—	—	—	—	(D)	(D)	(D)	(D)
Inland water and Great Lakes	—	—	—	—	(D)	(D)	(D)	(D)
Inland water and deep sea	—	—	—	—	(S)	(S)	(S)	(S)
Other Modes								
Other and unknown modes	76	9 308	(S)	(S)	362	28 195	3 505	339

Table 10. **Shipment Characteristics by Commodity and Mode of Transportation by Shipment Size for the United States: 1993—Con.**

[For explanation of terms and meaning of abbreviations and symbols, see introductory text. Detail may not add to total because of rounding]

STCC code, description, and mode of transportation	50,000 to 99,999 lb				100,000 lb or more			
	Value (million dollars)	Tons (thousands)	Ton-miles ¹ (millions)	Average miles per shipment ¹	Value (million dollars)	Tons (thousands)	Ton-miles ¹ (millions)	Average miles per shipment ¹
STCC 19, ORDNANCE OR ACCESSORIES								
Total	449	40	37	941	1 222	154	151	1 213
Single Modes								
Parcel, U.S. Postal Service, or courier	—	—	—	—	—	—	—	—
Private truck	(D)	(D)	(D)	(D)	(S)	(S)	(S)	(S)
For-hire truck	(S)	13	(S)	(S)	(S)	(S)	(S)	(S)
Air	—	—	—	—	—	—	—	—
Rail	128	17	24	1 424	(D)	(D)	(D)	(D)
Inland water	—	—	—	—	—	—	—	—
Great Lakes	—	—	—	—	—	—	—	—
Deep sea water	—	—	—	—	—	—	—	—
Pipeline ²	—	—	—	—	—	—	—	—
Multiple Modes								
Private truck and for-hire truck	—	—	—	—	—	—	—	—
Truck and air	—	—	—	—	—	—	—	—
Truck and rail	—	—	—	—	—	—	—	—
Truck and water	—	—	—	—	(D)	(D)	(D)	(D)
Truck and pipeline ²	—	—	—	—	—	—	—	—
Rail and water	—	—	—	—	—	—	—	—
Inland water and Great Lakes	—	—	—	—	—	—	—	—
Inland water and deep sea	—	—	—	—	—	—	—	—
Other Modes								
Other and unknown modes	(D)	(D)	(D)	(D)	(S)	(S)	(S)	(S)
STCC 20, FOOD OR KINDRED PRODUCTS								
Total	26 946	74 196	14 983	190	39 214	111 192	83 093	811
Single Modes								
Parcel, U.S. Postal Service, or courier	—	—	—	—	—	—	—	—
Private truck	12 222	33 088	3 044	93	5 414	10 483	1 257	117
For-hire truck	11 278	35 105	7 174	201	5 637	9 316	4 706	526
Air	—	—	—	—	—	—	—	—
Rail	2 258	3 946	3 325	878	(D)	(D)	(D)	(D)
Inland water	—	—	—	—	1 529	8 444	4 649	919
Great Lakes	—	—	—	—	—	—	—	—
Deep sea water	—	—	—	—	—	—	—	—
Pipeline ²	—	—	—	—	—	—	—	—
Multiple Modes								
Private truck and for-hire truck	(S)	(S)	(S)	(S)	(S)	(S)	—	(S)
Truck and air	(S)	(S)	(S)	(S)	(D)	(D)	(D)	(D)
Truck and rail	32	(S)	(S)	(S)	158	195	235	1 226
Truck and water	109	314	796	2 548	371	2 596	1 045	(S)
Truck and pipeline ²	—	—	—	—	—	—	—	—
Rail and water	—	—	—	—	(S)	(S)	(S)	(S)
Inland water and Great Lakes	—	—	—	—	(D)	(D)	(D)	(D)
Inland water and deep sea	(S)	61	(S)	(S)	1 459	3 546	4 175	4 896
Other Modes								
Other and unknown modes	864	1 386	313	247	2 427	8 140	(S)	(S)
STCC 21, TOBACCO PRODUCTS, EXCLUDING INSECTICIDES								
Total	57	(S)	2	120	559	103	32	329
Single Modes								
Parcel, U.S. Postal Service, or courier	—	—	—	—	—	—	—	—
Private truck	(D)	(D)	(D)	(D)	(D)	(D)	(D)	(D)
For-hire truck	(D)	(D)	(D)	(D)	(D)	(D)	(D)	(D)
Air	—	—	—	—	—	—	—	—
Rail	—	—	—	—	—	—	—	—
Inland water	—	—	—	—	—	—	—	—
Great Lakes	—	—	—	—	—	—	—	—
Deep sea water	—	—	—	—	—	—	—	—
Pipeline ²	—	—	—	—	—	—	—	—
Multiple Modes								
Private truck and for-hire truck	—	—	—	(S)	—	—	—	—
Truck and air	—	—	—	—	—	—	—	—
Truck and rail	—	—	—	—	(S)	(S)	(S)	(S)
Truck and water	—	—	—	—	(D)	(D)	(D)	(D)
Truck and pipeline ²	—	—	—	—	—	—	—	—
Rail and water	—	—	—	—	—	—	—	—
Inland water and Great Lakes	—	—	—	—	—	—	—	—
Inland water and deep sea	—	—	—	—	—	—	—	—

Table 10. **Shipment Characteristics by Commodity and Mode of Transportation by Shipment Size for the United States: 1993—Con.**

[For explanation of terms and meaning of abbreviations and symbols, see introductory text. Detail may not add to total because of rounding]

STCC code, description, and mode of transportation	50,000 to 99,999 lb				100,000 lb or more			
	Value (million dollars)	Tons (thousands)	Ton-miles ¹ (millions)	Average miles per shipment ¹	Value (million dollars)	Tons (thousands)	Ton-miles ¹ (millions)	Average miles per shipment ¹
STCC 21, TOBACCO PRODUCTS, EXCLUDING INSECTICIDES—Con.								
Other Modes								
Other and unknown modes	—	—	—	—	—	—	—	—
STCC 22, TEXTILE MILL PRODUCTS								
Total	894	470	213	423	(S)	745	553	819
Single Modes								
Parcel, U.S. Postal Service, or courier	—	—	—	—	—	—	—	—
Private truck	261	107	9	80	(S)	118	15	137
For-hire truck	(S)	310	159	505	(S)	452	(S)	(S)
Air	—	—	—	—	—	—	—	—
Rail	(S)	(S)	36	1 144	(S)	(S)	(S)	(S)
Inland water	—	—	—	—	—	—	—	—
Great Lakes	—	—	—	—	—	—	—	—
Deep sea water	—	—	—	—	—	—	—	—
Pipeline ²	—	—	—	—	—	—	—	—
Multiple Modes								
Private truck and for-hire truck	(S)	(S)	(S)	(S)	(S)	(S)	(S)	(S)
Truck and air	—	—	—	—	—	—	—	—
Truck and rail	—	—	(S)	(S)	—	—	—	—
Truck and water	—	—	—	—	—	—	—	—
Truck and pipeline ²	—	—	—	—	—	—	—	—
Rail and water	—	—	—	—	—	—	—	—
Inland water and Great Lakes	—	—	—	—	—	—	—	—
Inland water and deep sea	—	—	—	—	—	—	—	—
Other Modes								
Other and unknown modes	(S)	(S)	(S)	(S)	(S)	(S)	(S)	(S)
STCC 23, APPAREL OR OTHER FINISHED TEXTILE PRODUCTS								
Total	894	97	(S)	(S)	(S)	71	(S)	(S)
Single Modes								
Parcel, U.S. Postal Service, or courier	—	—	—	—	—	—	—	—
Private truck	229	34	(S)	(S)	(D)	(D)	(D)	(D)
For-hire truck	304	32	(S)	(S)	50	29	(S)	(S)
Air	—	—	—	—	—	—	—	—
Rail	35	12	13	1 064	—	—	—	—
Inland water	—	—	—	—	—	—	—	—
Great Lakes	—	—	—	—	—	—	—	—
Deep sea water	—	—	—	—	—	—	—	—
Pipeline ²	—	—	—	—	—	—	—	—
Multiple Modes								
Private truck and for-hire truck	—	—	—	—	—	—	—	—
Truck and air	—	—	—	—	—	—	—	—
Truck and rail	(S)	—	—	(S)	—	—	—	—
Truck and water	—	—	—	—	—	—	—	—
Truck and pipeline ²	—	—	—	—	—	—	—	—
Rail and water	—	—	—	—	—	—	—	—
Inland water and Great Lakes	—	—	—	—	—	—	—	—
Inland water and deep sea	—	—	—	—	—	—	—	—
Other Modes								
Other and unknown modes	(S)	(S)	(S)	(S)	—	—	—	—
STCC 24, LUMBER OR WOOD PRODUCTS, EXCLUDING FURNITURE								
Total	18 829	313 186	27 483	86	14 688	112 232	53 016	626
Single Modes								
Parcel, U.S. Postal Service, or courier	—	—	—	—	—	—	—	—
Private truck	7 781	155 984	9 407	60	1 165	18 920	1 650	97
For-hire truck	9 940	142 079	14 883	103	2 498	33 256	(S)	(S)
Air	—	—	—	—	—	—	—	—
Rail	491	1 774	1 147	596	7 991	34 574	28 533	1 007
Inland water	(D)	(D)	(D)	(D)	(S)	(S)	(S)	(S)
Great Lakes	—	—	—	—	—	—	—	—
Deep sea water	—	—	—	—	—	—	—	—
Pipeline ²	—	—	—	—	—	—	—	—

Table 10. **Shipment Characteristics by Commodity and Mode of Transportation by Shipment Size for the United States: 1993—Con.**

[For explanation of terms and meaning of abbreviations and symbols, see introductory text. Detail may not add to total because of rounding]

STCC code, description, and mode of transportation	50,000 to 99,999 lb				100,000 lb or more			
	Value (million dollars)	Tons (thousands)	Ton-miles ¹ (millions)	Average miles per shipment ¹	Value (million dollars)	Tons (thousands)	Ton-miles ¹ (millions)	Average miles per shipment ¹
STCC 24, LUMBER OR WOOD PRODUCTS, EXCLUDING FURNITURE—Con.								
Multiple Modes								
Private truck and for-hire truck	(D)	(D)	(D)	(D)	(S)	(S)	(S)	(S)
Truck and air	—	—	—	—	—	—	—	—
Truck and rail	49	76	117	1 521	273	886	1 088	1 189
Truck and water	20	57	52	926	(S)	(S)	(S)	(S)
Truck and pipeline ²	—	—	—	—	—	—	—	—
Rail and water	(D)	(D)	(D)	(D)	—	—	—	—
Inland water and Great Lakes	—	—	—	—	—	—	—	—
Inland water and deep sea	(D)	(D)	(D)	(D)	(S)	(S)	(S)	(S)
Other Modes								
Other and unknown modes	396	4 106	730	168	2 198	15 399	2 274	425
STCC 25, FURNITURE OR FIXTURES								
Total	601	280	141	542	503	247	(S)	(S)
Single Modes								
Parcel, U.S. Postal Service, or courier	—	—	—	—	—	—	—	—
Private truck	391	163	(S)	(S)	104	36	4	110
For-hire truck	199	114	68	601	241	144	38	335
Air	—	—	—	—	—	—	—	—
Rail	—	—	—	—	(S)	(S)	(S)	(S)
Inland water	—	—	—	—	—	—	—	—
Great Lakes	—	—	—	—	—	—	—	—
Deep sea water	—	—	—	—	—	—	—	—
Pipeline ²	—	—	—	—	—	—	—	—
Multiple Modes								
Private truck and for-hire truck	—	—	—	—	—	—	—	—
Truck and air	—	—	—	—	—	—	—	—
Truck and rail	—	(S)	(S)	(S)	—	—	—	—
Truck and water	—	—	—	—	(D)	(D)	(D)	(D)
Truck and pipeline ²	—	—	—	—	—	—	—	—
Rail and water	—	—	—	—	—	—	—	—
Inland water and Great Lakes	—	—	—	—	—	—	—	—
Inland water and deep sea	—	—	—	—	—	—	—	—
Other Modes								
Other and unknown modes	(S)	(S)	(S)	(S)	(D)	(D)	(D)	(D)
STCC 26, PULP, PAPER, OR ALLIED PRODUCTS								
Total	(D)	(D)	(D)	(D)	20 362	48 394	39 044	814
Single Modes								
Parcel, U.S. Postal Service, or courier	—	—	—	—	—	—	—	—
Private truck	(D)	(D)	(D)	(D)	426	2 013	(S)	(S)
For-hire truck	(D)	(D)	(D)	(D)	1 147	3 460	1 629	490
Air	—	—	—	—	—	—	—	—
Rail	(D)	(D)	(D)	(D)	17 130	39 584	33 810	853
Inland water	(D)	(D)	(D)	(D)	420	511	(S)	(S)
Great Lakes	—	—	—	—	—	—	—	—
Deep sea water	—	—	—	—	—	—	—	—
Pipeline ²	—	—	—	—	—	—	—	—
Multiple Modes								
Private truck and for-hire truck	—	—	—	—	—	—	—	—
Truck and air	(D)	—	(D)	(D)	(S)	(S)	(S)	(S)
Truck and rail	(D)	(D)	(D)	(D)	124	331	336	988
Truck and water	(D)	(D)	(D)	(D)	60	94	(S)	(S)
Truck and pipeline ²	—	—	—	—	—	—	—	—
Rail and water	—	—	—	—	(S)	(S)	(S)	(S)
Inland water and Great Lakes	—	—	—	—	—	—	—	—
Inland water and deep sea	—	—	—	—	(S)	(S)	(S)	(S)
Other Modes								
Other and unknown modes	(D)	(D)	(D)	(D)	961	2 211	1 980	699

Table 10. **Shipment Characteristics by Commodity and Mode of Transportation by Shipment Size for the United States: 1993—Con.**

[For explanation of terms and meaning of abbreviations and symbols, see introductory text. Detail may not add to total because of rounding]

STCC code, description, and mode of transportation	50,000 to 99,999 lb				100,000 lb or more			
	Value (million dollars)	Tons (thousands)	Ton-miles ¹ (millions)	Average miles per shipment ¹	Value (million dollars)	Tons (thousands)	Ton-miles ¹ (millions)	Average miles per shipment ¹
STCC 27, PRINTED MATTER								
Total	(D)	(D)	(D)	(D)	(S)	(S)	(S)	(S)
Single Modes								
Parcel, U.S. Postal Service, or courier	—	—	—	—	—	—	—	—
Private truck	(D)	(D)	(D)	(D)	(S)	(S)	(S)	(S)
For-hire truck	(D)	(D)	(D)	(D)	(S)	(S)	(S)	(S)
Air	—	—	—	—	—	—	—	—
Rail	—	—	—	—	(S)	(S)	(S)	(S)
Inland water	—	—	—	—	—	—	—	—
Great Lakes	—	—	—	—	—	—	—	—
Deep sea water	—	—	—	—	—	—	—	—
Pipeline ²	—	—	—	—	—	—	—	—
Multiple Modes								
Private truck and for-hire truck	(D)	(D)	(D)	(D)	—	—	—	—
Truck and air	—	—	—	—	—	—	—	—
Truck and rail	—	—	—	—	—	—	—	—
Truck and water	—	—	—	—	—	—	—	—
Truck and pipeline ²	—	—	—	—	—	—	—	—
Rail and water	—	—	—	—	—	—	—	—
Inland water and Great Lakes	—	—	—	—	—	—	—	—
Inland water and deep sea	—	—	—	—	—	—	—	—
Other Modes								
Other and unknown modes	(D)	(D)	(D)	(D)	(S)	(S)	(S)	(S)
STCC 28, CHEMICALS OR ALLIED PRODUCTS								
Total	12 215	52 695	6 684	121	69 656	231 276	154 066	778
Single Modes								
Parcel, U.S. Postal Service, or courier	—	—	—	—	—	—	—	—
Private truck	4 538	22 985	1 877	83	1 457	8 070	1 269	120
For-hire truck	6 188	25 453	3 360	128	3 542	5 421	1 888	370
Air	—	—	—	—	—	—	—	—
Rail	793	1 682	1 002	604	46 468	126 701	109 852	862
Inland water	(D)	(D)	(D)	(D)	5 981	24 932	15 583	466
Great Lakes	—	—	—	—	—	—	—	—
Deep sea water	—	—	—	—	—	—	—	—
Pipeline ²	(D)	(D)	(D)	(D)	(S)	(S)	(S)	(S)
Multiple Modes								
Private truck and for-hire truck	(S)	(S)	(S)	(S)	(S)	(S)	(S)	(S)
Truck and air	(S)	(S)	(S)	(S)	(S)	(S)	(S)	(S)
Truck and rail	(D)	(D)	(D)	(D)	(S)	550	674	1 221
Truck and water	19	(S)	(S)	(S)	495	2 896	2 153	636
Truck and pipeline ²	—	—	—	—	—	—	—	—
Rail and water	—	—	—	—	(S)	(S)	(S)	(S)
Inland water and Great Lakes	(D)	(D)	(D)	(D)	(S)	(S)	(S)	(S)
Inland water and deep sea	(S)	(S)	(S)	(S)	1 351	10 803	11 709	1 421
Other Modes								
Other and unknown modes	284	1 098	163	(S)	4 512	26 994	8 476	241
STCC 29, PETROLEUM OR COAL PRODUCTS								
Total	117 315	565 605	28 979	51	143 483	916 151	229 667	287
Single Modes								
Parcel, U.S. Postal Service, or courier	—	—	—	—	—	—	—	—
Private truck	76 081	338 792	14 179	42	5 213	31 263	1 352	42
For-hire truck	36 691	207 192	12 971	62	2 433	27 850	2 222	68
Air	—	—	—	—	—	—	—	—
Rail	429	1 467	462	319	11 050	132 513	45 744	555
Inland water	123	594	(S)	(S)	16 064	114 805	22 661	183
Great Lakes	—	—	—	—	(D)	(D)	(D)	(D)
Deep sea water	—	—	—	—	—	—	—	—
Pipeline ²	(S)	(S)	(S)	(S)	(S)	(S)	(S)	(S)
Multiple Modes								
Private truck and for-hire truck	(S)	(S)	(S)	(S)	(S)	218	9	55
Truck and air	—	—	—	—	—	—	—	—
Truck and rail	11	84	18	239	(S)	(S)	(S)	(S)
Truck and water	(S)	(S)	(S)	(S)	3 039	(S)	(S)	(S)
Truck and pipeline ²	(S)	(S)	(S)	(S)	—	—	—	—
Rail and water	—	—	—	—	(D)	(D)	(D)	(D)
Inland water and Great Lakes	(D)	(D)	(D)	(D)	(D)	(D)	(D)	(D)
Inland water and deep sea	(D)	(D)	(D)	(D)	13 300	79 323	61 362	711

Table 10. **Shipment Characteristics by Commodity and Mode of Transportation by Shipment Size for the United States: 1993—Con.**

[For explanation of terms and meaning of abbreviations and symbols, see introductory text. Detail may not add to total because of rounding]

STCC code, description, and mode of transportation	50,000 to 99,999 lb				100,000 lb or more			
	Value (million dollars)	Tons (thousands)	Ton-miles ¹ (millions)	Average miles per shipment ¹	Value (million dollars)	Tons (thousands)	Ton-miles ¹ (millions)	Average miles per shipment ¹
STCC 29, PETROLEUM OR COAL PRODUCTS—Con.								
Other Modes								
Other and unknown modes	1 578	8 584	543	61	8 783	65 387	14 067	235
STCC 30, RUBBER OR MISCELLANEOUS PLASTICS PRODUCTS								
Total	(D)	(D)	(D)	(D)	462	442	311	625
Single Modes								
Parcel, U.S. Postal Service, or courier	—	—	—	—	—	—	—	—
Private truck	(D)	(D)	(D)	(D)	(S)	(S)	(S)	(S)
For-hire truck	(D)	(D)	(D)	(D)	194	273	212	626
Air	—	—	—	—	—	—	—	—
Rail	(D)	(D)	(D)	(D)	163	66	55	820
Inland water	—	—	—	—	—	—	—	—
Great Lakes	—	—	—	—	—	—	—	—
Deep sea water	—	—	—	—	—	—	—	—
Pipeline ²	—	—	—	—	—	—	—	—
Multiple Modes								
Private truck and for-hire truck	—	—	—	—	—	—	—	—
Truck and air	—	—	—	—	—	—	—	—
Truck and rail	—	—	—	—	—	—	—	—
Truck and water	(D)	(D)	(D)	(D)	—	—	—	—
Truck and pipeline ²	—	—	—	—	—	—	—	—
Rail and water	—	—	—	—	—	—	—	—
Inland water and Great Lakes	—	—	—	—	—	—	—	—
Inland water and deep sea	(D)	(D)	(D)	(D)	—	—	—	—
Other Modes								
Other and unknown modes	(D)	(D)	(D)	(D)	—	—	—	—
STCC 31, LEATHER OR LEATHER PRODUCTS								
Total	(S)	26	(S)	(S)	(S)	(S)	(S)	(S)
Single Modes								
Parcel, U.S. Postal Service, or courier	—	—	—	—	—	—	—	—
Private truck	(S)	(S)	—	(S)	(S)	—	—	(S)
For-hire truck	(D)	(D)	(D)	(D)	(D)	(D)	(D)	(D)
Air	—	—	—	—	—	—	—	—
Rail	(D)	(D)	(D)	(D)	—	—	—	—
Inland water	—	—	—	—	—	—	—	—
Great Lakes	—	—	—	—	—	—	—	—
Deep sea water	—	—	—	—	—	—	—	—
Pipeline ²	—	—	—	—	—	—	—	—
Multiple Modes								
Private truck and for-hire truck	—	—	—	—	—	—	—	—
Truck and air	—	—	—	—	—	—	—	—
Truck and rail	—	—	—	—	—	—	—	—
Truck and water	—	—	—	—	—	—	—	—
Truck and pipeline ²	—	—	—	—	—	—	—	—
Rail and water	—	—	—	—	—	—	—	—
Inland water and Great Lakes	—	—	—	—	—	—	—	—
Inland water and deep sea	—	—	—	—	—	—	—	—
Other Modes								
Other and unknown modes	—	—	—	—	—	—	—	—
STCC 32, CLAY, CONCRETE, GLASS, OR STONE PRODUCTS								
Total	7 569	147 320	12 391	85	4 359	110 662	29 410	289
Single Modes								
Parcel, U.S. Postal Service, or courier	—	—	—	—	—	—	—	—
Private truck	3 269	77 707	3 743	50	1 204	43 866	1 195	33
For-hire truck	3 945	64 783	7 272	112	516	9 434	1 499	179
Air	—	—	—	—	—	—	—	—
Rail	94	561	413	708	1 759	28 573	16 223	621
Inland water	(D)	(D)	(D)	(D)	(D)	(D)	(D)	(D)
Great Lakes	—	—	—	—	79	2 214	723	336
Deep sea water	—	—	—	—	—	—	—	—
Pipeline ²	(D)	(D)	(D)	(D)	(D)	(D)	(D)	(D)

Table 10. **Shipment Characteristics by Commodity and Mode of Transportation by Shipment Size for the United States: 1993—Con.**

[For explanation of terms and meaning of abbreviations and symbols, see introductory text. Detail may not add to total because of rounding]

STCC code, description, and mode of transportation	50,000 to 99,999 lb				100,000 lb or more			
	Value (million dollars)	Tons (thousands)	Ton-miles ¹ (millions)	Average miles per shipment ¹	Value (million dollars)	Tons (thousands)	Ton-miles ¹ (millions)	Average miles per shipment ¹
STCC 32, CLAY, CONCRETE, GLASS, OR STONE PRODUCTS—Con.								
Multiple Modes								
Private truck and for-hire truck	(S)	(S)	(S)	(S)	(D)	(D)	(D)	(D)
Truck and air	—	—	—	—	—	—	—	—
Truck and rail	55	1 184	329	(S)	17	306	343	1 171
Truck and water	(D)	(D)	(D)	(D)	(S)	(S)	(S)	(S)
Truck and pipeline ²	—	—	—	—	—	—	—	—
Rail and water	(S)	(S)	—	(S)	—	—	—	—
Inland water and Great Lakes	—	—	—	—	—	—	—	—
Inland water and deep sea	(D)	(D)	(D)	(D)	(S)	(S)	(S)	(S)
Other Modes								
Other and unknown modes	158	2 528	553	208	326	2 334	978	435
STCC 33, PRIMARY METAL PRODUCTS								
Total	10 600	26 267	4 838	178	26 493	55 831	37 088	701
Single Modes								
Parcel, U.S. Postal Service, or courier	—	—	—	—	—	—	—	—
Private truck	2 002	6 634	516	78	892	3 557	282	94
For-hire truck	7 366	16 705	2 623	159	3 388	8 501	3 260	401
Air	—	—	—	—	—	—	—	—
Rail	812	1 907	1 220	644	18 516	37 862	28 897	792
Inland water	(S)	(S)	(S)	(S)	857	2 590	2 088	912
Great Lakes	—	—	—	—	—	—	—	—
Deep sea water	—	—	—	—	—	—	—	—
Pipeline ²	—	—	—	—	—	—	—	—
Multiple Modes								
Private truck and for-hire truck	25	(S)	(S)	(S)	(D)	(D)	(D)	(D)
Truck and air	—	—	—	—	—	—	—	—
Truck and rail	(S)	(S)	(S)	(S)	(S)	(S)	(S)	(S)
Truck and water	44	127	157	1 268	(D)	(D)	(D)	(D)
Truck and pipeline ²	—	—	—	—	—	—	—	—
Rail and water	—	—	—	—	(D)	(D)	(D)	(D)
Inland water and Great Lakes	(S)	(S)	(S)	(S)	(S)	(S)	(S)	(S)
Inland water and deep sea	(S)	(S)	(S)	(S)	(S)	(S)	(S)	(S)
Other Modes								
Other and unknown modes	(S)	(S)	209	319	574	1 245	563	493
STCC 34, FABRICATED METAL PRODUCTS								
Total	5 230	4 625	1 608	347	2 606	4 381	1 765	406
Single Modes								
Parcel, U.S. Postal Service, or courier	—	—	—	—	—	—	—	—
Private truck	781	1 163	157	140	476	1 071	135	154
For-hire truck	2 840	2 426	677	275	1 154	1 749	680	373
Air	—	—	—	—	—	—	—	—
Rail	1 414	875	(S)	(S)	599	1 030	634	647
Inland water	—	—	—	—	290	382	(S)	(S)
Great Lakes	—	—	—	—	—	—	—	—
Deep sea water	—	—	—	—	—	—	—	—
Pipeline ²	—	—	—	—	—	—	—	—
Multiple Modes								
Private truck and for-hire truck	11	(S)	3	(S)	(S)	(S)	(S)	(S)
Truck and air	(D)	(D)	(D)	(D)	—	—	—	—
Truck and rail	(S)	(S)	(S)	(S)	(S)	(S)	(S)	(S)
Truck and water	(S)	(S)	(S)	(S)	(S)	(S)	(S)	(S)
Truck and pipeline ²	—	—	—	—	—	—	—	—
Rail and water	—	—	—	—	—	—	—	—
Inland water and Great Lakes	—	—	—	—	—	—	—	—
Inland water and deep sea	(D)	(D)	(D)	(D)	—	—	—	—
Other Modes								
Other and unknown modes	168	120	(S)	(S)	37	(S)	(S)	(S)

Table 10. **Shipment Characteristics by Commodity and Mode of Transportation by Shipment Size for the United States: 1993—Con.**

[For explanation of terms and meaning of abbreviations and symbols, see introductory text. Detail may not add to total because of rounding]

STCC code, description, and mode of transportation	50,000 to 99,999 lb				100,000 lb or more			
	Value (million dollars)	Tons (thousands)	Ton-miles ¹ (millions)	Average miles per shipment ¹	Value (million dollars)	Tons (thousands)	Ton-miles ¹ (millions)	Average miles per shipment ¹
STCC 35, MACHINERY, EXCLUDING ELECTRICAL								
Total	(D)	(D)	(D)	(D)	(D)	(D)	(D)	(D)
Single Modes								
Parcel, U.S. Postal Service, or courier	—	—	—	—	—	—	—	—
Private truck	(D)	(D)	(D)	(D)	(D)	(D)	(D)	(D)
For-hire truck	(D)	(D)	(D)	(D)	(D)	(D)	(D)	(D)
Air	—	—	—	—	—	—	—	—
Rail	(D)	(D)	(D)	(D)	(D)	(D)	(D)	(D)
Inland water	(D)	(D)	(D)	(D)	(D)	(D)	(D)	(D)
Great Lakes	—	—	—	—	—	—	—	—
Deep sea water	—	—	—	—	—	—	—	—
Pipeline ²	—	—	—	—	—	—	—	—
Multiple Modes								
Private truck and for-hire truck	(D)	(D)	(D)	(D)	—	—	—	—
Truck and air	(D)	(D)	(D)	(D)	—	—	—	—
Truck and rail	(D)	(D)	(D)	(D)	(D)	(D)	(D)	(D)
Truck and water	—	—	—	—	—	—	—	—
Truck and pipeline ²	—	—	—	—	—	—	—	—
Rail and water	—	—	—	—	—	—	—	—
Inland water and Great Lakes	—	—	—	—	—	—	—	—
Inland water and deep sea	—	—	—	—	—	—	—	—
Other Modes								
Other and unknown modes	(D)	(D)	(D)	(D)	(D)	(D)	(D)	(D)
STCC 36, ELECTRICAL MACHINERY, EQUIPMENT, OR SUPPLIES								
Total	1 626	581	427	718	1 495	761	(S)	(S)
Single Modes								
Parcel, U.S. Postal Service, or courier	—	—	—	—	—	—	—	—
Private truck	(S)	(S)	17	(S)	(S)	(S)	(S)	(S)
For-hire truck	792	281	177	601	541	(S)	(S)	(S)
Air	—	—	—	—	(S)	—	—	(S)
Rail	517	156	173	1 107	803	204	(S)	(S)
Inland water	—	—	—	—	—	—	—	—
Great Lakes	—	—	—	—	—	—	—	—
Deep sea water	—	—	—	—	—	—	—	—
Pipeline ²	—	—	—	—	—	—	—	—
Multiple Modes								
Private truck and for-hire truck	(D)	(D)	(D)	(D)	(S)	—	—	(S)
Truck and air	—	—	—	—	—	—	—	—
Truck and rail	—	—	—	—	(S)	(S)	(S)	(S)
Truck and water	—	—	—	—	(S)	(S)	(S)	(S)
Truck and pipeline ²	—	—	—	—	—	—	—	—
Rail and water	—	—	—	—	—	—	—	—
Inland water and Great Lakes	—	—	—	—	—	—	—	—
Inland water and deep sea	(D)	(D)	(D)	(D)	—	—	—	—
Other Modes								
Other and unknown modes	(S)	10	(S)	(S)	(S)	(S)	(S)	(S)
STCC 37, TRANSPORTATION EQUIPMENT								
Total	16 304	6 831	3 472	523	19 485	6 791	3 293	704
Single Modes								
Parcel, U.S. Postal Service, or courier	—	—	—	—	—	—	—	—
Private truck	1 542	1 454	(S)	(S)	350	(S)	(S)	(S)
For-hire truck	5 335	1 364	469	321	5 546	1 428	279	352
Air	—	—	—	—	—	—	—	—
Rail	6 664	2 952	(S)	(S)	9 200	3 333	2 467	845
Inland water	(S)	(S)	(S)	(S)	890	1 173	301	380
Great Lakes	—	—	—	—	—	—	—	—
Deep sea water	—	—	—	—	—	—	—	—
Pipeline ²	—	—	—	—	—	—	—	—
Multiple Modes								
Private truck and for-hire truck	(S)	(S)	(S)	(S)	—	—	—	—
Truck and air	—	—	—	—	—	—	—	—
Truck and rail	—	—	—	—	(S)	(S)	(S)	(S)
Truck and water	—	—	—	—	—	—	—	—
Truck and pipeline ²	—	—	—	—	—	—	—	—
Rail and water	—	—	—	—	—	—	—	—
Inland water and Great Lakes	—	—	—	—	—	—	—	—
Inland water and deep sea	(S)	(S)	(S)	(S)	87	(S)	(S)	(S)

Table 10. **Shipment Characteristics by Commodity and Mode of Transportation by Shipment Size for the United States: 1993—Con.**

[For explanation of terms and meaning of abbreviations and symbols, see introductory text. Detail may not add to total because of rounding]

STCC code, description, and mode of transportation	50,000 to 99,999 lb				100,000 lb or more			
	Value (million dollars)	Tons (thousands)	Ton-miles ¹ (millions)	Average miles per shipment ¹	Value (million dollars)	Tons (thousands)	Ton-miles ¹ (millions)	Average miles per shipment ¹
STCC 37, TRANSPORTATION EQUIPMENT—Con.								
Other Modes								
Other and unknown modes	(S)	(S)	105	(S)	3 262	508	(S)	(S)
STCC 38, INSTRUMENTS, PHOTOGRAPHIC GOODS, OPTICAL GOODS, WATCHES, OR CLOCKS								
Total	97	58	82	1 354	(S)	(S)	(S)	(S)
Single Modes								
Parcel, U.S. Postal Service, or courier	—	—	—	—	—	—	—	—
Private truck	(D)	(D)	(D)	(D)	—	—	—	—
For-hire truck	72	25	24	910	(S)	15	(S)	(S)
Air	—	—	—	—	—	—	—	—
Rail	(D)	(D)	(D)	(D)	—	—	—	—
Inland water	—	—	—	—	—	—	—	—
Great Lakes	—	—	—	—	—	—	—	—
Deep sea water	—	—	—	—	—	—	—	—
Pipeline ²	—	—	—	—	—	—	—	—
Multiple Modes								
Private truck and for-hire truck	—	—	—	—	—	—	—	—
Truck and air	—	—	—	—	—	—	—	—
Truck and rail	—	—	—	—	—	—	—	—
Truck and water	—	—	—	—	—	—	—	—
Truck and pipeline ²	—	—	—	—	—	—	—	—
Rail and water	—	—	—	—	—	—	—	—
Inland water and Great Lakes	—	—	—	—	—	—	—	—
Inland water and deep sea	—	—	—	—	—	—	—	—
Other Modes								
Other and unknown modes	(S)	(S)	(S)	(S)	—	(S)	(S)	(S)
STCC 39, MISCELLANEOUS PRODUCTS OF MANUFACTURING								
Total	491	237	66	278	(S)	(S)	(S)	(S)
Single Modes								
Parcel, U.S. Postal Service, or courier	—	—	—	—	—	—	—	—
Private truck	(S)	101	11	(S)	(S)	(S)	(S)	(S)
For-hire truck	247	109	38	358	(S)	(S)	599	918
Air	—	—	—	—	—	—	—	—
Rail	(S)	(S)	(S)	(S)	(S)	(S)	(S)	(S)
Inland water	—	—	—	—	—	—	—	—
Great Lakes	—	—	—	—	—	—	—	—
Deep sea water	—	—	—	—	—	—	—	—
Pipeline ²	—	—	—	—	—	—	—	—
Multiple Modes								
Private truck and for-hire truck	—	—	—	—	—	—	—	—
Truck and air	—	—	(S)	(S)	—	—	—	—
Truck and rail	—	—	—	—	—	—	—	—
Truck and water	—	—	—	—	—	—	—	—
Truck and pipeline ²	—	—	—	—	—	—	—	—
Rail and water	—	—	—	—	—	—	—	—
Inland water and Great Lakes	—	—	—	—	—	—	—	—
Inland water and deep sea	—	—	—	—	—	—	—	—
Other Modes								
Other and unknown modes	(S)	18	5	(S)	—	—	—	(S)
STCC 40, WASTE OR SCRAP MATERIALS								
Total	1 914	26 372	3 173	116	3 689	43 444	13 583	344
Single Modes								
Parcel, U.S. Postal Service, or courier	—	—	—	—	—	—	—	—
Private truck	518	6 767	462	70	208	5 174	211	73
For-hire truck	1 200	17 514	1 943	112	258	7 110	762	222
Air	—	—	—	—	—	—	—	—
Rail	174	1 722	533	298	2 691	26 668	9 567	366
Inland water	(S)	(S)	(S)	(S)	287	2 190	1 745	729
Great Lakes	—	—	—	—	—	—	—	—
Deep sea water	—	—	—	—	—	—	—	—
Pipeline ²	—	—	—	—	—	—	—	—

Table 10. **Shipment Characteristics by Commodity and Mode of Transportation by Shipment Size for the United States: 1993—Con.**

[For explanation of terms and meaning of abbreviations and symbols, see introductory text. Detail may not add to total because of rounding]

STCC code, description, and mode of transportation	50,000 to 99,999 lb				100,000 lb or more			
	Value (million dollars)	Tons (thousands)	Ton-miles ¹ (millions)	Average miles per shipment ¹	Value (million dollars)	Tons (thousands)	Ton-miles ¹ (millions)	Average miles per shipment ¹
STCC 40, WASTE OR SCRAP MATERIALS—Con.								
Multiple Modes								
Private truck and for-hire truck	3	28	(S)	(S)	(S)	86	(S)	(S)
Truck and air	—	—	—	—	—	—	—	—
Truck and rail	6	(S)	(S)	(S)	(D)	(D)	(D)	(D)
Truck and water	—	(S)	(S)	(S)	32	378	438	1 463
Truck and pipeline ²	—	—	—	—	—	—	—	—
Rail and water	—	—	—	—	(D)	(D)	(D)	(D)
Inland water and Great Lakes	—	—	—	—	—	—	—	—
Inland water and deep sea	—	(S)	(S)	(S)	(D)	(D)	(D)	(D)
Other Modes								
Other and unknown modes	9	275	(S)	(S)	(S)	1 292	432	827
STCC 41, MISCELLANEOUS FREIGHT SHIPMENT								
Total	(S)	963	234	236	110	(S)	(S)	(S)
Single Modes								
Parcel, U.S. Postal Service, or courier	—	—	—	—	—	—	—	—
Private truck	(S)	819	(S)	(S)	(S)	(S)	(S)	(S)
For-hire truck	(S)	112	(S)	(S)	(S)	(S)	(S)	(S)
Air	—	—	—	—	—	—	—	—
Rail	(S)	(S)	(S)	(S)	(S)	(S)	(S)	(S)
Inland water	—	—	—	—	—	—	—	—
Great Lakes	—	—	—	—	—	—	—	—
Deep sea water	—	—	—	—	—	—	—	—
Pipeline ²	—	—	—	—	—	—	—	—
Multiple Modes								
Private truck and for-hire truck	—	—	—	—	—	—	—	—
Truck and air	—	—	—	—	—	—	—	—
Truck and rail	—	—	—	—	—	—	—	—
Truck and water	—	—	—	—	—	—	—	—
Truck and pipeline ²	—	—	—	—	—	—	—	—
Rail and water	—	—	—	—	—	—	—	—
Inland water and Great Lakes	—	—	—	—	—	—	—	—
Inland water and deep sea	—	—	—	—	—	—	—	—
Other Modes								
Other and unknown modes	(S)	(S)	(S)	(S)	—	—	—	—
STCC 42, CONTAINERS, CARRIERS OR DEVICES, SHIPPING, RETURNED EMPTY								
Total	(D)	(D)	(D)	(D)	(D)	(D)	(D)	(D)
Single Modes								
Parcel, U.S. Postal Service, or courier	—	—	—	—	—	—	—	—
Private truck	(D)	(D)	(D)	(D)	—	—	—	—
For-hire truck	(D)	(D)	(D)	(D)	—	—	—	—
Air	—	—	—	—	—	—	—	—
Rail	—	—	—	—	(D)	(D)	(D)	(D)
Inland water	—	—	—	—	—	—	—	—
Great Lakes	—	—	—	—	—	—	—	—
Deep sea water	—	—	—	—	—	—	—	—
Pipeline ²	—	—	—	—	—	—	—	—
Multiple Modes								
Private truck and for-hire truck	—	—	—	—	—	—	—	—
Truck and air	—	—	—	—	—	—	—	—
Truck and rail	—	—	—	—	—	—	—	—
Truck and water	—	—	—	—	—	—	—	—
Truck and pipeline ²	—	—	—	—	—	—	—	—
Rail and water	—	—	—	—	—	—	—	—
Inland water and Great Lakes	—	—	—	—	—	—	—	—
Inland water and deep sea	—	—	—	—	—	—	—	—
Other Modes								
Other and unknown modes	—	—	—	—	—	—	—	—

Table 10. Shipment Characteristics by Commodity and Mode of Transportation by Shipment Size for the United States: 1993—Con.

[For explanation of terms and meaning of abbreviations and symbols, see introductory text. Detail may not add to total because of rounding]

STCC code, description, and mode of transportation	50,000 to 99,999 lb				100,000 lb or more			
	Value (million dollars)	Tons (thousands)	Ton-miles ¹ (millions)	Average miles per shipment ¹	Value (million dollars)	Tons (thousands)	Ton-miles ¹ (millions)	Average miles per shipment ¹
STCC 48, WASTE HAZARDOUS MATERIALS OR WASTE HAZARDOUS SUBSTANCES								
Total	(S)	57	(S)	(S)	(D)	(D)	(D)	(D)
Single Modes								
Parcel, U.S. Postal Service, or courier	—	—	—	—	—	—	—	—
Private truck	(S)	(S)	2	61	—	—	—	—
For-hire truck	1	6	1	184	(D)	(D)	(D)	(D)
Air	—	—	—	—	—	—	—	—
Rail	—	(S)	(S)	(S)	(D)	(D)	(D)	(D)
Inland water	—	—	—	—	—	—	—	—
Great Lakes	—	—	—	—	—	—	—	—
Deep sea water	—	—	—	—	—	—	—	—
Pipeline ²	—	—	—	—	—	—	—	—
Multiple Modes								
Private truck and for-hire truck	—	—	—	—	—	—	—	—
Truck and air	—	—	—	—	—	—	—	—
Truck and rail	—	—	—	—	—	—	—	—
Truck and water	—	—	—	—	—	—	—	—
Truck and pipeline ²	—	—	—	—	—	—	—	—
Rail and water	—	—	—	—	—	—	—	—
Inland water and Great Lakes	—	—	—	—	—	—	—	—
Inland water and deep sea	—	—	—	—	—	—	—	—
Other Modes								
Other and unknown modes	—	(S)	—	(S)	(D)	(D)	(D)	(D)
COMMODITY UNKNOWN								
Total	785	806	(S)	(S)	370	1 557	463	470
Single Modes								
Parcel, U.S. Postal Service, or courier	—	—	—	—	—	—	—	—
Private truck	288	393	52	(S)	(S)	(S)	(S)	(S)
For-hire truck	378	294	49	162	(S)	(S)	22	216
Air	—	—	—	—	—	—	—	—
Rail	(S)	(S)	(S)	(S)	133	(S)	(S)	(S)
Inland water	—	—	—	—	(S)	(S)	(S)	(S)
Great Lakes	—	—	—	—	—	—	—	—
Deep sea water	—	—	—	—	—	—	—	—
Pipeline ²	—	—	—	—	—	—	—	—
Multiple Modes								
Private truck and for-hire truck	—	—	—	—	—	—	—	—
Truck and air	—	—	—	—	—	—	—	—
Truck and rail	—	—	—	—	—	—	—	—
Truck and water	—	—	—	—	—	—	—	—
Truck and pipeline ²	—	—	—	—	—	—	—	—
Rail and water	—	—	—	—	—	—	—	—
Inland water and Great Lakes	—	—	—	—	—	—	—	—
Inland water and deep sea	—	—	—	—	—	—	—	—
Other Modes								
Other and unknown modes	(S)	(S)	(S)	(S)	(S)	(S)	(S)	(S)

Note: "Deep sea water" as a single mode describes shipments moving only on the open waters of the oceans or the Gulf of Mexico. Most shipments moving primarily on the open ocean are tabulated under "Inland water and deep sea."

— Represents zero or less than 1 unit of measure.

(D) Denotes figures withheld to avoid disclosing data for individual companies.

(S) Data do not meet publications standards due to high sampling variability or other reasons. Some unpublished estimates can be derived by subtracting published data from their respective totals. However, the figures obtained by such subtraction are subject to these same limitations.

¹Average miles and ton-miles are based on the estimated distance traveled, not on Great Circle Distance. See the "Mileage Calculations" section of this report for further explanation. Calculation of average miles per shipment excludes shipments of STCC 27, Printed Matter. See "About the Data" section of this report for further explanation.

²CFS data for pipelines exclude most shipments of crude oil. See "About the Data" section for details of CFS coverage.

Table 11. Shipment Characteristics by Commodity and Shipment Size by Distance Shipped for the United States: 1993—Con.

[For explanation of terms and meaning of abbreviations and symbols, see introductory text. Detail may not add to total because of rounding]

STCC code, description, shipment size, and distance	Total, all mileages				Less than 50 miles ¹			50 to 99 miles ¹		
	Value (million dollars)	Tons (thousands)	Ton-miles ² (millions)	Average miles per shipment ²	Value (million dollars)	Tons (thousands)	Ton-miles ² (millions)	Value (million dollars)	Tons (thousands)	Ton-miles ² (millions)
STCC 39, Miscellaneous products of manufacturing—Con.										
1,000 to 9,999 lb	34 030	4 903	2 729	603	6 557	1 191	32	2 738	489	46
10,000 to 49,999 lb	55 452	10 212	4 818	462	10 449	2 190	62	5 440	1 006	94
50,000 to 99,999 lb	491	237	66	278	63	114	4	180	(S)	(S)
100,000 lb or more	(S)	(S)	(S)	(S)	(S)	(S)	(S)	(S)	(S)	—
STCC 40, Waste or scrap materials	18 258	130 894	27 591	160	7 712	58 091	1 310	2 402	22 896	2 417
Less than 50 lb	(S)	1	—	189	(S)	1	—	(S)	—	—
50 to 99 lb	(S)	1	—	(S)	9	1	—	(S)	—	—
100 to 499 lb	(S)	18	1	(S)	(S)	15	—	(S)	(S)	—
500 to 749 lb	16	8	1	101	8	7	—	(S)	—	—
750 to 999 lb	8	9	(S)	(S)	5	6	—	—	—	—
1,000 to 9,999 lb	655	1 129	74	78	439	940	13	60	63	5
10,000 to 49,999 lb	11 863	59 911	10 756	164	4 958	27 141	609	1 440	10 589	1 044
50,000 to 99,999 lb	1 914	26 372	3 173	116	934	11 664	315	(S)	9 080	(S)
100,000 lb or more	3 689	43 444	13 583	344	1 285	18 315	372	320	3 161	381
STCC 41, Miscellaneous freight shipment	81 297	20 830	5 038	510	10 977	4 035	128	12 024	4 656	437
Less than 50 lb	3 754	46	28	615	561	13	—	154	4	—
50 to 99 lb	703	32	15	460	138	11	—	40	3	—
100 to 499 lb	1 845	195	66	358	503	78	2	235	30	3
500 to 749 lb	1 326	123	39	320	246	46	1	159	27	3
750 to 999 lb	489	81	26	322	96	19	1	81	20	2
1,000 to 9,999 lb	12 684	2 242	775	361	2 541	685	18	928	192	19
10,000 to 49,999 lb	56 459	16 983	3 754	235	6 451	2 926	98	9 752	4 207	392
50,000 to 99,999 lb	(S)	963	234	236	(S)	(S)	(S)	(S)	169	17
100,000 lb or more	110	(S)	(S)	(S)	(S)	(S)	—	—	(S)	—
STCC 42, Containers, carriers or devices, shipping, returned empty	1 144	702	230	229	306	242	8	117	98	8
Less than 50 lb	(D)	(D)	(D)	(D)	(D)	(D)	(D)	—	—	—
50 to 99 lb	(D)	(D)	(D)	(D)	(D)	(D)	(D)	(S)	—	—
100 to 499 lb	25	6	2	354	(D)	(D)	(D)	3	1	—
500 to 749 lb	11	3	1	167	(D)	(D)	(D)	—	—	—
750 to 999 lb	(S)	(S)	(S)	(S)	(S)	(S)	—	(S)	(S)	—
1,000 to 9,999 lb	325	201	34	154	175	122	(S)	24	18	2
10,000 to 49,999 lb	745	474	192	367	98	100	3	82	78	6
50,000 to 99,999 lb	(D)	(D)	(D)	(D)	(D)	(D)	(D)	—	—	—
100,000 lb or more	(D)	(D)	(D)	(D)	—	—	—	—	—	—
STCC 48, Waste hazardous materials or waste hazardous substances	558	813	314	190	146	271	5	90	126	14
Less than 50 lb	13	1	—	(S)	(S)	(S)	(D)	(S)	—	—
50 to 99 lb	(S)	(S)	—	(S)	(D)	(D)	(D)	(S)	—	—
100 to 499 lb	(S)	7	1	119	14	4	—	(S)	—	—
500 to 749 lb	(D)	(D)	(D)	(D)	(D)	(D)	(D)	—	—	—
750 to 999 lb	(S)	(S)	(S)	(S)	(D)	(D)	(D)	—	—	—
1,000 to 9,999 lb	(S)	(S)	11	(S)	(D)	(D)	(D)	7	(S)	—
10,000 to 49,999 lb	240	529	227	416	31	88	2	77	116	13
50,000 to 99,999 lb	(S)	57	(S)	(S)	(D)	(D)	(D)	(S)	(S)	—
100,000 lb or more	(D)	(D)	(D)	(D)	(D)	(D)	(D)	—	—	—
Commodity unknown	21 941	7 804	2 522	477	6 997	3 249	64	2 417	962	94
Less than 50 lb	2 218	70	28	540	490	30	1	374	(S)	(S)
50 to 99 lb	828	49	16	331	211	21	—	123	(S)	1
100 to 499 lb	3 123	237	79	338	1 736	128	3	131	18	2
500 to 749 lb	985	116	37	308	358	60	1	46	8	1
750 to 999 lb	514	86	29	336	137	36	1	27	(S)	(S)
1,000 to 9,999 lb	5 534	1 429	381	273	1 683	592	13	1 071	318	33
10,000 to 49,999 lb	7 585	3 454	1 264	313	1 781	1 097	30	494	387	37
50,000 to 99,999 lb	785	806	(S)	(S)	(S)	(S)	6	348	145	(S)
100,000 lb or more	370	1 557	463	470	204	938	9	(S)	(S)	(S)

Table 11. Shipment Characteristics by Commodity and Shipment Size by Distance Shipped for the United States: 1993—Con.

[For explanation of terms and meaning of abbreviations and symbols, see introductory text. Detail may not add to total because of rounding]

STCC code, description, shipment size, and distance	100 to 249 miles ¹			250 to 499 miles ¹			500 to 749 miles ¹			750 to 999 miles ¹		
	Value (million dollars)	Tons (thousands)	Ton-miles ² (millions)	Value (million dollars)	Tons (thousands)	Ton-miles ² (millions)	Value (million dollars)	Tons (thousands)	Ton-miles ² (millions)	Value (million dollars)	Tons (thousands)	Ton-miles ² (millions)
STCC 39, Miscellaneous products of manufacturing—Con.												
1,000 to 9,999 lb	5 733	919	194	5 503	758	337	3 574	484	363	2 343	306	319
10,000 to 49,999 lb	16 371	2 473	551	10 615	1 952	834	4 120	1 003	762	3 946	615	638
50,000 to 99,999 lb	(S)	30	7	39	16	7	17	(S)	(S)	(S)	(S)	(S)
100,000 lb or more	(S)	(S)	(S)	(S)	(S)	(S)	(S)	(S)	(S)	(S)	(S)	(S)
STCC 40, Waste or scrap materials	3 492	25 704	5 404	2 455	14 256	6 887	1 046	4 935	4 155	596	2 806	3 276
Less than 50 lb	(S)	—	—	—	—	—	(D)	(D)	(D)	(D)	(D)	(D)
50 to 99 lb	(S)	—	—	—	—	—	(D)	(D)	(D)	(D)	(D)	(D)
100 to 499 lb	3	1	—	2	1	—	(D)	(D)	(D)	—	—	—
500 to 749 lb	(S)	—	—	(S)	1	—	(S)	—	—	(D)	(D)	(D)
750 to 999 lb	(S)	—	—	2	(S)	—	—	—	—	—	—	—
1,000 to 9,999 lb	59	62	12	39	37	14	19	13	9	13	7	7
10,000 to 49,999 lb	2 332	12 411	2 352	1 645	5 832	2 497	709	1 904	1 466	428	1 276	1 334
50,000 to 99,999 lb	266	4 268	845	59	845	337	22	176	149	13	158	184
100,000 lb or more	821	8 962	2 194	705	7 540	4 038	294	2 843	2 530	140	1 365	1 751
STCC 41, Miscellaneous freight shipment	30 453	7 625	1 580	14 609	2 921	1 264	6 437	1 031	760	1 335	227	237
Less than 50 lb	462	7	1	556	7	3	340	4	3	191	3	3
50 to 99 lb	68	5	1	67	4	2	81	3	2	(S)	2	2
100 to 499 lb	308	41	8	158	16	7	161	11	6	81	5	5
500 to 749 lb	211	26	5	45	7	3	(S)	5	3	(S)	3	3
750 to 999 lb	91	16	3	98	15	7	40	5	3	13	2	2
1,000 to 9,999 lb	3 764	618	133	2 213	406	178	781	153	109	407	69	73
10,000 to 49,999 lb	23 719	6 559	1 352	11 023	2 301	988	4 036	688	492	496	132	135
50,000 to 99,999 lb	(S)	336	73	440	(S)	(S)	(S)	66	50	(S)	(S)	(S)
100,000 lb or more	(S)	(S)	3	(S)	(S)	(S)	(S)	(S)	(S)	—	—	—
STCC 42, Containers, carriers or devices, shipping, returned empty	126	84	19	207	113	51	(S)	(S)	(S)	(S)	(S)	(S)
Less than 50 lb	(S)	—	—	(D)	(D)	(D)	(D)	(D)	(D)	(D)	(D)	(D)
50 to 99 lb	(D)	(D)	(D)	(S)	(S)	(S)	(D)	(D)	(D)	—	—	—
100 to 499 lb	(D)	(D)	(D)	(S)	(S)	(S)	2	—	—	—	—	(S)
500 to 749 lb	(S)	—	—	(S)	(S)	(S)	(D)	(D)	(D)	(D)	(D)	(D)
750 to 999 lb	(S)	—	—	(D)	(D)	(D)	—	—	—	—	—	—
1,000 to 9,999 lb	34	22	4	54	27	14	(S)	10	7	3	1	1
10,000 to 49,999 lb	85	61	14	140	85	36	(S)	(S)	(S)	(S)	(S)	(S)
50,000 to 99,999 lb	—	—	—	—	—	—	—	—	—	—	—	—
100,000 lb or more	—	—	—	(D)	(D)	(D)	—	—	—	—	—	—
STCC 48, Waste hazardous materials or waste hazardous substances	223	145	32	33	110	52	14	59	43	(S)	(S)	(S)
Less than 50 lb	2	—	—	(S)	—	—	(D)	(D)	(D)	(D)	(D)	(D)
50 to 99 lb	(S)	—	—	(D)	(D)	(D)	(D)	(D)	(D)	—	—	—
100 to 499 lb	(S)	(S)	(S)	(S)	(S)	(S)	—	—	—	(S)	—	—
500 to 749 lb	(S)	(S)	(S)	(D)	(D)	(D)	(D)	(D)	(D)	(D)	(D)	(D)
750 to 999 lb	(S)	(S)	(S)	(D)	(D)	(D)	—	—	—	—	—	—
1,000 to 9,999 lb	(S)	(S)	(S)	—	1	—	(D)	(D)	(D)	(D)	(D)	(D)
10,000 to 49,999 lb	65	112	24	20	107	51	8	43	31	(S)	(S)	(S)
50,000 to 99,999 lb	(S)	4	1	—	—	—	(D)	(D)	(D)	—	—	—
100,000 lb or more	(S)	(S)	(S)	—	—	—	(D)	(D)	(D)	—	—	—
Commodity unknown	4 253	1 688	347	2 749	711	308	1 743	375	285	1 227	216	239
Less than 50 lb	221	8	2	237	6	2	177	5	4	176	3	3
50 to 99 lb	73	6	1	102	3	1	71	4	3	(S)	2	2
100 to 499 lb	218	28	6	233	20	9	253	14	11	163	11	11
500 to 749 lb	259	19	4	51	9	4	91	6	5	48	6	6
750 to 999 lb	108	16	3	(S)	8	3	26	5	4	30	2	2
1,000 to 9,999 lb	1 208	243	47	456	119	51	263	48	35	134	31	32
10,000 to 49,999 lb	2 004	1 017	199	1 526	367	153	783	210	153	(S)	91	96
50,000 to 99,999 lb	(S)	189	42	(S)	(S)	(S)	(S)	15	(S)	(S)	(S)	(S)
100,000 lb or more	(S)	(S)	(S)	35	145	67	26	67	58	11	31	34

Table 11. Shipment Characteristics by Commodity and Shipment Size by Distance Shipped for the United States: 1993—Con.

[For explanation of terms and meaning of abbreviations and symbols, see introductory text. Detail may not add to total because of rounding]

STCC code, description, shipment size, and distance	1,000 to 1,499 miles ¹			1,500 to 1,999 miles ¹			2,000 miles or more ¹		
	Value (million dollars)	Tons (thousands)	Ton-miles ² (millions)	Value (million dollars)	Tons (thousands)	Ton-miles ² (millions)	Value (million dollars)	Tons (thousands)	Ton-miles ² (millions)
All commodities	348 451	241 219	391 113	226 380	76 413	171 072	242 625	48 470	140 830
Less than 50 lb	53 157	951	1 369	34 025	692	1 412	49 354	832	2 302
50 to 99 lb	13 170	387	562	10 712	268	551	12 200	263	705
100 to 499 lb	38 744	1 655	2 387	28 589	1 058	2 183	39 605	1 075	2 987
500 to 749 lb	11 665	843	1 216	8 385	470	973	9 465	423	1 158
750 to 999 lb	8 631	583	828	5 373	302	625	6 367	309	847
1,000 to 9,999 lb	81 737	9 895	14 498	52 120	6 595	14 224	60 481	5 188	14 513
10,000 to 49,999 lb	102 940	47 864	70 348	70 369	28 038	59 825	56 214	18 577	52 235
50,000 to 99,999 lb	5 618	6 003	9 195	3 092	2 424	5 576	1 573	2 071	5 793
100,000 lb or more	32 942	174 645	292 935	13 936	36 666	85 897	7 421	19 743	60 321
STCC 01, Farm products	5 905	32 919	55 522	2 779	6 458	13 964	2 590	4 461	15 353
Less than 50 lb	108	16	21	145	3	7	61	5	13
50 to 99 lb	42	6	9	24	4	9	31	4	11
100 to 499 lb	133	28	40	76	(S)	(S)	58	12	33
500 to 749 lb	27	7	11	12	3	6	(S)	4	13
750 to 999 lb	12	5	7	8	3	7	14	6	15
1,000 to 9,999 lb	369	286	428	244	211	445	419	267	741
10,000 to 49,999 lb	1 676	2 832	4 130	1 530	1 908	4 151	1 604	1 641	4 574
50,000 to 99,999 lb	129	317	464	66	113	259	43	(S)	(S)
100,000 lb or more	3 411	29 423	50 411	675	(S)	(S)	(S)	(S)	(S)
STCC 08, Forest products	82	(S)	(S)	17	(S)	(S)	69	(S)	(S)
Less than 50 lb	—	—	—	—	—	—	(D)	(D)	(D)
50 to 99 lb	—	—	—	(D)	(D)	(D)	(D)	(D)	(D)
100 to 499 lb	(S)	(S)	(S)	3	(S)	(S)	(S)	(S)	(S)
500 to 749 lb	—	—	—	(D)	(D)	(D)	(S)	(S)	(S)
750 to 999 lb	—	—	—	(D)	(D)	(D)	(D)	(D)	(D)
1,000 to 9,999 lb	(S)	4	6	(D)	(D)	(D)	(D)	(D)	(D)
10,000 to 49,999 lb	(S)	61	96	(S)	10	21	(S)	21	59
50,000 to 99,999 lb	(S)	(S)	(S)	(D)	(D)	(D)	(S)	(D)	(D)
100,000 lb or more	(S)	(S)	(S)	(D)	(D)	(D)	(D)	(S)	(S)
STCC 09, Fresh fish or other marine products	722	209	301	248	52	106	602	177	538
Less than 50 lb	8	1	1	6	—	1	(S)	—	(S)
50 to 99 lb	5	1	1	1	—	—	(S)	1	1
100 to 499 lb	60	9	14	12	2	4	27	3	9
500 to 749 lb	22	3	4	4	—	1	(S)	3	8
750 to 999 lb	(S)	(S)	(S)	6	(S)	(S)	6	1	3
1,000 to 9,999 lb	194	32	42	107	18	36	235	38	113
10,000 to 49,999 lb	360	135	203	67	19	41	173	64	211
50,000 to 99,999 lb	(S)	3	(S)	(D)	(D)	(D)	(S)	(S)	(S)
100,000 lb or more	(S)	(S)	(S)	(D)	(D)	(D)	(S)	65	189
STCC 10, Metallic ores	730	4 515	7 401	(S)	345	764	1 646	12	36
Less than 50 lb	44	—	—	(S)	—	—	(S)	—	—
50 to 99 lb	(S)	—	—	(S)	—	—	77	—	—
100 to 499 lb	(S)	—	—	(S)	(D)	(D)	488	—	1
500 to 749 lb	(S)	—	—	(D)	(D)	(D)	(S)	—	—
750 to 999 lb	(S)	—	—	(S)	—	—	(S)	—	—
1,000 to 9,999 lb	70	6	8	(D)	(D)	(D)	467	2	6
10,000 to 49,999 lb	94	51	75	99	58	123	76	10	29
50,000 to 99,999 lb	—	—	—	(S)	(S)	(S)	—	—	—
100,000 lb or more	444	4 458	7 317	43	277	620	—	—	—
STCC 11, Coal	397	53 444	85 096	(S)	(S)	4 585	(S)	(S)	(S)
Less than 50 lb	—	—	—	—	—	—	—	—	—
50 to 99 lb	—	—	—	—	—	—	—	—	—
100 to 499 lb	—	—	—	—	—	—	—	—	—
500 to 749 lb	—	—	—	—	—	—	—	—	—
750 to 999 lb	—	—	—	—	—	—	—	—	—
1,000 to 9,999 lb	—	(S)	(S)	(D)	(D)	(D)	(D)	(D)	(D)
10,000 to 49,999 lb	3	73	116	(D)	(D)	(D)	(D)	(D)	(D)
50,000 to 99,999 lb	(S)	(S)	(S)	—	—	—	(S)	(S)	(S)
100,000 lb or more	393	53 361	84 966	(D)	(D)	(D)	(D)	(D)	(D)
STCC 13, Crude petroleum, natural gas, or gasoline	(S)	(S)	(S)	(S)	(S)	(S)	—	—	—
Less than 50 lb	—	—	—	—	—	—	—	—	—
50 to 99 lb	(D)	(D)	(D)	—	—	—	—	—	—
100 to 499 lb	(S)	—	—	—	—	—	—	—	—
500 to 749 lb	(D)	(D)	(D)	—	—	—	—	—	—
750 to 999 lb	—	—	—	—	—	—	—	—	—
1,000 to 9,999 lb	(S)	(S)	(S)	(D)	(D)	(D)	—	—	—
10,000 to 49,999 lb	(D)	(D)	(D)	(D)	(D)	(D)	—	—	—
50,000 to 99,999 lb	(S)	(S)	(S)	(S)	(S)	(S)	—	—	—
100,000 lb or more	(D)	(D)	(D)	—	—	—	—	—	—
STCC 14, Nonmetallic minerals	563	6 726	10 870	203	2 975	6 562	113	(S)	(S)
Less than 50 lb	(S)	—	—	—	—	—	(S)	(S)	(S)
50 to 99 lb	(D)	(D)	(D)	(D)	—	—	—	—	—
100 to 499 lb	1	—	1	2	(S)	(S)	(S)	1	2
500 to 749 lb	(D)	(D)	(D)	(D)	(D)	(D)	—	—	—
750 to 999 lb	(D)	(D)	(D)	(D)	(D)	(D)	—	—	—

Table 11. Shipment Characteristics by Commodity and Shipment Size by Distance Shipped for the United States: 1993—Con.

[For explanation of terms and meaning of abbreviations and symbols, see introductory text. Detail may not add to total because of rounding]

STCC code, description, shipment size, and distance	1,000 to 1,499 miles ¹			1,500 to 1,999 miles ¹			2,000 miles or more ¹		
	Value (million dollars)	Tons (thousands)	Ton-miles ² (millions)	Value (million dollars)	Tons (thousands)	Ton-miles ² (millions)	Value (million dollars)	Tons (thousands)	Ton-miles ² (millions)
STCC 14, Nonmetallic, minerals—Con.									
1,000 to 9,999 lb	15	25	39	7	9	19	7	4	11
10,000 to 49,999 lb	106	1 101	1 718	57	466	978	28	215	588
50,000 to 99,999 lb	21	373	550	(S)	(S)	(S)	(S)	(S)	(S)
100,000 lb or more	417	5 226	8 561	131	2 353	5 252	25	(S)	(S)
STCC 19, Ordnance or accessories	2 906	77	113	1 196	52	111	2 218	55	159
Less than 50 lb	159	2	3	111	1	3	183	1	3
50 to 99 lb	46	1	1	(S)	—	1	87	—	1
100 to 499 lb	(S)	3	4	136	1	3	133	1	3
500 to 749 lb	28	1	2	19	—	1	45	—	1
750 to 999 lb	45	2	2	4	—	—	15	—	(S)
1,000 to 9,999 lb	761	15	22	426	11	22	433	6	17
10,000 to 49,999 lb	(S)	33	46	216	12	27	(D)	(D)	(D)
50,000 to 99,999 lb	(S)	(S)	(S)	(S)	(S)	(S)	(S)	(S)	(S)
100,000 lb or more	68	12	19	(S)	(S)	(S)	(D)	(D)	(D)
STCC 20, Food or kindred products	37 501	28 825	43 763	19 984	15 407	33 401	12 529	8 966	25 930
Less than 50 lb	128	12	17	90	8	17	(D)	(D)	(D)
50 to 99 lb	41	5	8	24	3	6	(D)	(D)	(D)
100 to 499 lb	440	61	89	149	26	53	114	20	58
500 to 749 lb	(S)	52	77	104	22	44	67	18	49
750 to 999 lb	276	47	69	72	15	31	50	11	30
1,000 to 9,999 lb	4 147	1 352	1 958	2 086	671	1 398	1 298	423	1 172
10,000 to 49,999 lb	25 564	14 559	21 390	13 964	8 508	17 890	8 442	5 237	14 692
50,000 to 99,999 lb	1 199	898	1 418	604	638	1 439	538	566	1 629
100,000 lb or more	5 375	11 838	18 738	2 891	5 516	12 523	1 926	2 683	8 276
STCC 21, Tobacco products, excluding insecticides	999	32	44	968	32	69	2 168	67	190
Less than 50 lb	(S)	1	2	(S)	—	(S)	(S)	1	3
50 to 99 lb	12	—	1	(S)	—	(S)	(S)	—	(S)
100 to 499 lb	51	2	3	16	1	2	(S)	2	5
500 to 749 lb	(D)	(D)	(D)	(D)	(D)	(D)	(S)	(S)	(S)
750 to 999 lb	9	1	1	(D)	(D)	(D)	(D)	(D)	(D)
1,000 to 9,999 lb	55	3	5	75	2	6	(S)	2	5
10,000 to 49,999 lb	(D)	(D)	(D)	(D)	(D)	(D)	(D)	(D)	(D)
50,000 to 99,999 lb	—	—	—	—	—	—	—	—	—
100,000 lb or more	—	—	—	—	—	—	—	—	—
STCC 22, Textile mill products	4 285	715	1 001	2 811	575	1 226	4 704	800	2 129
Less than 50 lb	521	21	30	353	(S)	(S)	540	23	62
50 to 99 lb	205	12	16	98	7	16	184	8	23
100 to 499 lb	429	41	57	309	32	66	682	50	134
500 to 749 lb	237	30	42	118	20	43	316	29	79
750 to 999 lb	203	22	29	121	15	32	140	17	45
1,000 to 9,999 lb	1 246	180	249	830	165	343	1 562	227	607
10,000 to 49,999 lb	1 341	347	482	979	310	672	1 202	325	864
50,000 to 99,999 lb	(S)	19	29	(S)	(S)	(S)	23	(S)	63
100,000 lb or more	57	44	66	(S)	(S)	(S)	(S)	(S)	(S)
STCC 23, Apparel or other finished textile products	17 894	782	1 126	15 830	748	1 571	21 969	845	2 369
Less than 50 lb	4 192	111	159	3 225	75	156	4 439	93	261
50 to 99 lb	808	27	38	562	18	37	1 397	32	90
100 to 499 lb	2 892	104	149	2 073	64	134	4 006	101	285
500 to 749 lb	863	32	46	637	26	54	1 272	39	111
750 to 999 lb	947	39	56	327	14	29	945	30	83
1,000 to 9,999 lb	4 412	215	305	3 063	171	362	4 562	212	575
10,000 to 49,999 lb	3 777	250	369	5 942	379	801	5 223	329	944
50,000 to 99,999 lb	(S)	(S)	(S)	—	—	—	(S)	(S)	(S)
100,000 lb or more	(S)	(S)	(S)	—	—	—	(S)	(S)	(S)
STCC 24, Lumber or wood products, excluding furniture	4 182	5 708	9 379	3 943	5 960	13 795	4 781	8 608	24 038
Less than 50 lb	68	5	7	46	3	7	54	3	8
50 to 99 lb	30	3	5	17	2	4	26	3	8
100 to 499 lb	138	19	27	71	10	20	87	12	32
500 to 749 lb	56	9	13	38	6	(S)	26	4	11
750 to 999 lb	36	8	12	14	2	5	21	4	10
1,000 to 9,999 lb	429	133	188	371	115	244	355	84	237
10,000 to 49,999 lb	1 961	1 961	2 972	1 678	1 434	3 199	2 594	1 357	4 031
50,000 to 99,999 lb	188	464	730	264	419	901	281	472	1 330
100,000 lb or more	1 275	3 106	5 426	1 445	3 968	9 394	1 337	(S)	(S)
STCC 25, Furniture or fixtures	3 652	1 030	1 486	2 700	642	1 369	2 454	521	1 591
Less than 50 lb	182	22	33	147	8	16	146	10	27
50 to 99 lb	94	14	20	(S)	(S)	34	164	(S)	50
100 to 499 lb	404	61	87	305	40	84	442	67	196
500 to 749 lb	164	30	42	154	22	46	94	14	37
750 to 999 lb	117	23	33	78	15	32	102	17	47

Table 11. Shipment Characteristics by Commodity and Shipment Size by Distance Shipped for the United States: 1993—Con.

[For explanation of terms and meaning of abbreviations and symbols, see introductory text. Detail may not add to total because of rounding]

STCC code, description, shipment size, and distance	1,000 to 1,499 miles ¹			1,500 to 1,999 miles ¹			2,000 miles or more ¹		
	Value (million dollars)	Tons (thousands)	Ton-miles ² (millions)	Value (million dollars)	Tons (thousands)	Ton-miles ² (millions)	Value (million dollars)	Tons (thousands)	Ton-miles ² (millions)
STCC 25, Furniture or fixtures—Con.									
1,000 to 9,999 lb	1 305	324	466	1 013	234	501	739	147	398
10,000 to 49,999 lb	1 287	500	735	833	288	615	741	228	705
50,000 to 99,999 lb	(S)	(S)	(S)	(S)	(S)	(S)	(S)	(S)	(S)
100,000 lb or more	(S)	(S)	(S)	(S)	(S)	(S)	(S)	(S)	(S)
STCC 26, Pulp, paper, or allied products	8 495	9 259	14 231	4 972	4 310	9 545	3 152	2 982	8 615
Less than 50 lb	329	21	30	440	(S)	(S)	(D)	(D)	(D)
50 to 99 lb	66	8	11	44	4	8	48	5	15
100 to 499 lb	304	58	82	209	30	60	208	28	79
500 to 749 lb	86	24	34	55	12	25	66	9	25
750 to 999 lb	61	19	27	40	10	20	35	7	19
1,000 to 9,999 lb	1 064	447	629	615	245	515	503	197	535
10,000 to 49,999 lb	4 617	4 555	6 727	2 748	2 271	4 916	1 391	1 185	3 504
50,000 to 99,999 lb	172	296	476	100	184	429	(D)	(D)	(D)
100,000 lb or more	1 795	3 829	6 214	721	1 508	3 488	602	1 402	4 042
STCC 27, Printed matter	(S)	(S)	(S)	(S)	(S)	(S)	(S)	(S)	(S)
Less than 50 lb	(S)	(S)	(S)	(S)	(S)	(S)	(S)	(S)	(S)
50 to 99 lb	(S)	(S)	(S)	(S)	(S)	(S)	(S)	(S)	(S)
100 to 499 lb	(S)	(S)	(S)	(S)	(S)	(S)	(D)	(D)	(D)
500 to 749 lb	(S)	(S)	(S)	(S)	(S)	(S)	(S)	(S)	(S)
750 to 999 lb	(S)	(S)	(S)	(D)	(D)	(D)	(D)	(D)	(D)
1,000 to 9,999 lb	(S)	(S)	(S)	(S)	(S)	(S)	(S)	(S)	(S)
10,000 to 49,999 lb	(S)	(S)	(S)	(S)	(S)	(S)	(S)	(S)	(S)
50,000 to 99,999 lb	(D)	(D)	(D)	(D)	(D)	(D)	—	—	—
100,000 lb or more	(D)	(D)	(D)	(D)	(D)	(D)	—	—	—
STCC 28, Chemicals or allied products	28 204	25 593	41 552	16 901	12 245	26 600	12 920	4 532	12 402
Less than 50 lb	2 098	37	52	1 594	22	45	1 709	26	71
50 to 99 lb	703	18	25	415	14	28	414	10	29
100 to 499 lb	2 629	90	130	1 438	58	121	1 639	62	167
500 to 749 lb	719	43	60	378	27	55	352	24	66
750 to 999 lb	297	32	46	(S)	27	55	222	19	52
1,000 to 9,999 lb	3 736	790	1 125	1 933	490	1 031	2 399	368	1 020
10,000 to 49,999 lb	9 486	5 153	7 484	6 766	3 614	7 771	5 444	1 661	4 540
50,000 to 99,999 lb	357	322	499	104	163	360	58	72	198
100,000 lb or more	8 178	19 108	32 129	3 476	7 831	17 134	682	2 290	6 259
STCC 29, Petroleum or coal products	7 338	37 020	67 573	1 537	5 485	15 296	634	(S)	(S)
Less than 50 lb	6	—	1	(S)	(S)	(S)	(S)	(S)	(S)
50 to 99 lb	3	(S)	(S)	1	—	—	—	—	—
100 to 499 lb	18	5	7	11	2	5	10	3	9
500 to 749 lb	5	4	4	8	2	4	6	2	7
750 to 999 lb	12	4	6	4	1	2	4	1	4
1,000 to 9,999 lb	124	76	109	57	27	57	47	20	55
10,000 to 49,999 lb	689	1 195	1 755	236	(S)	975	227	345	905
50,000 to 99,999 lb	342	(S)	(S)	(S)	(S)	148	(S)	(S)	(S)
100,000 lb or more	6 139	34 200	63 374	1 177	4 870	(S)	280	(S)	(S)
STCC 30, Rubber or miscellaneous plastics products	11 451	2 752	3 962	6 669	1 506	3 197	5 152	1 070	2 957
Less than 50 lb	1 006	32	45	511	22	45	(D)	(D)	(D)
50 to 99 lb	250	16	22	203	11	22	243	13	35
100 to 499 lb	1 067	99	141	736	62	128	576	47	129
500 to 749 lb	368	48	69	239	34	71	248	26	73
750 to 999 lb	326	41	59	153	23	47	112	15	39
1,000 to 9,999 lb	3 450	768	1 104	2 071	427	892	1 611	341	940
10,000 to 49,999 lb	4 907	1 715	2 470	2 606	880	1 875	1 765	555	1 541
50,000 to 99,999 lb	41	18	27	149	47	117	(D)	(D)	(D)
100,000 lb or more	37	15	24	—	—	(S)	(D)	(D)	(D)
STCC 31, Leather or leather products	7 925	282	418	2 505	134	274	4 999	210	643
Less than 50 lb	606	18	26	321	11	22	629	15	44
50 to 99 lb	221	7	11	97	4	8	219	6	18
100 to 499 lb	859	32	46	417	16	33	667	23	68
500 to 749 lb	320	13	19	224	(S)	(S)	248	10	29
750 to 999 lb	179	8	11	163	5	10	(S)	8	23
1,000 to 9,999 lb	(S)	124	185	931	44	90	1 751	79	267
10,000 to 49,999 lb	1 625	80	121	347	32	69	1 020	42	118
50,000 to 99,999 lb	—	—	—	(S)	(S)	(S)	—	—	—
100,000 lb or more	—	—	—	—	—	—	(S)	(S)	(S)
STCC 32, Clay, concrete, glass, or stone products	3 371	5 377	8 016	1 815	1 530	3 264	2 160	1 625	4 327
Less than 50 lb	389	(S)	49	322	10	22	458	14	37
50 to 99 lb	133	(S)	26	89	7	14	156	9	24
100 to 499 lb	414	49	70	201	24	48	272	25	67
500 to 749 lb	66	14	20	71	8	17	45	8	23
750 to 999 lb	115	22	35	35	9	18	52	7	21

Table 11. Shipment Characteristics by Commodity and Shipment Size by Distance Shipped for the United States: 1993—Con.

[For explanation of terms and meaning of abbreviations and symbols, see introductory text. Detail may not add to total because of rounding]

STCC code, description, shipment size, and distance	1,000 to 1,499 miles ¹			1,500 to 1,999 miles ¹			2,000 miles or more ¹		
	Value (million dollars)	Tons (thousands)	Ton-miles ² (millions)	Value (million dollars)	Tons (thousands)	Ton-miles ² (millions)	Value (million dollars)	Tons (thousands)	Ton-miles ² (millions)
STCC 32, Clay, concrete, glass, or stone products—Con.									
1,000 to 9,999 lb	533	226	328	362	166	347	388	109	292
10,000 to 49,999 lb	1 464	2 404	3 464	633	818	1 725	713	1 198	3 149
50,000 to 99,999 lb	29	284	404	29	108	235	33	58	153
100,000 lb or more	229	2 321	3 621	73	379	837	43	197	562
STCC 33, Primary metal products	10 100	7 829	12 002	7 004	4 841	11 128	4 876	1 849	5 035
Less than 50 lb	390	10	15	356	7	15	409	8	22
50 to 99 lb	145	7	10	(S)	6	13	148	6	18
100 to 499 lb	662	48	69	429	33	70	608	36	96
500 to 749 lb	151	22	31	90	10	21	148	11	30
750 to 999 lb	135	19	27	93	13	26	144	13	34
1,000 to 9,999 lb	1 534	431	624	931	217	446	1 310	194	534
10,000 to 49,999 lb	3 761	2 897	4 136	2 761	1 507	3 210	1 305	657	1 748
50,000 to 99,999 lb	149	220	350	123	125	276	31	(S)	(S)
100,000 lb or more	3 173	4 175	6 741	2 004	2 921	7 050	772	866	2 396
STCC 34, Fabricated metal products	14 580	2 621	3 849	7 355	1 368	2 838	6 405	929	2 553
Less than 50 lb	2 014	50	72	(D)	(D)	(D)	(D)	(D)	(D)
50 to 99 lb	776	36	54	417	20	41	368	13	36
100 to 499 lb	1 946	145	207	(D)	(D)	(D)	(D)	(D)	(D)
500 to 749 lb	682	72	103	381	37	77	352	31	85
750 to 999 lb	455	51	72	195	23	47	193	19	51
1,000 to 9,999 lb	3 746	632	926	2 088	356	738	1 558	230	630
10,000 to 49,999 lb	4 438	1 380	2 009	1 871	708	1 473	1 375	474	1 309
50,000 to 99,999 lb	332	95	147	46	26	53	86	(S)	(S)
100,000 lb or more	191	159	257	88	(S)	174	33	26	61
STCC 35, Machinery, excluding electrical	43 490	2 154	3 115	28 277	1 491	3 380	30 134	838	2 276
Less than 50 lb	6 986	66	95	4 764	74	152	6 020	52	144
50 to 99 lb	2 365	46	67	1 660	32	66	1 672	23	63
100 to 499 lb	6 776	178	258	5 122	117	242	7 022	94	262
500 to 749 lb	1 941	76	110	2 012	65	132	1 668	61	158
750 to 999 lb	(S)	94	126	687	24	50	1 216	29	80
1,000 to 9,999 lb	13 577	679	1 011	6 510	405	865	9 224	309	845
10,000 to 49,999 lb	8 321	888	1 260	6 825	655	1 399	3 232	252	677
50,000 to 99,999 lb	452	87	128	(D)	(D)	(D)	(D)	(D)	(D)
100,000 lb or more	180	40	60	(D)	(D)	(D)	(D)	(D)	(D)
STCC 36, Electrical machinery, equipment, or supplies	39 946	2 402	3 544	29 168	1 576	3 390	36 609	1 162	3 342
Less than 50 lb	11 026	79	116	7 528	57	115	11 764	75	207
50 to 99 lb	2 681	34	51	2 337	31	65	3 075	28	76
100 to 499 lb	7 785	151	220	6 155	107	220	7 116	105	283
500 to 749 lb	1 496	57	83	1 004	36	75	1 438	38	102
750 to 999 lb	920	52	73	1 129	31	64	1 189	22	60
1,000 to 9,999 lb	9 612	574	845	5 116	315	656	7 608	311	868
10,000 to 49,999 lb	6 197	1 288	1 923	5 508	856	1 864	4 300	476	1 413
50,000 to 99,999 lb	118	(S)	(S)	(S)	36	86	51	(S)	(S)
100,000 lb or more	111	(S)	(S)	193	(S)	(S)	(S)	(S)	(S)
STCC 37, Transportation equipment	45 639	4 677	7 275	38 436	3 393	7 613	40 739	2 688	7 896
Less than 50 lb	5 224	50	72	3 595	32	67	5 413	35	96
50 to 99 lb	1 409	27	41	(S)	18	38	1 398	18	47
100 to 499 lb	3 072	80	115	3 594	74	153	7 789	80	221
500 to 749 lb	2 375	38	54	775	21	44	(S)	21	57
750 to 999 lb	516	22	31	332	20	40	242	(S)	(S)
1,000 to 9,999 lb	19 135	1 692	2 630	16 817	1 693	3 920	16 456	1 089	3 225
10,000 to 49,999 lb	11 809	1 804	2 853	9 966	1 316	2 876	(S)	1 223	3 555
50,000 to 99,999 lb	(S)	(S)	(S)	609	(S)	(S)	(S)	(S)	(S)
100,000 lb or more	363	182	263	(S)	(S)	(S)	490	(S)	(S)
STCC 38, Instruments, photographic goods, optical goods, watches, or clocks	17 094	677	980	10 079	315	672	16 520	502	1 357
Less than 50 lb	6 430	45	65	4 007	30	62	5 454	36	100
50 to 99 lb	1 217	13	19	743	8	17	1 299	11	30
100 to 499 lb	3 149	56	78	2 060	39	81	2 908	46	127
500 to 749 lb	802	24	35	514	10	21	950	19	51
750 to 999 lb	503	16	23	(S)	9	19	499	11	32
1,000 to 9,999 lb	2 484	99	144	1 201	50	107	2 850	111	292
10,000 to 49,999 lb	2 482	390	569	1 055	165	358	(S)	(S)	700
50,000 to 99,999 lb	(S)	(S)	(S)	(S)	(S)	(S)	(S)	(S)	(S)
100,000 lb or more	(S)	(S)	(S)	(S)	(S)	(S)	(S)	(S)	(S)
STCC 39, Miscellaneous products of manufacturing	15 413	1 245	1 808	10 150	728	1 521	11 703	635	1 761
Less than 50 lb	7 097	90	129	2 927	54	111	4 943	89	248
50 to 99 lb	829	33	47	667	28	57	712	22	60
100 to 499 lb	1 790	96	139	1 480	73	152	2 257	80	223
500 to 749 lb	385	29	43	286	24	48	376	26	71
750 to 999 lb	290	25	36	339	18	37	441	23	65

Table 11. Shipment Characteristics by Commodity and Shipment Size by Distance Shipped for the United States: 1993—Con.

[For explanation of terms and meaning of abbreviations and symbols, see introductory text. Detail may not add to total because of rounding]

STCC code, description, shipment size, and distance	1,000 to 1,499 miles ¹			1,500 to 1,999 miles ¹			2,000 miles or more ¹		
	Value (million dollars)	Tons (thousands)	Ton-miles ² (millions)	Value (million dollars)	Tons (thousands)	Ton-miles ² (millions)	Value (million dollars)	Tons (thousands)	Ton-miles ² (millions)
STCC 39, Miscellaneous products of manufacturing—Con.									
1,000 to 9,999 lb	2 895	349	495	3 127	257	529	1 560	150	415
10,000 to 49,999 lb	1 979	504	719	1 119	225	480	1 414	244	677
50,000 to 99,999 lb	(S)	(S)	(S)	(S)	(S)	(S)	—	—	—
100,000 lb or more	(S)	107	180	(S)	(S)	(S)	—	—	—
STCC 40, Waste or scrap materials	256	1 433	2 285	231	539	1 102	69	(S)	(S)
Less than 50 lb	—	—	—	(D)	(D)	(D)	(D)	(D)	(D)
50 to 99 lb	(D)	(D)	(D)	(D)	(D)	(D)	(D)	(D)	(D)
100 to 499 lb	—	—	—	(D)	(D)	(D)	(D)	(D)	(D)
500 to 749 lb	(D)	(D)	(D)	—	—	—	—	—	—
750 to 999 lb	—	—	—	—	—	—	—	(S)	(S)
1,000 to 9,999 lb	(S)	2	3	(S)	4	8	4	1	2
10,000 to 49,999 lb	158	501	742	142	199	422	52	59	(S)
50,000 to 99,999 lb	5	90	151	(S)	83	183	(S)	(S)	(S)
100,000 lb or more	83	841	1 389	28	254	488	(S)	(S)	(S)
STCC 41, Miscellaneous freight shipment	2 060	154	223	643	63	125	2 758	117	285
Less than 50 lb	402	3	5	147	3	6	(S)	2	6
50 to 99 lb	133	2	3	32	1	3	55	1	2
100 to 499 lb	218	7	11	88	5	10	92	4	12
500 to 749 lb	(S)	(S)	(S)	(S)	(S)	(S)	(S)	(S)	(S)
750 to 999 lb	17	2	3	(S)	1	2	(S)	1	3
1,000 to 9,999 lb	497	35	49	(S)	15	(S)	(S)	(S)	(S)
10,000 to 49,999 lb	743	100	146	149	34	63	91	35	88
50,000 to 99,999 lb	—	—	(S)	(S)	(S)	(S)	—	—	—
100,000 lb or more	—	—	—	—	—	—	—	—	—
STCC 42, Containers, carriers or devices, shipping, returned empty	(S)	1	2	(S)	(S)	(S)	(S)	(S)	(S)
Less than 50 lb	—	—	—	—	—	—	(D)	(D)	(D)
50 to 99 lb	(D)	(D)	(D)	—	—	—	—	—	—
100 to 499 lb	(S)	—	—	(D)	(D)	(D)	(D)	(D)	(D)
500 to 749 lb	(D)	(D)	(D)	—	—	—	—	—	—
750 to 999 lb	(D)	(D)	(D)	—	—	—	—	—	—
1,000 to 9,999 lb	1	1	(S)	—	—	—	1	(S)	(S)
10,000 to 49,999 lb	(D)	(D)	(D)	(D)	(D)	(D)	(D)	(D)	(D)
50,000 to 99,999 lb	—	—	—	—	—	—	—	—	—
100,000 lb or more	—	—	—	—	—	—	—	—	—
STCC 48, Waste hazardous materials or waste hazardous substances	14	56	97	6	19	41	(S)	—	(S)
Less than 50 lb	(S)	—	—	—	—	—	—	—	—
50 to 99 lb	(D)	(D)	(D)	—	—	—	—	—	—
100 to 499 lb	(S)	—	—	—	—	—	—	—	—
500 to 749 lb	—	—	—	—	—	—	—	—	—
750 to 999 lb	—	—	—	—	—	—	—	—	—
1,000 to 9,999 lb	—	—	(S)	(S)	(S)	(S)	—	—	—
10,000 to 49,999 lb	6	(S)	(S)	5	17	37	—	—	(S)
50,000 to 99,999 lb	(D)	(D)	(D)	—	—	—	—	—	—
100,000 lb or more	(D)	(D)	(D)	—	—	—	—	—	—
Commodity unknown	1 093	291	442	403	(S)	(S)	1 059	125	346
Less than 50 lb	232	3	5	84	2	4	228	2	7
50 to 99 lb	57	2	3	21	1	2	24	1	2
100 to 499 lb	139	8	12	69	4	8	(S)	7	19
500 to 749 lb	53	5	7	(S)	1	1	(S)	3	(S)
750 to 999 lb	45	(S)	(S)	46	4	8	(S)	(S)	(S)
1,000 to 9,999 lb	234	30	44	44	10	21	(S)	37	(S)
10,000 to 49,999 lb	282	84	134	(S)	(S)	(S)	100	72	194
50,000 to 99,999 lb	(S)	(S)	(S)	(S)	(S)	(S)	—	—	—
100,000 lb or more	(S)	(S)	(S)	(S)	(S)	(S)	(S)	(S)	(S)

— Represents zero or less than 1 unit of measure.

(D) Denotes figures withheld to avoid disclosing data for individual companies.

(S) Data do not meet publications standards due to high sampling variability or other reasons. Some unpublished estimates can be derived by subtracting published data from their respective totals. However, the figures obtained by such subtraction are subject to these same limitations.

¹Based on Great Circle Distance.

²Average miles and ton-miles are based on the estimated distance traveled, not on Great Circle Distance. See the "Mileage Calculations" section of this report for further explanation. Calculation of average miles per shipment excludes shipments of STCC 27, Printed Matter. See "About the Data" section of this report for further explanation.

Appendix A. Comparability With Previous Surveys

The Commodity Flow Survey (CFS) restores a data program on commodity flows that the Census Bureau conducted as a part of its 5-year economic census program from 1963 through 1977. The Census Bureau last published commodity flow data for the 1977 Commodity Transportation Survey (CTS). Data collected for a modified 1983 CTS did not meet the Census Bureau quality

standards, and were not published. Funding was not available to conduct the 1987 CTS. The following table shows a comparison of the 1977, 1983, and 1993 surveys. For the 1993 CFS, the Census Bureau incorporated improvements identified from the evaluation of previous surveys and additional research.

Item	1977	1983 ¹	1993
1. Industry coverage	All manufacturers	All manufacturers Selected mining establishments Grain wholesalers Petroleum bulk plants	Manufacturers (minor exceptions) Mining (except mining services and oil and gas extraction) All wholesale Video tape distributors Catalog mail-order houses Auxiliaries (e.g., warehouses)
2. Sample size	Approximately 20,000 establishments selected from the Census of Manufactures' universe of 350,000	Approximately 71,000 establishments selected from a universe of approximately 339,000 in-scope establishments on the 1982 SSEL	Approximately 200,000 establishments selected from a universe of approximately 800,000 in-scope establishments on the 1992 SSEL
3. Survey methodology	Respondents took a sample of all shipments for the previous year. For each sampled shipment, respondents reported data, including commodity code	Respondents summarized data on their shipments for the previous year No shipment sample No reporting of commodity	Respondents took a sample of their individual outbound shipments for a 2-week period during each of the four calendar quarters of 1993 For each sampled shipment, respondents reported data, including commodity code
4. Mode of transportation	Rail For-hire motor carrier, ICC For-hire motor carrier, non-ICC Private truck Air Water Pipeline Parcel delivery Other	Piggyback rail Rail Motor carrier Private truck Air Water Parcel delivery Other	Rail For-hire truck Private truck Air Inland water and/or Great Lakes Deep sea water Pipeline Parcel delivery Courier U.S. Postal Service Other/unknown

Item	1977	1983 ¹	1993
5. Data items requested on questionnaire	<p>For each shipment: Total value Value of each commodity Total weight Weight of each commodity</p> <p>All commodities Primary mode of transportation Origin (considered as establishment's mailing address) Destination</p>	<p>Aggregated data for 1983: Total value of products shipped and services Total weight of products shipped Total percent of weight exported Total percent of weight shipped <25 miles</p> <p>Origin (considered as establishment's mailing address)</p> <p>For each State of destination: Total weight shipped Percent of weight, by mode Percent of weight exported</p>	<p>For each shipment: Total value Total weight</p> <p>Major commodity All modes of transportation</p> <p>Origin (respondent provided; could be other than mailing address) Destination Containerized (Y/N) Hazardous material (Y/N) Export (Y/N)</p>

¹The 1983 survey results were not published because post survey evaluation uncovered significant deficiencies in the quality of the data.

Appendix B.

Reliability of the Data

RELIABILITY OF THE ESTIMATES

An estimate based on a sample survey potentially contains two types of errors—sampling and nonsampling. Sampling errors occur because the estimate is based on a sample, not on the entire universe. Nonsampling errors can be attributed to many sources in the collection and processing of the data. The accuracy of a survey result is affected jointly by the two types of errors. The following is a description of the sampling and nonsampling errors associated with the estimates computed from the 1993 Commodity Flow Survey (CFS).

MEASURES OF SAMPLING VARIABILITY

Because the estimates were based on a sample, exact agreement with the results that would be obtained from a complete census of establishments in the CFS frame using the same enumeration procedure was not expected. However, because each establishment in the Standard Statistical Establishment List (SSEL) in the specified Standard Industrial Classifications (SIC) had a known probability of being selected into the sample, it is possible to estimate the sampling variability of the estimates.

The standard error of the estimate is a measure of the variability among the values of the estimate computed from all possible samples of the same size and design. Thus, it is a measure of the precision with which an estimate from a particular sample approximates the results of a complete enumeration. The coefficient of variation is the standard error of the estimate divided by the value being estimated. It is expressed as a percent. Note that measures of sampling variability, such as the standard error or coefficient of variation, are estimated from the sample and are also subject to sampling variability. Coefficients of variation for number of shipments, dollar value, shipment weight (tons), and ton-miles estimates are shown in tables B-1 through B-11 in this appendix. Standard errors for the corresponding percentage estimates are also shown there.

The standard errors and coefficients of variation presented in these tables permit certain confidence statements about the sample estimates. The particular sample used in this survey was one of a large number of samples of the same size that could have been selected using the same design. In about 9 out of 10 (90 percent) of these samples, the estimates would differ from the results of a complete enumeration by less than 1.65 times the standard

error of the estimate. In about 19 out of 20 (95 percent) of the samples, the estimates would differ from the result of a complete enumeration by less than twice the standard error of the estimate.

To illustrate the computations involved in the above confidence statements as related to the dollar value estimates, assume that an estimate of shipment value published in table 6a is \$10,750 million for a particular commodity and mode of transportation, and that the coefficient of variation for this estimate, as given in appendix A, table B-6a is 1.8 percent, or 0.018. Multiplying \$10,750 million by 0.018 yields the standard error, \$194 million. Typical practice is to construct a 90- or 95-percent confidence interval. Multiplying \$194 million by 1.65 gives \$320 million. Therefore, a 90-percent confidence interval is \$10,430 million to \$11,070 million (\$10,750 million plus or minus \$320 million). If corresponding confidence intervals were constructed for all possible samples of the same size and design, approximately 9 out of 10 (90 percent) of the intervals would contain the figure obtained from a complete enumeration. Similarly, a 95-percent confidence interval is \$10,362 million to \$11,138 million (\$10,750 million plus or minus \$388 million).

To illustrate the computations involved related to the percentage estimates, assume that the percentage estimate of shipment value published in table 6 is 25 percent for a particular commodity and mode of transportation, and that the standard error of this estimate, as given in appendix A, table B-6a is 2.2 percent, or 0.022. Multiplying 2.2 percent by 1.65 gives 3.6 percent. So a 90-percent confidence interval is 21.4 percent to 28.6 percent (25 percent plus or minus 3.6 percent.) If corresponding confidence intervals were constructed for all possible samples of the same size and design, approximately 9 out of 10 (90 percent) of the intervals would contain the figure obtained from a complete enumeration.

NONSAMPLING ERRORS

As calculated for this report, the standard error and coefficient of variation measures sampling errors but does not measure any systematic biases in the data. Bias is the difference, averaged over all possible samples of the same size and design, between the estimate and the true value being estimated.

In the CFS as in other surveys nonsampling errors can be attributed to many sources: (1) inability to obtain information about all cases in the sample, (2) response errors,

(3) definitional difficulties, (4) differences in the interpretation of questions, (5) mistakes in coding or recoding the data obtained, and (6) other errors of collection, response, coverage, and estimation. These nonsampling errors also occur in complete censuses.

Some sources of error are specific to the CFS: (1) Some respondents may have sampled incorrectly when selecting a sample of their documents, (2) some reporters may have used but not reported other units for their measurements—tons instead of pounds, dollars instead of thousands of dollars, etc., (3) on any shipment selected for sample, only the major commodity (by weight) was reported; secondary commodities within shipments were not recorded. Although unlikely, this might lead to a net undercoverage of some secondary commodities. These and other problems could yield a bias of undetermined amount in certain estimates.

Another possible source of bias in estimating the number of shipments, value, shipment weight (tons), and ton-miles is the imputation of missing data and for data which fail edit. Any systematic error in the imputation procedure can introduce bias into the estimates.

Although no direct measurement of the biases due to nonsampling error has been obtained, precautionary steps were taken in all phases of the collection, processing, and tabulation of the data in an effort to minimize their influence.

Biases in the published estimates are due in large part to imputing data for nonrespondents and for data which fail edit. The overall imputation rate for the survey was 30 to 40 percent.

Table B-1. Measures of Reliability for Shipment Characteristics by Mode of Transportation for the United States: 1993

Mode of transportation	Value		Tons		Ton-miles		Average miles per shipment—coefficient of variation
	Coefficient of variation of number	Standard error of percentage	Coefficient of variation of number	Standard error of percentage	Coefficient of variation of number	Standard error of percentage	
All modes6	—	1.5	—	3.4	—	3.9
SINGLE MODES							
Parcel, U.S. Postal Service, or courier	1.8	.1	2.4	—	3.6	—	3.3
Private truck	2.3	.6	1.2	.5	2.7	.3	1.0
For-hire truck8	.3	2.9	.8	1.5	.7	2.1
Air	13.0	—	36.4	—	16.1	—	9.0
Rail	3.1	.1	5.1	.6	5.4	1.0	2.4
Inland water	6.5	—	6.4	.3	10.8	.7	(S)
Great Lakes	49.4	—	18.6	.1	21.0	.1	15.2
Deep sea water	44.6	—	(S)	—	(S)	—	(S)
Pipeline	7.6	.1	8.1	.4	(S)	(S)	(S)
MULTIPLE MODES							
Private truck and for-hire truck	26.4	.1	19.4	.1	24.5	—	18.5
Truck and air	7.0	.2	9.9	—	6.6	—	3.7
Truck and rail	11.7	.2	8.7	—	8.7	.1	9.4
Truck and water	13.8	—	14.6	.1	14.5	.3	7.3
Truck and pipeline	50.0	—	(S)	—	(S)	—	(S)
Rail and water	25.5	—	16.9	.1	19.8	.5	13.2
Inland water and Great Lakes	47.7	—	40.3	.1	(S)	(S)	(S)
Inland water and deep sea	14.3	—	22.4	.3	13.7	.5	8.2
OTHER MODES							
Other and unknown modes	4.3	.2	9.6	.5	11.2	.5	14.4

Note: For description of the development and uses of measures of reliability, see Appendix B, Reliability of the Data.

- Represents data cell equal to zero or less than 1 unit of measure.
- (D) Denotes figures withheld to avoid disclosing data for individual companies.
- (S) Data do not meet publication standards due to high sampling variability or other reasons.

Table B-2. Measures of Reliability for Shipment Characteristics by Total Modal Activity for the United States: 1993

Mode of transportation	Ton-miles		Average miles per shipment—coefficient of variation
	Coefficient of variation of number	Standard error of percentage	
Total	3.4	—	3.9
Parcel, U.S. Postal Service, or courier, total	3.6	—	3.3
Truck, total	1.4	.9	1.3
Air, total	6.2	—	3.9
Rail, total	5.4	.9	5.2
Inland water, total	11.1	1.0	5.1
Great Lakes, total	24.6	.3	14.4
Deep sea water, total	14.0	.5	5.4
Pipeline, total	(S)	(S)	(S)
Other and unknown modes, total	11.6	.5	14.4

Note: For description of the development and uses of measures of reliability, see Appendix B, Reliability of the Data.

- Represents data cell equal to zero or less than 1 unit of measure.
- (D) Denotes figures withheld to avoid disclosing data for individual companies.
- (S) Data do not meet publication standards due to high sampling variability or other reasons.

Table B-3. Measures of Reliability for Shipment Characteristics by Mode of Transportation and Distance Shipped for the United States: 1993

Mode of transportation and distance shipped (based on Great Circle Distance)	Value		Tons		Ton-miles	
	Coefficient of variation of number	Standard error of percentage	Coefficient of variation of number	Standard error of percentage	Coefficient of variation of number	Standard error of percentage
ALL MODES						
Total6	-	1.5	-	3.4	-
Less than 50 miles	1.4	.3	1.7	.6	2.9	.1
50 to 99 miles	1.6	.1	2.3	.3	3.2	.2
100 to 249 miles	2.1	.3	3.7	.4	4.1	.4
250 to 499 miles	1.9	.2	3.4	.2	3.8	.6
500 to 749 miles	1.8	.2	5.3	.2	5.6	.7
750 to 999 miles	1.5	.1	4.7	.1	5.4	.4
1,000 to 1,499 miles	2.6	.2	7.2	.2	8.8	1.0
1,500 to 1,999 miles	2.6	.1	5.9	-	7.1	.5
2,000 miles or more	4.2	.2	6.9	-	6.8	.3
SINGLE MODES						
Parcel, U.S. Postal Service, or courier	1.8	-	2.4	-	3.6	-
Less than 50 miles	5.0	.6	5.9	.9	5.3	-
50 to 99 miles	3.3	.2	2.4	.2	2.3	-
100 to 249 miles	2.3	.2	1.8	.5	1.7	.2
250 to 499 miles	2.2	.4	2.9	.4	3.0	.3
500 to 749 miles	3.7	.5	2.9	.4	2.9	.4
750 to 999 miles	2.8	.2	3.7	.3	3.7	.4
1,000 to 1,499 miles	2.1	.2	12.5	.9	12.7	1.7
1,500 to 1,999 miles	2.2	.1	4.1	.2	4.1	.4
2,000 miles or more	5.9	.4	6.7	.4	6.7	1.1
Private truck	2.3	-	1.2	-	2.7	-
Less than 50 miles	1.8	.6	1.2	.4	1.8	.6
50 to 99 miles	1.7	.2	3.3	.3	2.9	.5
100 to 249 miles	6.9	.8	3.2	.2	3.3	.7
250 to 499 miles	4.2	.3	4.0	.1	4.0	.5
500 to 749 miles	7.4	.2	13.6	.1	14.0	1.0
750 to 999 miles	4.0	-	20.6	.1	21.5	1.4
1,000 to 1,499 miles	5.1	-	8.1	-	8.4	.3
1,500 to 1,999 miles	6.2	-	6.8	-	6.7	.2
2,000 miles or more	16.7	.1	20.2	-	20.2	.7
For-hire truck8	-	2.9	-	1.5	-
Less than 50 miles	1.9	.3	5.1	1.2	3.2	.2
50 to 99 miles	2.4	.2	3.3	.5	3.3	.2
100 to 249 miles	1.5	.2	2.8	.5	2.7	.4
250 to 499 miles	2.0	.3	1.0	.2	1.0	.3
500 to 749 miles	2.2	.3	1.4	.1	1.4	.3
750 to 999 miles	2.8	.2	1.6	.1	1.7	.3
1,000 to 1,499 miles	4.3	.3	2.6	.1	2.9	.3
1,500 to 1,999 miles	2.9	.1	3.9	-	4.3	.4
2,000 miles or more	6.5	.3	18.0	.1	17.2	1.4
Air	13.0	-	36.4	-	16.1	-
Less than 50 miles	(S)	(S)	(S)	(S)	96.5	(S)
50 to 99 miles	27.3	.9	43.0	.5	43.9	.1
100 to 249 miles	24.9	1.9	(S)	(S)	87.7	(S)
250 to 499 miles	26.0	2.5	26.9	2.1	32.5	1.3
500 to 749 miles	26.0	2.8	34.5	2.7	33.8	2.0
750 to 999 miles	28.8	1.6	19.4	2.0	19.8	1.5
1,000 to 1,499 miles	17.4	2.0	31.9	3.9	34.6	3.7
1,500 to 1,999 miles	22.0	4.0	28.4	5.5	28.5	5.6
2,000 miles or more	31.4	5.8	33.7	6.5	31.2	8.0
Rail	3.1	-	5.1	-	5.4	-
Less than 50 miles	7.9	.6	11.9	1.9	15.4	.2
50 to 99 miles	7.5	.3	7.1	.4	9.4	.1
100 to 249 miles	6.0	.7	9.2	1.0	10.7	.7
250 to 499 miles	5.2	.7	6.1	.9	6.5	.8
500 to 749 miles	6.5	.9	10.6	1.1	11.0	1.4
750 to 999 miles	8.9	1.2	5.9	.7	6.2	1.2
1,000 to 1,499 miles	8.7	.8	8.3	.6	8.7	1.3
1,500 to 1,999 miles	7.7	.5	9.1	.2	8.7	.7
2,000 miles or more	14.4	.6	6.9	.1	7.2	.3
Inland water	6.5	-	6.4	-	10.8	-
Less than 50 miles	9.9	3.6	10.6	4.2	13.4	.6
50 to 99 miles	15.8	.8	29.6	2.4	26.0	.8
100 to 249 miles	18.8	3.0	15.4	2.8	13.6	1.5
250 to 499 miles	16.0	2.3	18.2	2.2	19.3	3.5
500 to 749 miles	25.4	2.9	21.4	3.1	22.3	5.0
750 to 999 miles	24.7	2.5	33.2	2.6	33.7	5.9
1,000 to 1,499 miles	(S)	(S)	(S)	(S)	(S)	(S)
1,500 to 1,999 miles	-	-	-	-	-	-
2,000 miles or more	-	-	-	-	-	-
Great Lakes	49.4	-	18.6	-	21.0	-
Less than 50 miles	(D)	(D)	(D)	(D)	(D)	(D)
50 to 99 miles	(D)	(D)	(D)	(D)	(D)	(D)
100 to 249 miles	(S)	(S)	20.0	8.1	29.1	8.6
250 to 499 miles	(D)	(D)	(D)	(D)	(D)	(D)
500 to 749 miles	(D)	(D)	(D)	(D)	(D)	(D)
750 to 999 miles	-	-	-	-	-	-
1,000 to 1,499 miles	-	-	-	-	-	-
1,500 to 1,999 miles	-	-	-	-	-	-
2,000 miles or more	-	-	-	-	-	-
Deep sea water	44.6	-	(S)	(S)	(S)	(S)
Less than 50 miles	(D)	(D)	(D)	(D)	(D)	(D)
50 to 99 miles	(D)	(D)	(D)	(D)	(D)	(D)
100 to 249 miles	(D)	(D)	(D)	(D)	(D)	(D)
250 to 499 miles	(D)	(D)	(D)	(D)	(D)	(D)
500 to 749 miles	(D)	(D)	(D)	(D)	(D)	(D)

Table B-3. Measures of Reliability for Shipment Characteristics by Mode of Transportation and Distance Shipped for the United States: 1993—Con.

Mode of transportation and distance shipped (based on Great Circle Distance)	Value		Tons		Ton-miles	
	Coefficient of variation of number	Standard error of percentage	Coefficient of variation of number	Standard error of percentage	Coefficient of variation of number	Standard error of percentage
SINGLE MODES—Con.						
Deep sea water—Con.						
750 to 999 miles	(S)	(S)	100.0	(S)	100.0	(S)
1,000 to 1,499 miles	—	—	—	—	—	—
1,500 to 1,999 miles	—	—	—	—	—	—
2,000 miles or more	—	—	—	—	—	—
Pipeline	7.6	—	8.1	—	(S)	(S)
Less than 50 miles	(S)	(S)	(S)	(S)	(S)	(S)
50 to 99 miles	(S)	(S)	(S)	(S)	(S)	(S)
100 to 249 miles	(S)	(S)	(S)	(S)	(S)	(S)
250 to 499 miles	(S)	(S)	(S)	(S)	(S)	(S)
500 to 749 miles	(S)	(S)	(S)	(S)	(S)	(S)
750 to 999 miles	(D)	(D)	(D)	(D)	(D)	(D)
1,000 to 1,499 miles	(S)	(S)	(S)	(S)	(S)	(S)
1,500 to 1,999 miles	(D)	(D)	(D)	(D)	(D)	(D)
2,000 miles or more	(S)	(S)	(S)	(S)	(S)	(S)
MULTIPLE MODES						
Private truck and for-hire truck	26.4	—	19.4	—	24.5	—
Less than 50 miles	20.0	5.8	25.0	5.5	25.6	4.1
50 to 99 miles	17.7	1.8	43.0	5.5	(S)	(S)
100 to 249 miles	(S)	(S)	16.8	2.2	16.3	3.2
250 to 499 miles	40.2	2.2	44.0	.8	48.0	2.4
500 to 749 miles	15.1	2.3	41.2	.5	42.7	1.8
750 to 999 miles	46.2	1.4	27.5	.2	27.6	1.9
1,000 to 1,499 miles	21.1	.5	34.1	.2	31.3	1.3
1,500 to 1,999 miles	(S)	(S)	(S)	(S)	(S)	(S)
2,000 miles or more	19.2	.1	24.0	—	25.4	.3
Truck and air	7.0	—	9.9	—	6.6	—
Less than 50 miles	41.8	—	50.0	—	67.4	—
50 to 99 miles	16.7	.3	14.7	.6	10.2	—
100 to 249 miles	11.8	.8	34.6	5.5	42.3	2.3
250 to 499 miles	10.9	1.5	14.5	2.4	14.0	1.2
500 to 749 miles	9.2	.7	16.0	1.7	16.0	1.0
750 to 999 miles	23.1	1.7	13.7	.5	14.4	.8
1,000 to 1,499 miles	9.3	1.2	3.0	.9	3.0	.9
1,500 to 1,999 miles	6.4	1.0	14.7	1.2	13.5	1.7
2,000 miles or more	12.7	1.5	13.5	3.0	13.3	4.3
Truck and rail	11.7	—	8.7	—	8.7	—
Less than 50 miles	20.6	.2	26.2	2.8	27.0	.4
50 to 99 miles	35.0	.3	31.0	4.4	30.9	1.0
100 to 249 miles	22.8	.6	16.3	1.3	15.6	.5
250 to 499 miles	14.9	2.3	15.8	3.2	15.3	2.0
500 to 749 miles	16.0	2.0	12.5	1.7	15.5	1.8
750 to 999 miles	13.0	1.0	16.4	1.5	18.1	1.0
1,000 to 1,499 miles	14.9	1.3	14.9	1.8	14.5	2.7
1,500 to 1,999 miles	16.7	2.0	12.4	1.0	12.6	2.4
2,000 miles or more	(S)	(S)	32.9	2.5	33.6	3.8
Truck and water	13.8	—	14.6	—	14.5	—
Less than 50 miles	(S)	(S)	44.0	4.2	44.7	.6
50 to 99 miles	32.8	1.9	42.2	3.3	40.0	1.0
100 to 249 miles	14.7	2.9	12.2	7.0	17.9	5.6
250 to 499 miles	43.0	6.3	(S)	(S)	(S)	(S)
500 to 749 miles	29.6	2.2	44.6	3.7	37.5	5.7
750 to 999 miles	29.6	2.4	30.4	1.3	31.7	3.7
1,000 to 1,499 miles	28.4	2.0	31.7	.3	32.8	1.1
1,500 to 1,999 miles	25.0	1.1	(S)	(S)	46.5	1.0
2,000 miles or more	16.9	2.3	13.1	.4	9.8	1.5
Truck and pipeline	50.0	—	(S)	(S)	(S)	(S)
Less than 50 miles	(D)	(D)	(D)	(D)	(D)	(D)
50 to 99 miles	(S)	(S)	(S)	(S)	(S)	(S)
100 to 249 miles	(D)	(D)	(D)	(D)	(D)	(D)
250 to 499 miles	—	—	—	—	—	—
500 to 749 miles	(S)	(S)	(S)	(S)	(S)	(S)
750 to 999 miles	(S)	(S)	(S)	(S)	(S)	(S)
1,000 to 1,499 miles	(D)	(D)	(D)	(D)	(D)	(D)
1,500 to 1,999 miles	(D)	(D)	(D)	(D)	(D)	(D)
2,000 miles or more	—	—	—	—	—	—
Rail and water	25.5	—	16.9	—	19.8	—
Less than 50 miles	48.1	9.0	33.9	5.3	30.9	1.3
50 to 99 miles	(D)	(D)	(D)	(D)	(D)	(D)
100 to 249 miles	17.4	4.7	18.2	4.4	23.2	4.0
250 to 499 miles	26.8	7.8	31.2	6.7	28.9	6.0
500 to 749 miles	31.0	3.8	38.5	3.0	37.3	4.6
750 to 999 miles	(D)	(D)	(D)	(D)	(D)	(D)
1,000 to 1,499 miles	(D)	(D)	(D)	(D)	(D)	(D)
1,500 to 1,999 miles	(S)	(S)	(S)	(S)	(S)	(S)
2,000 miles or more	(S)	(S)	(S)	(S)	(S)	(S)
Inland water and Great Lakes	47.7	—	40.3	—	(S)	(S)
Less than 50 miles	(S)	(S)	(S)	(S)	(S)	(S)
50 to 99 miles	—	—	—	—	—	—
100 to 249 miles	—	—	—	—	—	—
250 to 499 miles	(S)	(S)	37.2	5.9	38.0	12.6
500 to 749 miles	(S)	(S)	(S)	(S)	(S)	(S)

Table B-3. **Measures of Reliability for Shipment Characteristics by Mode of Transportation and Distance Shipped for the United States: 1993—Con.**

Mode of transportation and distance shipped (based on Great Circle Distance)	Value		Tons		Ton-miles	
	Coefficient of variation of number	Standard error of percentage	Coefficient of variation of number	Standard error of percentage	Coefficient of variation of number	Standard error of percentage
MULTIPLE MODES—Con.						
Inland water and Great Lakes—Con.						
750 to 999 miles	46.7	5.7	38.9	3.3	39.0	6.2
1,000 to 1,499 miles	(S)	(S)	(S)	(S)	(S)	(S)
1,500 to 1,999 miles	—	—	—	—	—	—
2,000 miles or more	—	—	—	—	—	—
Inland water and deep sea	14.3	—	22.4	—	13.7	—
Less than 50 miles	(S)	(S)	(S)	(S)	(S)	(S)
50 to 99 miles	49.6	3.8	36.6	6.9	34.2	9.0
100 to 249 miles	32.4	2.5	28.4	2.8	30.5	.9
250 to 499 miles	32.4	5.6	32.9	4.7	34.1	4.2
500 to 749 miles	27.1	3.8	(S)	(S)	46.2	5.9
750 to 999 miles	28.0	3.3	38.5	2.4	42.6	4.5
1,000 to 1,499 miles	28.0	7.5	36.6	6.9	34.2	9.0
1,500 to 1,999 miles	32.0	2.8	37.2	3.4	(S)	(S)
2,000 miles or more	32.3	1.4	43.3	1.4	(S)	(S)
OTHER MODES						
Other and unknown modes	4.3	—	9.6	—	11.2	—
Less than 50 miles	5.1	1.3	10.3	3.5	9.7	.9
50 to 99 miles	6.2	.3	21.9	.6	23.6	.3
100 to 249 miles	7.4	.4	33.6	2.5	30.6	2.5
250 to 499 miles	11.2	.9	28.6	1.7	26.5	4.3
500 to 749 miles	8.9	.4	15.9	.3	15.4	1.5
750 to 999 miles	9.6	.5	17.0	.2	20.1	1.5
1,000 to 1,499 miles	9.5	.6	28.9	.7	31.7	4.4
1,500 to 1,999 miles	18.7	.7	8.1	.1	10.6	.7
2,000 miles or more	7.2	.5	16.1	.4	20.9	4.3

Note: For description of the development and uses of measures of reliability, see Appendix B, Reliability of the Data.

- Represents data cell equal to zero or less than 1 unit of measure.
- (D) Denotes figures withheld to avoid disclosing data for individual companies.
- (S) Data do not meet publication standards due to high sampling variability or other reasons.

Table B-4. Measures of Reliability for Shipment Characteristics by Mode of Transportation and Shipment Size for the United States: 1993

Mode of transportation and shipment size	Value		Tons		Ton-miles		Average miles per shipment—coefficient of variation
	Coefficient of variation of number	Standard error of percentage	Coefficient of variation of number	Standard error of percentage	Coefficient of variation of number	Standard error of percentage	
ALL MODES							
Total	.6	-	1.5	-	3.4	-	3.9
Less than 50 lb	1.5	.1	2.4	-	5.0	-	4.2
50 to 99 lb	2.2	.1	3.0	-	3.2	-	2.3
100 to 499 lb	2.2	.2	2.4	-	2.2	-	1.9
500 to 749 lb	3.1	.1	1.3	-	3.4	-	1.6
750 to 999 lb	4.0	.1	1.4	-	2.1	-	2.9
1,000 to 9,999 lb	2.5	.6	2.0	.1	2.2	.2	2.3
10,000 to 49,999 lb	1.5	.6	1.5	.6	1.1	.8	1.4
50,000 to 99,999 lb	4.1	.2	2.8	.5	2.2	.2	2.4
100,000 lb or more	5.3	.4	3.7	1.0	5.5	1.2	2.7
SINGLE MODES							
Parcel, U.S. Postal Service, or courier							
Parcel, U.S. Postal Service, or courier	1.8	-	2.4	-	3.6	-	3.3
Less than 50 lb	1.9	.7	2.2	.8	4.5	1.6	3.4
50 to 99 lb	2.6	.3	4.1	.4	3.8	.6	1.8
100 to 499 lb	3.6	.4	3.1	.8	2.8	.8	2.3
500 to 749 lb	4.7	.1	17.7	.7	33.8	1.3	6.0
750 to 999 lb	36.3	.4	4.4	.1	13.4	.2	4.9
1,000 to 9,999 lb	-	-	-	-	-	-	-
10,000 to 49,999 lb	-	-	-	-	-	-	-
50,000 to 99,999 lb	-	-	-	-	-	-	-
100,000 lb or more	-	-	-	-	-	-	-
Private truck							
Private truck	2.3	-	1.2	-	2.7	-	1.0
Less than 50 lb	1.8	.2	6.0	-	6.2	-	2.7
50 to 99 lb	5.4	.2	5.6	-	4.1	-	1.7
100 to 499 lb	2.6	.3	3.5	-	2.0	-	1.9
500 to 749 lb	2.8	.1	1.8	-	1.8	-	1.5
750 to 999 lb	3.2	.1	1.7	-	1.1	-	1.5
1,000 to 9,999 lb	1.9	.6	2.2	.2	2.7	.5	.8
10,000 to 49,999 lb	2.6	.6	1.4	.9	3.0	.8	2.5
50,000 to 99,999 lb	8.3	.5	3.8	.9	5.1	.8	3.4
100,000 lb or more	49.9	1.0	6.9	.6	12.7	.7	6.3
For-hire truck							
For-hire truck	.8	-	2.9	-	1.5	-	2.1
Less than 50 lb	4.2	.1	7.3	-	7.5	-	5.9
50 to 99 lb	3.8	-	3.6	-	6.2	-	4.3
100 to 499 lb	3.9	.3	2.9	-	3.4	.1	1.7
500 to 749 lb	5.2	.2	2.6	-	3.0	-	1.3
750 to 999 lb	7.6	.2	2.7	-	3.1	-	3.0
1,000 to 9,999 lb	2.9	.7	2.2	.2	1.4	.2	1.7
10,000 to 49,999 lb	1.6	1.0	2.8	.6	1.0	1.1	2.8
50,000 to 99,999 lb	5.5	.2	5.8	1.1	3.2	.4	4.6
100,000 lb or more	17.9	.3	7.6	.7	23.8	1.6	14.5
Air							
Air	13.0	-	36.4	-	16.1	-	9.0
Less than 50 lb	11.4	4.6	20.4	3.1	14.3	2.3	8.6
50 to 99 lb	29.2	2.3	17.6	1.7	20.9	1.7	10.4
100 to 499 lb	28.6	3.3	(S)	(S)	44.7	6.3	25.8
500 to 749 lb	18.2	.6	24.9	1.5	29.6	1.9	9.1
750 to 999 lb	37.3	1.2	33.6	.9	48.3	1.2	12.8
1,000 to 9,999 lb	28.5	4.7	25.2	4.6	14.2	4.2	16.6
10,000 to 49,999 lb	(S)	(S)	(S)	(S)	(S)	(S)	(S)
50,000 to 99,999 lb	-	-	-	-	-	-	-
100,000 lb or more	(S)	(S)	100.0	.8	100.0	.2	(S)
Rail							
Rail	3.1	-	5.1	-	5.4	-	2.4
Less than 50 lb	(S)	(S)	23.6	-	21.9	-	24.8
50 to 99 lb	40.3	-	28.1	-	27.9	-	22.1
100 to 499 lb	31.4	.1	37.6	-	20.8	-	18.6
500 to 749 lb	47.4	-	47.7	-	(S)	-	(S)
750 to 999 lb	(S)	(S)	33.6	-	41.5	-	14.8
1,000 to 9,999 lb	17.9	.9	22.2	-	19.2	-	9.4
10,000 to 49,999 lb	10.2	1.2	7.8	.1	7.3	.2	3.7
50,000 to 99,999 lb	9.5	.5	5.5	.1	8.0	.2	4.4
100,000 lb or more	3.0	1.6	5.2	.2	5.7	.4	2.6
Inland water							
Inland water	6.5	-	6.4	-	10.8	-	(S)
Less than 50 lb	-	-	-	-	-	-	-
50 to 99 lb	-	-	-	-	-	-	-
100 to 499 lb	-	-	-	-	-	-	-
500 to 749 lb	-	-	-	-	-	-	-
750 to 999 lb	-	-	-	-	-	-	-
1,000 to 9,999 lb	(S)	(S)	(S)	(S)	47.3	-	(S)
10,000 to 49,999 lb	33.6	.5	23.3	.1	40.4	.1	29.4
50,000 to 99,999 lb	19.7	.2	29.7	.1	(S)	.1	(S)
100,000 lb or more	6.1	.5	6.3	.3	10.8	.2	10.8
Great Lakes							
Great Lakes	49.4	-	18.6	-	21.0	-	15.2
Less than 50 lb	-	-	-	-	-	-	-
50 to 99 lb	-	-	-	-	-	-	-
100 to 499 lb	-	-	-	-	-	-	-
500 to 749 lb	-	-	-	-	-	-	-
750 to 999 lb	-	-	-	-	-	-	-
1,000 to 9,999 lb	-	-	-	-	-	-	-
10,000 to 49,999 lb	-	-	-	-	-	-	-
50,000 to 99,999 lb	-	-	-	-	-	-	-
100,000 lb or more	49.4	-	18.6	-	21.0	-	15.2
Deep sea water							
Deep sea water	44.6	-	(S)	(S)	(S)	(S)	(S)
Less than 50 lb	91.0	10.8	66.5	10.6	63.8	10.6	(S)
50 to 99 lb	71.6	.5	63.7	.7	58.9	.6	(S)
100 to 499 lb	(D)	(D)	(D)	(D)	(D)	(D)	(D)
500 to 749 lb	(D)	(D)	(D)	(D)	(D)	(D)	(D)
750 to 999 lb	66.7	1.2	79.1	.7	75.4	.3	(S)

Table B-4. Measures of Reliability for Shipment Characteristics by Mode of Transportation and Shipment Size for the United States: 1993—Con.

Mode of transportation and shipment size	Value		Tons		Ton-miles		Average miles per shipment—coefficient of variation
	Coefficient of variation of number	Standard error of percentage	Coefficient of variation of number	Standard error of percentage	Coefficient of variation of number	Standard error of percentage	
SINGLE MODES—Con.							
Deep sea water—Con.							
1,000 to 9,999 lb	(D)	(D)	(D)	(D)	(D)	(D)	(D)
10,000 to 49,999 lb	(D)	(D)	(D)	(D)	(D)	(D)	(D)
50,000 to 99,999 lb	(D)	(D)	(D)	(D)	(D)	(D)	(D)
100,000 lb or more	(D)	(D)	(D)	(D)	(D)	(D)	(D)
Pipeline	7.6	—	8.1	—	(S)	(S)	(S)
Less than 50 lb	61.2	—	64.5	—	99.3	—	(S)
50 to 99 lb	90.0	—	66.9	—	66.7	—	(S)
100 to 499 lb	(D)	(D)	(D)	(D)	(D)	(D)	(D)
500 to 749 lb	(D)	(D)	(D)	(D)	(D)	(D)	(D)
750 to 999 lb	(S)	(S)	(S)	(S)	70.2	—	(S)
1,000 to 9,999 lb	38.3	—	36.9	—	(S)	—	(S)
10,000 to 49,999 lb	36.0	.2	(S)	(S)	(S)	.3	(S)
50,000 to 99,999 lb	20.4	—	21.1	—	(S)	(S)	(S)
100,000 lb or more	7.6	.2	8.1	.2	(S)	(S)	(S)
MULTIPLE MODES							
Private truck and for-hire truck	26.4	—	19.4	—	24.5	—	18.5
Less than 50 lb	24.8	.7	20.0	.1	17.4	—	40.7
50 to 99 lb	(S)	(S)	29.8	.1	17.0	—	(S)
100 to 499 lb	15.9	2.1	23.5	.3	10.6	.3	17.6
500 to 749 lb	13.2	.3	22.1	.1	34.2	.3	19.6
750 to 999 lb	21.4	.5	34.0	.1	21.9	.2	21.1
1,000 to 9,999 lb	11.8	5.1	30.2	2.9	12.3	2.7	25.9
10,000 to 49,999 lb	44.9	8.9	19.8	4.3	41.4	6.0	13.4
50,000 to 99,999 lb	(S)	(S)	28.8	7.4	36.4	6.9	14.0
100,000 lb or more	22.8	.3	28.9	2.8	31.1	1.6	25.7
Truck and air	7.0	—	9.9	—	6.6	—	3.7
Less than 50 lb	4.8	2.2	20.4	2.7	26.7	4.3	4.0
50 to 99 lb	11.3	1.2	27.2	1.1	20.5	1.1	4.1
100 to 499 lb	11.3	1.7	5.2	2.6	6.8	2.3	5.9
500 to 749 lb	12.0	.3	8.2	.6	10.3	.6	5.3
750 to 999 lb	16.1	.7	13.2	.8	10.7	.6	6.5
1,000 to 9,999 lb	18.4	1.4	13.0	3.2	14.5	3.3	5.7
10,000 to 49,999 lb	34.0	.5	40.5	4.0	29.1	2.8	17.2
50,000 to 99,999 lb	(S)	(S)	(S)	(S)	(S)	(S)	(S)
100,000 lb or more	(S)	(S)	(S)	(S)	(S)	(S)	(S)
Truck and rail	11.7	—	8.7	—	8.7	—	9.4
Less than 50 lb	(S)	(S)	30.3	—	42.5	—	22.0
50 to 99 lb	(S)	(S)	38.2	—	43.9	—	33.5
100 to 499 lb	28.7	—	38.7	—	22.0	—	(S)
500 to 749 lb	23.6	—	38.0	—	24.3	—	36.4
750 to 999 lb	38.4	—	49.6	—	35.4	—	36.1
1,000 to 9,999 lb	13.3	4.4	12.5	1.7	19.9	2.6	10.3
10,000 to 49,999 lb	25.4	3.8	10.4	2.9	12.9	3.6	4.2
50,000 to 99,999 lb	15.4	.1	10.2	.8	11.9	.4	11.9
100,000 lb or more	35.5	2.1	14.0	3.9	9.5	3.3	12.1
Truck and water	13.8	—	14.6	—	14.5	—	7.3
Less than 50 lb	32.5	.1	43.0	—	46.1	—	22.1
50 to 99 lb	29.5	.1	37.3	—	41.1	—	11.8
100 to 499 lb	31.4	.4	22.9	—	19.8	—	12.5
500 to 749 lb	33.0	.4	30.5	—	41.5	—	12.0
750 to 999 lb	(S)	(S)	22.4	—	19.9	—	13.3
1,000 to 9,999 lb	28.2	2.3	(S)	(S)	(S)	(S)	(S)
10,000 to 49,999 lb	8.1	3.7	12.3	.5	9.3	1.1	9.4
50,000 to 99,999 lb	16.6	1.3	27.8	1.4	19.0	1.0	40.1
100,000 lb or more	24.3	5.3	14.4	1.7	16.3	2.6	9.0
Truck and pipeline	50.0	—	(S)	(S)	(S)	(S)	(S)
Less than 50 lb	—	—	—	—	—	—	—
50 to 99 lb	—	—	—	—	—	—	—
100 to 499 lb	(D)	(D)	(D)	(D)	(D)	(D)	(D)
500 to 749 lb	—	—	—	—	—	—	—
750 to 999 lb	—	—	—	—	—	—	—
1,000 to 9,999 lb	(D)	(D)	(D)	(D)	(D)	(D)	(D)
10,000 to 49,999 lb	(S)	(S)	(S)	(S)	(S)	(S)	(S)
50,000 to 99,999 lb	(S)	(S)	(S)	(S)	(S)	(S)	(S)
100,000 lb or more	—	—	—	—	—	—	—
Rail and water	25.5	—	16.9	—	19.8	—	13.2
Less than 50 lb	—	—	—	—	—	—	—
50 to 99 lb	—	—	—	—	—	—	—
100 to 499 lb	—	—	—	—	—	—	—
500 to 749 lb	—	—	—	—	—	—	—
750 to 999 lb	—	—	—	—	—	—	—
1,000 to 9,999 lb	(S)	(S)	(S)	(S)	(S)	.2	(S)
10,000 to 49,999 lb	(D)	(D)	(D)	(D)	(D)	(D)	(D)
50,000 to 99,999 lb	(D)	(D)	(D)	(D)	(D)	(D)	(D)
100,000 lb or more	25.7	.6	17.1	.6	20.0	.4	7.5
Inland water and Great Lakes	47.7	—	40.3	—	(S)	(S)	(S)
Less than 50 lb	—	—	—	—	—	—	—
50 to 99 lb	—	—	—	—	—	—	—
100 to 499 lb	—	—	—	—	—	—	—
500 to 749 lb	—	—	—	—	—	—	—
750 to 999 lb	—	—	—	—	—	—	—

Table B-4. **Measures of Reliability for Shipment Characteristics by Mode of Transportation and Shipment Size for the United States: 1993—Con.**

Mode of transportation and shipment size	Value		Tons		Ton-miles		Average miles per shipment—coefficient of variation
	Coefficient of variation of number	Standard error of percentage	Coefficient of variation of number	Standard error of percentage	Coefficient of variation of number	Standard error of percentage	
MULTIPLE MODES—Con.							
Inland water and Great Lakes—Con.							
1,000 to 9,999 lb	—	—	—	—	—	—	—
10,000 to 49,999 lb	(S)	(S)	(S)	(S)	(S)	.7	(S)
50,000 to 99,999 lb	(D)	(D)	(D)	(D)	(D)	(D)	(D)
100,000 lb or more	(D)	(D)	(D)	(D)	(D)	(D)	(D)
Inland water and deep sea	14.3	—	22.4	—	13.7	—	8.2
Less than 50 lb	—	—	—	—	—	—	—
50 to 99 lb	—	—	—	—	—	—	—
100 to 499 lb	—	—	—	—	—	—	—
500 to 749 lb	—	—	—	—	—	—	—
750 to 999 lb	—	—	—	—	—	—	—
1,000 to 9,999 lb	14.0	.6	24.2	.1	32.7	.1	10.1
10,000 to 49,999 lb	22.2	3.1	11.4	1.1	12.2	1.2	13.1
50,000 to 99,999 lb	(S)	(S)	25.3	.1	42.0	.2	20.8
100,000 lb or more	16.0	3.4	22.6	1.3	14.1	1.3	16.9
OTHER MODES							
Other and unknown modes	4.3	—	9.6	—	11.2	—	14.4
Less than 50 lb	7.6	.9	10.6	—	12.7	—	18.5
50 to 99 lb	17.5	.4	9.6	—	15.0	—	23.4
100 to 499 lb	4.6	.5	11.0	.1	8.4	.1	13.4
500 to 749 lb	16.7	.4	11.5	—	26.7	.1	10.5
750 to 999 lb	40.3	1.1	18.3	—	12.2	—	21.9
1,000 to 9,999 lb	12.2	2.5	9.8	.7	7.5	.9	11.6
10,000 to 49,999 lb	5.6	1.0	6.8	1.0	5.9	3.1	6.5
50,000 to 99,999 lb	21.1	.8	16.3	.9	31.3	1.8	15.2
100,000 lb or more	11.8	2.1	11.7	2.4	16.4	4.9	17.7

Note: For description of the development and uses of measures of reliability, see Appendix B, Reliability of the Data.

- Represents data cell equal to zero or less than 1 unit of measure.
- (D) Denotes figures withheld to avoid disclosing data for individual companies.
- (S) Data do not meet publication standards due to high sampling variability or other reasons.

Table B-5a. **Estimated Coefficients of Variation for Shipment Characteristics by Two-Digit Commodity for the United States: 1993**

STCC code	Commodity description	Value	Tons	Ton-miles	Average miles per shipment
ALL COMMODITIES					
	Total6	1.5	3.4	3.9
01	Farm products	3.0	4.7	10.4	10.9
08	Forest products	22.9	15.6	19.4	25.6
09	Fresh fish or other marine products	9.1	10.2	14.0	18.7
10	Metallic ores	17.1	24.4	28.0	10.9
11	Coal	6.6	7.3	8.2	13.3
13	Crude petroleum, natural gas, or gasoline	(S)	(S)	(S)	(S)
14	Nonmetallic minerals	6.0	3.0	7.5	45.6
19	Ordnance or accessories	14.5	12.4	13.0	2.5
20	Food or kindred products	1.9	.8	1.9	3.6
21	Tobacco products, excluding insecticides	9.9	9.0	10.9	14.2
22	Textile mill products	4.2	4.5	4.7	7.7
23	Apparel or other finished textile products	6.8	9.1	11.2	2.8
24	Lumber or wood products, excluding furniture	3.0	3.2	9.2	3.5
25	Furniture or fixtures	2.9	3.8	4.1	6.0
26	Pulp, paper, or allied products	1.7	1.8	1.4	12.2
27	Printed matter	(S)	(S)	(S)	—
28	Chemicals or allied products	2.2	5.1	8.9	7.8
29	Petroleum or coal products	4.2	4.1	7.8	43.8
30	Rubber or miscellaneous plastics products	3.7	4.5	2.9	7.4
31	Leather or leather products	8.4	6.2	8.2	5.5
32	Clay, concrete, glass, or stone products	5.4	1.9	3.2	7.5
33	Primary metal products	1.8	3.4	4.5	4.6
34	Fabricated metal products	2.5	2.8	2.3	2.8
35	Machinery, excluding electrical	3.8	2.6	4.7	6.2
36	Electrical machinery, equipment, or supplies	4.4	3.1	6.2	3.1
37	Transportation equipment	4.7	3.8	7.4	4.1
38	Instruments, photographic goods, optical goods, watches, or clocks	8.0	12.0	16.7	3.0
39	Miscellaneous products of manufacturing	14.7	11.0	7.2	5.1
40	Waste or scrap materials	8.3	13.1	6.9	5.5
41	Miscellaneous freight shipments	10.3	12.9	9.7	8.8
42	Containers, carriers or devices, shipping, returned empty	20.8	16.3	29.1	24.2
48	Waste hazardous materials or waste hazardous substances	24.6	13.0	17.6	33.4
—	Commodity unknown	13.1	12.1	22.9	9.8

Note: For description of the development and uses of measures of reliability, see Appendix B, Reliability of the Data.

— Represents data cell equal to zero or less than 1 unit of measure.
 (D) Denotes figures withheld to avoid disclosing data for individual companies.
 (S) Data do not meet publication standards due to high sampling variability or other reasons.

Table B-5b. Estimated Coefficients of Variation for Shipment Characteristics by Three-Digit Commodity for the United States: 1993

STCC code	Commodity description	Value	Tons	Ton-miles	Average miles per shipment
	ALL COMMODITIES				
	Total6	1.5	3.4	3.9
011	Field crops	3.9	5.0	11.1	12.2
012	Fresh fruits or tree nuts	7.5	7.1	9.6	14.1
013	Fresh vegetables	6.3	5.9	11.7	10.5
014	Livestock or livestock products	7.5	10.6	7.9	34.6
015	Poultry or poultry products	11.4	15.9	25.3	17.2
019	Miscellaneous farm products	5.5	10.7	18.3	7.9
084	Barks or gums, crude	17.3	15.9	21.9	16.7
086	Miscellaneous forest products	28.7	19.2	24.1	24.2
091	Fresh fish or other marine products	9.0	10.3	14.0	20.3
098	Fish hatcheries, farms, or preserves	34.7	28.0	(S)	(S)
101	Iron ores	19.7	21.3	39.4	15.8
102	Copper ores	13.3	36.3	(S)	(S)
103	Lead or zinc ores	23.7	19.8	(S)	(S)
104	Gold or silver ores	22.0	(S)	(S)	(S)
105	Bauxite ores or other aluminum ores	25.5	27.6	40.6	14.0
106	Manganese ores	26.8	14.5	21.5	19.2
107	Tungsten ores	(S)	(S)	35.2	23.1
108	Chromium ores	(S)	36.6	34.5	19.1
109	Miscellaneous metal ores	45.9	49.2	39.1	20.1
111	Anthracite	25.5	27.1	46.5	23.5
112	Bituminous coal or lignite	6.7	7.3	8.3	13.4
131	Crude petroleum or natural gas	(S)	(S)	(S)	(S)
132	Natural gasoline	(S)	(S)	(S)	(S)
141	Dimension stone, quarry	8.1	12.4	10.8	14.1
142	Crushed or broken stone or riprap	7.1	5.1	16.1	10.6
144	Gravel or sand	3.0	3.5	7.4	6.5
145	Clay, ceramic, or refractory minerals	6.0	14.6	8.1	25.1
147	Chemical or fertilizer minerals	17.7	15.2	20.8	13.6
149	Miscellaneous nonmetallic minerals	5.6	13.9	30.2	16.9
191	Guns, howitzers, mortars, related equipment, or parts 30mm+	21.3	26.1	32.1	11.2
192	Ammunition, over 30mm	31.2	20.7	22.5	11.9
193	Full tracked combat vehicles or parts	31.3	19.9	27.1	8.1
194	Military sighting or fire control equipment	18.7	29.2	32.1	10.8
195	Small arms, 30mm or under, or parts	10.9	18.4	14.1	4.0
196	Small arms ammunition, 30mm or under	6.9	7.9	7.9	6.5
199	Miscellaneous ordnance, accessories, or parts	22.6	42.1	40.2	7.2
201	Meat, poultry or small game, fresh, chilled, or frozen	4.2	4.4	3.8	3.3
202	Dairy products	4.2	3.1	6.5	11.9
203	Canned or preserved fruits, vegetables, or seafood	4.5	4.3	3.6	8.0
204	Grain mill products	5.1	3.2	3.2	4.9
205	Bakery products	8.4	11.1	8.2	9.2
206	Sugar, beet or cane	10.4	13.3	23.8	3.5
207	Confectionery or related products	4.5	2.3	5.4	12.9
208	Beverages or flavoring extracts	3.1	3.4	8.2	4.2
209	Miscellaneous food preparations or kindred products	3.9	3.5	4.4	10.9
211	Cigarettes	10.5	9.8	13.9	4.2
212	Cigars	(D)	(D)	(D)	(D)
213	Chewing or smoking tobacco, or snuff	17.1	19.8	20.6	17.3
214	Stemmed or redried tobacco	(D)	(D)	(D)	(D)
221	Cotton broad-woven fabrics	9.3	10.7	20.6	6.9
222	Man-made fibre or silk broad-woven fabrics	8.4	14.3	13.2	11.9
223	Wool broad-woven fabrics	30.8	29.5	21.5	24.0
224	Narrow fabrics, cotton, silk or wool, or man-made fibres	9.2	7.2	4.7	5.9
225	Knit fabrics	8.5	14.0	17.2	11.4
227	Floor coverings	7.5	7.4	10.3	5.4
228	Thread or yarn	15.4	15.8	21.0	15.7
229	Miscellaneous textile goods	4.7	4.5	5.4	4.2
231	Men's, youths', or boys' clothing or uniforms	14.4	19.2	21.2	4.2
233	Women's, misses', childrens or infants clothing	8.0	9.8	16.3	4.0
235	Caps, hats, or millinery or hat bodies	8.7	13.5	14.2	4.3
237	Fur goods	7.6	19.4	19.2	8.4
238	Miscellaneous apparel or accessories	13.0	12.0	13.1	6.9
239	Miscellaneous fabricated textile products	3.3	3.1	6.3	8.2
241	Primary forest or wood raw materials	6.4	4.4	23.5	7.3
242	Sawmill or planing mill products	2.8	5.0	6.3	3.1
243	Millwork or prefabricated wood products or plywood or veneer	3.6	3.0	6.1	3.3
244	Wooden containers	6.8	5.5	9.2	12.7
249	Miscellaneous wood products	9.4	6.3	7.7	5.2
251	Household or office furniture	3.9	5.1	4.9	7.3
253	Public building or related furniture	8.6	7.3	25.6	6.6
254	Lockers, partitions, or shelving	8.6	7.8	14.6	5.6
259	Miscellaneous furniture or fixtures	13.7	10.3	11.3	8.1
261	Pulp or pulp mill products	9.2	12.3	13.5	39.9
262	Paper	2.1	2.3	3.2	10.1
263	Fibreboard, paperboard, or pulpboard	3.2	3.9	2.6	11.5
264	Converted paper or paperboard products	2.9	4.2	4.7	11.1
265	Containers or boxes, paperboard, fibreboard, or pulpboard	3.9	4.4	6.8	6.6
266	Building paper or building board	10.9	7.2	7.3	12.0
271	Newspapers	(S)	(S)	(S)	-
272	Periodicals	(S)	(S)	(S)	-
273	Books	(S)	(S)	(S)	-
274	Miscellaneous printed matter	(S)	(S)	(S)	-
276	Manifold business forms	(S)	(S)	(S)	-
277	Greeting cards, seals, labels, or tags	(S)	(S)	(S)	-
278	Blankbooks, loose leaf binders, or devices	(S)	(S)	(S)	-
279	Service industries for printing trades	(S)	(S)	(S)	-
281	Industrial inorganic or organic chemicals	4.5	7.2	17.1	7.6
282	Plastic materials or synthetic fibres, resins or rubber	5.2	7.9	10.9	18.9
283	Drugs	6.7	16.5	22.9	4.7
284	Soap or other detergents, cleaning preparations, cosmetics, perfumes	5.5	6.7	8.1	7.8

Table B-5b. Estimated Coefficients of Variation for Shipment Characteristics by Three-Digit Commodity for the United States: 1993-Con.

STCC code	Commodity description	Value	Tons	Ton-miles	Average miles per shipment
	ALL COMMODITIES—Con.				
285	Paints, enamels, lacquers, shellacs, or varnishes	6.5	4.1	7.4	7.1
286	Gum or wood chemicals	13.9	16.3	17.9	21.8
287	Agricultural chemicals	4.3	9.1	13.2	13.9
289	Miscellaneous chemical products	5.0	12.5	3.8	6.9
291	Products of petroleum refining	4.4	4.5	8.9	47.5
295	Paving or roofing materials	12.6	12.4	33.7	6.5
299	Miscellaneous coal or petroleum products	10.4	16.7	13.7	11.4
301	Rubber tires or inner tubes	17.0	16.7	12.4	10.5
302	Rubber or plastic footwear	26.3	19.0	23.9	6.4
303	Reclaimed rubber	39.0	36.1	(S)	(S)
304	Rubber or plastic hose or belting	7.4	8.8	9.8	6.4
306	Miscellaneous fabricated rubber products	3.5	5.6	6.6	7.0
307	Miscellaneous plastic products	2.1	1.6	2.3	8.9
311	Leather	16.1	9.3	22.2	5.2
312	Industrial leather belting	38.3	36.8	57.5	(S)
313	Boot or shoe cut stock or findings	(S)	39.0	(S)	(S)
314	Footwear, leather, or other materials	10.4	10.2	11.4	5.6
315	Leather gloves or mittens	16.9	11.9	18.2	11.0
316	Luggage or handbags, leather, or other materials	12.8	21.9	16.8	9.7
319	Leather goods, nec	15.9	20.5	19.4	7.0
321	Flat glass	5.2	4.9	9.6	8.2
322	Glass and glassware, pressed or blown	5.8	4.6	6.0	12.7
324	Hydraulic cement	5.7	7.5	5.9	8.0
325	Structural clay products	4.9	6.9	6.0	8.5
326	Pottery or related products	5.1	7.2	10.2	4.2
327	Concrete, gypsum, or plaster products	1.6	2.9	6.0	18.1
328	Cut stone or stone products	11.0	13.7	27.0	10.6
329	Abrasive, asbestos products or miscellaneous nonmetallic mineral products	24.5	8.7	7.3	8.8
331	Steel works, rolling mill, or other reduction plant products	3.1	4.2	6.3	6.5
332	Iron or steel castings	6.5	5.8	9.4	10.0
333	Nonferrous metal primary smelted products	11.4	8.6	13.5	10.2
335	Nonferrous metal basic shapes	3.1	3.8	5.7	5.0
336	Nonferrous metal or nonferrous metal base alloy castings	7.4	8.7	9.5	10.9
339	Miscellaneous primary metal products	7.4	11.1	7.7	12.6
341	Metal cans	5.3	4.1	5.0	12.3
342	Cutlery, hand tools, or general hardware	3.6	3.7	3.8	5.2
343	Plumbing fixtures or heating apparatus	6.4	3.6	5.3	10.0
344	Fabricated structural metal products	3.3	3.6	4.0	5.1
345	Bolts, nuts, screws, rivets, washers, or other industrial fasteners	2.3	5.5	4.0	5.1
346	Metal stampings	7.7	9.4	8.5	9.7
348	Miscellaneous fabricated wire products	5.6	5.9	7.6	4.7
349	Miscellaneous fabricated metal products	3.4	5.8	4.6	3.6
351	Engines or turbines	11.4	14.3	14.3	11.8
352	Farm machinery or equipment	4.6	3.5	10.3	5.3
353	Construction, mining or materials handling machinery or equipment	7.3	4.6	6.1	9.4
354	Metalworking machinery or equipment	10.1	16.2	19.3	10.1
355	Special industry machinery	3.4	4.2	5.7	6.3
356	General industrial machinery or equipment	5.0	4.3	5.7	8.1
357	Office, computing, or accounting machines	8.1	11.0	11.9	8.1
358	Service industry machines	9.4	7.8	9.5	5.5
359	Miscellaneous machinery or parts	46.7	27.8	41.3	14.1
361	Electrical transmission or distribution equipment	6.2	7.6	7.8	7.0
362	Electrical industrial apparatus	3.1	4.6	8.1	4.9
363	Household appliances	10.1	13.0	14.6	11.9
364	Electric lighting or wire equipment	4.3	5.1	8.5	3.2
365	Radio or television receiving sets	16.5	18.0	20.3	7.1
366	Communication equipment	7.2	8.5	14.2	6.0
367	Electronic components or accessories	5.3	5.4	12.2	4.3
369	Miscellaneous electrical machinery, equipment, or supplies	5.5	9.8	17.2	9.7
371	Motor vehicles or equipment	5.7	4.1	9.1	5.7
372	Aircraft or parts	7.9	13.7	16.9	8.9
373	Ships or boats	11.4	18.2	12.3	6.5
374	Railroad equipment	31.9	12.6	9.7	5.1
375	Motorcycles, bicycles, or parts	24.0	23.8	21.5	8.5
376	Guided missile or space vehicle parts, nec	33.7	(S)	(S)	(S)
379	Miscellaneous transportation equipment	14.4	10.7	19.4	9.9
381	Engineering, laboratory, or scientific instruments	5.9	7.9	7.4	8.8
382	Measuring, controlling, or indicating instruments	9.2	16.9	12.1	3.1
383	Optical instruments or lenses	28.9	40.8	28.5	9.8
384	Surgical, medical, or dental instruments or supplies	3.6	16.4	14.0	4.0
385	Ophthalmic or opticians goods	12.0	20.2	20.9	5.3
386	Photographic equipment or supplies	19.6	20.6	36.6	5.5
387	Watches, clocks, clockwork operated devices, or parts	16.0	10.5	14.0	5.3
391	Jewelry, silverware, or plated ware	8.1	18.7	15.7	10.5
393	Musical instruments or parts	13.9	17.5	17.8	6.1
394	Toys, amusements, sporting or athletic goods	16.3	22.8	16.1	2.7
395	Pens, pencils, or other office materials, or artists' materials	8.9	14.0	11.1	11.4
396	Costume jewelry, buttons, novelties, or notions	11.5	12.2	20.6	10.4
399	Miscellaneous manufactured products	25.8	10.8	8.3	6.4
401	Ashes	46.3	46.8	46.5	40.3
402	Waste or scrap	8.1	10.8	6.0	5.9
411	Miscellaneous freight shipments	10.0	12.9	9.2	8.8
412	Special commodities not taken in regular freight service	30.1	39.7	(S)	(S)
429	Containers, carriers or devices, shipping, returned empty	20.8	16.3	29.1	24.2
489	Hazardous materials	24.6	13.0	17.6	33.4
--	Commodity Unknown	13.1	12.1	22.9	9.8

Note: For description of the development and uses of measures of reliability, see Appendix B, Reliability of the Data.

– Represents data cell equal to zero or less than 1 unit of measure.

(D) Denotes figures withheld to avoid disclosing data for individual companies.

(S) Data do not meet publication standards due to high sampling variability or other reasons.

Table B-6a. **Measures of Reliability for Shipment Characteristics by Two-Digit Commodity and Mode of Transportation for the United States: 1993**

STCC code, description, and mode of transportation	Value		Tons		Ton-miles		Average miles per shipment—coefficient of variation
	Coefficient of variation of number	Standard error of percentage	Coefficient of variation of number	Standard error of percentage	Coefficient of variation of number	Standard error of percentage	
ALL COMMODITIES							
Total6	—	1.5	—	3.4	—	3.9
Single Modes							
Parcel, U.S. Postal Service, or courier	1.8	.1	2.4	—	3.6	—	3.3
Private truck	2.3	.6	1.2	.5	2.7	.3	1.0
For-hire truck8	.3	2.9	.8	1.5	.7	2.1
Air	13.0	—	36.4	—	16.1	—	9.0
Rail	3.1	.1	5.1	.6	5.4	1.0	2.4
Inland water	6.5	—	6.4	.3	10.8	.7	(S)
Great Lakes	49.4	—	18.6	.1	21.0	.1	15.2
Deep sea water	44.6	—	(S)	—	(S)	—	(S)
Pipeline	7.6	.1	8.1	.4	(S)	(S)	(S)
Multiple Modes							
Private truck and for-hire truck	26.4	.1	19.4	.1	24.5	—	18.5
Truck and air	7.0	.2	9.9	—	6.6	—	3.7
Truck and rail	11.7	.2	8.7	—	8.7	.1	9.4
Truck and water	13.8	—	14.6	.1	14.5	.3	7.3
Truck and pipeline	50.0	—	(S)	—	(S)	—	(S)
Rail and water	25.5	—	16.9	.1	19.8	.5	13.2
Inland water and Great Lakes	47.7	—	40.3	.1	(S)	(S)	(S)
Inland water and deep sea	14.3	—	22.4	.3	13.7	.5	8.2
Other Modes							
Other and unknown modes	4.3	.2	9.6	.5	11.2	.5	14.4
STCC 01, FARM PRODUCTS							
Total	3.0	—	4.7	—	10.4	—	10.9
Single Modes							
Parcel, U.S. Postal Service, or courier	13.8	.1	16.3	—	17.6	—	4.9
Private truck	4.4	1.3	2.7	1.1	14.1	.5	5.3
For-hire truck	4.3	1.3	2.6	1.2	3.8	1.8	6.9
Air	(S)	—	(S)	—	(S)	—	(S)
Rail	10.1	1.1	11.4	2.0	13.1	4.2	7.0
Inland water	16.8	1.2	16.2	2.0	21.8	4.6	9.4
Great Lakes	(S)	—	(S)	—	(S)	.4	(S)
Deep sea water	—	—	—	—	—	—	—
Pipeline	—	—	—	—	—	—	—
Multiple Modes							
Private truck and for-hire truck	27.9	.1	34.0	.1	25.5	—	(S)
Truck and air	31.4	.1	27.8	—	40.0	—	6.5
Truck and rail	14.9	.1	22.5	—	24.4	.2	24.2
Truck and water	30.0	—	(S)	(S)	33.9	.1	43.2
Truck and pipeline	—	—	—	—	—	—	—
Rail and water	(S)	(S)	(S)	(S)	(S)	(S)	(S)
Inland water and Great Lakes	(S)	—	(S)	(S)	(S)	.3	(S)
Inland water and deep sea	(S)	(S)	(S)	(S)	(S)	(S)	(S)
Other Modes							
Other and unknown modes	12.8	.9	17.5	1.6	46.1	2.0	32.9
STCC 08, FOREST PRODUCTS							
Total	22.9	—	15.6	—	19.4	—	25.6
Single Modes							
Parcel, U.S. Postal Service, or courier	(D)	(D)	(D)	(D)	(D)	(D)	(D)
Private truck	(D)	(D)	(D)	(D)	(D)	(D)	(D)
For-hire truck	14.5	8.1	18.0	6.3	23.2	5.9	20.0
Air	—	—	—	—	—	—	—
Rail	(D)	(D)	(D)	(D)	(D)	(D)	(D)
Inland water	—	—	—	—	—	—	—
Great Lakes	—	—	—	—	—	—	—
Deep sea water	—	—	—	—	—	—	—
Pipeline	—	—	—	—	—	—	—
Multiple Modes							
Private truck and for-hire truck	100.0	—	(S)	(S)	(S)	.1	(S)
Truck and air	(S)	.1	98.5	—	(S)	—	(S)
Truck and rail	(S)	(S)	(S)	—	(S)	.6	(S)
Truck and water	100.0	—	(S)	—	(S)	.1	(S)
Truck and pipeline	—	—	—	—	—	—	—
Rail and water	—	—	—	—	—	—	—
Inland water and Great Lakes	—	—	—	—	—	—	—
Inland water and deep sea	(S)	(S)	(S)	—	(S)	.1	(S)
Other Modes							
Other and unknown modes	(S)	(S)	36.9	1.7	45.8	1.7	26.3

Table B-6a. **Measures of Reliability for Shipment Characteristics by Two-Digit Commodity and Mode of Transportation for the United States: 1993—Con.**

STCC code, description, and mode of transportation	Value		Tons		Ton-miles		Average miles per shipment—coefficient of variation
	Coefficient of variation of number	Standard error of percentage	Coefficient of variation of number	Standard error of percentage	Coefficient of variation of number	Standard error of percentage	
STCC 09, FRESH FISH OR OTHER MARINE PRODUCTS							
Total	9.1	—	10.2	—	14.0	—	18.7
Single Modes							
Parcel, U.S. Postal Service, or courier	(D)	(D)	(D)	(D)	(D)	(D)	(D)
Private truck	13.9	5.1	13.6	4.9	19.8	3.6	18.6
For-hire truck	19.0	3.5	19.0	4.3	19.0	5.4	8.7
Air	(D)	(D)	(D)	(D)	(D)	(D)	(D)
Rail	(S)	(S)	(S)	(S)	(S)	(S)	(S)
Inland water	(S)	—	(S)	(S)	(S)	(S)	(S)
Great Lakes	—	—	—	—	—	—	—
Deep sea water	(S)	(S)	(S)	(S)	(S)	.1	(S)
Pipeline	—	—	—	—	—	—	—
Multiple Modes							
Private truck and for-hire truck	(D)	(D)	(D)	(D)	(D)	(D)	(D)
Truck and air	23.0	.6	20.0	.3	23.1	1.3	6.6
Truck and rail	(D)	(D)	(D)	(D)	(D)	(D)	(D)
Truck and water	(D)	(D)	(D)	(D)	(D)	(D)	(D)
Truck and pipeline	—	—	—	—	—	—	—
Rail and water	—	—	—	—	—	—	—
Inland water and Great Lakes	—	—	—	—	—	—	—
Inland water and deep sea	(S)	(S)	(S)	(S)	44.1	5.7	18.2
Other Modes							
Other and unknown modes	33.7	2.7	33.8	2.9	39.8	2.9	38.9
STCC 10, METALLIC ORES							
Total	17.1	—	24.4	—	28.0	—	10.9
Single Modes							
Parcel, U.S. Postal Service, or courier	45.1	1.6	33.5	—	33.9	—	15.7
Private truck	(D)	(D)	(D)	(D)	(D)	(D)	(D)
For-hire truck	24.2	6.1	16.3	2.6	24.4	1.6	12.6
Air	100.0	—	100.0	—	100.0	—	(S)
Rail	18.6	4.2	23.6	8.9	29.6	6.2	11.6
Inland water	(S)	(S)	(S)	—	(S)	.2	(S)
Great Lakes	(S)	(S)	(S)	(S)	(S)	(S)	(S)
Deep sea water	—	—	—	—	—	—	—
Pipeline	—	—	—	—	—	—	—
Multiple Modes							
Private truck and for-hire truck	—	—	—	—	—	—	—
Truck and air	40.2	1.9	28.5	—	29.6	—	10.7
Truck and rail	(D)	(D)	(D)	(D)	(D)	(D)	(D)
Truck and water	(D)	(D)	(D)	(D)	(D)	(D)	(D)
Truck and pipeline	—	—	—	—	—	—	—
Rail and water	(S)	(S)	(S)	(S)	(S)	(S)	(S)
Inland water and Great Lakes	(D)	(D)	(D)	(D)	(D)	(D)	(D)
Inland water and deep sea	(D)	(D)	(D)	(D)	(D)	(D)	(D)
Other Modes							
Other and unknown modes	(S)	(S)	39.0	11.1	(S)	(S)	(S)
STCC 11, COAL							
Total	6.6	—	7.3	—	8.2	—	13.3
Single Modes							
Parcel, U.S. Postal Service, or courier	(D)	(D)	(D)	(D)	(D)	(D)	(D)
Private truck	(D)	(D)	(D)	(D)	(D)	(D)	(D)
For-hire truck	13.1	1.8	25.5	2.9	11.0	.2	19.6
Air	—	—	—	—	—	—	—
Rail	8.7	2.1	7.5	2.3	9.2	2.3	8.5
Inland water	16.7	1.5	14.1	.8	17.0	.9	14.7
Great Lakes	—	—	—	—	—	—	—
Deep sea water	—	—	—	—	—	—	—
Pipeline	—	—	—	—	—	—	—
Multiple Modes							
Private truck and for-hire truck	(D)	(D)	(D)	(D)	(D)	(D)	(D)
Truck and air	—	—	—	—	—	—	—
Truck and rail	(D)	(D)	(D)	(D)	(D)	(D)	(D)
Truck and water	7.2	.1	7.1	.1	8.8	.2	4.7
Truck and pipeline	—	—	—	—	—	—	—
Rail and water	(D)	(D)	(D)	(D)	(D)	(D)	(D)
Inland water and Great Lakes	(D)	(D)	(D)	(D)	(D)	(D)	(D)
Inland water and deep sea	35.7	—	37.4	—	35.5	.1	21.2
Other Modes							
Other and unknown modes	9.3	.6	11.1	.8	23.5	.5	26.6

Table B-6a. **Measures of Reliability for Shipment Characteristics by Two-Digit Commodity and Mode of Transportation for the United States: 1993—Con.**

STCC code, description, and mode of transportation	Value		Tons		Ton-miles		Average miles per shipment—coefficient of variation
	Coefficient of variation of number	Standard error of percentage	Coefficient of variation of number	Standard error of percentage	Coefficient of variation of number	Standard error of percentage	
STCC 13, CRUDE PETROLEUM, NATURAL GAS, OR GASOLINE							
Total	(S)	(S)	(S)	(S)	(S)	(S)	(S)
Single Modes							
Parcel, U.S. Postal Service, or courier	52.6	—	68.7	—	66.8	—	(S)
Private truck	(S)	(S)	(S)	(S)	(S)	(S)	(S)
For-hire truck	(S)	(S)	(S)	(S)	(S)	(S)	(S)
Air	—	—	—	—	—	—	—
Rail	(S)	—	(S)	—	(S)	1.1	(S)
Inland water	(D)	(D)	(D)	(D)	(D)	(D)	(D)
Great Lakes	—	—	—	—	—	—	—
Deep sea water	—	—	—	—	—	—	—
Pipeline	(S)	(S)	(S)	(S)	(S)	(S)	(S)
Multiple Modes							
Private truck and for-hire truck	(S)	(S)	(S)	(S)	(S)	.2	(S)
Truck and air	—	—	—	—	—	—	—
Truck and rail	—	—	—	—	—	—	—
Truck and water	(D)	(D)	(D)	(D)	(D)	(D)	(D)
Truck and pipeline	(D)	(D)	(D)	(D)	(D)	(D)	(D)
Rail and water	—	—	—	—	—	—	—
Inland water and Great Lakes	—	—	—	—	—	—	—
Inland water and deep sea	(D)	(D)	(D)	(D)	(D)	(D)	(D)
Other Modes							
Other and unknown modes	(S)	(S)	(S)	(S)	(S)	(S)	(S)
STCC 14, NONMETALLIC MINERALS							
Total	6.0	—	3.0	—	7.5	—	45.6
Single Modes							
Parcel, U.S. Postal Service, or courier	(S)	(S)	44.5	—	(S)	—	(S)
Private truck	7.0	1.4	4.3	1.2	10.0	2.7	10.6
For-hire truck	4.6	1.6	2.9	1.2	4.0	1.4	5.2
Air	—	—	—	—	—	—	—
Rail	12.3	1.5	13.8	.9	8.4	2.2	5.8
Inland water	32.6	.8	25.9	.5	45.0	2.8	25.3
Great Lakes	(D)	(D)	(D)	(D)	(D)	(D)	(D)
Deep sea water	97.4	—	95.4	—	95.4	—	(S)
Pipeline	—	—	—	—	—	—	—
Multiple Modes							
Private truck and for-hire truck	31.5	.1	22.9	.1	21.8	—	13.2
Truck and air	(S)	—	(S)	—	(S)	.1	(S)
Truck and rail	(D)	(D)	(D)	(D)	(D)	(D)	(D)
Truck and water	28.7	.1	29.2	.2	29.8	1.3	19.8
Truck and pipeline	—	—	—	—	—	—	—
Rail and water	(D)	(D)	(D)	(D)	(D)	(D)	(D)
Inland water and Great Lakes	(D)	(D)	(D)	(D)	(D)	(D)	(D)
Inland water and deep sea	(S)	(S)	(S)	(S)	(S)	(S)	(S)
Other Modes							
Other and unknown modes	12.7	.4	13.2	.4	48.4	1.7	32.2
STCC 19, ORDNANCE OR ACCESSORIES							
Total	14.5	—	12.4	—	13.0	—	2.5
Single Modes							
Parcel, U.S. Postal Service, or courier	10.3	2.3	12.9	1.2	11.5	1.4	2.9
Private truck	20.6	1.5	(S)	(S)	(S)	(S)	(S)
For-hire truck	20.2	5.2	16.8	5.5	19.0	6.8	4.3
Air	(D)	(D)	(D)	(D)	(D)	(D)	(D)
Rail	47.4	3.5	35.8	5.4	40.2	7.1	13.5
Inland water	—	—	—	—	—	—	—
Great Lakes	—	—	—	—	—	—	—
Deep sea water	—	—	—	—	—	—	—
Pipeline	—	—	—	—	—	—	—
Multiple Modes							
Private truck and for-hire truck	(S)	—	100.0	—	100.0	—	(S)
Truck and air	(D)	(D)	(D)	(D)	(D)	(D)	(D)
Truck and rail	(S)	—	(S)	—	(S)	2	(S)
Truck and water	(S)	—	(S)	—	(S)	(S)	(S)
Truck and pipeline	—	—	—	—	—	—	—
Rail and water	—	—	—	—	—	—	—
Inland water and Great Lakes	—	—	—	—	—	—	—
Inland water and deep sea	—	—	—	—	—	—	—
Other Modes							
Other and unknown modes	(D)	(D)	(D)	(D)	(D)	(D)	(D)

Table B-6a. **Measures of Reliability for Shipment Characteristics by Two-Digit Commodity and Mode of Transportation for the United States: 1993—Con.**

STCC code, description, and mode of transportation	Value		Tons		Ton-miles		Average miles per shipment—coefficient of variation
	Coefficient of variation of number	Standard error of percentage	Coefficient of variation of number	Standard error of percentage	Coefficient of variation of number	Standard error of percentage	
STCC 20, FOOD OR KINDRED PRODUCTS							
Total	1.9	—	.8	—	1.9	—	3.6
Single Modes							
Parcel, U.S. Postal Service, or courier	21.9	.1	21.1	—	16.4	—	7.3
Private truck	2.3	.9	1.9	1.0	1.8	.6	2.1
For-hire truck	3.5	.9	2.5	.7	2.5	.9	3.7
Air	(D)	(D)	(D)	(D)	(D)	(D)	(D)
Rail	3.2	.1	3.1	.3	2.8	.5	2.2
Inland water	28.0	.1	27.1	.3	44.6	.7	15.9
Great Lakes	—	—	—	—	—	—	—
Deep sea water	(S)	—	(S)	—	(S)	—	(S)
Pipeline	—	—	—	—	—	—	—
Multiple Modes							
Private truck and for-hire truck	16.7	—	25.8	—	15.2	—	(S)
Truck and air	20.3	—	23.9	—	29.6	—	3.8
Truck and rail	17.8	.1	16.2	—	18.0	.2	40.7
Truck and water	6.7	—	26.5	.1	13.2	.1	12.0
Truck and pipeline	—	—	—	—	—	—	—
Rail and water	(S)	—	(S)	—	(S)	.2	(S)
Inland water and Great Lakes	(D)	(D)	(D)	(D)	(D)	(D)	(D)
Inland water and deep sea	32.6	.1	37.8	.2	34.3	.6	19.4
Other Modes							
Other and unknown modes	8.4	.1	11.0	.2	27.4	.7	22.4
STCC 21, TOBACCO PRODUCTS, EXCLUDING INSECTICIDES							
Total	9.9	—	9.0	—	10.9	—	14.2
Single Modes							
Parcel, U.S. Postal Service, or courier	(S)	(S)	23.1	.1	34.9	.8	10.0
Private truck	9.9	3.6	11.0	2.2	26.5	3.2	4.0
For-hire truck	14.9	4.5	7.3	3.4	8.1	4.9	28.0
Air	100.0	—	100.0	—	100.0	—	(S)
Rail	(S)	(S)	(S)	(S)	(S)	(S)	(S)
Inland water	—	—	—	—	—	—	—
Great Lakes	—	—	—	—	—	—	—
Deep sea water	—	—	—	—	—	—	—
Pipeline	—	—	—	—	—	—	—
Multiple Modes							
Private truck and for-hire truck	40.5	.1	43.0	.1	49.2	.2	21.6
Truck and air	(D)	(D)	(D)	(D)	(D)	(D)	(D)
Truck and rail	(D)	(D)	(D)	(D)	(D)	(D)	(D)
Truck and water	(D)	(D)	(D)	(D)	(D)	(D)	(D)
Truck and pipeline	—	—	—	—	—	—	—
Rail and water	—	—	—	—	—	—	—
Inland water and Great Lakes	—	—	—	—	—	—	—
Inland water and deep sea	—	—	—	—	—	—	—
Other Modes							
Other and unknown modes	(S)	(S)	(S)	(S)	46.1	.1	(S)
STCC 22, TEXTILE MILL PRODUCTS							
Total	4.2	—	4.5	—	4.7	—	7.7
Single Modes							
Parcel, U.S. Postal Service, or courier	12.8	.9	10.1	.2	19.7	.6	8.4
Private truck	2.9	1.3	3.5	1.3	3.7	.8	7.6
For-hire truck	7.2	1.6	7.1	1.5	6.6	1.7	5.4
Air	(S)	—	(S)	—	(S)	—	(S)
Rail	(D)	(D)	(D)	(D)	(D)	(D)	(D)
Inland water	—	—	—	—	—	—	—
Great Lakes	—	—	—	—	—	—	—
Deep sea water	—	—	—	—	—	—	—
Pipeline	—	—	—	—	—	—	—
Multiple Modes							
Private truck and for-hire truck	20.3	.1	21.3	.1	34.6	.2	12.8
Truck and air	23.5	.1	15.5	—	21.1	.1	2.6
Truck and rail	34.8	.1	43.5	.1	42.1	.4	6.9
Truck and water	(S)	(S)	46.4	—	42.1	.1	45.5
Truck and pipeline	—	—	—	—	—	—	—
Rail and water	—	—	—	—	—	—	—
Inland water and Great Lakes	—	—	—	—	—	—	—
Inland water and deep sea	(D)	(D)	(D)	(D)	(D)	(D)	(D)
Other Modes							
Other and unknown modes	26.9	.9	18.3	.5	16.3	.4	13.5

Table B-6a. **Measures of Reliability for Shipment Characteristics by Two-Digit Commodity and Mode of Transportation for the United States: 1993—Con.**

STCC code, description, and mode of transportation	Value		Tons		Ton-miles		Average miles per shipment—coefficient of variation
	Coefficient of variation of number	Standard error of percentage	Coefficient of variation of number	Standard error of percentage	Coefficient of variation of number	Standard error of percentage	
STCC 23, APPAREL OR OTHER FINISHED TEXTILE PRODUCTS							
Total	6.8	—	9.1	—	11.2	—	2.8
Single Modes							
Parcel, U.S. Postal Service, or courier	4.6	.9	3.9	.6	5.2	.9	3.0
Private truck	(D)	(D)	(D)	(D)	(D)	(D)	(D)
For-hire truck	8.2	1.5	10.6	1.3	10.8	1.7	2.5
Air	(S)	(S)	(S)	—	(S)	.1	(S)
Rail	(S)	(S)	33.7	.2	44.4	.9	41.1
Inland water	(S)	—	100.0	—	100.0	—	(S)
Great Lakes	—	—	—	—	—	—	—
Deep sea water	(S)	—	100.0	—	100.0	—	(S)
Pipeline	—	—	—	—	—	—	—
Multiple Modes							
Private truck and for-hire truck	(D)	(D)	(D)	(D)	(D)	(D)	(D)
Truck and air	21.1	.3	12.7	.1	17.0	.4	2.2
Truck and rail	47.2	.1	47.2	.1	46.7	.5	17.5
Truck and water	(S)	—	(S)	—	(S)	—	(S)
Truck and pipeline	—	—	—	—	—	—	—
Rail and water	—	—	—	—	—	—	—
Inland water and Great Lakes	—	—	—	—	—	—	—
Inland water and deep sea	36.3	—	23.9	—	24.9	—	17.8
Other Modes							
Other and unknown modes	14.7	.3	9.3	.3	12.2	.4	12.0
STCC 24, LUMBER OR WOOD PRODUCTS, EXCLUDING FURNITURE							
Total	3.0	—	3.2	—	9.2	—	3.5
Single Modes							
Parcel, U.S. Postal Service, or courier	17.8	.2	20.0	—	10.2	—	4.7
Private truck	2.0	.9	2.8	.9	2.4	1.2	1.5
For-hire truck	3.3	.6	3.4	1.0	18.5	3.3	3.2
Air	(S)	—	46.5	—	49.8	—	24.8
Rail	4.9	.3	9.1	.5	6.6	2.0	5.8
Inland water	(S)	(S)	(S)	(S)	(S)	(S)	(S)
Great Lakes	—	—	—	—	—	—	—
Deep sea water	—	—	—	—	—	—	—
Pipeline	—	—	—	—	—	—	—
Multiple Modes							
Private truck and for-hire truck	25.1	.1	49.1	.7	(S)	(S)	(S)
Truck and air	(D)	(D)	(D)	(D)	(D)	(D)	(D)
Truck and rail	17.4	.1	18.6	—	21.0	.4	10.5
Truck and water	22.8	—	37.7	—	28.7	.1	20.1
Truck and pipeline	—	—	—	—	—	—	—
Rail and water	(D)	(D)	(D)	(D)	(D)	(D)	(D)
Inland water and Great Lakes	—	—	—	—	—	—	—
Inland water and deep sea	(D)	(D)	(D)	(D)	(D)	(D)	(D)
Other Modes							
Other and unknown modes	30.1	1.0	27.7	.8	19.0	.7	19.1
STCC 25, FURNITURE OR FIXTURES							
Total	2.9	—	3.8	—	4.1	—	6.0
Single Modes							
Parcel, U.S. Postal Service, or courier	5.7	.2	15.6	.2	19.2	.5	7.6
Private truck	5.3	1.5	3.7	1.0	11.2	1.3	8.6
For-hire truck	4.1	1.5	4.8	1.2	4.2	2.1	3.2
Air	37.1	—	38.4	—	35.4	—	17.6
Rail	(D)	(D)	(D)	(D)	(D)	(D)	(D)
Inland water	(D)	(D)	(D)	(D)	(D)	(D)	(D)
Great Lakes	—	—	—	—	—	—	—
Deep sea water	100.0	—	100.0	—	100.0	—	(S)
Pipeline	—	—	—	—	—	—	—
Multiple Modes							
Private truck and for-hire truck	(S)	(S)	(S)	(S)	34.2	.1	19.9
Truck and air	(D)	(D)	(D)	(D)	(D)	(D)	(D)
Truck and rail	22.2	—	24.9	—	27.9	.1	10.9
Truck and water	(S)	(S)	(S)	(S)	(S)	(S)	(S)
Truck and pipeline	—	—	—	—	—	—	—
Rail and water	—	—	—	—	—	—	—
Inland water and Great Lakes	—	—	—	—	—	—	—
Inland water and deep sea	45.9	—	(S)	(S)	(S)	(S)	(S)
Other Modes							
Other and unknown modes	16.1	.3	19.6	.4	24.4	.6	14.6

Table B-6a. **Measures of Reliability for Shipment Characteristics by Two-Digit Commodity and Mode of Transportation for the United States: 1993—Con.**

STCC code, description, and mode of transportation	Value		Tons		Ton-miles		Average miles per shipment—coefficient of variation
	Coefficient of variation of number	Standard error of percentage	Coefficient of variation of number	Standard error of percentage	Coefficient of variation of number	Standard error of percentage	
STCC 26, PULP, PAPER, OR ALLIED PRODUCTS							
Total	1.7	—	1.8	—	1.4	—	12.2
Single Modes							
Parcel, U.S. Postal Service, or courier	7.6	.4	10.0	—	10.3	—	15.5
Private truck	2.6	.5	4.0	.8	5.6	.4	5.9
For-hire truck	2.4	.5	1.8	.5	2.0	.8	22.8
Air	(D)	(D)	(D)	(D)	(D)	(D)	(D)
Rail	1.7	.2	2.3	.4	2.7	.9	2.2
Inland water	29.9	.1	21.5	.1	(S)	.1	(S)
Great Lakes	—	—	—	—	—	—	—
Deep sea water	(S)	—	85.3	—	84.3	—	(S)
Pipeline	—	—	—	—	—	—	—
Multiple Modes							
Private truck and for-hire truck	49.6	.1	(S)	(S)	43.7	—	(S)
Truck and air	(S)	(S)	(S)	(S)	(S)	.2	(S)
Truck and rail	12.1	.1	13.6	.1	15.3	.3	6.9
Truck and water	19.4	—	23.4	—	34.4	.2	16.7
Truck and pipeline	—	—	—	—	—	—	—
Rail and water	(D)	(D)	(D)	(D)	(D)	(D)	(D)
Inland water and Great Lakes	—	—	—	—	—	—	—
Inland water and deep sea	31.2	—	42.2	.1	40.2	.3	30.0
Other Modes							
Other and unknown modes	6.2	.1	10.8	.2	15.5	.6	(S)
STCC 27, PRINTED MATTER							
Total	(S)	(S)	(S)	(S)	(S)	(S)	—
Single Modes							
Parcel, U.S. Postal Service, or courier	(S)	(S)	(S)	(S)	(S)	(S)	—
Private truck	(S)	(S)	(S)	(S)	(S)	(S)	—
For-hire truck	(S)	(S)	(S)	(S)	(S)	(S)	—
Air	(S)	—	(S)	—	(S)	—	—
Rail	(S)	(S)	(S)	(S)	(S)	(S)	—
Inland water	—	—	—	—	—	—	—
Great Lakes	—	—	—	—	—	—	—
Deep sea water	—	—	—	—	—	—	—
Pipeline	—	—	—	—	—	—	—
Multiple Modes							
Private truck and for-hire truck	(S)	(S)	(S)	(S)	(S)	(S)	—
Truck and air	(S)	(S)	(S)	(S)	(S)	(S)	—
Truck and rail	(S)	(S)	(S)	(S)	(S)	(S)	—
Truck and water	(S)	—	(S)	—	(S)	(S)	—
Truck and pipeline	—	—	—	—	—	—	—
Rail and water	—	—	—	—	—	—	—
Inland water and Great Lakes	—	—	—	—	—	—	—
Inland water and deep sea	(S)	—	51.0	—	68.4	—	—
Other Modes							
Other and unknown modes	(S)	(S)	(S)	(S)	(S)	(S)	—
STCC 28, CHEMICALS OR ALLIED PRODUCTS							
Total	2.2	—	5.1	—	8.9	—	7.8
Single Modes							
Parcel, U.S. Postal Service, or courier	6.0	.5	4.2	—	8.5	—	5.9
Private truck	4.6	1.1	5.9	1.9	5.0	.7	3.9
For-hire truck	4.0	1.1	3.3	1.1	2.3	1.5	3.0
Air	39.8	—	(S)	—	(S)	—	(S)
Rail	8.4	.8	14.1	2.0	16.4	3.0	3.2
Inland water	14.4	.2	13.3	.5	17.9	1.2	(S)
Great Lakes	—	—	—	—	—	—	—
Deep sea water	—	—	—	—	—	—	—
Pipeline	23.0	.2	22.2	1.1	(S)	(S)	(S)
Multiple Modes							
Private truck and for-hire truck	35.5	.1	40.9	.2	(S)	.4	(S)
Truck and air	15.1	.3	40.0	—	19.0	—	3.3
Truck and rail	34.8	.3	20.9	.1	24.3	.4	7.1
Truck and water	22.8	—	39.3	.3	30.2	.4	13.4
Truck and pipeline	(D)	(D)	(D)	(D)	(D)	(D)	(D)
Rail and water	(S)	—	(S)	(S)	(S)	.1	(S)
Inland water and Great Lakes	(D)	(D)	(D)	(D)	(D)	(D)	(D)
Inland water and deep sea	27.5	.1	45.9	.8	26.9	1.3	11.8
Other Modes							
Other and unknown modes	8.3	.2	25.3	1.1	27.5	1.4	16.9

Table B-6a. **Measures of Reliability for Shipment Characteristics by Two-Digit Commodity and Mode of Transportation for the United States: 1993—Con.**

STCC code, description, and mode of transportation	Value		Tons		Ton-miles		Average miles per shipment—coefficient of variation
	Coefficient of variation of number	Standard error of percentage	Coefficient of variation of number	Standard error of percentage	Coefficient of variation of number	Standard error of percentage	
STCC 29, PETROLEUM OR COAL PRODUCTS							
Total	4.2	—	4.1	—	7.8	—	43.8
Single Modes							
Parcel, U.S. Postal Service, or courier	23.8	—	15.6	—	41.7	—	23.8
Private truck	7.7	2.1	7.2	2.0	5.4	.7	2.5
For-hire truck	15.9	2.5	15.3	2.5	10.0	1.2	9.7
Air	50.8	—	39.8	—	52.8	—	(S)
Rail	7.7	.3	16.2	.9	11.4	1.8	6.1
Inland water	10.5	.6	10.6	.8	22.0	1.8	(S)
Great Lakes	(D)	(D)	(D)	(D)	(D)	(D)	(D)
Deep sea water	—	—	—	—	—	—	—
Pipeline	7.3	1.3	4.9	.9	(S)	(S)	(S)
Multiple Modes							
Private truck and for-hire truck	(S)	(S)	(S)	(S)	46.2	.1	22.4
Truck and air	33.3	—	40.5	—	29.4	—	13.0
Truck and rail	41.4	—	(S)	(S)	46.4	.1	(S)
Truck and water	43.5	.4	(S)	(S)	(S)	(S)	(S)
Truck and pipeline	(S)	(S)	(S)	(S)	(S)	.4	(S)
Rail and water	(D)	(D)	(D)	(D)	(D)	(D)	(D)
Inland water and Great Lakes	(S)	(S)	(S)	(S)	(S)	(S)	(S)
Inland water and deep sea	20.9	.8	25.4	1.1	17.6	3.2	16.4
Other Modes							
Other and unknown modes	12.9	.5	14.8	.6	28.6	1.3	22.7
STCC 30, RUBBER OR MISCELLANEOUS PLASTICS PRODUCTS							
Total	3.7	—	4.5	—	2.9	—	7.4
Single Modes							
Parcel, U.S. Postal Service, or courier	4.5	.4	6.3	.1	10.0	.2	7.5
Private truck	4.6	.9	7.9	1.3	6.4	.5	5.0
For-hire truck	5.2	1.4	4.3	1.5	3.3	2.0	3.9
Air	39.5	—	27.3	—	12.6	—	14.0
Rail	13.2	.2	11.1	.2	11.7	.5	5.7
Inland water	—	—	—	—	—	—	—
Great Lakes	—	—	—	—	—	—	—
Deep sea water	42.7	—	44.3	—	42.3	—	26.0
Pipeline	—	—	—	—	—	—	—
Multiple Modes							
Private truck and for-hire truck	33.0	—	37.8	—	39.6	—	30.9
Truck and air	16.3	.1	18.0	—	20.2	.1	3.8
Truck and rail	(S)	(S)	(S)	(S)	(S)	(S)	(S)
Truck and water	41.6	—	34.6	—	34.6	.1	24.2
Truck and pipeline	—	—	—	—	—	—	—
Rail and water	—	—	—	—	—	—	—
Inland water and Great Lakes	—	—	—	—	—	—	—
Inland water and deep sea	28.4	—	21.3	—	25.2	—	15.0
Other Modes							
Other and unknown modes	6.5	.2	7.4	.1	11.4	.2	17.0
STCC 31, LEATHER OR LEATHER PRODUCTS							
Total	8.4	—	6.2	—	8.2	—	5.5
Single Modes							
Parcel, U.S. Postal Service, or courier	6.9	1.8	9.9	1.7	12.2	2.0	6.8
Private truck	17.7	3.1	17.9	3.6	22.5	3.0	13.1
For-hire truck	13.5	3.8	10.3	3.5	11.2	3.3	6.0
Air	(S)	(S)	(S)	(S)	(S)	.5	(S)
Rail	(S)	(S)	(S)	(S)	(S)	(S)	(S)
Inland water	—	—	—	—	—	—	—
Great Lakes	—	—	—	—	—	—	—
Deep sea water	—	—	—	—	—	—	—
Pipeline	—	—	—	—	—	—	—
Multiple Modes							
Private truck and for-hire truck	(S)	—	(S)	—	73.1	—	(S)
Truck and air	19.4	.1	19.6	.1	20.2	.2	9.6
Truck and rail	(S)	(S)	(S)	(S)	(S)	.1	(S)
Truck and water	(S)	(S)	(S)	(S)	(S)	(S)	(S)
Truck and pipeline	—	—	—	—	—	—	—
Rail and water	—	—	—	—	—	—	—
Inland water and Great Lakes	—	—	—	—	—	—	—
Inland water and deep sea	(S)	—	100.0	—	(S)	.1	(S)
Other Modes							
Other and unknown modes	29.6	2.1	29.9	1.5	29.5	2.7	22.8

Table B-6a. **Measures of Reliability for Shipment Characteristics by Two-Digit Commodity and Mode of Transportation for the United States: 1993—Con.**

STCC code, description, and mode of transportation	Value		Tons		Ton-miles		Average miles per shipment—coefficient of variation
	Coefficient of variation of number	Standard error of percentage	Coefficient of variation of number	Standard error of percentage	Coefficient of variation of number	Standard error of percentage	
STCC 32, CLAY, CONCRETE, GLASS, OR STONE PRODUCTS							
Total	5.4	—	1.9	—	3.2	—	7.5
Single Modes							
Parcel, U.S. Postal Service, or courier	7.1	.5	12.7	—	15.5	.1	7.4
Private truck	(D)	(D)	(D)	(D)	(D)	(D)	(D)
For-hire truck	2.4	1.3	4.3	.9	2.7	1.6	7.2
Air	(D)	(D)	(D)	(D)	(D)	(D)	(D)
Rail	7.7	.2	8.7	.3	6.4	1.5	6.7
Inland water	42.9	.2	(S)	(S)	41.3	3.3	22.1
Great Lakes	47.7	—	48.2	1.7	47.1	.4	25.9
Deep sea water	—	—	—	—	—	—	—
Pipeline	(S)	—	(S)	—	67.0	—	(S)
Multiple Modes							
Private truck and for-hire truck	(D)	(D)	(D)	(D)	(D)	(D)	(D)
Truck and air	(D)	(D)	(D)	(D)	(D)	(D)	(D)
Truck and rail	(D)	(D)	(D)	(D)	(D)	(D)	(D)
Truck and water	(D)	(D)	(D)	(D)	(D)	(D)	(D)
Truck and pipeline	—	—	—	—	—	—	—
Rail and water	(S)	—	(S)	—	100.0	—	(S)
Inland water and Great Lakes	—	—	—	—	—	—	—
Inland water and deep sea	(D)	(D)	(D)	(D)	(D)	(D)	(D)
Other Modes							
Other and unknown modes	12.8	.3	10.8	.2	15.5	.6	22.1
STCC 33, PRIMARY METAL PRODUCTS							
Total	1.8	—	3.4	—	4.5	—	4.6
Single Modes							
Parcel, U.S. Postal Service, or courier	6.7	.2	6.0	—	6.5	—	4.4
Private truck	2.8	.7	4.0	1.3	5.2	.5	6.3
For-hire truck	1.7	.9	3.9	.9	2.7	1.6	5.7
Air	23.7	—	23.2	—	19.9	—	11.1
Rail	7.3	.5	9.2	1.1	10.2	1.6	5.1
Inland water	30.9	.1	26.9	.3	29.3	.7	13.4
Great Lakes	—	—	—	—	—	—	—
Deep sea water	100.0	—	100.0	—	100.0	—	(S)
Pipeline	—	—	—	—	—	—	—
Multiple Modes							
Private truck and for-hire truck	15.5	—	19.0	—	48.7	—	20.0
Truck and air	(D)	(D)	(D)	(D)	(D)	(D)	(D)
Truck and rail	(S)	(S)	(S)	(S)	42.0	.6	11.1
Truck and water	19.7	—	22.0	—	21.4	.2	8.2
Truck and pipeline	—	—	—	—	—	—	—
Rail and water	(D)	(D)	(D)	(D)	(D)	(D)	(D)
Inland water and Great Lakes	(S)	(S)	(S)	(S)	(S)	.6	(S)
Inland water and deep sea	(S)	(S)	(S)	(S)	(S)	.1	(S)
Other Modes							
Other and unknown modes	7.2	.1	19.9	.3	10.1	.2	9.6
STCC 34, FABRICATED METAL PRODUCTS							
Total	2.5	—	2.8	—	2.3	—	2.8
Single Modes							
Parcel, U.S. Postal Service, or courier	2.5	.3	4.1	.1	5.6	.1	2.1
Private truck	2.6	.6	4.7	1.2	3.0	.5	4.1
For-hire truck	3.2	.7	3.2	1.3	2.0	.7	2.1
Air	22.9	—	17.0	—	21.2	—	6.1
Rail	16.0	.2	17.9	.5	17.3	1.0	11.2
Inland water	39.9	.1	43.8	.2	(S)	.4	(S)
Great Lakes	—	—	—	—	—	—	—
Deep sea water	(S)	—	100.0	—	100.0	—	(S)
Pipeline	—	—	—	—	—	—	—
Multiple Modes							
Private truck and for-hire truck	22.5	—	48.0	.1	36.0	—	14.3
Truck and air	9.1	.1	10.2	—	11.9	—	2.3
Truck and rail	16.7	—	34.5	.1	18.5	.2	12.2
Truck and water	(D)	(D)	(D)	(D)	(D)	(D)	(D)
Truck and pipeline	—	—	—	—	—	—	—
Rail and water	—	—	—	—	—	—	—
Inland water and Great Lakes	—	—	—	—	—	—	—
Inland water and deep sea	(D)	(D)	(D)	(D)	(D)	(D)	(D)
Other Modes							
Other and unknown modes	5.4	.2	10.6	.3	14.1	.5	12.1

Table B-6a. **Measures of Reliability for Shipment Characteristics by Two-Digit Commodity and Mode of Transportation for the United States: 1993—Con.**

STCC code, description, and mode of transportation	Value		Tons		Ton-miles		Average miles per shipment—coefficient of variation
	Coefficient of variation of number	Standard error of percentage	Coefficient of variation of number	Standard error of percentage	Coefficient of variation of number	Standard error of percentage	
STCC 35, MACHINERY, EXCLUDING ELECTRICAL							
Total	3.8	—	2.6	—	4.7	—	6.2
Single Modes							
Parcel, U.S. Postal Service, or courier	5.7	.9	4.7	.2	9.5	.5	5.2
Private truck	3.8	.8	4.4	1.2	11.0	1.0	8.9
For-hire truck	6.7	1.8	4.2	1.4	5.8	2.4	5.2
Air	18.3	—	21.5	—	25.2	—	2.6
Rail	36.3	.5	23.9	.4	21.3	.7	9.6
Inland water	(S)	—	(S)	—	(S)	—	(S)
Great Lakes	—	—	—	—	—	—	—
Deep sea water	(S)	—	100.0	—	100.0	—	(S)
Pipeline	—	—	—	—	—	—	—
Multiple Modes							
Private truck and for-hire truck	43.8	—	41.8	—	(S)	.1	(S)
Truck and air	9.3	.5	32.3	.5	14.8	.4	8.0
Truck and rail	27.4	.1	27.1	.1	28.3	.3	15.3
Truck and water	31.9	—	25.1	—	24.0	.1	25.5
Truck and pipeline	—	—	—	—	—	—	—
Rail and water	—	—	—	—	—	—	—
Inland water and Great Lakes	—	—	—	—	—	—	—
Inland water and deep sea	33.1	—	29.6	—	24.9	—	13.7
Other Modes							
Other and unknown modes	10.5	.4	7.4	.3	30.5	1.2	37.9
STCC 36, ELECTRICAL MACHINERY, EQUIPMENT, OR SUPPLIES							
Total	4.4	—	3.1	—	6.2	—	3.1
Single Modes							
Parcel, U.S. Postal Service, or courier	6.0	1.2	5.9	.3	8.5	.5	3.5
Private truck	4.1	.7	3.5	1.1	9.7	.6	12.7
For-hire truck	6.4	1.4	4.3	1.3	4.9	2.1	3.2
Air	(D)	(D)	(D)	(D)	(D)	(D)	(D)
Rail	17.1	.1	14.8	.4	20.2	.9	7.7
Inland water	—	—	—	—	—	—	—
Great Lakes	—	—	—	—	—	—	—
Deep sea water	100.0	—	100.0	—	100.0	—	(S)
Pipeline	—	—	—	—	—	—	—
Multiple Modes							
Private truck and for-hire truck	39.5	—	34.2	—	34.2	—	(S)
Truck and air	8.8	.6	11.0	.1	9.1	.2	1.6
Truck and rail	33.8	.1	43.0	.4	48.9	1.3	10.2
Truck and water	26.3	—	32.7	—	39.4	.1	40.9
Truck and pipeline	—	—	—	—	—	—	—
Rail and water	—	—	—	—	—	—	—
Inland water and Great Lakes	—	—	—	—	—	—	—
Inland water and deep sea	(D)	(D)	(D)	(D)	(D)	(D)	(D)
Other Modes							
Other and unknown modes	9.2	.6	21.8	.7	40.4	1.7	13.3
STCC 37, TRANSPORTATION EQUIPMENT							
Total	4.7	—	3.8	—	7.4	—	4.1
Single Modes							
Parcel, U.S. Postal Service, or courier	11.9	.6	15.4	.2	13.0	.2	4.7
Private truck	7.4	1.1	7.3	1.0	7.4	.5	5.2
For-hire truck	4.4	1.0	3.1	1.7	5.5	3.8	3.4
Air	25.6	.1	(S)	(S)	46.6	—	18.3
Rail	17.9	1.0	19.2	1.6	27.5	3.7	13.4
Inland water	(D)	(D)	(D)	(D)	(D)	(D)	(D)
Great Lakes	—	—	—	—	—	—	—
Deep sea water	—	—	—	—	—	—	—
Pipeline	—	—	—	—	—	—	—
Multiple Modes							
Private truck and for-hire truck	(D)	(D)	(D)	(D)	(D)	(D)	(D)
Truck and air	25.0	.9	10.2	—	13.5	.1	3.6
Truck and rail	16.0	1.3	16.9	1.5	30.0	4.3	9.9
Truck and water	19.4	—	33.5	—	41.4	.1	(S)
Truck and pipeline	—	—	—	—	—	—	—
Rail and water	—	—	—	—	—	—	—
Inland water and Great Lakes	—	—	—	—	—	—	—
Inland water and deep sea	32.6	—	39.1	—	(S)	—	(S)
Other Modes							
Other and unknown modes	14.9	1.1	13.2	1.1	15.2	.9	20.2

Table B-6a. **Measures of Reliability for Shipment Characteristics by Two-Digit Commodity and Mode of Transportation for the United States: 1993—Con.**

STCC code, description, and mode of transportation	Value		Tons		Ton-miles		Average miles per shipment—coefficient of variation
	Coefficient of variation of number	Standard error of percentage	Coefficient of variation of number	Standard error of percentage	Coefficient of variation of number	Standard error of percentage	
STCC 38, INSTRUMENTS, PHOTOGRAPHIC GOODS, OPTICAL GOODS, WATCHES, OR CLOCKS							
Total	8.0	—	12.0	—	16.7	—	3.0
Single Modes							
Parcel, U.S. Postal Service, or courier	4.6	2.1	6.8	1.0	5.8	1.4	3.4
Private truck	9.2	1.2	11.1	2.6	14.8	1.0	8.7
For-hire truck	14.5	3.3	16.1	3.3	20.9	2.4	11.6
Air	10.7	—	17.1	—	27.1	—	5.6
Rail	46.0	.2	42.6	.5	42.0	1.3	30.2
Inland water	—	—	—	—	—	—	—
Great Lakes	—	—	—	—	—	—	—
Deep sea water	—	—	—	—	—	—	—
Pipeline	—	—	—	—	—	—	—
Multiple Modes							
Private truck and for-hire truck	(S)	—	74.5	—	76.0	—	(S)
Truck and air	8.3	.9	14.0	.2	13.1	.6	1.8
Truck and rail	(S)	(S)	48.1	.2	46.1	.5	19.6
Truck and water	(S)	—	(S)	—	(S)	.1	(S)
Truck and pipeline	—	—	—	—	—	—	—
Rail and water	—	—	—	—	—	—	—
Inland water and Great Lakes	—	—	—	—	—	—	—
Inland water and deep sea	(S)	—	68.8	—	(S)	—	(S)
Other Modes							
Other and unknown modes	12.6	.3	23.8	.6	34.6	1.4	12.3
STCC 39, MISCELLANEOUS PRODUCTS OF MANUFACTURING							
Total	14.7	—	11.0	—	7.2	—	5.1
Single Modes							
Parcel, U.S. Postal Service, or courier	6.0	2.9	4.7	.6	3.8	.5	5.4
Private truck	39.7	4.2	14.5	2.7	14.4	1.4	12.1
For-hire truck	15.6	1.9	12.3	1.7	7.4	1.0	2.6
Air	47.1	—	(S)	—	(S)	.1	(S)
Rail	(D)	(D)	(D)	(D)	(D)	(D)	(D)
Inland water	(D)	(D)	(D)	(D)	(D)	(D)	(D)
Great Lakes	—	—	—	—	—	—	—
Deep sea water	100.0	—	100.0	—	100.0	—	(S)
Pipeline	—	—	—	—	—	—	—
Multiple Modes							
Private truck and for-hire truck	(S)	(S)	(S)	(S)	(S)	(S)	(S)
Truck and air	36.0	1.3	28.6	—	19.8	.1	5.0
Truck and rail	33.3	—	33.0	.1	31.1	.2	11.3
Truck and water	(S)	—	43.8	—	(S)	.1	(S)
Truck and pipeline	—	—	—	—	—	—	—
Rail and water	—	—	—	—	—	—	—
Inland water and Great Lakes	—	—	—	—	—	—	—
Inland water and deep sea	(S)	—	(S)	(S)	(S)	.6	(S)
Other Modes							
Other and unknown modes	15.8	.9	16.8	.3	15.2	.6	13.9
STCC 40, WASTE OR SCRAP MATERIALS							
Total	8.3	—	13.1	—	6.9	—	5.5
Single Modes							
Parcel, U.S. Postal Service, or courier	(S)	(S)	32.2	—	34.5	—	(S)
Private truck	13.1	3.0	8.6	2.4	7.6	.7	6.6
For-hire truck	15.9	3.4	24.6	4.0	13.9	2.8	7.9
Air	—	—	—	—	—	—	—
Rail	6.2	1.3	7.3	1.9	8.6	2.9	7.2
Inland water	17.4	.3	13.3	.3	19.8	1.5	9.2
Great Lakes	—	—	—	—	—	—	—
Deep sea water	—	—	—	—	—	—	—
Pipeline	—	—	—	—	—	—	—
Multiple Modes							
Private truck and for-hire truck	31.8	.1	22.1	.1	30.3	—	18.2
Truck and air	70.5	—	(S)	—	(S)	—	(S)
Truck and rail	(D)	(D)	(D)	(D)	(D)	(D)	(D)
Truck and water	25.3	.1	28.5	.1	46.2	1.1	23.8
Truck and pipeline	—	—	—	—	—	—	—
Rail and water	(D)	(D)	(D)	(D)	(D)	(D)	(D)
Inland water and Great Lakes	—	—	—	—	—	—	—
Inland water and deep sea	(D)	(D)	(D)	(D)	(D)	(D)	(D)
Other Modes							
Other and unknown modes	32.6	.4	28.8	.5	45.5	1.4	24.3

Table B-6a. **Measures of Reliability for Shipment Characteristics by Two-Digit Commodity and Mode of Transportation for the United States: 1993—Con.**

STCC code, description, and mode of transportation	Value		Tons		Ton-miles		Average miles per shipment—coefficient of variation
	Coefficient of variation of number	Standard error of percentage	Coefficient of variation of number	Standard error of percentage	Coefficient of variation of number	Standard error of percentage	
STCC 41, MISCELLANEOUS FREIGHT SHIPMENTS							
Total	10.3	—	12.9	—	9.7	—	8.8
Single Modes							
Parcel, U.S. Postal Service, or courier	18.8	.6	14.7	.1	20.0	.3	8.5
Private truck	12.8	3.6	15.2	2.8	10.4	3.4	5.6
For-hire truck	16.4	4.0	15.4	2.8	18.8	3.6	13.4
Air	44.4	—	61.8	—	50.9	—	(S)
Rail	(S)	(S)	45.2	.1	48.8	.1	32.0
Inland water	—	—	—	—	—	—	—
Great Lakes	—	—	—	—	—	—	—
Deep sea water	—	—	—	—	—	—	—
Pipeline	—	—	—	—	—	—	—
Multiple Modes							
Private truck and for-hire truck	(D)	(D)	(D)	(D)	(D)	(D)	(D)
Truck and air	(S)	(S)	(S)	(S)	(S)	(S)	(S)
Truck and rail	30.1	—	39.6	—	39.1	.1	18.8
Truck and water	(S)	(S)	(S)	(S)	(S)	.5	(S)
Truck and pipeline	—	—	—	—	—	—	—
Rail and water	—	—	—	—	—	—	—
Inland water and Great Lakes	—	—	—	—	—	—	—
Inland water and deep sea	(D)	(D)	(D)	(D)	(D)	(D)	(D)
Other Modes							
Other and unknown modes	25.6	.3	34.0	.2	25.0	.1	(S)
STCC 42, CONTAINERS, CARRIERS OR DEVICES, SHIPPING, RETURNED EMPTY							
Total	20.8	—	16.3	—	29.1	—	24.2
Single Modes							
Parcel, U.S. Postal Service, or courier	(D)	(D)	(D)	(D)	(D)	(D)	(D)
Private truck	(D)	(D)	(D)	(D)	(D)	(D)	(D)
For-hire truck	20.1	8.0	20.5	7.3	21.8	9.8	14.0
Air	100.0	—	100.0	—	100.0	—	(S)
Rail	(S)	(S)	(S)	(S)	(S)	(S)	(S)
Inland water	(D)	(D)	(D)	(D)	(D)	(D)	(D)
Great Lakes	—	—	—	—	—	—	—
Deep sea water	—	—	—	—	—	—	—
Pipeline	—	—	—	—	—	—	—
Multiple Modes							
Private truck and for-hire truck	—	—	—	—	—	—	—
Truck and air	(D)	(D)	(D)	(D)	(D)	(D)	(D)
Truck and rail	—	—	—	—	—	—	—
Truck and water	(D)	(D)	(D)	(D)	(D)	(D)	(D)
Truck and pipeline	—	—	—	—	—	—	—
Rail and water	—	—	—	—	—	—	—
Inland water and Great Lakes	—	—	—	—	—	—	—
Inland water and deep sea	—	—	—	—	—	—	—
Other Modes							
Other and unknown modes	(D)	(D)	(D)	(D)	(D)	(D)	(D)
STCC 48, WASTE HAZARDOUS MATERIALS OR WASTE HAZARDOUS SUBSTANCES							
Total	24.6	—	13.0	—	17.6	—	33.4
Single Modes							
Parcel, U.S. Postal Service, or courier	(D)	(D)	(D)	(D)	(D)	(D)	(D)
Private truck	(D)	(D)	(D)	(D)	(D)	(D)	(D)
For-hire truck	23.5	6.8	21.8	5.5	21.4	7.3	12.3
Air	—	—	—	—	—	—	—
Rail	43.9	1.5	41.2	5.1	37.6	8.5	22.3
Inland water	—	—	—	—	—	—	—
Great Lakes	—	—	—	—	—	—	—
Deep sea water	—	—	—	—	—	—	—
Pipeline	—	—	—	—	—	—	—
Multiple Modes							
Private truck and for-hire truck	(D)	(D)	(D)	(D)	(D)	(D)	(D)
Truck and air	(D)	(D)	(D)	(D)	(D)	(D)	(D)
Truck and rail	(D)	(D)	(D)	(D)	(D)	(D)	(D)
Truck and water	—	—	—	—	—	—	—
Truck and pipeline	—	—	—	—	—	—	—
Rail and water	—	—	—	—	—	—	—
Inland water and Great Lakes	—	—	—	—	—	—	—
Inland water and deep sea	—	—	—	—	—	—	—
Other Modes							
Other and unknown modes	(D)	(D)	(D)	(D)	(D)	(D)	(D)

Table B-6a. **Measures of Reliability for Shipment Characteristics by Two-Digit Commodity and Mode of Transportation for the United States: 1993—Con.**

STCC code, description, and mode of transportation	Value		Tons		Ton-miles		Average miles per shipment—coefficient of variation
	Coefficient of variation of number	Standard error of percentage	Coefficient of variation of number	Standard error of percentage	Coefficient of variation of number	Standard error of percentage	
COMMODITY UNKNOWN							
Total	13.1	—	12.1	—	22.9	—	9.8
Single Modes							
Parcel, U.S. Postal Service, or courier	11.3	1.5	12.6	.3	16.6	.7	11.8
Private truck	18.5	3.8	15.9	4.2	47.2	4.3	13.4
For-hire truck	22.8	3.7	17.5	2.3	16.1	4.3	7.6
Air	(S)	(S)	(S)	—	(S)	.3	(S)
Rail	33.1	.4	44.7	3.0	45.1	6.2	12.2
Inland water	(S)	—	(S)	(S)	(S)	.1	(S)
Great Lakes	—	—	—	—	—	—	—
Deep sea water	—	—	—	—	—	—	—
Pipeline	—	—	—	—	—	—	—
Multiple Modes							
Private truck and for-hire truck	(S)	(S)	(S)	(S)	(S)	1.6	(S)
Truck and air	42.5	.3	36.0	—	37.7	.4	7.5
Truck and rail	(S)	(S)	(S)	(S)	(S)	.7	(S)
Truck and water	(D)	(D)	(D)	(D)	(D)	(D)	(D)
Truck and pipeline	—	—	—	—	—	—	—
Rail and water	—	—	—	—	—	—	—
Inland water and Great Lakes	—	—	—	—	—	—	—
Inland water and deep sea	(D)	(D)	(D)	(D)	(D)	(D)	(D)
Other Modes							
Other and unknown modes	27.3	3.4	41.5	5.4	32.2	3.9	25.8

Note: For description of the development and uses of measures of reliability, see Appendix B, Reliability of the Data.

- Represents data cell equal to zero or less than 1 unit of measure.
- (D) Denotes figures withheld to avoid disclosing data for individual companies.
- (S) Data do not meet publication standards due to high sampling variability or other reasons.

Table B-6b. **Measures of Reliability for Shipment Characteristics by Three-Digit Commodity and Mode of Transportation for the United States: 1993**

STCC code, description and mode of transportation	Value		Tons		Ton-miles		Average miles per shipment-coefficient of variation
	Coefficient of variation of number	Standard error of percentage	Coefficient of variation of number	Standard error of percentage	Coefficient of variation of number	Standard error of percentage	
ALL COMMODITIES							
Total6	-	1.5	-	3.4	-	3.9
Single Modes							
Parcel, U.S. Postal Service, or courier	1.8	.1	2.4	-	3.6	-	3.3
Private truck	2.3	.6	1.2	.5	2.7	.3	1.0
For-hire truck8	.3	2.9	.8	1.5	.7	2.1
Air	13.0	-	36.4	-	16.1	-	9.0
Rail	3.1	.1	5.1	.6	5.4	1.0	2.4
Inland water	6.5	-	6.4	.3	10.8	.7	(S)
Great Lakes	49.4	-	18.6	.1	21.0	.1	15.2
Deep sea water	44.6	-	(S)	-	(S)	-	(S)
Pipeline	7.6	.1	8.1	.4	(S)	(S)	(S)
Multiple Modes							
Private truck and for-hire truck	26.4	.1	19.4	.1	24.5	-	18.5
Truck and air	7.0	.2	9.9	-	6.6	-	3.7
Truck and rail	11.7	.2	8.7	-	8.7	.1	9.4
Truck and water	13.8	-	14.6	.1	14.5	.3	7.3
Truck and pipeline	50.0	-	(S)	-	(S)	-	(S)
Rail and water	25.5	-	16.9	.1	19.8	.5	13.2
Inland water and Great Lakes	47.7	-	40.3	.1	(S)	(S)	(S)
Inland water and deep sea	14.3	-	22.4	.3	13.7	.5	8.2
Other Modes							
Other and unknown modes	4.3	.2	9.6	.5	11.2	.5	14.4
STCC 011, FIELD CROPS							
Total	3.9	-	5.0	-	11.1	-	12.2
Single Modes							
Parcel, U.S. Postal Service, or courier	28.7	-	22.5	-	17.6	-	16.5
Private truck	3.8	1.1	4.6	1.1	21.0	.5	4.2
For-hire truck	3.8	1.1	3.3	1.3	5.2	1.3	3.1
Air	76.1	-	83.0	-	83.0	-	(S)
Rail	10.4	1.9	11.5	2.3	13.4	4.8	6.7
Inland water	16.7	1.9	16.2	2.1	21.8	4.8	9.4
Great Lakes	(S)	(S)	(S)	(S)	(S)	.4	(S)
Deep sea water	-	-	-	-	-	-	-
Pipeline	-	-	-	-	-	-	-
Multiple Modes							
Private truck and for-hire truck	39.9	.1	39.2	.1	41.4	-	(S)
Truck and air	(S)	-	(S)	-	(S)	-	(S)
Truck and rail	20.8	.1	27.7	-	24.9	.1	28.7
Truck and water	(S)	(S)	(S)	(S)	45.5	.1	(S)
Truck and pipeline	-	-	-	-	-	-	-
Rail and water	(S)	(S)	(S)	(S)	(S)	(S)	(S)
Inland water and Great Lakes	(S)	.1	(S)	(S)	(S)	.3	(S)
Inland water and deep sea	(S)	(S)	(S)	(S)	(S)	(S)	(S)
Other Modes							
Other and unknown modes	17.1	1.6	18.5	1.9	(S)	(S)	(S)
STCC 012, FRESH FRUITS OR TREE NUTS							
Total	7.5	-	7.1	-	9.6	-	14.1
Single Modes							
Parcel, U.S. Postal Service, or courier	(S)	(S)	35.3	.1	34.0	.2	13.3
Private truck	8.2	3.4	6.2	3.6	13.2	1.6	9.1
For-hire truck	14.4	3.5	15.0	3.5	10.1	2.7	6.7
Air	(S)	(S)	(S)	(S)	(S)	.1	(S)
Rail	(S)	(S)	(S)	(S)	41.6	.9	(S)
Inland water	-	-	-	-	-	-	-
Great Lakes	-	-	-	-	-	-	-
Deep sea water	-	-	-	-	-	-	-
Pipeline	-	-	-	-	-	-	-
Multiple Modes							
Private truck and for-hire truck	92.2	-	72.1	-	97.6	-	(S)
Truck and air	(S)	(S)	(S)	(S)	(S)	.2	(S)
Truck and rail	48.6	.3	(S)	(S)	41.3	.3	33.6
Truck and water	(S)	(S)	(S)	(S)	(S)	.3	(S)
Truck and pipeline	-	-	-	-	-	-	-
Rail and water	-	-	-	-	-	-	-
Inland water and Great Lakes	-	-	-	-	-	-	-
Inland water and deep sea	(S)	-	100.0	-	100.0	-	(S)
Other Modes							
Other and unknown modes	28.1	1.2	17.3	.4	24.1	1.2	43.8

Table B-6b. **Measures of Reliability for Shipment Characteristics by Three-Digit Commodity and Mode of Transportation for the United States: 1993—Con.**

STCC code, description and mode of transportation	Value		Tons		Ton-miles		Average miles per shipment—coefficient of variation
	Coefficient of variation of number	Standard error of percentage	Coefficient of variation of number	Standard error of percentage	Coefficient of variation of number	Standard error of percentage	
STCC 013, FRESH VEGETABLES							
Total	6.3	—	5.9	—	11.7	—	10.5
Single Modes							
Parcel, U.S. Postal Service, or courier	33.8	—	25.3	—	40.6	—	19.2
Private truck	7.7	4.2	6.5	4.5	10.0	2.8	10.0
For-hire truck	17.2	3.9	16.7	4.5	14.7	4.1	10.5
Air	—	—	—	—	—	—	—
Rail	15.8	.2	22.7	.6	22.8	2.8	12.9
Inland water	(S)	(S)	(S)	(S)	(S)	.3	(S)
Great Lakes	—	—	—	—	—	—	—
Deep sea water	—	—	—	—	—	—	—
Pipeline	—	—	—	—	—	—	—
Multiple Modes							
Private truck and for-hire truck	(S)	(S)	(S)	(S)	(S)	—	(S)
Truck and air	(S)	(S)	42.8	—	(S)	.1	(S)
Truck and rail	(S)	(S)	(S)	(S)	(S)	.2	(S)
Truck and water	44.8	.1	36.1	—	39.8	.1	32.4
Truck and pipeline	—	—	—	—	—	—	—
Rail and water	—	—	—	—	—	—	—
Inland water and Great Lakes	—	—	—	—	—	—	—
Inland water and deep sea	(S)	—	(S)	—	(S)	—	(S)
Other Modes							
Other and unknown modes	45.3	1.4	(S)	(S)	(S)	(S)	(S)
STCC 014, LIVESTOCK OR LIVESTOCK PRODUCTS							
Total	7.5	—	10.6	—	7.9	—	34.6
Single Modes							
Parcel, U.S. Postal Service, or courier	(S)	(S)	46.5	—	(S)	—	(S)
Private truck	21.7	6.8	20.8	7.5	25.4	7.3	28.2
For-hire truck	15.7	6.9	19.8	7.4	16.6	7.1	12.0
Air	—	—	—	—	—	—	—
Rail	(S)	(S)	(S)	(S)	(S)	(S)	(S)
Inland water	—	—	—	—	—	—	—
Great Lakes	—	—	—	—	—	—	—
Deep sea water	—	—	—	—	—	—	—
Pipeline	—	—	—	—	—	—	—
Multiple Modes							
Private truck and for-hire truck	(S)	(S)	29.3	.4	33.0	1.2	22.8
Truck and air	(S)	(S)	(S)	—	(S)	—	(S)
Truck and rail	(S)	(S)	(S)	(S)	(S)	(S)	(S)
Truck and water	(S)	—	(S)	—	(S)	.1	(S)
Truck and pipeline	—	—	—	—	—	—	—
Rail and water	—	—	—	—	—	—	—
Inland water and Great Lakes	—	—	—	—	—	—	—
Inland water and deep sea	—	—	—	—	—	—	—
Other Modes							
Other and unknown modes	41.7	.5	40.6	.5	40.0	.7	(S)
STCC 015, POULTRY OR POULTRY PRODUCTS							
Total	11.4	—	15.9	—	25.3	—	17.2
Single Modes							
Parcel, U.S. Postal Service, or courier	(S)	(S)	82.2	—	90.2	—	(S)
Private truck	12.1	2.2	18.7	3.1	37.3	5.9	16.3
For-hire truck	16.1	2.1	16.9	2.7	21.3	5.9	14.3
Air	—	—	—	—	—	—	—
Rail	100.0	—	100.0	—	100.0	—	(S)
Inland water	—	—	—	—	—	—	—
Great Lakes	—	—	—	—	—	—	—
Deep sea water	—	—	—	—	—	—	—
Pipeline	—	—	—	—	—	—	—
Multiple Modes							
Private truck and for-hire truck	(S)	(S)	(S)	(S)	100.0	—	(S)
Truck and air	47.8	—	55.3	—	74.2	—	(S)
Truck and rail	—	—	—	—	—	—	—
Truck and water	(S)	(S)	(S)	(S)	(S)	(S)	(S)
Truck and pipeline	—	—	—	—	—	—	—
Rail and water	—	—	—	—	—	—	—
Inland water and Great Lakes	—	—	—	—	—	—	—
Inland water and deep sea	—	—	—	—	—	—	—
Other Modes							
Other and unknown modes	(S)	(S)	(S)	(S)	45.7	.2	(S)

Table B-6b. **Measures of Reliability for Shipment Characteristics by Three-Digit Commodity and Mode of Transportation for the United States: 1993—Con.**

STCC code, description and mode of transportation	Value		Tons		Ton-miles		Average miles per shipment—coefficient of variation
	Coefficient of variation of number	Standard error of percentage	Coefficient of variation of number	Standard error of percentage	Coefficient of variation of number	Standard error of percentage	
STCC 019, MISCELLANEOUS FARM PRODUCTS							
Total	5.5	—	10.7	—	18.3	—	7.9
Single Modes							
Parcel, U.S. Postal Service, or courier	14.4	1.0	8.8	—	21.3	.4	4.1
Private truck	9.5	3.0	18.0	5.0	47.4	7.4	7.0
For-hire truck	8.3	2.4	19.3	5.0	14.6	7.1	12.7
Air	(S)	(S)	(S)	—	42.2	—	(S)
Rail	40.3	.1	(S)	(S)	(S)	(S)	(S)
Inland water	—	—	—	—	—	—	—
Great Lakes	—	—	—	—	—	—	—
Deep sea water	—	—	—	—	—	—	—
Pipeline	—	—	—	—	—	—	—
Multiple Modes							
Private truck and for-hire truck	(S)	—	(S)	(S)	(S)	—	(S)
Truck and air	34.1	1.9	14.8	—	17.2	.4	6.2
Truck and rail	49.5	.4	47.5	.1	48.6	2.4	16.0
Truck and water	(S)	—	71.5	—	(S)	—	(S)
Truck and pipeline	—	—	—	—	—	—	—
Rail and water	—	—	—	—	—	—	—
Inland water and Great Lakes	—	—	—	—	—	—	—
Inland water and deep sea	100.0	—	100.0	—	(S)	—	(S)
Other Modes							
Other and unknown modes	21.5	1.5	41.1	1.8	(S)	(S)	(S)
STCC 084, BARKS OR GUMS, CRUDE							
Total	17.3	—	15.9	—	21.9	—	16.7
Single Modes							
Parcel, U.S. Postal Service, or courier	(D)	(D)	(D)	(D)	(D)	(D)	(D)
Private truck	(D)	(D)	(D)	(D)	(D)	(D)	(D)
For-hire truck	29.5	7.6	20.1	6.1	31.1	5.6	13.6
Air	—	—	—	—	—	—	—
Rail	(S)	(S)	(S)	.1	(S)	.2	(S)
Inland water	—	—	—	—	—	—	—
Great Lakes	—	—	—	—	—	—	—
Deep sea water	—	—	—	—	—	—	—
Pipeline	—	—	—	—	—	—	—
Multiple Modes							
Private truck and for-hire truck	—	—	—	—	—	—	—
Truck and air	—	—	—	—	—	—	—
Truck and rail	—	—	—	—	—	—	—
Truck and water	—	—	—	—	—	—	—
Truck and pipeline	—	—	—	—	—	—	—
Rail and water	—	—	—	—	—	—	—
Inland water and Great Lakes	—	—	—	—	—	—	—
Inland water and deep sea	—	—	—	—	—	—	—
Other Modes							
Other and unknown modes	20.6	.6	36.7	2.5	27.4	2.5	(S)
STCC 086, MISCELLANEOUS FOREST PRODUCTS							
Total	28.7	—	19.2	—	24.1	—	24.2
Single Modes							
Parcel, U.S. Postal Service, or courier	(D)	(D)	(D)	(D)	(D)	(D)	(D)
Private truck	(D)	(D)	(D)	(D)	(D)	(D)	(D)
For-hire truck	16.6	8.9	20.2	6.6	28.2	6.5	24.6
Air	—	—	—	—	—	—	—
Rail	(D)	(D)	(D)	(D)	(D)	(D)	(D)
Inland water	—	—	—	—	—	—	—
Great Lakes	—	—	—	—	—	—	—
Deep sea water	—	—	—	—	—	—	—
Pipeline	—	—	—	—	—	—	—
Multiple Modes							
Private truck and for-hire truck	100.0	—	(S)	(S)	(S)	.2	(S)
Truck and air	(S)	(S)	98.5	—	(S)	—	(S)
Truck and rail	(S)	(S)	(S)	—	(S)	.7	(S)
Truck and water	100.0	—	(S)	—	(S)	.1	(S)
Truck and pipeline	—	—	—	—	—	—	—
Rail and water	—	—	—	—	—	—	—
Inland water and Great Lakes	—	—	—	—	—	—	—
Inland water and deep sea	(S)	(S)	(S)	—	(S)	.2	(S)
Other Modes							
Other and unknown modes	(S)	(S)	44.8	1.7	(S)	(S)	(S)

Table B-6b. **Measures of Reliability for Shipment Characteristics by Three-Digit Commodity and Mode of Transportation for the United States: 1993-Con.**

STCC code, description and mode of transportation	Value		Tons		Ton-miles		Average miles per shipment-coefficient of variation
	Coefficient of variation of number	Standard error of percentage	Coefficient of variation of number	Standard error of percentage	Coefficient of variation of number	Standard error of percentage	
STCC 091, FRESH FISH OR OTHER MARINE PRODUCTS							
Total	9.0	-	10.3	-	14.0	-	20.3
Single Modes							
Parcel, U.S. Postal Service, or courier	(D)	(D)	(D)	(D)	(D)	(D)	(D)
Private truck	14.0	5.1	13.7	4.9	20.0	3.5	18.7
For-hire truck	18.9	3.5	19.1	4.3	19.0	5.6	8.9
Air	(D)	(D)	(D)	(D)	(D)	(D)	(D)
Rail	(S)	(S)	(S)	(S)	(S)	(S)	(S)
Inland water	(S)	-	(S)	(S)	(S)	(S)	(S)
Great Lakes	-	-	-	-	-	-	-
Deep sea water	(S)	(S)	(S)	(S)	(S)	.1	(S)
Pipeline	-	-	-	-	-	-	-
Multiple Modes							
Private truck and for-hire truck	(D)	(D)	(D)	(D)	(D)	(D)	(D)
Truck and air	21.9	.5	21.9	.3	27.0	1.4	9.2
Truck and rail	(D)	(D)	(D)	(D)	(D)	(D)	(D)
Truck and water	(D)	(D)	(D)	(D)	(D)	(D)	(D)
Truck and pipeline	-	-	-	-	-	-	-
Rail and water	-	-	-	-	-	-	-
Inland water and Great Lakes	-	-	-	-	-	-	-
Inland water and deep sea	(S)	(S)	(S)	(S)	44.1	5.7	18.2
Other Modes							
Other and unknown modes	33.7	2.7	33.8	3.0	39.8	2.9	40.1
STCC 098, FISH HATCHERIES, FARMS, OR PRESERVES							
Total	34.7	-	28.0	-	(S)	(S)	(S)
Single Modes							
Parcel, U.S. Postal Service, or courier	79.5	(S)	82.2	(S)	82.0	.2	(S)
Private truck	31.0	14.5	26.3	13.6	(S)	(S)	(S)
For-hire truck	(S)	(S)	(S)	(S)	73.6	10.5	(S)
Air	(S)	(S)	100.0	(S)	100.0	.1	(S)
Rail	-	-	-	-	-	-	-
Inland water	-	-	-	-	-	-	-
Great Lakes	-	-	-	-	-	-	-
Deep sea water	-	-	-	-	-	-	-
Pipeline	-	-	-	-	-	-	-
Multiple Modes							
Private truck and for-hire truck	100.0	-	100.0	-	100.0	-	(S)
Truck and air	(S)	(S)	(S)	(S)	(S)	(S)	(S)
Truck and rail	-	-	-	-	-	-	-
Truck and water	-	-	-	-	-	-	-
Truck and pipeline	-	-	-	-	-	-	-
Rail and water	-	-	-	-	-	-	-
Inland water and Great Lakes	-	-	-	-	-	-	-
Inland water and deep sea	-	-	-	-	-	-	-
Other Modes							
Other and unknown modes	(S)	(S)	(S)	(S)	57.7	.3	(S)
STCC 101, IRON ORES							
Total	19.7	-	21.3	-	39.4	-	15.8
Single Modes							
Parcel, U.S. Postal Service, or courier	(D)	(D)	(D)	(D)	(D)	(D)	(D)
Private truck	(D)	(D)	(D)	(D)	(D)	(D)	(D)
For-hire truck	(D)	(D)	(D)	(D)	(D)	(D)	(D)
Air	-	-	-	-	-	-	-
Rail	37.6	12.2	35.6	13.0	40.6	11.9	37.7
Inland water	-	-	-	-	-	-	-
Great Lakes	(S)	(S)	(S)	(S)	(S)	(S)	(S)
Deep sea water	-	-	-	-	-	-	-
Pipeline	-	-	-	-	-	-	-
Multiple Modes							
Private truck and for-hire truck	-	-	-	-	-	-	-
Truck and air	-	-	-	-	-	-	-
Truck and rail	(D)	(D)	(D)	(D)	(D)	(D)	(D)
Truck and water	(D)	(D)	(D)	(D)	(D)	(D)	(D)
Truck and pipeline	-	-	-	-	-	-	-
Rail and water	(S)	(S)	(S)	(S)	(S)	(S)	(S)
Inland water and Great Lakes	(D)	(D)	(D)	(D)	(D)	(D)	(D)
Inland water and deep sea	-	-	-	-	-	-	-
Other Modes							
Other and unknown modes	(S)	(S)	(S)	(S)	(S)	1.7	(S)

Table B-6b. **Measures of Reliability for Shipment Characteristics by Three-Digit Commodity and Mode of Transportation for the United States: 1993—Con.**

STCC code, description and mode of transportation	Value		Tons		Ton-miles		Average miles per shipment—coefficient of variation
	Coefficient of variation of number	Standard error of percentage	Coefficient of variation of number	Standard error of percentage	Coefficient of variation of number	Standard error of percentage	
STCC 102, COPPER ORES							
Total	13.3	—	36.3	—	(S)	(S)	(S)
Single Modes							
Parcel, U.S. Postal Service, or courier	(D)	(D)	(D)	(D)	(D)	(D)	(D)
Private truck	(D)	(D)	(D)	(D)	(D)	(D)	(D)
For-hire truck	30.7	4.5	29.2	5.5	18.3	3.1	(S)
Air	—	—	—	—	—	—	—
Rail	17.1	6.9	28.3	14.1	19.6	14.9	21.4
Inland water	—	—	—	—	—	—	—
Great Lakes	—	—	—	—	—	—	—
Deep sea water	—	—	—	—	—	—	—
Pipeline	—	—	—	—	—	—	—
Multiple Modes							
Private truck and for-hire truck	—	—	—	—	—	—	—
Truck and air	(D)	(D)	(D)	(D)	(D)	(D)	(D)
Truck and rail	(D)	(D)	(D)	(D)	(D)	(D)	(D)
Truck and water	—	—	—	—	—	—	—
Truck and pipeline	—	—	—	—	—	—	—
Rail and water	—	—	—	—	—	—	—
Inland water and Great Lakes	—	—	—	—	—	—	—
Inland water and deep sea	—	—	—	—	—	—	—
Other Modes							
Other and unknown modes	32.5	2.0	40.8	18.0	(S)	(S)	(S)
STCC 103, LEAD OR ZINC ORES							
Total	23.7	—	19.8	—	(S)	(S)	(S)
Single Modes							
Parcel, U.S. Postal Service, or courier	(D)	(D)	(D)	(D)	(D)	(D)	(D)
Private truck	(D)	(D)	(D)	(D)	(D)	(D)	(D)
For-hire truck	13.5	8.1	18.5	7.3	19.3	9.3	(S)
Air	—	—	—	—	—	—	—
Rail	(D)	(D)	(D)	(D)	(D)	(D)	(D)
Inland water	(D)	(D)	(D)	(D)	(D)	(D)	(D)
Great Lakes	—	—	—	—	—	—	—
Deep sea water	—	—	—	—	—	—	—
Pipeline	—	—	—	—	—	—	—
Multiple Modes							
Private truck and for-hire truck	—	—	—	—	—	—	—
Truck and air	—	—	—	—	—	—	—
Truck and rail	(D)	(D)	(D)	(D)	(D)	(D)	(D)
Truck and water	(D)	(D)	(D)	(D)	(D)	(D)	(D)
Truck and pipeline	—	—	—	—	—	—	—
Rail and water	—	—	—	—	—	—	—
Inland water and Great Lakes	—	—	—	—	—	—	—
Inland water and deep sea	—	—	—	—	—	—	—
Other Modes							
Other and unknown modes	(D)	(D)	(D)	(D)	(D)	(D)	(D)
STCC 104, GOLD OR SILVER ORES							
Total	22.0	—	(S)	(S)	(S)	(S)	(S)
Single Modes							
Parcel, U.S. Postal Service, or courier	20.7	1.4	27.9	2.1	27.1	1.8	25.8
Private truck	(D)	(D)	(D)	(D)	(D)	(D)	(D)
For-hire truck	24.3	4.1	19.7	16.8	21.9	15.7	21.9
Air	—	—	—	—	—	—	—
Rail	(D)	(D)	(D)	(D)	(D)	(D)	(D)
Inland water	—	—	—	—	—	—	—
Great Lakes	—	—	—	—	—	—	—
Deep sea water	—	—	—	—	—	—	—
Pipeline	—	—	—	—	—	—	—
Multiple Modes							
Private truck and for-hire truck	—	—	—	—	—	—	—
Truck and air	40.7	2.8	35.3	.3	44.5	1.3	19.7
Truck and rail	(D)	(D)	(D)	(D)	(D)	(D)	(D)
Truck and water	—	—	—	—	—	—	—
Truck and pipeline	—	—	—	—	—	—	—
Rail and water	—	—	—	—	—	—	—
Inland water and Great Lakes	—	—	—	—	—	—	—
Inland water and deep sea	—	—	—	—	—	—	—
Other Modes							
Other and unknown modes	(D)	(D)	(D)	(D)	(D)	(D)	(D)

Table B-6b. **Measures of Reliability for Shipment Characteristics by Three-Digit Commodity and Mode of Transportation for the United States: 1993-Con.**

STCC code, description and mode of transportation	Value		Tons		Ton-miles		Average miles per shipment-coefficient of variation
	Coefficient of variation of number	Standard error of percentage	Coefficient of variation of number	Standard error of percentage	Coefficient of variation of number	Standard error of percentage	
STCC 105, BAUXITE ORES OR OTHER ALUMINUM ORES							
Total	25.5	-	27.6	-	40.6	-	14.0
Single Modes							
Parcel, U.S. Postal Service, or courier	(D)	(D)	(D)	(D)	(D)	(D)	(D)
Private truck	(D)	(D)	(D)	(D)	(D)	(D)	(D)
For-hire truck	(S)	(S)	32.2	10.2	21.1	13.2	18.8
Air	100.0	-	100.0	-	100.0	-	(S)
Rail	(D)	(D)	(D)	(D)	(D)	(D)	(D)
Inland water	(D)	(D)	(D)	(D)	(D)	(D)	(D)
Great Lakes	-	-	-	-	-	-	-
Deep sea water	-	-	-	-	-	-	-
Pipeline	-	-	-	-	-	-	-
Multiple Modes							
Private truck and for-hire truck	-	-	-	-	-	-	-
Truck and air	-	-	-	-	-	-	-
Truck and rail	(D)	(D)	(D)	(D)	(D)	(D)	(D)
Truck and water	(D)	(D)	(D)	(D)	(D)	(D)	(D)
Truck and pipeline	-	-	-	-	-	-	-
Rail and water	-	-	-	-	-	-	-
Inland water and Great Lakes	-	-	-	-	-	-	-
Inland water and deep sea	(D)	(D)	(D)	(D)	(D)	(D)	(D)
Other Modes							
Other and unknown modes	(D)	(D)	(D)	(D)	(D)	(D)	(D)
STCC 106, MANGANESE ORES							
Total	26.8	-	14.5	-	21.5	-	19.2
Single Modes							
Parcel, U.S. Postal Service, or courier	(D)	(D)	(D)	(D)	(D)	(D)	(D)
Private truck	(D)	(D)	(D)	(D)	(D)	(D)	(D)
For-hire truck	(D)	(D)	(D)	(D)	(D)	(D)	(D)
Air	(D)	(D)	(D)	(D)	(D)	(D)	(D)
Rail	(D)	(D)	(D)	(D)	(D)	(D)	(D)
Inland water	-	-	-	-	-	-	-
Great Lakes	-	-	-	-	-	-	-
Deep sea water	-	-	-	-	-	-	-
Pipeline	-	-	-	-	-	-	-
Multiple Modes							
Private truck and for-hire truck	-	-	-	-	-	-	-
Truck and air	100.0	-	100.0	-	100.0	-	(S)
Truck and rail	-	-	-	-	-	-	-
Truck and water	(D)	(D)	(D)	(D)	(D)	(D)	(D)
Truck and pipeline	-	-	-	-	-	-	-
Rail and water	-	-	-	-	-	-	-
Inland water and Great Lakes	-	-	-	-	-	-	-
Inland water and deep sea	-	-	-	-	-	-	-
Other Modes							
Other and unknown modes	-	-	-	-	-	-	-
STCC 107, TUNGSTEN ORES							
Total	(S)	(S)	(S)	(S)	35.2	-	23.1
Single Modes							
Parcel, U.S. Postal Service, or courier	(D)	(D)	(D)	(D)	(D)	(D)	(D)
Private truck	(D)	(D)	(D)	(D)	(D)	(D)	(D)
For-hire truck	(D)	(D)	(D)	(D)	(D)	(D)	(D)
Air	-	-	-	-	-	-	-
Rail	-	-	-	-	-	-	-
Inland water	-	-	-	-	-	-	-
Great Lakes	-	-	-	-	-	-	-
Deep sea water	-	-	-	-	-	-	-
Pipeline	-	-	-	-	-	-	-
Multiple Modes							
Private truck and for-hire truck	-	-	-	-	-	-	-
Truck and air	(D)	(D)	(D)	(D)	(D)	(D)	(D)
Truck and rail	-	-	-	-	-	-	-
Truck and water	-	-	-	-	-	-	-
Truck and pipeline	-	-	-	-	-	-	-
Rail and water	-	-	-	-	-	-	-
Inland water and Great Lakes	-	-	-	-	-	-	-
Inland water and deep sea	-	-	-	-	-	-	-
Other Modes							
Other and unknown modes	(S)	(S)	82.8	(S)	82.8	3.0	(S)

Table B-6b. **Measures of Reliability for Shipment Characteristics by Three-Digit Commodity and Mode of Transportation for the United States: 1993—Con.**

STCC code, description and mode of transportation	Value		Tons		Ton-miles		Average miles per shipment—coefficient of variation
	Coefficient of variation of number	Standard error of percentage	Coefficient of variation of number	Standard error of percentage	Coefficient of variation of number	Standard error of percentage	
STCC 108, CHROMIUM ORES							
Total	(S)	(S)	36.6	—	34.5	—	19.1
Single Modes							
Parcel, U.S. Postal Service, or courier	—	—	—	—	—	—	—
Private truck	57.1	(S)	(S)	(S)	(S)	(S)	(S)
For-hire truck	(S)	(S)	37.6	14.3	33.5	14.4	17.0
Air	—	—	—	—	—	—	—
Rail	—	—	—	—	—	—	—
Inland water	—	—	—	—	—	—	—
Great Lakes	—	—	—	—	—	—	—
Deep sea water	—	—	—	—	—	—	—
Pipeline	—	—	—	—	—	—	—
Multiple Modes							
Private truck and for-hire truck	—	—	—	—	—	—	—
Truck and air	—	—	—	—	—	—	—
Truck and rail	—	—	—	—	—	—	—
Truck and water	—	—	—	—	—	—	—
Truck and pipeline	—	—	—	—	—	—	—
Rail and water	—	—	—	—	—	—	—
Inland water and Great Lakes	—	—	—	—	—	—	—
Inland water and deep sea	—	—	—	—	—	—	—
Other Modes							
Other and unknown modes	—	—	—	—	—	—	—
STCC 109, MISCELLANEOUS METAL ORES							
Total	45.9	—	49.2	—	39.1	—	20.1
Single Modes							
Parcel, U.S. Postal Service, or courier	(S)	(S)	40.9	.1	55.0	—	(S)
Private truck	(D)	(D)	(D)	(D)	(D)	(D)	(D)
For-hire truck	(S)	(S)	(S)	(S)	(S)	(S)	(S)
Air	—	—	—	—	—	—	—
Rail	21.9	6.7	32.7	9.5	31.7	6.3	34.1
Inland water	—	—	—	—	—	—	—
Great Lakes	—	—	—	—	—	—	—
Deep sea water	—	—	—	—	—	—	—
Pipeline	—	—	—	—	—	—	—
Multiple Modes							
Private truck and for-hire truck	—	—	—	—	—	—	—
Truck and air	(S)	(S)	48.4	—	(S)	.1	(S)
Truck and rail	(D)	(D)	(D)	(D)	(D)	(D)	(D)
Truck and water	—	—	—	—	—	—	—
Truck and pipeline	—	—	—	—	—	—	—
Rail and water	—	—	—	—	—	—	—
Inland water and Great Lakes	—	—	—	—	—	—	—
Inland water and deep sea	—	—	—	—	—	—	—
Other Modes							
Other and unknown modes	(D)	(D)	(D)	(D)	(D)	(D)	(D)
STCC 111, ANTHRACITE							
Total	25.5	—	27.1	—	46.5	—	23.5
Single Modes							
Parcel, U.S. Postal Service, or courier	(D)	(D)	(D)	(D)	(D)	(D)	(D)
Private truck	(D)	(D)	(D)	(D)	(D)	(D)	(D)
For-hire truck	24.6	11.4	47.6	12.4	47.2	16.4	25.9
Air	—	—	—	—	—	—	—
Rail	(S)	(S)	(S)	(S)	(S)	(S)	(S)
Inland water	—	—	—	—	—	—	—
Great Lakes	—	—	—	—	—	—	—
Deep sea water	—	—	—	—	—	—	—
Pipeline	—	—	—	—	—	—	—
Multiple Modes							
Private truck and for-hire truck	—	—	—	—	—	—	—
Truck and air	—	—	—	—	—	—	—
Truck and rail	(D)	(D)	(D)	(D)	(D)	(D)	(D)
Truck and water	—	—	—	—	—	—	—
Truck and pipeline	—	—	—	—	—	—	—
Rail and water	(D)	(D)	(D)	(D)	(D)	(D)	(D)
Inland water and Great Lakes	—	—	—	—	—	—	—
Inland water and deep sea	—	—	—	—	—	—	—
Other Modes							
Other and unknown modes	38.5	2.5	49.9	11.8	(S)	.3	(S)

Table B-6b. **Measures of Reliability for Shipment Characteristics by Three-Digit Commodity and Mode of Transportation for the United States: 1993-Con.**

STCC code, description and mode of transportation	Value		Tons		Ton-miles		Average miles per shipment-coefficient of variation
	Coefficient of variation of number	Standard error of percentage	Coefficient of variation of number	Standard error of percentage	Coefficient of variation of number	Standard error of percentage	
STCC 112, BITUMINOUS COAL OR LIGNITE							
Total	6.7	-	7.3	-	8.3	-	13.4
Single Modes							
Parcel, U.S. Postal Service, or courier	(D)	(D)	(D)	(D)	(D)	(D)	(D)
Private truck	(D)	(D)	(D)	(D)	(D)	(D)	(D)
For-hire truck	13.8	2.0	26.4	3.0	10.2	.2	17.5
Air	-	-	-	-	-	-	-
Rail	8.9	2.1	7.6	2.4	9.1	2.3	7.4
Inland water	16.7	1.5	14.1	.9	17.0	.9	14.7
Great Lakes	-	-	-	-	-	-	-
Deep sea water	-	-	-	-	-	-	-
Pipeline	-	-	-	-	-	-	-
Multiple Modes							
Private truck and for-hire truck	(D)	(D)	(D)	(D)	(D)	(D)	(D)
Truck and air	-	-	-	-	-	-	-
Truck and rail	27.6	.3	21.2	.3	17.9	.3	(S)
Truck and water	7.2	.2	7.1	.1	8.8	.2	4.7
Truck and pipeline	-	-	-	-	-	-	-
Rail and water	19.1	1.0	21.9	1.1	31.5	2.4	21.0
Inland water and Great Lakes	(D)	(D)	(D)	(D)	(D)	(D)	(D)
Inland water and deep sea	35.7	-	37.4	-	35.5	.1	21.2
Other Modes							
Other and unknown modes	9.4	.7	11.9	.9	23.6	.5	45.4
STCC 131, CRUDE PETROLEUM OR NATURAL GAS							
Total	(S)	(S)	(S)	(S)	(S)	(S)	(S)
Single Modes							
Parcel, U.S. Postal Service, or courier	(D)	(D)	(D)	(D)	(D)	(D)	(D)
Private truck	(S)	(S)	(S)	(S)	(S)	(S)	(S)
For-hire truck	(S)	(S)	(S)	(S)	(S)	(S)	(S)
Air	-	-	-	-	-	-	-
Rail	(S)	-	(S)	.1	(S)	4.0	(S)
Inland water	(D)	(D)	(D)	(D)	(D)	(D)	(D)
Great Lakes	-	-	-	-	-	-	-
Deep sea water	-	-	-	-	-	-	-
Pipeline	(S)	(S)	(S)	(S)	(S)	(S)	(S)
Multiple Modes							
Private truck and for-hire truck	-	-	-	-	-	-	-
Truck and air	-	-	-	-	-	-	-
Truck and rail	-	-	-	-	-	-	-
Truck and water	(D)	(D)	(D)	(D)	(D)	(D)	(D)
Truck and pipeline	-	-	-	-	-	-	-
Rail and water	-	-	-	-	-	-	-
Inland water and Great Lakes	-	-	-	-	-	-	-
Inland water and deep sea	-	-	-	-	-	-	-
Other Modes							
Other and unknown modes	(S)	(S)	(S)	(S)	(S)	(S)	(S)
STCC 132, NATURAL GASOLINE							
Total	(S)	(S)	(S)	(S)	(S)	(S)	(S)
Single Modes							
Parcel, U.S. Postal Service, or courier	(D)	(D)	(D)	(D)	(D)	(D)	(D)
Private truck	(S)	(S)	(S)	(S)	(S)	(S)	(S)
For-hire truck	(S)	(S)	(S)	(S)	(S)	(S)	(S)
Air	-	-	-	-	-	-	-
Rail	-	-	-	-	-	-	-
Inland water	(S)	(S)	(S)	(S)	(S)	(S)	(S)
Great Lakes	-	-	-	-	-	-	-
Deep sea water	-	-	-	-	-	-	-
Pipeline	(S)	(S)	(S)	(S)	(S)	(S)	(S)
Multiple Modes							
Private truck and for-hire truck	(S)	(S)	(S)	(S)	(S)	.5	(S)
Truck and air	-	-	-	-	-	-	-
Truck and rail	-	-	-	-	-	-	-
Truck and water	-	-	-	-	-	-	-
Truck and pipeline	(D)	(D)	(D)	(D)	(D)	(D)	(D)
Rail and water	-	-	-	-	-	-	-
Inland water and Great Lakes	-	-	-	-	-	-	-
Inland water and deep sea	(D)	(D)	(D)	(D)	(D)	(D)	(D)
Other Modes							
Other and unknown modes	(S)	(S)	(S)	(S)	(S)	(S)	(S)

Table B-6b. **Measures of Reliability for Shipment Characteristics by Three-Digit Commodity and Mode of Transportation for the United States: 1993—Con.**

STCC code, description and mode of transportation	Value		Tons		Ton-miles		Average miles per shipment—coefficient of variation
	Coefficient of variation of number	Standard error of percentage	Coefficient of variation of number	Standard error of percentage	Coefficient of variation of number	Standard error of percentage	
STCC 141, DIMENSION STONE, QUARRY							
Total	8.1	—	12.4	—	10.8	—	14.1
Single Modes							
Parcel, U.S. Postal Service, or courier	(S)	(S)	90.5	—	89.3	—	(S)
Private truck	11.8	2.5	17.0	4.1	16.5	5.1	9.9
For-hire truck	9.1	2.3	11.8	3.6	22.4	5.2	31.2
Air	—	—	—	—	—	—	—
Rail	29.3	2.1	36.8	1.4	33.4	5.2	(S)
Inland water	(S)	(S)	(S)	(S)	(S)	(S)	(S)
Great Lakes	—	—	—	—	—	—	—
Deep sea water	—	—	—	—	—	—	—
Pipeline	—	—	—	—	—	—	—
Multiple Modes							
Private truck and for-hire truck	(S)	(S)	(S)	—	(S)	—	(S)
Truck and air	100.0	—	(S)	(S)	(S)	(S)	(S)
Truck and rail	—	—	—	—	—	—	—
Truck and water	100.0	—	100.0	—	(S)	—	(S)
Truck and pipeline	—	—	—	—	—	—	—
Rail and water	—	—	—	—	—	—	—
Inland water and Great Lakes	—	—	—	—	—	—	—
Inland water and deep sea	—	—	—	—	—	—	—
Other Modes							
Other and unknown modes	35.6	.8	34.0	.3	32.6	.5	25.3
STCC 142, CRUSHED OR BROKEN STONE OF RIPRAP							
Total	7.1	—	5.1	—	16.1	—	10.6
Single Modes							
Parcel, U.S. Postal Service, or courier	99.1	—	93.1	—	99.1	—	(S)
Private truck	9.2	1.6	8.1	2.1	17.4	4.5	17.5
For-hire truck	6.4	2.1	6.9	2.4	6.3	2.6	8.9
Air	—	—	—	—	—	—	—
Rail	26.4	1.1	25.9	1.3	29.1	3.9	11.3
Inland water	37.2	.6	(S)	(S)	(S)	(S)	(S)
Great Lakes	(D)	(D)	(D)	(D)	(D)	(D)	(D)
Deep sea water	—	—	—	—	—	—	—
Pipeline	—	—	—	—	—	—	—
Multiple Modes							
Private truck and for-hire truck	(S)	(S)	34.2	—	43.3	—	25.9
Truck and air	(S)	—	(S)	—	(S)	.3	(S)
Truck and rail	(D)	(D)	(D)	(D)	(D)	(D)	(D)
Truck and water	40.6	.2	44.1	.2	(S)	(S)	(S)
Truck and pipeline	—	—	—	—	—	—	—
Rail and water	—	—	—	—	—	—	—
Inland water and Great Lakes	(D)	(D)	(D)	(D)	(D)	(D)	(D)
Inland water and deep sea	—	—	—	—	—	—	—
Other Modes							
Other and unknown modes	19.0	.4	21.6	.5	21.3	.3	22.9
STCC 144, GRAVEL OR SAND							
Total	3.0	—	3.5	—	7.4	—	6.5
Single Modes							
Parcel, U.S. Postal Service, or courier	50.8	—	39.8	—	44.3	—	24.7
Private truck	3.8	1.7	4.4	1.3	4.6	2.0	8.2
For-hire truck	6.3	1.5	4.9	1.1	6.7	2.4	6.5
Air	—	—	—	—	—	—	—
Rail	8.4	.5	13.6	.4	20.9	3.1	4.7
Inland water	37.1	.5	38.9	.8	(S)	(S)	(S)
Great Lakes	—	—	—	—	—	—	—
Deep sea water	97.4	—	95.4	—	95.4	—	(S)
Pipeline	—	—	—	—	—	—	—
Multiple Modes							
Private truck and for-hire truck	46.6	.3	19.6	.1	16.7	.1	12.2
Truck and air	100.0	—	100.0	—	100.0	—	(S)
Truck and rail	(D)	(D)	(D)	(D)	(D)	(D)	(D)
Truck and water	(D)	(D)	(D)	(D)	(D)	(D)	(D)
Truck and pipeline	—	—	—	—	—	—	—
Rail and water	(D)	(D)	(D)	(D)	(D)	(D)	(D)
Inland water and Great Lakes	(D)	(D)	(D)	(D)	(D)	(D)	(D)
Inland water and deep sea	100.0	—	100.0	—	100.0	—	(S)
Other Modes							
Other and unknown modes	13.8	.3	14.9	.3	28.7	.5	25.6

Table B-6b. **Measures of Reliability for Shipment Characteristics by Three-Digit Commodity and Mode of Transportation for the United States: 1993-Con.**

STCC code, description and mode of transportation	Value		Tons		Ton-miles		Average miles per shipment-coefficient of variation
	Coefficient of variation of number	Standard error of percentage	Coefficient of variation of number	Standard error of percentage	Coefficient of variation of number	Standard error of percentage	
STCC 145, CLAY, CERAMIC, OR REFRACTORY MINERALS							
Total	6.0	-	14.6	-	8.1	-	25.1
Single Modes							
Parcel, U.S. Postal Service, or courier	(S)	(S)	(S)	-	(S)	.3	(S)
Private truck	22.0	3.2	15.8	4.5	16.4	.8	23.8
For-hire truck	7.7	1.8	13.9	4.8	9.5	3.9	19.0
Air	-	-	-	-	-	-	-
Rail	13.3	4.5	15.6	5.6	15.2	5.0	6.4
Inland water	-	-	-	-	-	-	-
Great Lakes	-	-	-	-	-	-	-
Deep sea water	-	-	-	-	-	-	-
Pipeline	-	-	-	-	-	-	-
Multiple Modes							
Private truck and for-hire truck	-	-	-	-	-	-	-
Truck and air	(S)	(S)	45.2	-	41.0	-	20.7
Truck and rail	(D)	(D)	(D)	(D)	(D)	(D)	(D)
Truck and water	100.0	(D)	(S)	(D)	100.0	(D)	(S)
Truck and pipeline	-	-	-	-	-	-	-
Rail and water	(D)	(D)	(D)	(D)	(D)	(D)	(D)
Inland water and Great Lakes	-	-	-	-	-	-	-
Inland water and deep sea	-	-	-	-	-	-	-
Other Modes							
Other and unknown modes	33.6	3.4	34.8	11.8	28.4	1.1	(S)
STCC 147, CHEMICAL OR FERTILIZER MINERALS							
Total	17.7	-	15.2	-	20.8	-	13.6
Single Modes							
Parcel, U.S. Postal Service, or courier	(D)	(D)	(D)	(D)	(D)	(D)	(D)
Private truck	30.5	3.9	11.8	1.3	23.6	1.3	6.9
For-hire truck	10.4	2.4	10.9	2.9	10.4	1.7	6.3
Air	-	-	-	-	-	-	-
Rail	16.4	4.5	22.8	6.2	14.4	6.4	5.3
Inland water	42.8	2.5	29.0	2.6	37.5	5.4	21.7
Great Lakes	-	-	-	-	-	-	-
Deep sea water	-	-	-	-	-	-	-
Pipeline	-	-	-	-	-	-	-
Multiple Modes							
Private truck and for-hire truck	(S)	-	(S)	-	71.5	-	(S)
Truck and air	(D)	(D)	(D)	(D)	(D)	(D)	(D)
Truck and rail	48.2	1.0	47.1	1.0	35.5	.4	31.8
Truck and water	(D)	(D)	(D)	(D)	(D)	(D)	(D)
Truck and pipeline	-	-	-	-	-	-	-
Rail and water	-	-	-	-	-	-	-
Inland water and Great Lakes	(D)	(D)	(D)	(D)	(D)	(D)	(D)
Inland water and deep sea	(S)	(S)	(S)	(S)	(S)	(S)	(S)
Other Modes							
Other and unknown modes	24.3	.9	22.3	1.0	36.5	1.7	(S)
STCC 149, MISCELLANEOUS NONMETALLIC MINERALS							
Total	5.6	-	13.9	-	30.2	-	16.9
Single Modes							
Parcel, U.S. Postal Service, or courier	(D)	(D)	(D)	(D)	(D)	(D)	(D)
Private truck	8.4	2.5	24.9	5.5	31.0	4.6	23.1
For-hire truck	9.1	2.2	17.3	4.6	7.2	4.8	17.3
Air	-	-	-	-	-	-	-
Rail	16.1	.4	17.7	1.2	13.0	5.1	15.7
Inland water	-	-	-	-	-	-	-
Great Lakes	-	-	-	-	-	-	-
Deep sea water	-	-	-	-	-	-	-
Pipeline	-	-	-	-	-	-	-
Multiple Modes							
Private truck and for-hire truck	(S)	(S)	(S)	(S)	(S)	.4	(S)
Truck and air	(D)	(D)	(D)	(D)	(D)	(D)	(D)
Truck and rail	(D)	(D)	(D)	(D)	(D)	(D)	(D)
Truck and water	(D)	(D)	(D)	(D)	(D)	(D)	(D)
Truck and pipeline	-	-	-	-	-	-	-
Rail and water	(D)	(D)	(D)	(D)	(D)	(D)	(D)
Inland water and Great Lakes	-	-	-	-	-	-	-
Inland water and deep sea	85.5	-	78.2	-	(S)	-	(S)
Other Modes							
Other and unknown modes	37.0	.7	(S)	(S)	(S)	(S)	(S)

Table B-6b. **Measures of Reliability for Shipment Characteristics by Three-Digit Commodity and Mode of Transportation for the United States: 1993—Con.**

STCC code, description and mode of transportation	Value		Tons		Ton-miles		Average miles per shipment—coefficient of variation
	Coefficient of variation of number	Standard error of percentage	Coefficient of variation of number	Standard error of percentage	Coefficient of variation of number	Standard error of percentage	
STCC 191, GUNS, HOWITZERS, MORTARS, RELATED EQUIPMENT, OR PARTS 30MM+							
Total	21.3	—	26.1	—	32.1	—	11.2
Single Modes							
Parcel, U.S. Postal Service, or courier	38.2	5.9	48.9	6.0	42.8	8.4	12.7
Private truck	(S)	(S)	(S)	(S)	82.4	(S)	(S)
For-hire truck	30.7	8.0	24.6	4.7	33.1	7.8	15.7
Air	—	—	—	—	—	—	—
Rail	(S)	(S)	(S)	(S)	(S)	(S)	(S)
Inland water	—	—	—	—	—	—	—
Great Lakes	—	—	—	—	—	—	—
Deep sea water	—	—	—	—	—	—	—
Pipeline	—	—	—	—	—	—	—
Multiple Modes							
Private truck and for-hire truck	—	—	—	—	—	—	—
Truck and air	(D)	(D)	(D)	(D)	(D)	(D)	(D)
Truck and rail	—	—	—	—	—	—	—
Truck and water	—	—	—	—	—	—	—
Truck and pipeline	—	—	—	—	—	—	—
Rail and water	—	—	—	—	—	—	—
Inland water and Great Lakes	—	—	—	—	—	—	—
Inland water and deep sea	—	—	—	—	—	—	—
Other Modes							
Other and unknown modes	(D)	(D)	(D)	(D)	(D)	(D)	(D)
STCC 192, AMMUNITION, OVER 30MM							
Total	31.2	—	20.7	—	22.5	—	11.9
Single Modes							
Parcel, U.S. Postal Service, or courier	36.7	.6	26.6	.1	33.2	.1	12.2
Private truck	40.7	5.0	30.9	3.5	47.2	1.8	(S)
For-hire truck	35.6	8.9	21.0	8.2	20.0	8.9	9.0
Air	(D)	(D)	(D)	(D)	(D)	(D)	(D)
Rail	27.7	6.2	44.9	8.6	44.1	8.5	21.6
Inland water	—	—	—	—	—	—	—
Great Lakes	—	—	—	—	—	—	—
Deep sea water	—	—	—	—	—	—	—
Pipeline	—	—	—	—	—	—	—
Multiple Modes							
Private truck and for-hire truck	(D)	(D)	(D)	(D)	(D)	(D)	(D)
Truck and air	(D)	(D)	(D)	(D)	(D)	(D)	(D)
Truck and rail	(S)	(S)	(S)	(S)	(S)	.7	(S)
Truck and water	(D)	(D)	(D)	(D)	(D)	(D)	(D)
Truck and pipeline	—	—	—	—	—	—	—
Rail and water	—	—	—	—	—	—	—
Inland water and Great Lakes	—	—	—	—	—	—	—
Inland water and deep sea	—	—	—	—	—	—	—
Other Modes							
Other and unknown modes	(S)	(S)	(S)	(S)	(S)	(S)	(S)
STCC 193, FULL TRACKED COMBAT VEHICLES OR PARTS							
Total	31.3	—	19.9	—	27.1	—	8.1
Single Modes							
Parcel, U.S. Postal Service, or courier	21.5	.6	36.0	.1	61.9	.1	(S)
Private truck	(S)	(S)	30.2	2.5	40.5	1.7	27.5
For-hire truck	35.4	8.3	28.0	9.3	30.7	11.3	5.4
Air	100.0	—	100.0	—	100.0	—	(S)
Rail	(D)	(D)	(D)	(D)	(D)	(D)	(D)
Inland water	—	—	—	—	—	—	—
Great Lakes	—	—	—	—	—	—	—
Deep sea water	—	—	—	—	—	—	—
Pipeline	—	—	—	—	—	—	—
Multiple Modes							
Private truck and for-hire truck	—	—	—	—	—	—	—
Truck and air	(S)	(S)	(S)	(S)	(S)	(S)	(S)
Truck and rail	—	—	—	—	—	—	—
Truck and water	(D)	(D)	(D)	(D)	(D)	(D)	(D)
Truck and pipeline	—	—	—	—	—	—	—
Rail and water	—	—	—	—	—	—	—
Inland water and Great Lakes	—	—	—	—	—	—	—
Inland water and deep sea	—	—	—	—	—	—	—
Other Modes							
Other and unknown modes	(D)	(D)	(D)	(D)	(D)	(D)	(D)

Table B-6b. **Measures of Reliability for Shipment Characteristics by Three-Digit Commodity and Mode of Transportation for the United States: 1993-Con.**

STCC code, description and mode of transportation	Value		Tons		Ton-miles		Average miles per shipment-coefficient of variation
	Coefficient of variation of number	Standard error of percentage	Coefficient of variation of number	Standard error of percentage	Coefficient of variation of number	Standard error of percentage	
STCC 194, MILITARY SIGHTING OR FIRE CONTROL EQUIPMENT							
Total	18.7	-	29.2	-	32.1	-	10.8
Single Modes							
Parcel, U.S. Postal Service, or courier	30.1	6.0	20.5	9.7	19.8	10.1	9.6
Private truck	(S)	(S)	57.9	(S)	50.7	.3	(S)
For-hire truck	28.3	8.4	40.5	10.9	43.6	10.4	13.7
Air	(D)	(D)	(D)	(D)	(D)	(D)	(D)
Rail	-	-	-	-	-	-	-
Inland water	-	-	-	-	-	-	-
Great Lakes	-	-	-	-	-	-	-
Deep sea water	-	-	-	-	-	-	-
Pipeline	-	-	-	-	-	-	-
Multiple Modes							
Private truck and for-hire truck	-	-	-	-	-	-	-
Truck and air	39.6	4.8	44.1	2.3	45.1	3.2	31.4
Truck and rail	-	-	-	-	-	-	-
Truck and water	-	-	-	-	-	-	-
Truck and pipeline	-	-	-	-	-	-	-
Rail and water	-	-	-	-	-	-	-
Inland water and Great Lakes	-	-	-	-	-	-	-
Inland water and deep sea	-	-	-	-	-	-	-
Other Modes							
Other and unknown modes	(D)	(D)	(D)	(D)	(D)	(D)	(D)
STCC 195, SMALL ARMS, 30MM OR UNDER, OR PARTS							
Total	10.9	-	18.4	-	14.1	-	4.0
Single Modes							
Parcel, U.S. Postal Service, or courier	12.5	5.0	14.6	5.7	13.4	7.0	3.4
Private truck	45.0	2.4	49.9	2.9	48.0	1.2	47.7
For-hire truck	19.4	5.8	31.0	6.0	23.6	7.3	8.0
Air	100.0	-	100.0	-	100.0	-	(S)
Rail	(D)	(D)	(D)	(D)	(D)	(D)	(D)
Inland water	-	-	-	-	-	-	-
Great Lakes	-	-	-	-	-	-	-
Deep sea water	-	-	-	-	-	-	-
Pipeline	-	-	-	-	-	-	-
Multiple Modes							
Private truck and for-hire truck	-	-	-	-	-	-	-
Truck and air	(D)	(D)	(D)	(D)	(D)	(D)	(D)
Truck and rail	-	-	-	-	-	-	-
Truck and water	-	-	-	-	-	-	-
Truck and pipeline	-	-	-	-	-	-	-
Rail and water	-	-	-	-	-	-	-
Inland water and Great Lakes	-	-	-	-	-	-	-
Inland water and deep sea	-	-	-	-	-	-	-
Other Modes							
Other and unknown modes	(D)	(D)	(D)	(D)	(D)	(D)	(D)
STCC 196, SMALL ARMS AMMUNITION, 30MM OR UNDER							
Total	6.9	-	7.9	-	7.9	-	6.5
Single Modes							
Parcel, U.S. Postal Service, or courier	12.2	1.2	17.7	1.5	16.8	1.5	8.1
Private truck	25.9	1.0	49.4	3.2	(S)	(S)	(S)
For-hire truck	9.6	4.9	9.5	4.3	9.9	4.9	8.6
Air	-	-	-	-	-	-	-
Rail	(D)	(D)	(D)	(D)	(D)	(D)	(D)
Inland water	-	-	-	-	-	-	-
Great Lakes	-	-	-	-	-	-	-
Deep sea water	-	-	-	-	-	-	-
Pipeline	-	-	-	-	-	-	-
Multiple Modes							
Private truck and for-hire truck	-	-	-	-	-	-	-
Truck and air	(D)	(D)	(D)	(D)	(D)	(D)	(D)
Truck and rail	-	-	-	-	-	-	-
Truck and water	-	-	-	-	-	-	-
Truck and pipeline	-	-	-	-	-	-	-
Rail and water	-	-	-	-	-	-	-
Inland water and Great Lakes	-	-	-	-	-	-	-
Inland water and deep sea	-	-	-	-	-	-	-
Other Modes							
Other and unknown modes	(D)	(D)	(D)	(D)	(D)	(D)	(D)

Table B-6b. **Measures of Reliability for Shipment Characteristics by Three-Digit Commodity and Mode of Transportation for the United States: 1993-Con.**

STCC code, description and mode of transportation	Value		Tons		Ton-miles		Average miles per shipment-coefficient of variation
	Coefficient of variation of number	Standard error of percentage	Coefficient of variation of number	Standard error of percentage	Coefficient of variation of number	Standard error of percentage	
STCC 199, MISCELLANEOUS ORDNANCE, ACCESSORIES OR PARTS							
Total	22.6	—	42.1	—	40.2	—	7.2
Single Modes							
Parcel, U.S. Postal Service, or courier	11.1	4.1	12.9	2.6	15.4	3.2	7.2
Private truck	37.0	3.4	(S)	(S)	(S)	(S)	(S)
For-hire truck	29.6	6.6	50.0	9.3	48.0	6.8	12.8
Air	94.0	—	99.4	—	99.7	.1	(S)
Rail	(S)	(S)	(S)	(S)	100.0	.8	(S)
Inland water	—	—	—	—	—	—	—
Great Lakes	—	—	—	—	—	—	—
Deep sea water	—	—	—	—	—	—	—
Pipeline	—	—	—	—	—	—	—
Multiple Modes							
Private truck and for-hire truck	(D)	(D)	(D)	(D)	(D)	(D)	(D)
Truck and air	35.0	1.7	48.2	.5	(S)	(S)	(S)
Truck and rail	—	—	—	—	—	—	—
Truck and water	—	—	—	—	—	—	—
Truck and pipeline	—	—	—	—	—	—	—
Rail and water	—	—	—	—	—	—	—
Inland water and Great Lakes	—	—	—	—	—	—	—
Inland water and deep sea	—	—	—	—	—	—	—
Other Modes							
Other and unknown modes	(D)	(D)	(D)	(D)	(D)	(D)	(D)
STCC 201, MEAT, POULTRY, OR SMALL GAME, FRESH, CHILLED, OR FROZEN							
Total	4.2	—	4.4	—	3.8	—	3.3
Single Modes							
Parcel, U.S. Postal Service, or courier	34.1	—	(S)	—	13.4	—	7.2
Private truck	5.3	1.6	4.2	.9	3.8	.6	3.3
For-hire truck	5.3	1.4	5.7	.8	4.2	.9	3.4
Air	48.0	—	(S)	—	(S)	—	(S)
Rail	25.0	.4	9.1	.4	13.4	1.2	4.9
Inland water	42.4	—	41.8	—	41.6	—	25.9
Great Lakes	—	—	—	—	—	—	—
Deep sea water	—	—	—	—	—	—	—
Pipeline	—	—	—	—	—	—	—
Multiple Modes							
Private truck and for-hire truck	28.4	.1	27.2	.1	33.6	.1	(S)
Truck and air	44.8	—	24.1	—	20.0	—	6.5
Truck and rail	23.5	—	20.8	—	31.3	.1	28.1
Truck and water	41.4	—	43.1	—	43.7	.2	47.6
Truck and pipeline	—	—	—	—	—	—	—
Rail and water	—	—	—	—	—	—	—
Inland water and Great Lakes	—	—	—	—	—	—	—
Inland water and deep sea	31.2	—	(S)	—	(S)	.1	(S)
Other Modes							
Other and unknown modes	11.6	.2	12.0	.2	17.3	.4	15.3
STCC 202, DAIRY PRODUCTS							
Total	4.2	—	3.1	—	6.5	—	11.9
Single Modes							
Parcel, U.S. Postal Service, or courier	44.9	.1	36.4	—	38.1	—	6.6
Private truck	5.3	1.8	5.3	2.3	7.8	1.6	8.5
For-hire truck	5.1	1.6	5.1	1.5	5.6	1.4	11.6
Air	—	—	—	—	—	—	—
Rail	38.6	.7	32.2	.3	30.1	1.7	8.6
Inland water	—	—	—	—	—	—	—
Great Lakes	—	—	—	—	—	—	—
Deep sea water	—	—	—	—	—	—	—
Pipeline	—	—	—	—	—	—	—
Multiple Modes							
Private truck and for-hire truck	(S)	(S)	(S)	(S)	(S)	.2	(S)
Truck and air	38.1	—	(S)	—	(S)	—	(S)
Truck and rail	(S)	—	(S)	—	(S)	.1	(S)
Truck and water	23.7	—	22.2	—	35.4	.2	24.2
Truck and pipeline	—	—	—	—	—	—	—
Rail and water	—	—	—	—	—	—	—
Inland water and Great Lakes	—	—	—	—	—	—	—
Inland water and deep sea	47.5	—	44.5	—	(S)	.1	(S)
Other Modes							
Other and unknown modes	39.8	1.1	48.5	1.4	26.2	.6	(S)

Table B-6b. **Measures of Reliability for Shipment Characteristics by Three-Digit Commodity and Mode of Transportation for the United States: 1993-Con.**

STCC code, description and mode of transportation	Value		Tons		Ton-miles		Average miles per shipment-coefficient of variation
	Coefficient of variation of number	Standard error of percentage	Coefficient of variation of number	Standard error of percentage	Coefficient of variation of number	Standard error of percentage	
STCC 203, CANNED OR PRESERVED FRUITS, VEGETABLES, OR SEAFOOD							
Total	4.5	-	4.3	-	3.6	-	8.0
Single Modes							
Parcel, U.S. Postal Service, or courier	25.7	-	29.0	-	14.1	-	9.6
Private truck	6.1	1.6	6.7	1.4	5.7	.9	4.6
For-hire truck	6.1	1.5	3.4	1.3	4.2	2.0	5.1
Air	(S)	-	87.5	-	(S)	-	(S)
Rail	9.2	.2	9.4	.4	13.0	2.3	3.6
Inland water	(S)	-	(S)	-	(S)	-	(S)
Great Lakes	-	-	-	-	-	-	-
Deep sea water	(S)	-	(S)	-	(S)	-	(S)
Pipeline	-	-	-	-	-	-	-
Multiple Modes							
Private truck and for-hire truck	46.4	.2	(S)	(S)	42.9	.1	12.0
Truck and air	38.5	-	37.4	-	43.4	-	7.1
Truck and rail	15.7	-	18.3	.1	19.6	.3	19.1
Truck and water	22.2	-	21.0	-	26.1	.3	13.3
Truck and pipeline	-	-	-	-	-	-	-
Rail and water	-	-	-	-	-	-	-
Inland water and Great Lakes	-	-	-	-	-	-	-
Inland water and deep sea	41.0	-	38.1	-	36.7	.1	13.1
Other Modes							
Other and unknown modes	11.4	.1	8.7	.1	15.8	.4	34.9
STCC 204, GRAIN MILL PRODUCTS							
Total	5.1	-	3.2	-	3.2	-	4.9
Single Modes							
Parcel, U.S. Postal Service, or courier	(S)	(S)	(S)	-	32.9	-	22.3
Private truck	7.0	1.6	5.7	1.7	5.8	.6	5.5
For-hire truck	7.1	1.6	6.3	1.5	9.2	2.2	7.9
Air	(D)	(D)	(D)	(D)	(D)	(D)	(D)
Rail	3.1	.7	3.2	.9	3.5	1.8	2.4
Inland water	30.6	.2	29.7	.6	(S)	(S)	(S)
Great Lakes	-	-	-	-	-	-	-
Deep sea water	-	-	-	-	-	-	-
Pipeline	-	-	-	-	-	-	-
Multiple Modes							
Private truck and for-hire truck	23.8	-	46.0	-	25.6	-	28.1
Truck and air	(S)	-	(S)	-	(S)	-	(S)
Truck and rail	30.9	.1	29.8	.1	32.2	.2	7.9
Truck and water	(S)	(S)	(S)	(S)	(S)	.4	(S)
Truck and pipeline	-	-	-	-	-	-	-
Rail and water	-	-	-	-	-	-	-
Inland water and Great Lakes	(D)	(D)	(D)	(D)	(D)	(D)	(D)
Inland water and deep sea	37.8	-	46.5	-	47.5	.1	19.1
Other Modes							
Other and unknown modes	13.0	.3	16.9	.5	12.7	.2	42.4
STCC 205, BAKERY PRODUCTS							
Total	8.4	-	11.1	-	8.2	-	9.2
Single Modes							
Parcel, U.S. Postal Service, or courier	11.8	-	15.9	-	11.1	-	10.1
Private truck	11.0	2.0	16.4	3.0	17.3	3.1	7.5
For-hire truck	5.4	2.1	7.8	3.0	8.7	4.0	14.9
Air	100.0	-	100.0	-	100.0	-	(S)
Rail	20.3	.1	21.8	.1	18.9	.5	13.6
Inland water	-	-	-	-	-	-	-
Great Lakes	-	-	-	-	-	-	-
Deep sea water	-	-	-	-	-	-	-
Pipeline	-	-	-	-	-	-	-
Multiple Modes							
Private truck and for-hire truck	41.9	-	(S)	-	40.2	-	26.8
Truck and air	(S)	-	(S)	-	(S)	-	(S)
Truck and rail	44.9	.4	34.6	.3	34.1	1.5	6.6
Truck and water	49.4	-	46.3	-	(S)	.4	(S)
Truck and pipeline	-	-	-	-	-	-	-
Rail and water	-	-	-	-	-	-	-
Inland water and Great Lakes	-	-	-	-	-	-	-
Inland water and deep sea	31.7	-	44.3	-	38.8	-	25.7
Other Modes							
Other and unknown modes	29.3	.3	34.2	.3	36.6	.5	18.7

Table B-6b. **Measures of Reliability for Shipment Characteristics by Three-Digit Commodity and Mode of Transportation for the United States: 1993—Con.**

STCC code, description and mode of transportation	Value		Tons		Ton-miles		Average miles per shipment—coefficient of variation
	Coefficient of variation of number	Standard error of percentage	Coefficient of variation of number	Standard error of percentage	Coefficient of variation of number	Standard error of percentage	
STCC 206, SUGAR, BEET, OR CANE							
Total	10.4	—	13.3	—	23.8	—	3.5
Single Modes							
Parcel, U.S. Postal Service, or courier	(S)	—	(S)	—	(S)	—	(S)
Private truck	13.1	4.2	16.0	4.6	11.9	1.3	4.7
For-hire truck	11.3	2.2	10.7	2.5	10.2	3.6	8.9
Air	—	—	—	—	—	—	—
Rail	11.1	2.6	9.2	2.5	9.0	5.4	5.6
Inland water	(S)	(S)	(S)	(S)	(S)	.9	(S)
Great Lakes	—	—	—	—	—	—	—
Deep sea water	—	—	—	—	—	—	—
Pipeline	—	—	—	—	—	—	—
Multiple Modes							
Private truck and for-hire truck	(S)	—	(S)	—	(S)	—	(S)
Truck and air	(S)	—	53.9	—	63.8	—	(S)
Truck and rail	(S)	(S)	(S)	(S)	(S)	(S)	(S)
Truck and water	29.0	.3	26.9	.5	29.9	2.1	13.1
Truck and pipeline	—	—	—	—	—	—	—
Rail and water	49.3	—	49.2	.2	(S)	(S)	(S)
Inland water and Great Lakes	—	—	—	—	—	—	—
Inland water and deep sea	36.7	3.2	41.6	3.6	39.2	6.3	(S)
Other Modes							
Other and unknown modes	(S)	(S)	(S)	(S)	(S)	(S)	(S)
STCC 207, CONFECTIONERY OR RELATED PRODUCTS							
Total	4.5	—	2.3	—	5.4	—	12.9
Single Modes							
Parcel, U.S. Postal Service, or courier	15.2	.2	15.6	.1	25.2	.1	6.0
Private truck	8.2	2.4	7.7	2.4	11.7	1.3	8.5
For-hire truck	6.2	2.6	5.0	2.5	6.5	1.8	4.3
Air	(S)	—	86.9	—	(S)	—	(S)
Rail	(S)	(S)	28.0	.2	28.2	.8	13.0
Inland water	—	—	—	—	—	—	—
Great Lakes	—	—	—	—	—	—	—
Deep sea water	—	—	—	—	—	—	—
Pipeline	—	—	—	—	—	—	—
Multiple Modes							
Private truck and for-hire truck	(S)	—	(S)	—	(S)	—	(S)
Truck and air	39.7	—	39.8	—	44.6	.1	6.2
Truck and rail	(S)	(S)	41.9	.1	37.7	.3	28.2
Truck and water	(S)	—	64.9	—	(S)	—	(S)
Truck and pipeline	—	—	—	—	—	—	—
Rail and water	—	—	—	—	—	—	—
Inland water and Great Lakes	—	—	—	—	—	—	—
Inland water and deep sea	(S)	—	77.8	—	(S)	—	(S)
Other Modes							
Other and unknown modes	15.4	.2	14.7	.1	16.7	.4	(S)
STCC 208, BEVERAGES OR FLAVORING EXTRACTS							
Total	3.1	—	3.4	—	8.2	—	4.2
Single Modes							
Parcel, U.S. Postal Service, or courier	25.3	—	41.6	—	36.6	—	20.9
Private truck	1.5	1.6	2.6	1.5	4.8	1.8	4.3
For-hire truck	9.3	1.7	7.7	1.2	11.3	2.1	7.3
Air	97.4	—	99.6	—	99.8	—	(S)
Rail	5.8	.1	9.7	.4	12.1	1.5	6.0
Inland water	(S)	(S)	(S)	(S)	(S)	(S)	(S)
Great Lakes	—	—	—	—	—	—	—
Deep sea water	—	—	—	—	—	—	—
Pipeline	—	—	—	—	—	—	—
Multiple Modes							
Private truck and for-hire truck	48.4	.1	(S)	(S)	42.1	.1	(S)
Truck and air	44.8	—	33.1	—	36.5	—	9.6
Truck and rail	27.1	.1	35.4	.1	42.6	.7	7.1
Truck and water	24.5	.1	46.0	.6	27.7	.6	25.0
Truck and pipeline	—	—	—	—	—	—	—
Rail and water	(S)	—	(S)	(S)	(S)	(S)	(S)
Inland water and Great Lakes	—	—	—	—	—	—	—
Inland water and deep sea	41.3	—	27.8	—	32.5	.1	20.5
Other Modes							
Other and unknown modes	29.4	.6	24.8	.5	23.0	.5	16.6

Table B-6b. **Measures of Reliability for Shipment Characteristics by Three-Digit Commodity and Mode of Transportation for the United States: 1993-Con.**

STCC code, description and mode of transportation	Value		Tons		Ton-miles		Average miles per shipment-coefficient of variation
	Coefficient of variation of number	Standard error of percentage	Coefficient of variation of number	Standard error of percentage	Coefficient of variation of number	Standard error of percentage	
STCC 209, MISCELLANEOUS FOOD PREPARATIONS OR KINDRED PRODUCTS							
Total	3.9	-	3.5	-	4.4	-	10.9
Single Modes							
Parcel, U.S. Postal Service, or courier	40.8	.3	30.4	-	38.6	.1	12.0
Private truck	5.2	1.5	3.7	1.5	3.5	1.0	4.7
For-hire truck	4.9	1.3	4.9	1.2	3.2	1.1	4.9
Air	71.2	-	89.6	-	89.9	-	(S)
Rail	4.8	.2	6.8	.7	4.0	1.7	6.2
Inland water	31.7	.2	26.9	.6	32.9	1.5	31.8
Great Lakes	-	-	-	-	-	-	-
Deep sea water	-	-	-	-	-	-	-
Pipeline	-	-	-	-	-	-	-
Multiple Modes							
Private truck and for-hire truck	35.4	-	26.8	-	31.7	-	(S)
Truck and air	24.3	-	41.6	-	(S)	-	(S)
Truck and rail	24.8	-	33.8	.1	33.7	.3	(S)
Truck and water	(S)	-	(S)	(S)	(S)	.2	(S)
Truck and pipeline	-	-	-	-	-	-	-
Rail and water	-	-	-	-	-	-	-
Inland water and Great Lakes	-	-	-	-	-	-	-
Inland water and deep sea	(S)	(S)	(S)	(S)	(S)	(S)	(S)
Other Modes							
Other and unknown modes	19.2	.3	40.9	1.0	20.1	.3	(S)
STCC 211, CIGARETTES							
Total	10.5	-	9.8	-	13.9	-	4.2
Single Modes							
Parcel, U.S. Postal Service, or courier	41.2	.1	33.7	-	45.2	.1	17.5
Private truck	10.0	3.9	9.7	3.0	27.9	4.8	3.8
For-hire truck	16.7	4.6	16.0	4.1	11.9	5.7	(S)
Air	-	-	-	-	-	-	-
Rail	(D)	(D)	(D)	(D)	(D)	(D)	(D)
Inland water	-	-	-	-	-	-	-
Great Lakes	-	-	-	-	-	-	-
Deep sea water	-	-	-	-	-	-	-
Pipeline	-	-	-	-	-	-	-
Multiple Modes							
Private truck and for-hire truck	91.8	-	99.7	-	96.1	-	(S)
Truck and air	(S)	-	86.0	-	(S)	.1	(S)
Truck and rail	(D)	(D)	(D)	(D)	(D)	(D)	(D)
Truck and water	-	-	-	-	-	-	-
Truck and pipeline	-	-	-	-	-	-	-
Rail and water	-	-	-	-	-	-	-
Inland water and Great Lakes	-	-	-	-	-	-	-
Inland water and deep sea	-	-	-	-	-	-	-
Other Modes							
Other and unknown modes	(S)	(S)	(S)	(S)	(S)	.2	(S)
STCC 212, CIGARS							
Total	(D)	(D)	(D)	(D)	(D)	(D)	(D)
Single Modes							
Parcel, U.S. Postal Service, or courier	(S)	(S)	35.6	3.5	36.8	5.7	9.2
Private truck	(D)	(D)	(D)	(D)	(D)	(D)	(D)
For-hire truck	(D)	(D)	(D)	(D)	(D)	(D)	(D)
Air	100.0	-	100.0	-	100.0	-	(S)
Rail	-	-	-	-	-	-	-
Inland water	-	-	-	-	-	-	-
Great Lakes	-	-	-	-	-	-	-
Deep sea water	-	-	-	-	-	-	-
Pipeline	-	-	-	-	-	-	-
Multiple Modes							
Private truck and for-hire truck	-	-	-	-	-	-	-
Truck and air	(D)	(D)	(D)	(D)	(D)	(D)	(D)
Truck and rail	(D)	(D)	(D)	(D)	(D)	(D)	(D)
Truck and water	(D)	(D)	(D)	(D)	(D)	(D)	(D)
Truck and pipeline	-	-	-	-	-	-	-
Rail and water	-	-	-	-	-	-	-
Inland water and Great Lakes	-	-	-	-	-	-	-
Inland water and deep sea	-	-	-	-	-	-	-
Other Modes							
Other and unknown modes	40.0	.6	49.1	.4	62.0	.7	(S)

Table B-6b. **Measures of Reliability for Shipment Characteristics by Three-Digit Commodity and Mode of Transportation for the United States: 1993-Con.**

STCC code, description and mode of transportation	Value		Tons		Ton-miles		Average miles per shipment-coefficient of variation
	Coefficient of variation of number	Standard error of percentage	Coefficient of variation of number	Standard error of percentage	Coefficient of variation of number	Standard error of percentage	
STCC 213, CHEWING OR SMOKING TOBACCO, OR SNUFF							
Total	17.1	-	19.8	-	20.6	-	17.3
Single Modes							
Parcel, U.S. Postal Service, or courier	(D)	(D)	(D)	(D)	(D)	(D)	(D)
Private truck	17.2	3.6	17.4	4.6	35.5	1.8	9.9
For-hire truck	23.3	7.9	20.7	6.4	17.3	6.5	15.6
Air	-	-	-	-	-	-	-
Rail	-	-	-	-	-	-	-
Inland water	-	-	-	-	-	-	-
Great Lakes	-	-	-	-	-	-	-
Deep sea water	-	-	-	-	-	-	-
Pipeline	-	-	-	-	-	-	-
Multiple Modes							
Private truck and for-hire truck	40.6	3.1	43.7	2.2	49.3	2.3	23.9
Truck and air	100.0	-	100.0	-	100.0	.1	(S)
Truck and rail	(D)	(D)	(D)	(D)	(D)	(D)	(D)
Truck and water	(S)	(S)	(S)	(S)	(S)	(S)	(S)
Truck and pipeline	-	-	-	-	-	-	-
Rail and water	-	-	-	-	-	-	-
Inland water and Great Lakes	-	-	-	-	-	-	-
Inland water and deep sea	-	-	-	-	-	-	-
Other Modes							
Other and unknown modes	(D)	(D)	(D)	(D)	(D)	(D)	(D)
STCC 214, STEMMED OR REDRIED TOBACCO							
Total	(D)	(D)	(D)	(D)	(D)	(D)	(D)
Single Modes							
Parcel, U.S. Postal Service, or courier	(D)	(D)	(D)	(D)	(D)	(D)	(D)
Private truck	(D)	(D)	(D)	(D)	(D)	(D)	(D)
For-hire truck	(D)	(D)	(D)	(D)	(D)	(D)	(D)
Air	-	-	-	-	-	-	-
Rail	(D)	(D)	(D)	(D)	(D)	(D)	(D)
Inland water	-	-	-	-	-	-	-
Great Lakes	-	-	-	-	-	-	-
Deep sea water	-	-	-	-	-	-	-
Pipeline	-	-	-	-	-	-	-
Multiple Modes							
Private truck and for-hire truck	-	-	-	-	-	-	-
Truck and air	(D)	(D)	(D)	(D)	(D)	(D)	(D)
Truck and rail	(D)	(D)	(D)	(D)	(D)	(D)	(D)
Truck and water	-	-	-	-	-	-	-
Truck and pipeline	-	-	-	-	-	-	-
Rail and water	-	-	-	-	-	-	-
Inland water and Great Lakes	-	-	-	-	-	-	-
Inland water and deep sea	-	-	-	-	-	-	-
Other Modes							
Other and unknown modes	(D)	(D)	(D)	(D)	(D)	(D)	(D)
STCC 221, COTTON BROAD-WOVEN FABRICS							
Total	9.3	-	10.7	-	20.6	-	6.9
Single Modes							
Parcel, U.S. Postal Service, or courier	20.2	2.7	22.6	1.0	26.2	2.0	6.9
Private truck	10.4	2.2	11.6	2.2	9.3	2.1	8.7
For-hire truck	14.5	4.0	14.1	2.9	26.3	3.9	8.2
Air	(S)	(S)	(S)	.1	(S)	.2	(S)
Rail	-	-	-	-	-	-	-
Inland water	-	-	-	-	-	-	-
Great Lakes	-	-	-	-	-	-	-
Deep sea water	-	-	-	-	-	-	-
Pipeline	-	-	-	-	-	-	-
Multiple Modes							
Private truck and for-hire truck	40.3	.2	37.6	.5	31.2	.3	(S)
Truck and air	27.5	.5	27.4	.1	36.4	.5	8.6
Truck and rail	-	-	-	-	-	-	-
Truck and water	(D)	(D)	(D)	(D)	(D)	(D)	(D)
Truck and pipeline	-	-	-	-	-	-	-
Rail and water	-	-	-	-	-	-	-
Inland water and Great Lakes	-	-	-	-	-	-	-
Inland water and deep sea	(D)	(D)	(D)	(D)	(D)	(D)	(D)
Other Modes							
Other and unknown modes	(S)	(S)	(S)	(S)	34.2	.5	17.9

Table B-6b. **Measures of Reliability for Shipment Characteristics by Three-Digit Commodity and Mode of Transportation for the United States: 1993-Con.**

STCC code, description and mode of transportation	Value		Tons		Ton-miles		Average miles per shipment-coefficient of variation
	Coefficient of variation of number	Standard error of percentage	Coefficient of variation of number	Standard error of percentage	Coefficient of variation of number	Standard error of percentage	
STCC 222, MAN-MADE FIBRE OR SILK BROAD-WOVEN FABRICS							
Total	8.4	-	14.3	-	13.2	-	11.9
Single Modes							
Parcel, U.S. Postal Service, or courier	10.5	.8	10.4	.2	9.8	.4	15.4
Private truck	14.4	2.9	15.5	3.0	18.4	2.3	15.0
For-hire truck	8.3	3.1	15.9	2.6	11.6	3.2	4.8
Air	100.0	-	100.0	-	100.0	-	(S)
Rail	(S)	(S)	(S)	(S)	(S)	(S)	(S)
Inland water	-	-	-	-	-	-	-
Great Lakes	-	-	-	-	-	-	-
Deep sea water	-	-	-	-	-	-	-
Pipeline	-	-	-	-	-	-	-
Multiple Modes							
Private truck and for-hire truck	(S)	(S)	(S)	(S)	87.2	-	(S)
Truck and air	29.0	.1	31.1	-	27.1	-	8.0
Truck and rail	-	-	-	-	-	-	-
Truck and water	-	-	-	-	-	-	-
Truck and pipeline	-	-	-	-	-	-	-
Rail and water	-	-	-	-	-	-	-
Inland water and Great Lakes	-	-	-	-	-	-	-
Inland water and deep sea	(S)	-	100.0	-	100.0	-	(S)
Other Modes							
Other and unknown modes	(S)	(S)	46.7	.3	49.7	.5	21.5
STCC 223, WOOL BROAD-WOVEN FABRICS							
Total	30.8	-	29.5	-	21.5	-	24.0
Single Modes							
Parcel, U.S. Postal Service, or courier	49.6	6.0	44.4	4.2	(S)	(S)	(S)
Private truck	30.5	5.7	24.9	4.9	23.6	4.5	29.0
For-hire truck	11.7	6.0	17.6	5.5	21.3	7.8	22.3
Air	-	-	-	-	-	-	-
Rail	66.8	-	73.5	-	67.2	-	(S)
Inland water	-	-	-	-	-	-	-
Great Lakes	-	-	-	-	-	-	-
Deep sea water	-	-	-	-	-	-	-
Pipeline	-	-	-	-	-	-	-
Multiple Modes							
Private truck and for-hire truck	-	-	-	-	-	-	-
Truck and air	41.7	.1	52.7	(S)	51.9	.2	(S)
Truck and rail	-	-	-	-	-	-	-
Truck and water	-	-	-	-	-	-	-
Truck and pipeline	-	-	-	-	-	-	-
Rail and water	-	-	-	-	-	-	-
Inland water and Great Lakes	-	-	-	-	-	-	-
Inland water and deep sea	-	-	-	-	-	-	-
Other Modes							
Other and unknown modes	(S)	(S)	(S)	(S)	(S)	(S)	(S)
STCC 224, NARROW FABRICS, COTTON, SILK OR WOOL, OR MAN-MADE FIBRES							
Total	9.2	-	7.2	-	4.7	-	5.9
Single Modes							
Parcel, U.S. Postal Service, or courier	34.9	3.1	12.7	.4	14.4	.6	5.5
Private truck	11.6	2.8	12.5	3.3	10.7	1.8	16.0
For-hire truck	6.2	3.3	11.9	4.5	9.8	5.4	5.9
Air	82.0	-	76.5	-	80.1	-	(S)
Rail	(S)	(S)	(S)	(S)	(S)	(S)	(S)
Inland water	-	-	-	-	-	-	-
Great Lakes	-	-	-	-	-	-	-
Deep sea water	-	-	-	-	-	-	-
Pipeline	-	-	-	-	-	-	-
Multiple Modes							
Private truck and for-hire truck	(S)	(S)	(S)	-	100.0	-	(S)
Truck and air	25.4	.1	37.3	-	28.7	.1	11.7
Truck and rail	(S)	(S)	(S)	(S)	(S)	.5	(S)
Truck and water	(S)	(S)	(S)	(S)	(S)	.2	(S)
Truck and pipeline	-	-	-	-	-	-	-
Rail and water	-	-	-	-	-	-	-
Inland water and Great Lakes	-	-	-	-	-	-	-
Inland water and deep sea	-	-	-	-	-	-	-
Other Modes							
Other and unknown modes	24.7	.5	33.1	.8	47.5	3.0	16.3

Table B-6b. **Measures of Reliability for Shipment Characteristics by Three-Digit Commodity and Mode of Transportation for the United States: 1993—Con.**

STCC code, description and mode of transportation	Value		Tons		Ton-miles		Average miles per shipment—coefficient of variation
	Coefficient of variation of number	Standard error of percentage	Coefficient of variation of number	Standard error of percentage	Coefficient of variation of number	Standard error of percentage	
STCC 225, KNIT FABRICS							
Total	8.5	—	14.0	—	17.2	—	11.4
Single Modes							
Parcel, U.S. Postal Service, or courier	18.6	.4	14.9	.1	14.1	.3	4.6
Private truck	9.2	3.4	12.7	3.3	6.9	1.7	39.8
For-hire truck	12.0	3.4	17.7	3.2	18.6	2.0	9.0
Air	62.1	—	65.6	—	94.6	—	(S)
Rail	(S)	—	100.0	—	100.0	—	(S)
Inland water	—	—	—	—	—	—	—
Great Lakes	—	—	—	—	—	—	—
Deep sea water	—	—	—	—	—	—	—
Pipeline	—	—	—	—	—	—	—
Multiple Modes							
Private truck and for-hire truck	(S)	(S)	(S)	(S)	48.5	.5	(S)
Truck and air	(S)	(S)	(S)	(S)	(S)	.6	(S)
Truck and rail	(S)	(S)	(S)	(S)	(S)	(S)	(S)
Truck and water	(S)	(S)	(S)	(S)	(S)	.4	(S)
Truck and pipeline	—	—	—	—	—	—	—
Rail and water	—	—	—	—	—	—	—
Inland water and Great Lakes	—	—	—	—	—	—	—
Inland water and deep sea	—	—	—	—	—	—	—
Other Modes							
Other and unknown modes	19.8	.3	34.7	.7	(S)	(S)	(S)
STCC 227, FLOOR COVERINGS							
Total	7.5	—	7.4	—	10.3	—	5.4
Single Modes							
Parcel, U.S. Postal Service, or courier	26.0	.5	14.9	.1	14.5	.1	7.1
Private truck	11.4	3.4	12.2	3.3	22.3	2.7	11.3
For-hire truck	8.5	3.0	6.3	3.0	9.9	2.9	6.5
Air	(S)	—	76.3	—	90.9	—	(S)
Rail	(S)	(S)	(S)	(S)	(S)	.6	(S)
Inland water	—	—	—	—	—	—	—
Great Lakes	—	—	—	—	—	—	—
Deep sea water	—	—	—	—	—	—	—
Pipeline	—	—	—	—	—	—	—
Multiple Modes							
Private truck and for-hire truck	31.3	.6	31.9	.6	44.8	1.0	17.6
Truck and air	(S)	(S)	40.2	—	46.0	.1	12.8
Truck and rail	(S)	(S)	(S)	(S)	(S)	(S)	(S)
Truck and water	(S)	(S)	(S)	—	(S)	—	(S)
Truck and pipeline	—	—	—	—	—	—	—
Rail and water	—	—	—	—	—	—	—
Inland water and Great Lakes	—	—	—	—	—	—	—
Inland water and deep sea	—	—	—	—	—	—	—
Other Modes							
Other and unknown modes	24.9	.5	26.2	.7	34.3	.7	19.2
STCC 228, THREAD AND YARN							
Total	15.4	—	15.8	—	21.0	—	15.7
Single Modes							
Parcel, U.S. Postal Service, or courier	30.0	1.6	45.5	.9	(S)	(S)	(S)
Private truck	8.8	3.7	9.2	3.7	11.3	3.7	12.7
For-hire truck	23.8	3.8	23.2	3.7	28.3	5.0	7.1
Air	100.0	—	100.0	—	100.0	—	(S)
Rail	(S)	—	(S)	—	48.4	—	(S)
Inland water	—	—	—	—	—	—	—
Great Lakes	—	—	—	—	—	—	—
Deep sea water	—	—	—	—	—	—	—
Pipeline	—	—	—	—	—	—	—
Multiple Modes							
Private truck and for-hire truck	35.8	.1	41.0	.1	37.1	.1	33.3
Truck and air	24.8	—	32.7	—	37.3	—	11.8
Truck and rail	(S)	.1	(S)	(S)	(S)	.6	(S)
Truck and water	(S)	—	(S)	—	(S)	.1	(S)
Truck and pipeline	—	—	—	—	—	—	—
Rail and water	—	—	—	—	—	—	—
Inland water and Great Lakes	—	—	—	—	—	—	—
Inland water and deep sea	—	—	—	—	—	—	—
Other Modes							
Other and unknown modes	27.4	.5	33.8	.4	38.9	.8	18.5

Table B-6b. **Measures of Reliability for Shipment Characteristics by Three-Digit Commodity and Mode of Transportation for the United States: 1993-Con.**

STCC code, description and mode of transportation	Value		Tons		Ton-miles		Average miles per shipment-coefficient of variation
	Coefficient of variation of number	Standard error of percentage	Coefficient of variation of number	Standard error of percentage	Coefficient of variation of number	Standard error of percentage	
STCC 229, MISCELLANEOUS TEXTILE GOODS							
Total.....	4.7	-	4.5	-	5.4	-	4.2
Single Modes							
Parcel, U.S. Postal Service, or courier	12.0	1.1	13.0	.4	14.4	.7	3.4
Private truck	6.3	.9	9.6	1.8	8.8	.9	17.6
For-hire truck	4.8	2.1	3.3	2.9	6.6	2.3	6.3
Air	77.7	-	79.0	-	53.0	-	(S)
Rail	(D)	(D)	(D)	(D)	(D)	(D)	(D)
Inland water	-	-	-	-	-	-	-
Great Lakes	-	-	-	-	-	-	-
Deep sea water	-	-	-	-	-	-	-
Pipeline	-	-	-	-	-	-	-
Multiple Modes							
Private truck and for-hire truck	(S)	-	(S)	(S)	(S)	.1	(S)
Truck and air	42.8	.4	16.1	-	16.3	-	6.3
Truck and rail	23.7	.1	26.2	.1	26.3	.3	8.6
Truck and water	(D)	(D)	(D)	(D)	(D)	(D)	(D)
Truck and pipeline	-	-	-	-	-	-	-
Rail and water	-	-	-	-	-	-	-
Inland water and Great Lakes	-	-	-	-	-	-	-
Inland water and deep sea	(D)	(D)	(D)	(D)	(D)	(D)	(D)
Other Modes							
Other and unknown modes	36.8	1.6	(S)	(S)	17.1	.5	12.6
STCC 231, MEN'S, YOUTHS', OR BOYS' CLOTHING OR UNIFORMS							
Total.....	14.4	-	19.2	-	21.2	-	4.2
Single Modes							
Parcel, U.S. Postal Service, or courier	6.3	1.7	7.0	1.2	9.4	1.6	4.8
Private truck	8.1	1.9	6.9	3.0	10.2	1.6	23.6
For-hire truck	19.7	3.4	24.9	4.1	25.1	3.4	3.4
Air	37.7	-	67.0	-	53.5	-	(S)
Rail	(S)	(S)	(S)	(S)	(S)	.3	(S)
Inland water	-	-	-	-	-	-	-
Great Lakes	-	-	-	-	-	-	-
Deep sea water	-	-	-	-	-	-	-
Pipeline	-	-	-	-	-	-	-
Multiple Modes							
Private truck and for-hire truck	35.2	.2	45.8	.2	(S)	.3	(S)
Truck and air	29.1	.2	33.1	.1	43.2	.5	6.5
Truck and rail	(S)	-	(S)	(S)	(S)	-	(S)
Truck and water	45.2	-	47.1	-	48.3	-	43.8
Truck and pipeline	-	-	-	-	-	-	-
Rail and water	-	-	-	-	-	-	-
Inland water and Great Lakes	-	-	-	-	-	-	-
Inland water and deep sea	(S)	-	100.0	-	100.0	-	(S)
Other Modes							
Other and unknown modes	29.9	.5	28.0	.4	30.3	.6	13.9
STCC 233, WOMEN'S, MISSES', CHILDRENS, OR INFANTS CLOTHING							
Total.....	8.0	-	9.8	-	16.3	-	4.0
Single Modes							
Parcel, U.S. Postal Service, or courier	9.4	1.0	8.1	.4	7.5	1.4	4.3
Private truck	15.6	2.1	21.4	3.1	(S)	(S)	(S)
For-hire truck	8.0	1.7	8.6	2.7	8.8	4.0	4.9
Air	(S)	(S)	(S)	-	(S)	.1	(S)
Rail	(S)	(S)	(S)	(S)	(S)	(S)	(S)
Inland water	-	-	-	-	-	-	-
Great Lakes	-	-	-	-	-	-	-
Deep sea water	-	-	-	-	-	-	-
Pipeline	-	-	-	-	-	-	-
Multiple Modes							
Private truck and for-hire truck	(S)	(S)	(S)	(S)	(S)	.1	(S)
Truck and air	26.2	.7	13.8	.2	20.0	1.0	6.1
Truck and rail	(S)	(S)	47.7	.3	47.8	1.3	24.5
Truck and water	58.5	-	72.2	-	88.9	-	(S)
Truck and pipeline	-	-	-	-	-	-	-
Rail and water	-	-	-	-	-	-	-
Inland water and Great Lakes	-	-	-	-	-	-	-
Inland water and deep sea	(S)	-	(S)	-	(S)	-	(S)
Other Modes							
Other and unknown modes	24.5	.5	18.7	.3	22.0	.5	17.7

Table B-6b. **Measures of Reliability for Shipment Characteristics by Three-Digit Commodity and Mode of Transportation for the United States: 1993—Con.**

STCC code, description and mode of transportation	Value		Tons		Ton-miles		Average miles per shipment—coefficient of variation
	Coefficient of variation of number	Standard error of percentage	Coefficient of variation of number	Standard error of percentage	Coefficient of variation of number	Standard error of percentage	
STCC 235, CAPS, HATS, OR MILLINERY OR HAT BODIES							
Total	8.7	—	13.5	—	14.2	—	4.3
Single Modes							
Parcel, U.S. Postal Service, or courier	8.5	3.1	12.8	3.2	12.2	5.3	4.4
Private truck	16.7	.8	21.6	1.8	(S)	(S)	(S)
For-hire truck	15.3	3.9	22.2	5.1	24.7	6.1	7.0
Air	100.0	—	100.0	—	100.0	—	(S)
Rail	(S)	—	100.0	—	100.0	—	(S)
Inland water	—	—	—	—	—	—	—
Great Lakes	—	—	—	—	—	—	—
Deep sea water	—	—	—	—	—	—	—
Pipeline	—	—	—	—	—	—	—
Multiple Modes							
Private truck and for-hire truck	(D)	(D)	(D)	(D)	(D)	(D)	(D)
Truck and air	(D)	(D)	(D)	(D)	(D)	(D)	(D)
Truck and rail	—	—	—	—	—	—	—
Truck and water	—	—	—	—	—	—	—
Truck and pipeline	—	—	—	—	—	—	—
Rail and water	—	—	—	—	—	—	—
Inland water and Great Lakes	—	—	—	—	—	—	—
Inland water and deep sea	—	—	—	—	—	—	—
Other Modes							
Other and unknown modes	(S)	(S)	41.6	1.8	43.1	1.7	29.5
STCC 237, FUR GOODS							
Total	7.6	—	19.4	—	19.2	—	8.4
Single Modes							
Parcel, U.S. Postal Service, or courier	19.6	9.3	24.2	9.4	23.7	10.7	8.3
Private truck	(D)	(D)	(D)	(D)	(D)	(D)	(D)
For-hire truck	40.7	4.1	48.7	8.5	48.9	10.6	26.5
Air	—	—	—	—	—	—	—
Rail	—	—	—	—	—	—	—
Inland water	—	—	—	—	—	—	—
Great Lakes	—	—	—	—	—	—	—
Deep sea water	—	—	—	—	—	—	—
Pipeline	—	—	—	—	—	—	—
Multiple Modes							
Private truck and for-hire truck	—	—	—	—	—	—	—
Truck and air	(D)	(D)	(D)	(D)	(D)	(D)	(D)
Truck and rail	—	—	—	—	—	—	—
Truck and water	—	—	—	—	—	—	—
Truck and pipeline	—	—	—	—	—	—	—
Rail and water	—	—	—	—	—	—	—
Inland water and Great Lakes	—	—	—	—	—	—	—
Inland water and deep sea	—	—	—	—	—	—	—
Other Modes							
Other and unknown modes	46.1	2.7	54.8	(S)	66.9	(S)	(S)
STCC 238, MISCELLANEOUS APPAREL OR ACCESSORIES							
Total	13.0	—	12.0	—	13.1	—	6.9
Single Modes							
Parcel, U.S. Postal Service, or courier	9.9	2.2	11.8	1.2	8.2	1.0	7.0
Private truck	21.1	4.4	14.2	3.5	17.7	1.9	26.6
For-hire truck	20.7	5.8	16.6	4.2	16.6	3.9	8.5
Air	(S)	—	49.3	—	48.9	—	26.2
Rail	(S)	(S)	31.8	.1	45.6	.6	28.9
Inland water	—	—	—	—	—	—	—
Great Lakes	—	—	—	—	—	—	—
Deep sea water	—	—	—	—	—	—	—
Pipeline	—	—	—	—	—	—	—
Multiple Modes							
Private truck and for-hire truck	24.8	.5	29.1	1.2	36.9	.4	25.6
Truck and air	(S)	(S)	46.8	.2	46.9	.8	16.4
Truck and rail	100.0	—	100.0	—	100.0	—	(S)
Truck and water	(S)	(S)	(S)	(S)	(S)	.7	(S)
Truck and pipeline	—	—	—	—	—	—	—
Rail and water	—	—	—	—	—	—	—
Inland water and Great Lakes	—	—	—	—	—	—	—
Inland water and deep sea	(S)	(S)	(S)	(S)	(S)	.2	(S)
Other Modes							
Other and unknown modes	38.0	.9	28.8	.4	(S)	(S)	(S)

Table B-6b. **Measures of Reliability for Shipment Characteristics by Three-Digit Commodity and Mode of Transportation for the United States: 1993-Con.**

STCC code, description and mode of transportation	Value		Tons		Ton-miles		Average miles per shipment-coefficient of variation
	Coefficient of variation of number	Standard error of percentage	Coefficient of variation of number	Standard error of percentage	Coefficient of variation of number	Standard error of percentage	
STCC 239, MISCELLANEOUS FABRICATED TEXTILE PRODUCTS							
Total	3.3	-	3.1	-	6.3	-	8.2
Single Modes							
Parcel, U.S. Postal Service, or courier	7.0	1.3	8.7	.8	13.2	1.3	9.4
Private truck	9.0	1.6	5.1	1.2	9.2	1.0	23.6
For-hire truck	6.7	2.2	3.5	1.6	5.6	2.7	2.5
Air	40.0	-	39.9	-	59.7	-	(S)
Rail	43.5	.3	(S)	(S)	(S)	(S)	(S)
Inland water	(S)	-	100.0	-	100.0	-	(S)
Great Lakes	-	-	-	-	-	-	-
Deep sea water	(S)	-	100.0	-	100.0	-	(S)
Pipeline	-	-	-	-	-	-	-
Multiple Modes							
Private truck and for-hire truck	(S)	(S)	(S)	(S)	(S)	.1	(S)
Truck and air	43.6	.5	37.1	.1	37.7	.2	7.2
Truck and rail	33.7	-	(S)	(S)	(S)	.4	(S)
Truck and water	(S)	-	(S)	-	(S)	.1	(S)
Truck and pipeline	-	-	-	-	-	-	-
Rail and water	-	-	-	-	-	-	-
Inland water and Great Lakes	-	-	-	-	-	-	-
Inland water and deep sea	(S)	-	60.7	-	(S)	-	(S)
Other Modes							
Other and unknown modes	18.5	.7	27.0	1.4	22.6	1.3	18.2
STCC 241, PRIMARY FOREST OR WOOD RAW MATERIALS							
Total	6.4	-	4.4	-	23.5	-	7.3
Single Modes							
Parcel, U.S. Postal Service, or courier	(S)	-	48.8	-	29.8	-	(S)
Private truck	6.9	2.4	4.2	1.3	4.6	4.2	2.6
For-hire truck	8.1	3.2	3.7	1.3	39.3	6.2	19.0
Air	-	-	-	-	-	-	-
Rail	19.4	.7	19.1	.6	13.3	1.4	16.1
Inland water	(S)	(S)	(S)	(S)	(S)	(S)	(S)
Great Lakes	-	-	-	-	-	-	-
Deep sea water	-	-	-	-	-	-	-
Pipeline	-	-	-	-	-	-	-
Multiple Modes							
Private truck and for-hire truck	44.7	.3	(S)	(S)	(S)	(S)	(S)
Truck and air	(S)	-	100.0	-	100.0	-	(S)
Truck and rail	39.1	.1	43.6	-	(S)	.1	(S)
Truck and water	(S)	-	(S)	-	(S)	-	(S)
Truck and pipeline	-	-	-	-	-	-	-
Rail and water	-	-	-	-	-	-	-
Inland water and Great Lakes	-	-	-	-	-	-	-
Inland water and deep sea	100.0	-	(S)	-	(S)	.2	(S)
Other Modes							
Other and unknown modes	39.1	3.9	33.5	1.2	36.7	2.4	27.3
STCC 242, SAWMILL OR PLANING MILL PRODUCTS							
Total	2.8	-	5.0	-	6.3	-	3.1
Single Modes							
Parcel, U.S. Postal Service, or courier	14.0	-	13.9	-	15.4	-	9.2
Private truck	2.6	1.5	2.9	1.9	3.6	1.0	4.3
For-hire truck	5.5	1.4	8.1	1.5	5.4	1.4	7.0
Air	100.0	-	100.0	-	100.0	-	(S)
Rail	7.8	.5	13.9	.8	11.6	2.2	6.7
Inland water	(S)	(S)	(S)	(S)	38.3	-	(S)
Great Lakes	-	-	-	-	-	-	-
Deep sea water	-	-	-	-	-	-	-
Pipeline	-	-	-	-	-	-	-
Multiple Modes							
Private truck and for-hire truck	36.9	-	(S)	(S)	(S)	.1	(S)
Truck and air	(D)	(D)	(D)	(D)	(D)	(D)	(D)
Truck and rail	23.5	.2	24.3	.1	27.5	.6	14.8
Truck and water	22.6	-	20.7	-	19.3	.1	26.4
Truck and pipeline	-	-	-	-	-	-	-
Rail and water	(D)	(D)	(D)	(D)	(D)	(D)	(D)
Inland water and Great Lakes	-	-	-	-	-	-	-
Inland water and deep sea	(S)	(S)	(S)	(S)	(S)	.4	(S)
Other Modes							
Other and unknown modes	10.9	.3	12.6	.3	15.3	.4	45.4

Table B-6b. **Measures of Reliability for Shipment Characteristics by Three-Digit Commodity and Mode of Transportation for the United States: 1993—Con.**

STCC code, description and mode of transportation	Value		Tons		Ton-miles		Average miles per shipment—coefficient of variation
	Coefficient of variation of number	Standard error of percentage	Coefficient of variation of number	Standard error of percentage	Coefficient of variation of number	Standard error of percentage	
STCC 243, MILLWORK OR PREFABRICATED WOOD PRODUCTS OR PLYWOOD OR VENEER							
Total	3.6	—	3.0	—	6.1	—	3.3
Single Modes							
Parcel, U.S. Postal Service, or courier	37.3	.3	43.6	.1	28.6	—	7.7
Private truck	2.7	1.7	3.7	1.6	6.9	1.0	2.2
For-hire truck	8.3	1.7	7.4	1.6	11.4	2.6	8.5
Air	(S)	—	53.3	—	63.7	—	(S)
Rail	9.2	.6	4.9	.7	9.8	2.6	6.2
Inland water	—	—	—	—	—	—	—
Great Lakes	—	—	—	—	—	—	—
Deep sea water	—	—	—	—	—	—	—
Pipeline	—	—	—	—	—	—	—
Multiple Modes							
Private truck and for-hire truck	25.0	.1	42.9	.1	37.2	—	41.4
Truck and air	(D)	(D)	(D)	(D)	(D)	(D)	(D)
Truck and rail	30.9	.2	29.8	.2	39.8	.9	7.3
Truck and water	28.1	—	39.5	—	45.8	.1	25.6
Truck and pipeline	—	—	—	—	—	—	—
Rail and water	—	—	—	—	—	—	—
Inland water and Great Lakes	—	—	—	—	—	—	—
Inland water and deep sea	(D)	(D)	(D)	(D)	(D)	(D)	(D)
Other Modes							
Other and unknown modes	17.3	.3	16.2	.2	15.3	.2	14.3
STCC 244, WOODEN CONTAINERS							
Total	6.8	—	5.5	—	9.2	—	12.7
Single Modes							
Parcel, U.S. Postal Service, or courier	20.1	1.7	24.9	.3	22.1	1.3	10.7
Private truck	10.1	3.2	6.8	2.3	7.7	2.7	13.3
For-hire truck	10.6	3.2	7.5	1.8	8.2	2.6	11.1
Air	—	—	—	—	—	—	—
Rail	45.1	.2	45.7	.2	(S)	(S)	(S)
Inland water	—	—	—	—	—	—	—
Great Lakes	—	—	—	—	—	—	—
Deep sea water	—	—	—	—	—	—	—
Pipeline	—	—	—	—	—	—	—
Multiple Modes							
Private truck and for-hire truck	77.0	—	77.3	—	77.5	—	(S)
Truck and air	(S)	(S)	(S)	(S)	(S)	(S)	(S)
Truck and rail	(S)	(S)	(S)	(S)	(S)	(S)	(S)
Truck and water	67.4	—	66.7	—	(S)	.1	(S)
Truck and pipeline	—	—	—	—	—	—	—
Rail and water	—	—	—	—	—	—	—
Inland water and Great Lakes	—	—	—	—	—	—	—
Inland water and deep sea	(S)	—	(S)	(S)	(S)	.3	(S)
Other Modes							
Other and unknown modes	39.8	.4	(S)	(S)	(S)	.4	(S)
STCC 249, MISCELLANEOUS WOOD PRODUCTS							
Total	9.4	—	6.3	—	7.7	—	5.2
Single Modes							
Parcel, U.S. Postal Service, or courier	15.7	1.1	8.6	—	9.3	.1	4.4
Private truck	7.9	2.4	11.1	2.4	14.1	1.2	7.8
For-hire truck	7.3	2.0	4.8	1.8	6.6	2.1	6.6
Air	(S)	—	76.8	—	74.8	—	(S)
Rail	9.2	.6	9.6	.7	10.2	1.5	5.2
Inland water	(S)	—	(S)	—	81.2	—	(S)
Great Lakes	—	—	—	—	—	—	—
Deep sea water	—	—	—	—	—	—	—
Pipeline	—	—	—	—	—	—	—
Multiple Modes							
Private truck and for-hire truck	33.6	—	(S)	(S)	(S)	—	(S)
Truck and air	34.1	—	31.9	—	34.0	—	10.8
Truck and rail	18.5	.3	33.1	.4	38.6	1.6	10.5
Truck and water	(S)	(S)	(S)	(S)	(S)	.6	(S)
Truck and pipeline	—	—	—	—	—	—	—
Rail and water	—	—	—	—	—	—	—
Inland water and Great Lakes	—	—	—	—	—	—	—
Inland water and deep sea	(S)	(S)	(S)	—	(S)	.1	(S)
Other Modes							
Other and unknown modes	(S)	(S)	24.3	.3	47.6	1.4	19.6

Table B-6b. **Measures of Reliability for Shipment Characteristics by Three-Digit Commodity and Mode of Transportation for the United States: 1993-Con.**

STCC code, description and mode of transportation	Value		Tons		Ton-miles		Average miles per shipment-coefficient of variation
	Coefficient of variation of number	Standard error of percentage	Coefficient of variation of number	Standard error of percentage	Coefficient of variation of number	Standard error of percentage	
STCC 251, HOUSEHOLD OR OFFICE FURNITURE							
Total	3.9	-	5.1	-	4.9	-	7.3
Single Modes							
Parcel, U.S. Postal Service, or courier	11.3	.3	20.6	.3	23.2	.6	9.5
Private truck	5.6	1.6	4.9	1.4	5.7	1.0	8.3
For-hire truck	5.1	1.3	6.1	1.3	5.4	1.2	4.2
Air	96.3	-	92.5	-	92.9	-	(S)
Rail	18.8	.2	15.3	.2	12.9	.5	6.2
Inland water	-	-	-	-	-	-	-
Great Lakes	-	-	-	-	-	-	-
Deep sea water	100.0	-	100.0	-	100.0	-	(S)
Pipeline	-	-	-	-	-	-	-
Multiple Modes							
Private truck and for-hire truck	(S)	(S)	(S)	(S)	35.4	.2	21.4
Truck and air	(S)	(S)	(S)	(S)	(S)	.7	(S)
Truck and rail	21.8	-	24.9	-	27.9	.1	10.9
Truck and water	38.2	-	49.6	-	(S)	.1	(S)
Truck and pipeline	-	-	-	-	-	-	-
Rail and water	-	-	-	-	-	-	-
Inland water and Great Lakes	-	-	-	-	-	-	-
Inland water and deep sea	46.0	-	37.6	-	29.6	-	40.2
Other Modes							
Other and unknown modes	19.1	.3	25.2	.4	31.4	.8	17.9
STCC 253, PUBLIC BUILDING OR RELATED FURNITURE							
Total	8.6	-	7.3	-	25.6	-	6.6
Single Modes							
Parcel, U.S. Postal Service, or courier	20.4	.6	23.3	.4	43.6	1.1	7.6
Private truck	21.6	4.0	13.2	3.7	23.2	2.5	18.4
For-hire truck	11.0	3.9	10.2	4.0	9.5	8.8	3.6
Air	100.0	-	100.0	-	100.0	-	(S)
Rail	40.9	.3	(S)	(S)	(S)	(S)	(S)
Inland water	-	-	-	-	-	-	-
Great Lakes	-	-	-	-	-	-	-
Deep sea water	-	-	-	-	-	-	-
Pipeline	-	-	-	-	-	-	-
Multiple Modes							
Private truck and for-hire truck	82.8	-	94.0	-	97.1	-	(S)
Truck and air	(S)	(S)	47.7	.1	(S)	.3	(S)
Truck and rail	100.0	-	100.0	-	100.0	.1	(S)
Truck and water	100.0	-	100.0	-	100.0	-	(S)
Truck and pipeline	-	-	-	-	-	-	-
Rail and water	-	-	-	-	-	-	-
Inland water and Great Lakes	-	-	-	-	-	-	-
Inland water and deep sea	(S)	(S)	(S)	(S)	(S)	(S)	(S)
Other Modes							
Other and unknown modes	33.4	.6	35.6	.8	29.3	.3	32.8
STCC 254, LOCKERS, PARTITIONS, OR SHELVING							
Total	8.6	-	7.8	-	14.6	-	5.6
Single Modes							
Parcel, U.S. Postal Service, or courier	11.5	.5	16.0	.4	28.2	1.0	6.7
Private truck	7.8	1.8	18.0	3.2	(S)	(S)	(S)
For-hire truck	12.2	2.6	8.4	3.9	7.4	6.6	4.5
Air	58.3	-	56.1	-	65.7	-	(S)
Rail	(D)	(D)	(D)	(D)	(D)	(D)	(D)
Inland water	(D)	(D)	(D)	(D)	(D)	(D)	(D)
Great Lakes	-	-	-	-	-	-	-
Deep sea water	-	-	-	-	-	-	-
Pipeline	-	-	-	-	-	-	-
Multiple Modes							
Private truck and for-hire truck	(S)	(S)	(S)	(S)	(S)	.1	(S)
Truck and air	(D)	(D)	(D)	(D)	(D)	(D)	(D)
Truck and rail	-	-	-	-	-	-	-
Truck and water	(S)	(S)	(S)	(S)	(S)	(S)	(S)
Truck and pipeline	-	-	-	-	-	-	-
Rail and water	-	-	-	-	-	-	-
Inland water and Great Lakes	-	-	-	-	-	-	-
Inland water and deep sea	(S)	(S)	(S)	(S)	(S)	.6	(S)
Other Modes							
Other and unknown modes	39.8	.9	41.2	1.2	47.5	1.1	20.2

Table B-6b. **Measures of Reliability for Shipment Characteristics by Three-Digit Commodity and Mode of Transportation for the United States: 1993—Con.**

STCC code, description and mode of transportation	Value		Tons		Ton-miles		Average miles per shipment—coefficient of variation
	Coefficient of variation of number	Standard error of percentage	Coefficient of variation of number	Standard error of percentage	Coefficient of variation of number	Standard error of percentage	
STCC 259, MISCELLANEOUS FURNITURE OR FIXTURES							
Total	13.7	—	10.3	—	11.3	—	8.1
Single Modes							
Parcel, U.S. Postal Service, or courier	11.6	2.8	10.5	1.5	18.2	2.3	8.2
Private truck	42.6	5.7	30.6	4.6	(S)	(S)	(S)
For-hire truck	11.0	4.5	12.5	4.6	15.5	6.2	8.1
Air	(S)	—	61.5	—	54.1	—	(S)
Rail	(S)	(S)	(S)	(S)	(S)	(S)	(S)
Inland water	—	—	—	—	—	—	—
Great Lakes	—	—	—	—	—	—	—
Deep sea water	—	—	—	—	—	—	—
Pipeline	—	—	—	—	—	—	—
Multiple Modes							
Private truck and for-hire truck	98.7	—	99.1	—	99.8	—	(S)
Truck and air	21.3	.3	22.6	.2	30.2	.6	13.3
Truck and rail	96.9	—	91.6	—	91.5	—	(S)
Truck and water	—	—	—	—	—	—	—
Truck and pipeline	—	—	—	—	—	—	—
Rail and water	—	—	—	—	—	—	—
Inland water and Great Lakes	—	—	—	—	—	—	—
Inland water and deep sea	—	—	—	—	—	—	—
Other Modes							
Other and unknown modes	25.4	.5	25.5	.6	35.0	1.1	26.5
STCC 261, PULP OR PULP MILL PRODUCTS							
Total	9.2	—	12.3	—	13.5	—	39.9
Single Modes							
Parcel, U.S. Postal Service, or courier	35.9	—	(S)	—	(S)	—	(S)
Private truck	24.5	2.2	29.2	6.0	26.6	3.2	(S)
For-hire truck	11.4	1.8	16.7	3.9	6.6	1.1	13.2
Air	—	—	—	—	—	—	—
Rail	8.8	3.4	8.2	3.8	14.7	3.1	7.0
Inland water	(S)	(S)	(S)	(S)	(S)	.3	(S)
Great Lakes	—	—	—	—	—	—	—
Deep sea water	—	—	—	—	—	—	—
Pipeline	—	—	—	—	—	—	—
Multiple Modes							
Private truck and for-hire truck	—	—	—	—	—	—	—
Truck and air	74.7	—	67.0	—	78.5	—	(S)
Truck and rail	40.6	.5	41.0	.5	41.1	1.0	23.7
Truck and water	—	—	—	—	—	—	—
Truck and pipeline	—	—	—	—	—	—	—
Rail and water	—	—	—	—	—	—	—
Inland water and Great Lakes	—	—	—	—	—	—	—
Inland water and deep sea	(S)	(S)	(S)	.1	(S)	—	(S)
Other Modes							
Other and unknown modes	28.9	1.8	38.6	2.7	31.9	3.1	(S)
STCC 262, PAPER							
Total	2.1	—	2.3	—	3.2	—	10.1
Single Modes							
Parcel, U.S. Postal Service, or courier	14.9	.4	21.4	.1	22.9	.1	27.5
Private truck	3.7	1.1	4.8	1.2	8.2	.5	10.1
For-hire truck	3.9	1.2	4.5	1.6	4.3	1.8	(S)
Air	44.3	—	47.6	—	46.1	—	25.2
Rail	5.6	.7	5.7	1.0	5.4	1.3	3.6
Inland water	(S)	(S)	37.3	.2	(S)	.4	(S)
Great Lakes	—	—	—	—	—	—	—
Deep sea water	(S)	—	81.7	—	81.7	—	(S)
Pipeline	—	—	—	—	—	—	—
Multiple Modes							
Private truck and for-hire truck	33.2	—	37.1	—	49.9	—	(S)
Truck and air	35.9	—	(S)	—	(S)	—	(S)
Truck and rail	19.2	.2	14.0	.2	15.8	.5	6.3
Truck and water	35.5	.1	31.4	.1	49.2	.5	21.1
Truck and pipeline	—	—	—	—	—	—	—
Rail and water	(S)	—	(S)	—	(S)	—	(S)
Inland water and Great Lakes	—	—	—	—	—	—	—
Inland water and deep sea	(S)	(S)	(S)	(S)	(S)	(S)	(S)
Other Modes							
Other and unknown modes	14.0	.3	14.6	.3	32.0	.9	(S)

Table B-6b. **Measures of Reliability for Shipment Characteristics by Three-Digit Commodity and Mode of Transportation for the United States: 1993-Con.**

STCC code, description and mode of transportation	Value		Tons		Ton-miles		Average miles per shipment-coefficient of variation
	Coefficient of variation of number	Standard error of percentage	Coefficient of variation of number	Standard error of percentage	Coefficient of variation of number	Standard error of percentage	
STCC 263, FIBREBOARD, PAPERBOARD, OR PULPBOARD							
Total	3.2	-	3.9	-	2.6	-	11.5
Single Modes							
Parcel, U.S. Postal Service, or courier	49.8	.2	22.9	-	26.2	-	15.1
Private truck	11.2	1.4	15.9	1.7	19.1	.6	21.0
For-hire truck	4.8	1.2	4.9	1.5	5.1	1.5	6.4
Air	-	-	-	-	-	-	-
Rail	3.6	1.7	3.8	1.9	4.2	1.9	2.6
Inland water	(S)	(S)	(S)	(S)	(S)	.1	(S)
Great Lakes	-	-	-	-	-	-	-
Deep sea water	-	-	-	-	-	-	-
Pipeline	-	-	-	-	-	-	-
Multiple Modes							
Private truck and for-hire truck	(S)	(S)	(S)	(S)	(S)	-	(S)
Truck and air	(D)	(D)	(D)	(D)	(D)	(D)	(D)
Truck and rail	19.6	.1	19.4	.2	25.5	.2	25.6
Truck and water	47.7	.1	38.3	.1	(S)	.3	(S)
Truck and pipeline	-	-	-	-	-	-	-
Rail and water	(D)	(D)	(D)	(D)	(D)	(D)	(D)
Inland water and Great Lakes	-	-	-	-	-	-	-
Inland water and deep sea	(S)	(S)	(S)	(S)	(S)	.2	(S)
Other Modes							
Other and unknown modes	14.1	.4	19.2	.4	20.4	.5	12.0
STCC 264, CONVERTED PAPER OR PAPERBOARD PRODUCTS							
Total	2.9	-	4.2	-	4.7	-	11.1
Single Modes							
Parcel, U.S. Postal Service, or courier	11.0	1.3	10.0	.2	11.3	.3	3.9
Private truck	5.7	1.3	5.8	.6	7.0	.7	6.5
For-hire truck	5.0	1.6	3.7	1.3	5.1	2.1	7.9
Air	47.6	-	45.0	-	74.7	-	(S)
Rail	20.8	.3	24.1	.8	24.6	1.5	9.1
Inland water	(S)	(S)	(S)	(S)	(S)	-	(S)
Great Lakes	-	-	-	-	-	-	-
Deep sea water	100.0	-	100.0	-	100.0	-	(S)
Pipeline	-	-	-	-	-	-	-
Multiple Modes							
Private truck and for-hire truck	(S)	(S)	(S)	(S)	(S)	-	(S)
Truck and air	(S)	(S)	(S)	(S)	(S)	(S)	(S)
Truck and rail	31.1	.1	37.2	.2	34.5	.5	12.1
Truck and water	40.6	-	38.1	-	34.1	.1	22.4
Truck and pipeline	-	-	-	-	-	-	-
Rail and water	(S)	-	(S)	-	(S)	.1	(S)
Inland water and Great Lakes	-	-	-	-	-	-	-
Inland water and deep sea	34.6	-	(S)	(S)	(S)	.4	(S)
Other Modes							
Other and unknown modes	15.3	.3	29.5	.5	27.6	.6	18.9
STCC 265, CONTAINERS OR BOXES, PAPERBOARD, FIBREBOARD, OR PULPBOARD							
Total	3.9	-	4.4	-	6.8	-	6.6
Single Modes							
Parcel, U.S. Postal Service, or courier	10.7	.1	12.2	-	19.5	.1	9.1
Private truck	3.8	.5	4.6	.9	6.9	1.5	4.5
For-hire truck	4.4	.8	5.5	1.2	6.5	2.4	5.8
Air	76.0	-	51.4	-	87.0	-	(S)
Rail	31.2	.2	33.6	.5	33.3	1.6	12.5
Inland water	(S)	-	(S)	-	(S)	-	(S)
Great Lakes	-	-	-	-	-	-	-
Deep sea water	-	-	-	-	-	-	-
Pipeline	-	-	-	-	-	-	-
Multiple Modes							
Private truck and for-hire truck	(S)	(S)	(S)	(S)	(S)	.1	(S)
Truck and air	19.6	-	31.6	-	29.0	-	19.1
Truck and rail	49.3	.1	(S)	(S)	(S)	(S)	(S)
Truck and water	38.7	-	41.8	-	(S)	.3	(S)
Truck and pipeline	-	-	-	-	-	-	-
Rail and water	-	-	-	-	-	-	-
Inland water and Great Lakes	-	-	-	-	-	-	-
Inland water and deep sea	(S)	(S)	(S)	(S)	(S)	.6	(S)
Other Modes							
Other and unknown modes	8.2	.2	16.7	.3	22.4	.7	21.4

Table B-6b. **Measures of Reliability for Shipment Characteristics by Three-Digit Commodity and Mode of Transportation for the United States: 1993-Con.**

STCC code, description and mode of transportation	Value		Tons		Ton-miles		Average miles per shipment-coefficient of variation
	Coefficient of variation of number	Standard error of percentage	Coefficient of variation of number	Standard error of percentage	Coefficient of variation of number	Standard error of percentage	
STCC 266, BUILDING PAPER OR BUILDING BOARD							
Total	10.9	-	7.2	-	7.3	-	12.0
Single Modes							
Parcel, U.S. Postal Service, or courier	(S) 8.0	(S) 2.9	24.9	-	33.3	.1	15.7
Private truck	18.7	3.4	8.0	2.6	9.7	1.7	7.8
For-hire truck	(D) 18.7	(D) 3.4	11.3	3.1	11.0	3.1	6.0
Air	(D) 20.7	(D) .7	(D) 20.0	(D) 1.3	(D) 22.8	(D) 3.6	(D) 7.5
Rail	-	-	-	-	-	-	-
Inland water	-	-	-	-	-	-	-
Great Lakes	-	-	-	-	-	-	-
Deep sea water	-	-	-	-	-	-	-
Pipeline	-	-	-	-	-	-	-
Multiple Modes							
Private truck and for-hire truck	100.0	-	100.0	-	100.0	-	(S)
Truck and air	(D) 44.7	(D) -	(D) 49.7	(D) .3	(D) 44.4	(D) .1	(D) 43.3
Truck and rail	(S) 44.7	(S) -	(S) 100.0	(S) -	(S) 100.0	(S) -	(S)
Truck and water	-	-	-	-	-	-	-
Truck and pipeline	-	-	-	-	-	-	-
Rail and water	-	-	-	-	-	-	-
Inland water and Great Lakes	-	-	-	-	-	-	-
Inland water and deep sea	(S)	-	(S)	-	(S)	-	(S)
Other Modes							
Other and unknown modes	26.6	.4	26.2	.2	(S)	(S)	(S)
STCC 271, NEWSPAPERS							
Total	(S)	(S)	(S)	(S)	(S)	(S)	-
Single Modes							
Parcel, U.S. Postal Service, or courier	(S)	(S)	(S)	(S)	(S)	(S)	-
Private truck	(S)	(S)	(S)	(S)	(S)	(S)	-
For-hire truck	(S)	(S)	(S)	(S)	(S)	(S)	-
Air	96.2	-	96.8	-	75.1	-	-
Rail	(S)	-	(S)	-	67.4	-	-
Inland water	-	-	-	-	-	-	-
Great Lakes	-	-	-	-	-	-	-
Deep sea water	-	-	-	-	-	-	-
Pipeline	-	-	-	-	-	-	-
Multiple Modes							
Private truck and for-hire truck	(S)	(S)	(S)	(S)	(S)	(S)	-
Truck and air	(S)	(S)	(S)	(S)	(S)	(S)	-
Truck and rail	(S)	-	(S)	-	(S)	.1	-
Truck and water	(S)	-	(S)	-	(S)	.1	-
Truck and pipeline	-	-	-	-	-	-	-
Rail and water	-	-	-	-	-	-	-
Inland water and Great Lakes	-	-	-	-	-	-	-
Inland water and deep sea	-	-	-	-	-	-	-
Other Modes							
Other and unknown modes	(S)	(S)	(S)	(S)	(S)	(S)	-
STCC 272, PERIODICALS							
Total	(S)	(S)	(S)	(S)	(S)	(S)	-
Single Modes							
Parcel, U.S. Postal Service, or courier	(S)	(S)	(S)	(S)	(S)	(S)	-
Private truck	(S)	(S)	(S)	(S)	(S)	(S)	-
For-hire truck	(S)	(S)	(S)	(S)	(S)	(S)	-
Air	60.3	-	62.2	-	59.1	-	-
Rail	(S)	(S)	(S)	(S)	(S)	.9	-
Inland water	-	-	-	-	-	-	-
Great Lakes	-	-	-	-	-	-	-
Deep sea water	-	-	-	-	-	-	-
Pipeline	-	-	-	-	-	-	-
Multiple Modes							
Private truck and for-hire truck	(S)	.1	(S)	-	(S)	-	-
Truck and air	(S)	(S)	(S)	(S)	(S)	(S)	-
Truck and rail	(S)	-	(S)	-	(S)	.2	-
Truck and water	(S)	(S)	(S)	(S)	(S)	.1	-
Truck and pipeline	-	-	-	-	-	-	-
Rail and water	-	-	-	-	-	-	-
Inland water and Great Lakes	-	-	-	-	-	-	-
Inland water and deep sea	-	-	-	-	-	-	-
Other Modes							
Other and unknown modes	(S)	(S)	(S)	(S)	(S)	(S)	-

Table B-6b. **Measures of Reliability for Shipment Characteristics by Three-Digit Commodity and Mode of Transportation for the United States: 1993-Con.**

STCC code, description and mode of transportation	Value		Tons		Ton-miles		Average miles per shipment-coefficient of variation
	Coefficient of variation of number	Standard error of percentage	Coefficient of variation of number	Standard error of percentage	Coefficient of variation of number	Standard error of percentage	
STCC 273, BOOKS							
Total	(S)	(S)	(S)	(S)	(S)	(S)	-
Single Modes							
Parcel, U.S. Postal Service, or courier	(S)	(S)	(S)	(S)	(S)	(S)	-
Private truck	(S)	(S)	(S)	(S)	(S)	(S)	-
For-hire truck	(S)	(S)	(S)	(S)	(S)	(S)	-
Air	(S)	-	(S)	-	(S)	-	-
Rail	(S)	-	(S)	-	(S)	-	-
Inland water	-	-	-	-	-	-	-
Great Lakes	-	-	-	-	-	-	-
Deep sea water	-	-	-	-	-	-	-
Pipeline	-	-	-	-	-	-	-
Multiple Modes							
Private truck and for-hire truck	(S)	-	70.0	-	91.6	-	-
Truck and air	(S)	(S)	(S)	(S)	(S)	(S)	-
Truck and rail	(S)	(S)	(S)	(S)	(S)	(S)	.6
Truck and water	71.9	-	74.4	-	96.1	-	-
Truck and pipeline	-	-	-	-	-	-	-
Rail and water	-	-	-	-	-	-	-
Inland water and Great Lakes	-	-	-	-	-	-	-
Inland water and deep sea	100.0	-	100.0	-	100.0	-	-
Other Modes							
Other and unknown modes	(S)	(S)	(S)	(S)	(S)	(S)	-
STCC 274, MISCELLANEOUS PRINTED MATTER							
Total	(S)	(S)	(S)	(S)	(S)	(S)	-
Single Modes							
Parcel, U.S. Postal Service, or courier	(S)	(S)	(S)	(S)	(S)	(S)	-
Private truck	(S)	(S)	(S)	(S)	(S)	(S)	-
For-hire truck	(S)	(S)	(S)	(S)	(S)	(S)	-
Air	(S)	-	(S)	-	(S)	-	-
Rail	(S)	(S)	(S)	(S)	(S)	(S)	-
Inland water	-	-	-	-	-	-	-
Great Lakes	-	-	-	-	-	-	-
Deep sea water	-	-	-	-	-	-	-
Pipeline	-	-	-	-	-	-	-
Multiple Modes							
Private truck and for-hire truck	(S)	(S)	(S)	(S)	(S)	(S)	-
Truck and air	(S)	(S)	(S)	(S)	(S)	(S)	-
Truck and rail	(S)	(S)	(S)	(S)	(S)	(S)	-
Truck and water	(S)	-	(S)	-	(S)	-	-
Truck and pipeline	-	-	-	-	-	-	-
Rail and water	-	-	-	-	-	-	-
Inland water and Great Lakes	-	-	-	-	-	-	-
Inland water and deep sea	100.0	-	100.0	-	100.0	-	-
Other Modes							
Other and unknown modes	(S)	(S)	(S)	(S)	(S)	(S)	-
STCC 276, MANIFOLD BUSINESS FORMS							
Total	(S)	(S)	(S)	(S)	(S)	(S)	-
Single Modes							
Parcel, U.S. Postal Service, or courier	(S)	(S)	(S)	(S)	(S)	(S)	-
Private truck	(S)	(S)	(S)	(S)	(S)	(S)	-
For-hire truck	(S)	(S)	(S)	(S)	(S)	(S)	-
Air	86.7	-	68.4	-	56.7	-	-
Rail	100.0	-	100.0	-	100.0	-	-
Inland water	-	-	-	-	-	-	-
Great Lakes	-	-	-	-	-	-	-
Deep sea water	-	-	-	-	-	-	-
Pipeline	-	-	-	-	-	-	-
Multiple Modes							
Private truck and for-hire truck	(S)	(S)	(S)	(S)	(S)	(S)	.2
Truck and air	(S)	(S)	(S)	(S)	(S)	(S)	-
Truck and rail	(S)	(S)	(S)	(S)	(S)	(S)	-
Truck and water	(S)	(S)	(S)	-	(S)	-	.2
Truck and pipeline	-	-	-	-	-	-	-
Rail and water	-	-	-	-	-	-	-
Inland water and Great Lakes	-	-	-	-	-	-	-
Inland water and deep sea	100.0	-	100.0	-	100.0	-	-
Other Modes							
Other and unknown modes	(S)	(S)	(S)	(S)	(S)	(S)	-

Table B-6b. **Measures of Reliability for Shipment Characteristics by Three-Digit Commodity and Mode of Transportation for the United States: 1993-Con.**

STCC code, description and mode of transportation	Value		Tons		Ton-miles		Average miles per shipment-coefficient of variation
	Coefficient of variation of number	Standard error of percentage	Coefficient of variation of number	Standard error of percentage	Coefficient of variation of number	Standard error of percentage	
STCC 277, GREETING CARDS, SEALS, LABELS, OR TAGS							
Total	(S)	(S)	(S)	(S)	(S)	(S)	-
Single Modes							
Parcel, U.S. Postal Service, or courier	(S)	(S)	(S)	(S)	(S)	(S)	-
Private truck	(S)	(S)	(S)	(S)	(S)	(S)	-
For-hire truck	(S)	(S)	(S)	(S)	(S)	(S)	-
Air	(S)	-	100.0	-	100.0	-	-
Rail	-	-	-	-	-	-	-
Inland water	-	-	-	-	-	-	-
Great Lakes	-	-	-	-	-	-	-
Deep sea water	-	-	-	-	-	-	-
Pipeline	-	-	-	-	-	-	-
Multiple Modes							
Private truck and for-hire truck	(S)	(S)	84.3	-	97.4	-	-
Truck and air	(S)	(S)	(S)	(S)	(S)	(S)	-
Truck and rail	(S)	(S)	(S)	(S)	(S)	(S)	-
Truck and water	-	-	-	-	-	-	-
Truck and pipeline	-	-	-	-	-	-	-
Rail and water	-	-	-	-	-	-	-
Inland water and Great Lakes	-	-	-	-	-	-	-
Inland water and deep sea	(S)	-	100.0	-	100.0	-	-
Other Modes							
Other and unknown modes	(S)	(S)	(S)	(S)	(S)	(S)	-
STCC 278, BLANKBOOKS, LOOSE LEAF BINDERS, OR DEVICES							
Total	(S)	(S)	(S)	(S)	(S)	(S)	-
Single Modes							
Parcel, U.S. Postal Service, or courier	(S)	(S)	(S)	(S)	(S)	(S)	-
Private truck	(S)	(S)	(S)	(S)	(S)	(S)	-
For-hire truck	(S)	(S)	(S)	(S)	(S)	(S)	-
Air	100.0	-	100.0	-	100.0	-	-
Rail	(S)	(S)	(S)	(S)	(S)	(S)	-
Inland water	-	-	-	-	-	-	-
Great Lakes	-	-	-	-	-	-	-
Deep sea water	-	-	-	-	-	-	-
Pipeline	-	-	-	-	-	-	-
Multiple Modes							
Private truck and for-hire truck	100.0	-	100.0	-	100.0	-	-
Truck and air	(S)	(S)	(S)	(S)	(S)	(S)	-
Truck and rail	-	-	-	-	-	-	-
Truck and water	-	-	-	-	-	-	-
Truck and pipeline	-	-	-	-	-	-	-
Rail and water	-	-	-	-	-	-	-
Inland water and Great Lakes	-	-	-	-	-	-	-
Inland water and deep sea	100.0	-	100.0	-	100.0	-	-
Other Modes							
Other and unknown modes	(S)	(S)	(S)	(S)	(S)	(S)	-
STCC 279, SERVICE INDUSTRIES FOR PRINTING TRADES							
Total	(S)	(S)	(S)	(S)	(S)	(S)	-
Single Modes							
Parcel, U.S. Postal Service, or courier	(S)	(S)	(S)	(S)	(S)	(S)	-
Private truck	(S)	(S)	(S)	(S)	(S)	(S)	-
For-hire truck	(S)	(S)	(S)	(S)	(S)	(S)	-
Air	70.2	-	76.6	-	91.1	-	-
Rail	100.0	-	100.0	-	100.0	-	-
Inland water	-	-	-	-	-	-	-
Great Lakes	-	-	-	-	-	-	-
Deep sea water	-	-	-	-	-	-	-
Pipeline	-	-	-	-	-	-	-
Multiple Modes							
Private truck and for-hire truck	(S)	-	66.8	(S)	95.7	.1	-
Truck and air	(S)	(S)	(S)	(S)	(S)	(S)	-
Truck and rail	-	-	-	-	-	-	-
Truck and water	-	-	-	-	-	-	-
Truck and pipeline	-	-	-	-	-	-	-
Rail and water	-	-	-	-	-	-	-
Inland water and Great Lakes	-	-	-	-	-	-	-
Inland water and deep sea	-	-	-	-	-	-	-
Other Modes							
Other and unknown modes	(S)	(S)	(S)	(S)	(S)	(S)	-

Table B-6b. **Measures of Reliability for Shipment Characteristics by Three-Digit Commodity and Mode of Transportation for the United States: 1993-Con.**

STCC code, description and mode of transportation	Value		Tons		Ton-miles		Average miles per shipment-coefficient of variation
	Coefficient of variation of number	Standard error of percentage	Coefficient of variation of number	Standard error of percentage	Coefficient of variation of number	Standard error of percentage	
STCC 281, INDUSTRIAL INORGANIC OR ORGANIC CHEMICALS							
Total	4.5	-	7.2	-	17.1	-	7.6
Single Modes							
Parcel, U.S. Postal Service, or courier	13.2	.3	15.7	-	10.0	-	9.9
Private truck	4.6	1.1	8.8	2.6	8.2	1.0	3.6
For-hire truck	5.2	1.4	5.7	1.3	4.5	1.5	4.9
Air	(S)	-	60.3	-	77.4	-	(S)
Rail	12.2	2.0	21.3	3.1	25.4	3.7	3.8
Inland water	14.7	.7	14.3	.7	18.2	1.2	(S)
Great Lakes	-	-	-	-	-	-	-
Deep sea water	-	-	-	-	-	-	-
Pipeline	24.3	.9	23.1	2.1	(S)	(S)	(S)
Multiple Modes							
Private truck and for-hire truck	(S)	(S)	(S)	(S)	44.1	-	(S)
Truck and air	17.7	.1	(S)	(S)	45.8	-	8.9
Truck and rail	13.8	.1	21.6	.1	21.8	.2	5.5
Truck and water	33.3	.2	45.0	.5	36.4	.8	15.5
Truck and pipeline	(S)	-	(S)	-	66.7	-	(S)
Rail and water	-	-	-	-	-	-	-
Inland water and Great Lakes	(S)	(S)	(S)	(S)	(S)	.5	(S)
Inland water and deep sea	29.1	.2	23.3	.3	27.7	1.1	17.7
Other Modes							
Other and unknown modes	23.0	.8	31.4	1.4	(S)	(S)	(S)
STCC 282, PLASTIC MATERIALS OR SYNTHETIC FIBRES, RESINS, OR RUBBER							
Total	5.2	-	7.9	-	10.9	-	18.9
Single Modes							
Parcel, U.S. Postal Service, or courier	8.9	.1	12.6	-	18.6	.1	18.8
Private truck	6.5	1.2	7.4	1.3	12.9	.7	8.7
For-hire truck	6.1	2.5	10.4	3.3	5.6	2.6	3.8
Air	(S)	-	(S)	-	(S)	-	(S)
Rail	16.4	2.9	16.2	3.5	16.5	3.2	5.5
Inland water	74.0	-	76.8	-	97.2	-	(S)
Great Lakes	-	-	-	-	-	-	-
Deep sea water	-	-	-	-	-	-	-
Pipeline	(S)	(S)	(S)	(S)	(S)	.1	(S)
Multiple Modes							
Private truck and for-hire truck	40.3	.1	49.6	.1	39.2	-	35.3
Truck and air	26.9	.1	18.0	-	21.1	-	6.7
Truck and rail	41.9	.4	18.0	.1	18.3	.3	11.3
Truck and water	(S)	(S)	(S)	(S)	49.6	-	(S)
Truck and pipeline	(D)	(D)	(D)	(D)	(D)	(D)	(D)
Rail and water	-	-	-	-	-	-	-
Inland water and Great Lakes	(D)	(D)	(D)	(D)	(D)	(D)	(D)
Inland water and deep sea	(S)	(S)	(S)	(S)	(S)	(S)	(S)
Other Modes							
Other and unknown modes	13.0	.1	17.8	.1	25.2	.1	16.8
STCC 283, DRUGS							
Total	6.7	-	16.5	-	22.9	-	4.7
Single Modes							
Parcel, U.S. Postal Service, or courier	9.2	1.6	8.7	1.0	10.2	1.5	3.9
Private truck	10.0	2.3	23.5	3.7	17.6	2.3	5.8
For-hire truck	11.7	2.7	12.4	3.3	18.7	5.7	8.8
Air	(S)	(S)	42.6	-	(S)	.1	(S)
Rail	47.4	.2	(S)	(S)	(S)	(S)	(S)
Inland water	-	-	-	-	-	-	-
Great Lakes	-	-	-	-	-	-	-
Deep sea water	-	-	-	-	-	-	-
Pipeline	-	-	-	-	-	-	-
Multiple Modes							
Private truck and for-hire truck	44.3	.1	25.4	-	24.6	-	(S)
Truck and air	19.7	1.1	18.1	.2	17.2	.5	5.3
Truck and rail	(S)	-	(S)	-	(S)	.1	(S)
Truck and water	(S)	-	100.0	-	100.0	-	(S)
Truck and pipeline	-	-	-	-	-	-	-
Rail and water	-	-	-	-	-	-	-
Inland water and Great Lakes	-	-	-	-	-	-	-
Inland water and deep sea	-	-	-	-	-	-	-
Other Modes							
Other and unknown modes	29.7	.6	(S)	(S)	(S)	(S)	(S)

Table B-6b. **Measures of Reliability for Shipment Characteristics by Three-Digit Commodity and Mode of Transportation for the United States: 1993—Con.**

STCC code, description and mode of transportation	Value		Tons		Ton-miles		Average miles per shipment—coefficient of variation
	Coefficient of variation of number	Standard error of percentage	Coefficient of variation of number	Standard error of percentage	Coefficient of variation of number	Standard error of percentage	
STCC 284, SOAP OR OTHER DETERGENTS, CLEANING PREPARATIONS, COSMETICS, PERFUMES							
Total	5.5	—	6.7	—	8.1	—	7.8
Single Modes							
Parcel, U.S. Postal Service, or courier	10.4	1.0	9.6	.2	14.1	.2	5.1
Private truck	6.8	1.5	6.4	1.4	10.0	.7	4.6
For-hire truck	6.5	1.7	5.8	1.9	3.0	3.7	3.9
Air	(S)	(S)	55.7	—	(S)	—	(S)
Rail	13.2	.2	14.9	.6	15.9	1.6	4.9
Inland water	—	—	—	—	—	—	—
Great Lakes	—	—	—	—	—	—	—
Deep sea water	—	—	—	—	—	—	—
Pipeline	—	—	—	—	—	—	—
Multiple Modes							
Private truck and for-hire truck	(S)	(S)	(S)	(S)	(S)	(S)	(S)
Truck and air	(S)	(S)	(S)	(S)	48.4	.1	13.9
Truck and rail	(S)	(S)	48.1	1.2	(S)	(S)	(S)
Truck and water	28.5	—	28.7	—	42.1	.1	48.0
Truck and pipeline	—	—	—	—	—	—	—
Rail and water	—	—	—	—	—	—	—
Inland water and Great Lakes	—	—	—	—	—	—	—
Inland water and deep sea	(S)	—	(S)	—	(S)	.1	(S)
Other Modes							
Other and unknown modes	21.7	.4	14.8	.2	36.9	.7	(S)
STCC 285, PAINTS, ENAMELS, LACQUERS, SHELLACS, OR VARNISHES							
Total	6.5	—	4.1	—	7.4	—	7.1
Single Modes							
Parcel, U.S. Postal Service, or courier	11.2	.2	9.6	—	10.7	.1	10.4
Private truck	7.6	1.5	6.9	1.6	10.7	1.8	7.6
For-hire truck	7.1	1.6	5.0	2.1	7.3	3.3	8.0
Air	(S)	—	94.6	—	85.5	—	(S)
Rail	24.2	.2	19.2	.4	18.1	1.1	11.2
Inland water	100.0	—	100.0	—	100.0	—	(S)
Great Lakes	—	—	—	—	—	—	—
Deep sea water	—	—	—	—	—	—	—
Pipeline	—	—	—	—	—	—	—
Multiple Modes							
Private truck and for-hire truck	29.7	.1	28.9	.1	33.7	.1	14.7
Truck and air	27.8	—	42.4	—	43.4	.1	8.3
Truck and rail	48.8	.1	42.5	.1	(S)	(S)	(S)
Truck and water	33.1	.1	(S)	(S)	(S)	(S)	(S)
Truck and pipeline	—	—	—	—	—	—	—
Rail and water	—	—	—	—	—	—	—
Inland water and Great Lakes	—	—	—	—	—	—	—
Inland water and deep sea	(S)	—	(S)	—	(S)	.2	(S)
Other Modes							
Other and unknown modes	13.6	.2	13.3	.3	17.4	.6	(S)
STCC 286, GUM OR WOOD CHEMICALS							
Total	13.9	—	16.3	—	17.9	—	21.8
Single Modes							
Parcel, U.S. Postal Service, or courier	41.3	1.2	37.5	.1	(S)	(S)	(S)
Private truck	24.6	2.6	25.5	3.2	37.6	2.3	26.9
For-hire truck	12.4	2.3	16.0	3.6	21.0	4.7	25.8
Air	100.0	—	100.0	—	100.0	—	(S)
Rail	16.0	.9	18.8	2.2	20.6	5.1	7.6
Inland water	—	—	—	—	—	—	—
Great Lakes	—	—	—	—	—	—	—
Deep sea water	—	—	—	—	—	—	—
Pipeline	—	—	—	—	—	—	—
Multiple Modes							
Private truck and for-hire truck	100.0	—	100.0	—	100.0	—	(S)
Truck and air	44.5	—	36.9	—	41.9	—	19.9
Truck and rail	(S)	(S)	(S)	(S)	(S)	.8	(S)
Truck and water	(S)	(S)	(S)	(S)	(S)	.4	(S)
Truck and pipeline	—	—	—	—	—	—	—
Rail and water	—	—	—	—	—	—	—
Inland water and Great Lakes	—	—	—	—	—	—	—
Inland water and deep sea	(S)	(S)	(S)	(S)	(S)	.6	(S)
Other Modes							
Other and unknown modes	27.3	.7	30.9	1.0	42.5	.3	(S)

Table B-6b. **Measures of Reliability for Shipment Characteristics by Three-Digit Commodity and Mode of Transportation for the United States: 1993-Con.**

STCC code, description and mode of transportation	Value		Tons		Ton-miles		Average miles per shipment-coefficient of variation
	Coefficient of variation of number	Standard error of percentage	Coefficient of variation of number	Standard error of percentage	Coefficient of variation of number	Standard error of percentage	
STCC 287, AGRICULTURAL CHEMICALS							
Total	4.3	-	9.1	-	13.2	-	13.9
Single Modes							
Parcel, U.S. Postal Service, or courier	32.9	.4	15.2	-	21.0	-	8.1
Private truck	9.1	2.7	8.0	2.6	6.5	1.4	33.0
For-hire truck	6.3	1.9	12.0	1.7	7.1	2.3	11.7
Air	(S)	-	73.8	-	77.5	-	(S)
Rail	11.8	.9	10.5	1.6	11.6	3.1	5.6
Inland water	29.4	.5	33.1	1.8	48.2	4.5	21.7
Great Lakes	-	-	-	-	-	-	-
Deep sea water	-	-	-	-	-	-	-
Pipeline	-	-	-	-	-	-	-
Multiple Modes							
Private truck and for-hire truck	(S)	(S)	(S)	(S)	(S)	.1	(S)
Truck and air	34.6	-	43.3	-	46.4	-	18.2
Truck and rail	37.4	.2	35.0	.1	(S)	.5	(S)
Truck and water	(S)	(S)	(S)	(S)	50.0	.3	23.8
Truck and pipeline	-	-	-	-	-	-	-
Rail and water	(S)	(S)	(S)	(S)	(S)	(S)	(S)
Inland water and Great Lakes	100.0	-	100.0	-	100.0	-	(S)
Inland water and deep sea	47.8	.6	(S)	(S)	46.1	6.2	(S)
Other Modes							
Other and unknown modes	18.2	.8	14.8	1.5	36.9	5.8	32.7
STCC 289, MISCELLANEOUS CHEMICAL PRODUCTS							
Total	5.0	-	12.5	-	3.8	-	6.9
Single Modes							
Parcel, U.S. Postal Service, or courier	11.3	.6	9.7	-	5.9	-	10.2
Private truck	4.5	1.3	5.0	2.4	7.2	1.0	4.7
For-hire truck	3.8	1.1	3.0	3.1	3.8	1.6	3.2
Air	46.7	-	37.3	-	40.2	-	15.7
Rail	7.8	.4	7.6	1.2	7.8	1.8	5.4
Inland water	49.5	.2	(S)	(S)	(S)	.6	(S)
Great Lakes	-	-	-	-	-	-	-
Deep sea water	-	-	-	-	-	-	-
Pipeline	(S)	-	(S)	(S)	51.0	-	(S)
Multiple Modes							
Private truck and for-hire truck	40.8	-	(S)	(S)	(S)	-	(S)
Truck and air	25.5	.5	30.0	.1	31.8	.2	5.1
Truck and rail	(S)	(S)	23.6	.1	30.1	.4	16.0
Truck and water	37.9	-	(S)	(S)	(S)	.4	(S)
Truck and pipeline	-	-	-	-	-	-	-
Rail and water	-	-	-	-	-	-	-
Inland water and Great Lakes	-	-	-	-	-	-	-
Inland water and deep sea	(S)	(S)	(S)	(S)	(S)	.2	(S)
Other Modes							
Other and unknown modeS	35.8	.8	(S)	(S)	33.3	1.1	26.2
STCC 291, PRODUCTS OF PETROLEUM REFINING							
Total	4.4	-	4.5	-	8.9	-	47.5
Single Modes							
Parcel, U.S. Postal Service, or courier	31.3	-	17.4	-	47.7	-	24.3
Private truck	8.0	2.2	8.2	2.3	6.5	1.0	2.6
For-hire truck	16.8	2.6	19.4	2.8	9.7	1.4	11.3
Air	51.3	-	39.8	-	52.9	-	(S)
Rail	7.6	.3	22.9	.7	8.9	1.1	7.8
Inland water	10.5	.6	11.0	.8	24.9	1.9	(S)
Great Lakes	(D)	(D)	(D)	(D)	(D)	(D)	(D)
Deep sea water	-	-	-	-	-	-	-
Pipeline	7.3	1.4	4.9	1.2	(S)	(S)	(S)
Multiple Modes							
Private truck and for-hire truck	(S)	(S)	(S)	(S)	(S)	.1	(S)
Truck and air	49.3	-	44.2	-	34.3	-	20.1
Truck and rail	41.4	-	(S)	-	(S)	-	(S)
Truck and water	(S)	(S)	37.3	.2	44.4	.4	(S)
Truck and pipeline	(S)	(S)	(S)	(S)	(S)	.5	(S)
Rail and water	(D)	(D)	(D)	(D)	(D)	(D)	(D)
Inland water and Great Lakes	(S)	(S)	(S)	(S)	(S)	(S)	(S)
Inland water and deep sea	20.9	.8	25.6	1.3	18.1	4.5	12.2
Other Modes							
Other and unknown modes	14.4	.5	19.2	.7	30.5	1.4	24.1

Table B-6b. **Measures of Reliability for Shipment Characteristics by Three-Digit Commodity and Mode of Transportation for the United States: 1993—Con.**

STCC code, description and mode of transportation	Value		Tons		Ton-miles		Average miles per shipment—coefficient of variation
	Coefficient of variation of number	Standard error of percentage	Coefficient of variation of number	Standard error of percentage	Coefficient of variation of number	Standard error of percentage	
STCC 295, PAVING OR ROOFING MATERIALS							
Total	12.6	—	12.4	—	33.7	—	6.5
Single Modes							
Parcel, U.S. Postal Service, or courier	(S) 6.8	(S) 3.6	(S) 7.1	3.8	31.2	—	45.6
Private truck	9.0	3.3	8.9	2.6	14.5	3.8	8.3
For-hire truck	—	—	—	—	7.7	7.2	6.9
Air	—	—	—	—	—	—	—
Rail	35.8	1.6	29.9	1.2	25.5	4.6	19.0
Inland water	(S) —	(S) —	(S) —	(S) —	(S) —	.2	(S) —
Great Lakes	(S) —	(S) —	(S) —	(S) —	(S) —	(S) —	(S) —
Deep sea water	—	—	—	—	—	—	—
Pipeline	—	—	—	—	—	—	—
Multiple Modes							
Private truck and for-hire truck	46.2	1.4	39.8	.5	41.4	.4	36.7
Truck and air	88.5	—	85.5	—	80.7	—	(S) —
Truck and rail	(S) —	(S) —	(S) —	(S) —	33.0	(S) —	49.4
Truck and water	(S) —	(S) —	(S) —	(S) —	(S) —	(S) —	(S) —
Truck and pipeline	—	—	—	—	—	—	—
Rail and water	—	—	—	—	—	—	—
Inland water and Great Lakes	100.0	—	(S) —	—	100.0	—	(S) —
Inland water and deep sea	(S) —	—	(S) —	—	(S) —	.1	(S) —
Other Modes							
Other and unknown modes	47.4	1.9	49.1	3.2	(S) —	(S) —	(S) —
STCC 299, MISCELLANEOUS COAL OR PETROLEUM PRODUCTS							
Total	10.4	—	16.7	—	13.7	—	11.4
Single Modes							
Parcel, U.S. Postal Service, or courier	17.4	.1	23.6	—	19.4	—	29.8
Private truck	18.0	1.4	30.8	1.4	35.8	.6	16.0
For-hire truck	19.1	3.5	27.7	4.9	38.9	3.4	34.2
Air	100.0	—	100.0	—	100.0	—	(S) —
Rail	19.2	5.6	25.0	4.9	20.0	5.0	10.3
Inland water	43.4	2.5	42.6	2.7	38.4	3.4	30.1
Great Lakes	—	—	—	—	—	—	—
Deep sea water	—	—	—	—	—	—	—
Pipeline	(S) —	(S) —	(S) —	.1	(S) —	—	(S) —
Multiple Modes							
Private truck and for-hire truck	(S) —	(S) —	(S) —	(S) —	(S) —	.2	(S) —
Truck and air	40.3	—	62.2	—	56.9	—	(S) —
Truck and rail	(S) —	(S) —	(S) —	(S) —	(S) —	(S) —	(S) —
Truck and water	31.6	.1	45.5	.2	43.0	.8	29.0
Truck and pipeline	—	—	—	—	—	—	—
Rail and water	26.3	.9	29.3	1.3	27.5	3.4	18.7
Inland water and Great Lakes	44.5	—	44.1	—	45.0	.3	25.8
Inland water and deep sea	(S) —	—	(S) —	(S) —	(S) —	(S) —	(S) —
Other Modes							
Other and unknown modes	29.5	2.1	33.7	2.6	33.7	.4	45.2
STCC 301, RUBBER TIRES OR INNER TUBES							
Total	17.0	—	16.7	—	12.4	—	10.5
Single Modes							
Parcel, U.S. Postal Service, or courier	22.6	.3	24.9	.1	30.3	.1	9.7
Private truck	7.5	2.5	23.0	3.6	10.8	1.3	7.7
For-hire truck	23.7	3.8	20.3	3.8	15.8	4.6	10.9
Air	—	—	—	—	—	—	—
Rail	13.8	.8	12.3	.6	12.1	1.4	7.2
Inland water	—	—	—	—	—	—	—
Great Lakes	—	—	—	—	—	—	—
Deep sea water	—	—	—	—	—	—	—
Pipeline	—	—	—	—	—	—	—
Multiple Modes							
Private truck and for-hire truck	(S) —	—	(S) —	—	94.3	—	(S) —
Truck and air	47.6	—	(S) —	—	(S) —	—	(S) —
Truck and rail	(S) —	(S) —	(S) —	(S) —	(S) —	(S) —	(S) —
Truck and water	(S) —	—	(S) —	—	(S) —	.3	(S) —
Truck and pipeline	—	—	—	—	—	—	—
Rail and water	—	—	—	—	—	—	—
Inland water and Great Lakes	—	—	—	—	—	—	—
Inland water and deep sea	49.7	—	(S) —	—	(S) —	—	(S) —
Other Modes							
Other and unknown modes	23.4	.4	31.2	.4	26.3	.7	48.1

Table B-6b. **Measures of Reliability for Shipment Characteristics by Three-Digit Commodity and Mode of Transportation for the United States: 1993-Con.**

STCC code, description and mode of transportation	Value		Tons		Ton-miles		Average miles per shipment-coefficient of variation
	Coefficient of variation of number	Standard error of percentage	Coefficient of variation of number	Standard error of percentage	Coefficient of variation of number	Standard error of percentage	
STCC 302, RUBBER OR PLASTIC FOOTWEAR							
Total	26.3	-	19.0	-	23.9	-	6.4
Single Modes							
Parcel, U.S. Postal Service, or courier	25.0	3.8	17.5	2.0	26.7	4.9	6.1
Private truck	18.9	3.5	22.9	4.6	24.9	2.2	24.9
For-hire truck	30.0	5.2	23.5	4.3	25.9	5.6	7.1
Air	74.2	-	99.0	-	99.9	-	(S)
Rail	(S)	(S)	(S)	(S)	(S)	(S)	(S)
Inland water	-	-	-	-	-	-	-
Great Lakes	-	-	-	-	-	-	-
Deep sea water	-	-	-	-	-	-	-
Pipeline	-	-	-	-	-	-	-
Multiple Modes							
Private truck and for-hire truck	(S)	(S)	(S)	(S)	61.9	.1	(S)
Truck and air	(S)	(S)	47.1	-	50.1	.1	(S)
Truck and rail	(S)	(S)	(S)	(S)	(S)	(S)	(S)
Truck and water	(S)	(S)	(S)	(S)	(S)	(S)	(S)
Truck and pipeline	-	-	-	-	-	-	-
Rail and water	-	-	-	-	-	-	-
Inland water and Great Lakes	-	-	-	-	-	-	-
Inland water and deep sea	-	-	-	-	-	-	-
Other Modes							
Other and unknown modes	(S)	(S)	(S)	(S)	(S)	(S)	(S)
STCC 303, RECLAIMED RUBBER							
Total	39.0	-	36.1	-	(S)	(S)	(S)
Single Modes							
Parcel, U.S. Postal Service, or courier	31.3	2.4	31.6	1.7	35.5	2.8	19.8
Private truck	38.0	10.2	35.0	11.9	45.8	12.1	(S)
For-hire truck	(S)	(S)	47.8	11.7	(S)	(S)	(S)
Air	-	-	-	-	-	-	-
Rail	-	-	-	-	-	-	-
Inland water	-	-	-	-	-	-	-
Great Lakes	-	-	-	-	-	-	-
Deep sea water	-	-	-	-	-	-	-
Pipeline	-	-	-	-	-	-	-
Multiple Modes							
Private truck and for-hire truck	-	-	-	-	-	-	-
Truck and air	-	-	-	-	-	-	-
Truck and rail	-	-	-	-	-	-	-
Truck and water	-	-	-	-	-	-	-
Truck and pipeline	-	-	-	-	-	-	-
Rail and water	-	-	-	-	-	-	-
Inland water and Great Lakes	-	-	-	-	-	-	-
Inland water and deep sea	-	-	-	-	-	-	-
Other Modes							
Other and unknown modes	(S)	(S)	92.8	(S)	(S)	(S)	(S)
STCC 304, RUBBER OR PLASTIC HOSE OR BELTING							
Total	7.4	-	8.8	-	9.8	-	6.4
Single Modes							
Parcel, U.S. Postal Service, or courier	12.6	1.2	14.4	.3	14.2	.3	4.7
Private truck	15.8	3.4	14.1	2.5	15.6	1.9	6.4
For-hire truck	9.2	2.9	10.3	2.5	10.2	2.0	8.1
Air	(S)	(S)	90.7	-	90.3	-	(S)
Rail	(S)	(S)	(S)	(S)	(S)	.2	(S)
Inland water	-	-	-	-	-	-	-
Great Lakes	-	-	-	-	-	-	-
Deep sea water	-	-	-	-	-	-	-
Pipeline	-	-	-	-	-	-	-
Multiple Modes							
Private truck and for-hire truck	(S)	-	66.6	-	91.3	-	(S)
Truck and air	21.0	.2	23.9	.1	24.2	.1	5.7
Truck and rail	(S)	(S)	(S)	(S)	(S)	(S)	(S)
Truck and water	(S)	.1	99.7	-	99.4	-	(S)
Truck and pipeline	-	-	-	-	-	-	-
Rail and water	-	-	-	-	-	-	-
Inland water and Great Lakes	-	-	-	-	-	-	-
Inland water and deep sea	-	-	-	-	-	-	-
Other Modes							
Other and unknown modes	24.8	.8	29.5	.8	32.2	.8	15.9

Table B-6b. **Measures of Reliability for Shipment Characteristics by Three-Digit Commodity and Mode of Transportation for the United States: 1993-Con.**

STCC code, description and mode of transportation	Value		Tons		Ton-miles		Average miles per shipment-coefficient of variation
	Coefficient of variation of number	Standard error of percentage	Coefficient of variation of number	Standard error of percentage	Coefficient of variation of number	Standard error of percentage	
STCC 306, MISCELLANEOUS FABRICATED RUBBER PRODUCTS							
Total	3.5	—	5.6	—	6.6	—	7.0
Single Modes							
Parcel, U.S. Postal Service, or courier	11.1	1.7	9.1	.5	10.1	.7	9.4
Private truck	6.2	1.5	12.3	3.2	20.5	3.0	6.9
For-hire truck	2.4	1.0	4.5	2.9	5.3	2.4	4.4
Air	(S)	—	51.2	—	40.4	—	32.6
Rail	(S)	(S)	(S)	(S)	47.6	.4	29.0
Inland water	—	—	—	—	—	—	—
Great Lakes	—	—	—	—	—	—	—
Deep sea water	100.0	—	100.0	—	100.0	—	(S)
Pipeline	—	—	—	—	—	—	—
Multiple Modes							
Private truck and for-hire truck	(S)	—	(S)	(S)	(S)	—	(S)
Truck and air	11.6	.1	11.1	—	14.9	.1	7.7
Truck and rail	(S)	(S)	(S)	(S)	(S)	(S)	(S)
Truck and water	(S)	(S)	(S)	(S)	(S)	(S)	(S)
Truck and pipeline	—	—	—	—	—	—	—
Rail and water	—	—	—	—	—	—	—
Inland water and Great Lakes	—	—	—	—	—	—	—
Inland water and deep sea	(S)	—	(S)	—	(S)	.2	(S)
Other Modes							
Other and unknown modes	22.5	.6	16.5	.5	17.4	.6	22.0
STCC 307, MISCELLANEOUS PLASTIC PRODUCTS							
Total	2.1	—	1.6	—	2.3	—	8.9
Single Modes							
Parcel, U.S. Postal Service, or courier	6.0	.5	7.5	.2	12.0	.3	8.2
Private truck	6.6	1.5	2.0	.8	8.7	1.1	5.7
For-hire truck	2.8	1.2	2.5	.8	3.1	1.2	3.8
Air	21.8	—	31.6	—	12.3	—	24.3
Rail	15.6	.2	16.1	.2	16.4	.5	9.7
Inland water	—	—	—	—	—	—	—
Great Lakes	—	—	—	—	—	—	—
Deep sea water	(S)	—	55.8	—	53.0	—	(S)
Pipeline	—	—	—	—	—	—	—
Multiple Modes							
Private truck and for-hire truck	37.5	.1	42.6	.1	42.1	.1	43.1
Truck and air	20.3	.1	21.7	—	24.6	.1	3.7
Truck and rail	28.9	—	27.4	.1	27.5	.2	7.8
Truck and water	28.7	—	28.9	—	29.1	.1	22.7
Truck and pipeline	—	—	—	—	—	—	—
Rail and water	—	—	—	—	—	—	—
Inland water and Great Lakes	—	—	—	—	—	—	—
Inland water and deep sea	32.6	—	31.0	—	35.9	—	18.3
Other Modes							
Other and unknown modes	10.8	.2	8.4	.1	16.5	.2	12.6
STCC 311, LEATHER							
Total	16.1	—	9.3	—	22.2	—	5.2
Single Modes							
Parcel, U.S. Postal Service, or courier	33.7	2.2	33.3	.6	24.9	.4	6.1
Private truck	38.8	8.8	27.0	7.7	27.3	7.4	22.1
For-hire truck	16.4	7.8	14.1	7.4	31.3	7.0	6.4
Air	100.0	—	100.0	—	100.0	—	(S)
Rail	(S)	(S)	(S)	(S)	(S)	.8	(S)
Inland water	—	—	—	—	—	—	—
Great Lakes	—	—	—	—	—	—	—
Deep sea water	—	—	—	—	—	—	—
Pipeline	—	—	—	—	—	—	—
Multiple Modes							
Private truck and for-hire truck	—	—	—	—	—	—	—
Truck and air	(S)	(S)	50.6	(S)	(S)	.1	(S)
Truck and rail	(S)	(S)	(S)	(S)	(S)	.2	(S)
Truck and water	100.0	—	100.0	.1	100.0	.2	(S)
Truck and pipeline	—	—	—	—	—	—	—
Rail and water	—	—	—	—	—	—	—
Inland water and Great Lakes	—	—	—	—	—	—	—
Inland water and deep sea	(S)	(S)	100.0	(S)	(S)	.4	(S)
Other Modes							
Other and unknown modes	(S)	(S)	39.8	.8	(S)	(S)	(S)

Table B-6b. **Measures of Reliability for Shipment Characteristics by Three-Digit Commodity and Mode of Transportation for the United States: 1993-Con.**

STCC code, description and mode of transportation	Value		Tons		Ton-miles		Average miles per shipment-coefficient of variation
	Coefficient of variation of number	Standard error of percentage	Coefficient of variation of number	Standard error of percentage	Coefficient of variation of number	Standard error of percentage	
STCC 312, INDUSTRIAL LEATHER BELTING							
Total	38.3	-	36.8	-	(S)	(S)	(S)
Single Modes							
Parcel, U.S. Postal Service, or courier	32.4	13.4	27.1	14.6	28.2	18.1	19.7
Private truck	(S)	(S)	63.1	(S)	52.5	(S)	(S)
For-hire truck	(S)	(S)	52.1	(S)	(S)	(S)	(S)
Air	-	-	-	-	-	-	-
Rail	-	-	-	-	-	-	-
Inland water	-	-	-	-	-	-	-
Great Lakes	-	-	-	-	-	-	-
Deep sea water	-	-	-	-	-	-	-
Pipeline	-	-	-	-	-	-	-
Multiple Modes							
Private truck and for-hire truck	-	-	-	-	-	-	-
Truck and air	99.3	(S)	99.6	(S)	99.5	1.3	(S)
Truck and rail	-	-	-	-	-	-	-
Truck and water	-	-	-	-	-	-	-
Truck and pipeline	-	-	-	-	-	-	-
Rail and water	-	-	-	-	-	-	-
Inland water and Great Lakes	-	-	-	-	-	-	-
Inland water and deep sea	-	-	-	-	-	-	-
Other Modes							
Other and unknown modes	99.8	(S)	99.8	(S)	100.0	.1	(S)
STCC 313, BOOT OR SHOE CUT STOCK OR FINDINGS							
Total	(S)	(S)	39.0	-	(S)	(S)	(S)
Single Modes							
Parcel, U.S. Postal Service, or courier	(S)	(S)	30.0	2.8	41.3	5.3	20.5
Private truck	(S)	(S)	35.1	9.3	40.7	12.6	40.2
For-hire truck	(S)	(S)	(S)	(S)	(S)	(S)	(S)
Air	(S)	(S)	(S)	(S)	(S)	(S)	(S)
Rail	(S)	(S)	(S)	(S)	(S)	(S)	(S)
Inland water	-	-	-	-	-	-	-
Great Lakes	-	-	-	-	-	-	-
Deep sea water	-	-	-	-	-	-	-
Pipeline	-	-	-	-	-	-	-
Multiple Modes							
Private truck and for-hire truck	-	-	-	-	-	-	-
Truck and air	(S)	.4	64.6	.1	76.9	.7	(S)
Truck and rail	-	-	-	-	-	-	-
Truck and water	(S)	(S)	(S)	(S)	(S)	(S)	(S)
Truck and pipeline	-	-	-	-	-	-	-
Rail and water	-	-	-	-	-	-	-
Inland water and Great Lakes	-	-	-	-	-	-	-
Inland water and deep sea	-	-	-	-	-	-	-
Other Modes							
Other and unknown modes	30.3	1.0	35.3	.7	31.3	.7	31.2
STCC 314, FOOTWEAR, LEATHER, OR OTHER MATERIALS							
Total	10.4	-	10.2	-	11.4	-	5.6
Single Modes							
Parcel, U.S. Postal Service, or courier	9.1	1.7	8.8	1.2	9.7	1.5	6.9
Private truck	19.0	3.3	20.6	4.3	31.0	4.0	16.4
For-hire truck	17.0	5.2	16.1	5.2	17.2	5.2	6.6
Air	(S)	(S)	(S)	(S)	(S)	.6	(S)
Rail	(S)	(S)	(S)	(S)	(S)	(S)	(S)
Inland water	-	-	-	-	-	-	-
Great Lakes	-	-	-	-	-	-	-
Deep sea water	-	-	-	-	-	-	-
Pipeline	-	-	-	-	-	-	-
Multiple Modes							
Private truck and for-hire truck	(S)	(S)	(S)	-	73.1	-	(S)
Truck and air	21.6	.2	21.7	.1	22.2	.3	9.9
Truck and rail	-	-	-	-	-	-	-
Truck and water	(S)	-	68.0	-	62.6	-	(S)
Truck and pipeline	-	-	-	-	-	-	-
Rail and water	-	-	-	-	-	-	-
Inland water and Great Lakes	-	-	-	-	-	-	-
Inland water and deep sea	-	-	-	-	-	-	-
Other Modes							
Other and unknown modes	34.1	2.7	39.3	2.8	33.6	4.1	18.2

Table B-6b. **Measures of Reliability for Shipment Characteristics by Three-Digit Commodity and Mode of Transportation for the United States: 1993—Con.**

STCC code, description and mode of transportation	Value		Tons		Ton-miles		Average miles per shipment—coefficient of variation
	Coefficient of variation of number	Standard error of percentage	Coefficient of variation of number	Standard error of percentage	Coefficient of variation of number	Standard error of percentage	
STCC 315, LEATHER GLOVES OR MITTENS							
Total	16.9	—	11.9	—	18.2	—	11.0
Single Modes							
Parcel, U.S. Postal Service, or courier	17.2	5.2	15.6	4.8	19.0	7.5	11.9
Private truck	16.5	2.3	19.4	3.8	39.0	2.9	16.8
For-hire truck	32.3	6.5	20.8	7.2	31.7	8.2	31.8
Air	77.2	—	70.4	—	69.4	—	(S)
Rail	—	—	—	—	—	—	—
Inland water	—	—	—	—	—	—	—
Great Lakes	—	—	—	—	—	—	—
Deep sea water	—	—	—	—	—	—	—
Pipeline	—	—	—	—	—	—	—
Multiple Modes							
Private truck and for-hire truck	—	—	—	—	—	—	—
Truck and air	(S)	(S)	86.1	(S)	78.1	.4	(S)
Truck and rail	—	—	—	—	—	—	—
Truck and water	—	—	—	—	—	—	—
Truck and pipeline	—	—	—	—	—	—	—
Rail and water	—	—	—	—	—	—	—
Inland water and Great Lakes	—	—	—	—	—	—	—
Inland water and deep sea	—	—	—	—	—	—	—
Other Modes							
Other and unknown modes	42.9	.7	(S)	(S)	84.5	(S)	(S)
STCC 316, LUGGAGE OR HANDBAGS, LEATHER, OR OTHER MATERIALS							
Total	12.8	—	21.9	—	16.8	—	9.7
Single Modes							
Parcel, U.S. Postal Service, or courier	25.5	7.7	35.2	8.2	42.5	8.7	11.0
Private truck	47.3	2.7	(S)	(S)	37.5	2.0	15.8
For-hire truck	20.5	5.9	26.7	6.1	24.6	7.3	10.6
Air	—	—	—	—	—	—	—
Rail	(S)	(S)	(S)	(S)	(S)	(S)	(S)
Inland water	—	—	—	—	—	—	—
Great Lakes	—	—	—	—	—	—	—
Deep sea water	—	—	—	—	—	—	—
Pipeline	—	—	—	—	—	—	—
Multiple Modes							
Private truck and for-hire truck	—	—	—	—	—	—	—
Truck and air	(S)	(S)	(S)	(S)	(S)	.2	(S)
Truck and rail	—	—	—	—	—	—	—
Truck and water	—	—	—	—	—	—	—
Truck and pipeline	—	—	—	—	—	—	—
Rail and water	—	—	—	—	—	—	—
Inland water and Great Lakes	—	—	—	—	—	—	—
Inland water and deep sea	100.0	—	100.0	—	100.0	—	(S)
Other Modes							
Other and unknown modes	29.4	1.2	(S)	(S)	46.6	1.4	46.2
STCC 319, LEATHER GOODS, NEC							
Total	15.9	—	20.5	—	19.4	—	7.0
Single Modes							
Parcel, U.S. Postal Service, or courier	13.8	5.8	11.1	5.0	12.5	6.6	8.4
Private truck	40.6	2.2	25.7	3.2	34.9	2.5	34.2
For-hire truck	27.7	7.0	32.2	8.2	29.9	8.3	7.2
Air	100.0	—	100.0	—	100.0	—	(S)
Rail	100.0	—	100.0	—	100.0	—	(S)
Inland water	—	—	—	—	—	—	—
Great Lakes	—	—	—	—	—	—	—
Deep sea water	—	—	—	—	—	—	—
Pipeline	—	—	—	—	—	—	—
Multiple Modes							
Private truck and for-hire truck	—	—	—	—	—	—	—
Truck and air	39.3	.2	39.7	.1	34.8	.3	13.4
Truck and rail	—	—	—	—	—	—	—
Truck and water	(S)	(S)	100.0	(S)	100.0	—	(S)
Truck and pipeline	—	—	—	—	—	—	—
Rail and water	—	—	—	—	—	—	—
Inland water and Great Lakes	—	—	—	—	—	—	—
Inland water and deep sea	—	—	—	—	—	—	—
Other Modes							
Other and unknown modes	43.5	1.6	31.3	1.0	45.5	.6	48.8

Table B-6b. **Measures of Reliability for Shipment Characteristics by Three-Digit Commodity and Mode of Transportation for the United States: 1993—Con.**

STCC code, description and mode of transportation	Value		Tons		Ton-miles		Average miles per shipment—coefficient of variation
	Coefficient of variation of number	Standard error of percentage	Coefficient of variation of number	Standard error of percentage	Coefficient of variation of number	Standard error of percentage	
STCC 321, FLAT GLASS							
Total	5.2	—	4.9	—	9.6	—	8.2
Single Modes							
Parcel, U.S. Postal Service, or courier	(D)	(D)	(D)	(D)	(D)	(D)	(D)
Private truck	7.2	2.4	5.5	2.4	11.7	2.9	4.1
For-hire truck	7.6	2.2	8.1	2.6	12.4	3.0	6.9
Air	(D)	(D)	(D)	(D)	(D)	(D)	(D)
Rail	(D)	(D)	(D)	(D)	(D)	(D)	(D)
Inland water	—	—	—	—	—	—	—
Great Lakes	—	—	—	—	—	—	—
Deep sea water	—	—	—	—	—	—	—
Pipeline	—	—	—	—	—	—	—
Multiple Modes							
Private truck and for-hire truck	(D)	(D)	(D)	(D)	(D)	(D)	(D)
Truck and air	(D)	(D)	(D)	(D)	(D)	(D)	(D)
Truck and rail	(D)	(D)	(D)	(D)	(D)	(D)	(D)
Truck and water	(D)	(D)	(D)	(D)	(D)	(D)	(D)
Truck and pipeline	—	—	—	—	—	—	—
Rail and water	—	—	—	—	—	—	—
Inland water and Great Lakes	—	—	—	—	—	—	—
Inland water and deep sea	(D)	(D)	(D)	(D)	(D)	(D)	(D)
Other Modes							
Other and unknown modes	(D)	(D)	(D)	(D)	(D)	(D)	(D)
STCC 322, GLASS AND GLASSWARE, PRESSED, OR BLOWN							
Total	5.8	—	4.6	—	6.0	—	12.7
Single Modes							
Parcel, U.S. Postal Service, or courier	15.7	1.2	21.4	.1	24.6	.3	13.7
Private truck	8.1	1.5	11.5	1.7	11.1	1.0	3.9
For-hire truck	6.0	1.4	6.3	2.1	7.0	1.5	7.4
Air	(D)	(D)	(D)	(D)	(D)	(D)	(D)
Rail	33.3	.4	26.9	.3	18.3	.7	15.2
Inland water	—	—	—	—	—	—	—
Great Lakes	—	—	—	—	—	—	—
Deep sea water	—	—	—	—	—	—	—
Pipeline	—	—	—	—	—	—	—
Multiple Modes							
Private truck and for-hire truck	(S)	(S)	(S)	(S)	(S)	.1	(S)
Truck and air	(D)	(D)	(D)	(D)	(D)	(D)	(D)
Truck and rail	34.3	—	48.1	—	(S)	.2	(S)
Truck and water	(D)	(D)	(D)	(D)	(D)	(D)	(D)
Truck and pipeline	—	—	—	—	—	—	—
Rail and water	—	—	—	—	—	—	—
Inland water and Great Lakes	—	—	—	—	—	—	—
Inland water and deep sea	(D)	(D)	(D)	(D)	(D)	(D)	(D)
Other Modes							
Other and unknown modes	25.5	.9	13.8	1.1	23.5	.9	19.3
STCC 324, HYDRAULIC CEMENT							
Total	5.7	—	7.5	—	5.9	—	8.0
Single Modes							
Parcel, U.S. Postal Service, or courier	48.1	—	29.7	—	(S)	—	(S)
Private truck	11.5	3.5	12.8	3.6	20.5	4.9	11.7
For-hire truck	5.7	2.0	7.5	2.4	8.1	2.3	11.5
Air	(D)	(D)	(D)	(D)	(D)	(D)	(D)
Rail	11.2	.8	10.0	.8	12.1	2.9	5.6
Inland water	(D)	(D)	(D)	(D)	(D)	(D)	(D)
Great Lakes	(D)	(D)	(D)	(D)	(D)	(D)	(D)
Deep sea water	—	—	—	—	—	—	—
Pipeline	—	—	—	—	—	—	—
Multiple Modes							
Private truck and for-hire truck	(D)	(D)	(D)	(D)	(D)	(D)	(D)
Truck and air	—	—	—	—	—	—	—
Truck and rail	(D)	(D)	(D)	(D)	(D)	(D)	(D)
Truck and water	(D)	(D)	(D)	(D)	(D)	(D)	(D)
Truck and pipeline	—	—	—	—	—	—	—
Rail and water	—	—	—	—	—	—	—
Inland water and Great Lakes	—	—	—	—	—	—	—
Inland water and deep sea	(D)	(D)	(D)	(D)	(D)	(D)	(D)
Other Modes							
Other and unknown modes	(D)	(D)	(D)	(D)	(D)	(D)	(D)

Table B-6b. **Measures of Reliability for Shipment Characteristics by Three-Digit Commodity and Mode of Transportation for the United States: 1993-Con.**

STCC code, description and mode of transportation	Value		Tons		Ton-miles		Average miles per shipment-coefficient of variation
	Coefficient of variation of number	Standard error of percentage	Coefficient of variation of number	Standard error of percentage	Coefficient of variation of number	Standard error of percentage	
STCC 325, STRUCTURAL CLAY PRODUCTS							
Total	4.9	-	6.9	-	6.0	-	8.5
Single Modes							
Parcel, U.S. Postal Service, or courier	16.5	.3	19.5	-	21.9	-	9.6
Private truck	7.0	1.8	7.6	1.9	10.5	1.5	10.6
For-hire truck	5.6	1.9	9.2	1.8	4.3	2.2	7.0
Air	(D)	(D)	(D)	(D)	(D)	(D)	(D)
Rail	19.0	.4	17.5	.6	14.0	1.4	32.6
Inland water	(S)	-	(S)	-	100.0	-	(S)
Great Lakes	-	-	-	-	-	-	-
Deep sea water	-	-	-	-	-	-	-
Pipeline	-	-	-	-	-	-	-
Multiple Modes							
Private truck and for-hire truck	(D)	(D)	(D)	(D)	(D)	(D)	(D)
Truck and air	34.2	.1	33.8	-	(S)	-	(S)
Truck and rail	(D)	(D)	(D)	(D)	(D)	(D)	(D)
Truck and water	(D)	(D)	(D)	(D)	(D)	(D)	(D)
Truck and pipeline	-	-	-	-	-	-	-
Rail and water	-	-	-	-	-	-	-
Inland water and Great Lakes	-	-	-	-	-	-	-
Inland water and deep sea	-	-	-	-	-	-	-
Other Modes							
Other and unknown modes	(D)	(D)	(D)	(D)	(D)	(D)	(D)
STCC 326, POTTERY OR RELATED PRODUCTS							
Total	5.1	-	7.2	-	10.2	-	4.2
Single Modes							
Parcel, U.S. Postal Service, or courier	12.2	2.2	22.3	1.5	23.0	2.5	5.4
Private truck	11.2	2.5	10.7	2.4	10.9	1.1	33.4
For-hire truck	7.4	3.3	8.5	3.1	9.2	4.4	9.4
Air	(D)	(D)	(D)	(D)	(D)	(D)	(D)
Rail	(D)	(D)	(D)	(D)	(D)	(D)	(D)
Inland water	-	-	-	-	-	-	-
Great Lakes	-	-	-	-	-	-	-
Deep sea water	-	-	-	-	-	-	-
Pipeline	-	-	-	-	-	-	-
Multiple Modes							
Private truck and for-hire truck	(D)	(D)	(D)	(D)	(D)	(D)	(D)
Truck and air	(D)	(D)	(D)	(D)	(D)	(D)	(D)
Truck and rail	(D)	(D)	(D)	(D)	(D)	(D)	(D)
Truck and water	(D)	(D)	(D)	(D)	(D)	(D)	(D)
Truck and pipeline	-	-	-	-	-	-	-
Rail and water	-	-	-	-	-	-	-
Inland water and Great Lakes	-	-	-	-	-	-	-
Inland water and deep sea	(D)	(D)	(D)	(D)	(D)	(D)	(D)
Other Modes							
Other and unknown modes	(D)	(D)	(D)	(D)	(D)	(D)	(D)
STCC 327, CONCRETE, GYPSUM, OR PLASTER PRODUCTS							
Total	1.6	-	2.9	-	6.0	-	18.1
Single Modes							
Parcel, U.S. Postal Service, or courier	39.0	.2	31.1	-	31.8	-	9.2
Private truck	2.2	1.2	3.3	2.0	3.6	2.5	3.8
For-hire truck	5.0	1.1	6.2	.9	4.5	2.6	9.4
Air	(D)	(D)	(D)	(D)	(D)	(D)	(D)
Rail	16.2	.1	23.3	.2	15.6	1.2	11.2
Inland water	(D)	(D)	(D)	(D)	(D)	(D)	(D)
Great Lakes	-	-	-	-	-	-	-
Deep sea water	-	-	-	-	-	-	-
Pipeline	-	-	-	-	-	-	-
Multiple Modes							
Private truck and for-hire truck	(D)	(D)	(D)	(D)	(D)	(D)	(D)
Truck and air	(D)	(D)	(D)	(D)	(D)	(D)	(D)
Truck and rail	(D)	(D)	(D)	(D)	(D)	(D)	(D)
Truck and water	(D)	(D)	(D)	(D)	(D)	(D)	(D)
Truck and pipeline	-	-	-	-	-	-	-
Rail and water	-	-	-	-	-	-	-
Inland water and Great Lakes	-	-	-	-	-	-	-
Inland water and deep sea	(D)	(D)	(D)	(D)	(D)	(D)	(D)
Other Modes							
Other and unknown modes	(D)	(D)	(D)	(D)	(D)	(D)	(D)

Table B-6b. **Measures of Reliability for Shipment Characteristics by Three-Digit Commodity and Mode of Transportation for the United States: 1993-Con.**

STCC code, description and mode of transportation	Value		Tons		Ton-miles		Average miles per shipment-coefficient of variation
	Coefficient of variation of number	Standard error of percentage	Coefficient of variation of number	Standard error of percentage	Coefficient of variation of number	Standard error of percentage	
STCC 328, CUT STONE OR STONE PRODUCTS							
Total	11.0	-	13.7	-	27.0	-	10.6
Single Modes							
Parcel, U.S. Postal Service, or courier	(D)	(D)	(D)	(D)	(D)	(D)	(D)
Private truck	(D)	(D)	(D)	(D)	(D)	(D)	(D)
For-hire truck	24.2	5.6	21.4	4.0	21.6	4.5	10.1
Air	(D)	(D)	(D)	(D)	(D)	(D)	(D)
Rail	(D)	(D)	(D)	(D)	(D)	(D)	(D)
Inland water	(D)	(D)	(D)	(D)	(D)	(D)	(D)
Great Lakes	-	-	-	-	-	-	-
Deep sea water	-	-	-	-	-	-	-
Pipeline	-	-	-	-	-	-	-
Multiple Modes							
Private truck and for-hire truck	(D)	(D)	(D)	(D)	(D)	(D)	(D)
Truck and air	(D)	(D)	(D)	(D)	(D)	(D)	(D)
Truck and rail	(D)	(D)	(D)	(D)	(D)	(D)	(D)
Truck and water	(D)	(D)	(D)	(D)	(D)	(D)	(D)
Truck and pipeline	-	-	-	-	-	-	-
Rail and water	-	-	-	-	-	-	-
Inland water and Great Lakes	-	-	-	-	-	-	-
Inland water and deep sea	-	-	-	-	-	-	-
Other Modes							
Other and unknown modes	(D)	(D)	(D)	(D)	(D)	(D)	(D)
STCC 329, ABRASIVE, ASBESTOS PRODUCTS, OR MISCELLANEOUS NONMETALLIC MINERAL PRODUCTS							
Total	24.5	-	8.7	-	7.3	-	8.8
Single Modes							
Parcel, U.S. Postal Service, or courier	18.5	2.4	19.0	-	18.9	-	6.5
Private truck	(D)	(D)	(D)	(D)	(D)	(D)	(D)
For-hire truck	4.9	5.0	7.0	2.7	8.6	1.3	7.8
Air	(D)	(D)	(D)	(D)	(D)	(D)	(D)
Rail	(D)	(D)	(D)	(D)	(D)	(D)	(D)
Inland water	(D)	(D)	(D)	(D)	(D)	(D)	(D)
Great Lakes	(D)	(D)	(D)	(D)	(D)	(D)	(D)
Deep sea water	-	-	-	-	-	-	-
Pipeline	(S)	-	(S)	-	67.0	-	(S)
Multiple Modes							
Private truck and for-hire truck	(D)	(D)	(D)	(D)	(D)	(D)	(D)
Truck and air	(D)	(D)	(D)	(D)	(D)	(D)	(D)
Truck and rail	(D)	(D)	(D)	(D)	(D)	(D)	(D)
Truck and water	(D)	(D)	(D)	(D)	(D)	(D)	(D)
Truck and pipeline	-	-	-	-	-	-	-
Rail and water	(S)	-	(S)	-	100.0	-	(S)
Inland water and Great Lakes	-	-	-	-	-	-	-
Inland water and deep sea	(D)	(D)	(D)	(D)	(D)	(D)	(D)
Other Modes							
Other and unknown modes	(D)	(D)	(D)	(D)	(D)	(D)	(D)
STCC 331, STEEL WORKS, ROLLING MILL, OR OTHER REDUCTION PLANT PRODUCTS							
Total	3.1	-	4.2	-	6.3	-	6.5
Single Modes							
Parcel, U.S. Postal Service, or courier	14.0	.2	4.5	-	11.9	-	8.8
Private truck	3.2	.9	5.5	1.8	5.7	.7	5.0
For-hire truck	3.4	.9	5.1	1.2	4.2	1.7	5.5
Air	(D)	(D)	(D)	(D)	(D)	(D)	(D)
Rail	9.8	.8	10.9	1.4	12.4	2.0	5.6
Inland water	31.0	.3	26.9	.4	29.3	1.1	13.4
Great Lakes	-	-	-	-	-	-	-
Deep sea water	-	-	-	-	-	-	-
Pipeline	-	-	-	-	-	-	-
Multiple Modes							
Private truck and for-hire truck	26.1	-	27.7	-	(S)	.1	(S)
Truck and air	19.8	-	30.3	-	37.5	-	9.6
Truck and rail	40.2	.1	32.1	.1	36.4	.3	17.7
Truck and water	22.0	-	22.6	.1	21.3	.2	17.4
Truck and pipeline	-	-	-	-	-	-	-
Rail and water	(D)	(D)	(D)	(D)	(D)	(D)	(D)
Inland water and Great Lakes	(S)	(S)	(S)	(S)	(S)	(S)	(S)
Inland water and deep sea	(D)	(D)	(D)	(D)	(D)	(D)	(D)
Other Modes							
Other and unknown modes	15.9	.3	25.4	.4	13.7	.2	8.5

Table B-6b. **Measures of Reliability for Shipment Characteristics by Three-Digit Commodity and Mode of Transportation for the United States: 1993—Con.**

STCC code, description and mode of transportation	Value		Tons		Ton-miles		Average miles per shipment—coefficient of variation
	Coefficient of variation of number	Standard error of percentage	Coefficient of variation of number	Standard error of percentage	Coefficient of variation of number	Standard error of percentage	
STCC 332, IRON OR STEEL CASTINGS							
Total	6.5	—	5.8	—	9.4	—	10.0
Single Modes							
Parcel, U.S. Postal Service, or courier	11.3	.5	11.5	—	14.3	.1	8.8
Private truck	6.5	2.1	5.8	2.3	22.5	2.5	19.3
For-hire truck	8.2	2.1	4.6	1.9	6.9	3.3	5.1
Air	(D)	(D)	(D)	(D)	(D)	(D)	(D)
Rail	31.9	.6	38.8	2.2	45.1	3.2	28.6
Inland water	(D)	(D)	(D)	(D)	(D)	(D)	(D)
Great Lakes	—	—	—	—	—	—	—
Deep sea water	(D)	(D)	(D)	(D)	(D)	(D)	(D)
Pipeline	—	—	—	—	—	—	—
Multiple Modes							
Private truck and for-hire truck	30.7	.1	29.7	.2	(S)	.2	(S)
Truck and air	(D)	(D)	(D)	(D)	(D)	(D)	(D)
Truck and rail	(D)	(D)	(D)	(D)	(D)	(D)	(D)
Truck and water	(D)	(D)	(D)	(D)	(D)	(D)	(D)
Truck and pipeline	—	—	—	—	—	—	—
Rail and water	—	—	—	—	—	—	—
Inland water and Great Lakes	—	—	—	—	—	—	—
Inland water and deep sea	(S)	(S)	(S)	(S)	(S)	.2	(S)
Other Modes							
Other and unknown modes	29.2	.3	50.0	.8	(S)	(S)	(S)
STCC 333, NONFERROUS METAL PRIMARY SMELTED PRODUCTS							
Total	11.4	—	8.6	—	13.5	—	10.2
Single Modes							
Parcel, U.S. Postal Service, or courier	39.2	.1	31.0	—	34.7	—	16.9
Private truck	14.3	2.3	11.7	2.2	9.8	.9	21.8
For-hire truck	16.0	4.2	4.2	2.8	9.9	4.0	3.5
Air	(D)	(D)	(D)	(D)	(D)	(D)	(D)
Rail	12.7	3.5	12.8	2.8	19.8	4.8	7.3
Inland water	—	—	—	—	—	—	—
Great Lakes	—	—	—	—	—	—	—
Deep sea water	—	—	—	—	—	—	—
Pipeline	—	—	—	—	—	—	—
Multiple Modes							
Private truck and for-hire truck	(D)	(D)	(D)	(D)	(D)	(D)	(D)
Truck and air	(D)	(D)	(D)	(D)	(D)	(D)	(D)
Truck and rail	(S)	(S)	(S)	(S)	(S)	(S)	(S)
Truck and water	(S)	(S)	(S)	(S)	(S)	.8	(S)
Truck and pipeline	—	—	—	—	—	—	—
Rail and water	—	—	—	—	—	—	—
Inland water and Great Lakes	—	—	—	—	—	—	—
Inland water and deep sea	—	—	—	—	—	—	—
Other Modes							
Other and unknown modes	28.3	.8	33.4	.5	27.6	.4	25.2
STCC 335, NONFERROUS METAL BASIC SHAPES							
Total	3.1	—	3.8	—	5.7	—	5.0
Single Modes							
Parcel, U.S. Postal Service, or courier	7.0	.3	13.3	.1	11.0	—	6.1
Private truck	4.5	1.3	7.2	1.8	6.3	1.0	12.1
For-hire truck	5.1	1.7	5.8	2.5	5.6	1.9	4.4
Air	(D)	(D)	(D)	(D)	(D)	(D)	(D)
Rail	15.9	.6	17.2	1.0	19.8	2.0	8.2
Inland water	—	—	—	—	—	—	—
Great Lakes	—	—	—	—	—	—	—
Deep sea water	—	—	—	—	—	—	—
Pipeline	—	—	—	—	—	—	—
Multiple Modes							
Private truck and for-hire truck	47.9	.1	(S)	(S)	(S)	—	(S)
Truck and air	14.2	.2	23.7	—	21.7	.1	5.5
Truck and rail	45.3	.3	32.6	.2	38.3	.6	13.5
Truck and water	(D)	(D)	(D)	(D)	(D)	(D)	(D)
Truck and pipeline	—	—	—	—	—	—	—
Rail and water	—	—	—	—	—	—	—
Inland water and Great Lakes	—	—	—	—	—	—	—
Inland water and deep sea	(S)	(S)	(S)	(S)	(S)	.5	(S)
Other Modes							
Other and unknown modes	15.0	.4	35.5	.6	27.8	.4	18.8

Table B-6b. **Measures of Reliability for Shipment Characteristics by Three-Digit Commodity and Mode of Transportation for the United States: 1993-Con.**

STCC code, description and mode of transportation	Value		Tons		Ton-miles		Average miles per shipment-coefficient of variation
	Coefficient of variation of number	Standard error of percentage	Coefficient of variation of number	Standard error of percentage	Coefficient of variation of number	Standard error of percentage	
STCC 336, NONFERROUS METAL OR NONFERROUS METAL BASE ALLOY CASTINGS							
Total	7.4	-	8.7	-	9.5	-	10.9
Single Modes							
Parcel, U.S. Postal Service, or courier	21.0	1.2	34.3	.5	20.2	.6	8.5
Private truck	12.5	1.6	15.6	2.5	13.1	1.2	6.7
For-hire truck	6.7	2.8	7.5	3.5	8.6	3.4	16.4
Air	(D)	(D)	(D)	(D)	(D)	(D)	(D)
Rail	(S)	(S)	(S)	(S)	(S)	(S)	(S)
Inland water	-	-	-	-	-	-	-
Great Lakes	-	-	-	-	-	-	-
Deep sea water	(D)	(D)	(D)	(D)	(D)	(D)	(D)
Pipeline	-	-	-	-	-	-	-
Multiple Modes							
Private truck and for-hire truck	(D)	(D)	(D)	(D)	(D)	(D)	(D)
Truck and air	16.8	.3	22.0	-	29.7	.2	5.3
Truck and rail	(S)	(S)	(S)	(S)	(S)	(S)	(S)
Truck and water	(D)	(D)	(D)	(D)	(D)	(D)	(D)
Truck and pipeline	-	-	-	-	-	-	-
Rail and water	-	-	-	-	-	-	-
Inland water and Great Lakes	-	-	-	-	-	-	-
Inland water and deep sea	100.0	-	100.0	-	100.0	-	(S)
Other Modes							
Other and unknown modes	41.4	.5	35.4	.4	31.5	.4	35.6
STCC 339, MISCELLANEOUS PRIMARY METAL PRODUCTS							
Total	7.4	-	11.1	-	7.7	-	12.6
Single Modes							
Parcel, U.S. Postal Service, or courier	10.2	.5	12.7	-	10.3	.1	4.3
Private truck	14.8	1.9	18.7	3.2	13.3	1.4	9.5
For-hire truck	7.3	1.7	17.8	4.6	6.5	3.1	12.5
Air	(D)	(D)	(D)	(D)	(D)	(D)	(D)
Rail	28.4	.8	25.9	3.2	36.0	3.3	20.8
Inland water	(D)	(D)	(D)	(D)	(D)	(D)	(D)
Great Lakes	-	-	-	-	-	-	-
Deep sea water	-	-	-	-	-	-	-
Pipeline	-	-	-	-	-	-	-
Multiple Modes							
Private truck and for-hire truck	(S)	(S)	(S)	(S)	71.2	-	(S)
Truck and air	25.0	.2	38.8	-	47.2	.3	11.4
Truck and rail	(D)	(D)	(D)	(D)	(D)	(D)	(D)
Truck and water	(D)	(D)	(D)	(D)	(D)	(D)	(D)
Truck and pipeline	-	-	-	-	-	-	-
Rail and water	-	-	-	-	-	-	-
Inland water and Great Lakes	-	-	-	-	-	-	-
Inland water and deep sea	(D)	(D)	(D)	(D)	(D)	(D)	(D)
Other Modes							
Other and unknown modes	17.9	.4	22.8	.1	17.4	.2	12.1
STCC 341, METAL CANS							
Total	5.3	-	4.1	-	5.0	-	12.3
Single Modes							
Parcel, U.S. Postal Service, or courier	24.4	.1	21.4	-	34.1	.1	15.1
Private truck	8.6	1.6	11.3	2.3	9.3	.8	7.9
For-hire truck	6.6	1.6	5.6	2.3	4.7	.7	7.1
Air	-	-	-	-	-	-	-
Rail	30.8	.2	33.6	.2	32.2	1.0	10.6
Inland water	(S)	-	(S)	-	(S)	.1	(S)
Great Lakes	-	-	-	-	-	-	-
Deep sea water	-	-	-	-	-	-	-
Pipeline	-	-	-	-	-	-	-
Multiple Modes							
Private truck and for-hire truck	83.0	-	67.3	-	76.8	-	(S)
Truck and air	(S)	-	(S)	-	40.9	-	20.0
Truck and rail	47.2	.2	(S)	(S)	(S)	(S)	(S)
Truck and water	46.7	-	43.8	-	42.5	.2	18.8
Truck and pipeline	-	-	-	-	-	-	-
Rail and water	-	-	-	-	-	-	-
Inland water and Great Lakes	-	-	-	-	-	-	-
Inland water and deep sea	(S)	(S)	(S)	(S)	(S)	.3	(S)
Other Modes							
Other and unknown modes	24.6	.1	22.3	.1	24.8	.2	41.1

Table B-6b. **Measures of Reliability for Shipment Characteristics by Three-Digit Commodity and Mode of Transportation for the United States: 1993—Con.**

STCC code, description and mode of transportation	Value		Tons		Ton-miles		Average miles per shipment—coefficient of variation
	Coefficient of variation of number	Standard error of percentage	Coefficient of variation of number	Standard error of percentage	Coefficient of variation of number	Standard error of percentage	
STCC 342, CUTLERY, HAND TOOLS, OR GENERAL HARDWARE							
Total	3.6	—	3.7	—	3.8	—	5.2
Single Modes							
Parcel, U.S. Postal Service, or courier	4.7	1.2	9.7	1.3	10.8	1.1	4.4
Private truck	7.1	1.8	9.6	3.1	12.2	2.2	5.4
For-hire truck	6.5	1.8	6.1	2.4	6.7	2.6	5.9
Air	25.1	—	28.1	—	24.3	—	12.3
Rail	37.8	—	(S)	(S)	(S)	.5	(S)
Inland water	—	—	—	—	—	—	—
Great Lakes	—	—	—	—	—	—	—
Deep sea water	—	—	—	—	—	—	—
Pipeline	—	—	—	—	—	—	—
Multiple Modes							
Private truck and for-hire truck	35.6	—	37.3	—	34.6	—	19.7
Truck and air	15.2	.1	17.9	—	18.3	.1	3.2
Truck and rail	32.8	.1	34.1	.1	44.4	.4	19.0
Truck and water	25.2	—	37.5	.1	43.3	.2	26.8
Truck and pipeline	—	—	—	—	—	—	—
Rail and water	—	—	—	—	—	—	—
Inland water and Great Lakes	—	—	—	—	—	—	—
Inland water and deep sea	(S)	—	(S)	—	(S)	.1	(S)
Other Modes							
Other and unknown modes	12.1	.3	18.8	.5	14.5	.3	20.6
STCC 343, PLUMBING FIXTURES OR HEATING APPARATUS							
Total	6.4	—	3.6	—	5.3	—	10.0
Single Modes							
Parcel, U.S. Postal Service, or courier	13.2	1.4	14.5	.7	22.1	1.5	7.3
Private truck	9.0	1.4	7.3	2.1	20.3	2.3	14.1
For-hire truck	5.4	1.9	5.0	2.5	8.1	4.1	6.4
Air	48.9	—	80.1	—	61.5	—	(S)
Rail	(S)	(S)	(S)	(S)	(S)	(S)	(S)
Inland water	—	—	—	—	—	—	—
Great Lakes	—	—	—	—	—	—	—
Deep sea water	—	—	—	—	—	—	—
Pipeline	—	—	—	—	—	—	—
Multiple Modes							
Private truck and for-hire truck	(S)	(S)	(S)	—	(S)	.1	(S)
Truck and air	31.8	.1	32.2	—	30.9	.1	11.8
Truck and rail	(S)	(S)	(S)	(S)	(S)	(S)	(S)
Truck and water	(D)	(D)	(D)	(D)	(D)	(D)	(D)
Truck and pipeline	—	—	—	—	—	—	—
Rail and water	—	—	—	—	—	—	—
Inland water and Great Lakes	—	—	—	—	—	—	—
Inland water and deep sea	(D)	(D)	(D)	(D)	(D)	(D)	(D)
Other Modes							
Other and unknown modes	19.5	.8	22.7	1.1	35.5	1.5	25.4
STCC 344, FABRICATED STRUCTURAL METAL PRODUCTS							
Total	3.3	—	3.6	—	4.0	—	5.1
Single Modes							
Parcel, U.S. Postal Service, or courier	5.0	.2	5.6	—	9.4	.1	5.6
Private truck	3.2	1.2	3.3	1.2	4.3	.8	4.3
For-hire truck	5.2	1.4	4.0	1.6	3.7	1.4	4.6
Air	31.4	—	31.9	—	45.1	—	13.4
Rail	18.3	.2	(S)	(S)	45.8	1.5	34.3
Inland water	(S)	(S)	(S)	(S)	(S)	.3	(S)
Great Lakes	—	—	—	—	—	—	—
Deep sea water	—	—	—	—	—	—	—
Pipeline	—	—	—	—	—	—	—
Multiple Modes							
Private truck and for-hire truck	39.8	.1	(S)	(S)	(S)	.1	(S)
Truck and air	31.0	.2	18.4	—	20.5	.1	4.9
Truck and rail	38.1	—	40.2	—	47.4	.2	17.4
Truck and water	30.0	—	23.6	—	21.4	.1	19.5
Truck and pipeline	—	—	—	—	—	—	—
Rail and water	—	—	—	—	—	—	—
Inland water and Great Lakes	—	—	—	—	—	—	—
Inland water and deep sea	46.2	—	(S)	(S)	(S)	.7	(S)
Other Modes							
Other and unknown modes	8.1	.2	12.1	.3	10.1	.3	18.8

Table B-6b. **Measures of Reliability for Shipment Characteristics by Three-Digit Commodity and Mode of Transportation for the United States: 1993—Con.**

STCC code, description and mode of transportation	Value		Tons		Ton-miles		Average miles per shipment—coefficient of variation
	Coefficient of variation of number	Standard error of percentage	Coefficient of variation of number	Standard error of percentage	Coefficient of variation of number	Standard error of percentage	
STCC 345, BOLTS, NUTS, SCREWS, RIVETS, WASHERS, OR OTHER INDUSTRIAL FASTENERS							
Total	2.3	—	5.5	—	4.0	—	5.1
Single Modes							
Parcel, U.S. Postal Service, or courier	7.6	1.8	6.3	.4	12.5	.9	4.5
Private truck	5.3	1.0	11.4	2.8	24.0	2.6	18.9
For-hire truck	4.4	1.8	7.3	2.9	5.0	3.2	3.7
Air	46.8	.1	48.3	(S)	(S)	—	(S)
Rail	(S)	(S)	32.6	—	32.2	.1	41.0
Inland water	—	—	—	—	—	—	—
Great Lakes	—	—	—	—	—	—	—
Deep sea water	—	—	—	—	—	—	—
Pipeline	—	—	—	—	—	—	—
Multiple Modes							
Private truck and for-hire truck	42.2	—	(S)	(S)	(S)	.1	(S)
Truck and air	16.9	.3	12.6	—	14.8	.1	5.1
Truck and rail	(S)	(S)	(S)	(S)	49.7	.5	47.9
Truck and water	(S)	(S)	(S)	(S)	(S)	(S)	(S)
Truck and pipeline	—	—	—	—	—	—	—
Rail and water	—	—	—	—	—	—	—
Inland water and Great Lakes	—	—	—	—	—	—	—
Inland water and deep sea	—	—	—	—	—	—	—
Other Modes							
Other and unknown modes	20.4	.8	28.5	.8	39.8	1.9	16.0
STCC 346, METAL STAMPINGS							
Total	7.7	—	9.4	—	8.5	—	9.7
Single Modes							
Parcel, U.S. Postal Service, or courier	8.8	.8	11.4	.1	15.7	.3	7.2
Private truck	18.8	2.3	26.5	4.3	17.1	.9	14.3
For-hire truck	6.0	2.2	7.7	4.1	3.8	3.0	4.9
Air	(S)	—	71.6	—	78.0	—	(S)
Rail	19.5	1.4	19.9	2.1	28.3	3.9	9.4
Inland water	—	—	—	—	—	—	—
Great Lakes	—	—	—	—	—	—	—
Deep sea water	—	—	—	—	—	—	—
Pipeline	—	—	—	—	—	—	—
Multiple Modes							
Private truck and for-hire truck	(S)	—	(S)	—	(S)	—	(S)
Truck and air	14.1	.1	28.2	—	33.0	.1	7.0
Truck and rail	(S)	(S)	(S)	(S)	(S)	(S)	(S)
Truck and water	(S)	(S)	64.8	—	(S)	—	(S)
Truck and pipeline	—	—	—	—	—	—	—
Rail and water	—	—	—	—	—	—	—
Inland water and Great Lakes	—	—	—	—	—	—	—
Inland water and deep sea	(S)	—	(S)	—	(S)	—	(S)
Other Modes							
Other and unknown modes	24.0	1.2	29.3	1.5	32.2	1.9	14.2
STCC 348, MISCELLANEOUS FABRICATED WIRE PRODUCTS							
Total	5.6	—	5.9	—	7.6	—	4.7
Single Modes							
Parcel, U.S. Postal Service, or courier	14.4	1.6	11.5	.2	5.1	.2	5.8
Private truck	14.6	3.2	10.0	2.7	11.6	1.7	7.1
For-hire truck	4.8	2.7	6.3	3.1	8.4	2.4	4.9
Air	(S)	—	59.1	—	60.7	—	(S)
Rail	(S)	(S)	(S)	(S)	(S)	.4	(S)
Inland water	95.3	—	67.6	—	96.8	—	(S)
Great Lakes	—	—	—	—	—	—	—
Deep sea water	—	—	—	—	—	—	—
Pipeline	—	—	—	—	—	—	—
Multiple Modes							
Private truck and for-hire truck	(S)	(S)	(S)	(S)	(S)	.1	(S)
Truck and air	17.4	.1	11.3	—	13.3	—	6.1
Truck and rail	40.0	.1	44.5	.1	44.4	.6	30.3
Truck and water	(S)	—	(S)	(S)	(S)	.2	(S)
Truck and pipeline	—	—	—	—	—	—	—
Rail and water	—	—	—	—	—	—	—
Inland water and Great Lakes	—	—	—	—	—	—	—
Inland water and deep sea	(S)	—	(S)	—	(S)	.2	(S)
Other Modes							
Other and unknown modes	26.3	1.0	24.9	.6	26.9	.9	34.8

Table B-6b. **Measures of Reliability for Shipment Characteristics by Three-Digit Commodity and Mode of Transportation for the United States: 1993-Con.**

STCC code, description and mode of transportation	Value		Tons		Ton-miles		Average miles per shipment-coefficient of variation
	Coefficient of variation of number	Standard error of percentage	Coefficient of variation of number	Standard error of percentage	Coefficient of variation of number	Standard error of percentage	
STCC 349, MISCELLANEOUS FABRICATED METAL PRODUCTS							
Total	3.4	-	5.8	-	4.6	-	3.6
Single Modes							
Parcel, U.S. Postal Service, or courier	7.4	.9	7.1	.1	9.6	.2	3.3
Private truck	3.8	.9	12.1	2.5	8.3	1.0	7.9
For-hire truck	4.4	1.1	5.5	2.7	4.7	1.8	5.7
Air	22.3	-	35.2	-	41.2	-	13.3
Rail	20.8	.1	24.4	.5	31.4	1.0	11.2
Inland water	(S)	(S)	(S)	(S)	(S)	(S)	(S)
Great Lakes	-	-	-	-	-	-	-
Deep sea water	(S)	-	100.0	-	100.0	-	(S)
Pipeline	-	-	-	-	-	-	-
Multiple Modes							
Private truck and for-hire truck	27.7	-	30.5	-	30.8	-	32.1
Truck and air	11.3	.2	20.5	-	23.7	.1	4.0
Truck and rail	45.7	.1	(S)	(S)	41.3	.5	26.0
Truck and water	49.1	-	36.4	-	(S)	.3	(S)
Truck and pipeline	-	-	-	-	-	-	-
Rail and water	-	-	-	-	-	-	-
Inland water and Great Lakes	-	-	-	-	-	-	-
Inland water and deep sea	(S)	-	(S)	-	(S)	-	(S)
Other Modes							
Other and unknown modes	12.2	.3	17.3	.3	21.5	.8	11.4
STCC 351, ENGINES OR TURBINES							
Total	11.4	-	14.3	-	14.3	-	11.8
Single Modes							
Parcel, U.S. Postal Service, or courier	18.9	1.5	25.5	.6	12.8	.2	12.6
Private truck	25.3	2.6	27.1	2.6	27.4	2.1	22.7
For-hire truck	16.0	4.6	16.1	2.9	16.0	3.3	4.9
Air	42.7	.1	83.9	-	(S)	.1	(S)
Rail	(S)	(S)	(S)	(S)	(S)	(S)	(S)
Inland water	-	-	-	-	-	-	-
Great Lakes	-	-	-	-	-	-	-
Deep sea water	(S)	-	100.0	-	100.0	-	(S)
Pipeline	-	-	-	-	-	-	-
Multiple Modes							
Private truck and for-hire truck	(S)	(S)	(S)	(S)	(S)	(S)	(S)
Truck and air	25.9	.8	18.7	.1	24.8	.3	5.2
Truck and rail	(S)	(S)	(S)	(S)	(S)	(S)	(S)
Truck and water	(S)	(S)	(S)	(S)	(S)	(S)	(S)
Truck and pipeline	-	-	-	-	-	-	-
Rail and water	-	-	-	-	-	-	-
Inland water and Great Lakes	-	-	-	-	-	-	-
Inland water and deep sea	-	-	-	-	-	-	-
Other Modes							
Other and unknown modes	24.7	.6	32.8	1.2	24.9	.4	29.3
STCC 352, FARM MACHINERY OR EQUIPMENT							
Total	4.6	-	3.5	-	10.3	-	5.3
Single Modes							
Parcel, U.S. Postal Service, or courier	11.2	1.0	8.5	.4	7.7	.2	5.7
Private truck	8.0	2.3	8.2	2.6	12.0	2.8	14.3
For-hire truck	6.9	3.0	6.6	3.4	8.0	5.4	10.4
Air	(S)	-	66.7	-	61.6	-	(S)
Rail	17.2	.3	17.3	.2	20.6	.7	12.5
Inland water	-	-	-	-	-	-	-
Great Lakes	-	-	-	-	-	-	-
Deep sea water	-	-	-	-	-	-	-
Pipeline	-	-	-	-	-	-	-
Multiple Modes							
Private truck and for-hire truck	(S)	(S)	(S)	(S)	(S)	.1	(S)
Truck and air	27.8	.1	35.5	-	39.7	.1	6.2
Truck and rail	33.9	.2	(S)	(S)	42.6	1.3	20.5
Truck and water	43.8	-	48.4	-	(S)	.2	(S)
Truck and pipeline	-	-	-	-	-	-	-
Rail and water	-	-	-	-	-	-	-
Inland water and Great Lakes	-	-	-	-	-	-	-
Inland water and deep sea	(S)	-	100.0	-	100.0	-	(S)
Other Modes							
Other and unknown modes	33.3	1.5	24.9	1.1	(S)	(S)	(S)

Table B-6b. **Measures of Reliability for Shipment Characteristics by Three-Digit Commodity and Mode of Transportation for the United States: 1993—Con.**

STCC code, description and mode of transportation	Value		Tons		Ton-miles		Average miles per shipment—coefficient of variation
	Coefficient of variation of number	Standard error of percentage	Coefficient of variation of number	Standard error of percentage	Coefficient of variation of number	Standard error of percentage	
STCC 353, CONSTRUCTION, MINING, OR MATERIALS HANDLING MACHINERY OR EQUIPMENT							
Total	7.3	—	4.6	—	6.1	—	9.4
Single Modes							
Parcel, U.S. Postal Service, or courier	5.9	.9	9.2	.2	10.5	.3	10.6
Private truck	8.3	1.3	9.1	2.7	12.4	1.5	4.6
For-hire truck	6.2	1.4	6.4	2.7	5.6	2.3	4.5
Air	46.3	—	49.0	—	49.9	.1	7.7
Rail	49.7	1.4	33.4	.9	32.3	2.2	10.8
Inland water	(S)	—	(S)	—	(S)	—	(S)
Great Lakes	—	—	—	—	—	—	—
Deep sea water	—	—	—	—	—	—	—
Pipeline	—	—	—	—	—	—	—
Multiple Modes							
Private truck and for-hire truck	(S)	(S)	(S)	(S)	(S)	—	(S)
Truck and air	34.1	.6	(S)	(S)	32.2	.4	2.9
Truck and rail	26.6	.1	29.7	.1	34.2	.3	17.8
Truck and water	36.7	—	(S)	—	37.2	.1	42.2
Truck and pipeline	—	—	—	—	—	—	—
Rail and water	—	—	—	—	—	—	—
Inland water and Great Lakes	—	—	—	—	—	—	—
Inland water and deep sea	36.4	—	33.5	—	46.3	—	26.0
Other Modes							
Other and unknown modes	12.6	.5	17.3	.6	17.3	.6	35.5
STCC 354, METALWORKING MACHINERY OR EQUIPMENT							
Total	10.1	—	16.2	—	19.3	—	10.1
Single Modes							
Parcel, U.S. Postal Service, or courier	17.7	3.9	13.3	1.0	18.8	1.7	9.7
Private truck	6.0	2.0	17.8	3.3	40.7	2.1	13.6
For-hire truck	20.7	4.8	21.7	3.8	23.8	4.1	6.5
Air	25.7	—	29.6	—	48.9	—	15.2
Rail	41.1	.1	38.3	.2	42.0	.3	38.9
Inland water	—	—	—	—	—	—	—
Great Lakes	—	—	—	—	—	—	—
Deep sea water	—	—	—	—	—	—	—
Pipeline	—	—	—	—	—	—	—
Multiple Modes							
Private truck and for-hire truck	(S)	—	(S)	(S)	(S)	.1	(S)
Truck and air	13.5	.3	12.0	.1	16.8	.3	5.1
Truck and rail	(S)	(S)	(S)	(S)	(S)	.1	(S)
Truck and water	(S)	.1	(S)	(S)	(S)	1.3	(S)
Truck and pipeline	—	—	—	—	—	—	—
Rail and water	—	—	—	—	—	—	—
Inland water and Great Lakes	—	—	—	—	—	—	—
Inland water and deep sea	100.0	—	100.0	—	100.0	—	(S)
Other Modes							
Other and unknown modes	21.0	.8	18.6	.5	44.9	1.9	25.0
STCC 355, SPECIAL INDUSTRY MACHINERY							
Total	3.4	—	4.2	—	5.7	—	6.3
Single Modes							
Parcel, U.S. Postal Service, or courier	5.6	1.3	8.2	.5	13.6	1.1	6.7
Private truck	6.5	.7	7.5	1.9	11.1	1.2	10.3
For-hire truck	4.4	1.4	5.1	2.0	7.1	2.3	4.2
Air	26.8	—	49.9	—	(S)	—	(S)
Rail	(S)	(S)	(S)	(S)	34.4	1.0	19.1
Inland water	—	—	—	—	—	—	—
Great Lakes	—	—	—	—	—	—	—
Deep sea water	—	—	—	—	—	—	—
Pipeline	—	—	—	—	—	—	—
Multiple Modes							
Private truck and for-hire truck	40.3	—	42.2	—	42.0	—	27.3
Truck and air	22.2	.8	25.3	.3	35.8	.8	3.4
Truck and rail	46.6	—	45.3	—	48.0	.1	22.8
Truck and water	(S)	(S)	(S)	(S)	41.7	.1	25.7
Truck and pipeline	—	—	—	—	—	—	—
Rail and water	—	—	—	—	—	—	—
Inland water and Great Lakes	—	—	—	—	—	—	—
Inland water and deep sea	(S)	—	76.3	—	(S)	.1	(S)
Other Modes							
Other and unknown modes	9.1	.5	14.9	.6	13.4	.7	11.7

Table B-6b. **Measures of Reliability for Shipment Characteristics by Three-Digit Commodity and Mode of Transportation for the United States: 1993—Con.**

STCC code, description and mode of transportation	Value		Tons		Ton-miles		Average miles per shipment—coefficient of variation
	Coefficient of variation of number	Standard error of percentage	Coefficient of variation of number	Standard error of percentage	Coefficient of variation of number	Standard error of percentage	
STCC 356, GENERAL INDUSTRIAL MACHINERY OR EQUIPMENT							
Total	5.0	—	4.3	—	5.7	—	8.1
Single Modes							
Parcel, U.S. Postal Service, or courier	9.6	1.5	8.9	.6	9.6	.4	5.6
Private truck	6.4	1.2	14.3	2.5	7.1	.5	18.7
For-hire truck	6.6	2.0	4.3	2.5	6.8	2.0	9.3
Air	20.9	—	38.3	—	33.2	—	9.2
Rail	(S)	(S)	(S)	(S)	(S)	(S)	(S)
Inland water	(S)	—	(S)	—	100.0	—	(S)
Great Lakes	—	—	—	—	—	—	—
Deep sea water	—	—	—	—	—	—	—
Pipeline	—	—	—	—	—	—	—
Multiple Modes							
Private truck and for-hire truck	(S)	—	(S)	—	(S)	—	(S)
Truck and air	11.0	.2	6.3	.1	7.8	.2	3.2
Truck and rail	37.0	—	(S)	(S)	37.4	.1	49.7
Truck and water	44.4	—	38.3	—	49.4	.2	(S)
Truck and pipeline	—	—	—	—	—	—	—
Rail and water	—	—	—	—	—	—	—
Inland water and Great Lakes	—	—	—	—	—	—	—
Inland water and deep sea	(S)	—	(S)	—	(S)	.2	(S)
Other Modes							
Other and unknown modes	11.1	.4	16.7	.7	13.2	.6	22.0
STCC 357, OFFICE, COMPUTING, OR ACCOUNTING MACHINES							
Total	8.1	—	11.0	—	11.9	—	8.1
Single Modes							
Parcel, U.S. Postal Service, or courier	8.0	2.0	12.1	2.3	19.3	2.0	6.4
Private truck	9.8	1.3	28.7	3.9	(S)	(S)	(S)
For-hire truck	12.8	2.5	15.5	4.6	16.0	5.1	6.2
Air	24.6	.1	29.6	—	30.5	—	10.6
Rail	46.2	—	(S)	(S)	(S)	.2	(S)
Inland water	—	—	—	—	—	—	—
Great Lakes	—	—	—	—	—	—	—
Deep sea water	—	—	—	—	—	—	—
Pipeline	—	—	—	—	—	—	—
Multiple Modes							
Private truck and for-hire truck	47.2	—	(S)	—	71.3	—	(S)
Truck and air	14.2	1.8	(S)	(S)	26.2	3.6	8.1
Truck and rail	(S)	(S)	(S)	(S)	(S)	.3	(S)
Truck and water	(S)	(S)	(S)	(S)	(S)	—	(S)
Truck and pipeline	—	—	—	—	—	—	—
Rail and water	—	—	—	—	—	—	—
Inland water and Great Lakes	—	—	—	—	—	—	—
Inland water and deep sea	—	—	—	—	—	—	—
Other Modes							
Other and unknown modes	27.3	1.0	12.1	.8	25.2	1.2	(S)
STCC 358, SERVICE INDUSTRY MACHINES							
Total	9.4	—	7.8	—	9.5	—	5.5
Single Modes							
Parcel, U.S. Postal Service, or courier	14.7	1.1	17.6	.4	17.3	.3	5.7
Private truck	5.7	1.3	6.4	1.3	16.9	1.0	7.6
For-hire truck	12.0	1.6	8.8	1.3	10.5	1.5	4.2
Air	28.7	—	36.7	—	30.6	—	44.6
Rail	(S)	(S)	(S)	(S)	(S)	(S)	(S)
Inland water	—	—	—	—	—	—	—
Great Lakes	—	—	—	—	—	—	—
Deep sea water	—	—	—	—	—	—	—
Pipeline	—	—	—	—	—	—	—
Multiple Modes							
Private truck and for-hire truck	(S)	—	(S)	—	69.6	—	(S)
Truck and air	30.8	.1	30.8	.1	26.4	.1	7.3
Truck and rail	40.8	.1	46.4	.2	46.1	.7	25.2
Truck and water	45.5	—	49.6	.1	(S)	.2	(S)
Truck and pipeline	—	—	—	—	—	—	—
Rail and water	—	—	—	—	—	—	—
Inland water and Great Lakes	—	—	—	—	—	—	—
Inland water and deep sea	(S)	(S)	47.1	—	(S)	.1	(S)
Other Modes							
Other and unknown modes	17.3	.5	21.1	.5	20.6	.5	37.6

Table B-6b. **Measures of Reliability for Shipment Characteristics by Three-Digit Commodity and Mode of Transportation for the United States: 1993-Con.**

STCC code, description and mode of transportation	Value		Tons		Ton-miles		Average miles per shipment-coefficient of variation
	Coefficient of variation of number	Standard error of percentage	Coefficient of variation of number	Standard error of percentage	Coefficient of variation of number	Standard error of percentage	
STCC 359, MISCELLANEOUS MACHINERY OR PARTS							
Total	46.7	-	27.8	-	41.3	-	14.1
Single Modes							
Parcel, U.S. Postal Service, or courier	6.6	5.1	7.9	1.6	11.2	2.3	8.4
Private truck	11.0	4.0	20.9	3.2	27.4	2.3	13.4
For-hire truck	(S)	(S)	38.4	4.0	48.8	4.6	11.3
Air	25.9	-	37.6	-	43.0	-	11.8
Rail	(S)	(S)	(S)	(S)	(S)	.8	(S)
Inland water	-	-	-	-	-	-	-
Great Lakes	-	-	-	-	-	-	-
Deep sea water	-	-	-	-	-	-	-
Pipeline	-	-	-	-	-	-	-
Multiple Modes							
Private truck and for-hire truck	65.4	-	97.6	-	98.4	-	(S)
Truck and air	31.0	1.2	23.0	.3	24.7	.6	7.8
Truck and rail	100.0	-	100.0	-	100.0	-	(S)
Truck and water	(S)	-	94.6	-	69.6	-	(S)
Truck and pipeline	-	-	-	-	-	-	-
Rail and water	-	-	-	-	-	-	-
Inland water and Great Lakes	-	-	-	-	-	-	-
Inland water and deep sea	(S)	-	(S)	-	90.3	-	(S)
Other Modes							
Other and unknown modes	10.3	.8	10.7	.4	15.1	1.2	16.1
STCC 361, ELECTRICAL TRANSMISSION OR DISTRIBUTION EQUIPMENT							
Total	6.2	-	7.6	-	7.8	-	7.0
Single Modes							
Parcel, U.S. Postal Service, or courier	6.4	1.1	5.4	.2	6.3	.3	6.4
Private truck	13.5	1.8	6.2	1.5	16.9	1.2	12.8
For-hire truck	9.7	2.6	8.4	1.5	7.5	1.7	4.5
Air	31.6	-	46.1	-	44.0	-	15.3
Rail	38.7	.6	37.3	.9	34.3	1.5	25.2
Inland water	-	-	-	-	-	-	-
Great Lakes	-	-	-	-	-	-	-
Deep sea water	-	-	-	-	-	-	-
Pipeline	-	-	-	-	-	-	-
Multiple Modes							
Private truck and for-hire truck	(S)	(S)	42.9	.2	37.4	.1	(S)
Truck and air	12.5	.7	12.8	.1	12.2	.2	6.3
Truck and rail	33.2	.2	37.7	.4	33.9	.6	19.9
Truck and water	(S)	(S)	45.6	-	(S)	.3	(S)
Truck and pipeline	-	-	-	-	-	-	-
Rail and water	-	-	-	-	-	-	-
Inland water and Great Lakes	-	-	-	-	-	-	-
Inland water and deep sea	-	-	-	-	-	-	-
Other Modes							
Other and unknown modes	14.1	.5	44.4	.6	20.7	.3	12.0
STCC 362, ELECTRICAL INDUSTRIAL APPARATUS							
Total	3.1	-	4.6	-	8.1	-	4.9
Single Modes							
Parcel, U.S. Postal Service, or courier	6.6	.9	6.1	.2	9.2	.4	3.1
Private truck	10.0	2.1	7.4	1.8	9.7	.8	8.8
For-hire truck	6.0	2.1	6.3	2.1	10.3	2.2	4.9
Air	(S)	(S)	29.2	-	32.6	-	15.8
Rail	(S)	(S)	(S)	(S)	39.8	.2	(S)
Inland water	-	-	-	-	-	-	-
Great Lakes	-	-	-	-	-	-	-
Deep sea water	-	-	-	-	-	-	-
Pipeline	-	-	-	-	-	-	-
Multiple Modes							
Private truck and for-hire truck	(S)	(S)	(S)	(S)	(S)	-	(S)
Truck and air	18.0	.5	26.3	.1	22.3	.2	2.6
Truck and rail	(S)	-	(S)	-	(S)	.1	(S)
Truck and water	(S)	-	(S)	(S)	(S)	.1	(S)
Truck and pipeline	-	-	-	-	-	-	-
Rail and water	-	-	-	-	-	-	-
Inland water and Great Lakes	-	-	-	-	-	-	-
Inland water and deep sea	(S)	(S)	(S)	-	(S)	.1	(S)
Other Modes							
Other and unknown modes	21.1	1.0	25.5	.8	33.1	1.8	13.7

Table B-6b. **Measures of Reliability for Shipment Characteristics by Three-Digit Commodity and Mode of Transportation for the United States: 1993—Con.**

STCC code, description and mode of transportation	Value		Tons		Ton-miles		Average miles per shipment-coefficient of variation
	Coefficient of variation of number	Standard error of percentage	Coefficient of variation of number	Standard error of percentage	Coefficient of variation of number	Standard error of percentage	
STCC 363, HOUSEHOLD APPLIANCES							
Total	10.1	—	13.0	—	14.6	—	11.9
Single Modes							
Parcel, U.S. Postal Service, or courier	9.8	.9	17.1	.6	38.3	1.4	10.7
Private truck	19.5	3.1	12.9	1.6	34.8	1.2	16.2
For-hire truck	11.9	2.4	13.8	2.3	10.3	4.3	6.2
Air	(D)	(D)	(D)	(D)	(D)	(D)	(D)
Rail	28.0	1.0	26.5	1.8	31.0	3.5	10.3
Inland water	—	—	—	—	—	—	—
Great Lakes	—	—	—	—	—	—	—
Deep sea water	—	—	—	—	—	—	—
Pipeline	—	—	—	—	—	—	—
Multiple Modes							
Private truck and for-hire truck	(D)	(D)	(D)	(D)	(D)	(D)	(D)
Truck and air	(S)	(S)	38.3	.1	40.0	.1	7.8
Truck and rail	43.4	.6	45.1	.9	(S)	(S)	(S)
Truck and water	29.3	—	24.6	—	(S)	.1	(S)
Truck and pipeline	—	—	—	—	—	—	—
Rail and water	—	—	—	—	—	—	—
Inland water and Great Lakes	—	—	—	—	—	—	—
Inland water and deep sea	39.3	.1	(S)	(S)	(S)	(S)	(S)
Other Modes							
Other and unknown modes	29.8	1.0	24.7	.6	36.6	1.5	16.3
STCC 364, ELECTRIC LIGHTING OR WIRE EQUIPMENT							
Total	4.3	—	5.1	—	8.5	—	3.2
Single Modes							
Parcel, U.S. Postal Service, or courier	7.3	.7	6.9	.4	6.3	.4	4.1
Private truck	8.0	1.7	6.9	1.3	5.5	.7	5.6
For-hire truck	5.6	1.9	7.2	2.9	8.5	5.0	6.4
Air	26.2	—	39.3	—	31.9	—	11.6
Rail	17.8	.1	24.9	.4	27.5	1.5	15.2
Inland water	—	—	—	—	—	—	—
Great Lakes	—	—	—	—	—	—	—
Deep sea water	100.0	—	100.0	—	100.0	—	(S)
Pipeline	—	—	—	—	—	—	—
Multiple Modes							
Private truck and for-hire truck	38.2	—	58.1	—	52.1	—	(S)
Truck and air	17.1	.3	26.8	.1	23.2	.2	6.6
Truck and rail	34.9	—	(S)	(S)	(S)	(S)	(S)
Truck and water	33.5	—	42.6	.1	(S)	(S)	(S)
Truck and pipeline	—	—	—	—	—	—	—
Rail and water	—	—	—	—	—	—	—
Inland water and Great Lakes	—	—	—	—	—	—	—
Inland water and deep sea	68.2	—	76.8	—	(S)	—	(S)
Other Modes							
Other and unknown modes	18.1	.7	48.5	2.2	(S)	(S)	(S)
STCC 365, RADIO OR TELEVISION RECEIVING SETS							
Total	16.5	—	18.0	—	20.3	—	7.1
Single Modes							
Parcel, U.S. Postal Service, or courier	11.4	3.1	12.5	.9	12.2	1.3	8.7
Private truck	32.9	2.4	13.4	2.2	15.8	1.4	27.1
For-hire truck	22.5	4.7	23.6	4.3	25.7	4.5	7.9
Air	47.6	—	47.1	—	45.0	—	23.9
Rail	(S)	(S)	(S)	(S)	49.3	2.1	19.7
Inland water	—	—	—	—	—	—	—
Great Lakes	—	—	—	—	—	—	—
Deep sea water	—	—	—	—	—	—	—
Pipeline	—	—	—	—	—	—	—
Multiple Modes							
Private truck and for-hire truck	(S)	—	92.9	—	86.2	—	(S)
Truck and air	20.0	.2	27.7	.2	27.5	.2	5.9
Truck and rail	41.1	—	48.9	—	(S)	.1	(S)
Truck and water	(S)	—	66.2	—	66.8	—	(S)
Truck and pipeline	—	—	—	—	—	—	—
Rail and water	—	—	—	—	—	—	—
Inland water and Great Lakes	—	—	—	—	—	—	—
Inland water and deep sea	(S)	—	(S)	(S)	(S)	.6	(S)
Other Modes							
Other and unknown modes	21.6	.8	37.4	2.4	(S)	(S)	(S)

Table B-6b. **Measures of Reliability for Shipment Characteristics by Three-Digit Commodity and Mode of Transportation for the United States: 1993-Con.**

STCC code, description and mode of transportation	Value		Tons		Ton-miles		Average miles per shipment-coefficient of variation
	Coefficient of variation of number	Standard error of percentage	Coefficient of variation of number	Standard error of percentage	Coefficient of variation of number	Standard error of percentage	
STCC 366, COMMUNICATION EQUIPMENT							
Total	7.2	-	8.5	-	14.2	-	6.0
Single Modes							
Parcel, U.S. Postal Service, or courier	5.6	1.9	12.2	1.1	18.0	1.7	6.7
Private truck	36.8	3.0	44.3	4.1	(S)	(S)	(S)
For-hire truck	10.1	2.7	7.8	3.8	9.0	5.4	3.9
Air	42.5	.1	35.4	-	36.5	.1	6.2
Rail	(S)	(S)	(S)	(S)	(S)	(S)	(S)
Inland water	-	-	-	-	-	-	-
Great Lakes	-	-	-	-	-	-	-
Deep sea water	-	-	-	-	-	-	-
Pipeline	-	-	-	-	-	-	-
Multiple Modes							
Private truck and for-hire truck	(D)	(D)	(D)	(D)	(D)	(D)	(D)
Truck and air	19.1	2.0	9.1	.5	8.8	1.2	3.8
Truck and rail	-	-	-	-	-	-	-
Truck and water	(S)	-	99.7	-	99.9	-	(S)
Truck and pipeline	-	-	-	-	-	-	-
Rail and water	-	-	-	-	-	-	-
Inland water and Great Lakes	-	-	-	-	-	-	-
Inland water and deep sea	(D)	(D)	(D)	(D)	(D)	(D)	(D)
Other Modes							
Other and unknown modes	30.5	1.8	18.2	.6	19.0	.8	10.8
STCC 367, ELECTRONIC COMPONENTS OR ACCESSORIES							
Total	5.3	-	5.4	-	12.2	-	4.3
Single Modes							
Parcel, U.S. Postal Service, or courier	9.1	2.3	7.8	1.7	6.8	1.9	3.6
Private truck	7.6	.7	11.6	.6	10.6	.3	33.5
For-hire truck	10.0	2.7	8.3	3.2	6.8	4.3	11.2
Air	33.1	.2	14.0	-	16.6	-	11.2
Rail	47.5	-	(S)	(S)	(S)	.3	(S)
Inland water	-	-	-	-	-	-	-
Great Lakes	-	-	-	-	-	-	-
Deep sea water	-	-	-	-	-	-	-
Pipeline	-	-	-	-	-	-	-
Multiple Modes							
Private truck and for-hire truck	(S)	-	(S)	-	(S)	-	(S)
Truck and air	12.2	1.5	28.5	1.8	22.1	2.1	1.9
Truck and rail	36.6	-	(S)	(S)	(S)	.4	(S)
Truck and water	(S)	-	(S)	-	(S)	.1	(S)
Truck and pipeline	-	-	-	-	-	-	-
Rail and water	-	-	-	-	-	-	-
Inland water and Great Lakes	-	-	-	-	-	-	-
Inland water and deep sea	(S)	(S)	(S)	(S)	(S)	(S)	(S)
Other Modes							
Other and unknown modes	9.6	.8	21.2	1.4	22.9	1.5	12.5
STCC 369, MISCELLANEOUS ELECTRICAL MACHINERY, EQUIPMENT, OR SUPPLIES							
Total	5.5	-	9.8	-	17.2	-	9.7
Single Modes							
Parcel, U.S. Postal Service, or courier	9.7	2.3	9.4	.3	9.3	.5	6.6
Private truck	8.5	1.4	9.1	3.2	14.1	1.8	9.1
For-hire truck	7.1	1.0	14.9	3.6	20.7	2.9	12.1
Air	41.2	.2	49.1	-	(S)	.1	(S)
Rail	44.6	.1	36.8	.3	36.7	.9	19.1
Inland water	-	-	-	-	-	-	-
Great Lakes	-	-	-	-	-	-	-
Deep sea water	-	-	-	-	-	-	-
Pipeline	-	-	-	-	-	-	-
Multiple Modes							
Private truck and for-hire truck	(S)	-	95.4	-	67.2	-	(S)
Truck and air	18.6	1.3	14.9	.1	16.3	.2	5.2
Truck and rail	(S)	(S)	(S)	(S)	(S)	.2	(S)
Truck and water	(S)	(S)	(S)	(S)	(S)	.2	(S)
Truck and pipeline	-	-	-	-	-	-	-
Rail and water	-	-	-	-	-	-	-
Inland water and Great Lakes	-	-	-	-	-	-	-
Inland water and deep sea	(S)	-	(S)	(S)	100.0	-	(S)
Other Modes							
Other and unknown modes	21.0	.8	26.7	.4	37.3	.9	21.1

Table B-6b. **Measures of Reliability for Shipment Characteristics by Three-Digit Commodity and Mode of Transportation for the United States: 1993—Con.**

STCC code, description and mode of transportation	Value		Tons		Ton-miles		Average miles per shipment—coefficient of variation
	Coefficient of variation of number	Standard error of percentage	Coefficient of variation of number	Standard error of percentage	Coefficient of variation of number	Standard error of percentage	
STCC 371, MOTOR VEHICLES OR EQUIPMENT							
Total	5.7	—	4.1	—	9.1	—	5.7
Single Modes							
Parcel, U.S. Postal Service, or courier	20.8	.8	13.7	.2	10.7	.2	6.5
Private truck	9.8	1.1	8.6	1.1	10.0	.5	5.7
For-hire truck	4.7	1.2	3.3	1.8	4.7	3.7	5.2
Air	33.4	—	(S)	—	(S)	—	(S)
Rail	23.3	1.3	23.1	2.0	30.1	4.1	11.5
Inland water	—	—	—	—	—	—	—
Great Lakes	—	—	—	—	—	—	—
Deep sea water	—	—	—	—	—	—	—
Pipeline	—	—	—	—	—	—	—
Multiple Modes							
Private truck and for-hire truck	44.1	—	43.5	.1	46.3	.1	(S)
Truck and air	11.8	.1	11.0	—	8.7	1.1	2.8
Truck and rail	16.0	1.8	16.9	1.6	30.1	4.5	9.9
Truck and water	26.9	—	(S)	—	(S)	.1	(S)
Truck and pipeline	—	—	—	—	—	—	—
Rail and water	—	—	—	—	—	—	—
Inland water and Great Lakes	—	—	—	—	—	—	—
Inland water and deep sea	(S)	—	(S)	—	(S)	—	(S)
Other Modes							
Other and unknown modes	16.4	1.2	14.6	1.2	13.0	.9	33.0
STCC 372, AIRCRAFT OR PARTS							
Total	7.9	—	13.7	—	16.9	—	8.9
Single Modes							
Parcel, U.S. Postal Service, or courier	5.9	1.2	10.3	.8	13.2	.9	6.7
Private truck	27.3	2.8	24.9	2.9	15.9	1.2	17.8
For-hire truck	11.9	3.1	18.3	6.0	25.4	5.4	16.8
Air	26.8	.5	(S)	(S)	44.4	1.3	42.5
Rail	33.2	1.1	32.9	.8	33.8	2.0	(S)
Inland water	—	—	—	—	—	—	—
Great Lakes	—	—	—	—	—	—	—
Deep sea water	—	—	—	—	—	—	—
Pipeline	—	—	—	—	—	—	—
Multiple Modes							
Private truck and for-hire truck	43.1	—	57.2	—	53.6	—	(S)
Truck and air	26.8	3.6	33.4	2.0	39.6	4.4	4.8
Truck and rail	—	—	—	—	—	—	—
Truck and water	(S)	—	100.0	—	100.0	—	(S)
Truck and pipeline	—	—	—	—	—	—	—
Rail and water	—	—	—	—	—	—	—
Inland water and Great Lakes	—	—	—	—	—	—	—
Inland water and deep sea	(S)	—	70.7	—	80.2	—	(S)
Other Modes							
Other and unknown modes	32.6	3.4	46.0	6.3	(S)	(S)	(S)
STCC 373, SHIPS OR BOATS							
Total	11.4	—	18.2	—	12.3	—	6.5
Single Modes							
Parcel, U.S. Postal Service, or courier	16.8	.9	14.2	.3	12.3	.5	8.2
Private truck	6.4	4.5	6.7	3.7	12.1	4.1	7.5
For-hire truck	22.5	4.9	21.2	4.2	18.2	5.6	4.8
Air	(D)	(D)	(D)	(D)	(D)	(D)	(D)
Rail	(S)	(S)	(S)	—	(S)	.1	(S)
Inland water	(D)	(D)	(D)	(D)	(D)	(D)	(D)
Great Lakes	—	—	—	—	—	—	—
Deep sea water	—	—	—	—	—	—	—
Pipeline	—	—	—	—	—	—	—
Multiple Modes							
Private truck and for-hire truck	42.1	.7	42.2	.4	42.9	.9	23.9
Truck and air	(S)	(S)	39.9	.1	33.1	.1	8.7
Truck and rail	—	—	—	—	—	—	—
Truck and water	39.7	.1	41.1	—	(S)	.2	(S)
Truck and pipeline	—	—	—	—	—	—	—
Rail and water	—	—	—	—	—	—	—
Inland water and Great Lakes	—	—	—	—	—	—	—
Inland water and deep sea	23.4	.3	(S)	(S)	47.5	.5	(S)
Other Modes							
Other and unknown modes	39.6	1.4	40.0	3.2	(S)	(S)	(S)

Table B-6b. **Measures of Reliability for Shipment Characteristics by Three-Digit Commodity and Mode of Transportation for the United States: 1993-Con.**

STCC code, description and mode of transportation	Value		Tons		Ton-miles		Average miles per shipment-coefficient of variation
	Coefficient of variation of number	Standard error of percentage	Coefficient of variation of number	Standard error of percentage	Coefficient of variation of number	Standard error of percentage	
STCC 374, RAILROAD EQUIPMENT							
Total	31.9	-	12.8	-	9.7	-	5.1
Single Modes							
Parcel, U.S. Postal Service, or courier	17.5	.8	15.2	-	16.5	-	8.2
Private truck	18.6	1.4	19.2	1.7	24.9	.9	26.8
For-hire truck	16.6	4.8	10.3	3.9	10.5	4.0	3.0
Air	(D)	(D)	(D)	(D)	(D)	(D)	(D)
Rail	(S)	(S)	20.4	4.7	14.7	4.7	11.8
Inland water	-	-	-	-	-	-	-
Great Lakes	-	-	-	-	-	-	-
Deep sea water	-	-	-	-	-	-	-
Pipeline	-	-	-	-	-	-	-
Multiple Modes							
Private truck and for-hire truck	(D)	(D)	(D)	(D)	(D)	(D)	(D)
Truck and air	47.8	.3	35.4	-	35.0	(D)	12.5
Truck and rail	46.3	.1	49.5	(S)	(S)	.3	(S)
Truck and water	(S)	.1	(S)	(S)	(S)	.2	(S)
Truck and pipeline	-	-	-	-	-	-	-
Rail and water	-	-	-	-	-	-	-
Inland water and Great Lakes	-	-	-	-	-	-	-
Inland water and deep sea	-	-	-	-	-	-	-
Other Modes							
Other and unknown modes	27.9	.5	26.4	.3	29.6	.3	14.0
STCC 375, MOTORCYCLES, BICYCLES, OR PARTS							
Total	24.0	-	23.8	-	21.5	-	8.5
Single Modes							
Parcel, U.S. Postal Service, or courier	42.7	7.0	42.3	5.8	39.5	6.4	9.2
Private truck	41.9	4.2	(S)	(S)	(S)	(S)	(S)
For-hire truck	16.4	4.8	18.7	5.1	24.4	7.2	7.0
Air	(S)	-	95.4	-	95.0	-	(S)
Rail	(S)	(S)	(S)	(S)	(S)	.7	(S)
Inland water	-	-	-	-	-	-	-
Great Lakes	-	-	-	-	-	-	-
Deep sea water	-	-	-	-	-	-	-
Pipeline	-	-	-	-	-	-	-
Multiple Modes							
Private truck and for-hire truck	-	-	-	-	-	-	-
Truck and air	34.1	.3	39.6	.1	(S)	.4	(S)
Truck and rail	(S)	(S)	(S)	(S)	(S)	.1	(S)
Truck and water	(S)	(S)	(S)	(S)	(S)	(S)	(S)
Truck and pipeline	-	-	-	-	-	-	-
Rail and water	-	-	-	-	-	-	-
Inland water and Great Lakes	-	-	-	-	-	-	-
Inland water and deep sea	-	-	-	-	-	-	-
Other Modes							
Other and unknown modes	40.7	2.7	28.4	1.7	17.0	.8	(S)
STCC 376, GUIDED MISSILE OR SPACE VEHICLE PARTS, NEC							
Total	33.7	-	(S)	(S)	(S)	(S)	(S)
Single Modes							
Parcel, U.S. Postal Service, or courier	(S)	(S)	34.2	2.5	23.8	4.0	42.0
Private truck	33.9	6.1	(S)	(S)	31.0	8.1	21.9
For-hire truck	39.0	9.6	(S)	(S)	(S)	(S)	(S)
Air	(S)	(S)	96.0	(S)	98.6	.1	(S)
Rail	-	-	-	-	-	-	-
Inland water	-	-	-	-	-	-	-
Great Lakes	-	-	-	-	-	-	-
Deep sea water	-	-	-	-	-	-	-
Pipeline	-	-	-	-	-	-	-
Multiple Modes							
Private truck and for-hire truck	-	-	-	-	-	-	-
Truck and air	(S)	(S)	49.3	2.4	(S)	(S)	(S)
Truck and rail	-	-	-	-	-	-	-
Truck and water	-	-	-	-	-	-	-
Truck and pipeline	-	-	-	-	-	-	-
Rail and water	-	-	-	-	-	-	-
Inland water and Great Lakes	-	-	-	-	-	-	-
Inland water and deep sea	-	-	-	-	-	-	-
Other Modes							
Other and unknown modes	(S)	(S)	(S)	(S)	(S)	3.1	(S)

Table B-6b. **Measures of Reliability for Shipment Characteristics by Three-Digit Commodity and Mode of Transportation for the United States: 1993—Con.**

STCC code, description and mode of transportation	Value		Tons		Ton-miles		Average miles per shipment—coefficient of variation
	Coefficient of variation of number	Standard error of percentage	Coefficient of variation of number	Standard error of percentage	Coefficient of variation of number	Standard error of percentage	
STCC 379, MISCELLANEOUS TRANSPORTATION EQUIPMENT							
Total	14.4	—	10.7	—	19.4	—	9.9
Single Modes							
Parcel, U.S. Postal Service, or courier	14.0	.9	12.1	.2	12.7	.3	8.2
Private truck	12.3	2.2	17.2	1.9	18.7	1.7	22.5
For-hire truck	5.5	4.7	10.8	3.5	26.4	6.4	10.3
Air	95.1	—	96.0	—	82.5	—	(S)
Rail	43.4	.2	(S)	(S)	45.4	1.6	21.4
Inland water	—	—	—	—	—	—	—
Great Lakes	—	—	—	—	—	—	—
Deep sea water	—	—	—	—	—	—	—
Pipeline	—	—	—	—	—	—	—
Multiple Modes							
Private truck and for-hire truck	45.1	.3	45.7	.5	(S)	.4	(S)
Truck and air	31.0	.2	30.9	—	31.3	—	9.0
Truck and rail	46.5	.2	47.5	.4	40.8	1.2	25.9
Truck and water	(S)	(S)	(S)	—	(S)	.2	(S)
Truck and pipeline	—	—	—	—	—	—	—
Rail and water	—	—	—	—	—	—	—
Inland water and Great Lakes	—	—	—	—	—	—	—
Inland water and deep sea	—	—	—	—	—	—	—
Other Modes							
Other and unknown modes	(S)	(S)	34.6	2.8	(S)	(S)	(S)
STCC 381, ENGINEERING, LABORATORY, OR SCIENTIFIC INSTRUMENTS							
Total	5.9	—	7.9	—	7.4	—	8.8
Single Modes							
Parcel, U.S. Postal Service, or courier	10.2	3.0	12.0	2.6	11.5	2.7	7.4
Private truck	(S)	(S)	33.3	3.0	40.2	1.2	28.1
For-hire truck	10.8	3.4	11.0	4.0	13.7	5.2	11.7
Air	25.3	.1	46.1	—	43.3	.1	8.2
Rail	(S)	—	100.0	—	100.0	—	(S)
Inland water	—	—	—	—	—	—	—
Great Lakes	—	—	—	—	—	—	—
Deep sea water	—	—	—	—	—	—	—
Pipeline	—	—	—	—	—	—	—
Multiple Modes							
Private truck and for-hire truck	(S)	—	100.0	(S)	100.0	.1	(S)
Truck and air	6.4	1.6	9.6	.5	12.2	.7	4.5
Truck and rail	(S)	—	100.0	(S)	(S)	1.1	(S)
Truck and water	(S)	—	99.5	—	99.9	.2	(S)
Truck and pipeline	—	—	—	—	—	—	—
Rail and water	—	—	—	—	—	—	—
Inland water and Great Lakes	—	—	—	—	—	—	—
Inland water and deep sea	—	—	—	—	—	—	—
Other Modes							
Other and unknown modes	21.0	1.7	31.4	1.6	30.7	1.9	12.9
STCC 382, MEASURING, CONTROLLING, OR INDICATING INSTRUMENTS							
Total	9.2	—	16.9	—	12.1	—	3.1
Single Modes							
Parcel, U.S. Postal Service, or courier	6.7	3.5	9.6	3.0	9.6	2.4	4.4
Private truck	15.8	1.1	22.8	3.2	34.7	1.4	14.2
For-hire truck	20.5	3.4	26.7	5.0	18.2	4.0	7.1
Air	49.1	.1	74.9	(S)	25.8	—	15.2
Rail	(S)	(S)	74.1	(S)	58.2	.1	(S)
Inland water	—	—	—	—	—	—	—
Great Lakes	—	—	—	—	—	—	—
Deep sea water	—	—	—	—	—	—	—
Pipeline	—	—	—	—	—	—	—
Multiple Modes							
Private truck and for-hire truck	—	—	—	—	—	—	—
Truck and air	42.7	3.8	45.5	2.3	48.1	3.4	4.1
Truck and rail	(S)	—	67.1	(S)	(S)	.2	(S)
Truck and water	(S)	—	75.3	—	80.8	.1	(S)
Truck and pipeline	—	—	—	—	—	—	—
Rail and water	—	—	—	—	—	—	—
Inland water and Great Lakes	—	—	—	—	—	—	—
Inland water and deep sea	—	—	—	—	—	—	—
Other Modes							
Other and unknown modes	16.4	.9	18.1	1.0	24.6	1.6	6.9

Table B-6b. **Measures of Reliability for Shipment Characteristics by Three-Digit Commodity and Mode of Transportation for the United States: 1993-Con.**

STCC code, description and mode of transportation	Value		Tons		Ton-miles		Average miles per shipment-coefficient of variation
	Coefficient of variation of number	Standard error of percentage	Coefficient of variation of number	Standard error of percentage	Coefficient of variation of number	Standard error of percentage	
STCC 383, OPTICAL INSTRUMENTS OR LENSES							
Total	28.9	-	40.8	-	28.5	-	9.8
Single Modes							
Parcel, U.S. Postal Service, or courier	11.2	6.6	18.2	6.6	21.3	7.2	11.6
Private truck	(S)	(S)	(S)	(S)	(S)	(S)	(S)
For-hire truck	15.9	3.6	20.6	6.8	38.1	5.6	14.4
Air	48.8	.1	47.4	-	52.3	-	(S)
Rail	100.0	-	100.0	-	100.0	-	(S)
Inland water	-	-	-	-	-	-	-
Great Lakes	-	-	-	-	-	-	-
Deep sea water	-	-	-	-	-	-	-
Pipeline	-	-	-	-	-	-	-
Multiple Modes							
Private truck and for-hire truck	-	-	-	-	-	-	-
Truck and air	22.6	2.1	49.0	3.6	47.9	5.5	4.3
Truck and rail	-	-	-	-	-	-	-
Truck and water	-	-	-	-	-	-	-
Truck and pipeline	-	-	-	-	-	-	-
Rail and water	-	-	-	-	-	-	-
Inland water and Great Lakes	-	-	-	-	-	-	-
Inland water and deep sea	-	-	-	-	-	-	-
Other Modes							
Other and unknown modes	(S)	(S)	(S)	(S)	(S)	(S)	(S)
STCC 384, SURGICAL, MEDICAL OR DENTAL INSTRUMENTS OR SUPPLIES							
Total	3.6	-	16.4	-	14.0	-	4.0
Single Modes							
Parcel, U.S. Postal Service, or courier	4.2	1.1	10.8	1.1	9.2	1.7	4.2
Private truck	7.7	1.2	11.2	3.8	18.7	1.5	9.1
For-hire truck	7.6	1.5	25.6	4.8	17.4	3.1	18.6
Air	22.9	-	29.7	-	39.5	-	9.8
Rail	49.0	.6	43.6	1.2	44.3	2.3	(S)
Inland water	-	-	-	-	-	-	-
Great Lakes	-	-	-	-	-	-	-
Deep sea water	-	-	-	-	-	-	-
Pipeline	-	-	-	-	-	-	-
Multiple Modes							
Private truck and for-hire truck	100.0	-	100.0	-	100.0	-	(S)
Truck and air	10.3	1.1	8.7	.1	6.8	.4	3.4
Truck and rail	(S)	(S)	(S)	(S)	(S)	.1	(S)
Truck and water	(S)	-	(S)	-	(S)	.3	(S)
Truck and pipeline	-	-	-	-	-	-	-
Rail and water	-	-	-	-	-	-	-
Inland water and Great Lakes	-	-	-	-	-	-	-
Inland water and deep sea	(S)	-	100.0	-	100.0	-	(S)
Other Modes							
Other and unknown modes	8.8	.4	19.2	.7	27.0	1.9	20.9
STCC 385, OPHTHALMIC OR OPTICIANS GOODS							
Total	12.0	-	20.2	-	20.9	-	5.3
Single Modes							
Parcel, U.S. Postal Service, or courier	12.0	3.0	25.9	6.4	26.6	7.3	5.9
Private truck	25.0	1.2	16.6	1.3	25.7	.2	27.2
For-hire truck	19.2	2.0	27.4	7.1	32.9	7.4	24.0
Air	37.9	.1	61.7	(S)	59.3	.2	(S)
Rail	-	-	-	-	-	-	-
Inland water	-	-	-	-	-	-	-
Great Lakes	-	-	-	-	-	-	-
Deep sea water	-	-	-	-	-	-	-
Pipeline	-	-	-	-	-	-	-
Multiple Modes							
Private truck and for-hire truck	99.0	-	72.4	-	71.7	-	(S)
Truck and air	10.8	.5	14.5	.4	14.0	.9	4.9
Truck and rail	-	-	-	-	-	-	-
Truck and water	-	-	-	-	-	-	-
Truck and pipeline	-	-	-	-	-	-	-
Rail and water	-	-	-	-	-	-	-
Inland water and Great Lakes	-	-	-	-	-	-	-
Inland water and deep sea	-	-	-	-	-	-	-
Other Modes							
Other and unknown modes	(S)	(S)	48.6	1.0	(S)	(S)	(S)

Table B-6b. **Measures of Reliability for Shipment Characteristics by Three-Digit Commodity and Mode of Transportation for the United States: 1993—Con.**

STCC code, description and mode of transportation	Value		Tons		Ton-miles		Average miles per shipment—coefficient of variation
	Coefficient of variation of number	Standard error of percentage	Coefficient of variation of number	Standard error of percentage	Coefficient of variation of number	Standard error of percentage	
STCC 386, PHOTOGRAPHIC EQUIPMENT OR SUPPLIES							
Total	19.6	—	20.6	—	36.6	—	5.5
Single Modes							
Parcel, U.S. Postal Service, or courier	20.8	1.8	12.0	.9	13.0	1.2	9.2
Private truck	15.5	3.4	25.0	4.1	24.7	1.2	13.5
For-hire truck	23.1	4.6	25.1	4.5	40.5	4.1	6.9
Air	(S)	—	54.4	—	56.7	—	(S)
Rail	(S)	(S)	(S)	(S)	(S)	.6	(S)
Inland water	—	—	—	—	—	—	—
Great Lakes	—	—	—	—	—	—	—
Deep sea water	—	—	—	—	—	—	—
Pipeline	—	—	—	—	—	—	—
Multiple Modes							
Private truck and for-hire truck	100.0	—	100.0	—	100.0	—	(S)
Truck and air	28.7	.4	30.6	.3	27.4	.7	4.4
Truck and rail	(S)	(S)	(S)	(S)	(S)	(S)	(S)
Truck and water	(S)	—	100.0	—	100.0	—	(S)
Truck and pipeline	—	—	—	—	—	—	—
Rail and water	—	—	—	—	—	—	—
Inland water and Great Lakes	—	—	—	—	—	—	—
Inland water and deep sea	(S)	—	100.0	—	(S)	.1	(S)
Other Modes							
Other and unknown modes	(S)	(S)	49.9	1.0	(S)	(S)	(S)
STCC 387, WATCHES, CLOCKS, CLOCKWORK OPERATED DEVICES, OR PARTS							
Total	16.0	—	10.5	—	14.0	—	5.3
Single Modes							
Parcel, U.S. Postal Service, or courier	20.5	6.0	16.6	5.2	18.9	6.2	5.0
Private truck	46.9	2.1	48.8	4.2	(S)	(S)	(S)
For-hire truck	16.8	4.4	15.7	5.6	17.1	4.8	22.5
Air	(S)	—	97.3	—	97.3	—	(S)
Rail	—	—	—	—	—	—	—
Inland water	—	—	—	—	—	—	—
Great Lakes	—	—	—	—	—	—	—
Deep sea water	—	—	—	—	—	—	—
Pipeline	—	—	—	—	—	—	—
Multiple Modes							
Private truck and for-hire truck	100.0	—	100.0	—	100.0	—	(S)
Truck and air	(S)	(S)	41.9	.9	(S)	(S)	(S)
Truck and rail	—	—	—	—	—	—	—
Truck and water	100.0	—	100.0	(S)	100.0	.4	(S)
Truck and pipeline	—	—	—	—	—	—	—
Rail and water	—	—	—	—	—	—	—
Inland water and Great Lakes	—	—	—	—	—	—	—
Inland water and deep sea	—	—	—	—	—	—	—
Other Modes							
Other and unknown modes	48.4	2.2	46.5	2.5	(S)	(S)	(S)
STCC 391, JEWELRY, SILVERWARE, OR PLATED WARE							
Total	8.1	—	18.7	—	15.7	—	10.5
Single Modes							
Parcel, U.S. Postal Service, or courier	12.1	6.4	21.3	9.4	17.4	8.4	11.3
Private truck	37.6	.8	42.2	2.1	31.5	.4	27.4
For-hire truck	23.0	2.0	35.0	8.9	36.7	8.8	24.9
Air	(S)	—	95.4	—	84.4	—	(S)
Rail	(D)	(D)	(D)	(D)	(D)	(D)	(D)
Inland water	—	—	—	—	—	—	—
Great Lakes	—	—	—	—	—	—	—
Deep sea water	—	—	—	—	—	—	—
Pipeline	—	—	—	—	—	—	—
Multiple Modes							
Private truck and for-hire truck	100.0	—	100.0	—	100.0	—	(S)
Truck and air	(S)	(S)	(S)	(S)	(S)	(S)	(S)
Truck and rail	100.0	—	100.0	—	100.0	—	(S)
Truck and water	(D)	(D)	(D)	(D)	(D)	(D)	(D)
Truck and pipeline	—	—	—	—	—	—	—
Rail and water	—	—	—	—	—	—	—
Inland water and Great Lakes	—	—	—	—	—	—	—
Inland water and deep sea	—	—	—	—	—	—	—
Other Modes							
Other and unknown modes	35.4	2.2	44.5	2.8	(S)	(S)	(S)

Table B-6b. **Measures of Reliability for Shipment Characteristics by Three-Digit Commodity and Mode of Transportation for the United States: 1993-Con.**

STCC code, description and mode of transportation	Value		Tons		Ton-miles		Average miles per shipment-coefficient of variation
	Coefficient of variation of number	Standard error of percentage	Coefficient of variation of number	Standard error of percentage	Coefficient of variation of number	Standard error of percentage	
STCC 393, MUSICAL INSTRUMENTS OR PARTS							
Total	13.9	-	17.5	-	17.8	-	6.1
Single Modes							
Parcel, U.S. Postal Service, or courier	12.4	5.6	15.3	4.5	15.1	3.8	5.9
Private truck	21.6	1.9	24.5	4.0	28.3	5.5	18.5
For-hire truck	23.0	5.3	26.0	5.7	27.7	6.7	15.1
Air	95.7	-	87.3	-	95.6	-	(S)
Rail	(S)	(S)	(S)	(S)	(S)	(S)	(S)
Inland water	-	-	-	-	-	-	-
Great Lakes	-	-	-	-	-	-	-
Deep sea water	-	-	-	-	-	-	-
Pipeline	-	-	-	-	-	-	-
Multiple Modes							
Private truck and for-hire truck	-	-	-	-	-	-	-
Truck and air	17.9	.1	28.7	.1	39.0	.2	13.0
Truck and rail	(S)	(S)	(S)	(S)	(S)	.3	(S)
Truck and water	-	-	-	-	-	-	-
Truck and pipeline	-	-	-	-	-	-	-
Rail and water	-	-	-	-	-	-	-
Inland water and Great Lakes	-	-	-	-	-	-	-
Inland water and deep sea	-	-	-	-	-	-	-
Other Modes							
Other and unknown modes	38.3	1.6	28.3	1.4	35.0	1.8	18.4
STCC 394, TOYS, AMUSEMENTS, SPORTING OR ATHLETIC GOODS							
Total	16.3	-	22.8	-	16.1	-	2.7
Single Modes							
Parcel, U.S. Postal Service, or courier	5.9	2.3	5.5	1.2	11.8	1.1	3.1
Private truck	12.4	2.9	16.8	3.6	12.7	1.5	16.3
For-hire truck	28.3	4.0	33.1	3.9	18.2	2.0	4.5
Air	(S)	(S)	(S)	(S)	(S)	-	(S)
Rail	48.2	.2	(S)	(S)	(S)	(S)	(S)
Inland water	-	-	-	-	-	-	-
Great Lakes	-	-	-	-	-	-	-
Deep sea water	100.0	-	100.0	-	100.0	-	(S)
Pipeline	-	-	-	-	-	-	-
Multiple Modes							
Private truck and for-hire truck	(S)	-	(S)	-	64.7	-	(S)
Truck and air	36.8	.1	(S)	(S)	46.7	.3	11.3
Truck and rail	41.1	-	36.1	-	36.9	.1	21.0
Truck and water	(S)	-	(S)	.1	(S)	.1	(S)
Truck and pipeline	-	-	-	-	-	-	-
Rail and water	-	-	-	-	-	-	-
Inland water and Great Lakes	-	-	-	-	-	-	-
Inland water and deep sea	(S)	(S)	(S)	(S)	(S)	(S)	(S)
Other Modes							
Other and unknown modes	36.0	1.2	33.4	.5	20.3	.9	11.0
STCC 395, PENS, PENCILS, OR OTHER OFFICE MATERIALS, OR ARTISTS' MATERIALS							
Total	8.9	-	14.0	-	11.1	-	11.4
Single Modes							
Parcel, U.S. Postal Service, or courier	10.2	2.1	27.6	3.8	12.1	2.4	13.0
Private truck	35.2	2.8	24.4	2.3	44.8	.9	20.3
For-hire truck	7.5	2.5	17.3	3.9	18.4	4.9	10.4
Air	(S)	-	94.5	-	94.5	-	(S)
Rail	-	-	-	-	-	-	-
Inland water	-	-	-	-	-	-	-
Great Lakes	-	-	-	-	-	-	-
Deep sea water	-	-	-	-	-	-	-
Pipeline	-	-	-	-	-	-	-
Multiple Modes							
Private truck and for-hire truck	(S)	(S)	91.3	-	98.7	-	(S)
Truck and air	36.2	.1	40.7	-	44.4	.1	8.2
Truck and rail	43.8	1.3	44.2	2.2	43.9	5.8	25.8
Truck and water	76.0	-	60.2	-	65.9	-	(S)
Truck and pipeline	-	-	-	-	-	-	-
Rail and water	-	-	-	-	-	-	-
Inland water and Great Lakes	-	-	-	-	-	-	-
Inland water and deep sea	-	-	-	-	-	-	-
Other Modes							
Other and unknown modes	21.2	1.2	23.5	1.3	32.6	1.4	24.7

Table B-6b. **Measures of Reliability for Shipment Characteristics by Three-Digit Commodity and Mode of Transportation for the United States: 1993-Con.**

STCC code, description and mode of transportation	Value		Tons		Ton-miles		Average miles per shipment-coefficient of variation
	Coefficient of variation of number	Standard error of percentage	Coefficient of variation of number	Standard error of percentage	Coefficient of variation of number	Standard error of percentage	
STCC 396, COSTUME JEWELRY, BUTTONS, NOVELTIES, OR NOTIONS							
Total	11.5	-	12.2	-	20.6	-	10.4
Single Modes							
Parcel, U.S. Postal Service, or courier	14.8	3.3	12.2	3.3	18.3	4.4	10.4
Private truck	10.8	.8	15.4	2.8	30.2	2.0	12.9
For-hire truck	17.0	3.3	19.5	4.1	30.0	5.6	7.9
Air	48.8	-	43.7	-	50.8	-	(S)
Rail	(D)	(D)	(D)	(D)	(D)	(D)	(D)
Inland water	-	-	-	-	-	-	-
Great Lakes	-	-	-	-	-	-	-
Deep sea water	-	-	-	-	-	-	-
Pipeline	-	-	-	-	-	-	-
Multiple Modes							
Private truck and for-hire truck	-	-	-	-	-	-	-
Truck and air	28.6	.4	20.0	.1	22.8	.2	13.7
Truck and rail	-	-	-	-	-	-	-
Truck and water	(D)	(D)	(D)	(D)	(D)	(D)	(D)
Truck and pipeline	-	-	-	-	-	-	-
Rail and water	-	-	-	-	-	-	-
Inland water and Great Lakes	-	-	-	-	-	-	-
Inland water and deep sea	-	-	-	-	-	-	-
Other Modes							
Other and unknown modes	41.2	1.0	(S)	(S)	(S)	(S)	(S)
STCC 399, MISCELLANEOUS MANUFACTURED PRODUCTS							
Total	25.8	-	10.8	-	8.3	-	6.4
Single Modes							
Parcel, U.S. Postal Service, or courier	6.0	2.1	8.3	.4	6.7	.6	6.4
Private truck	(S)	(S)	18.5	2.9	19.8	1.8	22.3
For-hire truck	18.8	2.4	8.1	2.5	7.5	1.9	5.8
Air	38.4	-	(S)	-	(S)	.1	(S)
Rail	23.1	.1	34.0	.2	37.5	.9	21.3
Inland water	(D)	(D)	(D)	(D)	(D)	(D)	(D)
Great Lakes	-	-	-	-	-	-	-
Deep sea water	-	-	-	-	-	-	-
Pipeline	-	-	-	-	-	-	-
Multiple Modes							
Private truck and for-hire truck	(S)	(S)	(S)	(S)	(S)	(S)	(S)
Truck and air	9.3	.2	10.9	-	13.4	.1	4.9
Truck and rail	(S)	(S)	(S)	(S)	(S)	.2	(S)
Truck and water	(D)	(D)	(D)	(D)	(D)	(D)	(D)
Truck and pipeline	-	-	-	-	-	-	-
Rail and water	-	-	-	-	-	-	-
Inland water and Great Lakes	-	-	-	-	-	-	-
Inland water and deep sea	43.9	-	47.3	-	45.8	-	24.1
Other Modes							
Other and unknown modes	16.9	.8	17.1	.3	22.2	.7	15.0
STCC 401, ASHES							
Total	46.3	-	46.8	-	46.5	-	40.3
Single Modes							
Parcel, U.S. Postal Service, or courier	36.7	-	90.4	-	91.0	-	(S)
Private truck	(S)	(S)	(S)	(S)	(S)	(S)	(S)
For-hire truck	(S)	(S)	(S)	(S)	(S)	(S)	(S)
Air	-	-	-	-	-	-	-
Rail	(S)	(S)	(S)	(S)	(S)	(S)	(S)
Inland water	(S)	(S)	(S)	(S)	(S)	.3	(S)
Great Lakes	-	-	-	-	-	-	-
Deep sea water	-	-	-	-	-	-	-
Pipeline	-	-	-	-	-	-	-
Multiple Modes							
Private truck and for-hire truck	-	-	-	-	-	-	-
Truck and air	-	-	-	-	-	-	-
Truck and rail	-	-	-	-	-	-	-
Truck and water	-	-	-	-	-	-	-
Truck and pipeline	-	-	-	-	-	-	-
Rail and water	-	-	-	-	-	-	-
Inland water and Great Lakes	-	-	-	-	-	-	-
Inland water and deep sea	45.0	5.6	43.6	4.5	46.8	3.1	27.9
Other Modes							
Other and unknown modes	(S)	(S)	(S)	(S)	(S)	(S)	(S)

Table B-6b. **Measures of Reliability for Shipment Characteristics by Three-Digit Commodity and Mode of Transportation for the United States: 1993—Con.**

STCC code, description and mode of transportation	Value		Tons		Ton-miles		Average miles per shipment—coefficient of variation
	Coefficient of variation of number	Standard error of percentage	Coefficient of variation of number	Standard error of percentage	Coefficient of variation of number	Standard error of percentage	
STCC 402, WASTE OR SCRAP							
Total	8.1	—	10.8	—	6.0	—	5.9
Single Modes							
Parcel, U.S. Postal Service, or courier	(S)	(S)	31.9	—	36.4	—	(S)
Private truck	13.0	3.1	8.5	2.4	7.4	.8	6.6
For-hire truck	16.0	3.4	22.4	3.5	11.5	2.4	7.7
Air	—	—	—	—	—	—	—
Rail	6.1	1.3	6.3	1.6	9.3	2.8	7.2
Inland water	18.1	.3	13.6	.3	19.8	1.5	10.1
Great Lakes	—	—	—	—	—	—	—
Deep sea water	—	—	—	—	—	—	—
Pipeline	—	—	—	—	—	—	—
Multiple Modes							
Private truck and for-hire truck	31.8	.1	22.1	.1	30.3	—	18.2
Truck and air	70.5	(S)	(S)	—	(S)	—	(S)
Truck and rail	(D)	(D)	(D)	(D)	(D)	(D)	(D)
Truck and water	25.3	.1	28.5	.1	46.2	1.2	23.8
Truck and pipeline	—	—	—	—	—	—	—
Rail and water	(D)	(D)	(D)	(D)	(D)	(D)	(D)
Inland water and Great Lakes	—	—	—	—	—	—	—
Inland water and deep sea	(D)	(D)	(D)	(D)	(D)	(D)	(D)
Other Modes							
Other and unknown modes	32.6	.4	28.9	.6	45.1	1.4	25.1
STCC 411, MISCELLANEOUS FREIGHT SHIPMENTS							
Total	10.0	—	12.9	—	9.2	—	8.8
Single Modes							
Parcel, U.S. Postal Service, or courier	17.2	.3	17.0	.1	20.5	.2	5.2
Private truck	12.8	4.1	15.2	2.9	10.4	3.4	5.6
For-hire truck	17.9	4.0	14.9	2.8	18.9	3.5	13.9
Air	44.4	—	61.8	—	50.9	—	(S)
Rail	(S)	(S)	47.9	.1	49.4	.1	31.7
Inland water	—	—	—	—	—	—	—
Great Lakes	—	—	—	—	—	—	—
Deep sea water	—	—	—	—	—	—	—
Pipeline	—	—	—	—	—	—	—
Multiple Modes							
Private truck and for-hire truck	(D)	(D)	(D)	(D)	(D)	(D)	(D)
Truck and air	32.7	.5	27.4	—	26.3	.1	6.9
Truck and rail	30.1	—	39.6	—	39.1	.1	18.8
Truck and water	(S)	(S)	(S)	(S)	(S)	.5	(S)
Truck and pipeline	—	—	—	—	—	—	—
Rail and water	—	—	—	—	—	—	—
Inland water and Great Lakes	—	—	—	—	—	—	—
Inland water and deep sea	(D)	(D)	(D)	(D)	(D)	(D)	(D)
Other Modes							
Other and unknown modes	36.0	.3	37.1	.2	26.0	.1	31.5
STCC 412, SPECIAL COMMODITIES NOT TAKEN IN REGULAR FREIGHT SERVICE							
Total	30.1	—	39.7	—	(S)	(S)	(S)
Single Modes							
Parcel, U.S. Postal Service, or courier	39.0	12.3	35.8	5.4	33.7	11.4	36.4
Private truck	40.2	2.6	(S)	(S)	40.0	2.9	(S)
For-hire truck	49.9	7.1	(S)	(S)	37.4	13.5	22.0
Air	—	—	—	—	—	—	—
Rail	100.0	—	(S)	(S)	100.0	.1	(S)
Inland water	—	—	—	—	—	—	—
Great Lakes	—	—	—	—	—	—	—
Deep sea water	—	—	—	—	—	—	—
Pipeline	—	—	—	—	—	—	—
Multiple Modes							
Private truck and for-hire truck	—	—	—	—	—	—	—
Truck and air	(S)	(S)	(S)	(S)	(S)	(S)	(S)
Truck and rail	—	—	—	—	—	—	—
Truck and water	—	—	—	—	—	—	—
Truck and pipeline	—	—	—	—	—	—	—
Rail and water	—	—	—	—	—	—	—
Inland water and Great Lakes	—	—	—	—	—	—	—
Inland water and deep sea	—	—	—	—	—	—	—
Other Modes							
Other and unknown modes	(S)	(S)	(S)	(S)	(S)	1.3	(S)

Table B-6b. **Measures of Reliability for Shipment Characteristics by Three-Digit Commodity and Mode of Transportation for the United States: 1993—Con.**

STCC code, description and mode of transportation	Value		Tons		Ton-miles		Average miles per shipment—coefficient of variation
	Coefficient of variation of number	Standard error of percentage	Coefficient of variation of number	Standard error of percentage	Coefficient of variation of number	Standard error of percentage	
STCC 429, CONTAINERS, CARRIERS OR DEVICES, SHIPPING, RETURNED EMPTY							
Total	20.8	—	16.3	—	29.1	—	24.2
Single Modes							
Parcel, U.S. Postal Service, or courier	(D)	(D)	(D)	(D)	(D)	(D)	(D)
Private truck	(D)	(D)	(D)	(D)	(D)	(D)	(D)
For-hire truck	20.1	8.0	20.5	7.3	21.8	9.8	14.0
Air	100.0	—	100.0	—	100.0	—	(S)
Rail	(S)	(S)	(S)	(S)	(S)	(S)	(S)
Inland water	(D)	(D)	(D)	(D)	(D)	(D)	(D)
Great Lakes	—	—	—	—	—	—	—
Deep sea water	—	—	—	—	—	—	—
Pipeline	—	—	—	—	—	—	—
Multiple Modes							
Private truck and for-hire truck	—	—	—	—	—	—	—
Truck and air	(D)	(D)	(D)	(D)	(D)	(D)	(D)
Truck and rail	—	—	—	—	—	—	—
Truck and water	(D)	(D)	(D)	(D)	(D)	(D)	(D)
Truck and pipeline	—	—	—	—	—	—	—
Rail and water	—	—	—	—	—	—	—
Inland water and Great Lakes	—	—	—	—	—	—	—
Inland water and deep sea	—	—	—	—	—	—	—
Other Modes							
Other and unknown modes	(D)	(D)	(D)	(D)	(D)	(D)	(D)
STCC 489, HAZARDOUS MATERIALS							
Total	24.6	—	13.0	—	17.6	—	33.4
Single Modes							
Parcel, U.S. Postal Service, or courier	(D)	(D)	(D)	(D)	(D)	(D)	(D)
Private truck	(D)	(D)	(D)	(D)	(D)	(D)	(D)
For-hire truck	23.5	6.8	21.8	5.5	21.4	7.3	12.3
Air	—	—	—	—	—	—	—
Rail	43.9	1.5	41.2	5.1	37.6	8.5	22.3
Inland water	—	—	—	—	—	—	—
Great Lakes	—	—	—	—	—	—	—
Deep sea water	—	—	—	—	—	—	—
Pipeline	—	—	—	—	—	—	—
Multiple Modes							
Private truck and for-hire truck	(D)	(D)	(D)	(D)	(D)	(D)	(D)
Truck and air	(D)	(D)	(D)	(D)	(D)	(D)	(D)
Truck and rail	(D)	(D)	(D)	(D)	(D)	(D)	(D)
Truck and water	—	—	—	—	—	—	—
Truck and pipeline	—	—	—	—	—	—	—
Rail and water	—	—	—	—	—	—	—
Inland water and Great Lakes	—	—	—	—	—	—	—
Inland water and deep sea	—	—	—	—	—	—	—
Other Modes							
Other and unknown modes	(D)	(D)	(D)	(D)	(D)	(D)	(D)

Note: For description of the development and uses of measures of reliability, see Appendix B, Reliability of the Data.

— Represents data cell equal to zero or less than 1 unit of measure.
(D) Denotes figures withheld to avoid disclosing data for individual companies.
(S) Data do not meet publication standards due to high sampling variability or other reasons.

Table B-7. Estimated Coefficients of Variation for Shipment Characteristics by Commodity and Distance Shipped for the United States: 1993

STCC code, description and distance shipped (based on Great Circle Distance)	Value	Tons	Ton-miles
All commodities6	1.5	3.4
Less than 50 miles	1.4	1.7	2.9
50 to 99 miles	1.6	2.3	3.2
100 to 249 miles	2.1	3.7	4.1
250 to 499 miles	1.9	3.4	3.8
500 to 749 miles	1.8	5.3	5.6
750 to 999 miles	1.5	4.7	5.4
1,000 to 1,499 miles	2.6	7.2	8.8
1,500 to 1,999 miles	2.6	5.9	7.1
2,000 miles or more	4.2	6.9	6.8
STCC 01, Farm products	3.0	4.7	10.4
Less than 50 miles	4.2	7.3	3.1
50 to 99 miles	5.3	5.2	5.0
100 to 249 miles	8.1	8.1	10.1
250 to 499 miles	7.8	8.9	10.1
500 to 749 miles	11.6	14.8	17.2
750 to 999 miles	18.9	25.7	28.2
1,000 to 1,499 miles	22.0	32.5	33.9
1,500 to 1,999 miles	11.0	38.5	36.9
2,000 miles or more	9.2	31.9	38.1
STCC 08, Forest products	22.9	15.6	19.4
Less than 50 miles	(S)	24.3	26.1
50 to 99 miles	29.5	20.6	20.3
100 to 249 miles	29.3	27.2	25.5
250 to 499 miles	35.4	23.0	23.1
500 to 749 miles	(S)	31.2	30.9
750 to 999 miles	(S)	49.8	48.4
1,000 to 1,499 miles	43.1	(S)	(S)
1,500 to 1,999 miles	16.5	(S)	(S)
2,000 miles or more	36.9	(S)	(S)
STCC 09, Fresh fish or other marine products	9.1	10.2	14.0
Less than 50 miles	12.4	12.4	21.7
50 to 99 miles	25.3	21.7	22.5
100 to 249 miles	18.3	26.2	27.3
250 to 499 miles	15.5	17.5	17.9
500 to 749 miles	10.5	47.0	(S)
750 to 999 miles	33.5	29.6	29.0
1,000 to 1,499 miles	14.1	16.3	16.8
1,500 to 1,999 miles	22.9	22.8	23.8
2,000 miles or more	17.2	20.6	19.2
STCC 10, Metallic ores	17.1	24.4	28.0
Less than 50 miles	25.7	32.3	30.0
50 to 99 miles	20.0	49.0	44.3
100 to 249 miles	18.6	(S)	(S)
250 to 499 miles	24.2	43.3	48.5
500 to 749 miles	31.3	32.2	33.3
750 to 999 miles	28.6	45.6	48.4
1,000 to 1,499 miles	21.4	44.3	39.2
1,500 to 1,999 miles	(S)	37.1	37.7
2,000 miles or more	17.7	23.1	26.6
STCC 11, Coal	6.6	7.3	8.2
Less than 50 miles	8.3	13.6	17.0
50 to 99 miles	17.5	15.3	14.1
100 to 249 miles	8.9	9.1	10.9
250 to 499 miles	9.8	8.9	9.6
500 to 749 miles	14.9	12.1	11.4
750 to 999 miles	19.7	10.6	11.2
1,000 to 1,499 miles	16.0	17.0	18.4
1,500 to 1,999 miles	(S)	(S)	49.8
2,000 miles or more	(S)	(S)	(S)
STCC 13, Crude petroleum, natural gas, or gasoline	(S)	(S)	(S)
Less than 50 miles	(S)	(S)	(S)
50 to 99 miles	(S)	(S)	(S)
100 to 249 miles	(S)	(S)	(S)
250 to 499 miles	(S)	(S)	(S)
500 to 749 miles	(S)	(S)	(S)
750 to 999 miles	(S)	(S)	(S)
1,000 to 1,499 miles	(S)	(S)	(S)
1,500 to 1,999 miles	(S)	(S)	(S)
2,000 miles or more	100.0	100.0	100.0
STCC 14, Nonmetallic minerals	6.0	3.0	7.5
Less than 50 miles	4.7	3.2	4.0
50 to 99 miles	7.8	11.0	9.1
100 to 249 miles	9.5	6.3	7.1
250 to 499 miles	11.4	15.0	13.7
500 to 749 miles	25.8	30.1	27.4
750 to 999 miles	22.4	26.7	25.5
1,000 to 1,499 miles	15.4	13.0	13.1
1,500 to 1,999 miles	21.8	38.0	37.6
2,000 miles or more	34.6	(S)	(S)
STCC 19, Ordnance or accessories	14.5	12.4	13.0
Less than 50 miles	14.7	14.0	22.2
50 to 99 miles	47.7	23.8	24.2
100 to 249 miles	23.6	42.4	32.5
250 to 499 miles	20.0	19.0	18.0

Table B-7. Estimated Coefficients of Variation for Shipment Characteristics by Commodity and Distance Shipped for the United States: 1993—Con.

STCC code, description and distance shipped (based on Great Circle Distance)	Value	Tons	Ton-miles
STCC 19, Ordnance or accessories—Con.			
500 to 749 miles	12.8	13.7	14.0
750 to 999 miles	37.8	26.2	27.2
1,000 to 1,499 miles	29.2	10.3	10.3
1,500 to 1,999 miles	14.0	37.8	38.9
2,000 miles or more	27.6	28.2	31.4
STCC 20, Food or kindred products	1.9	.8	1.9
Less than 50 miles	2.2	1.2	1.7
50 to 99 miles	2.9	2.4	3.0
100 to 249 miles	2.8	2.2	2.4
250 to 499 miles	2.8	2.9	2.9
500 to 749 miles	2.8	4.5	4.7
750 to 999 miles	2.7	5.3	5.7
1,000 to 1,499 miles	3.9	6.9	6.3
1,500 to 1,999 miles	3.3	4.4	4.3
2,000 miles or more	12.0	7.2	7.4
STCC 21, Tobacco products, excluding insecticides	9.9	9.0	10.9
Less than 50 miles	11.3	10.7	10.8
50 to 99 miles	21.0	14.2	14.3
100 to 249 miles	14.1	15.3	17.8
250 to 499 miles	9.7	7.4	7.6
500 to 749 miles	19.0	14.6	15.7
750 to 999 miles	26.0	21.7	24.3
1,000 to 1,499 miles	34.2	27.0	28.4
1,500 to 1,999 miles	26.4	24.7	23.8
2,000 miles or more	37.0	30.6	32.7
STCC 22, Textile mill products	4.2	4.5	4.7
Less than 50 miles	5.7	6.9	4.3
50 to 99 miles	5.5	5.3	5.2
100 to 249 miles	3.9	3.4	3.7
250 to 499 miles	3.5	3.3	3.4
500 to 749 miles	13.1	13.8	14.2
750 to 999 miles	8.2	6.5	6.3
1,000 to 1,499 miles	8.8	8.1	7.6
1,500 to 1,999 miles	8.6	8.0	8.4
2,000 miles or more	5.3	12.3	12.0
STCC 23, Apparel or other finished textile products	6.8	9.1	11.2
Less than 50 miles	8.4	5.7	6.6
50 to 99 miles	9.7	8.6	9.5
100 to 249 miles	10.5	13.7	15.8
250 to 499 miles	14.4	16.8	18.3
500 to 749 miles	10.5	12.1	12.3
750 to 999 miles	9.9	12.8	13.4
1,000 to 1,499 miles	5.2	5.0	5.1
1,500 to 1,999 miles	9.8	15.7	15.7
2,000 miles or more	11.8	15.4	16.8
STCC 24, Lumber or wood products, excluding furniture	3.0	3.2	9.2
Less than 50 miles	2.8	4.5	4.1
50 to 99 miles	4.6	9.4	11.4
100 to 249 miles	2.6	6.9	7.3
250 to 499 miles	2.4	5.8	6.7
500 to 749 miles	4.1	5.7	5.8
750 to 999 miles	8.0	9.8	10.7
1,000 to 1,499 miles	7.4	6.4	6.5
1,500 to 1,999 miles	11.8	16.3	17.3
2,000 miles or more	22.6	48.7	44.5
STCC 25, Furniture or fixtures	2.9	3.8	4.1
Less than 50 miles	4.2	6.2	6.4
50 to 99 miles	8.3	6.9	7.4
100 to 249 miles	13.1	13.1	12.0
250 to 499 miles	4.1	3.3	3.2
500 to 749 miles	4.2	3.8	3.8
750 to 999 miles	6.1	6.1	6.1
1,000 to 1,499 miles	6.1	10.2	10.0
1,500 to 1,999 miles	9.0	5.9	6.3
2,000 miles or more	10.9	14.5	15.7
STCC 26, Pulp, paper, or allied products	1.7	1.8	1.4
Less than 50 miles	2.0	4.0	6.0
50 to 99 miles	3.7	3.1	3.0
100 to 249 miles	2.3	3.8	4.1
250 to 499 miles	1.7	2.8	3.2
500 to 749 miles	3.1	1.8	1.9
750 to 999 miles	3.8	2.7	2.7
1,000 to 1,499 miles	3.7	4.3	4.0
1,500 to 1,999 miles	4.4	5.4	5.7
2,000 miles or more	6.3	9.1	9.8
STCC 27, Printed matter	(S)	(S)	(S)
Less than 50 miles	(S)	(S)	(S)
50 to 99 miles	(S)	(S)	(S)
100 to 249 miles	(S)	(S)	(S)
250 to 499 miles	(S)	(S)	(S)
500 to 749 miles	(S)	(S)	(S)

Table B-7. Estimated Coefficients of Variation for Shipment Characteristics by Commodity and Distance Shipped for the United States: 1993—Con.

STCC code, description and distance shipped (based on Great Circle Distance)	Value	Tons	Ton-miles
STCC 27, Printed matter—Con.			
750 to 999 miles	(S)	(S)	(S)
1,000 to 1,499 miles	(S)	(S)	(S)
1,500 to 1,999 miles	(S)	(S)	(S)
2,000 miles or more	(S)	(S)	(S)
STCC 28, Chemicals or allied products	2.2	5.1	8.9
Less than 50 miles	2.7	4.3	5.6
50 to 99 miles	5.3	8.8	8.6
100 to 249 miles	3.2	3.6	3.6
250 to 499 miles	5.7	6.9	6.3
500 to 749 miles	4.5	23.6	25.4
750 to 999 miles	6.6	6.8	7.0
1,000 to 1,499 miles	4.7	10.2	12.0
1,500 to 1,999 miles	11.5	11.0	10.5
2,000 miles or more	11.3	19.4	18.3
STCC 29, Petroleum or coal products	4.2	4.1	7.8
Less than 50 miles	5.7	5.5	5.6
50 to 99 miles	5.3	8.3	13.0
100 to 249 miles	7.4	5.4	7.4
250 to 499 miles	7.0	8.5	9.7
500 to 749 miles	12.6	12.5	13.6
750 to 999 miles	14.3	19.4	22.4
1,000 to 1,499 miles	22.3	24.2	27.5
1,500 to 1,999 miles	28.2	34.1	48.7
2,000 miles or more	19.7	(S)	(S)
STCC 30, Rubber or miscellaneous plastics products	3.7	4.5	2.9
Less than 50 miles	2.4	9.2	4.9
50 to 99 miles	9.6	7.0	6.3
100 to 249 miles	5.4	5.4	4.8
250 to 499 miles	5.7	4.9	5.0
500 to 749 miles	4.2	3.3	3.3
750 to 999 miles	4.6	5.3	5.1
1,000 to 1,499 miles	6.2	4.3	4.3
1,500 to 1,999 miles	4.6	6.0	5.8
2,000 miles or more	7.8	6.8	7.6
STCC 31, Leather or leather products	8.4	6.2	8.2
Less than 50 miles	10.3	10.6	10.4
50 to 99 miles	17.2	15.8	15.1
100 to 249 miles	9.7	7.7	7.8
250 to 499 miles	8.8	6.9	8.0
500 to 749 miles	14.0	16.2	17.4
750 to 999 miles	9.4	8.4	9.1
1,000 to 1,499 miles	32.8	20.8	21.4
1,500 to 1,999 miles	11.3	14.6	14.3
2,000 miles or more	11.8	13.5	15.5
STCC 32, Clay, concrete, glass, or stone products	5.4	1.9	3.2
Less than 50 miles	11.0	2.2	3.2
50 to 99 miles	2.9	14.2	16.6
100 to 249 miles	1.9	4.8	7.0
250 to 499 miles	3.8	7.1	9.0
500 to 749 miles	6.1	9.8	11.4
750 to 999 miles	3.2	8.3	8.2
1,000 to 1,499 miles	6.7	7.0	6.5
1,500 to 1,999 miles	9.0	10.3	10.9
2,000 miles or more	7.5	23.9	24.3
STCC 33, Primary metal products	1.8	3.4	4.5
Less than 50 miles	2.8	5.4	5.4
50 to 99 miles	3.2	3.8	4.7
100 to 249 miles	2.2	4.7	5.2
250 to 499 miles	4.7	5.3	6.3
500 to 749 miles	3.5	4.8	4.7
750 to 999 miles	5.8	5.0	5.1
1,000 to 1,499 miles	8.4	13.2	14.2
1,500 to 1,999 miles	6.3	11.3	12.3
2,000 miles or more	20.0	14.6	14.6
STCC 34, Fabricated metal products	2.5	2.8	2.3
Less than 50 miles	3.4	4.8	3.7
50 to 99 miles	5.4	4.1	3.6
100 to 249 miles	2.3	2.9	3.0
250 to 499 miles	2.6	3.1	3.2
500 to 749 miles	2.2	4.0	4.0
750 to 999 miles	3.1	6.8	7.3
1,000 to 1,499 miles	10.1	4.1	4.6
1,500 to 1,999 miles	4.9	5.0	4.9
2,000 miles or more	3.1	6.1	5.7
STCC 35, Machinery, excluding electrical	3.8	2.6	4.7
Less than 50 miles	3.9	4.6	4.5
50 to 99 miles	6.0	3.6	4.1
100 to 249 miles	4.9	4.2	5.7
250 to 499 miles	6.8	2.9	3.1
500 to 749 miles	11.0	9.0	9.9

Table B-7. Estimated Coefficients of Variation for Shipment Characteristics by Commodity and Distance Shipped for the United States: 1993—Con.

STCC code, description and distance shipped (based on Great Circle Distance)	Value	Tons	Ton-miles
STCC 35, Machinery, excluding electrical—Con.			
750 to 999 miles	9.6	6.4	6.4
1,000 to 1,499 miles	11.4	8.0	7.9
1,500 to 1,999 miles	8.2	7.6	11.8
2,000 miles or more	11.8	8.0	7.6
STCC 36, Electrical machinery, equipment, or supplies	4.4	3.1	6.2
Less than 50 miles	6.4	5.6	4.3
50 to 99 miles	8.5	4.4	4.0
100 to 249 miles	5.6	3.9	4.6
250 to 499 miles	6.1	4.2	4.3
500 to 749 miles	7.1	6.0	5.9
750 to 999 miles	2.9	4.5	4.7
1,000 to 1,499 miles	7.0	11.1	11.2
1,500 to 1,999 miles	6.7	13.1	13.5
2,000 miles or more	9.9	9.3	9.9
STCC 37, Transportation equipment	4.7	3.8	7.4
Less than 50 miles	5.3	7.0	6.0
50 to 99 miles	6.3	9.2	8.3
100 to 249 miles	7.3	4.4	4.3
250 to 499 miles	6.8	4.8	4.7
500 to 749 miles	7.3	4.7	5.0
750 to 999 miles	12.0	11.6	11.5
1,000 to 1,499 miles	9.2	17.6	18.1
1,500 to 1,999 miles	7.7	9.0	10.1
2,000 miles or more	24.1	32.3	34.3
STCC 38, Instruments, photographic goods, optical goods, watches, or clocks	8.0	12.0	16.7
Less than 50 miles	10.1	18.7	17.5
50 to 99 miles	25.9	23.3	24.7
100 to 249 miles	23.7	19.3	18.3
250 to 499 miles	8.2	9.2	8.7
500 to 749 miles	21.7	23.8	23.6
750 to 999 miles	11.3	18.8	19.1
1,000 to 1,499 miles	7.0	26.6	26.3
1,500 to 1,999 miles	5.6	15.1	15.3
2,000 miles or more	14.0	26.9	26.2
STCC 39, Miscellaneous products of manufacturing	14.7	11.0	7.2
Less than 50 miles	8.7	8.5	8.0
50 to 99 miles	9.3	8.7	8.8
100 to 249 miles	36.5	23.8	25.8
250 to 499 miles	16.7	16.6	17.2
500 to 749 miles	6.6	8.4	8.6
750 to 999 miles	24.4	15.7	16.1
1,000 to 1,499 miles	7.4	9.3	10.0
1,500 to 1,999 miles	13.0	9.3	9.6
2,000 miles or more	10.7	7.0	6.9
STCC 40, Waste or scrap materials	8.3	13.1	6.9
Less than 50 miles	11.8	15.9	17.2
50 to 99 miles	16.5	23.8	28.3
100 to 249 miles	7.5	12.0	11.9
250 to 499 miles	9.0	7.1	7.2
500 to 749 miles	9.2	12.6	13.1
750 to 999 miles	21.1	14.7	15.0
1,000 to 1,499 miles	22.0	19.6	19.5
1,500 to 1,999 miles	38.6	21.3	22.7
2,000 miles or more	36.4	(S)	(S)
STCC 41, Miscellaneous freight shipments	10.3	12.9	9.7
Less than 50 miles	7.4	14.4	17.2
50 to 99 miles	15.5	31.4	30.2
100 to 249 miles	14.8	13.1	13.3
250 to 499 miles	8.1	8.2	8.1
500 to 749 miles	9.7	11.3	12.4
750 to 999 miles	15.2	17.2	17.4
1,000 to 1,499 miles	17.9	29.0	27.9
1,500 to 1,999 miles	27.9	21.6	20.7
2,000 miles or more	43.0	32.8	32.7
STCC 42, Containers, carriers or devices, shipping, returned empty	20.8	16.3	29.1
Less than 50 miles	28.9	29.6	33.9
50 to 99 miles	31.6	31.3	27.3
100 to 249 miles	23.8	21.2	25.0
250 to 499 miles	25.4	34.5	37.8
500 to 749 miles	(S)	(S)	(S)
750 to 999 miles	(S)	(S)	(S)
1,000 to 1,499 miles	(S)	43.1	43.8
1,500 to 1,999 miles	(S)	(S)	(S)
2,000 miles or more	(S)	(S)	(S)
STCC 48, Waste hazardous materials or waste hazardous substances	24.6	13.0	17.6
Less than 50 miles	26.2	27.5	26.4
50 to 99 miles	28.9	19.6	19.8
100 to 249 miles	45.8	30.6	29.8
250 to 499 miles	28.2	42.2	45.7
500 to 749 miles	22.1	30.0	29.8

Table B-7. **Estimated Coefficients of Variation for Shipment Characteristics by Commodity and Distance Shipped for the United States: 1993—Con.**

STCC code, description and distance shipped (based on Great Circle Distance)	Value	Tons	Ton-miles
STCC 48, Waste hazardous materials or waste hazardous substances—Con.			
750 to 999 miles	(S)	(S)	(S)
1,000 to 1,499 miles	42.5	38.6	34.3
1,500 to 1,999 miles	23.8	29.5	30.1
2,000 miles or more	(S)	96.1	(S)
Commodity unknown	13.1	12.1	22.9
Less than 50 miles	13.0	14.2	13.2
50 to 99 miles	14.0	13.5	15.3
100 to 249 miles	17.6	23.1	24.7
250 to 499 miles	27.4	22.8	23.4
500 to 749 miles	20.5	12.0	12.2
750 to 999 miles	22.2	24.2	28.0
1,000 to 1,499 miles	14.0	42.8	42.4
1,500 to 1,999 miles	21.5	(S)	(S)
2,000 miles or more	37.4	36.8	37.3

Note: For description of the development and uses of measures of reliability, see Appendix B, Reliability of the Data.

- Represents data cell equal to zero or less than 1 unit of measure.
- (D) Denotes figures withheld to avoid disclosing data for individual companies.
- (S) Data do not meet publication standards due to high sampling variability or other reasons.

Table B-8. Estimated Coefficients of Variation for Shipment Characteristics by Commodity and Shipment Size for the United States: 1993

STCC code, description and shipment size	Value	Tons	Ton-miles
All commodities6	1.5	3.4
Less than 50 lb	1.5	2.4	5.0
50 to 99 lb	2.2	3.0	3.2
100 to 499 lb	2.2	2.4	2.2
500 to 749 lb	3.1	1.3	3.4
750 to 999 lb	4.0	1.4	2.1
1,000 to 9,999 lb	2.5	2.0	2.2
10,000 to 49,999 lb	1.5	1.5	1.1
50,000 to 99,999 lb	4.1	2.8	2.2
100,000 lb or more	5.3	3.7	5.5
STCC 01, Farm products	3.0	4.7	10.4
Less than 50 lb	12.2	11.7	20.8
50 to 99 lb	11.1	14.4	11.5
100 to 499 lb	14.2	15.3	15.3
500 to 749 lb	9.6	9.9	12.3
750 to 999 lb	9.5	7.7	10.4
1,000 to 9,999 lb	6.6	6.7	7.4
10,000 to 49,999 lb	2.9	2.9	3.9
50,000 to 99,999 lb	2.7	3.3	6.6
100,000 lb or more	6.6	8.3	12.5
STCC 08, Forest products	22.9	15.6	19.4
Less than 50 lb	41.1	36.6	34.1
50 to 99 lb	43.2	37.0	43.9
100 to 499 lb	24.3	22.5	(S)
500 to 749 lb	25.8	26.0	(S)
750 to 999 lb	45.2	40.8	(S)
1,000 to 9,999 lb	34.4	16.5	39.5
10,000 to 49,999 lb	48.5	12.4	19.5
50,000 to 99,999 lb	18.7	16.2	15.6
100,000 lb or more	31.9	35.2	48.6
STCC 09, Fresh fish or other marine products	9.1	10.2	14.0
Less than 50 lb	25.6	28.9	21.1
50 to 99 lb	21.3	20.9	23.4
100 to 499 lb	13.8	15.1	19.2
500 to 749 lb	18.1	21.6	23.0
750 to 999 lb	16.3	22.6	21.8
1,000 to 9,999 lb	18.0	20.1	21.9
10,000 to 49,999 lb	8.4	17.6	18.0
50,000 to 99,999 lb	35.4	35.4	34.9
100,000 lb or more	42.8	33.5	37.0
STCC 10, Metallic ores	17.1	24.4	28.0
Less than 50 lb	41.0	26.5	30.1
50 to 99 lb	37.3	30.1	35.0
100 to 499 lb	36.3	26.3	29.0
500 to 749 lb	44.5	29.9	38.2
750 to 999 lb	33.9	37.1	34.3
1,000 to 9,999 lb	37.2	20.1	27.6
10,000 to 49,999 lb	14.2	17.1	24.0
50,000 to 99,999 lb	34.9	35.5	24.3
100,000 lb or more	12.3	25.5	28.9
STCC 11, Coal	6.6	7.3	8.2
Less than 50 lb	63.0	83.8	74.6
50 to 99 lb	(D)	(D)	(D)
100 to 499 lb	(D)	(D)	(D)
500 to 749 lb	(D)	(D)	(D)
750 to 999 lb	37.4	49.9	46.3
1,000 to 9,999 lb	23.4	32.3	37.5
10,000 to 49,999 lb	10.3	13.7	12.7
50,000 to 99,999 lb	18.4	36.9	18.6
100,000 lb or more	6.9	5.9	8.3
STCC 13, Crude petroleum, natural gas, or gasoline	(S)	(S)	(S)
Less than 50 lb	(S)	(S)	28.3
50 to 99 lb	(S)	(S)	42.1
100 to 499 lb	(S)	(S)	(S)
500 to 749 lb	(S)	(S)	(S)
750 to 999 lb	(S)	(S)	(S)
1,000 to 9,999 lb	(S)	(S)	(S)
10,000 to 49,999 lb	(S)	(S)	(S)
50,000 to 99,999 lb	(S)	(S)	(S)
100,000 lb or more	(S)	(S)	(S)
STCC 14, Nonmetallic minerals	6.0	3.0	7.5
Less than 50 lb	29.8	18.2	(S)
50 to 99 lb	19.0	20.5	24.4
100 to 499 lb	23.1	17.9	31.5
500 to 749 lb	12.0	19.4	9.6
750 to 999 lb	44.5	21.9	15.8
1,000 to 9,999 lb	17.9	3.3	7.6
10,000 to 49,999 lb	3.9	2.9	8.1
50,000 to 99,999 lb	5.6	5.0	4.9
100,000 lb or more	11.0	7.7	11.9
STCC 19, Ordnance or accessories	14.5	12.4	13.0
Less than 50 lb	11.3	9.8	10.9
50 to 99 lb	16.0	18.5	14.2
100 to 499 lb	24.8	24.8	6.8
500 to 749 lb	14.8	22.1	17.9

Table B-8. Estimated Coefficients of Variation for Shipment Characteristics by Commodity and Shipment Size for the United States: 1993—Con.

STCC code, description and shipment size	Value	Tons	Ton-miles
STCC 19, Ordnance or accessories—Con.			
750 to 999 lb	24.4	13.7	17.0
1,000 to 9,999 lb	23.6	20.0	23.4
10,000 to 49,999 lb	32.9	15.9	18.0
50,000 to 99,999 lb	34.1	23.6	27.4
100,000 lb or more	42.3	33.9	41.9
STCC 20, Food or kindred products			
1.9			
Less than 50 lb	(D)	(D)	(D)
50 to 99 lb	(D)	(D)	(D)
100 to 499 lb	3.4	2.7	3.1
500 to 749 lb	4.3	1.8	4.2
750 to 999 lb	5.6	2.8	3.9
1,000 to 9,999 lb	3.5	3.3	3.0
10,000 to 49,999 lb	1.7	1.0	1.7
50,000 to 99,999 lb	3.5	3.7	5.3
100,000 lb or more	6.5	4.8	5.6
STCC 21, Tobacco products, excluding insecticides			
9.9			
Less than 50 lb	8.3	7.6	22.5
50 to 99 lb	8.7	8.7	20.5
100 to 499 lb	12.0	10.4	11.0
500 to 749 lb	13.7	17.6	18.5
750 to 999 lb	(S)	(S)	16.8
1,000 to 9,999 lb	24.4	13.9	16.0
10,000 to 49,999 lb	13.6	10.4	13.0
50,000 to 99,999 lb	41.0	(S)	37.1
100,000 lb or more	39.4	29.8	43.6
STCC 22, Textile mill products			
4.2			
Less than 50 lb	13.2	10.8	23.9
50 to 99 lb	8.7	4.8	11.3
100 to 499 lb	7.8	5.1	6.4
500 to 749 lb	6.4	4.4	8.3
750 to 999 lb	4.0	4.2	6.5
1,000 to 9,999 lb	5.2	6.4	6.1
10,000 to 49,999 lb	4.9	3.9	3.5
50,000 to 99,999 lb	30.8	31.7	25.1
100,000 lb or more	(S)	39.1	46.2
STCC 23, Apparel or other finished textile products			
6.8			
Less than 50 lb	6.4	5.7	7.6
50 to 99 lb	7.2	4.9	6.4
100 to 499 lb	8.0	5.3	4.0
500 to 749 lb	9.3	5.5	8.1
750 to 999 lb	7.9	6.9	8.8
1,000 to 9,999 lb	4.6	3.5	4.8
10,000 to 49,999 lb	16.1	17.5	23.1
50,000 to 99,999 lb	39.7	30.8	(S)
100,000 lb or more	(S)	48.0	(S)
STCC 24, Lumber or wood products, excluding furniture			
3.0			
Less than 50 lb	10.2	6.4	6.7
50 to 99 lb	8.2	6.9	4.6
100 to 499 lb	4.1	3.4	5.0
500 to 749 lb	3.2	5.3	12.7
750 to 999 lb	3.7	3.4	7.3
1,000 to 9,999 lb	4.2	4.7	5.9
10,000 to 49,999 lb	4.0	4.6	2.4
50,000 to 99,999 lb	4.6	5.2	4.6
100,000 lb or more	5.9	14.2	22.2
STCC 25, Furniture or fixtures			
2.9			
Less than 50 lb	7.0	8.0	14.6
50 to 99 lb	11.5	11.6	18.8
100 to 499 lb	3.6	4.7	9.9
500 to 749 lb	4.1	5.6	5.0
750 to 999 lb	5.7	8.5	7.2
1,000 to 9,999 lb	3.4	2.6	3.9
10,000 to 49,999 lb	8.2	6.8	5.9
50,000 to 99,999 lb	37.0	36.1	31.9
100,000 lb or more	29.9	31.6	(S)
STCC 26, Pulp, paper, or allied products			
1.7			
Less than 50 lb	(D)	(D)	(D)
50 to 99 lb	4.1	7.7	31.3
100 to 499 lb	3.4	4.1	5.6
500 to 749 lb	3.7	3.4	4.4
750 to 999 lb	6.5	5.3	3.5
1,000 to 9,999 lb	2.9	2.6	4.4
10,000 to 49,999 lb	2.6	1.8	2.6
50,000 to 99,999 lb	(D)	(D)	(D)
100,000 lb or more	2.3	2.6	3.2
STCC 27, Printed matter			
(S)			
Less than 50 lb	(S)	(S)	(S)
50 to 99 lb	(S)	(S)	(S)
100 to 499 lb	(D)	(D)	(D)
500 to 749 lb	(S)	(S)	(S)
750 to 999 lb	(S)	(S)	(S)

Table B-8. **Estimated Coefficients of Variation for Shipment Characteristics by Commodity and Shipment Size for the United States: 1993—Con.**

STCC code, description and shipment size	Value	Tons	Ton-miles
STCC 27, Printed matter—Con.			
1,000 to 9,999 lb	(S)	(S)	(S)
10,000 to 49,999 lb	(S)	(S)	(S)
50,000 to 99,999 lb	(D)	(D)	(D)
100,000 lb or more	(S)	(S)	(S)
STCC 28, Chemicals or allied products	2.2	5.1	8.9
Less than 50 lb	5.7	3.6	11.2
50 to 99 lb	3.8	3.0	4.7
100 to 499 lb	10.2	4.4	5.9
500 to 749 lb	8.8	2.8	4.3
750 to 999 lb	9.5	3.6	5.4
1,000 to 9,999 lb	5.6	4.4	7.0
10,000 to 49,999 lb	3.5	3.6	2.9
50,000 to 99,999 lb	7.2	9.1	4.8
100,000 lb or more	7.0	11.1	13.7
STCC 29, Petroleum or coal products	4.2	4.1	7.8
Less than 50 lb	14.4	5.5	(S)
50 to 99 lb	7.1	10.2	18.0
100 to 499 lb	3.7	3.8	8.3
500 to 749 lb	6.0	6.8	9.5
750 to 999 lb	5.5	7.4	12.0
1,000 to 9,999 lb	7.8	8.5	10.6
10,000 to 49,999 lb	8.7	9.7	9.5
50,000 to 99,999 lb	8.4	7.5	6.3
100,000 lb or more	4.7	5.5	9.9
STCC 30, Rubber or miscellaneous plastics products	3.7	4.5	2.9
Less than 50 lb	(D)	(D)	(D)
50 to 99 lb	4.0	3.5	6.5
100 to 499 lb	3.2	2.9	3.8
500 to 749 lb	3.5	2.9	5.4
750 to 999 lb	5.3	3.8	5.1
1,000 to 9,999 lb	5.4	4.2	4.2
10,000 to 49,999 lb	5.5	4.9	3.2
50,000 to 99,999 lb	(D)	(D)	(D)
100,000 lb or more	15.9	19.5	29.6
STCC 31, Leather or leather products	8.4	6.2	8.2
Less than 50 lb	4.2	4.4	8.0
50 to 99 lb	10.8	13.9	12.3
100 to 499 lb	7.8	8.8	9.0
500 to 749 lb	9.8	11.6	14.0
750 to 999 lb	15.8	11.2	11.9
1,000 to 9,999 lb	17.3	13.9	21.4
10,000 to 49,999 lb	12.7	12.0	14.9
50,000 to 99,999 lb	(S)	44.1	(S)
100,000 lb or more	(S)	(S)	(S)
STCC 32, Clay, concrete, glass, or stone products	5.4	1.9	3.2
Less than 50 lb	5.7	12.8	22.0
50 to 99 lb	7.8	4.8	16.0
100 to 499 lb	3.3	4.0	7.4
500 to 749 lb	5.0	5.1	8.1
750 to 999 lb	7.9	7.3	10.0
1,000 to 9,999 lb	3.3	3.8	7.1
10,000 to 49,999 lb	10.0	1.8	3.4
50,000 to 99,999 lb	4.1	5.2	3.6
100,000 lb or more	7.0	13.7	12.1
STCC 33, Primary metal products	1.8	3.4	4.5
Less than 50 lb	7.5	6.0	10.1
50 to 99 lb	8.3	5.3	8.5
100 to 499 lb	3.4	3.2	5.2
500 to 749 lb	4.2	2.6	3.3
750 to 999 lb	4.1	2.4	5.7
1,000 to 9,999 lb	3.5	3.3	3.8
10,000 to 49,999 lb	1.8	3.3	2.5
50,000 to 99,999 lb	6.8	7.5	9.4
100,000 lb or more	8.3	8.0	9.5
STCC 34, Fabricated metal products	2.5	2.8	2.3
Less than 50 lb	(D)	(D)	(D)
50 to 99 lb	3.3	3.5	7.1
100 to 499 lb	(D)	(D)	(D)
500 to 749 lb	4.5	2.7	4.1
750 to 999 lb	2.9	2.7	3.1
1,000 to 9,999 lb	3.1	2.8	2.0
10,000 to 49,999 lb	2.7	2.4	2.6
50,000 to 99,999 lb	15.2	10.2	22.5
100,000 lb or more	7.8	14.5	16.3
STCC 35, Machinery, excluding electrical	3.8	2.6	4.7
Less than 50 lb	3.9	4.1	9.2
50 to 99 lb	3.2	4.6	8.6
100 to 499 lb	6.7	4.4	10.4
500 to 749 lb	17.3	10.0	13.5
750 to 999 lb	22.4	11.9	23.2

Table B-8. Estimated Coefficients of Variation for Shipment Characteristics by Commodity and Shipment Size for the United States: 1993—Con.

STCC code, description and shipment size	Value	Tons	Ton-miles
STCC 35, Machinery, excluding electrical—Con.			
1,000 to 9,999 lb	5.5	2.3	4.3
10,000 to 49,999 lb	6.7	4.0	5.6
50,000 to 99,999 lb	(D)	(D)	(D)
100,000 lb or more	(D)	(D)	(D)
STCC 36, Electrical machinery, equipment, or supplies			
4.4			
Less than 50 lb	3.8	3.1	10.4
50 to 99 lb	8.3	4.6	7.7
100 to 499 lb	6.6	3.1	3.3
500 to 749 lb	7.9	3.4	4.2
750 to 999 lb	7.3	6.3	6.6
1,000 to 9,999 lb	7.0	3.7	5.2
10,000 to 49,999 lb	5.1	4.9	7.9
50,000 to 99,999 lb	15.6	16.5	22.6
100,000 lb or more	19.9	48.9	(S)
STCC 37, Transportation equipment			
4.7			
Less than 50 lb	7.2	4.1	5.5
50 to 99 lb	13.3	4.7	6.7
100 to 499 lb	11.3	4.7	7.5
500 to 749 lb	7.9	5.1	7.6
750 to 999 lb	15.8	7.6	16.3
1,000 to 9,999 lb	7.4	4.8	10.9
10,000 to 49,999 lb	4.6	5.0	9.2
50,000 to 99,999 lb	16.6	21.4	41.6
100,000 lb or more	19.5	13.1	19.5
STCC 38, Instruments, photographic goods, optical goods, watches, or clocks			
8.0			
Less than 50 lb	3.5	4.2	6.0
50 to 99 lb	5.5	16.5	8.7
100 to 499 lb	10.0	10.4	9.5
500 to 749 lb	11.9	9.7	13.8
750 to 999 lb	10.5	15.0	13.5
1,000 to 9,999 lb	17.3	18.9	16.9
10,000 to 49,999 lb	25.7	20.2	29.7
50,000 to 99,999 lb	33.7	46.9	45.2
100,000 lb or more	(S)	(S)	(S)
STCC 39, Miscellaneous products of manufacturing			
14.7			
Less than 50 lb	5.1	4.0	7.3
50 to 99 lb	4.4	5.1	8.3
100 to 499 lb	6.2	4.1	4.3
500 to 749 lb	8.8	7.1	10.1
750 to 999 lb	10.6	5.4	8.2
1,000 to 9,999 lb	7.5	7.2	6.9
10,000 to 49,999 lb	26.2	16.5	10.7
50,000 to 99,999 lb	24.1	17.9	19.3
100,000 lb or more	(S)	(S)	(S)
STCC 40, Waste or scrap materials			
8.3			
Less than 50 lb	(S)	28.2	24.8
50 to 99 lb	(S)	30.4	31.4
100 to 499 lb	(S)	45.0	25.6
500 to 749 lb	22.8	29.9	27.9
750 to 999 lb	22.2	24.7	(S)
1,000 to 9,999 lb	17.3	15.2	17.9
10,000 to 49,999 lb	8.4	8.0	5.8
50,000 to 99,999 lb	26.8	29.7	26.1
100,000 lb or more	7.6	13.2	5.7
STCC 41, Miscellaneous freight shipments			
10.3			
Less than 50 lb	17.2	8.6	14.4
50 to 99 lb	13.1	12.7	23.1
100 to 499 lb	10.0	15.1	16.3
500 to 749 lb	35.3	21.8	22.8
750 to 999 lb	11.0	14.2	9.8
1,000 to 9,999 lb	15.1	13.7	16.9
10,000 to 49,999 lb	12.0	16.3	12.4
50,000 to 99,999 lb	(S)	29.0	39.3
100,000 lb or more	40.4	(S)	(S)
STCC 42, Containers, carriers or devices, shipping, returned empty			
20.8			
Less than 50 lb	(D)	(D)	(D)
50 to 99 lb	(D)	(D)	(D)
100 to 499 lb	43.6	38.6	33.1
500 to 749 lb	46.4	48.4	25.1
750 to 999 lb	(S)	(S)	(S)
1,000 to 9,999 lb	25.1	27.9	19.5
10,000 to 49,999 lb	31.5	20.9	35.3
50,000 to 99,999 lb	(D)	(D)	(D)
100,000 lb or more	(D)	(D)	(D)
STCC 48, Waste hazardous materials or waste hazardous substances			
24.6			
Less than 50 lb	44.3	46.9	61.9
50 to 99 lb	(S)	(S)	50.2
100 to 499 lb	(S)	22.9	47.1
500 to 749 lb	(D)	(D)	(D)
750 to 999 lb	(S)	(S)	(S)

Table B-8. **Estimated Coefficients of Variation for Shipment Characteristics by Commodity and Shipment Size for the United States: 1993—Con.**

STCC code, description and shipment size	Value	Tons	Ton-miles
STCC 48, Waste hazardous materials or waste hazardous substances—Con.			
1,000 to 9,999 lb	(S)	(S)	27.0
10,000 to 49,999 lb	24.2	19.5	19.5
50,000 to 99,999 lb	(S)	40.2	(S)
100,000 lb or more	(D)	(D)	(D)
Commodity unknown	13.1	12.1	22.9
Less than 50 lb	14.7	12.9	10.0
50 to 99 lb	10.8	12.7	15.8
100 to 499 lb	27.0	6.0	12.5
500 to 749 lb	36.3	12.1	20.0
750 to 999 lb	18.9	20.5	20.0
1,000 to 9,999 lb	13.1	10.4	20.1
10,000 to 49,999 lb	21.6	19.8	30.0
50,000 to 99,999 lb	30.9	23.5	(S)
100,000 lb or more	26.3	32.9	49.3

Note: For description of the development and uses of measures of reliability, see Appendix B, Reliability of the Data.

- Represents data cell equal to zero or less than 1 unit of measure.
- (D) Denotes figures withheld to avoid disclosing data for individual companies.
- (S) Data do not meet publication standards due to high sampling variability or other reasons.

Table B-9. **Estimated Coefficients of Variation for Shipment Characteristics by Commodity and Mode of Transportation by Distance Shipped for the United States: 1993**

STCC code, description, and mode of transportation	Total, all mileages				Less than 50 miles			50 to 99 miles		
	Value	Tons	Ton-miles	Average miles per shipment	Value	Tons	Ton-miles	Value	Tons	Ton-miles
ALL COMMODITIES										
Total6	1.5	3.4	3.9	1.4	1.7	2.9	1.6	2.3	3.2
Single Modes										
Parcel, U.S. Postal Service, or courier	1.8	2.4	3.6	3.3	5.0	5.9	5.3	3.3	2.4	2.3
Private truck	2.3	1.2	2.7	1.0	1.8	1.2	1.8	1.7	3.3	2.9
For-hire truck8	2.9	1.5	2.1	1.9	5.1	3.2	2.4	3.3	3.3
Air	13.0	36.4	16.1	9.0	(S)	(S)	(S)	27.3	43.0	43.9
Rail	3.1	5.1	5.4	2.4	7.9	11.9	15.4	7.5	7.1	9.4
Inland water	6.5	6.4	10.8	(S)	9.9	10.6	13.4	15.8	29.6	26.0
Great Lakes	49.4	18.6	21.0	15.2	(D)	(D)	(D)	(D)	(D)	(D)
Deep sea water	44.6	(S)	(S)	(S)	(D)	(D)	(D)	(D)	(D)	(D)
Pipeline	7.6	8.1	(S)	(S)	(S)	(S)	(S)	(S)	(S)	(S)
Multiple Modes										
Private truck and for-hire truck	26.4	19.4	24.5	18.5	20.0	25.0	25.6	17.7	43.0	(S)
Truck and air	7.0	9.9	6.6	3.7	41.8	50.0	67.4	16.7	14.7	10.2
Truck and rail	11.7	8.7	8.7	9.4	20.6	26.2	27.0	35.0	31.0	30.9
Truck and water	13.8	14.6	14.5	7.3	(S)	44.0	44.7	32.8	42.2	40.0
Truck and pipeline	50.0	(S)	(S)	(S)	(D)	(D)	(D)	(S)	(S)	(S)
Rail and water	25.5	16.9	19.8	13.2	48.1	33.9	30.9	(D)	(D)	(D)
Inland water and Great Lakes	47.7	40.3	(S)	(S)	(S)	(S)	(S)	-	-	-
Inland water and deep sea	14.3	22.4	13.7	8.2	(S)	(S)	(S)	49.6	(S)	(S)
Other Modes										
Other and unknown modes	4.3	9.6	11.2	14.4	5.1	10.3	9.7	6.2	21.9	23.6
STCC 01, FARM PRODUCTS										
Total	3.0	4.7	10.4	10.9	4.2	7.3	3.1	5.3	5.2	5.0
Single Modes										
Parcel, U.S. Postal Service, or courier	13.8	16.3	17.6	4.9	22.2	25.0	37.2	20.5	18.0	16.5
Private truck	4.4	2.7	14.1	5.3	4.7	3.2	4.8	6.2	11.6	9.9
For-hire truck	4.3	2.6	3.8	6.9	7.5	8.1	4.2	11.0	10.1	9.3
Air	(S)	(S)	(S)	(S)	76.1	83.0	83.0	(S)	(S)	99.0
Rail	10.1	11.4	13.1	7.0	32.3	37.7	22.1	29.1	31.5	30.8
Inland water	16.8	16.2	21.8	9.4	31.4	30.8	31.0	(S)	(S)	(S)
Great Lakes	(S)	(S)	(S)	(S)	-	-	-	-	-	-
Deep sea water	-	-	-	-	-	-	-	-	-	-
Pipeline	-	-	-	-	-	-	-	-	-	-
Multiple Modes										
Private truck and for-hire truck	27.9	34.0	25.5	(S)	46.5	(S)	32.0	(S)	(S)	(S)
Truck and air	31.4	27.8	40.0	6.5	-	-	-	(S)	55.0	43.4
Truck and rail	14.9	22.5	24.4	24.2	(S)	(S)	(S)	(S)	(S)	(S)
Truck and water	30.0	(S)	33.9	43.2	(S)	(S)	(S)	(S)	(S)	94.6
Truck and pipeline	-	-	-	-	-	-	-	-	-	-
Rail and water	(S)	(S)	(S)	(S)	(S)	(S)	(S)	-	-	-
Inland water and Great Lakes	(S)	(S)	(S)	(S)	-	-	-	-	-	-
Inland water and deep sea	(S)	(S)	(S)	(S)	-	-	-	-	-	-
Other Modes										
Other and unknown modes	12.8	17.5	46.1	32.9	14.6	15.5	19.9	23.6	37.9	37.6
STCC 08, FOREST PRODUCTS										
Total	22.9	15.6	19.4	25.6	(S)	24.3	26.1	29.5	20.6	20.3
Single Modes										
Parcel, U.S. Postal Service, or courier	(D)	(D)	(D)	(D)	(D)	(D)	(D)	62.2	52.1	52.6
Private truck	(D)	(D)	(D)	(D)	14.1	34.2	34.4	14.4	21.5	19.5
For-hire truck	14.5	18.0	23.2	20.0	21.4	26.3	29.5	36.6	27.8	27.2
Air	-	-	-	-	-	-	-	-	-	-
Rail	(D)	(D)	(D)	(D)	-	-	-	(D)	(D)	(D)
Inland water	-	-	-	-	-	-	-	-	-	-
Great Lakes	-	-	-	-	-	-	-	-	-	-
Deep sea water	-	-	-	-	-	-	-	-	-	-
Pipeline	-	-	-	-	-	-	-	-	-	-

Table B-9. **Estimated Coefficients of Variation for Shipment Characteristics by Commodity and Mode of Transportation by Distance Shipped for the United States: 1993—**
Con.

STCC code, description, and mode of transportation	Total, all mileages				Less than 50 miles			50 to 99 miles		
	Value	Tons	Ton-miles	Average miles per shipment	Value	Tons	Ton-miles	Value	Tons	Ton-miles
STCC 08, FOREST PRODUCTS—Con.										
Multiple Modes										
Private truck and for-hire truck	100.0	(S)	(S)	(S)	(D)	(D)	(D)	(D)	(D)	(D)
Truck and air	(S)	98.5	(S)	(S)	—	—	—	—	—	—
Truck and rail	(S)	(S)	(S)	(S)	—	—	—	—	—	—
Truck and water	100.0	(S)	(S)	(S)	—	—	—	—	—	—
Truck and pipeline	—	—	—	—	—	—	—	—	—	—
Rail and water	—	—	—	—	—	—	—	—	—	—
Inland water and Great Lakes	—	—	—	—	—	—	—	—	—	—
Inland water and deep sea	(S)	(S)	(S)	(S)	—	—	—	—	—	—
Other Modes										
Other and unknown modes	(S)	36.9	45.8	26.3	(S)	48.6	40.2	(D)	(D)	(D)
STCC 09, FRESH FISH OR OTHER MARINE PRODUCTS										
Total	9.1	10.2	14.0	18.7	12.4	12.4	21.7	25.3	21.7	22.5
Single Modes										
Parcel, U.S. Postal Service, or courier	(D)	(D)	(D)	(D)	(S)	(S)	58.6	43.5	46.2	48.7
Private truck	13.9	13.6	19.8	18.6	15.8	17.0	25.1	28.7	20.8	19.6
For-hire truck	19.0	19.0	19.0	8.7	26.5	39.0	30.5	31.1	38.5	44.2
Air	(D)	(D)	(D)	(D)	—	—	—	—	—	—
Rail	(S)	(S)	(S)	(S)	—	—	—	—	—	—
Inland water	(S)	(S)	(S)	(S)	—	—	—	—	—	—
Great Lakes	—	—	—	—	—	—	—	—	—	—
Deep sea water	(S)	(S)	(S)	(S)	—	—	—	—	—	—
Pipeline	—	—	—	—	—	—	—	—	—	—
Multiple Modes										
Private truck and for-hire truck	(D)	(D)	(D)	(D)	(S)	70.5	61.1	(S)	(S)	(S)
Truck and air	23.0	20.0	23.1	6.6	—	—	—	(S)	(S)	(S)
Truck and rail	(D)	(D)	(D)	(D)	—	—	—	—	—	—
Truck and water	(D)	(D)	(D)	(D)	—	—	—	—	—	—
Truck and pipeline	—	—	—	—	—	—	—	—	—	—
Rail and water	—	—	—	—	—	—	—	—	—	—
Inland water and Great Lakes	—	—	—	—	—	—	—	—	—	—
Inland water and deep sea	(S)	(S)	44.1	18.2	—	—	—	—	—	—
Other Modes										
Other and unknown modes	33.7	33.8	39.8	38.9	42.2	47.0	(S)	(S)	45.3	45.7
STCC 10, METALLIC ORES										
Total	17.1	24.4	28.0	10.9	25.7	32.3	30.0	20.0	49.0	44.3
Single Modes										
Parcel, U.S. Postal Service, or courier	45.1	33.5	33.9	15.7	(D)	(D)	(D)	45.9	55.3	56.6
Private truck	(D)	(D)	(D)	(D)	41.0	20.9	28.8	45.9	(S)	(S)
For-hire truck	24.2	16.3	24.4	12.6	33.3	16.2	22.9	43.6	25.6	24.4
Air	100.0	100.0	100.0	(S)	—	—	—	—	—	—
Rail	18.6	23.6	29.6	11.6	39.6	28.7	41.8	26.4	(S)	49.3
Inland water	(S)	(S)	(S)	(S)	—	—	—	—	—	—
Great Lakes	(S)	(S)	(S)	(S)	—	—	—	—	—	—
Deep sea water	—	—	—	—	—	—	—	—	—	—
Pipeline	—	—	—	—	—	—	—	—	—	—
Multiple Modes										
Private truck and for-hire truck	—	—	—	—	—	—	—	—	—	—
Truck and air	40.2	28.5	29.6	10.7	—	—	—	92.7	67.8	70.1
Truck and rail	(D)	(D)	(D)	(D)	—	—	—	—	—	—
Truck and water	(D)	(D)	(D)	(D)	—	—	—	—	—	—
Truck and pipeline	—	—	—	—	—	—	—	—	—	—
Rail and water	(S)	(S)	(S)	(S)	(D)	(D)	(D)	—	—	—
Inland water and Great Lakes	(D)	(D)	(D)	(D)	—	—	—	—	—	—
Inland water and deep sea	(D)	(D)	(D)	(D)	—	—	—	—	—	—
Other Modes										
Other and unknown modes	(S)	39.0	(S)	(S)	48.6	48.5	42.9	(S)	(S)	(S)

Table B-9. **Estimated Coefficients of Variation for Shipment Characteristics by Commodity and Mode of Transportation by Distance Shipped for the United States: 1993-**
Con.

STCC code, description, and mode of transportation	Total, all mileages				Less than 50 miles			50 to 99 miles		
	Value	Tons	Ton-miles	Average miles per shipment	Value	Tons	Ton-miles	Value	Tons	Ton-miles
STCC 11, COAL										
Total	6.6	7.3	8.2	13.3	8.3	13.6	17.0	17.5	15.3	14.1
Single Modes										
Parcel, U.S. Postal Service, or courier	(D)	(D)	(D)	(D)	100.0	100.0	100.0	-	-	-
Private truck	(D)	(D)	(D)	(D)	(D)	(D)	(D)	(S)	(S)	(S)
For-hire truck	13.1	25.5	11.0	19.6	15.7	31.1	12.3	24.9	24.5	21.3
Air	-	-	-	-	-	-	-	-	-	-
Rail	8.7	7.5	9.2	8.5	7.7	10.2	25.8	17.7	14.8	18.2
Inland water	16.7	14.1	17.0	14.7	21.7	18.9	22.7	26.1	24.1	23.4
Great Lakes	-	-	-	-	-	-	-	-	-	-
Deep sea water	-	-	-	-	-	-	-	-	-	-
Pipeline	-	-	-	-	-	-	-	-	-	-
Multiple Modes										
Private truck and for-hire truck	(D)	(D)	(D)	(D)	(D)	(D)	(D)	-	-	-
Truck and air	-	-	-	-	-	-	-	-	-	-
Truck and rail	(D)	(D)	(D)	(D)	(D)	(D)	(D)	(S)	(S)	(S)
Truck and water	7.2	7.1	8.8	4.7	(S)	(S)	(S)	(S)	48.9	43.8
Truck and pipeline	-	-	-	-	-	-	-	-	-	-
Rail and water	(D)	(D)	(D)	(D)	38.6	32.1	31.9	31.5	28.2	23.7
Inland water and Great Lakes	(D)	(D)	(D)	(D)	-	-	-	-	-	-
Inland water and deep sea	35.7	37.4	35.5	21.2	-	-	-	-	-	-
Other Modes										
Other and unknown modes	9.3	11.1	23.5	26.6	13.2	12.4	19.9	(S)	(S)	(S)
STCC 13, CRUDE PETROLEUM, NATURAL GAS, OR GASOLINE										
Total	(S)	(S)	(S)	(S)	(S)	(S)	(S)	(S)	(S)	(S)
Single Modes										
Parcel, U.S. Postal Service, or courier	52.6	68.7	66.8	(S)	96.4	73.0	67.2	-	-	-
Private truck	(S)	(S)	(S)	(S)	(S)	(S)	(S)	(S)	(S)	(S)
For-hire truck	(S)	(S)	(S)	(S)	(S)	(S)	(S)	(S)	(S)	(S)
Air	-	-	-	-	-	-	-	-	-	-
Rail	(S)	(S)	(S)	(S)	-	-	-	-	-	-
Inland water	(D)	(D)	(D)	(D)	(S)	(S)	(S)	-	-	-
Great Lakes	-	-	-	-	-	-	-	-	-	-
Deep sea water	-	-	-	-	-	-	-	-	-	-
Pipeline	(S)	(S)	(S)	(S)	(S)	(S)	(S)	(S)	(S)	(S)
Multiple Modes										
Private truck and for-hire truck	(S)	(S)	(S)	(S)	(S)	(S)	(S)	-	-	-
Truck and air	-	-	-	-	-	-	-	-	-	-
Truck and rail	(D)	(D)	(D)	(D)	-	-	-	-	-	-
Truck and water	(D)	(D)	(D)	(D)	-	-	-	-	-	-
Truck and pipeline	(D)	(D)	(D)	(D)	-	-	-	(D)	(D)	(D)
Rail and water	-	-	-	-	-	-	-	-	-	-
Inland water and Great Lakes	-	-	-	-	-	-	-	-	-	-
Inland water and deep sea	(D)	(D)	(D)	(D)	-	-	-	-	-	-
Other Modes										
Other and unknown modes	(S)	(S)	(S)	(S)	(S)	(S)	(S)	(D)	(D)	(D)
STCC 14, NONMETALLIC MINERALS										
Total	6.0	3.0	7.5	45.6	4.7	3.2	4.0	7.8	11.0	9.1
Single Modes										
Parcel, U.S. Postal Service, or courier	(S)	44.5	(S)	(S)	34.7	21.6	31.2	47.3	48.0	47.9
Private truck	7.0	4.3	10.0	10.6	5.5	4.4	5.2	13.0	21.0	18.9
For-hire truck	4.6	2.9	4.0	5.2	5.4	3.8	4.0	7.3	6.7	6.2
Air	-	-	-	-	-	-	-	-	-	-
Rail	12.3	13.8	8.4	5.8	25.7	27.0	27.7	37.7	18.1	15.2
Inland water	32.6	25.9	45.0	25.3	43.9	23.8	31.9	(S)	(S)	(S)
Great Lakes	(D)	(D)	(D)	(D)	-	-	-	(D)	(D)	(D)
Deep sea water	97.4	95.4	95.4	(S)	-	-	-	-	-	-
Pipeline	-	-	-	-	-	-	-	-	-	-

Table B-9. **Estimated Coefficients of Variation for Shipment Characteristics by Commodity and Mode of Transportation by Distance Shipped for the United States: 1993—**
Con.

STCC code, description, and mode of transportation	Total, all mileages				Less than 50 miles			50 to 99 miles		
	Value	Tons	Ton-miles	Average miles per shipment	Value	Tons	Ton-miles	Value	Tons	Ton-miles
STCC 14, NONMETALLIC MINERALS—Con.										
Multiple Modes										
Private truck and for-hire truck	31.5	22.9	21.8	13.2	34.7	27.7	27.5	(D)	(D)	(D)
Truck and air	(S)	(S)	(S)	(S)	—	—	—	(D)	(D)	(D)
Truck and rail	(D)	(D)	(D)	(D)	(S)	(S)	(S)	(S)	(S)	(S)
Truck and water	28.7	29.2	29.8	19.8	—	—	—	(D)	(D)	(D)
Truck and pipeline	—	—	—	—	—	—	—	—	—	—
Rail and water	(D)	(D)	(D)	(D)	—	—	—	—	—	—
Inland water and Great Lakes	(D)	(D)	(D)	(D)	(S)	(S)	(S)	—	—	—
Inland water and deep sea	(S)	(S)	(S)	(S)	—	—	—	—	—	—
Other Modes										
Other and unknown modes	12.7	13.2	48.4	32.2	14.1	15.5	17.4	27.6	20.0	22.3
STCC 19, ORDNANCE OR ACCESSORIES										
Total	14.5	12.4	13.0	2.5	14.7	14.0	22.2	47.7	23.8	24.2
Single Modes										
Parcel, U.S. Postal Service, or courier	10.3	12.9	11.5	2.9	17.6	25.9	38.1	11.7	25.4	22.4
Private truck	20.6	(S)	(S)	(S)	26.8	22.7	17.6	42.4	30.4	33.8
For-hire truck	20.2	16.8	19.0	4.3	25.5	34.6	38.0	(S)	35.6	35.7
Air	(D)	(D)	(D)	(D)	—	—	—	—	—	—
Rail	47.4	35.8	40.2	13.5	—	—	—	—	—	—
Inland water	—	—	—	—	—	—	—	—	—	—
Great Lakes	—	—	—	—	—	—	—	—	—	—
Deep sea water	—	—	—	—	—	—	—	—	—	—
Pipeline	—	—	—	—	—	—	—	—	—	—
Multiple Modes										
Private truck and for-hire truck	(S)	100.0	100.0	(S)	100.0	100.0	100.0	—	—	—
Truck and air	(D)	(D)	(D)	(D)	—	—	—	(D)	(D)	(D)
Truck and rail	(S)	(S)	(S)	(S)	—	—	—	—	—	—
Truck and water	(S)	(S)	(S)	(S)	—	—	—	—	—	—
Truck and pipeline	—	—	—	—	—	—	—	—	—	—
Rail and water	—	—	—	—	—	—	—	—	—	—
Inland water and Great Lakes	—	—	—	—	—	—	—	—	—	—
Inland water and deep sea	—	—	—	—	—	—	—	—	—	—
Other Modes										
Other and unknown modes	(D)	(D)	(D)	(D)	29.6	(S)	46.2	(D)	(D)	(D)
STCC 20, FOOD OR KINDRED PRODUCTS										
Total	1.9	.8	1.9	3.6	2.2	1.2	1.7	2.9	2.4	3.0
Single Modes										
Parcel, U.S. Postal Service, or courier	21.9	21.1	16.4	7.3	24.5	44.8	41.4	12.1	13.3	13.0
Private truck	2.3	1.9	1.8	2.1	2.6	2.3	2.3	3.6	2.9	3.0
For-hire truck	3.5	2.5	2.5	3.7	6.8	4.3	2.6	8.7	6.4	6.9
Air	(D)	(D)	(D)	(D)	—	—	—	100.0	100.0	100.0
Rail	3.2	3.1	2.8	2.2	10.8	11.7	15.5	18.1	22.0	19.9
Inland water	28.0	27.1	44.6	15.9	47.4	44.1	44.9	(S)	(S)	(S)
Great Lakes	—	—	—	—	—	—	—	—	—	—
Deep sea water	(S)	(S)	(S)	(S)	—	—	—	—	—	—
Pipeline	—	—	—	—	—	—	—	—	—	—
Multiple Modes										
Private truck and for-hire truck	16.7	25.8	15.2	(S)	27.8	45.7	38.8	31.0	44.4	44.6
Truck and air	20.3	23.9	29.6	3.8	—	—	—	40.4	(S)	52.4
Truck and rail	17.8	16.2	18.0	40.7	32.8	49.0	(S)	39.1	(S)	(S)
Truck and water	6.7	26.5	13.2	12.0	(S)	(S)	77.5	36.1	(S)	(S)
Truck and pipeline	—	—	—	—	—	—	—	—	—	—
Rail and water	(S)	(S)	(S)	(S)	—	—	—	—	—	—
Inland water and Great Lakes	(D)	(D)	(D)	(D)	—	—	—	—	—	—
Inland water and deep sea	32.6	37.8	34.3	19.4	(S)	(S)	100.0	(S)	(S)	(S)
Other Modes										
Other and unknown modes	8.4	11.0	27.4	22.4	17.8	16.2	13.4	20.0	19.8	19.6

Table B-9. **Estimated Coefficients of Variation for Shipment Characteristics by Commodity and Mode of Transportation by Distance Shipped for the United States: 1993-**
Con.

STCC code, description, and mode of transportation	Total, all mileages				Less than 50 miles			50 to 99 miles		
	Value	Tons	Ton-miles	Average miles per shipment	Value	Tons	Ton-miles	Value	Tons	Ton-miles
STCC 21, TOBACCO PRODUCTS, EXCLUDING INSECTICIDES										
Total	9.9	9.0	10.9	14.2	11.3	10.7	10.8	21.0	14.2	14.3
Single Modes										
Parcel, U.S. Postal Service, or courier	(S)	23.1	34.9	10.0	(S)	(S)	71.9	(S)	42.2	38.1
Private truck	9.9	11.0	26.5	4.0	12.0	13.1	13.5	10.8	15.7	15.9
For-hire truck	14.9	7.3	8.1	28.0	24.7	23.4	17.2	35.9	22.1	22.3
Air	100.0	100.0	100.0	(S)	-	-	-	-	-	-
Rail	(S)	(S)	(S)	(S)	(D)	(D)	(D)	-	-	-
Inland water	-	-	-	-	-	-	-	-	-	-
Great Lakes	-	-	-	-	-	-	-	-	-	-
Deep sea water	-	-	-	-	-	-	-	-	-	-
Pipeline	-	-	-	-	-	-	-	-	-	-
Multiple Modes										
Private truck and for-hire truck	40.5	43.0	49.2	21.6	(D)	(D)	(D)	(S)	100.0	100.0
Truck and air	(D)	(D)	(D)	(D)	-	-	-	-	-	-
Truck and rail	(D)	(D)	(D)	(D)	(D)	(D)	(D)	100.0	100.0	100.0
Truck and water	(D)	(D)	(D)	(D)	-	-	-	-	-	-
Truck and pipeline	-	-	-	-	-	-	-	-	-	-
Rail and water	-	-	-	-	-	-	-	-	-	-
Inland water and Great Lakes	-	-	-	-	-	-	-	-	-	-
Inland water and deep sea	-	-	-	-	-	-	-	-	-	-
Other Modes										
Other and unknown modes	(S)	(S)	46.1	(S)	(D)	(D)	(D)	(S)	48.8	46.6
STCC 22, TEXTILE MILL PRODUCTS										
Total	4.2	4.5	4.7	7.7	5.7	6.9	4.3	5.5	5.3	5.2
Single Modes										
Parcel, U.S. Postal Service, or courier	12.8	10.1	19.7	8.4	33.6	14.3	15.5	12.6	7.6	8.1
Private truck	2.9	3.5	3.7	7.6	4.6	6.0	7.0	8.9	6.5	6.4
For-hire truck	7.2	7.1	6.6	5.4	15.5	21.0	8.9	7.2	8.0	7.9
Air	(S)	(S)	(S)	(S)	-	-	-	(D)	(D)	(D)
Rail	(D)	(D)	(D)	(D)	(S)	75.3	88.2	(S)	(S)	99.2
Inland water	-	-	-	-	-	-	-	-	-	-
Great Lakes	-	-	-	-	-	-	-	-	-	-
Deep sea water	-	-	-	-	-	-	-	-	-	-
Pipeline	-	-	-	-	-	-	-	-	-	-
Multiple Modes										
Private truck and for-hire truck	20.3	21.3	34.6	12.8	40.8	38.9	41.5	45.2	43.8	39.3
Truck and air	23.5	15.5	21.1	2.6	-	-	-	37.1	31.1	27.9
Truck and rail	34.8	43.5	42.1	6.9	-	-	-	-	-	-
Truck and water	(S)	46.4	42.1	45.5	-	-	-	78.3	71.6	74.6
Truck and pipeline	-	-	-	-	-	-	-	-	-	-
Rail and water	-	-	-	-	-	-	-	-	-	-
Inland water and Great Lakes	-	-	-	-	-	-	-	-	-	-
Inland water and deep sea	(D)	(D)	(D)	(D)	-	-	-	(D)	(D)	(D)
Other Modes										
Other and unknown modes	26.9	18.3	16.3	13.5	40.6	34.8	(S)	49.0	33.0	35.9
STCC 23, APPAREL OR OTHER FINISHED TEXTILE PRODUCTS										
Total	6.8	9.1	11.2	2.8	8.4	5.7	6.6	9.7	8.6	9.5
Single Modes										
Parcel, U.S. Postal Service, or courier	4.6	3.9	5.2	3.0	8.0	9.1	10.1	9.0	10.8	10.5
Private truck	(D)	(D)	(D)	(D)	13.4	9.1	13.8	6.0	8.0	8.2
For-hire truck	8.2	10.6	10.8	2.5	13.5	6.9	7.6	15.4	13.6	14.9
Air	(S)	(S)	(S)	(S)	-	-	-	(S)	69.7	71.6
Rail	(S)	33.7	44.4	41.1	(D)	(D)	(D)	(S)	100.0	100.0
Inland water	(S)	100.0	100.0	(S)	-	-	-	-	-	-
Great Lakes	-	-	-	-	-	-	-	-	-	-
Deep sea water	(S)	100.0	100.0	(S)	-	-	-	-	-	-
Pipeline	-	-	-	-	-	-	-	-	-	-

Table B-9. **Estimated Coefficients of Variation for Shipment Characteristics by Commodity and Mode of Transportation by Distance Shipped for the United States: 1993—**
Con.

STCC code, description, and mode of transportation	Total, all mileages				Less than 50 miles			50 to 99 miles		
	Value	Tons	Ton-miles	Average miles per shipment	Value	Tons	Ton-miles	Value	Tons	Ton-miles
STCC 23, APPAREL OR OTHER FINISHED TEXTILE PRODUCTS—Con.										
Multiple Modes										
Private truck and for-hire truck	(D)	(D)	(D)	(D)	44.2	30.1	27.5	28.0	32.6	31.8
Truck and air	21.1	12.7	17.0	2.2	—	—	—	40.6	35.6	35.9
Truck and rail	47.2	47.2	46.7	17.5	100.0	100.0	100.0	—	—	—
Truck and water	(S)	(S)	(S)	(S)	(D)	(D)	(D)	—	—	—
Truck and pipeline	—	—	—	—	—	—	—	—	—	—
Rail and water	—	—	—	—	—	—	—	—	—	—
Inland water and Great Lakes	—	—	—	—	—	—	—	—	—	—
Inland water and deep sea	36.3	23.9	24.9	17.8	—	—	—	(S)	100.0	100.0
Other Modes										
Other and unknown modes	14.7	9.3	12.2	12.0	27.3	19.4	17.0	29.2	21.2	19.6
STCC 24, LUMBER OR WOOD PRODUCTS, EXCLUDING FURNITURE										
Total	3.0	3.2	9.2	3.5	2.8	4.5	4.1	4.6	9.4	11.4
Single Modes										
Parcel, U.S. Postal Service, or courier	17.8	20.0	10.2	4.7	34.4	26.4	21.2	42.3	38.5	38.8
Private truck	2.0	2.8	2.4	1.5	2.5	2.9	4.1	4.4	7.3	7.6
For-hire truck	3.3	3.4	18.5	3.2	5.3	5.2	5.8	7.1	6.0	5.3
Air	(S)	46.5	49.8	24.8	—	—	—	100.0	100.0	100.0
Rail	4.9	9.1	6.6	5.8	14.1	22.9	31.3	26.3	25.4	24.5
Inland water	(S)	(S)	(S)	(S)	(S)	(S)	(S)	(S)	(S)	(S)
Great Lakes	—	—	—	—	—	—	—	—	—	—
Deep sea water	—	—	—	—	—	—	—	—	—	—
Pipeline	—	—	—	—	—	—	—	—	—	—
Multiple Modes										
Private truck and for-hire truck	25.1	49.1	(S)	(S)	34.5	(S)	(S)	45.9	(S)	(S)
Truck and air	(D)	(D)	(D)	(D)	—	—	—	(S)	(S)	(S)
Truck and rail	17.4	18.6	21.0	10.5	(S)	(S)	(S)	27.7	27.2	28.3
Truck and water	22.8	37.7	28.7	20.1	(S)	(S)	66.0	33.6	(S)	(S)
Truck and pipeline	—	—	—	—	—	—	—	—	—	—
Rail and water	(D)	(D)	(D)	(D)	—	—	—	—	—	—
Inland water and Great Lakes	—	—	—	—	—	—	—	—	—	—
Inland water and deep sea	(D)	(D)	(D)	(D)	—	—	—	(S)	(S)	(S)
Other Modes										
Other and unknown modes	30.1	27.7	19.0	19.1	33.5	(S)	18.5	18.5	27.6	27.9
STCC 25, FURNITURE OR FIXTURES										
Total	2.9	3.8	4.1	6.0	4.2	6.2	6.4	8.3	6.9	7.4
Single Modes										
Parcel, U.S. Postal Service, or courier	5.7	15.6	19.2	7.6	9.9	11.0	11.4	12.6	21.1	19.7
Private truck	5.3	3.7	11.2	8.6	6.2	6.1	6.7	8.3	7.5	7.6
For-hire truck	4.1	4.8	4.2	3.2	6.2	14.3	9.5	11.0	8.6	9.2
Air	37.1	38.4	35.4	17.6	—	—	—	—	—	—
Rail	(D)	(D)	(D)	(D)	(S)	(S)	83.1	(S)	96.8	96.6
Inland water	(D)	(D)	(D)	(D)	(D)	(D)	(D)	(D)	(D)	(D)
Great Lakes	—	—	—	—	—	—	—	—	—	—
Deep sea water	100.0	100.0	100.0	(S)	—	—	—	—	—	—
Pipeline	—	—	—	—	—	—	—	—	—	—
Multiple Modes										
Private truck and for-hire truck	(S)	(S)	34.2	19.9	(D)	(D)	(D)	(D)	(D)	(D)
Truck and air	(D)	(D)	(D)	(D)	—	—	—	(D)	(D)	(D)
Truck and rail	22.2	24.9	27.9	10.9	—	—	—	(D)	(D)	(D)
Truck and water	(S)	(S)	(S)	(S)	(D)	(D)	(D)	(S)	(S)	86.0
Truck and pipeline	—	—	—	—	—	—	—	—	—	—
Rail and water	—	—	—	—	—	—	—	—	—	—
Inland water and Great Lakes	—	—	—	—	—	—	—	—	—	—
Inland water and deep sea	45.9	(S)	(S)	(S)	—	—	—	(S)	73.2	73.2
Other Modes										
Other and unknown modes	16.1	19.6	24.4	14.6	25.6	29.7	46.9	42.6	43.9	41.8

Table B-9. **Estimated Coefficients of Variation for Shipment Characteristics by Commodity and Mode of Transportation by Distance Shipped for the United States: 1993—**
Con.

STCC code, description, and mode of transportation	Total, all mileages				Less than 50 miles			50 to 99 miles		
	Value	Tons	Ton-miles	Average miles per shipment	Value	Tons	Ton-miles	Value	Tons	Ton-miles
STCC 26, PULP, PAPER, OR ALLIED PRODUCTS										
Total	1.7	1.8	1.4	12.2	2.0	4.0	6.0	3.7	3.1	3.0
Single Modes										
Parcel, U.S. Postal Service, or courier	7.6	10.0	10.3	15.5	6.7	13.1	8.6	7.1	19.7	18.8
Private truck	2.6	4.0	5.6	5.9	2.3	5.0	7.9	4.9	6.2	6.0
For-hire truck	2.4	1.8	2.0	22.8	4.4	6.0	5.6	4.9	5.0	5.1
Air	(D)	(D)	(D)	(D)	(D)	(D)	(D)	(D)	(D)	(D)
Rail	1.7	2.3	2.7	2.2	10.7	9.0	10.6	14.4	25.0	20.4
Inland water	29.9	21.5	(S)	(S)	(S)	41.2	32.7	48.3	46.9	(S)
Great Lakes	—	—	—	—	—	—	—	—	—	—
Deep sea water	(S)	85.3	84.3	(S)	(D)	(D)	(D)	(D)	(D)	(D)
Pipeline	—	—	—	—	—	—	—	—	—	—
Multiple Modes										
Private truck and for-hire truck	49.6	(S)	43.7	(S)	(S)	(S)	(S)	(S)	(S)	(S)
Truck and air	(S)	(S)	(S)	(S)	—	—	—	40.2	(S)	(S)
Truck and rail	12.1	13.6	15.3	6.9	26.6	24.3	27.1	26.2	22.3	22.6
Truck and water	19.4	23.4	34.4	16.7	(S)	(S)	(S)	(S)	(S)	(S)
Truck and pipeline	—	—	—	—	—	—	—	—	—	—
Rail and water	(D)	(D)	(D)	(D)	—	—	—	—	—	—
Inland water and Great Lakes	—	—	—	—	—	—	—	—	—	—
Inland water and deep sea	31.2	42.2	40.2	30.0	100.0	100.0	100.0	(S)	(S)	(S)
Other Modes										
Other and unknown modes	6.2	10.8	15.5	(S)	12.8	28.0	35.7	14.0	20.8	24.5
STCC 27, PRINTED MATTER										
Total	(S)	(S)	(S)	(S)	(S)	(S)	(S)	(S)	(S)	(S)
Single Modes										
Parcel, U.S. Postal Service, or courier	(S)	(S)	(S)	(S)	(S)	(S)	(S)	(S)	(S)	(S)
Private truck	(S)	(S)	(S)	(S)	(S)	(S)	(S)	(S)	(S)	(S)
For-hire truck	(S)	(S)	(S)	(S)	(S)	(S)	(S)	(S)	(S)	(S)
Air	(S)	(S)	(S)	(S)	84.6	73.3	78.4	(S)	92.0	82.7
Rail	(S)	(S)	(S)	(S)	(S)	92.9	94.4	(S)	(S)	69.9
Inland water	—	—	—	—	—	—	—	—	—	—
Great Lakes	—	—	—	—	—	—	—	—	—	—
Deep sea water	—	—	—	—	—	—	—	—	—	—
Pipeline	—	—	—	—	—	—	—	—	—	—
Multiple Modes										
Private truck and for-hire truck	(S)	(S)	(S)	(S)	(S)	(S)	(S)	(S)	(S)	(S)
Truck and air	(S)	(S)	(S)	(S)	—	—	—	(S)	(S)	(S)
Truck and rail	(S)	(S)	(S)	(S)	(S)	(S)	100.0	—	—	—
Truck and water	(S)	(S)	(S)	(S)	—	—	—	(S)	57.3	57.6
Truck and pipeline	—	—	—	—	—	—	—	—	—	—
Rail and water	—	—	—	—	—	—	—	—	—	—
Inland water and Great Lakes	—	—	—	—	—	—	—	—	—	—
Inland water and deep sea	(S)	51.0	68.4	(S)	—	—	—	(S)	70.1	73.8
Other Modes										
Other and unknown modes	(S)	(S)	(S)	(S)	(S)	(S)	(S)	(S)	(S)	(S)
STCC 28, CHEMICALS OR ALLIED PRODUCTS										
Total	2.2	5.1	8.9	7.8	2.7	4.3	5.6	5.3	8.8	8.6
Single Modes										
Parcel, U.S. Postal Service, or courier	6.0	4.2	8.5	5.9	11.0	6.5	7.3	8.4	5.8	5.7
Private truck	4.6	5.9	5.0	3.9	4.6	4.5	5.0	10.8	16.6	16.5
For-hire truck	4.0	3.3	2.3	3.0	5.3	6.9	7.9	4.9	4.2	4.4
Air	39.8	(S)	(S)	(S)	(D)	(D)	(D)	(S)	66.7	66.1
Rail	8.4	14.1	16.4	3.2	19.3	13.6	18.3	15.4	27.5	25.8
Inland water	14.4	13.3	17.9	(S)	23.5	19.0	30.0	24.4	30.0	32.3
Great Lakes	—	—	—	—	—	—	—	—	—	—
Deep sea water	—	—	—	—	—	—	—	—	—	—
Pipeline	23.0	22.2	(S)	(S)	(S)	(S)	(S)	(S)	(S)	(S)

Table B-9. **Estimated Coefficients of Variation for Shipment Characteristics by Commodity and Mode of Transportation by Distance Shipped for the United States: 1993—**
Con.

STCC code, description, and mode of transportation	Total, all mileages				Less than 50 miles			50 to 99 miles		
	Value	Tons	Ton-miles	Average miles per shipment	Value	Tons	Ton-miles	Value	Tons	Ton-miles
STCC 28, CHEMICALS OR ALLIED PRODUCTS—Con.										
Multiple Modes										
Private truck and for-hire truck	35.5	40.9	(S)	(S)	43.3	(S)	(S)	(D)	(D)	(D)
Truck and air	15.1	40.0	19.0	3.3	—	—	—	47.2	48.3	(S)
Truck and rail	34.8	20.9	24.3	7.1	38.0	32.9	32.0	42.9	(S)	(S)
Truck and water	22.8	39.3	30.2	13.4	(S)	(S)	(S)	(S)	(S)	50.1
Truck and pipeline	(D)	(D)	(D)	(D)	(D)	(D)	(D)	(D)	(D)	(D)
Rail and water	(S)	(S)	(S)	(S)	—	—	—	—	—	—
Inland water and Great Lakes	(D)	(D)	(D)	(D)	—	—	—	—	—	—
Inland water and deep sea	27.5	45.9	26.9	11.8	(D)	(D)	(D)	(D)	(D)	(D)
Other Modes										
Other and unknown modes	8.3	25.3	27.5	16.9	7.2	33.6	37.6	49.3	(S)	(S)
STCC 29, PETROLEUM OR COAL PRODUCTS										
Total	4.2	4.1	7.8	43.8	5.7	5.5	5.6	5.3	8.3	13.0
Single Modes										
Parcel, U.S. Postal Service, or courier	23.8	15.6	41.7	23.8	14.2	12.8	12.2	14.1	14.4	15.1
Private truck	7.7	7.2	5.4	2.5	8.8	8.0	7.9	5.8	6.9	6.2
For-hire truck	15.9	15.3	10.0	9.7	22.8	20.6	16.1	14.1	16.9	17.3
Air	50.8	39.8	52.8	(S)	—	—	—	(D)	(D)	(D)
Rail	7.7	11.4	6.1	6.1	24.1	22.6	33.4	25.0	38.2	45.0
Inland water	10.5	10.6	22.0	(S)	15.4	18.0	24.8	22.0	22.6	23.7
Great Lakes	(D)	(D)	(D)	(D)	(D)	(D)	(D)	(D)	(D)	(D)
Deep sea water	—	—	—	—	—	—	—	—	—	—
Pipeline	7.3	4.9	(S)	(S)	(S)	(S)	(S)	(S)	(S)	(S)
Multiple Modes										
Private truck and for-hire truck	(S)	(S)	46.2	22.4	(S)	(S)	(S)	(S)	(S)	(S)
Truck and air	33.3	40.5	29.4	13.0	—	—	—	(D)	(D)	(D)
Truck and rail	41.4	(S)	46.4	(S)	(D)	(D)	(D)	(S)	(S)	(S)
Truck and water	43.5	(S)	(S)	(S)	(S)	(S)	(S)	(S)	(S)	(S)
Truck and pipeline	(S)	(S)	(S)	(S)	(D)	(D)	(D)	(S)	(S)	(S)
Rail and water	(D)	(D)	(D)	(D)	—	—	—	(D)	(D)	(D)
Inland water and Great Lakes	(S)	(S)	(S)	(S)	(S)	(S)	(S)	(S)	(S)	(S)
Inland water and deep sea	20.9	25.4	17.6	16.4	(S)	(S)	(S)	(S)	(S)	(S)
Other Modes										
Other and unknown modes	12.9	14.8	28.6	22.7	15.6	23.9	27.8	25.3	40.1	44.0
STCC 30, RUBBER OR MISCELLANEOUS PLASTICS PRODUCTS										
Total	3.7	4.5	2.9	7.4	2.4	9.2	4.9	9.6	7.0	6.3
Single Modes										
Parcel, U.S. Postal Service, or courier	4.5	6.3	10.0	7.5	8.2	12.1	15.1	4.3	6.8	7.0
Private truck	4.6	7.9	6.4	5.0	1.8	12.1	5.8	2.5	2.9	2.6
For-hire truck	5.2	4.3	3.3	3.9	8.7	8.0	8.1	18.0	12.6	11.3
Air	39.5	27.3	12.6	14.0	—	—	—	56.5	60.0	59.9
Rail	13.2	11.1	11.7	5.7	(S)	31.6	42.1	(S)	(S)	100.0
Inland water	—	—	—	—	—	—	—	—	—	—
Great Lakes	—	—	—	—	—	—	—	—	—	—
Deep sea water	42.7	44.3	42.3	26.0	—	—	—	—	—	—
Pipeline	—	—	—	—	—	—	—	—	—	—
Multiple Modes										
Private truck and for-hire truck	33.0	37.8	39.6	30.9	49.8	44.9	(S)	41.6	(S)	49.6
Truck and air	16.3	18.0	20.2	3.8	—	—	—	26.2	26.9	33.1
Truck and rail	(S)	(S)	(S)	(S)	(S)	(S)	(S)	(S)	(S)	100.0
Truck and water	41.6	34.6	34.6	24.2	—	—	—	(S)	(S)	(S)
Truck and pipeline	—	—	—	—	—	—	—	—	—	—
Rail and water	—	—	—	—	—	—	—	—	—	—
Inland water and Great Lakes	—	—	—	—	—	—	—	—	—	—
Inland water and deep sea	28.4	21.3	25.2	15.0	100.0	100.0	100.0	36.6	43.8	41.5
Other Modes										
Other and unknown modes	6.5	7.4	11.4	17.0	12.5	10.3	11.9	19.4	28.8	27.5

Table B-9. **Estimated Coefficients of Variation for Shipment Characteristics by Commodity and Mode of Transportation by Distance Shipped for the United States: 1993-**
Con.

STCC code, description, and mode of transportation	Total, all mileages				Less than 50 miles			50 to 99 miles		
	Value	Tons	Ton-miles	Average miles per shipment	Value	Tons	Ton-miles	Value	Tons	Ton-miles
STCC 31, LEATHER OR LEATHER PRODUCTS										
Total	8.4	6.2	8.2	5.5	10.3	10.6	10.4	17.2	15.8	15.1
Single Modes										
Parcel, U.S. Postal Service, or courier	6.9	9.9	12.2	6.8	18.0	30.0	22.2	17.5	18.0	16.0
Private truck	17.7	17.9	22.5	13.1	13.2	18.4	24.5	15.3	25.3	27.5
For-hire truck	13.5	10.3	11.2	6.0	18.2	18.0	17.7	24.8	23.8	20.5
Air	(S)	(S)	(S)	(S)	-	-	-	-	-	-
Rail	(S)	(S)	(S)	(S)	(D)	(D)	(D)	-	-	-
Inland water	-	-	-	-	-	-	-	-	-	-
Great Lakes	-	-	-	-	-	-	-	-	-	-
Deep sea water	-	-	-	-	-	-	-	-	-	-
Pipeline	-	-	-	-	-	-	-	-	-	-
Multiple Modes										
Private truck and for-hire truck	(S)	(S)	73.1	(S)	-	-	-	(D)	(D)	(D)
Truck and air	19.4	19.6	20.2	9.6	-	-	-	(D)	(D)	(D)
Truck and rail	(S)	(S)	(S)	(S)	-	-	-	-	-	-
Truck and water	(S)	(S)	(S)	(S)	(D)	(D)	(D)	73.4	74.1	74.1
Truck and pipeline	-	-	-	-	-	-	-	-	-	-
Rail and water	-	-	-	-	-	-	-	-	-	-
Inland water and Great Lakes	-	-	-	-	-	-	-	-	-	-
Inland water and deep sea	(S)	100.0	(S)	(S)	-	-	-	-	-	-
Other Modes										
Other and unknown modes	29.6	29.9	29.5	22.8	23.3	22.7	21.8	(S)	52.7	51.1
STCC 32, CLAY, CONCRETE, GLASS, OR STONE PRODUCTS										
Total	5.4	1.9	3.2	7.5	11.0	2.2	3.2	2.9	14.2	16.6
Single Modes										
Parcel, U.S. Postal Service, or courier	7.1	12.7	15.5	7.4	19.6	14.4	18.6	9.7	15.6	15.5
Private truck	(D)	(D)	(D)	(D)	14.7	3.2	5.2	4.5	6.0	6.1
For-hire truck	2.4	4.3	2.7	7.2	2.8	6.8	7.0	3.8	6.7	6.3
Air	(D)	(D)	(D)	(D)	100.0	100.0	100.0	(D)	(D)	(D)
Rail	7.7	8.7	6.4	6.7	23.9	34.9	42.0	24.6	(S)	(S)
Inland water	42.9	(S)	41.3	22.1	(S)	(S)	(S)	(S)	(S)	(S)
Great Lakes	47.7	48.2	47.1	25.9	-	-	-	-	-	-
Deep sea water	-	-	-	-	-	-	-	-	-	-
Pipeline	(S)	(S)	67.0	(S)	(S)	(S)	67.0	-	-	-
Multiple Modes										
Private truck and for-hire truck	(D)	(D)	(D)	(D)	(S)	(S)	(S)	(S)	(S)	(S)
Truck and air	(D)	(D)	(D)	(D)	-	-	-	39.4	42.0	36.9
Truck and rail	(D)	(D)	(D)	(D)	(S)	(S)	(S)	(D)	(D)	(D)
Truck and water	(D)	(D)	(D)	(D)	96.1	(S)	71.8	48.6	48.4	48.2
Truck and pipeline	-	-	-	-	-	-	-	-	-	-
Rail and water	(S)	(S)	100.0	(S)	-	-	-	(S)	(S)	100.0
Inland water and Great Lakes	-	-	-	-	-	-	-	-	-	-
Inland water and deep sea	(D)	(D)	(D)	(D)	-	-	-	(S)	(S)	(S)
Other Modes										
Other and unknown modes	12.8	10.8	15.5	22.1	11.4	9.4	9.5	16.9	(S)	50.0
STCC 33, PRIMARY METAL PRODUCTS										
Total	1.8	3.4	4.5	4.6	2.8	5.4	5.4	3.2	3.8	4.7
Single Modes										
Parcel, U.S. Postal Service, or courier	6.7	6.0	6.5	4.4	11.5	14.2	19.6	11.6	11.0	10.4
Private truck	2.8	4.0	5.2	6.3	3.7	7.2	6.4	4.8	4.6	4.8
For-hire truck	1.7	3.9	2.7	5.7	3.4	8.2	7.2	4.4	5.5	6.1
Air	23.7	23.2	19.9	11.1	-	-	-	(D)	(D)	(D)
Rail	7.3	9.2	10.2	5.1	16.1	11.5	21.3	22.4	31.9	32.0
Inland water	30.9	26.9	29.3	13.4	(S)	(S)	(S)	-	-	-
Great Lakes	-	-	-	-	-	-	-	-	-	-
Deep sea water	100.0	100.0	100.0	(S)	-	-	-	-	-	-
Pipeline	-	-	-	-	-	-	-	-	-	-

Table B-9. **Estimated Coefficients of Variation for Shipment Characteristics by Commodity and Mode of Transportation by Distance Shipped for the United States: 1993—**
Con.

STCC code, description, and mode of transportation	Total, all mileages				Less than 50 miles			50 to 99 miles		
	Value	Tons	Ton-miles	Average miles per shipment	Value	Tons	Ton-miles	Value	Tons	Ton-miles
STCC 33, PRIMARY METAL PRODUCTS—Con.										
Multiple Modes										
Private truck and for-hire truck	15.5	19.0	48.7	20.0	17.0	23.6	27.0	31.8	27.2	27.4
Truck and air	(D)	(D)	(D)	(D)	100.0	100.0	100.0	(D)	(D)	(D)
Truck and rail	(S)	(S)	42.0	11.1	(S)	(S)	(S)	(S)	(S)	(S)
Truck and water	19.7	22.0	21.4	8.2	(D)	(D)	(D)	(D)	(D)	(D)
Truck and pipeline	—	—	—	—	—	—	—	—	—	—
Rail and water	(D)	(D)	(D)	(D)	(D)	(D)	(D)	—	—	—
Inland water and Great Lakes	(S)	(S)	(S)	(S)	—	—	—	—	—	—
Inland water and deep sea	(S)	(S)	(S)	(S)	—	—	—	(S)	(S)	(S)
Other Modes										
Other and unknown modes	7.2	19.9	10.1	9.6	7.5	27.2	24.9	26.2	31.4	29.7
STCC 34, FABRICATED METAL PRODUCTS										
Total	2.5	2.8	2.3	2.8	3.4	4.8	3.7	5.4	4.1	3.6
Single Modes										
Parcel, U.S. Postal Service, or courier	2.5	4.1	5.6	2.1	8.0	5.8	5.8	7.6	7.0	7.6
Private truck	2.6	4.7	3.0	4.1	3.3	6.8	5.3	3.1	5.6	5.7
For-hire truck	3.2	3.2	2.0	2.1	5.9	7.0	9.7	10.6	6.5	5.5
Air	22.9	17.0	21.2	6.1	(D)	(D)	(D)	(S)	70.3	65.8
Rail	16.0	17.9	17.3	11.2	43.4	43.9	27.4	43.6	(S)	(S)
Inland water	39.9	43.8	(S)	(S)	(S)	(S)	(S)	100.0	100.0	100.0
Great Lakes	—	—	—	—	—	—	—	—	—	—
Deep sea water	(S)	100.0	100.0	(S)	(D)	(D)	(D)	—	—	—
Pipeline	—	—	—	—	—	—	—	—	—	—
Multiple Modes										
Private truck and for-hire truck	22.5	48.0	36.0	14.3	19.5	35.3	47.5	31.3	30.4	30.9
Truck and air	9.1	10.2	11.9	2.3	100.0	100.0	100.0	16.8	25.8	20.6
Truck and rail	16.7	34.5	18.5	12.2	(S)	(S)	(S)	(S)	(S)	(S)
Truck and water	(D)	(D)	(D)	(D)	(D)	(D)	(D)	(S)	49.7	53.8
Truck and pipeline	—	—	—	—	—	—	—	—	—	—
Rail and water	—	—	—	—	—	—	—	—	—	—
Inland water and Great Lakes	—	—	—	—	—	—	—	—	—	—
Inland water and deep sea	(D)	(D)	(D)	(D)	(D)	(D)	(D)	(S)	(S)	85.4
Other Modes										
Other and unknown modes	5.4	10.6	14.1	12.1	5.4	9.3	13.9	13.1	13.8	14.5
STCC 35, MACHINERY, EXCLUDING ELECTRICAL										
Total	3.8	2.6	4.7	6.2	3.9	4.6	4.5	6.0	3.6	4.1
Single Modes										
Parcel, U.S. Postal Service, or courier	5.7	4.7	9.5	5.2	6.2	8.9	6.7	4.5	5.4	5.3
Private truck	3.8	4.4	11.0	8.9	4.1	5.5	6.4	5.4	4.3	4.5
For-hire truck	6.7	4.2	5.8	5.2	8.7	11.6	11.4	12.3	7.1	7.1
Air	18.3	21.5	25.2	2.6	33.0	33.8	36.1	(S)	54.2	54.9
Rail	36.3	23.9	21.3	9.6	37.9	44.3	50.1	(S)	(S)	(S)
Inland water	(S)	(S)	(S)	(S)	(S)	(S)	100.0	—	—	—
Great Lakes	—	—	—	—	—	—	—	—	—	—
Deep sea water	(S)	100.0	100.0	(S)	—	—	—	—	—	—
Pipeline	—	—	—	—	—	—	—	—	—	—
Multiple Modes										
Private truck and for-hire truck	43.8	41.8	(S)	(S)	38.2	(S)	53.3	(S)	(S)	(S)
Truck and air	9.3	32.3	14.8	8.0	71.0	67.1	69.6	45.5	30.5	36.9
Truck and rail	27.4	27.1	28.3	15.3	(S)	(S)	(S)	(S)	(S)	(S)
Truck and water	31.9	25.1	24.0	25.5	67.5	81.0	66.7	(S)	82.1	86.6
Truck and pipeline	—	—	—	—	—	—	—	—	—	—
Rail and water	—	—	—	—	—	—	—	—	—	—
Inland water and Great Lakes	—	—	—	—	—	—	—	—	—	—
Inland water and deep sea	33.1	29.6	24.9	13.7	—	—	—	—	—	—
Other Modes										
Other and unknown modes	10.5	7.4	30.5	37.9	20.6	10.7	15.0	16.1	29.2	27.4

Table B-9. **Estimated Coefficients of Variation for Shipment Characteristics by Commodity and Mode of Transportation by Distance Shipped for the United States: 1993-**
Con.

STCC code, description, and mode of transportation	Total, all mileages				Less than 50 miles			50 to 99 miles		
	Value	Tons	Ton-miles	Average miles per shipment	Value	Tons	Ton-miles	Value	Tons	Ton-miles
STCC 36, ELECTRICAL MACHINERY, EQUIPMENT, OR SUPPLIES										
Total	4.4	3.1	6.2	3.1	6.4	5.6	4.3	8.5	4.4	4.0
Single Modes										
Parcel, U.S. Postal Service, or courier	6.0	5.9	8.5	3.5	9.8	6.5	7.3	8.8	6.8	7.0
Private truck	4.1	3.5	9.7	12.7	7.9	7.0	6.0	15.4	9.5	9.8
For-hire truck	6.4	4.3	4.9	3.2	10.9	9.6	10.6	14.6	7.0	6.1
Air	(D)	(D)	(D)	(D)	(S)	39.5	43.7	(D)	(D)	(D)
Rail	17.1	14.8	20.2	7.7	(S)	(S)	54.8	(S)	(S)	(S)
Inland water	-	-	-	-	-	-	-	-	-	-
Great Lakes	-	-	-	-	-	-	-	-	-	-
Deep sea water	100.0	100.0	100.0	(S)	-	-	-	100.0	100.0	100.0
Pipeline	-	-	-	-	-	-	-	-	-	-
Multiple Modes										
Private truck and for-hire truck	39.5	34.2	34.2	(S)	(S)	(S)	62.0	43.3	43.3	39.0
Truck and air	8.8	11.0	9.1	1.6	-	-	-	24.3	36.7	45.1
Truck and rail	33.8	43.0	48.9	10.2	75.2	71.6	66.4	(S)	100.0	100.0
Truck and water	26.3	32.7	39.4	40.9	100.0	100.0	100.0	(S)	(S)	89.5
Truck and pipeline	-	-	-	-	-	-	-	-	-	-
Rail and water	-	-	-	-	-	-	-	-	-	-
Inland water and Great Lakes	-	-	-	-	-	-	-	-	-	-
Inland water and deep sea	(D)	(D)	(D)	(D)	-	-	-	(D)	(D)	(D)
Other Modes										
Other and unknown modes	9.2	21.8	40.4	13.3	9.7	18.8	22.1	20.7	34.5	31.7
STCC 37, TRANSPORTATION EQUIPMENT										
Total	4.7	3.8	7.4	4.1	5.3	7.0	6.0	6.3	9.2	8.3
Single Modes										
Parcel, U.S. Postal Service, or courier	11.9	15.4	13.0	4.7	41.5	34.2	34.3	13.3	10.7	10.6
Private truck	7.4	7.3	7.4	5.2	8.9	13.8	10.0	7.5	9.9	9.7
For-hire truck	4.4	3.1	5.5	3.4	7.0	8.2	6.8	7.5	9.3	8.4
Air	25.6	(S)	46.6	18.3	(S)	(S)	(S)	(S)	49.3	50.8
Rail	17.9	19.2	27.5	13.4	43.8	39.5	24.7	40.8	47.4	37.6
Inland water	(D)	(D)	(D)	(D)	28.1	40.4	(S)	(S)	57.7	55.7
Great Lakes	-	-	-	-	-	-	-	-	-	-
Deep sea water	-	-	-	-	-	-	-	-	-	-
Pipeline	-	-	-	-	-	-	-	-	-	-
Multiple Modes										
Private truck and for-hire truck	(D)	(D)	(D)	(D)	43.9	45.6	(S)	(S)	(S)	(S)
Truck and air	25.0	10.2	13.5	3.6	-	-	-	(S)	46.9	50.0
Truck and rail	16.0	16.9	30.0	9.9	(S)	(S)	(S)	(S)	(S)	(S)
Truck and water	19.4	33.5	41.4	(S)	79.0	66.7	68.9	(S)	58.7	59.9
Truck and pipeline	-	-	-	-	-	-	-	-	-	-
Rail and water	-	-	-	-	-	-	-	-	-	-
Inland water and Great Lakes	-	-	-	-	-	-	-	-	-	-
Inland water and deep sea	32.6	39.1	(S)	(S)	(S)	71.3	75.8	(S)	(S)	(S)
Other Modes										
Other and unknown modes	14.9	13.2	15.2	20.2	13.7	18.2	27.1	24.5	20.9	20.3
STCC 38, INSTRUMENTS, PHOTOGRAPHIC GOODS, OPTICAL GOODS, WATCHES, OR CLOCKS										
Total	8.0	12.0	16.7	3.0	10.1	18.7	17.5	25.9	23.3	24.7
Single Modes										
Parcel, U.S. Postal Service, or courier	4.6	6.8	5.8	3.4	9.0	23.1	18.8	11.8	3.9	3.7
Private truck	9.2	11.1	14.8	8.7	12.9	12.9	12.0	14.1	15.4	14.3
For-hire truck	14.5	16.1	20.9	11.6	23.5	32.5	30.1	39.7	36.7	37.6
Air	10.7	17.1	27.1	5.6	(S)	(S)	53.5	(D)	(D)	(D)
Rail	46.0	42.6	42.0	30.2	(S)	99.5	99.1	(D)	(D)	(D)
Inland water	-	-	-	-	-	-	-	-	-	-
Great Lakes	-	-	-	-	-	-	-	-	-	-
Deep sea water	-	-	-	-	-	-	-	-	-	-
Pipeline	-	-	-	-	-	-	-	-	-	-

Table B-9. **Estimated Coefficients of Variation for Shipment Characteristics by Commodity and Mode of Transportation by Distance Shipped for the United States: 1993-**
Con.

STCC code, description, and mode of transportation	Total, all mileages				Less than 50 miles			50 to 99 miles		
	Value	Tons	Ton-miles	Average miles per shipment	Value	Tons	Ton-miles	Value	Tons	Ton-miles
STCC 38, INSTRUMENTS, PHOTOGRAPHIC GOODS, OPTICAL GOODS, WATCHES, OR CLOCKS—										
Con.										
Multiple Modes										
Private truck and for-hire truck	(S)	74.5	76.0	(S)	100.0	100.0	100.0	100.0	100.0	100.0
Truck and air	8.3	14.0	13.1	1.8	100.0	100.0	100.0	8.8	25.7	28.6
Truck and rail	(S)	48.1	46.1	19.6	—	—	—	(D)	(D)	(D)
Truck and water	(S)	(S)	(S)	(S)	—	—	—	—	—	—
Truck and pipeline	—	—	—	—	—	—	—	—	—	—
Rail and water	—	—	—	—	—	—	—	—	—	—
Inland water and Great Lakes	—	—	—	—	—	—	—	—	—	—
Inland water and deep sea	(S)	68.8	(S)	(S)	—	—	—	—	—	—
Other Modes										
Other and unknown modes	12.6	23.8	34.6	12.3	13.7	18.1	31.0	21.9	33.4	33.0
STCC 39, MISCELLANEOUS PRODUCTS OF MANUFACTURING										
Total	14.7	11.0	7.2	5.1	8.7	8.5	8.0	9.3	8.7	8.8
Single Modes										
Parcel, U.S. Postal Service, or courier	6.0	4.7	3.8	5.4	14.9	19.0	13.6	8.8	9.6	9.4
Private truck	39.7	14.5	14.4	12.1	17.9	10.0	8.0	10.7	9.3	8.9
For-hire truck	15.6	12.3	7.4	2.6	10.5	9.9	11.6	21.5	17.5	18.0
Air	47.1	(S)	(S)	(S)	(S)	99.4	99.9	40.8	35.9	35.5
Rail	(D)	(D)	(D)	(D)	(S)	(S)	85.8	(S)	99.8	99.9
Inland water	(D)	(D)	(D)	(D)	—	—	—	—	—	—
Great Lakes	—	—	—	—	—	—	—	—	—	—
Deep sea water	100.0	100.0	100.0	(S)	—	—	—	—	—	—
Pipeline	—	—	—	—	—	—	—	—	—	—
Multiple Modes										
Private truck and for-hire truck	(S)	(S)	(S)	(S)	(S)	(S)	(S)	(S)	(S)	(S)
Truck and air	36.0	28.6	19.8	5.0	—	—	—	(S)	43.9	39.9
Truck and rail	33.3	33.0	31.1	11.3	94.4	72.1	76.6	—	—	—
Truck and water	(S)	43.8	(S)	(S)	97.9	89.0	86.1	(S)	(S)	96.8
Truck and pipeline	—	—	—	—	—	—	—	—	—	—
Rail and water	—	—	—	—	—	—	—	—	—	—
Inland water and Great Lakes	—	—	—	—	—	—	—	—	—	—
Inland water and deep sea	(S)	(S)	(S)	(S)	—	—	—	—	—	—
Other Modes										
Other and unknown modes	15.8	16.8	15.2	13.9	28.7	14.0	14.5	41.5	29.5	27.6
STCC 40, WASTE OR SCRAP MATERIALS										
Total	8.3	13.1	6.9	5.5	11.8	15.9	17.2	16.5	23.8	28.3
Single Modes										
Parcel, U.S. Postal Service, or courier	(S)	32.2	34.5	(S)	(S)	48.2	48.6	(S)	66.3	66.3
Private truck	13.1	8.6	7.6	6.6	18.3	10.2	8.8	9.7	10.4	11.1
For-hire truck	15.9	24.6	13.9	7.9	26.7	33.7	33.7	33.9	37.7	43.9
Air	—	—	—	—	—	—	—	—	—	—
Rail	6.2	7.3	8.6	7.2	14.1	13.6	15.1	11.3	10.5	12.0
Inland water	17.4	13.3	19.8	9.2	(D)	(D)	(D)	(S)	(S)	(S)
Great Lakes	—	—	—	—	—	—	—	—	—	—
Deep sea water	—	—	—	—	—	—	—	—	—	—
Pipeline	—	—	—	—	—	—	—	—	—	—
Multiple Modes										
Private truck and for-hire truck	31.8	22.1	30.3	18.2	43.7	26.1	27.2	(S)	(S)	(S)
Truck and air	70.5	(S)	(S)	(S)	—	—	—	—	—	—
Truck and rail	(D)	(D)	(D)	(D)	(S)	(S)	(S)	100.0	(S)	100.0
Truck and water	25.3	28.5	46.2	23.8	(D)	(D)	(D)	(S)	(S)	(S)
Truck and pipeline	—	—	—	—	—	—	—	—	—	—
Rail and water	(D)	(D)	(D)	(D)	—	—	—	—	—	—
Inland water and Great Lakes	—	—	—	—	—	—	—	—	—	—
Inland water and deep sea	(D)	(D)	(D)	(D)	—	—	—	—	—	—
Other Modes										
Other and unknown modes	32.6	28.8	45.5	24.3	47.4	47.7	27.4	44.3	41.2	41.5

Table B-9. **Estimated Coefficients of Variation for Shipment Characteristics by Commodity and Mode of Transportation by Distance Shipped for the United States: 1993-**
Con.

STCC code, description, and mode of transportation	Total, all mileages				Less than 50 miles			50 to 99 miles		
	Value	Tons	Ton-miles	Average miles per shipment	Value	Tons	Ton-miles	Value	Tons	Ton-miles
STCC 41, MISCELLANEOUS FREIGHT SHIPMENT										
Total	10.3	12.9	9.7	8.8	7.4	14.4	17.2	15.5	31.4	30.2
Single Modes										
Parcel, U.S. Postal Service, or courier	18.8	14.7	20.0	8.5	43.5	26.3	20.4	14.7	14.2	14.3
Private truck	12.8	15.2	10.4	5.6	9.1	15.3	18.1	19.3	34.4	33.2
For-hire truck	16.4	15.4	18.8	13.4	32.1	24.7	28.6	40.3	29.4	29.5
Air	44.4	61.8	50.9	(S)	-	-	-	-	-	-
Rail	(S)	45.2	48.8	32.0	66.9	(S)	69.6	(D)	(D)	(D)
Inland water	-	-	-	-	-	-	-	-	-	-
Great Lakes	-	-	-	-	-	-	-	-	-	-
Deep sea water	-	-	-	-	-	-	-	-	-	-
Pipeline	-	-	-	-	-	-	-	-	-	-
Multiple Modes										
Private truck and for-hire truck	(D)	(D)	(D)	(D)	-	-	-	-	-	-
Truck and air	(S)	(S)	(S)	(S)	-	-	-	47.1	51.8	54.5
Truck and rail	30.1	39.6	39.1	18.8	-	-	-	(D)	(D)	(D)
Truck and water	(S)	(S)	(S)	(S)	-	-	-	-	-	-
Truck and pipeline	-	-	-	-	-	-	-	-	-	-
Rail and water	-	-	-	-	-	-	-	-	-	-
Inland water and Great Lakes	-	-	-	-	-	-	-	-	-	-
Inland water and deep sea	(D)	(D)	(D)	(D)	-	-	-	(D)	(D)	(D)
Other Modes										
Other and unknown modes	25.6	34.0	25.0	(S)	(S)	(S)	48.1	(S)	(S)	(S)
STCC 42, CONTAINERS, CARRIERS OR DEVICES, SHIPPING, RETURNED EMPTY										
Total	20.8	16.3	29.1	24.2	28.9	29.6	33.9	31.6	31.3	27.3
Single Modes										
Parcel, U.S. Postal Service, or courier	(D)	(D)	(D)	(D)	(D)	(D)	(D)	92.7	98.7	98.8
Private truck	(D)	(D)	(D)	(D)	(D)	(D)	(D)	33.3	38.0	33.4
For-hire truck	20.1	20.5	21.8	14.0	46.4	36.0	38.8	43.8	45.1	40.5
Air	100.0	100.0	100.0	(S)	-	-	-	-	-	-
Rail	(S)	(S)	(S)	(S)	(D)	(D)	(D)	(S)	(S)	100.0
Inland water	(D)	(D)	(D)	(D)	(D)	(D)	(D)	-	-	-
Great Lakes	-	-	-	-	-	-	-	-	-	-
Deep sea water	-	-	-	-	-	-	-	-	-	-
Pipeline	-	-	-	-	-	-	-	-	-	-
Multiple Modes										
Private truck and for-hire truck	-	-	-	-	-	-	-	-	-	-
Truck and air	(D)	(D)	(D)	(D)	-	-	-	(D)	(D)	(D)
Truck and rail	-	-	-	-	-	-	-	-	-	-
Truck and water	(D)	(D)	(D)	(D)	-	-	-	-	-	-
Truck and pipeline	-	-	-	-	-	-	-	-	-	-
Rail and water	-	-	-	-	-	-	-	-	-	-
Inland water and Great Lakes	-	-	-	-	-	-	-	-	-	-
Inland water and deep sea	-	-	-	-	-	-	-	-	-	-
Other Modes										
Other and unknown modes	(D)	(D)	(D)	(D)	(D)	(D)	(D)	(D)	(D)	(D)
STCC 48, WASTE HAZARDOUS MATERIALS OR WASTE HAZARDOUS SUBSTANCES										
Total	24.6	13.0	17.6	33.4	26.2	27.5	26.4	28.9	19.6	19.8
Single Modes										
Parcel, U.S. Postal Service, or courier	(D)	(D)	(D)	(D)	(S)	(S)	94.8	(S)	81.4	81.9
Private truck	(D)	(D)	(D)	(D)	(D)	(D)	(D)	42.3	35.4	35.7
For-hire truck	23.5	21.8	21.4	12.3	30.9	40.8	40.7	45.6	31.1	31.9
Air	-	-	-	-	-	-	-	-	-	-
Rail	43.9	41.2	37.6	22.3	-	-	-	-	-	-
Inland water	-	-	-	-	-	-	-	-	-	-
Great Lakes	-	-	-	-	-	-	-	-	-	-
Deep sea water	-	-	-	-	-	-	-	-	-	-
Pipeline	-	-	-	-	-	-	-	-	-	-

Table B-9. **Estimated Coefficients of Variation for Shipment Characteristics by Commodity and Mode of Transportation by Distance Shipped for the United States: 1993-**
 Con.

STCC code, description, and mode of transportation	Total, all mileages				Less than 50 miles			50 to 99 miles		
	Value	Tons	Ton-miles	Average miles per shipment	Value	Tons	Ton-miles	Value	Tons	Ton-miles
STCC 48, WASTE HAZARDOUS MATERIALS OR WASTE HAZARDOUS SUBSTANCES—Con.										
Multiple Modes										
Private truck and for-hire truck	(D)	(D)	(D)	(D)	—	—	—	—	—	—
Truck and air	(D)	(D)	(D)	(D)	—	—	—	—	—	—
Truck and rail	(D)	(D)	(D)	(D)	—	—	—	—	—	—
Truck and water	—	—	—	—	—	—	—	—	—	—
Truck and pipeline	—	—	—	—	—	—	—	—	—	—
Rail and water	—	—	—	—	—	—	—	—	—	—
Inland water and Great Lakes	—	—	—	—	—	—	—	—	—	—
Inland water and deep sea	—	—	—	—	—	—	—	—	—	—
Other Modes										
Other and unknown modes	(D)	(D)	(D)	(D)	(D)	(D)	(D)	(S)	(S)	100.0
COMMODITY UNKNOWN										
Total	13.1	12.1	22.9	9.8	13.0	14.2	13.2	14.0	13.5	15.3
Single Modes										
Parcel, U.S. Postal Service, or courier	11.3	12.6	16.6	11.8	20.7	20.4	23.1	37.1	(S)	(S)
Private truck	18.5	15.9	47.2	13.4	20.5	8.1	14.3	17.7	18.5	20.5
For-hire truck	22.8	17.5	16.1	7.6	13.1	24.2	21.4	26.9	24.9	24.8
Air	(S)	(S)	(S)	(S)	—	—	—	—	—	—
Rail	33.1	44.7	45.1	12.2	(D)	(D)	(D)	(S)	(S)	(S)
Inland water	(S)	(S)	(S)	(S)	(D)	(D)	(D)	(D)	(D)	(D)
Great Lakes	—	—	—	—	—	—	—	—	—	—
Deep sea water	—	—	—	—	—	—	—	—	—	—
Pipeline	—	—	—	—	—	—	—	—	—	—
Multiple Modes										
Private truck and for-hire truck	(S)	(S)	(S)	(S)	(S)	(S)	(S)	(S)	(S)	(S)
Truck and air	42.5	36.0	37.7	7.5	—	—	—	54.3	45.1	44.7
Truck and rail	(S)	(S)	(S)	(S)	—	—	—	—	—	—
Truck and water	(D)	(D)	(D)	(D)	—	—	—	(D)	(D)	(D)
Truck and pipeline	—	—	—	—	—	—	—	—	—	—
Rail and water	—	—	—	—	—	—	—	—	—	—
Inland water and Great Lakes	—	—	—	—	—	—	—	—	—	—
Inland water and deep sea	(D)	(D)	(D)	(D)	—	—	—	—	—	—
Other Modes										
Other and unknown modes	27.3	41.5	32.2	25.8	43.3	45.5	37.8	44.5	(S)	49.7

Table B-9. **Estimated Coefficients of Variation for Shipment Characteristics by Commodity and Mode of Transportation by Distance Shipped for the United States: 1993–**
Con.

STCC code, description, and mode of transportation	100 to 249 miles			250 to 499 miles			500 to 749 miles			750 to 999 miles		
	Value	Tons	Ton-miles	Value	Tons	Ton-miles	Value	Tons	Ton-miles	Value	Tons	Ton-miles
ALL COMMODITIES												
Total	2.1	3.7	4.1	1.9	3.4	3.8	1.8	5.3	5.6	1.5	4.7	5.4
Single Modes												
Parcel, U.S. Postal Service, or courier	2.3	1.8	1.7	2.2	2.9	3.0	3.7	2.9	2.9	2.8	3.7	3.7
Private truck	6.9	3.2	3.3	4.2	4.0	4.0	7.4	13.6	14.0	4.0	20.6	21.5
For-hire truck	1.5	2.8	2.7	2.0	1.0	1	2.2	1.4	1.4	2.8	1.6	1.7
Air	24.9	(S)	(S)	26.0	26.9	32.5	26.0	34.5	33.8	28.8	19.4	19.8
Rail	6.0	9.2	10.7	5.2	6.1	6.5	6.5	10.6	11.0	8.9	5.9	6.2
Inland water	18.8	15.4	13.6	16.0	18.2	19.3	25.4	21.4	22.3	24.7	33.2	33.7
Great Lakes	(S)	20.0	29.1	(D)	(D)	(D)	(D)	(D)	(D)	(D)	-	-
Deep sea water	(D)	(D)	(D)	(D)	(D)	(D)	(D)	(D)	(D)	(S)	100.0	100.0
Pipeline	(S)	(S)	(S)	(S)	(S)	(S)	(S)	(S)	(S)	(D)	(D)	(D)
Multiple Modes												
Private truck and for-hire truck	(S)	16.8	16.3	40.2	44.0	48.0	15.1	41.2	42.7	46.2	27.5	27.6
Truck and air	11.8	34.6	42.3	10.9	14.5	14.0	9.2	16.0	16.0	23.1	13.7	14.4
Truck and rail	22.8	16.3	15.6	14.9	15.8	15.3	16.0	12.5	15.5	13.0	16.4	18.1
Truck and water	14.7	12.2	17.9	43.0	(S)	(S)	29.6	44.6	37.5	29.6	30.4	31.7
Truck and pipeline	(D)	(D)	(D)	-	-	-	(S)	(S)	(S)	(S)	(S)	(S)
Rail and water	17.4	18.2	23.2	26.8	31.2	28.9	31.0	38.5	37.3	(D)	(D)	(D)
Inland water and Great Lakes	-	-	-	(S)	37.2	38.0	(S)	(S)	(S)	46.7	38.9	39.0
Inland water and deep sea	32.4	28.4	30.5	32.4	32.9	34.1	27.1	(S)	46.2	28.0	38.5	42.6
Other Modes												
Other and unknown modes	7.4	33.6	30.6	11.2	28.6	26.5	8.9	15.9	15.4	9.6	17.0	20.1
STCC 01, FARM PRODUCTS												
Total	8.1	8.1	10.1	7.8	8.9	10.1	11.6	14.8	17.2	18.9	25.7	28.2
Single Modes												
Parcel, U.S. Postal Service, or courier	17.0	13.5	14.6	33.6	34.3	32.1	10.7	20.2	20.5	16.6	34.1	34.6
Private truck	6.6	6.8	9.6	15.7	27.8	25.5	22.2	27.3	28.5	(S)	(S)	(S)
For-hire truck	14.3	12.3	12.1	12.4	13.0	12.6	12.0	16.5	15.7	8.0	10.2	10.0
Air	(S)	(S)	(S)	(D)	(D)	(D)	(D)	(D)	(D)	(S)	100.0	100.0
Rail	20.5	13.1	15.8	12.1	12.9	13.2	12.8	9.6	9.4	11.9	10.8	10.3
Inland water	43.4	41.2	41.9	34.5	40.1	44.9	31.4	31.3	32.7	47.5	45.4	46.6
Great Lakes	-	-	-	-	-	-	(S)	(S)	(S)	-	-	-
Deep sea water	-	-	-	-	-	-	-	-	-	-	-	-
Pipeline	-	-	-	-	-	-	-	-	-	-	-	-
Multiple Modes												
Private truck and for-hire truck	(S)	(S)	(S)	46.8	44.4	44.0	21.6	20.8	20.8	(S)	(S)	(S)
Truck and air	(S)	26.4	30.5	35.3	31.6	33.6	41.1	40.7	39.1	47.7	34.8	32.2
Truck and rail	43.5	49.8	(S)	(S)	(S)	(S)	48.8	47.9	47.7	(S)	(S)	(S)
Truck and water	(S)	(S)	(S)	(S)	(S)	(S)	43.5	44.2	44.2	(S)	(S)	(S)
Truck and pipeline	-	-	-	-	-	-	-	-	-	-	-	-
Rail and water	-	-	-	(D)	(D)	(D)	(D)	(D)	(D)	(S)	(S)	(S)
Inland water and Great Lakes	-	-	-	-	-	-	(S)	(S)	(S)	(S)	(S)	(S)
Inland water and deep sea	(S)	(S)	(S)	(S)	(S)	(S)	-	-	-	-	-	-
Other Modes												
Other and unknown modes	22.1	24.9	20.4	42.0	(S)	(S)	35.1	(S)	(S)	(S)	(S)	(S)
STCC 08, FOREST PRODUCTS												
Total	29.3	27.2	25.5	35.4	23.0	23.1	(S)	31.2	30.9	(S)	49.8	48.4
Single Modes												
Parcel, U.S. Postal Service, or courier	(D)	(D)	(D)	(D)	(D)	(D)	(D)	(D)	(D)	66.5	49.3	47.9
Private truck	12.3	28.7	27.0	(S)	35.1	33.1	(S)	36.9	39.7	(S)	(S)	(S)
For-hire truck	38.5	34.0	30.7	26.3	28.7	29.0	(S)	44.1	43.5	(S)	46.3	45.4
Air	-	-	-	-	-	-	-	-	-	-	-	-
Rail	(D)	(D)	(D)	(D)	(D)	(D)	(D)	(D)	(D)	-	-	-
Inland water	-	-	-	-	-	-	-	-	-	-	-	-
Great Lakes	-	-	-	-	-	-	-	-	-	-	-	-
Deep sea water	-	-	-	-	-	-	-	-	-	-	-	-
Pipeline	-	-	-	-	-	-	-	-	-	-	-	-

Table B-9. **Estimated Coefficients of Variation for Shipment Characteristics by Commodity and Mode of Transportation by Distance Shipped for the United States: 1993—**
Con.

STCC code, description, and mode of transportation	100 to 249 miles			250 to 499 miles			500 to 749 miles			750 to 999 miles		
	Value	Tons	Ton-miles	Value	Tons	Ton-miles	Value	Tons	Ton-miles	Value	Tons	Ton-miles
STCC 08, FOREST PRODUCTS—Con.												
Multiple Modes												
Private truck and for-hire truck	—	—	—	—	—	—	—	—	—	—	—	—
Truck and air	—	—	—	—	—	—	(D)	(D)	(D)	—	—	—
Truck and rail	—	—	—	—	—	—	—	—	—	—	—	—
Truck and water	—	—	—	—	—	—	—	—	—	—	—	—
Truck and pipeline	—	—	—	—	—	—	—	—	—	—	—	—
Rail and water	—	—	—	—	—	—	—	—	—	—	—	—
Inland water and Great Lakes	—	—	—	—	—	—	—	—	—	—	—	—
Inland water and deep sea	—	—	—	—	—	—	—	—	—	—	—	—
Other Modes												
Other and unknown modes	45.3	(S)	(S)	(S)	(S)	(S)	(D)	(D)	(D)	(S)	(S)	(S)
STCC 09, FRESH FISH OR OTHER MARINE PRODUCTS												
Total	18.3	26.2	27.3	15.5	17.5	17.9	10.5	47.0	(S)	33.5	29.6	29.0
Single Modes												
Parcel, U.S. Postal Service, or courier	(S)	(S)	(S)	(S)	(S)	(S)	43.4	43.1	41.9	27.6	37.3	38.1
Private truck	26.5	40.1	43.2	22.6	25.1	24.8	17.9	(S)	(S)	33.5	26.7	26.3
For-hire truck	27.6	35.8	38.6	22.4	23.3	22.2	18.1	20.5	22.7	13.9	12.7	12.7
Air	(S)	88.0	84.8	(D)	(D)	(D)	(D)	(D)	(D)	(S)	58.9	59.4
Rail	—	—	—	—	—	—	(D)	(D)	(D)	(D)	(D)	(D)
Inland water	—	—	—	—	—	—	—	—	—	(S)	(S)	(S)
Great Lakes	—	—	—	—	—	—	—	—	—	—	—	—
Deep sea water	—	—	—	(D)	(D)	(D)	(D)	(D)	(D)	—	—	—
Pipeline	—	—	—	—	—	—	—	—	—	—	—	—
Multiple Modes												
Private truck and for-hire truck	49.3	(S)	74.1	(S)	(S)	(S)	(D)	(D)	(D)	(D)	(D)	(D)
Truck and air	38.5	20.8	22.3	45.9	31.7	30.9	35.9	29.4	29.3	22.9	23.8	25.1
Truck and rail	—	—	—	—	—	—	—	—	—	—	—	—
Truck and water	(S)	(S)	(S)	(D)	(D)	(D)	(D)	(D)	(D)	(S)	(S)	(S)
Truck and pipeline	—	—	—	—	—	—	—	—	—	—	—	—
Rail and water	—	—	—	—	—	—	—	—	—	—	—	—
Inland water and Great Lakes	—	—	—	—	—	—	—	—	—	—	—	—
Inland water and deep sea	—	—	—	—	—	—	—	—	—	(S)	(S)	(S)
Other Modes												
Other and unknown modes	(S)	(S)	(S)	36.1	37.2	38.0	(S)	(S)	(S)	44.6	48.4	48.8
STCC 10, METALLIC ORES												
Total	18.6	(S)	(S)	24.2	43.3	48.5	31.3	32.2	33.3	28.6	45.6	48.4
Single Modes												
Parcel, U.S. Postal Service, or courier	25.7	28.6	30.6	(S)	29.5	27.6	49.9	52.2	51.9	(D)	(D)	(D)
Private truck	34.6	(S)	(S)	(S)	(S)	(S)	45.4	(S)	(S)	(S)	44.8	44.8
For-hire truck	29.3	30.4	34.8	37.7	26.0	22.8	32.3	(S)	(S)	29.5	25.5	25.6
Air	—	—	—	—	—	—	—	—	—	—	—	—
Rail	35.2	40.1	38.6	26.5	22.2	21.8	34.6	46.2	45.8	39.8	26.7	30.9
Inland water	(D)	(D)	(D)	(D)	(D)	(D)	—	—	—	—	—	—
Great Lakes	—	—	—	(D)	(D)	(D)	(D)	(D)	(D)	—	—	—
Deep sea water	—	—	—	—	—	—	—	—	—	—	—	—
Pipeline	—	—	—	—	—	—	—	—	—	—	—	—
Multiple Modes												
Private truck and for-hire truck	—	—	—	—	—	—	—	—	—	—	—	—
Truck and air	(D)	(D)	(D)	(S)	97.2	97.6	(S)	58.9	59.5	72.7	82.7	79.9
Truck and rail	(S)	(S)	(S)	(S)	(S)	(S)	(S)	(S)	(S)	(D)	(D)	(D)
Truck and water	36.5	38.4	38.2	(S)	47.6	47.6	(S)	(S)	(S)	(S)	(S)	(S)
Truck and pipeline	—	—	—	—	—	—	—	—	—	—	—	—
Rail and water	—	—	—	(D)	(D)	(D)	(S)	(S)	(S)	(D)	(D)	(D)
Inland water and Great Lakes	—	—	—	—	—	—	(D)	(D)	(D)	—	—	—
Inland water and deep sea	—	—	—	—	—	—	—	—	—	—	—	—
Other Modes												
Other and unknown modes	(S)	(S)	(S)	(S)	(S)	(S)	(D)	(D)	(D)	(D)	(D)	(D)

Table B-9. **Estimated Coefficients of Variation for Shipment Characteristics by Commodity and Mode of Transportation by Distance Shipped for the United States: 1993-**
Con.

STCC code, description, and mode of transportation	100 to 249 miles			250 to 499 miles			500 to 749 miles			750 to 999 miles		
	Value	Tons	Ton-miles	Value	Tons	Ton-miles	Value	Tons	Ton-miles	Value	Tons	Ton-miles
STCC 11, COAL												
Total	8.9	9.1	10.9	9.8	8.9	9.6	14.9	12.1	11.4	19.7	10.6	11.2
Single Modes												
Parcel, U.S. Postal Service, or courier	(D)	(D)	(D)	100.0	100.0	100.0	-	-	-	100.0	100.0	100.0
Private truck	37.8	47.0	41.7	(D)	(D)	(D)	(S)	(S)	(S)	100.0	100.0	100.0
For-hire truck	6.7	8.7	9.0	18.6	25.0	22.8	(S)	(S)	(S)	-	(S)	(S)
Air	-	-	-	-	-	-	-	-	-	-	-	-
Rail	13.4	13.0	14.4	12.3	10.8	11.8	15.5	13.7	13.6	21.4	10.4	10.8
Inland water	13.6	14.0	18.4	22.3	22.9	22.6	32.9	33.0	35.3	(S)	(S)	(S)
Great Lakes	-	-	-	-	-	-	-	-	-	-	-	-
Deep sea water	-	-	-	-	-	-	-	-	-	-	-	-
Pipeline	-	-	-	-	-	-	-	-	-	-	-	-
Multiple Modes												
Private truck and for-hire truck	-	-	-	-	-	-	-	-	-	-	-	-
Truck and air	-	-	-	-	-	-	-	-	-	-	-	-
Truck and rail	(D)	(D)	(D)	25.0	23.8	22.2	(S)	(S)	(S)	(D)	(D)	(D)
Truck and water	8.8	11.1	11.2	37.4	36.2	36.4	49.2	46.3	(S)	(S)	(S)	(S)
Truck and pipeline	-	-	-	-	-	-	-	-	-	-	-	-
Rail and water	18.9	19.6	25.4	41.8	45.8	40.8	46.1	44.5	44.9	43.5	(S)	(S)
Inland water and Great Lakes	-	-	-	(D)	(D)	(D)	-	-	-	-	-	-
Inland water and deep sea	-	-	-	-	-	-	35.7	37.4	35.5	-	-	-
Other Modes												
Other and unknown modes	27.9	27.2	24.5	41.7	40.4	41.4	(S)	(S)	(S)	(D)	(D)	(D)
STCC 13, CRUDE PETROLEUM, NATURAL GAS, OR GASOLINE												
Total	(S)	(S)	(S)	(S)	(S)	(S)	(S)	(S)	(S)	(S)	(S)	(S)
Single Modes												
Parcel, U.S. Postal Service, or courier	(D)	(D)	(D)	(D)	(D)	(D)	-	-	-	96.9	57.4	56.2
Private truck	(S)	(S)	(S)	(S)	(S)	(S)	(S)	(S)	(S)	(S)	(S)	(S)
For-hire truck	(S)	(S)	(S)	(S)	(S)	(S)	(D)	(D)	(D)	(S)	(S)	(S)
Air	-	-	-	-	-	-	-	-	-	-	-	-
Rail	(D)	(D)	(D)	-	-	-	(D)	(D)	(D)	-	-	-
Inland water	(D)	(D)	(D)	(S)	(S)	(S)	(D)	(D)	(D)	-	-	-
Great Lakes	-	-	-	-	-	-	-	-	-	-	-	-
Deep sea water	-	-	-	-	-	-	-	-	-	-	-	-
Pipeline	(S)	(S)	(S)	-	-	-	-	-	-	-	-	-
Multiple Modes												
Private truck and for-hire truck	(S)	(S)	(S)	-	-	-	-	-	-	-	-	-
Truck and air	-	-	-	-	-	-	-	-	-	-	-	-
Truck and rail	-	-	-	-	-	-	-	-	-	-	-	-
Truck and water	(D)	(D)	(D)	(D)	(D)	(D)	-	-	-	-	-	-
Truck and pipeline	-	-	-	-	-	-	-	-	-	-	-	-
Rail and water	-	-	-	-	-	-	-	-	-	-	-	-
Inland water and Great Lakes	-	-	-	-	-	-	-	-	-	-	-	-
Inland water and deep sea	-	-	-	(D)	(D)	(D)	-	-	-	-	-	-
Other Modes												
Other and unknown modes	(S)	(S)	(S)	(S)	(S)	(S)	(D)	(D)	(D)	(S)	(S)	(S)
STCC 14, NONMETALLIC MINERALS												
Total	9.5	6.3	7.1	11.4	15.0	13.7	25.8	30.1	27.4	22.4	26.7	25.5
Single Modes												
Parcel, U.S. Postal Service, or courier	(S)	38.9	38.6	(S)	30.2	33.5	(S)	(S)	(S)	(S)	(S)	(S)
Private truck	18.6	17.1	17.5	27.7	37.8	42.8	25.6	(S)	(S)	36.6	(S)	(S)
For-hire truck	9.6	9.8	9.8	11.2	12.8	12.6	11.7	19.7	21.7	6.3	35.4	32.4
Air	-	-	-	-	-	-	-	-	-	-	-	-
Rail	9.6	14.0	12.2	11.8	28.7	23.3	26.5	18.9	18.4	36.1	27.7	27.1
Inland water	35.6	35.0	33.9	(S)	42.7	37.0	(S)	(S)	(S)	(S)	40.4	39.6
Great Lakes	28.2	27.8	27.4	(D)	(D)	(D)	-	-	-	-	-	-
Deep sea water	97.4	95.4	95.4	-	-	-	-	-	-	-	-	-
Pipeline	-	-	-	-	-	-	-	-	-	-	-	-

Table B-9. **Estimated Coefficients of Variation for Shipment Characteristics by Commodity and Mode of Transportation by Distance Shipped for the United States: 1993—**
Con.

STCC code, description, and mode of transportation	100 to 249 miles			250 to 499 miles			500 to 749 miles			750 to 999 miles		
	Value	Tons	Ton-miles	Value	Tons	Ton-miles	Value	Tons	Ton-miles	Value	Tons	Ton-miles
STCC 14, NONMETALLIC MINERALS—Con.												
Multiple Modes												
Private truck and for-hire truck	(D)	(D)	(D)	—	—	—	—	—	—	—	—	—
Truck and air	(D)	(D)	(D)	(D)	(D)	(D)	(D)	(D)	(D)	100.0	100.0	100.0
Truck and rail	(D)	(D)	(D)	(D)	(D)	(D)	43.0	46.3	43.1	(S)	(S)	(S)
Truck and water	32.8	31.2	32.4	41.2	49.1	48.8	(S)	(S)	(S)	—	—	—
Truck and pipeline	—	—	—	—	—	—	—	—	—	—	—	—
Rail and water	—	—	—	(D)	(D)	(D)	(D)	(D)	(D)	—	—	—
Inland water and Great Lakes	—	—	—	—	—	—	(D)	(D)	(D)	(S)	(S)	(S)
Inland water and deep sea	—	—	—	—	—	—	(D)	(D)	(D)	—	—	—
Other Modes												
Other and unknown modes	25.8	25.6	24.6	29.3	37.9	33.5	25.8	43.5	46.0	41.1	49.0	49.3
STCC 19, ORDNANCE OR ACCESSORIES												
Total	23.6	42.4	32.5	20.0	19.0	18.0	12.8	13.7	14.0	37.8	26.2	27.2
Single Modes												
Parcel, U.S. Postal Service, or courier	13.5	19.2	19.1	11.3	15.4	14.7	16.1	12.8	12.2	16.7	16.5	16.5
Private truck	38.0	(S)	(S)	35.7	30.2	27.4	(S)	(S)	(S)	(S)	89.0	89.3
For-hire truck	42.7	11.6	12.0	26.3	22.6	20.6	20.0	21.4	21.9	41.0	31.4	33.0
Air	(D)	(D)	(D)	(S)	100.0	100.0	(D)	(D)	(D)	(D)	(D)	(D)
Rail	(S)	(S)	(S)	38.7	42.0	45.7	(S)	(S)	(S)	(S)	(S)	(S)
Inland water	—	—	—	—	—	—	—	—	—	—	—	—
Great Lakes	—	—	—	—	—	—	—	—	—	—	—	—
Deep sea water	—	—	—	—	—	—	—	—	—	—	—	—
Pipeline	—	—	—	—	—	—	—	—	—	—	—	—
Multiple Modes												
Private truck and for-hire truck	(D)	(D)	(D)	—	—	—	—	—	—	(D)	(D)	(D)
Truck and air	(D)	(D)	(D)	32.6	41.9	46.6	(D)	(D)	(D)	49.9	39.8	40.7
Truck and rail	—	—	—	—	—	—	—	—	—	—	—	—
Truck and water	—	—	—	100.0	100.0	100.0	—	—	—	—	—	—
Truck and pipeline	—	—	—	—	—	—	—	—	—	—	—	—
Rail and water	—	—	—	—	—	—	—	—	—	—	—	—
Inland water and Great Lakes	—	—	—	—	—	—	—	—	—	—	—	—
Inland water and deep sea	—	—	—	—	—	—	—	—	—	—	—	—
Other Modes												
Other and unknown modes	(S)	(S)	(S)	48.9	48.5	46.9	(S)	(S)	(S)	(D)	(D)	(D)
STCC 20, FOOD OR KINDRED PRODUCTS												
Total	2.8	2.2	2.4	2.8	2.9	2.9	2.8	4.5	4.7	2.7	5.3	5.7
Single Modes												
Parcel, U.S. Postal Service, or courier	15.8	14.8	14.2	27.7	19.5	16.7	37.5	26.0	24.8	30.9	25.6	24.4
Private truck	4.2	3.4	3.2	3.9	4.6	4.1	6.0	3.9	4.1	6.9	5.2	5.2
For-hire truck	4.1	3.5	3.6	3.0	3.0	2.9	3.2	2.3	2.3	2.4	3.2	3.3
Air	95.5	71.9	72.0	87.5	95.0	96.6	(S)	80.3	(S)	(D)	(D)	(D)
Rail	10.1	11.4	11.9	5.8	5.8	5.6	4.8	8.3	8.5	8.5	9.4	9.5
Inland water	(S)	(S)	(S)	(S)	(S)	(S)	32.9	37.0	37.0	(S)	(S)	(S)
Great Lakes	—	—	—	—	—	—	—	—	—	—	—	—
Deep sea water	—	—	—	—	—	—	(S)	(S)	(S)	—	—	—
Pipeline	—	—	—	—	—	—	—	—	—	—	—	—
Multiple Modes												
Private truck and for-hire truck	18.0	28.1	23.0	26.1	24.3	24.0	17.5	17.2	15.7	43.5	48.8	49.0
Truck and air	17.0	22.0	21.7	26.2	29.1	27.5	20.7	31.6	29.2	31.5	29.1	31.1
Truck and rail	(S)	(S)	(S)	36.4	27.1	27.7	30.1	37.5	38.2	22.7	20.5	21.7
Truck and water	34.7	45.9	44.3	(S)	(S)	(S)	(S)	(S)	(S)	(S)	(S)	(S)
Truck and pipeline	—	—	—	—	—	—	—	—	—	—	—	—
Rail and water	—	—	—	—	—	—	—	—	—	(D)	(D)	(D)
Inland water and Great Lakes	—	—	—	—	—	—	—	—	—	—	—	—
Inland water and deep sea	44.1	(S)	(S)	(S)	(S)	(S)	(S)	(S)	(S)	(S)	(S)	(S)
Other Modes												
Other and unknown modes	13.1	16.6	18.4	12.6	21.6	22.6	14.7	12.2	12.2	19.2	19.5	21.1

Table B-9. **Estimated Coefficients of Variation for Shipment Characteristics by Commodity and Mode of Transportation by Distance Shipped for the United States: 1993-**
Con.

STCC code, description, and mode of transportation	100 to 249 miles			250 to 499 miles			500 to 749 miles			750 to 999 miles		
	Value	Tons	Ton-miles	Value	Tons	Ton-miles	Value	Tons	Ton-miles	Value	Tons	Ton-miles
STCC 21, TOBACCO PRODUCTS, EXCLUDING INSECTICIDES												
Total	14.1	15.3	17.8	9.7	7.4	7.6	19.0	14.6	15.7	26.0	21.7	24.3
Single Modes												
Parcel, U.S. Postal Service, or courier	44.9	25.3	27.1	26.4	20.6	20.9	32.8	21.8	22.4	31.8	34.9	35.5
Private truck	15.7	27.2	33.4	44.7	43.0	44.2	(S)	(S)	(S)	(S)	(S)	(S)
For-hire truck	16.3	10.8	10.9	13.9	12.9	13.2	(D)	(D)	(D)	21.8	18.0	18.1
Air	-	-	-	-	-	-	-	-	-	-	-	-
Rail	-	-	-	(S)	100.0	100.0	(S)	(S)	(S)	(D)	(D)	(D)
Inland water	-	-	-	-	-	-	-	-	-	-	-	-
Great Lakes	-	-	-	-	-	-	-	-	-	-	-	-
Deep sea water	-	-	-	-	-	-	-	-	-	-	-	-
Pipeline	-	-	-	-	-	-	-	-	-	-	-	-
Multiple Modes												
Private truck and for-hire truck	41.6	41.6	43.3	44.2	(S)	(S)	(S)	(S)	(S)	(D)	(D)	(D)
Truck and air	100.0	100.0	100.0	(D)	(D)	(D)	-	-	-	(S)	100.0	100.0
Truck and rail	(S)	(S)	100.0	(S)	(S)	(S)	-	-	-	-	-	-
Truck and water	-	-	-	(S)	(S)	(S)	-	-	-	-	-	-
Truck and pipeline	-	-	-	-	-	-	-	-	-	-	-	-
Rail and water	-	-	-	-	-	-	-	-	-	-	-	-
Inland water and Great Lakes	-	-	-	-	-	-	-	-	-	-	-	-
Inland water and deep sea	-	-	-	-	-	-	-	-	-	-	-	-
Other Modes												
Other and unknown modes	35.1	37.8	40.0	(D)	(D)	(D)	(D)	(D)	(D)	(S)	(S)	(S)
STCC 22, TEXTILE MILL PRODUCTS												
Total	3.9	3.4	3.7	3.5	3.3	3.4	13.1	13.8	14.2	8.2	6.5	6.3
Single Modes												
Parcel, U.S. Postal Service, or courier	11.2	6.8	7.0	10.7	9.8	9.6	22.7	10.4	10.6	9.5	12.4	12.7
Private truck	5.0	4.7	5.0	6.3	7.9	7.6	7.9	10.6	10.7	13.2	12.8	12.8
For-hire truck	6.4	5.5	5.5	5.2	4.6	4.7	17.0	15.7	16.2	10.6	7.6	7.4
Air	(D)	(D)	(D)	79.0	99.8	99.8	(D)	(D)	(D)	(D)	(D)	(D)
Rail	(S)	(S)	(S)	(S)	(S)	(S)	47.4	(S)	(S)	(D)	(D)	(D)
Inland water	-	-	-	-	-	-	-	-	-	-	-	-
Great Lakes	-	-	-	-	-	-	-	-	-	-	-	-
Deep sea water	-	-	-	-	-	-	-	-	-	-	-	-
Pipeline	-	-	-	-	-	-	-	-	-	-	-	-
Multiple Modes												
Private truck and for-hire truck	36.0	37.3	39.3	34.0	36.0	37.0	37.3	41.7	39.7	39.6	34.0	34.4
Truck and air	20.0	24.4	28.8	33.2	33.4	32.3	46.1	22.4	22.6	41.3	33.4	33.0
Truck and rail	(D)	(D)	(D)	(S)	(S)	72.8	(D)	(D)	(D)	(D)	(D)	(D)
Truck and water	(S)	(S)	(S)	(S)	(S)	(S)	-	-	-	(S)	100.0	100.0
Truck and pipeline	-	-	-	-	-	-	-	-	-	-	-	-
Rail and water	-	-	-	-	-	-	-	-	-	-	-	-
Inland water and Great Lakes	-	-	-	-	-	-	-	-	-	-	-	-
Inland water and deep sea	-	-	-	(S)	(S)	100.0	-	-	-	(D)	(D)	(D)
Other Modes												
Other and unknown modes	40.0	15.3	15.0	34.0	29.0	25.5	24.9	20.9	20.8	43.9	31.1	30.7
STCC 23, APPAREL OR OTHER FINISHED TEXTILE PRODUCTS												
Total	10.5	13.7	15.8	14.4	16.8	18.3	10.5	12.1	12.3	9.9	12.8	13.4
Single Modes												
Parcel, U.S. Postal Service, or courier	7.9	4.2	5.3	7.3	6.9	7.7	7.4	7.1	6.9	6.6	5.2	5.1
Private truck	23.8	23.7	24.3	17.9	11.1	11.0	26.1	23.9	22.8	15.9	12.2	11.3
For-hire truck	8.8	12.2	15.2	16.3	19.5	21.3	12.3	13.9	14.3	12.0	16.2	17.1
Air	41.1	41.0	35.8	52.0	57.1	57.5	(S)	89.5	89.1	79.6	95.3	95.9
Rail	(S)	92.7	88.9	(S)	(S)	(S)	31.6	34.1	33.2	(S)	(S)	(S)
Inland water	-	-	-	(S)	100.0	100.0	-	-	-	-	-	-
Great Lakes	-	-	-	-	-	-	-	-	-	-	-	-
Deep sea water	(S)	100.0	100.0	-	-	-	-	-	-	-	-	-
Pipeline	-	-	-	-	-	-	-	-	-	-	-	-

Table B-9. **Estimated Coefficients of Variation for Shipment Characteristics by Commodity and Mode of Transportation by Distance Shipped for the United States: 1993—**
Con.

STCC code, description, and mode of transportation	100 to 249 miles			250 to 499 miles			500 to 749 miles			750 to 999 miles		
	Value	Tons	Ton-miles	Value	Tons	Ton-miles	Value	Tons	Ton-miles	Value	Tons	Ton-miles
STCC 23, APPAREL OR OTHER FINISHED TEXTILE PRODUCTS—Con.												
Multiple Modes												
Private truck and for-hire truck	(D)	(D)	(D)	40.7	(S)	(S)	41.5	43.2	40.3	40.1	40.8	40.0
Truck and air	30.1	31.3	31.5	(S)	38.0	37.7	19.5	26.0	25.6	17.1	20.7	22.5
Truck and rail	—	—	—	(S)	98.9	99.0	(S)	(S)	(S)	68.1	74.8	75.7
Truck and water	(D)	(D)	(D)	(S)	100.0	100.0	80.8	90.2	95.6	(S)	(S)	(S)
Truck and pipeline	—	—	—	—	—	—	—	—	—	—	—	—
Rail and water	—	—	—	—	—	—	—	—	—	—	—	—
Inland water and Great Lakes	—	—	—	—	—	—	—	—	—	—	—	—
Inland water and deep sea.....	(D)	(D)	(D)	—	—	—	—	—	—	—	—	—
Other Modes												
Other and unknown modes	16.5	39.2	42.9	36.3	21.7	20.0	24.3	28.1	27.7	23.9	31.5	32.7
STCC 24, LUMBER OR WOOD PRODUCTS, EXCLUDING FURNITURE												
Total	2.6	6.9	7.3	2.4	5.8	6.7	4.1	5.7	5.8	8.0	9.8	10.7
Single Modes												
Parcel, U.S. Postal Service, or courier	36.4	40.1	39.4	21.1	19.4	18.0	34.4	23.3	23.0	7.9	5.3	5.4
Private truck	2.1	5.7	6.0	2.8	6.4	6.4	10.4	15.6	15.1	10.1	7.2	7.3
For-hire truck	5.3	14.6	15.6	3.8	6.2	5.8	7.0	4.3	4.2	10.9	20.1	22.4
Air	100.0	100.0	100.0	(D)	(D)	(D)	(D)	(D)	(D)	—	—	—
Rail	11.2	19.0	18.4	6.0	29.3	30.8	7.7	7.3	7.8	10.1	7.2	8.0
Inland water	(S)	(S)	(S)	(S)	(S)	(S)	(S)	(S)	(S)	100.0	(S)	(S)
Great Lakes	—	—	—	—	—	—	—	—	—	—	—	—
Deep sea water	—	—	—	—	—	—	—	—	—	—	—	—
Pipeline	—	—	—	—	—	—	—	—	—	—	—	—
Multiple Modes												
Private truck and for-hire truck	28.4	46.1	44.5	16.4	22.9	21.9	(S)	45.7	45.7	47.7	(S)	(S)
Truck and air	42.3	51.2	58.2	(D)	(D)	(D)	29.5	32.7	32.0	21.5	26.1	24.6
Truck and rail	25.1	34.0	29.0	21.9	40.4	37.2	17.6	29.5	28.0	21.7	28.3	27.5
Truck and water	34.0	45.0	(S)	44.9	48.2	42.5	28.5	33.2	32.3	40.4	(S)	44.7
Truck and pipeline	—	—	—	—	—	—	—	—	—	—	—	—
Rail and water	—	—	—	(D)	(D)	(D)	—	—	—	—	—	—
Inland water and Great Lakes	—	—	—	—	—	—	—	—	—	—	—	—
Inland water and deep sea.....	(S)	(S)	(S)	(D)	(D)	(D)	(D)	(D)	(D)	(S)	(S)	(S)
Other Modes												
Other and unknown modes	32.6	43.3	42.7	21.7	39.4	37.4	26.3	37.0	35.4	18.8	22.7	23.6
STCC 25, FURNITURE OR FIXTURES												
Total	13.1	13.1	12.0	4.1	3.3	3.2	4.2	3.8	3.8	6.1	6.1	6.1
Single Modes												
Parcel, U.S. Postal Service, or courier	7.8	7.9	8.3	11.4	19.4	19.9	16.4	23.0	19.8	12.0	24.1	26.8
Private truck	13.5	7.5	7.8	6.2	6.2	6.2	12.6	9.3	9.7	15.8	12.5	12.7
For-hire truck	20.3	20.0	18.6	4.7	4.5	4.3	6.4	4.5	4.7	5.5	6.4	6.3
Air	(D)	(D)	(D)	(D)	(D)	(D)	(D)	(D)	(D)	100.0	100.0	100.0
Rail	(D)	(D)	(D)	32.7	47.1	(S)	26.8	29.7	30.0	19.5	21.2	20.8
Inland water	(D)	(D)	(D)	—	—	—	—	—	—	—	—	—
Great Lakes	—	—	—	—	—	—	—	—	—	—	—	—
Deep sea water	100.0	100.0	100.0	—	—	—	—	—	—	—	—	—
Pipeline	—	—	—	—	—	—	—	—	—	—	—	—
Multiple Modes												
Private truck and for-hire truck	(S)	(S)	(S)	32.2	35.0	37.5	(D)	(D)	(D)	48.3	48.8	49.9
Truck and air	35.2	31.2	29.5	(D)	(D)	(D)	32.9	(S)	(S)	22.9	32.2	30.2
Truck and rail	(S)	(S)	63.9	41.1	(S)	(S)	(D)	(D)	(D)	27.7	42.9	42.7
Truck and water	(S)	60.4	50.1	(D)	(D)	(D)	—	—	—	—	—	—
Truck and pipeline	—	—	—	—	—	—	—	—	—	—	—	—
Rail and water	—	—	—	—	—	—	—	—	—	—	—	—
Inland water and Great Lakes	—	—	—	—	—	—	—	—	—	—	—	—
Inland water and deep sea.....	(D)	(D)	(D)	—	—	—	(D)	(D)	(D)	—	—	—
Other Modes												
Other and unknown modes	15.5	18.4	17.9	21.8	29.7	30.8	22.9	22.3	24.7	30.7	33.6	34.3

**Table B-9. Estimated Coefficients of Variation for Shipment Characteristics by Commodity and Mode of Transportation by Distance Shipped for the United States: 1993-
Con.**

STCC code, description, and mode of transportation	100 to 249 miles			250 to 499 miles			500 to 749 miles			750 to 999 miles		
	Value	Tons	Ton-miles	Value	Tons	Ton-miles	Value	Tons	Ton-miles	Value	Tons	Ton-miles
STCC 26, PULP, PAPER, OR ALLIED PRODUCTS												
Total	2.3	3.8	4.1	1.7	2.8	3.2	3.1	1.8	1.9	3.8	2.7	2.7
Single Modes												
Parcel, U.S. Postal Service, or courier	11.0	8.0	8.1	15.5	12.3	11.8	9.4	14.0	14.6	8.8	11.2	10.9
Private truck	4.3	5.2	5.1	7.4	15.5	14.4	8.9	9.6	9.7	7.5	10.0	10.9
For-hire truck	2.5	4.0	4.1	2.9	2.6	2.5	4.0	2.6	2.8	6.4	5.9	5.9
Air	44.9	66.0	67.2	(D)	(D)	(D)	83.2	99.4	99.5	81.9	91.1	92.8
Rail	6.7	9.4	9.4	7.3	7.2	7.3	3.9	4.3	3.9	5.9	5.4	5.6
Inland water	(S)	(S)	(S)	-	-	-	(S)	(S)	(S)	(S)	(S)	(S)
Great Lakes	-	-	-	-	-	-	-	-	-	-	-	-
Deep sea water	-	-	-	-	-	-	-	-	-	-	-	-
Pipeline	-	-	-	-	-	-	-	-	-	-	-	-
Multiple Modes												
Private truck and for-hire truck	(S)	(S)	(S)	(S)	(S)	(S)	(S)	(S)	(S)	(S)	(S)	(S)
Truck and air	31.8	44.3	46.6	33.5	28.3	27.0	(S)	(S)	(S)	48.8	26.1	28.2
Truck and rail	19.5	17.5	16.9	20.5	23.3	23.6	21.2	22.6	22.9	28.2	23.3	23.1
Truck and water	33.9	48.6	(S)	(S)	45.6	46.4	32.1	34.6	28.1	39.6	41.7	39.4
Truck and pipeline	-	-	-	-	-	-	-	-	-	-	-	-
Rail and water	-	-	-	(D)	(D)	(D)	(S)	(S)	(S)	-	-	-
Inland water and Great Lakes	-	-	-	-	-	-	-	-	-	-	-	-
Inland water and deep sea	(S)	(S)	(S)	(S)	(S)	(S)	(S)	(S)	(S)	(S)	(S)	(S)
Other Modes												
Other and unknown modes	17.1	25.0	19.9	19.5	15.3	15.0	10.7	15.6	13.5	22.4	23.1	23.8
STCC 27, PRINTED MATTER												
Total	(S)	(S)	(S)	(S)	(S)	(S)	(S)	(S)	(S)	(S)	(S)	(S)
Single Modes												
Parcel, U.S. Postal Service, or courier	(S)	(S)	(S)	(S)	(S)	(S)	(S)	(S)	(S)	(S)	(S)	(S)
Private truck	(S)	(S)	(S)	(S)	(S)	(S)	(S)	(S)	(S)	(S)	(S)	(S)
For-hire truck	(S)	(S)	(S)	(S)	(S)	(S)	(S)	(S)	(S)	(S)	(S)	(S)
Air	(S)	46.5	52.2	(S)	79.0	76.4	(S)	35.4	37.6	(S)	64.3	62.1
Rail	(S)	(S)	(S)	(S)	(S)	(S)	(S)	(S)	(S)	(S)	(S)	(S)
Inland water	-	-	-	-	-	-	-	-	-	-	-	-
Great Lakes	-	-	-	-	-	-	-	-	-	-	-	-
Deep sea water	-	-	-	-	-	-	-	-	-	-	-	-
Pipeline	-	-	-	-	-	-	-	-	-	-	-	-
Multiple Modes												
Private truck and for-hire truck	(S)	(S)	(S)	(S)	(S)	55.6	(S)	74.2	72.3	78.8	66.8	67.6
Truck and air	(S)	(S)	(S)	(S)	(S)	(S)	(S)	(S)	(S)	(S)	(S)	(S)
Truck and rail	-	-	-	(S)	(S)	(S)	(S)	(S)	(S)	(S)	(S)	(S)
Truck and water	(S)	(S)	(S)	(S)	(S)	(S)	(S)	(S)	(S)	(S)	79.4	(S)
Truck and pipeline	-	-	-	-	-	-	-	-	-	-	-	-
Rail and water	-	-	-	-	-	-	-	-	-	-	-	-
Inland water and Great Lakes	-	-	-	-	-	-	-	-	-	-	-	-
Inland water and deep sea	-	-	-	-	-	-	-	-	-	-	-	-
Other Modes												
Other and unknown modes	(S)	(S)	(S)	(S)	(S)	(S)	(S)	(S)	(S)	(S)	(S)	(S)
STCC 28, CHEMICALS OR ALLIED PRODUCTS												
Total	3.2	3.6	3.6	5.7	6.9	6.3	4.5	23.6	25.4	6.6	6.8	7.0
Single Modes												
Parcel, U.S. Postal Service, or courier	7.2	4.7	5.4	14.3	8.0	10.1	6.3	6.0	6.4	7.0	7.7	7.9
Private truck	7.6	4.8	4.8	11.1	8.8	9.0	19.2	17.3	15.4	22.0	12.7	12.5
For-hire truck	5.8	2.5	2.3	6.8	2.5	2.2	4.2	3.2	3.1	9.4	3.2	3.1
Air	(S)	50.4	56.1	(D)	(D)	(D)	47.3	37.1	37.0	(S)	38.7	38.5
Rail	7.5	10.1	10.4	5.1	7.7	7.4	20.9	42.1	43.9	8.8	9.8	9.3
Inland water	28.7	29.5	28.5	28.3	17.8	18.4	33.7	31.6	33.2	38.4	27.5	26.6
Great Lakes	-	-	-	-	-	-	-	-	-	-	-	-
Deep sea water	-	-	-	-	-	-	-	-	-	-	-	-
Pipeline	(S)	(S)	(S)	100.0	100.0	100.0	-	-	-	-	-	-

Table B-9. **Estimated Coefficients of Variation for Shipment Characteristics by Commodity and Mode of Transportation by Distance Shipped for the United States: 1993—**
Con.

STCC code, description, and mode of transportation	100 to 249 miles			250 to 499 miles			500 to 749 miles			750 to 999 miles		
	Value	Tons	Ton-miles	Value	Tons	Ton-miles	Value	Tons	Ton-miles	Value	Tons	Ton-miles
STCC 28, CHEMICALS OR ALLIED PRODUCTS—Con.												
Multiple Modes												
Private truck and for-hire truck	36.8	(S)	(S)	(S)	(S)	(S)	47.8	(S)	(S)	34.2	46.6	45.5
Truck and air	29.3	(S)	(S)	29.9	23.6	25.5	26.4	26.7	25.6	20.4	31.7	34.3
Truck and rail	(S)	47.3	48.5	33.9	43.5	45.3	33.1	37.9	36.9	23.6	18.6	18.3
Truck and water	40.9	(S)	(S)	36.4	(S)	(S)	(S)	(S)	(S)	(S)	(S)	(S)
Truck and pipeline	—	—	—	—	—	—	—	—	—	—	—	—
Rail and water	—	—	—	—	—	—	(S)	(S)	(S)	—	—	—
Inland water and Great Lakes	—	—	—	(D)	(D)	(D)	—	—	—	(S)	(S)	(S)
Inland water and deep sea	34.9	46.1	44.9	(D)	(D)	(D)	(S)	(S)	(S)	(S)	(S)	(S)
Other Modes												
Other and unknown modes	29.2	23.2	21.9	30.1	(S)	(S)	15.6	(S)	(S)	21.2	45.9	45.4
STCC 29, PETROLEUM OR COAL PRODUCTS												
Total	7.4	5.4	7.4	7.0	8.5	9.7	12.6	12.5	13.6	14.3	19.4	22.4
Single Modes												
Parcel, U.S. Postal Service, or courier	20.7	32.2	32.0	15.2	17.3	18.8	17.5	13.8	13.9	26.8	25.0	25.4
Private truck	6.0	6.4	8.0	8.9	11.8	14.5	19.5	23.2	22.3	14.1	21.1	22.2
For-hire truck	9.2	10.9	10.4	6.7	7.8	7.9	8.6	9.5	9.6	13.9	19.0	19.8
Air	—	—	—	(D)	(D)	(D)	100.0	100.0	100.0	(D)	(D)	(D)
Rail	11.4	34.2	41.7	16.5	9.7	9.9	17.4	14.3	14.8	34.7	17.7	18.0
Inland water	26.8	27.1	24.3	33.3	31.0	27.8	(S)	41.9	43.9	(S)	47.0	48.1
Great Lakes	(S)	(S)	(S)	(S)	(S)	(S)	—	—	—	—	—	—
Deep sea water	—	—	—	—	—	—	—	—	—	—	—	—
Pipeline	(S)	(S)	(S)	(S)	(S)	(S)	(S)	(S)	(S)	(D)	(D)	(D)
Multiple Modes												
Private truck and for-hire truck	30.6	36.3	35.8	(S)	(S)	(S)	(S)	(S)	(S)	(D)	(D)	(D)
Truck and air	(D)	(D)	(D)	(D)	(D)	(D)	40.7	50.6	52.2	(S)	50.6	51.6
Truck and rail	(D)	(D)	(D)	(S)	(S)	(S)	(S)	(S)	(S)	(D)	(D)	(D)
Truck and water	(S)	42.0	(S)	(S)	(S)	(S)	(S)	(S)	(S)	(S)	(S)	(S)
Truck and pipeline	(D)	(D)	(D)	—	—	—	(S)	(S)	(S)	(S)	(S)	(S)
Rail and water	(S)	(S)	(S)	36.7	49.8	(S)	33.5	34.8	29.4	—	—	—
Inland water and Great Lakes	—	—	—	(S)	(S)	(S)	—	—	—	(S)	(S)	(S)
Inland water and deep sea	40.2	31.2	32.9	33.3	30.8	31.0	35.2	35.1	36.4	41.4	44.9	47.9
Other Modes												
Other and unknown modes	(S)	(S)	(S)	43.3	48.3	47.1	(S)	(S)	(S)	45.0	(S)	(S)
STCC 30, RUBBER OR MISCELLANEOUS PLASTICS PRODUCTS												
Total	5.4	5.4	4.8	5.7	4.9	5.0	4.2	3.3	3.3	4.6	5.3	5.1
Single Modes												
Parcel, U.S. Postal Service, or courier	4.6	6.4	6.5	9.4	9.9	10.4	5.5	7.7	7.7	12.3	9.4	10.3
Private truck	6.7	6.9	6.7	20.0	7.7	8.0	15.5	10.2	10.3	31.3	14.7	14.4
For-hire truck	6.8	6.2	5.7	6.6	5.7	5.9	3.0	3.2	3.1	3.4	6.5	6.3
Air	31.2	(S)	64.0	(S)	62.4	56.4	46.7	49.8	48.1	30.3	55.7	57.3
Rail	43.7	49.8	(S)	26.0	27.8	27.2	10.6	16.6	16.4	22.3	29.1	29.5
Inland water	—	—	—	—	—	—	—	—	—	—	—	—
Great Lakes	—	—	—	—	—	—	—	—	—	—	—	—
Deep sea water	42.7	44.3	42.3	—	—	—	—	—	—	—	—	—
Pipeline	—	—	—	—	—	—	—	—	—	—	—	—
Multiple Modes												
Private truck and for-hire truck	32.0	34.1	33.8	49.9	(S)	(S)	(S)	(S)	(S)	48.9	46.5	46.1
Truck and air	13.7	19.3	16.8	43.3	16.4	15.5	13.1	29.0	24.5	19.4	17.1	15.4
Truck and rail	(S)	(S)	75.9	30.1	34.1	33.8	(S)	(S)	(S)	(S)	(S)	(S)
Truck and water	43.4	(S)	54.9	(S)	(S)	(S)	(S)	(S)	(S)	(S)	(S)	(S)
Truck and pipeline	—	—	—	—	—	—	—	—	—	—	—	—
Rail and water	—	—	—	—	—	—	—	—	—	—	—	—
Inland water and Great Lakes	—	—	—	—	—	—	—	—	—	—	—	—
Inland water and deep sea	35.2	28.7	29.3	100.0	100.0	100.0	—	—	—	71.5	76.6	(S)
Other Modes												
Other and unknown modes	6.7	14.2	15.3	16.9	18.7	21.0	16.3	23.3	22.5	24.7	28.7	27.9

Table B-9. **Estimated Coefficients of Variation for Shipment Characteristics by Commodity and Mode of Transportation by Distance Shipped for the United States: 1993-**
Con.

STCC code, description, and mode of transportation	100 to 249 miles			250 to 499 miles			500 to 749 miles			750 to 999 miles		
	Value	Tons	Ton-miles	Value	Tons	Ton-miles	Value	Tons	Ton-miles	Value	Tons	Ton-miles
STCC 31, LEATHER OR LEATHER PRODUCTS												
Total	9.7	7.7	7.8	8.8	6.9	8.0	14.0	16.2	17.4	9.4	8.4	9.1
Single Modes												
Parcel, U.S. Postal Service, or courier	12.9	10.9	12.5	13.5	20.6	18.3	10.9	13.6	13.3	14.2	19.7	20.7
Private truck	16.2	21.0	22.7	23.5	22.3	21.2	43.1	43.4	44.9	38.9	38.6	39.8
For-hire truck	16.4	12.4	11.7	14.0	10.8	12.8	17.5	19.3	18.5	16.3	14.4	14.3
Air	-	-	-	-	-	-	77.2	70.4	69.4	-	-	-
Rail	-	-	-	(D)	(D)	(D)	-	-	-	(S)	(S)	(S)
Inland water	-	-	-	-	-	-	-	-	-	-	-	-
Great Lakes	-	-	-	-	-	-	-	-	-	-	-	-
Deep sea water	-	-	-	-	-	-	-	-	-	-	-	-
Pipeline	-	-	-	-	-	-	-	-	-	-	-	-
Multiple Modes												
Private truck and for-hire truck	(D)	(D)	(D)	-	-	-	-	-	-	-	-	-
Truck and air	(D)	(D)	(D)	49.0	(S)	(S)	34.5	36.6	36.4	49.5	40.2	35.1
Truck and rail	-	-	-	-	-	-	-	-	-	-	-	-
Truck and water	(D)	(D)	(D)	(D)	(D)	(D)	(S)	69.8	65.4	93.6	88.1	93.4
Truck and pipeline	-	-	-	-	-	-	-	-	-	-	-	-
Rail and water	-	-	-	-	-	-	-	-	-	-	-	-
Inland water and Great Lakes	-	-	-	-	-	-	-	-	-	-	-	-
Inland water and deep sea	-	-	-	-	-	-	-	-	-	(S)	100.0	(S)
Other Modes												
Other and unknown modes	(S)	(S)	47.9	(S)	(S)	(S)	(S)	49.7	49.6	47.4	44.1	45.5
STCC 32, CLAY, CONCRETE, GLASS, OR STONE PRODUCTS												
Total	1.9	4.8	7.0	3.8	7.1	9.0	6.1	9.8	11.4	3.2	8.3	8.2
Single Modes												
Parcel, U.S. Postal Service, or courier	7.0	9.4	9.4	11.5	21.7	20.2	13.9	13.0	13.3	10.0	22.2	20.9
Private truck	5.4	4.3	4.6	5.4	8.7	8.1	12.5	7.9	7.5	17.2	9.8	9.6
For-hire truck	2.7	3.4	3.5	4.3	4.8	4.7	6.4	4.1	4.1	5.3	4.3	4.5
Air	(S)	46.0	57.2	(S)	92.1	91.2	(D)	(D)	(D)	73.7	91.5	93.9
Rail	11.6	12.2	11.9	14.3	10.0	8.5	20.8	13.3	13.1	21.0	13.6	12.5
Inland water	37.6	(S)	(S)	46.0	46.0	45.2	41.3	46.4	46.9	-	-	-
Great Lakes	(S)	(S)	(S)	(S)	(S)	(S)	-	-	-	-	-	-
Deep sea water	-	-	-	-	-	-	-	-	-	-	-	-
Pipeline	-	-	-	-	-	-	-	-	-	-	-	-
Multiple Modes												
Private truck and for-hire truck	(S)	(S)	(S)	(S)	(S)	(S)	(D)	(D)	(D)	(S)	(S)	(S)
Truck and air	45.2	(S)	(S)	27.1	33.0	32.8	(S)	26.1	26.7	26.0	39.0	38.5
Truck and rail	36.5	46.7	46.9	29.3	32.8	31.0	43.1	37.8	37.2	42.8	(S)	(S)
Truck and water	(S)	(S)	(S)	(S)	(S)	(S)	48.0	(S)	(S)	(S)	(S)	(S)
Truck and pipeline	-	-	-	-	-	-	-	-	-	-	-	-
Rail and water	-	-	-	-	-	-	-	-	-	-	-	-
Inland water and Great Lakes	-	-	-	-	-	-	-	-	-	-	-	-
Inland water and deep sea	(S)	(S)	(S)	(S)	(S)	(S)	-	-	-	(S)	(S)	(S)
Other Modes												
Other and unknown modes	18.2	20.3	20.5	34.9	26.3	27.3	28.6	46.4	46.5	27.7	30.8	29.7
STCC 33, PRIMARY METAL PRODUCTS												
Total	2.2	4.7	5.2	4.7	5.3	6.3	3.5	4.8	4.7	5.8	5.0	5.1
Single Modes												
Parcel, U.S. Postal Service, or courier	8.5	6.2	5.7	7.8	9.2	8.8	10.4	10.1	10.4	10.5	10.6	11.4
Private truck	3.7	4.9	4.8	3.6	4.8	5.0	14.3	12.1	12.1	6.4	11.5	11.3
For-hire truck	2.4	5.3	5.1	2.9	3.2	3.3	4.1	5.5	5.4	5.5	6.4	6.5
Air	(S)	60.9	66.4	37.9	49.5	49.1	44.3	60.1	59.4	(S)	49.1	51.0
Rail	14.1	13.4	13.6	16.0	19.7	18.8	8.9	8.0	7.7	13.0	8.6	8.3
Inland water	(S)	(S)	(S)	47.1	40.5	39.5	37.3	35.5	36.6	(S)	(S)	(S)
Great Lakes	-	-	-	-	-	-	-	-	-	-	-	-
Deep sea water	100.0	100.0	100.0	-	-	-	-	-	-	-	-	-
Pipeline	-	-	-	-	-	-	-	-	-	-	-	-

Table B-9. **Estimated Coefficients of Variation for Shipment Characteristics by Commodity and Mode of Transportation by Distance Shipped for the United States: 1993—**
Con.

STCC code, description, and mode of transportation	100 to 249 miles			250 to 499 miles			500 to 749 miles			750 to 999 miles		
	Value	Tons	Ton-miles	Value	Tons	Ton-miles	Value	Tons	Ton-miles	Value	Tons	Ton-miles
STCC 33, PRIMARY METAL PRODUCTS—Con.												
Multiple Modes												
Private truck and for-hire truck	14.0	19.7	18.4	32.2	27.2	29.3	(S)	(S)	(S)	(S)	(S)	(S)
Truck and air	47.6	(S)	(S)	30.8	45.6	48.3	11.6	23.3	21.6	20.7	19.2	19.3
Truck and rail	(S)	32.1	34.7	(S)	(S)	(S)	44.6	(S)	(S)	23.2	35.7	37.4
Truck and water	47.1	(S)	(S)	33.6	36.2	34.7	46.0	(S)	(S)	34.3	34.4	33.6
Truck and pipeline	—	—	—	—	—	—	—	—	—	—	—	—
Rail and water	—	—	—	—	—	—	—	—	—	(D)	(D)	(D)
Inland water and Great Lakes	—	—	—	(S)	(S)	(S)	(S)	(S)	(S)	(S)	(S)	(S)
Inland water and deep sea	(S)	(S)	95.6	(S)	100.0	100.0	100.0	100.0	100.0	(D)	(D)	(D)
Other Modes												
Other and unknown modes	30.2	38.6	38.5	22.2	26.5	28.1	27.7	(S)	(S)	27.8	30.9	29.6
STCC 34, FABRICATED METAL PRODUCTS												
Total	2.3	2.9	3.0	2.6	3.1	3.2	2.2	4.0	4.0	3.1	6.8	7.3
Single Modes												
Parcel, U.S. Postal Service, or courier	2.6	4.4	4.3	3.5	4.8	4.3	5.7	6.4	6.2	3.8	8.2	8.4
Private truck	3.9	3.1	3.3	3.7	4.4	5.0	3.9	4.1	4.3	18.2	10.2	10.2
For-hire truck	3.4	4.4	3.9	3.2	3.5	3.6	2.8	3.8	3.7	3.1	3.1	2.9
Air	(D)	(D)	(D)	34.6	34.9	33.8	(S)	51.5	52.0	31.6	25.5	24.2
Rail	22.9	39.3	37.5	22.3	16.9	18.8	15.0	26.2	27.9	(S)	(S)	(S)
Inland water	—	—	—	(S)	(S)	(S)	(S)	(S)	(S)	(S)	(S)	(S)
Great Lakes	—	—	—	—	—	—	—	—	—	—	—	—
Deep sea water	(D)	(D)	(D)	—	—	—	—	—	—	—	—	—
Pipeline	—	—	—	—	—	—	—	—	—	—	—	—
Multiple Modes												
Private truck and for-hire truck	45.9	(S)	(S)	32.8	31.8	29.6	25.5	34.4	35.9	35.2	27.6	26.6
Truck and air	16.1	22.3	19.2	10.6	11.2	10.6	14.0	12.6	12.8	19.4	20.9	22.8
Truck and rail	(S)	(S)	(S)	(S)	(S)	(S)	27.7	45.1	44.8	22.6	21.4	21.5
Truck and water	24.4	29.1	32.8	(D)	(D)	(D)	34.1	(S)	(S)	(S)	(S)	(S)
Truck and pipeline	—	—	—	—	—	—	—	—	—	—	—	—
Rail and water	—	—	—	—	—	—	—	—	—	—	—	—
Inland water and Great Lakes	—	—	—	—	—	—	—	—	—	—	—	—
Inland water and deep sea	(S)	38.9	38.1	(D)	(D)	(D)	—	—	—	(S)	100.0	100.0
Other Modes												
Other and unknown modes	12.4	16.5	19.7	13.7	24.1	25.3	13.4	23.6	26.1	12.0	14.6	17.5
STCC 35, MACHINERY, EXCLUDING ELECTRICAL												
Total	4.9	4.2	5.7	6.8	2.9	3.1	11.0	9.0	9.9	9.6	6.4	6.4
Single Modes												
Parcel, U.S. Postal Service, or courier	3.8	4.0	4.2	8.4	5.8	5.5	25.5	8.0	8.3	6.2	6.3	6.6
Private truck	7.6	6.7	7.3	8.4	11.1	10.9	13.6	10.7	10.6	20.4	23.0	23.1
For-hire truck	7.5	4.1	4.6	8.2	3.7	4.3	13.0	11.2	12.4	16.6	8.1	8.2
Air	48.9	35.2	39.3	35.4	34.8	33.2	29.6	24.6	24.8	39.7	31.2	36.6
Rail	(S)	(S)	(S)	(S)	38.5	36.1	27.1	23.8	24.8	(S)	43.6	43.1
Inland water	—	—	—	(S)	(S)	100.0	—	—	—	(S)	(S)	(S)
Great Lakes	—	—	—	—	—	—	—	—	—	—	—	—
Deep sea water	—	—	—	—	—	—	—	—	—	(S)	100.0	100.0
Pipeline	—	—	—	—	—	—	—	—	—	—	—	—
Multiple Modes												
Private truck and for-hire truck	45.2	(S)	(S)	(S)	(S)	(S)	(S)	(S)	(S)	(S)	(S)	(S)
Truck and air	25.4	(S)	(S)	19.5	42.5	42.2	14.0	18.1	17.3	15.9	29.5	30.6
Truck and rail	(S)	(S)	(S)	44.5	(S)	(S)	(S)	(S)	(S)	(S)	(S)	(S)
Truck and water	42.3	43.6	44.6	(S)	(S)	(S)	46.5	(S)	(S)	(S)	(S)	(S)
Truck and pipeline	—	—	—	—	—	—	—	—	—	—	—	—
Rail and water	—	—	—	—	—	—	—	—	—	—	—	—
Inland water and Great Lakes	—	—	—	—	—	—	—	—	—	—	—	—
Inland water and deep sea	(S)	(S)	87.4	—	—	—	(S)	100.0	100.0	(S)	66.9	66.7
Other Modes												
Other and unknown modes	11.9	18.4	19.0	17.9	15.0	13.4	5.5	10.8	10.5	16.8	18.2	19.1

Table B-9. **Estimated Coefficients of Variation for Shipment Characteristics by Commodity and Mode of Transportation by Distance Shipped for the United States: 1993-**
 Con.

STCC code, description, and mode of transportation	100 to 249 miles			250 to 499 miles			500 to 749 miles			750 to 999 miles		
	Value	Tons	Ton-miles	Value	Tons	Ton-miles	Value	Tons	Ton-miles	Value	Tons	Ton-miles
STCC 36, ELECTRICAL MACHINERY, EQUIPMENT, OR SUPPLIES												
Total	5.6	3.9	4.6	6.1	4.2	4.3	7.1	6.0	5.9	2.9	4.5	4.7
Single Modes												
Parcel, U.S. Postal Service, or courier	6.8	7.1	6.6	6.9	11.2	11.0	6.4	5.7	5.6	3.2	5.7	5.8
Private truck	15.0	7.0	7.5	9.0	7.2	7.8	24.6	20.7	23.6	8.4	21.6	22.3
For-hire truck	8.0	5.2	5.7	6.1	5.2	5.3	9.1	7.0	7.0	3.5	4.8	4.9
Air	37.1	33.1	29.9	(D)	(D)	(D)	(S)	(S)	(S)	38.0	36.1	33.3
Rail	(S)	(S)	(S)	26.4	25.2	23.3	38.6	33.6	33.5	24.7	22.8	22.2
Inland water	-	-	-	-	-	-	-	-	-	-	-	-
Great Lakes	-	-	-	-	-	-	-	-	-	-	-	-
Deep sea water	-	-	-	-	-	-	-	-	-	-	-	-
Pipeline	-	-	-	-	-	-	-	-	-	-	-	-
Multiple Modes												
Private truck and for-hire truck	(S)	42.0	39.1	(S)	(S)	(S)	40.1	41.4	41.1	(S)	41.6	42.0
Truck and air	36.1	32.9	32.3	31.0	32.8	31.4	10.1	6.9	6.6	12.0	14.8	18.0
Truck and rail	(S)	(S)	49.5	44.6	(S)	(S)	42.7	46.3	46.7	30.0	37.1	36.1
Truck and water	41.3	(S)	(S)	(S)	(S)	(S)	(S)	(S)	(S)	(S)	(S)	(S)
Truck and pipeline	-	-	-	-	-	-	-	-	-	-	-	-
Rail and water	-	-	-	-	-	-	-	-	-	-	-	-
Inland water and Great Lakes	-	-	-	-	-	-	-	-	-	-	-	-
Inland water and deep sea	(S)	(S)	(S)	(D)	(D)	(D)	-	-	-	(S)	66.7	74.6
Other Modes												
Other and unknown modes	15.5	14.3	14.8	37.1	17.2	17.0	15.7	19.7	19.2	17.3	30.0	31.0
STCC 37, TRANSPORTATION EQUIPMENT												
Total	7.3	4.4	4.3	6.8	4.8	4.7	7.3	4.7	5.0	12.0	11.6	11.5
Single Modes												
Parcel, U.S. Postal Service, or courier	10.8	12.5	12.3	7.4	13.5	14.3	7.0	7.1	6.9	24.5	37.5	37.6
Private truck	23.9	9.6	8.4	17.5	13.0	13.7	16.8	12.6	12.5	10.4	11.4	12.1
For-hire truck	4.4	3.7	4.5	6.0	4.6	4.5	6.4	4.6	4.8	12.0	6.6	6.5
Air	32.1	(S)	63.1	48.0	(S)	(S)	49.7	36.2	37.4	(S)	17.2	17.6
Rail	20.5	18.3	21.5	16.5	12.6	12.0	19.6	13.0	12.9	38.2	40.7	40.0
Inland water	(D)	(D)	(D)	(D)	(D)	(D)	(S)	40.8	43.9	(S)	100.0	100.0
Great Lakes	-	-	-	-	-	-	-	-	-	-	-	-
Deep sea water	-	-	-	-	-	-	-	-	-	-	-	-
Pipeline	-	-	-	-	-	-	-	-	-	-	-	-
Multiple Modes												
Private truck and for-hire truck	(D)	(D)	(D)	37.8	42.9	44.0	42.6	42.5	42.3	43.8	(S)	(S)
Truck and air	32.3	30.9	23.8	15.1	16.2	17.9	32.4	15.1	15.7	(S)	19.8	20.5
Truck and rail	39.8	38.8	41.3	11.7	12.5	13.5	17.4	17.3	17.3	14.1	14.0	15.5
Truck and water	(D)	(D)	(D)	(S)	(S)	(S)	(S)	(S)	(S)	39.8	48.8	(S)
Truck and pipeline	-	-	-	-	-	-	-	-	-	-	-	-
Rail and water	-	-	-	-	-	-	-	-	-	-	-	-
Inland water and Great Lakes	-	-	-	-	-	-	-	-	-	-	-	-
Inland water and deep sea	48.0	(S)	(S)	(D)	(D)	(D)	37.7	(S)	(S)	100.0	100.0	100.0
Other Modes												
Other and unknown modes	16.8	21.4	18.9	38.8	27.4	26.9	17.0	9.8	9.9	11.6	12.4	12.3
STCC 38, INSTRUMENTS, PHOTOGRAPHIC GOODS, OPTICAL GOODS, WATCHES, OR CLOCKS												
Total	23.7	19.3	18.3	8.2	9.2	8.7	21.7	23.8	23.6	11.3	18.8	19.1
Single Modes												
Parcel, U.S. Postal Service, or courier	15.9	6.5	6.5	6.8	6.0	5.9	4.0	6.5	6.4	4.2	7.3	7.4
Private truck	11.9	15.4	16.0	15.7	10.9	12.8	25.1	20.0	17.7	25.7	33.4	32.6
For-hire truck	32.4	24.9	22.9	13.1	11.9	11.1	39.0	27.8	27.6	15.9	18.8	19.2
Air	(S)	45.0	59.6	(S)	42.3	42.3	(D)	(D)	(D)	35.9	56.1	59.6
Rail	(D)	(D)	(D)	(S)	(S)	(S)	(S)	49.4	48.9	(S)	(S)	(S)
Inland water	-	-	-	-	-	-	-	-	-	-	-	-
Great Lakes	-	-	-	-	-	-	-	-	-	-	-	-
Deep sea water	-	-	-	-	-	-	-	-	-	-	-	-
Pipeline	-	-	-	-	-	-	-	-	-	-	-	-

Table B-9. **Estimated Coefficients of Variation for Shipment Characteristics by Commodity and Mode of Transportation by Distance Shipped for the United States: 1993-**
Con.

STCC code, description, and mode of transportation	100 to 249 miles			250 to 499 miles			500 to 749 miles			750 to 999 miles		
	Value	Tons	Ton-miles	Value	Tons	Ton-miles	Value	Tons	Ton-miles	Value	Tons	Ton-miles
STCC 38, INSTRUMENTS, PHOTOGRAPHIC GOODS, OPTICAL GOODS, WATCHES, OR CLOCKS—Con.												
Multiple Modes												
Private truck and for-hire truck	(D)	(D)	(D)	(S)	89.1	88.0	(D)	(D)	(D)	—	—	—
Truck and air	18.4	29.4	35.4	17.6	16.7	17.4	14.7	25.3	24.3	12.5	(S)	(S)
Truck and rail	(D)	(D)	(D)	100.0	100.0	100.0	—	—	—	(S)	(S)	(S)
Truck and water	—	—	—	(S)	91.8	87.7	—	—	—	—	—	—
Truck and pipeline	—	—	—	—	—	—	—	—	—	—	—	—
Rail and water	—	—	—	—	—	—	—	—	—	—	—	—
Inland water and Great Lakes	—	—	—	—	—	—	—	—	—	—	—	—
Inland water and deep sea	—	—	—	—	—	—	—	—	—	—	—	—
Other Modes												
Other and unknown modes	13.7	26.0	24.9	18.9	40.5	43.7	26.9	46.6	45.1	(S)	(S)	(S)
STCC 39, MISCELLANEOUS PRODUCTS OF MANUFACTURING												
Total	36.5	23.8	25.8	16.7	16.6	17.2	6.6	8.4	8.6	24.4	15.7	16.1
Single Modes												
Parcel, U.S. Postal Service, or courier	18.7	10.5	7.9	3.3	3.7	3.8	6.3	4.2	4.2	8.3	6.0	5.9
Private truck	(S)	46.4	(S)	11.9	10.5	9.5	14.6	13.8	14.2	12.7	16.2	16.5
For-hire truck	29.8	26.3	29.0	22.3	18.9	19.8	10.9	9.7	9.9	38.5	18.9	19.5
Air	(S)	73.2	66.1	47.2	73.1	69.7	(S)	(S)	(S)	47.1	50.8	53.1
Rail	(S)	(S)	(S)	(D)	(D)	(D)	42.2	(S)	(S)	(S)	42.4	42.7
Inland water	—	—	—	(D)	(D)	(D)	—	—	—	—	—	—
Great Lakes	—	—	—	—	—	—	—	—	—	—	—	—
Deep sea water	100.0	100.0	100.0	—	—	—	—	—	—	—	—	—
Pipeline	—	—	—	—	—	—	—	—	—	—	—	—
Multiple Modes												
Private truck and for-hire truck	(S)	(S)	(S)	(S)	(S)	(S)	(S)	(S)	(S)	(S)	(S)	(S)
Truck and air	46.3	(S)	(S)	41.9	27.6	22.8	40.8	(S)	(S)	21.9	(S)	(S)
Truck and rail	—	—	—	(S)	(S)	(S)	(S)	(S)	(S)	(S)	(S)	(S)
Truck and water	35.2	34.9	31.1	(S)	80.9	97.0	77.4	94.7	(S)	85.9	89.1	88.1
Truck and pipeline	—	—	—	—	—	—	—	—	—	—	—	—
Rail and water	—	—	—	—	—	—	—	—	—	—	—	—
Inland water and Great Lakes	—	—	—	—	—	—	—	—	—	—	—	—
Inland water and deep sea	—	—	—	—	—	—	—	—	—	(S)	(S)	(S)
Other Modes												
Other and unknown modes	23.6	28.7	30.1	20.6	44.5	40.2	15.1	25.1	26.2	19.2	14.4	14.2
STCC 40, WASTE OR SCRAP MATERIALS												
Total	7.5	12.0	11.9	9.0	7.1	7.2	9.2	12.6	13.1	21.1	14.7	15.0
Single Modes												
Parcel, U.S. Postal Service, or courier	(S)	60.5	49.7	(D)	(D)	(D)	(D)	(D)	(D)	(D)	(D)	(D)
Private truck	7.7	8.8	8.8	14.2	19.0	16.2	29.7	18.8	17.8	39.0	34.3	33.8
For-hire truck	11.3	17.0	17.8	10.7	11.4	10.6	10.9	18.0	20.0	26.5	24.2	23.9
Air	—	—	—	—	—	—	—	—	—	—	—	—
Rail	10.7	17.6	13.3	10.7	14.4	13.1	15.9	19.6	20.3	24.5	25.4	26.0
Inland water	16.4	20.2	19.0	(D)	(D)	(D)	(D)	(D)	(D)	(S)	(S)	(S)
Great Lakes	—	—	—	—	—	—	—	—	—	—	—	—
Deep sea water	—	—	—	—	—	—	—	—	—	—	—	—
Pipeline	—	—	—	—	—	—	—	—	—	—	—	—
Multiple Modes												
Private truck and for-hire truck	35.9	31.2	32.3	42.3	41.4	42.1	(S)	(S)	(S)	(S)	(S)	(S)
Truck and air	—	—	—	70.5	(S)	(S)	—	—	—	—	—	—
Truck and rail	35.1	(S)	(S)	39.8	(S)	(S)	30.6	35.4	35.0	30.3	39.4	42.0
Truck and water	(S)	(S)	(S)	(S)	(S)	(S)	(S)	(S)	(S)	—	—	—
Truck and pipeline	—	—	—	—	—	—	—	—	—	—	—	—
Rail and water	—	—	—	(D)	(D)	(D)	—	—	—	—	—	—
Inland water and Great Lakes	—	—	—	—	—	—	—	—	—	—	—	—
Inland water and deep sea	(S)	(S)	(S)	(S)	(S)	(S)	46.6	47.1	46.6	(D)	(D)	(D)
Other Modes												
Other and unknown modes	25.0	32.2	35.8	(S)	(S)	(S)	39.1	(S)	(S)	(S)	(S)	(S)

Table B-9. **Estimated Coefficients of Variation for Shipment Characteristics by Commodity and Mode of Transportation by Distance Shipped for the United States: 1993-**
Con.

STCC code, description, and mode of transportation	100 to 249 miles			250 to 499 miles			500 to 749 miles			750 to 999 miles		
	Value	Tons	Ton-miles	Value	Tons	Ton-miles	Value	Tons	Ton-miles	Value	Tons	Ton-miles
STCC 41, MISCELLANEOUS FREIGHT SHIPMENT												
Total	14.8	13.1	13.3	8.1	8.2	8.1	9.7	11.3	12.4	15.2	17.2	17.4
Single Modes												
Parcel, U.S. Postal Service, or courier	28.1	16.9	16.8	38.5	27.3	29.2	22.4	20.2	19.6	11.5	19.8	19.7
Private truck	16.7	14.5	14.6	8.9	8.0	7.5	21.6	15.8	18.7	13.9	15.1	16.1
For-hire truck	23.1	18.0	18.5	22.1	20.8	21.8	17.8	17.9	17.7	25.9	34.0	32.3
Air	-	-	-	(S)	70.2	70.3	(S)	88.9	89.9	(S)	80.3	79.0
Rail	(S)	(S)	(S)	(D)	(D)	(D)	(S)	(S)	(S)	100.0	(S)	(S)
Inland water	-	-	-	-	-	-	-	-	-	-	-	-
Great Lakes	-	-	-	-	-	-	-	-	-	-	-	-
Deep sea water	-	-	-	-	-	-	-	-	-	-	-	-
Pipeline	-	-	-	-	-	-	-	-	-	-	-	-
Multiple Modes												
Private truck and for-hire truck	(D)	(D)	(D)	(S)	(S)	56.9	(D)	(D)	(D)	-	-	-
Truck and air	29.0	28.7	33.1	40.0	17.6	16.5	48.7	35.4	35.2	(S)	(S)	(S)
Truck and rail	(D)	(D)	(D)	(D)	(D)	(D)	(S)	(S)	(S)	(S)	(S)	(S)
Truck and water	-	-	-	(D)	(D)	(D)	(D)	(D)	(D)	100.0	100.0	100.0
Truck and pipeline	-	-	-	-	-	-	-	-	-	-	-	-
Rail and water	-	-	-	-	-	-	-	-	-	-	-	-
Inland water and Great Lakes	-	-	-	-	-	-	-	-	-	-	-	-
Inland water and deep sea	(D)	(D)	(D)	-	-	-	-	-	-	-	-	-
Other Modes												
Other and unknown modes	36.5	45.5	48.0	(S)	41.5	42.3	36.4	(S)	(S)	(S)	(S)	(S)
STCC 42, CONTAINERS, CARRIERS OR DEVICES, SHIPPING, RETURNED EMPTY												
Total	23.8	21.2	25.0	25.4	34.5	37.8	(S)	(S)	(S)	(S)	(S)	(S)
Single Modes												
Parcel, U.S. Postal Service, or courier	(D)	(D)	(D)	71.6	36.0	37.7	(D)	(D)	(D)	(D)	(D)	(D)
Private truck	28.8	22.2	23.4	32.1	24.5	26.1	49.2	(S)	(S)	38.4	39.2	38.7
For-hire truck	27.3	24.9	28.1	24.4	40.2	44.4	26.0	29.1	27.8	(S)	(S)	(S)
Air	-	-	-	-	-	-	100.0	100.0	100.0	-	-	-
Rail	-	-	-	(S)	(S)	(S)	(D)	(D)	(D)	-	-	-
Inland water	-	-	-	-	-	-	(D)	(D)	(D)	-	-	-
Great Lakes	-	-	-	-	-	-	-	-	-	-	-	-
Deep sea water	-	-	-	-	-	-	-	-	-	-	-	-
Pipeline	-	-	-	-	-	-	-	-	-	-	-	-
Multiple Modes												
Private truck and for-hire truck	-	-	-	-	-	-	-	-	-	-	-	-
Truck and air	(D)	(D)	(D)	(S)	68.6	68.9	(D)	(D)	(D)	100.0	100.0	100.0
Truck and rail	-	-	-	-	-	-	(D)	(D)	(D)	-	-	-
Truck and water	-	-	-	-	-	-	(D)	(D)	(D)	-	-	-
Truck and pipeline	-	-	-	-	-	-	-	-	-	-	-	-
Rail and water	-	-	-	-	-	-	-	-	-	-	-	-
Inland water and Great Lakes	-	-	-	-	-	-	-	-	-	-	-	-
Inland water and deep sea	-	-	-	-	-	-	-	-	-	-	-	-
Other Modes												
Other and unknown modes	83.6	92.1	94.5	-	-	-	-	-	-	(D)	(D)	(D)
STCC 48, WASTE HAZARDOUS MATERIALS OR WASTE HAZARDOUS SUBSTANCES												
Total	45.8	30.6	29.8	28.2	42.2	45.7	22.1	30.0	29.8	(S)	(S)	(S)
Single Modes												
Parcel, U.S. Postal Service, or courier	(S)	45.5	47.8	(D)	(D)	(D)	(S)	95.2	95.0	80.4	54.1	54.1
Private truck	(S)	39.7	39.5	(D)	(D)	(D)	46.4	48.0	48.0	(S)	(S)	(S)
For-hire truck	43.9	28.9	28.4	33.6	44.2	48.5	(D)	(D)	(D)	(S)	(S)	(S)
Air	-	-	-	-	-	-	-	-	-	-	-	-
Rail	(D)	(D)	(D)	(D)	(D)	(D)	(D)	(D)	(D)	-	-	-
Inland water	-	-	-	-	-	-	-	-	-	-	-	-
Great Lakes	-	-	-	-	-	-	-	-	-	-	-	-
Deep sea water	-	-	-	-	-	-	-	-	-	-	-	-
Pipeline	-	-	-	-	-	-	-	-	-	-	-	-

Table B-9. **Estimated Coefficients of Variation for Shipment Characteristics by Commodity and Mode of Transportation by Distance Shipped for the United States: 1993-**
Con.

STCC code, description, and mode of transportation	100 to 249 miles			250 to 499 miles			500 to 749 miles			750 to 999 miles		
	Value	Tons	Ton-miles	Value	Tons	Ton-miles	Value	Tons	Ton-miles	Value	Tons	Ton-miles
STCC 48, WASTE HAZARDOUS MATERIALS OR WASTE HAZARDOUS SUBSTANCES—Con.												
Multiple Modes												
Private truck and for-hire truck	(D)	(D)	(D)	(S)	(S)	(S)	(D)	(D)	(D)	—	—	—
Truck and air	(D)	(D)	(D)	—	—	—	—	—	—	100.0	100.0	100.0
Truck and rail	—	—	—	—	—	—	(D)	(D)	(D)	—	—	—
Truck and water	—	—	—	—	—	—	—	—	—	—	—	—
Truck and pipeline	—	—	—	—	—	—	—	—	—	—	—	—
Rail and water	—	—	—	—	—	—	—	—	—	—	—	—
Inland water and Great Lakes	—	—	—	—	—	—	—	—	—	—	—	—
Inland water and deep sea	—	—	—	—	—	—	—	—	—	—	—	—
Other Modes												
Other and unknown modes	—	—	—	(D)	(D)	(D)	(D)	(D)	(D)	—	—	—
COMMODITY UNKNOWN												
Total	17.6	23.1	24.7	27.4	22.8	23.4	20.5	12.0	12.2	22.2	24.2	28.0
Single Modes												
Parcel, U.S. Postal Service, or courier	15.7	23.5	25.4	17.8	19.5	18.6	17.6	15.6	15.3	26.0	39.2	36.2
Private truck	22.0	35.2	37.3	30.9	31.8	32.8	29.6	23.8	22.5	30.1	30.4	31.6
For-hire truck	29.1	18.2	19.3	42.3	31.5	32.6	25.4	15.3	14.6	37.5	18.2	18.8
Air	(S)	100.0	100.0	(S)	62.0	61.2	(S)	(S)	(S)	(S)	78.7	75.8
Rail	(S)	(S)	(S)	(D)	(D)	(D)	(S)	28.0	28.8	49.1	48.6	(S)
Inland water	(D)	(D)	(D)	—	—	—	—	—	—	—	—	—
Great Lakes	—	—	—	—	—	—	—	—	—	—	—	—
Deep sea water	—	—	—	—	—	—	—	—	—	—	—	—
Pipeline	—	—	—	—	—	—	—	—	—	—	—	—
Multiple Modes												
Private truck and for-hire truck	(D)	(D)	(D)	(S)	(S)	(S)	(D)	(D)	(D)	—	—	—
Truck and air	(S)	(S)	72.4	33.0	40.4	37.9	(S)	(S)	(S)	21.2	39.5	41.0
Truck and rail	—	—	—	(D)	(D)	(D)	(D)	(D)	(D)	(S)	(S)	(S)
Truck and water	(D)	(D)	(D)	—	—	—	—	—	—	—	—	—
Truck and pipeline	—	—	—	—	—	—	—	—	—	—	—	—
Rail and water	—	—	—	—	—	—	—	—	—	—	—	—
Inland water and Great Lakes	—	—	—	—	—	—	—	—	—	—	—	—
Inland water and deep sea	(D)	(D)	(D)	(D)	(D)	(D)	—	—	—	—	—	—
Other Modes												
Other and unknown modes	45.0	43.4	41.1	48.3	(S)	(S)	(S)	(S)	49.3	(S)	(S)	(S)

Table B-9. **Estimated Coefficients of Variation for Shipment Characteristics by Commodity and Mode of Transportation by Distance Shipped for the United States: 1993-**
Con.

STCC code, description, and mode of transportation	1,000 to 1,499 miles			1,500 to 1,999 miles			2,000 miles or more		
	Value	Tons	Ton-miles	Value	Tons	Ton-miles	Value	Tons	Ton-miles
ALL COMMODITIES									
Total	2.6	7.2	8.8	2.6	5.9	7.1	4.2	6.9	6.8
Single Modes									
Parcel, U.S. Postal Service, or courier	2.1	12.5	12.7	2.2	4.1	4.1	5.9	6.7	6.7
Private truck	5.1	8.1	8.4	6.2	6.8	6.7	16.7	20.2	20.2
For-hire truck	4.3	2.6	2.9	2.9	3.9	4.3	6.5	18.0	17.2
Air	17.4	31.9	34.6	22.0	28.4	28.5	31.4	33.7	31.2
Rail	8.7	8.3	8.7	7.7	9.1	8.7	14.4	6.9	7.2
Inland water	(S)	(S)	(S)	-	-	-	-	-	-
Great Lakes	-	-	-	-	-	-	-	-	-
Deep sea water	-	-	-	-	-	-	-	-	-
Pipeline	(S)	(S)	(S)	(D)	(D)	(D)	(S)	(S)	(S)
Multiple Modes									
Private truck and for-hire truck	21.1	34.1	31.3	(S)	(S)	(S)	19.2	24.0	25.4
Truck and air	9.3	3.0	3.0	6.4	14.7	13.5	12.7	13.5	13.3
Truck and rail	14.9	14.9	14.5	16.7	12.4	12.6	(S)	32.9	33.6
Truck and water	28.4	31.7	32.8	25.0	(S)	46.5	16.9	13.1	9.8
Truck and pipeline	(D)	(D)	(D)	(D)	(D)	(D)	-	-	-
Rail and water	(D)	(D)	(D)	(S)	(S)	(S)	(S)	(S)	(S)
Inland water and Great Lakes	(S)	(S)	(S)	-	-	-	-	-	-
Inland water and deep sea	28.0	36.6	34.2	32.0	37.2	(S)	32.3	43.3	(S)
Other Modes									
Other and unknown modes	9.5	28.9	31.7	18.7	8.1	10.6	7.2	16.1	20.9
STCC 01, FARM PRODUCTS									
Total	22.0	32.5	33.9	11.0	38.5	36.9	9.2	31.9	38.1
Single Modes									
Parcel, U.S. Postal Service, or courier	20.4	33.6	31.7	24.2	23.6	24.9	28.0	27.3	26.6
Private truck	23.7	39.5	38.0	36.6	34.0	33.9	30.3	32.6	32.7
For-hire truck	10.4	8.9	8.8	13.3	12.8	13.1	13.8	12.9	13.0
Air	(S)	84.8	(S)	(D)	(D)	(D)	(S)	90.0	(S)
Rail	28.2	32.9	33.5	17.1	28.7	29.7	22.3	23.2	24.3
Inland water	(S)	(S)	(S)	-	-	-	-	-	-
Great Lakes	-	-	-	-	-	-	-	-	-
Deep sea water	-	-	-	-	-	-	-	-	-
Pipeline	-	-	-	-	-	-	-	-	-
Multiple Modes									
Private truck and for-hire truck	(S)	100.0	100.0	100.0	100.0	100.0	100.0	100.0	100.0
Truck and air	(S)	19.6	19.1	34.9	22.9	23.0	17.8	48.0	(S)
Truck and rail	(S)	43.9	42.9	29.4	29.8	29.7	26.1	40.0	38.8
Truck and water	(S)	(S)	(S)	(S)	(S)	(S)	(S)	(S)	(S)
Truck and pipeline	-	-	-	-	-	-	-	-	-
Rail and water	(S)	(S)	(S)	(D)	(D)	(D)	(S)	(S)	(S)
Inland water and Great Lakes	-	-	-	-	-	-	-	-	-
Inland water and deep sea	(S)	(S)	(S)	73.0	(S)	(S)	(S)	(S)	(S)
Other Modes									
Other and unknown modes	(S)	(S)	(S)	20.6	45.7	49.2	29.6	49.8	48.9
STCC 08, FOREST PRODUCTS									
Total	43.1	(S)	(S)	16.5	(S)	(S)	36.9	(S)	(S)
Single Modes									
Parcel, U.S. Postal Service, or courier	(D)	(D)	(D)	(S)	85.7	86.9	51.3	54.1	55.2
Private truck	(D)	(D)	(D)	(D)	(D)	(D)	(S)	(S)	(S)
For-hire truck	(S)	(S)	(S)	25.2	(S)	(S)	(S)	(S)	(S)
Air	-	-	-	-	-	-	-	-	-
Rail	(S)	(S)	(S)	(D)	(D)	(D)	(S)	(S)	(S)
Inland water	-	-	-	-	-	-	-	-	-
Great Lakes	-	-	-	-	-	-	-	-	-
Deep sea water	-	-	-	-	-	-	-	-	-
Pipeline	-	-	-	-	-	-	-	-	-

Table B-9. **Estimated Coefficients of Variation for Shipment Characteristics by Commodity and Mode of Transportation by Distance Shipped for the United States: 1993—**
Con.

STCC code, description, and mode of transportation	1,000 to 1,499 miles			1,500 to 1,999 miles			2,000 miles or more		
	Value	Tons	Ton-miles	Value	Tons	Ton-miles	Value	Tons	Ton-miles
STCC 08, FOREST PRODUCTS—Con.									
Multiple Modes									
Private truck and for-hire truck	—	—	—	—	—	—	—	—	—
Truck and air	(D)	(D)	(D)	—	—	—	(D)	(D)	(D)
Truck and rail	(D)	(D)	(D)	—	—	—	(D)	(D)	(D)
Truck and water	100.0	100.0	(S)	—	—	—	100.0	100.0	(S)
Truck and pipeline	—	—	—	—	—	—	—	—	—
Rail and water	—	—	—	—	—	—	—	—	—
Inland water and Great Lakes	—	—	—	—	—	—	—	—	—
Inland water and deep sea	—	—	—	—	—	—	(S)	(S)	(S)
Other Modes									
Other and unknown modes	(S)	(S)	(S)	47.2	(S)	(S)	(S)	(S)	(S)
STCC 09, FRESH FISH OR OTHER MARINE PRODUCTS									
Total	14.1	16.3	16.8	22.9	22.8	23.8	17.2	20.6	19.2
Single Modes									
Parcel, U.S. Postal Service, or courier	(D)	(D)	(D)	(D)	(D)	(D)	(S)	(S)	(S)
Private truck	31.1	42.2	40.3	(S)	49.7	(S)	30.9	33.9	34.3
For-hire truck	29.8	22.4	22.5	23.3	19.0	20.4	42.9	37.5	37.7
Air	(D)	(D)	(D)	(D)	(D)	(D)	100.0	100.0	100.0
Rail	(D)	(D)	(D)	(D)	(D)	(D)	(S)	(S)	(S)
Inland water	—	—	—	—	—	—	—	—	—
Great Lakes	—	—	—	—	—	—	—	—	—
Deep sea water	—	—	—	—	—	—	—	—	—
Pipeline	—	—	—	—	—	—	—	—	—
Multiple Modes									
Private truck and for-hire truck	(S)	94.6	(S)	(D)	(D)	(D)	(S)	66.8	(S)
Truck and air	28.8	28.7	27.0	24.8	26.6	26.1	33.8	33.9	31.2
Truck and rail	(D)	(D)	(D)	(D)	(D)	(D)	(S)	(S)	(S)
Truck and water	35.4	48.9	(S)	(S)	89.6	(S)	(S)	(S)	(S)
Truck and pipeline	—	—	—	—	—	—	—	—	—
Rail and water	—	—	—	—	—	—	—	—	—
Inland water and Great Lakes	—	—	—	—	—	—	—	—	—
Inland water and deep sea	39.3	44.9	45.2	(S)	100.0	100.0	(S)	(S)	(S)
Other Modes									
Other and unknown modes	(S)	(S)	(S)	(S)	(S)	(S)	(S)	(S)	(S)
STCC 10, METALLIC ORES									
Total	21.4	44.3	39.2	(S)	37.1	37.7	17.7	23.1	26.6
Single Modes									
Parcel, U.S. Postal Service, or courier	38.4	48.6	47.2	44.7	33.5	33.9	(S)	45.6	46.2
Private truck	(D)	(D)	(D)	(D)	(D)	(D)	(S)	64.6	(S)
For-hire truck	(D)	(D)	(D)	(D)	(D)	(D)	32.5	22.9	22.5
Air	—	—	—	—	—	—	100.0	100.0	100.0
Rail	30.0	(S)	(S)	38.3	45.1	45.3	—	—	—
Inland water	—	—	—	—	—	—	—	—	—
Great Lakes	—	—	—	—	—	—	—	—	—
Deep sea water	—	—	—	—	—	—	—	—	—
Pipeline	—	—	—	—	—	—	—	—	—
Multiple Modes									
Private truck and for-hire truck	—	—	—	—	—	—	—	—	—
Truck and air	(D)	(D)	(D)	(D)	(D)	(D)	30.9	52.0	52.2
Truck and rail	(S)	(S)	(S)	(D)	(D)	(D)	(D)	(D)	(D)
Truck and water	—	—	—	—	—	—	(D)	(D)	(D)
Truck and pipeline	—	—	—	—	—	—	—	—	—
Rail and water	—	—	—	—	—	—	—	—	—
Inland water and Great Lakes	—	—	—	—	—	—	—	—	—
Inland water and deep sea	(D)	(D)	(D)	—	—	—	—	—	—
Other Modes									
Other and unknown modes	(D)	(D)	(D)	—	—	—	100.0	100.0	100.0

Table B-9. **Estimated Coefficients of Variation for Shipment Characteristics by Commodity and Mode of Transportation by Distance Shipped for the United States: 1993-**
 Con.

STCC code, description, and mode of transportation	1,000 to 1,499 miles			1,500 to 1,999 miles			2,000 miles or more		
	Value	Tons	Ton-miles	Value	Tons	Ton-miles	Value	Tons	Ton-miles
STCC 11, COAL									
Total	16.0	17.0	18.4	(S)	(S)	49.8	(S)	(S)	(S)
Single Modes									
Parcel, U.S. Postal Service, or courier	-	-	-	-	-	-	-	-	-
Private truck	-	-	-	-	-	-	(D)	(D)	(D)
For-hire truck	(D)	(D)	(D)	(D)	(D)	(D)	(D)	(D)	(D)
Air	-	-	-	-	-	-	-	-	-
Rail	15.9	14.1	14.0	(S)	(S)	(S)	(S)	(S)	(S)
Inland water	-	-	-	-	-	-	-	-	-
Great Lakes	-	-	-	-	-	-	-	-	-
Deep sea water	-	-	-	-	-	-	-	-	-
Pipeline	-	-	-	-	-	-	-	-	-
Multiple Modes									
Private truck and for-hire truck	-	-	-	-	-	-	-	-	-
Truck and air	-	-	-	-	-	-	-	-	-
Truck and rail	(D)	(D)	(D)	-	-	-	-	-	-
Truck and water	-	-	-	-	-	-	-	-	-
Truck and pipeline	-	-	-	-	-	-	-	-	-
Rail and water	(D)	(D)	(D)	(D)	(D)	(D)	-	-	-
Inland water and Great Lakes	-	-	-	-	-	-	-	-	-
Inland water and deep sea	-	-	-	-	-	-	-	-	-
Other Modes									
Other and unknown modes	(D)	(D)	(D)	-	-	-	100.0	100.0	(S)
STCC 13, CRUDE PETROLEUM, NATURAL GAS, OR GASOLINE									
Total	(S)	(S)	(S)	(S)	(S)	(S)	100.0	100.0	100.0
Single Modes									
Parcel, U.S. Postal Service, or courier	-	-	-	-	-	-	100.0	100.0	100.0
Private truck	(S)	(S)	(S)	-	-	-	-	-	-
For-hire truck	(D)	(D)	(D)	(S)	(S)	(S)	-	-	-
Air	-	-	-	-	-	-	-	-	-
Rail	-	-	-	-	-	-	-	-	-
Inland water	-	-	-	-	-	-	-	-	-
Great Lakes	-	-	-	-	-	-	-	-	-
Deep sea water	-	-	-	-	-	-	-	-	-
Pipeline	-	-	-	-	-	-	-	-	-
Multiple Modes									
Private truck and for-hire truck	-	-	-	-	-	-	-	-	-
Truck and air	-	-	-	-	-	-	-	-	-
Truck and rail	-	-	-	-	-	-	-	-	-
Truck and water	-	-	-	-	-	-	-	-	-
Truck and pipeline	-	-	-	-	-	-	-	-	-
Rail and water	-	-	-	-	-	-	-	-	-
Inland water and Great Lakes	-	-	-	-	-	-	-	-	-
Inland water and deep sea	-	-	-	-	-	-	-	-	-
Other Modes									
Other and unknown modes	(D)	(D)	(D)	(S)	(S)	(S)	-	-	-
STCC 14, NONMETALLIC MINERALS									
Total	15.4	13.0	13.1	21.8	38.0	37.6	34.6	(S)	(S)
Single Modes									
Parcel, U.S. Postal Service, or courier	(D)	(D)	(D)	(D)	(D)	(D)	(S)	(S)	(S)
Private truck	(S)	(S)	(S)	(S)	(S)	(S)	(S)	(S)	(S)
For-hire truck	12.2	14.4	15.9	15.5	17.3	15.6	23.3	46.4	46.3
Air	-	-	-	-	-	-	-	-	-
Rail	17.0	12.3	12.0	29.3	43.4	42.5	(S)	37.9	37.3
Inland water	(S)	(S)	(S)	-	-	-	-	-	-
Great Lakes	-	-	-	-	-	-	-	-	-
Deep sea water	-	-	-	-	-	-	-	-	-
Pipeline	-	-	-	-	-	-	-	-	-

Table B-9. **Estimated Coefficients of Variation for Shipment Characteristics by Commodity and Mode of Transportation by Distance Shipped for the United States: 1993—**
Con.

STCC code, description, and mode of transportation	1,000 to 1,499 miles			1,500 to 1,999 miles			2,000 miles or more		
	Value	Tons	Ton-miles	Value	Tons	Ton-miles	Value	Tons	Ton-miles
STCC 14, NONMETALLIC MINERALS—Con.									
Multiple Modes									
Private truck and for-hire truck	—	—	—	—	—	—	—	—	—
Truck and air	(D)	(D)	(D)	(D)	(D)	(D)	(S)	57.2	62.8
Truck and rail	(S)	39.1	40.1	(S)	(S)	(S)	46.2	42.5	41.8
Truck and water	(D)	(D)	(D)	—	—	—	69.8	82.0	(S)
Truck and pipeline	—	—	—	—	—	—	—	—	—
Rail and water	—	—	—	—	—	—	—	—	—
Inland water and Great Lakes	(D)	(D)	(D)	—	—	—	—	—	—
Inland water and deep sea	(D)	(D)	(D)	(S)	(S)	(S)	94.3	95.1	(S)
Other Modes									
Other and unknown modes	49.8	39.0	40.9	38.5	(S)	(S)	(S)	(S)	(S)
STCC 19, ORDNANCE OR ACCESSORIES									
Total	29.2	10.3	10.3	14.0	37.8	38.9	27.6	28.2	31.4
Single Modes									
Parcel, U.S. Postal Service, or courier	10.9	22.5	21.9	36.4	16.8	17.1	22.7	10.4	11.7
Private truck	(D)	(D)	(D)	(D)	(D)	(D)	(S)	53.8	55.2
For-hire truck	33.1	14.3	13.3	18.2	25.7	24.9	36.3	28.3	28.5
Air	—	—	—	(D)	(D)	(D)	(S)	69.7	76.2
Rail	44.3	36.7	35.4	(S)	(S)	(S)	(S)	(S)	(S)
Inland water	—	—	—	—	—	—	—	—	—
Great Lakes	—	—	—	—	—	—	—	—	—
Deep sea water	—	—	—	—	—	—	—	—	—
Pipeline	—	—	—	—	—	—	—	—	—
Multiple Modes									
Private truck and for-hire truck	—	—	—	—	—	—	—	—	—
Truck and air	35.1	28.9	32.3	46.3	54.6	53.9	36.3	(S)	(S)
Truck and rail	—	—	—	(S)	(S)	(S)	—	—	—
Truck and water	—	—	—	(S)	(S)	(S)	—	—	—
Truck and pipeline	—	—	—	—	—	—	—	—	—
Rail and water	—	—	—	—	—	—	—	—	—
Inland water and Great Lakes	—	—	—	—	—	—	—	—	—
Inland water and deep sea	—	—	—	—	—	—	—	—	—
Other Modes									
Other and unknown modes	(D)	(D)	(D)	(S)	(S)	(S)	45.9	58.0	57.9
STCC 20, FOOD OR KINDRED PRODUCTS									
Total	3.9	6.9	6.3	3.3	4.4	4.3	12.0	7.2	7.4
Single Modes									
Parcel, U.S. Postal Service, or courier	38.9	24.8	26.0	24.4	18.1	18.7	17.3	11.0	11.1
Private truck	8.4	8.6	8.4	10.4	9.2	9.0	22.3	22.6	22.4
For-hire truck	4.8	2.8	2.7	3.3	4.0	4.1	17.1	10.3	10.2
Air	(D)	(D)	(D)	(S)	66.2	(S)	35.4	42.2	46.4
Rail	12.3	5.9	5.6	7.9	8.3	7.8	13.1	15.9	16.7
Inland water	(S)	(S)	(S)	—	—	—	—	—	—
Great Lakes	—	—	—	—	—	—	—	—	—
Deep sea water	—	—	—	—	—	—	—	—	—
Pipeline	—	—	—	—	—	—	—	—	—
Multiple Modes									
Private truck and for-hire truck	37.5	45.9	46.3	(S)	48.7	(S)	47.3	47.0	46.4
Truck and air	31.6	33.7	34.4	15.6	21.7	22.3	34.9	41.6	43.5
Truck and rail	16.5	17.3	17.5	22.0	23.6	23.7	24.0	26.3	27.1
Truck and water	42.4	43.3	43.5	46.5	41.3	43.0	17.4	19.4	17.2
Truck and pipeline	—	—	—	—	—	—	—	—	—
Rail and water	(D)	(D)	(D)	—	—	—	—	—	—
Inland water and Great Lakes	(D)	(D)	(D)	—	—	—	—	—	—
Inland water and deep sea	(S)	(S)	(S)	30.5	40.6	36.2	(S)	(S)	(S)
Other Modes									
Other and unknown modes	36.5	(S)	(S)	14.7	10.1	10.2	24.3	14.5	13.1

Table B-9. **Estimated Coefficients of Variation for Shipment Characteristics by Commodity and Mode of Transportation by Distance Shipped for the United States: 1993-**
Con.

STCC code, description, and mode of transportation	1,000 to 1,499 miles			1,500 to 1,999 miles			2,000 miles or more		
	Value	Tons	Ton-miles	Value	Tons	Ton-miles	Value	Tons	Ton-miles
STCC 21, TOBACCO PRODUCTS, EXCLUDING INSECTICIDES									
Total	34.2	27.0	28.4	26.4	24.7	23.8	37.0	30.6	32.7
Single Modes									
Parcel, U.S. Postal Service, or courier	(S)	28.2	28.9	(S)	(S)	(S)	(S)	48.5	48.4
Private truck	(S)	55.1	55.7	(S)	(S)	(S)	(S)	98.0	98.0
For-hire truck	38.0	30.3	32.1	33.1	31.2	30.2	(D)	(D)	(D)
Air	-	-	-	-	-	-	100.0	100.0	100.0
Rail	(S)	(S)	(S)	-	-	-	(D)	(D)	(D)
Inland water	-	-	-	-	-	-	-	-	-
Great Lakes	-	-	-	-	-	-	-	-	-
Deep sea water	-	-	-	-	-	-	-	-	-
Pipeline	-	-	-	-	-	-	-	-	-
Multiple Modes									
Private truck and for-hire truck	-	-	-	-	-	-	-	-	-
Truck and air	93.4	93.2	94.2	-	-	-	(D)	(D)	(D)
Truck and rail	-	-	-	(S)	(S)	(S)	(D)	(D)	(D)
Truck and water	-	-	-	-	-	-	(D)	(D)	(D)
Truck and pipeline	-	-	-	-	-	-	-	-	-
Rail and water	-	-	-	-	-	-	-	-	-
Inland water and Great Lakes	-	-	-	-	-	-	-	-	-
Inland water and deep sea	-	-	-	-	-	-	-	-	-
Other Modes									
Other and unknown modes	(S)	100.0	100.0	-	-	-	(S)	55.3	54.6
STCC 22, TEXTILE MILL PRODUCTS									
Total	8.8	8.1	7.6	8.6	8.0	8.4	5.3	12.3	12.0
Single Modes									
Parcel, U.S. Postal Service, or courier	17.4	15.0	15.5	25.7	44.3	44.6	17.7	27.5	26.7
Private truck	16.2	16.0	15.8	21.7	22.7	24.1	19.3	16.9	16.7
For-hire truck	10.7	10.4	10.3	7.7	8.0	8.0	7.5	15.0	14.6
Air	(D)	(D)	(D)	(S)	64.9	65.3	59.2	97.8	(S)
Rail	(D)	(D)	(D)	(S)	48.3	46.9	(S)	(S)	(S)
Inland water	-	-	-	-	-	-	-	-	-
Great Lakes	-	-	-	-	-	-	-	-	-
Deep sea water	-	-	-	-	-	-	-	-	-
Pipeline	-	-	-	-	-	-	-	-	-
Multiple Modes									
Private truck and for-hire truck	37.8	35.1	35.2	(S)	(S)	(S)	(S)	(S)	(S)
Truck and air	43.4	16.4	17.6	27.9	39.5	42.3	33.9	31.2	28.6
Truck and rail	(D)	(D)	(D)	42.5	(S)	(S)	(S)	48.7	48.1
Truck and water	(S)	81.0	81.1	(S)	65.8	(S)	(S)	(S)	(S)
Truck and pipeline	-	-	-	-	-	-	-	-	-
Rail and water	-	-	-	-	-	-	-	-	-
Inland water and Great Lakes	-	-	-	-	-	-	-	-	-
Inland water and deep sea	-	-	-	(S)	(S)	(S)	(S)	(S)	(S)
Other Modes									
Other and unknown modes	(S)	36.8	39.9	31.0	36.9	37.0	(S)	32.1	30.1
STCC 23, APPAREL OR OTHER FINISHED TEXTILE PRODUCTS									
Total	5.2	5.0	5.1	9.8	15.7	15.7	11.8	15.4	16.8
Single Modes									
Parcel, U.S. Postal Service, or courier	5.9	9.3	8.9	9.2	8.7	8.8	8.1	7.7	8.8
Private truck	14.2	11.3	12.3	(D)	(D)	(D)	(D)	(D)	(D)
For-hire truck	7.4	6.5	6.8	12.7	19.8	19.4	13.1	10.4	10.2
Air	49.7	67.8	64.4	(S)	(S)	(S)	(S)	(S)	(S)
Rail	(S)	(S)	(S)	(D)	(D)	(D)	(D)	(D)	(D)
Inland water	-	-	-	-	-	-	-	-	-
Great Lakes	-	-	-	-	-	-	-	-	-
Deep sea water	-	-	-	-	-	-	-	-	-
Pipeline	-	-	-	-	-	-	-	-	-

Table B-9. **Estimated Coefficients of Variation for Shipment Characteristics by Commodity and Mode of Transportation by Distance Shipped for the United States: 1993—**
Con.

STCC code, description, and mode of transportation	1,000 to 1,499 miles			1,500 to 1,999 miles			2,000 miles or more		
	Value	Tons	Ton-miles	Value	Tons	Ton-miles	Value	Tons	Ton-miles
STCC 23, APPAREL OR OTHER FINISHED TEXTILE PRODUCTS—Con.									
Multiple Modes									
Private truck and for-hire truck	43.0	44.9	47.1	(D)	(D)	(D)	(S)	(S)	(S)
Truck and air	43.5	30.6	32.1	25.0	35.7	36.1	30.6	16.9	17.8
Truck and rail	(S)	(S)	(S)	47.8	45.0	45.5	(S)	(S)	(S)
Truck and water	(S)	98.0	91.3	(S)	95.0	(S)	(D)	(D)	(D)
Truck and pipeline	—	—	—	—	—	—	—	—	—
Rail and water	—	—	—	—	—	—	—	—	—
Inland water and Great Lakes	—	—	—	—	—	—	—	—	—
Inland water and deep sea	100.0	100.0	100.0	43.5	42.1	42.2	(D)	(D)	(D)
Other Modes									
Other and unknown modes	15.8	21.9	24.1	27.9	32.4	32.8	41.5	25.3	26.3
STCC 24, LUMBER OR WOOD PRODUCTS, EXCLUDING FURNITURE									
Total	7.4	6.4	6.5	11.8	16.3	17.3	22.6	48.7	44.5
Single Modes									
Parcel, U.S. Postal Service, or courier	12.4	10.3	10.4	9.9	10.0	10.1	15.5	12.3	12.6
Private truck	21.2	15.8	16.0	12.0	12.4	12.5	21.4	13.3	13.1
For-hire truck	12.5	9.4	9.2	20.1	35.0	38.2	13.3	(S)	(S)
Air	98.7	99.7	99.8	—	—	—	(D)	(D)	(D)
Rail	7.6	8.7	8.5	8.1	10.1	10.0	16.9	11.2	11.7
Inland water	—	—	—	—	—	—	—	—	—
Great Lakes	—	—	—	—	—	—	—	—	—
Deep sea water	—	—	—	—	—	—	—	—	—
Pipeline	—	—	—	—	—	—	—	—	—
Multiple Modes									
Private truck and for-hire truck	(S)	(S)	(S)	99.3	98.3	98.5	(S)	(S)	(S)
Truck and air	31.9	40.7	41.6	(S)	(S)	(S)	(D)	(D)	(D)
Truck and rail	20.5	(S)	(S)	27.5	26.8	27.0	34.7	29.8	29.8
Truck and water	(S)	(S)	(S)	(S)	(S)	(S)	37.8	39.4	49.5
Truck and pipeline	—	—	—	—	—	—	—	—	—
Rail and water	—	—	—	—	—	—	—	—	—
Inland water and Great Lakes	—	—	—	—	—	—	—	—	—
Inland water and deep sea	(S)	(S)	(S)	(S)	(S)	(S)	43.8	35.6	30.7
Other Modes									
Other and unknown modes	27.3	29.9	31.6	30.9	27.7	30.1	(S)	29.7	36.3
STCC 25, FURNITURE OR FIXTURES									
Total	6.1	10.2	10.0	9.0	5.9	6.3	10.9	14.5	15.7
Single Modes									
Parcel, U.S. Postal Service, or courier	23.2	27.9	30.4	31.5	21.2	21.2	31.8	49.4	43.2
Private truck	27.2	35.5	31.8	38.8	22.1	23.7	35.7	(S)	(S)
For-hire truck	5.1	7.1	7.4	8.0	4.9	4.8	8.1	13.6	15.4
Air	100.0	100.0	100.0	54.1	74.6	71.5	37.9	38.3	37.1
Rail	45.7	35.4	36.3	27.4	27.1	26.8	24.9	24.1	24.0
Inland water	—	—	—	—	—	—	—	—	—
Great Lakes	—	—	—	—	—	—	—	—	—
Deep sea water	—	—	—	—	—	—	—	—	—
Pipeline	—	—	—	—	—	—	—	—	—
Multiple Modes									
Private truck and for-hire truck	(S)	(S)	(S)	39.6	42.1	42.9	45.3	47.6	47.7
Truck and air	16.1	18.0	16.4	33.1	27.3	27.7	(S)	(S)	(S)
Truck and rail	38.7	41.2	43.0	(S)	(S)	(S)	(S)	99.9	(S)
Truck and water	(S)	68.0	67.4	(S)	67.7	(S)	(S)	(S)	(S)
Truck and pipeline	—	—	—	—	—	—	—	—	—
Rail and water	—	—	—	—	—	—	—	—	—
Inland water and Great Lakes	—	—	—	—	—	—	—	—	—
Inland water and deep sea	(S)	(S)	(S)	100.0	100.0	100.0	(S)	(S)	(S)
Other Modes									
Other and unknown modes	47.2	(S)	(S)	23.7	28.2	27.9	22.5	41.5	37.7

Table B-9. **Estimated Coefficients of Variation for Shipment Characteristics by Commodity and Mode of Transportation by Distance Shipped for the United States: 1993-**
Con.

STCC code, description, and mode of transportation	1,000 to 1,499 miles			1,500 to 1,999 miles			2,000 miles or more		
	Value	Tons	Ton-miles	Value	Tons	Ton-miles	Value	Tons	Ton-miles
STCC 26, PULP, PAPER, OR ALLIED PRODUCTS									
Total	3.7	4.3	4.0	4.4	5.4	5.7	6.3	9.1	9.8
Single Modes									
Parcel, U.S. Postal Service, or courier	8.0	15.9	16.2	19.2	13.3	13.4	10.4	12.6	12.9
Private truck	14.7	17.5	17.6	12.8	10.7	9.8	49.3	(S)	(S)
For-hire truck	5.7	4.6	4.6	3.9	3.5	3.7	6.2	6.0	5.8
Air	94.9	72.7	73.1	100.0	100.0	100.0	(S)	82.2	79.9
Rail	7.5	8.6	7.9	11.7	12.3	12.2	14.6	13.4	13.4
Inland water	-	-	-	-	-	-	-	-	-
Great Lakes	-	-	-	-	-	-	-	-	-
Deep sea water	-	-	-	-	-	-	-	-	-
Pipeline	-	-	-	-	-	-	-	-	-
Multiple Modes									
Private truck and for-hire truck	(S)	(S)	(S)	66.8	67.0	(S)	-	-	-
Truck and air	33.2	(S)	(S)	(S)	(S)	(S)	21.8	(S)	(S)
Truck and rail	12.1	26.9	30.9	25.4	22.4	23.4	28.7	27.0	27.6
Truck and water	25.8	23.6	24.1	(S)	48.8	(S)	41.7	48.4	49.9
Truck and pipeline	-	-	-	-	-	-	-	-	-
Rail and water	-	-	-	(S)	(S)	(S)	100.0	100.0	(S)
Inland water and Great Lakes	-	-	-	-	-	-	-	-	-
Inland water and deep sea	(S)	(S)	(S)	(S)	(S)	(S)	34.0	(S)	47.9
Other Modes									
Other and unknown modes	16.7	19.3	20.1	22.2	23.4	23.6	24.0	26.6	27.9
STCC 27, PRINTED MATTER									
Total	(S)	(S)	(S)	(S)	(S)	(S)	(S)	(S)	(S)
Single Modes									
Parcel, U.S. Postal Service, or courier	(S)	(S)	(S)	(S)	(S)	(S)	(S)	(S)	(S)
Private truck	(S)	(S)	(S)	(S)	(S)	(S)	(S)	(S)	(S)
For-hire truck	(S)	(S)	(S)	(S)	(S)	(S)	(S)	(S)	(S)
Air	(S)	49.3	51.9	(S)	35.7	35.6	(S)	(S)	(S)
Rail	(S)	(S)	(S)	(S)	(S)	(S)	(S)	(S)	(S)
Inland water	-	-	-	-	-	-	-	-	-
Great Lakes	-	-	-	-	-	-	-	-	-
Deep sea water	-	-	-	-	-	-	-	-	-
Pipeline	-	-	-	-	-	-	-	-	-
Multiple Modes									
Private truck and for-hire truck	(S)	58.4	(S)	(S)	(S)	(S)	100.0	100.0	100.0
Truck and air	(S)	(S)	(S)	(S)	(S)	(S)	(S)	(S)	(S)
Truck and rail	(S)	(S)	(S)	(S)	(S)	(S)	(S)	(S)	(S)
Truck and water	(S)	80.4	(S)	(S)	(S)	(S)	(S)	(S)	(S)
Truck and pipeline	-	-	-	-	-	-	-	-	-
Rail and water	-	-	-	-	-	-	-	-	-
Inland water and Great Lakes	-	-	-	-	-	-	-	-	-
Inland water and deep sea	100.0	100.0	100.0	-	-	-	100.0	100.0	100.0
Other Modes									
Other and unknown modes	(S)	(S)	(S)	(S)	(S)	(S)	(S)	(S)	(S)
STCC 28, CHEMICALS OR ALLIED PRODUCTS									
Total	4.7	10.2	12.0	11.5	11.0	10.5	11.3	19.4	18.3
Single Modes									
Parcel, U.S. Postal Service, or courier	9.1	6.6	6.5	8.7	17.3	16.9	8.9	14.7	14.7
Private truck	28.0	11.6	11.6	22.6	17.2	17.0	13.8	36.5	37.5
For-hire truck	7.2	4.8	5.0	11.1	7.4	7.7	14.2	7.2	7.4
Air	(D)	(D)	(D)	(S)	(S)	(S)	(S)	29.4	34.6
Rail	9.8	13.9	14.7	12.7	15.0	14.3	23.6	20.6	21.0
Inland water	(S)	(S)	(S)	-	-	-	-	-	-
Great Lakes	-	-	-	-	-	-	-	-	-
Deep sea water	-	-	-	-	-	-	-	-	-
Pipeline	-	-	-	-	-	-	-	-	-

Table B-9. **Estimated Coefficients of Variation for Shipment Characteristics by Commodity and Mode of Transportation by Distance Shipped for the United States: 1993—**
Con.

STCC code, description, and mode of transportation	1,000 to 1,499 miles			1,500 to 1,999 miles			2,000 miles or more		
	Value	Tons	Ton-miles	Value	Tons	Ton-miles	Value	Tons	Ton-miles
STCC 28, CHEMICALS OR ALLIED PRODUCTS—Con.									
Multiple Modes									
Private truck and for-hire truck	(D)	(D)	(D)	(S)	(S)	(S)	80.1	66.6	66.4
Truck and air	15.4	15.7	15.3	29.0	26.6	27.4	23.0	29.2	26.3
Truck and rail	25.8	31.6	33.2	(S)	47.3	47.6	(S)	36.7	39.8
Truck and water	44.2	(S)	(S)	(S)	(S)	(S)	45.8	48.3	46.3
Truck and pipeline	—	—	—	—	—	—	—	—	—
Rail and water	—	—	—	—	—	—	—	—	—
Inland water and Great Lakes	(S)	(S)	(S)	—	—	—	—	—	—
Inland water and deep sea	(S)	48.6	48.6	35.3	37.4	35.0	37.8	(S)	(S)
Other Modes									
Other and unknown modes	13.5	46.4	49.6	26.2	32.6	33.4	28.1	47.9	47.6
STCC 29, PETROLEUM OR COAL PRODUCTS									
Total	22.3	24.2	27.5	28.2	34.1	48.7	19.7	(S)	(S)
Single Modes									
Parcel, U.S. Postal Service, or courier	23.1	27.6	28.2	(S)	(S)	(S)	(S)	(S)	(S)
Private truck	27.7	31.0	30.4	40.5	32.0	31.2	42.3	(S)	(S)
For-hire truck	21.3	43.4	44.8	13.5	16.0	16.5	21.0	20.9	22.0
Air	(D)	(D)	(D)	—	—	—	—	—	—
Rail	14.7	36.6	32.7	16.1	22.6	21.9	31.9	30.0	30.0
Inland water	(S)	(S)	(S)	—	—	—	—	—	—
Great Lakes	—	—	—	—	—	—	—	—	—
Deep sea water	—	—	—	—	—	—	—	—	—
Pipeline	(S)	(S)	(S)	(D)	(D)	(D)	(S)	(S)	(S)
Multiple Modes									
Private truck and for-hire truck	(D)	(D)	(D)	—	—	—	—	—	—
Truck and air	(D)	(D)	(D)	52.3	90.0	90.0	40.3	62.0	(S)
Truck and rail	35.2	(S)	(S)	39.5	37.8	37.1	(S)	(S)	(S)
Truck and water	(S)	(S)	(S)	100.0	(S)	(S)	36.2	(S)	(S)
Truck and pipeline	(D)	(D)	(D)	(D)	(D)	(D)	—	—	—
Rail and water	—	—	—	—	—	—	—	—	—
Inland water and Great Lakes	(S)	(S)	(S)	—	—	—	—	—	—
Inland water and deep sea	(S)	46.1	44.5	(S)	(S)	(S)	(S)	(S)	(S)
Other Modes									
Other and unknown modes	35.5	(S)	(S)	(S)	(S)	(S)	(S)	(S)	(S)
STCC 30, RUBBER OR MISCELLANEOUS PLASTICS PRODUCTS									
Total	6.2	4.3	4.3	4.6	6.0	5.8	7.8	6.8	7.6
Single Modes									
Parcel, U.S. Postal Service, or courier	11.6	7.5	7.1	10.5	14.6	13.8	12.5	20.7	20.4
Private truck	18.8	15.5	13.8	29.9	21.8	22.1	41.4	29.5	29.3
For-hire truck	2.4	4.6	4.5	5.9	8.2	8.0	7.0	8.5	8.9
Air	(S)	44.5	42.9	(S)	57.6	56.8	41.8	36.9	37.1
Rail	(S)	24.6	23.6	12.9	13.6	12.8	32.9	28.6	29.0
Inland water	—	—	—	—	—	—	—	—	—
Great Lakes	—	—	—	—	—	—	—	—	—
Deep sea water	—	—	—	—	—	—	—	—	—
Pipeline	—	—	—	—	—	—	—	—	—
Multiple Modes									
Private truck and for-hire truck	(S)	(S)	(S)	(S)	(S)	(S)	—	—	—
Truck and air	12.7	14.1	13.5	32.9	(S)	(S)	43.2	26.0	25.0
Truck and rail	(S)	(S)	(S)	36.6	38.4	34.2	(S)	(S)	(S)
Truck and water	(S)	(S)	(S)	(S)	90.0	(S)	28.6	37.8	47.1
Truck and pipeline	—	—	—	—	—	—	—	—	—
Rail and water	—	—	—	—	—	—	—	—	—
Inland water and Great Lakes	—	—	—	—	—	—	—	—	—
Inland water and deep sea	(S)	42.5	41.3	(S)	(S)	(S)	(S)	44.2	46.7
Other Modes									
Other and unknown modes	37.9	18.6	18.2	18.9	21.6	23.2	32.8	19.5	19.8

Table B-9. **Estimated Coefficients of Variation for Shipment Characteristics by Commodity and Mode of Transportation by Distance Shipped for the United States: 1993-**
Con.

STCC code, description, and mode of transportation	1,000 to 1,499 miles			1,500 to 1,999 miles			2,000 miles or more		
	Value	Tons	Ton-miles	Value	Tons	Ton-miles	Value	Tons	Ton-miles
STCC 31, LEATHER OR LEATHER PRODUCTS									
Total	32.8	20.8	21.4	11.3	14.6	14.3	11.8	13.5	15.5
Single Modes									
Parcel, U.S. Postal Service, or courier	7.1	8.7	9.0	20.2	37.4	36.1	11.8	10.5	10.1
Private truck	38.3	27.8	27.2	(S) 9.4	48.2	46.7	(S) 24.1	(S) 22.7	(S) 22.6
For-hire truck	39.9	23.3	23.7	(D) 9.4	14.6	14.0	(D) 24.1	(D) 22.7	(D) 22.6
Air	-	-	-	(D)	(D)	(D)	(D)	(D)	(D)
Rail	(S)	(S)	(S)	(D)	(D)	(D)	(D)	(D)	(D)
Inland water	-	-	-	-	-	-	-	-	-
Great Lakes	-	-	-	-	-	-	-	-	-
Deep sea water	-	-	-	-	-	-	-	-	-
Pipeline	-	-	-	-	-	-	-	-	-
Multiple Modes									
Private truck and for-hire truck	-	-	-	-	-	-	-	-	-
Truck and air	27.3	42.0	43.0	(S) 100.0	(S) 100.0	(S) 100.0	25.7	27.7	25.2
Truck and rail	-	-	-	(D)	(D)	(D)	(S) 100.0	(S) 100.0	(S) 100.0
Truck and water	57.1	61.5	66.1	(D)	(D)	(D)	(D)	(D)	(D)
Truck and pipeline	-	-	-	-	-	-	-	-	-
Rail and water	-	-	-	-	-	-	-	-	-
Inland water and Great Lakes	-	-	-	-	-	-	-	-	-
Inland water and deep sea	-	-	-	-	-	-	100.0	100.0	100.0
Other Modes									
Other and unknown modes	(S)	(S)	(S)	46.5	44.8	46.0	43.0	41.8	39.1
STCC 32, CLAY, CONCRETE, GLASS, OR STONE PRODUCTS									
Total	6.7	7.0	6.5	9.0	10.3	10.9	7.5	23.9	24.3
Single Modes									
Parcel, U.S. Postal Service, or courier	15.2	41.9	39.0	25.8	15.3	16.7	8.5	15.9	15.9
Private truck	(D)	(D)	(D)	13.8	19.2	18.2	(D) 12.2	(D) 13.5	(D) 13.2
For-hire truck	7.3	8.1	8.3	6.9	8.2	7.8	12.2	13.5	13.2
Air	(D)	(D)	(D)	63.9	63.0	62.6	43.9	33.6	33.2
Rail	12.9	15.9	14.3	17.6	24.0	24.2	21.9	24.8	25.9
Inland water	-	-	-	-	-	-	-	-	-
Great Lakes	-	-	-	-	-	-	-	-	-
Deep sea water	-	-	-	-	-	-	-	-	-
Pipeline	-	-	-	-	-	-	-	-	-
Multiple Modes									
Private truck and for-hire truck	(D)	(D)	(D)	-	-	-	(S) 71.0	(S) 71.0	(S) 71.0
Truck and air	34.2	(S) 45.7	(S) 47.8	35.8	(S) 42.9	(S) 41.4	(D) 41.4	(D) 41.4	(D) 41.4
Truck and rail	33.2	(D) 45.7	(D) 47.8	42.9	(S) 43.4	(S) 41.4	(D) 41.4	(D) 41.4	(D) 41.4
Truck and water	(D)	(D)	(D)	(S)	(S)	(S)	(D)	(D)	(D)
Truck and pipeline	-	-	-	-	-	-	-	-	-
Rail and water	-	-	-	-	-	-	-	-	-
Inland water and Great Lakes	-	-	-	-	-	-	-	-	-
Inland water and deep sea	(S)	(S)	(S)	-	-	-	(D)	(D)	(D)
Other Modes									
Other and unknown modes	32.2	18.7	18.9	34.8	38.2	41.5	35.4	31.8	30.9
STCC 33, PRIMARY METAL PRODUCTS									
Total	8.4	13.2	14.2	6.3	11.3	12.3	20.0	14.6	14.6
Single Modes									
Parcel, U.S. Postal Service, or courier	12.4	10.8	10.0	8.5	10.6	10.7	23.4	11.7	12.1
Private truck	24.2	24.9	23.8	15.6	16.6	18.5	(S) 36.8	(S) 36.8	(S) 40.2
For-hire truck	6.8	9.6	9.7	9.4	7.3	7.7	18.9	17.3	18.2
Air	(S)	(S)	(S)	(S)	43.9	40.9	(D)	(D)	(D)
Rail	24.3	22.4	23.6	18.7	18.6	19.3	30.7	22.9	21.5
Inland water	-	-	-	-	-	-	-	-	-
Great Lakes	-	-	-	-	-	-	-	-	-
Deep sea water	-	-	-	-	-	-	-	-	-
Pipeline	-	-	-	-	-	-	-	-	-

Table B-9. **Estimated Coefficients of Variation for Shipment Characteristics by Commodity and Mode of Transportation by Distance Shipped for the United States: 1993—**
Con.

STCC code, description, and mode of transportation	1,000 to 1,499 miles			1,500 to 1,999 miles			2,000 miles or more		
	Value	Tons	Ton-miles	Value	Tons	Ton-miles	Value	Tons	Ton-miles
STCC 33, PRIMARY METAL PRODUCTS—Con.									
Multiple Modes									
Private truck and for-hire truck	(S)	(S)	(S)	(S)	(S)	(S)	(S)	76.6	76.7
Truck and air	18.1	49.2	(S)	20.2	26.3	26.3	(D)	(D)	(D)
Truck and rail	33.4	46.3	44.9	42.1	25.6	25.0	39.4	42.1	42.5
Truck and water	42.7	(S)	(S)	45.4	46.1	45.5	(D)	(D)	(D)
Truck and pipeline	—	—	—	—	—	—	—	—	—
Rail and water	—	—	—	—	—	—	—	—	—
Inland water and Great Lakes	—	—	—	—	—	—	—	—	—
Inland water and deep sea	(S)	(S)	(S)	(S)	68.3	(S)	(D)	(D)	(D)
Other Modes									
Other and unknown modes	26.2	30.6	32.0	40.1	35.4	34.0	30.6	36.0	36.3
STCC 34, FABRICATED METAL PRODUCTS									
Total	10.1	4.1	4.6	4.9	5.0	4.9	3.1	6.1	5.7
Single Modes									
Parcel, U.S. Postal Service, or courier	5.5	10.2	10.2	9.3	9.6	9.6	3.4	9.6	9.4
Private truck	9.9	6.8	7.6	12.5	18.0	17.9	16.0	18.2	18.0
For-hire truck	14.2	3.6	3.5	4.2	5.3	5.2	4.8	7.6	7.5
Air	33.7	31.6	34.1	43.4	46.9	(S)	26.0	33.7	40.4
Rail	32.2	16.2	17.2	27.6	26.5	25.8	31.8	24.7	25.5
Inland water	(S)	(S)	(S)	—	—	—	—	—	—
Great Lakes	—	—	—	—	—	—	—	—	—
Deep sea water	—	—	—	—	—	—	—	—	—
Pipeline	—	—	—	—	—	—	—	—	—
Multiple Modes									
Private truck and for-hire truck	38.0	41.9	43.0	47.5	(S)	(S)	100.0	100.0	100.0
Truck and air	17.2	16.9	17.5	18.1	31.7	30.9	10.2	12.1	11.4
Truck and rail	27.2	32.6	35.6	30.8	38.5	38.1	38.6	(S)	(S)
Truck and water	(S)	(S)	(S)	49.5	40.7	37.3	33.1	23.7	31.4
Truck and pipeline	—	—	—	—	—	—	—	—	—
Rail and water	—	—	—	—	—	—	—	—	—
Inland water and Great Lakes	—	—	—	—	—	—	—	—	—
Inland water and deep sea	(S)	46.5	48.3	(S)	(S)	(S)	(S)	(S)	(S)
Other Modes									
Other and unknown modes	25.8	14.9	14.1	20.1	19.1	17.6	13.2	23.3	22.1
STCC 35, MACHINERY, EXCLUDING ELECTRICAL									
Total	11.4	8.0	7.9	8.2	7.6	11.8	11.8	8.0	7.6
Single Modes									
Parcel, U.S. Postal Service, or courier	8.3	9.8	9.8	15.7	23.1	23.0	25.3	21.3	21.0
Private truck	11.3	13.1	12.8	30.5	38.5	40.6	31.2	40.6	39.1
For-hire truck	18.9	10.1	10.1	13.1	10.7	10.9	9.8	9.2	8.9
Air	24.5	(S)	(S)	35.3	32.0	30.4	28.8	18.2	20.2
Rail	30.3	28.2	28.1	13.6	15.3	15.3	(S)	42.4	41.3
Inland water	—	—	—	—	—	—	—	—	—
Great Lakes	—	—	—	—	—	—	—	—	—
Deep sea water	—	—	—	—	—	—	—	—	—
Pipeline	—	—	—	—	—	—	—	—	—
Multiple Modes									
Private truck and for-hire truck	(S)	82.2	82.4	(S)	(S)	(S)	(S)	95.3	96.7
Truck and air	21.2	9.9	10.2	11.5	36.6	35.7	31.9	24.5	25.7
Truck and rail	(S)	(S)	(S)	42.6	41.4	41.3	47.4	(S)	(S)
Truck and water	(S)	(S)	(S)	(S)	(S)	(S)	(S)	22.1	23.7
Truck and pipeline	—	—	—	—	—	—	—	—	—
Rail and water	—	—	—	—	—	—	—	—	—
Inland water and Great Lakes	—	—	—	—	—	—	—	—	—
Inland water and deep sea	(S)	66.7	(S)	(S)	(S)	(S)	39.7	(S)	45.1
Other Modes									
Other and unknown modes	15.8	17.1	16.9	27.1	40.3	(S)	25.6	19.8	18.8

Table B-9. **Estimated Coefficients of Variation for Shipment Characteristics by Commodity and Mode of Transportation by Distance Shipped for the United States: 1993—**
Con.

STCC code, description, and mode of transportation	1,000 to 1,499 miles			1,500 to 1,999 miles			2,000 miles or more		
	Value	Tons	Ton-miles	Value	Tons	Ton-miles	Value	Tons	Ton-miles
STCC 36, ELECTRICAL MACHINERY, EQUIPMENT, OR SUPPLIES									
Total	7.0	11.1	11.2	6.7	13.1	13.5	9.9	9.3	9.9
Single Modes									
Parcel, U.S. Postal Service, or courier	8.9	4.2	4.4	7.0	14.6	14.2	9.1	20.1	19.9
Private truck	11.3	18.4	19.6	26.4	39.0	39.2	41.3	45.0	46.7
For-hire truck	10.1	12.0	12.1	12.0	17.0	16.5	19.5	9.7	10.0
Air	39.9	36.7	34.9	28.7	26.8	26.9	22.6	34.2	33.1
Rail	31.8	26.0	25.9	19.3	34.3	34.7	30.8	27.5	27.3
Inland water	—	—	—	—	—	—	—	—	—
Great Lakes	—	—	—	—	—	—	—	—	—
Deep sea water	—	—	—	—	—	—	—	—	—
Pipeline	—	—	—	—	—	—	—	—	—
Multiple Modes									
Private truck and for-hire truck	(S)	74.1	74.3	(S)	81.0	80.0	100.0	100.0	100.0
Truck and air	16.3	26.0	26.1	9.9	11.9	12.9	11.6	13.5	11.9
Truck and rail	24.2	33.9	33.4	44.5	(S)	(S)	38.9	(S)	(S)
Truck and water	(S)	(S)	(S)	(S)	57.0	56.9	42.8	41.5	(S)
Truck and pipeline	—	—	—	—	—	—	—	—	—
Rail and water	—	—	—	—	—	—	—	—	—
Inland water and Great Lakes	—	—	—	—	—	—	—	—	—
Inland water and deep sea	(S)	(S)	(S)	(S)	(S)	(S)	(S)	(S)	(S)
Other Modes									
Other and unknown modes	21.7	40.2	39.8	18.9	38.9	39.4	12.6	(S)	(S)
STCC 37, TRANSPORTATION EQUIPMENT									
Total	9.2	17.6	18.1	7.7	9.0	10.1	24.1	32.3	34.3
Single Modes									
Parcel, U.S. Postal Service, or courier	7.3	16.1	15.4	11.3	24.3	23.9	3.9	14.1	14.5
Private truck	14.5	9.8	9.8	20.9	26.3	25.7	11.1	22.1	22.3
For-hire truck	10.4	15.4	17.7	15.0	12.9	12.9	32.3	15.8	15.8
Air	25.4	31.2	32.8	(S)	(S)	(S)	(S)	(S)	(S)
Rail	31.1	(S)	(S)	33.1	39.8	39.1	34.6	35.7	36.8
Inland water	(S)	(S)	(S)	—	—	—	—	—	—
Great Lakes	—	—	—	—	—	—	—	—	—
Deep sea water	—	—	—	—	—	—	—	—	—
Pipeline	—	—	—	—	—	—	—	—	—
Multiple Modes									
Private truck and for-hire truck	(D)	(D)	(D)	41.2	(S)	(S)	34.0	46.0	45.9
Truck and air	15.2	9.9	9.0	27.3	22.1	21.5	34.6	23.1	23.2
Truck and rail	18.4	18.0	17.9	28.6	31.2	32.1	(S)	(S)	(S)
Truck and water	(D)	(D)	(D)	(S)	65.7	65.9	37.3	38.5	(S)
Truck and pipeline	—	—	—	—	—	—	—	—	—
Rail and water	—	—	—	—	—	—	—	—	—
Inland water and Great Lakes	—	—	—	—	—	—	—	—	—
Inland water and deep sea	(D)	(D)	(D)	—	—	—	(S)	(S)	(S)
Other Modes									
Other and unknown modes	14.0	11.5	10.6	42.8	34.4	34.5	23.0	24.3	26.5
STCC 38, INSTRUMENTS, PHOTOGRAPHIC GOODS, OPTICAL GOODS, WATCHES, OR CLOCKS									
Total	7.0	26.6	26.3	5.6	15.1	15.3	14.0	26.9	26.2
Single Modes									
Parcel, U.S. Postal Service, or courier	5.7	5.5	5.8	5.1	9.3	9.4	6.6	11.8	12.5
Private truck	26.1	42.5	43.9	30.2	28.3	29.8	25.3	26.6	26.6
For-hire truck	15.3	32.2	31.7	14.4	16.0	16.2	32.2	33.0	32.6
Air	28.0	35.7	32.9	25.4	27.0	28.5	40.2	42.9	44.3
Rail	100.0	100.0	100.0	(S)	(S)	(S)	(S)	(S)	(S)
Inland water	—	—	—	—	—	—	—	—	—
Great Lakes	—	—	—	—	—	—	—	—	—
Deep sea water	—	—	—	—	—	—	—	—	—
Pipeline	—	—	—	—	—	—	—	—	—

Table B-9. **Estimated Coefficients of Variation for Shipment Characteristics by Commodity and Mode of Transportation by Distance Shipped for the United States: 1993—**
Con.

STCC code, description, and mode of transportation	1,000 to 1,499 miles			1,500 to 1,999 miles			2,000 miles or more		
	Value	Tons	Ton-miles	Value	Tons	Ton-miles	Value	Tons	Ton-miles
STCC 38, INSTRUMENTS, PHOTOGRAPHIC GOODS, OPTICAL GOODS, WATCHES, OR CLOCKS—									
Con.									
Multiple Modes									
Private truck and for-hire truck	100.0	100.0	100.0	—	—	—	—	—	—
Truck and air	10.2	21.9	22.3	20.1	35.1	36.8	16.4	17.6	16.4
Truck and rail	47.8	44.7	43.7	(S)	(S)	(S)	(S)	(S)	(S)
Truck and water	(S)	99.8	99.9	(S)	93.6	91.4	(S)	(S)	(S)
Truck and pipeline	—	—	—	—	—	—	—	—	—
Rail and water	—	—	—	—	—	—	—	—	—
Inland water and Great Lakes	—	—	—	—	—	—	—	—	—
Inland water and deep sea	(S)	100.0	100.0	—	—	—	(S)	100.0	(S)
Other Modes									
Other and unknown modes	44.1	46.6	47.5	15.4	(S)	(S)	12.8	25.9	25.2
STCC 39, MISCELLANEOUS PRODUCTS OF MANUFACTURING									
Total	7.4	9.3	10.0	13.0	9.3	9.6	10.7	7.0	6.9
Single Modes									
Parcel, U.S. Postal Service, or courier	6.6	7.5	7.4	7.5	10.2	9.6	8.2	14.1	13.8
Private truck	20.9	18.3	18.9	45.4	24.6	25.5	34.4	31.6	31.0
For-hire truck	12.2	13.0	14.1	24.8	11.1	11.4	14.1	9.1	8.8
Air	(S)	34.3	44.8	(S)	66.7	64.8	41.4	(S)	(S)
Rail	49.5	(S)	(S)	48.2	(S)	(S)	44.3	49.3	49.7
Inland water	—	—	—	—	—	—	—	—	—
Great Lakes	—	—	—	—	—	—	—	—	—
Deep sea water	—	—	—	—	—	—	—	—	—
Pipeline	—	—	—	—	—	—	—	—	—
Multiple Modes									
Private truck and for-hire truck	(D)	(D)	(D)	(D)	(D)	(D)	(S)	59.5	(S)
Truck and air	(S)	32.8	30.8	20.6	(S)	49.8	(S)	23.3	23.8
Truck and rail	100.0	100.0	100.0	38.7	36.1	35.7	37.7	36.9	36.9
Truck and water	(D)	(D)	(D)	(D)	(D)	(D)	(S)	48.2	(S)
Truck and pipeline	—	—	—	—	—	—	—	—	—
Rail and water	—	—	—	—	—	—	—	—	—
Inland water and Great Lakes	—	—	—	—	—	—	—	—	—
Inland water and deep sea	100.0	100.0	100.0	(S)	(S)	(S)	43.6	41.7	41.6
Other Modes									
Other and unknown modes	19.4	18.2	18.4	(S)	34.8	36.4	17.5	18.9	17.7
STCC 40, WASTE OR SCRAP MATERIALS									
Total	22.0	19.6	19.5	38.6	21.3	22.7	36.4	(S)	(S)
Single Modes									
Parcel, U.S. Postal Service, or courier	49.7	51.9	51.1	43.0	45.7	45.9	56.4	69.9	70.3
Private truck	(S)	(S)	(S)	36.5	38.7	38.9	100.0	100.0	100.0
For-hire truck	27.9	30.7	31.4	(S)	40.7	41.6	32.7	28.6	28.5
Air	—	—	—	—	—	—	—	—	—
Rail	32.3	23.6	23.1	17.5	31.9	31.5	(S)	(S)	(S)
Inland water	(S)	(S)	(S)	—	—	—	—	—	—
Great Lakes	—	—	—	—	—	—	—	—	—
Deep sea water	—	—	—	—	—	—	—	—	—
Pipeline	—	—	—	—	—	—	—	—	—
Multiple Modes									
Private truck and for-hire truck	100.0	(S)	(S)	(S)	(S)	(S)	—	—	—
Truck and air	74.4	71.4	71.4	—	—	—	—	—	—
Truck and rail	39.0	(S)	(S)	42.4	(S)	(S)	(D)	(D)	(D)
Truck and water	47.8	48.7	48.7	(S)	100.0	(S)	(D)	(D)	(D)
Truck and pipeline	—	—	—	—	—	—	—	—	—
Rail and water	—	—	—	—	—	—	—	—	—
Inland water and Great Lakes	—	—	—	—	—	—	—	—	—
Inland water and deep sea	—	—	—	—	—	—	(D)	(D)	(D)
Other Modes									
Other and unknown modes	49.0	(S)	(S)	40.6	47.7	(S)	(S)	(S)	(S)

Table B-9. **Estimated Coefficients of Variation for Shipment Characteristics by Commodity and Mode of Transportation by Distance Shipped for the United States: 1993-**
Con.

STCC code, description, and mode of transportation	1,000 to 1,499 miles			1,500 to 1,999 miles			2,000 miles or more		
	Value	Tons	Ton-miles	Value	Tons	Ton-miles	Value	Tons	Ton-miles
STCC 41, MISCELLANEOUS FREIGHT SHIPMENT									
Total	17.9	29.0	27.9	27.9	21.6	20.7	43.0	32.8	32.7
Single Modes									
Parcel, U.S. Postal Service, or courier	39.2	23.7	23.0	17.9	30.6	30.6	(S)	22.3	23.2
Private truck	37.1	28.1	30.1	(S)	(S)	(S)	(S)	(S)	(S)
For-hire truck	31.2	(S)	(S)	34.3	19.0	19.5	(S)	44.2	37.9
Air	68.1	60.1	58.9	(S)	89.8	90.4	99.6	91.6	92.3
Rail	(D)	(D)	(D)	(S)	(S)	(S)	-	-	-
Inland water	-	-	-	-	-	-	-	-	-
Great Lakes	-	-	-	-	-	-	-	-	-
Deep sea water	-	-	-	-	-	-	-	-	-
Pipeline	-	-	-	-	-	-	-	-	-
Multiple Modes									
Private truck and for-hire truck	-	-	-	-	-	-	-	-	-
Truck and air	32.9	35.3	33.2	24.8	18.3	18.4	(S)	(S)	(S)
Truck and rail	(D)	(D)	(D)	32.4	49.8	45.3	-	-	-
Truck and water	-	-	-	-	-	-	(S)	(S)	(S)
Truck and pipeline	-	-	-	-	-	-	-	-	-
Rail and water	-	-	-	-	-	-	-	-	-
Inland water and Great Lakes	-	-	-	-	-	-	-	-	-
Inland water and deep sea	-	-	-	-	-	-	-	-	-
Other Modes									
Other and unknown modes	(S)	48.5	47.4	(S)	64.6	(S)	(S)	47.9	49.5
STCC 42, CONTAINERS, CARRIERS OR DEVICES, SHIPPING, RETURNED EMPTY									
Total	(S)	43.1	43.8	(S)	(S)	(S)	(S)	(S)	(S)
Single Modes									
Parcel, U.S. Postal Service, or courier	(D)	(D)	(D)	(D)	(D)	(D)	75.2	81.7	81.5
Private truck	(D)	(D)	(D)	-	-	-	100.0	100.0	100.0
For-hire truck	(S)	48.2	47.9	(S)	98.7	98.7	(S)	(S)	(S)
Air	-	-	-	-	-	-	-	-	-
Rail	-	-	-	(D)	(D)	(D)	-	-	-
Inland water	-	-	-	-	-	-	-	-	-
Great Lakes	-	-	-	-	-	-	-	-	-
Deep sea water	-	-	-	-	-	-	-	-	-
Pipeline	-	-	-	-	-	-	-	-	-
Multiple Modes									
Private truck and for-hire truck	-	-	-	-	-	-	-	-	-
Truck and air	(D)	(D)	(D)	-	-	-	100.0	100.0	100.0
Truck and rail	-	-	-	-	-	-	-	-	-
Truck and water	-	-	-	-	-	-	100.0	100.0	100.0
Truck and pipeline	-	-	-	-	-	-	-	-	-
Rail and water	-	-	-	-	-	-	-	-	-
Inland water and Great Lakes	-	-	-	-	-	-	-	-	-
Inland water and deep sea	-	-	-	-	-	-	-	-	-
Other Modes									
Other and unknown modes	(D)	(D)	(D)	-	-	-	-	-	-
STCC 48, WASTE HAZARDOUS MATERIALS OR WASTE HAZARDOUS SUBSTANCES									
Total	42.5	38.6	34.3	23.8	29.5	30.1	(S)	96.1	(S)
Single Modes									
Parcel, U.S. Postal Service, or courier	77.6	95.9	96.1	(D)	(D)	(D)	93.4	92.8	92.7
Private truck	(D)	(D)	(D)	(D)	(D)	(D)	-	-	-
For-hire truck	38.4	(S)	(S)	(D)	(D)	(D)	100.0	100.0	(S)
Air	-	-	-	-	-	-	-	-	-
Rail	(S)	44.1	39.1	(D)	(D)	(D)	-	-	-
Inland water	-	-	-	-	-	-	-	-	-
Great Lakes	-	-	-	-	-	-	-	-	-
Deep sea water	-	-	-	-	-	-	-	-	-
Pipeline	-	-	-	-	-	-	-	-	-

Table B-9. **Estimated Coefficients of Variation for Shipment Characteristics by Commodity and Mode of Transportation by Distance Shipped for the United States: 1993—**
Con.

STCC code, description, and mode of transportation	1,000 to 1,499 miles			1,500 to 1,999 miles			2,000 miles or more		
	Value	Tons	Ton-miles	Value	Tons	Ton-miles	Value	Tons	Ton-miles
STCC 48, WASTE HAZARDOUS MATERIALS OR WASTE HAZARDOUS SUBSTANCES—Con.									
Multiple Modes									
Private truck and for-hire truck	—	—	—	—	—	—	—	—	—
Truck and air	(D)	(D)	(D)	—	—	—	—	—	—
Truck and rail	(D)	(D)	(D)	(D)	(D)	(D)	—	—	—
Truck and water	—	—	—	—	—	—	—	—	—
Truck and pipeline	—	—	—	—	—	—	—	—	—
Rail and water	—	—	—	—	—	—	—	—	—
Inland water and Great Lakes	—	—	—	—	—	—	—	—	—
Inland water and deep sea	—	—	—	—	—	—	—	—	—
Other Modes									
Other and unknown modes	100.0	100.0	100.0	—	—	—	—	—	—
COMMODITY UNKNOWN									
Total	14.0	42.8	42.4	21.5	(S)	(S)	37.4	36.8	37.3
Single Modes									
Parcel, U.S. Postal Service, or courier	19.6	19.1	19.0	17.3	18.7	19.3	43.4	42.0	43.2
Private truck	(S)	47.6	44.6	(S)	(S)	(S)	42.6	(S)	(S)
For-hire truck	14.3	16.2	16.4	17.5	17.7	18.8	(S)	49.6	(S)
Air	(S)	(S)	(S)	94.9	77.3	78.9	(S)	100.0	(S)
Rail	45.4	(S)	(S)	(S)	(S)	(S)	(S)	(S)	(S)
Inland water	—	—	—	—	—	—	—	—	—
Great Lakes	—	—	—	—	—	—	—	—	—
Deep sea water	—	—	—	—	—	—	—	—	—
Pipeline	—	—	—	—	—	—	—	—	—
Multiple Modes									
Private truck and for-hire truck	—	—	—	—	—	—	—	—	—
Truck and air	33.6	40.2	44.7	23.1	38.3	36.6	38.0	(S)	(S)
Truck and rail	(S)	100.0	(S)	—	—	—	—	—	—
Truck and water	—	—	—	—	—	—	(S)	(S)	(S)
Truck and pipeline	—	—	—	—	—	—	—	—	—
Rail and water	—	—	—	—	—	—	—	—	—
Inland water and Great Lakes	—	—	—	—	—	—	—	—	—
Inland water and deep sea	(S)	(S)	(S)	—	—	—	(S)	(S)	(S)
Other Modes									
Other and unknown modes	32.5	(S)	(S)	39.0	(S)	(S)	(S)	37.5	38.0

Note: For description of the development and uses of measures of reliability, see Appendix B, Reliability of the Data.

— Represents zero or less than 1 unit of measure.

(D) Denotes figures withheld to avoid disclosing data for individual companies.

(S) Data do not meet publications standards due to high sampling variability or other reasons. Some unpublished estimates can be derived by subtracting published data from their respective totals. However, the figures obtained by such subtraction are subject to these same limitations.

Table B-10. Estimated Coefficients of Variation for Shipment Characteristics by Commodity and Mode of Transportation by Shipment Size for the United States: 1993

STCC code, description, and mode of transportation	Total, all sizes				Less than 50 lb			
	Value	Tons	Ton-miles	Average miles per shipment	Value	Tons	Ton-miles	Average miles per shipment
ALL COMMODITIES								
Total6	1.5	3.4	3.9	1.5	2.4	5.0	4.2
Single Modes								
Parcel, U.S. Postal Service, or courier	1.8	2.4	3.6	3.3	1.9	2.2	4.5	3.4
Private truck	2.3	1.2	2.7	1.0	1.8	6.0	6.2	2.7
For-hire truck8	2.9	1.5	2.1	4.2	7.3	7.5	5.9
Air	13.0	36.4	16.1	9.0	11.4	20.4	14.3	8.6
Rail	3.1	5.1	5.4	2.4	(S)	23.6	21.9	24.8
Inland water	6.5	6.4	10.8	(S)	-	-	-	-
Great Lakes	49.4	18.6	21.0	15.2	-	-	-	-
Deep sea water	44.6	(S)	(S)	(S)	91.0	66.5	63.8	(S)
Pipeline	7.6	8.1	(S)	(S)	61.2	64.5	99.3	(S)
Multiple Modes								
Private truck and for-hire truck	26.4	19.4	24.5	18.5	24.8	20.0	17.4	40.7
Truck and air	7.0	9.9	6.6	3.7	4.8	20.4	26.7	4.0
Truck and rail	11.7	8.7	8.7	9.4	(S)	30.3	42.5	22.0
Truck and water	13.8	14.6	14.5	7.3	32.5	43.0	46.1	22.1
Truck and pipeline	50.0	(S)	(S)	(S)	-	-	-	-
Rail and water	25.5	16.9	19.8	13.2	-	-	-	-
Inland water and Great Lakes	47.7	40.3	(S)	(S)	-	-	-	-
Inland water and deep sea	14.3	22.4	13.7	8.2	-	-	-	-
Other Modes								
Other and unknown modes	4.3	9.6	11.2	14.4	7.6	10.6	12.7	18.5
STCC 01, FARM PRODUCTS								
Total	3.0	4.7	10.4	10.9	12.2	11.7	20.8	12.7
Single Modes								
Parcel, U.S. Postal Service, or courier	13.8	16.3	17.6	4.9	14.8	23.9	24.1	4.7
Private truck	4.4	2.7	14.1	5.3	10.8	14.9	17.4	9.6
For-hire truck	4.3	2.6	3.8	6.9	21.4	20.5	30.1	18.7
Air	(S)	(S)	(S)	(S)	(D)	(D)	(D)	(D)
Rail	10.1	11.4	13.1	7.0	(S)	71.4	67.2	(S)
Inland water	16.8	16.2	21.8	9.4	-	-	-	-
Great Lakes	(S)	(S)	(S)	(S)	-	-	-	-
Deep sea water	-	-	-	-	-	-	-	-
Pipeline	-	-	-	-	-	-	-	-
Multiple Modes								
Private truck and for-hire truck	27.9	34.0	25.5	(S)	44.4	33.0	40.4	29.3
Truck and air	31.4	27.8	40.0	6.5	(S)	30.5	35.2	8.5
Truck and rail	14.9	22.5	24.4	24.2	(D)	(D)	(D)	(D)
Truck and water	30.0	(S)	33.9	43.2	(D)	(D)	(D)	(D)
Truck and pipeline	-	-	-	-	-	-	-	-
Rail and water	(S)	(S)	(S)	(S)	-	-	-	-
Inland water and Great Lakes	(S)	(S)	(S)	(S)	-	-	-	-
Inland water and deep sea	(S)	(S)	(S)	(S)	-	-	-	-
Other Modes								
Other and unknown modes	12.8	17.5	46.1	32.9	24.5	29.6	30.4	(S)
STCC 08, FOREST PRODUCTS								
Total	22.9	15.6	19.4	25.6	41.1	36.6	34.1	48.3
Single Modes								
Parcel, U.S. Postal Service, or courier	(D)	(D)	(D)	(D)	(D)	(D)	(D)	(D)
Private truck	(D)	(D)	(D)	(D)	(D)	(D)	(D)	(D)
For-hire truck	14.5	18.0	23.2	20.0	(S)	60.5	60.3	(S)
Air	-	-	-	-	-	-	-	-
Rail	(D)	(D)	(D)	(D)	-	-	-	-
Inland water	-	-	-	-	-	-	-	-
Great Lakes	-	-	-	-	-	-	-	-
Deep sea water	-	-	-	-	-	-	-	-
Pipeline	-	-	-	-	-	-	-	-
Multiple Modes								
Private truck and for-hire truck	100.0	(S)	(S)	(S)	-	-	-	-
Truck and air	(S)	98.5	(S)	(S)	(D)	(D)	(D)	(D)
Truck and rail	(S)	(S)	(S)	(S)	-	-	-	-
Truck and water	100.0	(S)	(S)	(S)	-	-	-	-
Truck and pipeline	-	-	-	-	-	-	-	-
Rail and water	-	-	-	-	-	-	-	-
Inland water and Great Lakes	-	-	-	-	-	-	-	-
Inland water and deep sea	(S)	(S)	(S)	(S)	-	-	-	-
Other Modes								
Other and unknown modes	(S)	36.9	45.8	26.3	(D)	(D)	(D)	(D)

Table B-10. **Estimated Coefficients of Variation for Shipment Characteristics by Commodity and Mode of Transportation by Shipment Size for the United States: 1993—Con.**

STCC code, description, and mode of transportation	Total, all sizes				Less than 50 lb			
	Value	Tons	Ton-miles	Average miles per shipment	Value	Tons	Ton-miles	Average miles per shipment
STCC 09, FRESH FISH OR OTHER MARINE PRODUCTS								
Total	9.1	10.2	14.0	18.7	25.6	28.9	21.1	41.4
Single Modes								
Parcel, U.S. Postal Service, or courier	(D)	(D)	(D)	(D)	(S)	(S)	41.9	34.0
Private truck	13.9	13.6	19.8	18.6	30.4	32.2	16.3	28.8
For-hire truck	19.0	19.0	19.0	8.7	18.6	24.9	39.5	15.5
Air	(D)	(D)	(D)	(D)	100.0	100.0	100.0	(S)
Rail	(S)	(S)	(S)	(S)	—	—	—	—
Inland water	(S)	(S)	(S)	(S)	—	—	—	—
Great Lakes	—	—	—	—	—	—	—	—
Deep sea water	(S)	(S)	(S)	(S)	—	—	—	—
Pipeline	—	—	—	—	—	—	—	—
Multiple Modes								
Private truck and for-hire truck	(D)	(D)	(D)	(D)	(S)	90.7	64.6	(S)
Truck and air	23.0	20.0	23.1	6.6	43.9	48.0	(S)	(S)
Truck and rail	(D)	(D)	(D)	(D)	—	—	—	—
Truck and water	(D)	(D)	(D)	(D)	—	—	—	—
Truck and pipeline	—	—	—	—	—	—	—	—
Rail and water	—	—	—	—	—	—	—	—
Inland water and Great Lakes	—	—	—	—	—	—	—	—
Inland water and deep sea	(S)	(S)	44.1	18.2	—	—	—	—
Other Modes								
Other and unknown modes	33.7	33.8	39.8	38.9	(S)	(S)	(S)	(S)
STCC 10, METALLIC ORES								
Total	17.1	24.4	28.0	10.9	41.0	26.5	30.1	19.9
Single Modes								
Parcel, U.S. Postal Service, or courier	45.1	33.5	33.9	15.7	45.7	29.0	33.0	16.7
Private truck	(D)	(D)	(D)	(D)	33.3	28.5	31.9	(S)
For-hire truck	24.2	16.3	24.4	12.6	47.2	36.7	32.7	29.7
Air	100.0	100.0	100.0	(S)	—	—	—	—
Rail	18.6	23.6	29.6	11.6	—	—	—	—
Inland water	(S)	(S)	(S)	(S)	—	—	—	—
Great Lakes	(S)	(S)	(S)	(S)	—	—	—	—
Deep sea water	—	—	—	—	—	—	—	—
Pipeline	—	—	—	—	—	—	—	—
Multiple Modes								
Private truck and for-hire truck	—	—	—	—	—	—	—	—
Truck and air	40.2	28.5	29.6	10.7	(S)	75.7	78.4	(S)
Truck and rail	(D)	(D)	(D)	(D)	(S)	100.0	100.0	(S)
Truck and water	(D)	(D)	(D)	(D)	—	—	—	—
Truck and pipeline	—	—	—	—	—	—	—	—
Rail and water	(S)	(S)	(S)	(S)	—	—	—	—
Inland water and Great Lakes	(D)	(D)	(D)	(D)	—	—	—	—
Inland water and deep sea	(D)	(D)	(D)	(D)	—	—	—	—
Other Modes								
Other and unknown modes	(S)	39.0	(S)	(S)	(S)	96.9	98.9	(S)
STCC 11, COAL								
Total	6.6	7.3	8.2	13.3	63.0	83.8	74.6	(S)
Single Modes								
Parcel, U.S. Postal Service, or courier	(D)	(D)	(D)	(D)	—	—	—	—
Private truck	(D)	(D)	(D)	(D)	77.3	76.9	87.5	(S)
For-hire truck	13.1	25.5	11.0	19.6	—	—	—	—
Air	—	—	—	—	—	—	—	—
Rail	8.7	7.5	9.2	8.5	—	—	—	—
Inland water	16.7	14.1	17.0	14.7	—	—	—	—
Great Lakes	—	—	—	—	—	—	—	—
Deep sea water	—	—	—	—	—	—	—	—
Pipeline	—	—	—	—	—	—	—	—
Multiple Modes								
Private truck and for-hire truck	(D)	(D)	(D)	(D)	—	—	—	—
Truck and air	—	—	—	—	—	—	—	—
Truck and rail	(D)	(D)	(D)	(D)	—	—	—	—
Truck and water	7.2	7.1	8.8	4.7	—	—	—	—
Truck and pipeline	—	—	—	—	—	—	—	—
Rail and water	(D)	(D)	(D)	(D)	—	—	—	—
Inland water and Great Lakes	(D)	(D)	(D)	(D)	—	—	—	—
Inland water and deep sea	35.7	37.4	35.5	21.2	—	—	—	—
Other Modes								
Other and unknown modes	9.3	11.1	23.5	26.6	100.0	100.0	100.0	(S)

Table B-10. **Estimated Coefficients of Variation for Shipment Characteristics by Commodity and Mode of Transportation by Shipment Size for the United States: 1993—Con.**

STCC code, description, and mode of transportation	Total, all sizes				Less than 50 lb			
	Value	Tons	Ton-miles	Average miles per shipment	Value	Tons	Ton-miles	Average miles per shipment
STCC 13, CRUDE PETROLEUM, NATURAL GAS, OR GASOLINE								
Total	(S)	(S)	(S)	(S)	(S)	(S)	28.3	(S)
Single Modes								
Parcel, U.S. Postal Service, or courier	52.6	68.7	66.8	(S)	(D)	(D)	(D)	(D)
Private truck	(S)	(S)	(S)	(S)	(S)	(S)	48.6	(S)
For-hire truck	(S)	(S)	(S)	(S)	(D)	(D)	(D)	(D)
Air	-	-	-	-	-	-	-	-
Rail	(S)	(S)	(S)	(S)	-	-	-	-
Inland water	(D)	(D)	(D)	(D)	-	-	-	-
Great Lakes	-	-	-	-	-	-	-	-
Deep sea water	-	-	-	-	-	-	-	-
Pipeline	(S)	(S)	(S)	(S)	(D)	(D)	(D)	(D)
Multiple Modes								
Private truck and for-hire truck	(S)	(S)	(S)	(S)	-	-	-	-
Truck and air	-	-	-	-	-	-	-	-
Truck and rail	-	-	-	-	-	-	-	-
Truck and water	(D)	(D)	(D)	(D)	-	-	-	-
Truck and pipeline	(D)	(D)	(D)	(D)	-	-	-	-
Rail and water	-	-	-	-	-	-	-	-
Inland water and Great Lakes	-	-	-	-	-	-	-	-
Inland water and deep sea	(D)	(D)	(D)	(D)	-	-	-	-
Other Modes								
Other and unknown modes	(S)	(S)	(S)	(S)	(D)	(D)	(D)	(D)
STCC 14, NONMETALLIC MINERALS								
Total	6.0	3.0	7.5	45.6	29.8	18.2	(S)	(S)
Single Modes								
Parcel, U.S. Postal Service, or courier	(S)	44.5	(S)	(S)	(S)	(S)	(S)	(S)
Private truck	7.0	4.3	10.0	10.6	18.1	21.1	38.5	16.0
For-hire truck	4.6	2.9	4.0	5.2	41.7	59.0	55.4	(S)
Air	-	-	-	-	-	-	-	-
Rail	12.3	13.8	8.4	5.8	-	-	-	-
Inland water	32.6	25.9	45.0	25.3	-	-	-	-
Great Lakes	(D)	(D)	(D)	(D)	-	-	-	-
Deep sea water	97.4	95.4	95.4	(S)	-	-	-	-
Pipeline	-	-	-	-	-	-	-	-
Multiple Modes								
Private truck and for-hire truck	31.5	22.9	21.8	13.2	100.0	100.0	100.0	(S)
Truck and air	(S)	(S)	(S)	(S)	(S)	34.0	36.8	17.8
Truck and rail	(D)	(D)	(D)	(D)	-	-	-	-
Truck and water	28.7	29.2	29.8	19.8	-	-	-	-
Truck and pipeline	-	-	-	-	-	-	-	-
Rail and water	(D)	(D)	(D)	(D)	-	-	-	-
Inland water and Great Lakes	(D)	(D)	(D)	(D)	-	-	-	-
Inland water and deep sea	(S)	(S)	(S)	(S)	-	-	-	-
Other Modes								
Other and unknown modes	12.7	13.2	48.4	32.2	75.9	61.0	40.9	(S)
STCC 19, ORDNANCE OR ACCESSORIES								
Total	14.5	12.4	13.0	2.5	11.3	9.8	10.9	3.0
Single Modes								
Parcel, U.S. Postal Service, or courier	10.3	12.9	11.5	2.9	11.3	10.0	10.9	3.2
Private truck	20.6	(S)	(S)	(S)	27.0	24.3	30.7	39.7
For-hire truck	20.2	16.8	19.0	4.3	23.7	31.7	26.9	8.6
Air	(D)	(D)	(D)	(D)	(D)	(D)	(D)	(D)
Rail	47.4	35.8	40.2	13.5	(D)	(D)	(D)	(D)
Inland water	-	-	-	-	-	-	-	-
Great Lakes	-	-	-	-	-	-	-	-
Deep sea water	-	-	-	-	-	-	-	-
Pipeline	-	-	-	-	-	-	-	-
Multiple Modes								
Private truck and for-hire truck	(S)	100.0	100.0	(S)	-	-	-	-
Truck and air	(D)	(D)	(D)	(D)	21.3	36.4	36.7	7.7
Truck and rail	(S)	(S)	(S)	(S)	-	-	-	-
Truck and water	(S)	(S)	(S)	(S)	-	-	-	-
Truck and pipeline	-	-	-	-	-	-	-	-
Rail and water	-	-	-	-	-	-	-	-
Inland water and Great Lakes	-	-	-	-	-	-	-	-
Inland water and deep sea	-	-	-	-	-	-	-	-
Other Modes								
Other and unknown modes	(D)	(D)	(D)	(D)	39.6	44.7	(S)	(S)

Table B-10. **Estimated Coefficients of Variation for Shipment Characteristics by Commodity and Mode of Transportation by Shipment Size for the United States: 1993—Con.**

STCC code, description, and mode of transportation	Total, all sizes				Less than 50 lb			
	Value	Tons	Ton-miles	Average miles per shipment	Value	Tons	Ton-miles	Average miles per shipment
STCC 20, FOOD OR KINDRED PRODUCTS								
Total	1.9	.8	1.9	3.6	(D)	(D)	(D)	(D)
Single Modes								
Parcel, U.S. Postal Service, or courier	21.9	21.1	16.4	7.3	(D)	(D)	(D)	(D)
Private truck	2.3	1.9	1.8	2.1	(D)	(D)	(D)	(D)
For-hire truck	3.5	2.5	2.5	3.7	(D)	(D)	(D)	(D)
Air	(D)	(D)	(D)	(D)	(D)	(D)	(D)	(D)
Rail	3.2	3.1	2.8	2.2	(D)	(D)	(D)	(D)
Inland water	28.0	27.1	44.6	15.9	-	-	-	-
Great Lakes	-	-	-	-	-	-	-	-
Deep sea water	(S)	(S)	(S)	(S)	-	-	-	-
Pipeline	-	-	-	-	-	-	-	-
Multiple Modes								
Private truck and for-hire truck	16.7	25.8	15.2	(S)	(D)	(D)	(D)	(D)
Truck and air	20.3	23.9	29.6	3.8	(D)	(D)	(D)	(D)
Truck and rail	17.8	16.2	18.0	40.7	(D)	(D)	(D)	(D)
Truck and water	6.7	26.5	13.2	12.0	(D)	(D)	(D)	(D)
Truck and pipeline	-	-	-	-	-	-	-	-
Rail and water	(S)	(S)	(S)	(S)	-	-	-	-
Inland water and Great Lakes	(D)	(D)	(D)	(D)	-	-	-	-
Inland water and deep sea	32.6	37.8	34.3	19.4	-	-	-	-
Other Modes								
Other and unknown modes	8.4	11.0	27.4	22.4	(D)	(D)	(D)	(D)
STCC 21, TOBACCO PRODUCTS, EXCLUDING INSECTICIDES								
Total	9.9	9.0	10.9	14.2	8.3	7.6	22.5	18.7
Single Modes								
Parcel, U.S. Postal Service, or courier	(S)	23.1	34.9	10.0	(S)	27.6	35.0	9.2
Private truck	9.9	11.0	26.5	4.0	6.6	7.9	8.2	4.9
For-hire truck	14.9	7.3	8.1	28.0	(S)	(S)	23.8	(S)
Air	100.0	100.0	100.0	(S)	100.0	100.0	100.0	(S)
Rail	(S)	(S)	(S)	(S)	100.0	100.0	100.0	(S)
Inland water	-	-	-	-	-	-	-	-
Great Lakes	-	-	-	-	-	-	-	-
Deep sea water	-	-	-	-	-	-	-	-
Pipeline	-	-	-	-	-	-	-	-
Multiple Modes								
Private truck and for-hire truck	40.5	43.0	49.2	21.6	71.2	68.4	66.9	(S)
Truck and air	(D)	(D)	(D)	(D)	(S)	85.5	87.5	(S)
Truck and rail	(D)	(D)	(D)	(D)	98.1	73.3	91.4	(S)
Truck and water	(D)	(D)	(D)	(D)	-	-	-	-
Truck and pipeline	-	-	-	-	-	-	-	-
Rail and water	-	-	-	-	-	-	-	-
Inland water and Great Lakes	-	-	-	-	-	-	-	-
Inland water and deep sea	-	-	-	-	-	-	-	-
Other Modes								
Other and unknown modes	(S)	(S)	46.1	(S)	39.0	38.7	47.8	27.6
STCC 22, TEXTILE MILL PRODUCTS								
Total	4.2	4.5	4.7	7.7	13.2	10.8	23.9	8.7
Single Modes								
Parcel, U.S. Postal Service, or courier	12.8	10.1	19.7	8.4	16.6	15.0	28.6	8.6
Private truck	2.9	3.5	3.7	7.6	13.4	9.8	13.2	10.7
For-hire truck	7.2	7.1	6.6	5.4	11.4	20.2	22.0	12.8
Air	(S)	(S)	(S)	(S)	(S)	(S)	(S)	(S)
Rail	(D)	(D)	(D)	(D)	(D)	(D)	(D)	(D)
Inland water	-	-	-	-	-	-	-	-
Great Lakes	-	-	-	-	-	-	-	-
Deep sea water	-	-	-	-	-	-	-	-
Pipeline	-	-	-	-	-	-	-	-
Multiple Modes								
Private truck and for-hire truck	20.3	21.3	34.6	12.8	32.0	31.8	34.9	34.7
Truck and air	23.5	15.5	21.1	2.6	35.3	39.7	39.6	4.1
Truck and rail	34.8	43.5	42.1	6.9	-	-	-	-
Truck and water	(S)	46.4	42.1	45.5	(D)	(D)	(D)	(D)
Truck and pipeline	-	-	-	-	-	-	-	-
Rail and water	-	-	-	-	-	-	-	-
Inland water and Great Lakes	-	-	-	-	-	-	-	-
Inland water and deep sea	(D)	(D)	(D)	(D)	-	-	-	-
Other Modes								
Other and unknown modes	26.9	18.3	16.3	13.5	(S)	(S)	49.9	13.3

Table B-10. **Estimated Coefficients of Variation for Shipment Characteristics by Commodity and Mode of Transportation by Shipment Size for the United States: 1993—Con.**

STCC code, description, and mode of transportation	Total, all sizes				Less than 50 lb			
	Value	Tons	Ton-miles	Average miles per shipment	Value	Tons	Ton-miles	Average miles per shipment
STCC 23, APPAREL OR OTHER FINISHED TEXTILE PRODUCTS								
Total	6.8	9.1	11.2	2.8	6.4	5.7	7.6	2.9
Single Modes								
Parcel, U.S. Postal Service, or courier	4.6	3.9	5.2	3.0	6.9	6.4	8.3	3.1
Private truck	(D)	(D)	(D)	(D)	18.9	17.2	15.6	15.6
For-hire truck	8.2	10.6	10.8	2.5	6.0	4.6	7.0	2.7
Air	(S)	(S)	(S)	(S)	(S)	40.5	54.6	(S)
Rail	(S)	33.7	44.4	41.1	(S)	65.5	55.8	(S)
Inland water	(S)	100.0	100.0	(S)	—	—	—	—
Great Lakes	—	—	—	—	—	—	—	—
Deep sea water	(S)	100.0	100.0	(S)	(D)	(D)	(D)	(D)
Pipeline	—	—	—	—	—	—	—	—
Multiple Modes								
Private truck and for-hire truck	(D)	(D)	(D)	(D)	(D)	(D)	(D)	(D)
Truck and air	21.1	12.7	17.0	2.2	20.7	23.9	23.8	3.2
Truck and rail	47.2	47.2	46.7	17.5	(D)	(D)	(D)	(D)
Truck and water	(S)	(S)	(S)	(S)	(S)	64.9	90.0	(S)
Truck and pipeline	—	—	—	—	—	—	—	—
Rail and water	—	—	—	—	—	—	—	—
Inland water and Great Lakes	—	—	—	—	—	—	—	—
Inland water and deep sea	36.3	23.9	24.9	17.8	—	—	—	—
Other Modes								
Other and unknown modes	14.7	9.3	12.2	12.0	11.1	12.6	19.5	12.3
STCC 24, LUMBER OR WOOD PRODUCTS, EXCLUDING FURNITURE								
Total	3.0	3.2	9.2	3.5	10.2	6.4	6.7	5.0
Single Modes								
Parcel, U.S. Postal Service, or courier	17.8	20.0	10.2	4.7	18.8	15.4	8.3	4.1
Private truck	2.0	2.8	2.4	1.5	10.9	4.8	7.6	8.2
For-hire truck	3.3	3.4	18.5	3.2	27.8	30.4	24.9	15.6
Air	(S)	46.5	49.8	24.8	(S)	75.8	75.1	(S)
Rail	4.9	9.1	6.6	5.8	89.7	81.7	58.2	(S)
Inland water	(S)	(S)	(S)	(S)	—	—	—	—
Great Lakes	—	—	—	—	—	—	—	—
Deep sea water	—	—	—	—	—	—	—	—
Pipeline	—	—	—	—	—	—	—	—
Multiple Modes								
Private truck and for-hire truck	25.1	49.1	(S)	(S)	(D)	(D)	(D)	(D)
Truck and air	(D)	(D)	(D)	(D)	(D)	(D)	(D)	(D)
Truck and rail	17.4	18.6	21.0	10.5	(S)	52.2	52.1	(S)
Truck and water	22.8	37.7	28.7	20.1	98.6	77.0	80.9	(S)
Truck and pipeline	—	—	—	—	—	—	—	—
Rail and water	(D)	(D)	(D)	(D)	—	—	—	—
Inland water and Great Lakes	—	—	—	—	—	—	—	—
Inland water and deep sea	(D)	(D)	(D)	(D)	—	—	—	—
Other Modes								
Other and unknown modes	30.1	27.7	19.0	19.1	24.9	18.3	40.0	25.2
STCC 25, FURNITURE OR FIXTURES								
Total	2.9	3.8	4.1	6.0	7.0	8.0	14.6	6.8
Single Modes								
Parcel, U.S. Postal Service, or courier	5.7	15.6	19.2	7.6	9.0	12.3	16.9	7.8
Private truck	5.3	3.7	11.2	8.6	4.9	4.4	15.3	14.9
For-hire truck	4.1	4.8	4.2	3.2	12.5	11.0	18.3	11.3
Air	37.1	38.4	35.4	17.6	(D)	(D)	(D)	(D)
Rail	(D)	(D)	(D)	(D)	(D)	(D)	(D)	(D)
Inland water	(D)	(D)	(D)	(D)	—	—	—	—
Great Lakes	—	—	—	—	—	—	—	—
Deep sea water	100.0	100.0	100.0	(S)	—	—	—	—
Pipeline	—	—	—	—	—	—	—	—
Multiple Modes								
Private truck and for-hire truck	(S)	(S)	34.2	19.9	36.0	48.2	56.6	(S)
Truck and air	(D)	(D)	(D)	(D)	20.5	17.3	18.1	12.3
Truck and rail	22.2	24.9	27.9	10.9	66.4	63.4	55.4	(S)
Truck and water	(S)	(S)	(S)	(S)	100.0	100.0	100.0	(S)
Truck and pipeline	—	—	—	—	—	—	—	—
Rail and water	—	—	—	—	—	—	—	—
Inland water and Great Lakes	—	—	—	—	—	—	—	—
Inland water and deep sea	45.9	(S)	(S)	(S)	—	—	—	—

Table B-10. **Estimated Coefficients of Variation for Shipment Characteristics by Commodity and Mode of Transportation by Shipment Size for the United States: 1993—Con.**

STCC code, description, and mode of transportation	Total, all sizes				Less than 50 lb			
	Value	Tons	Ton-miles	Average miles per shipment	Value	Tons	Ton-miles	Average miles per shipment
STCC 25, FURNITURE OR FIXTURES—Con.								
Other Modes								
Other and unknown modes	16.1	19.6	24.4	14.6	(D)	(D)	(D)	(D)
STCC 26, PULP, PAPER, OR ALLIED PRODUCTS								
Total	1.7	1.8	1.4	12.2	(D)	(D)	(D)	(D)
Single Modes								
Parcel, U.S. Postal Service, or courier	7.6	10.0	10.3	15.5	(D)	(D)	(D)	(D)
Private truck	2.6	4.0	5.6	5.9	(D)	(D)	(D)	(D)
For-hire truck	2.4	1.8	2.0	22.8	(D)	(D)	(D)	(D)
Air	(D)	(D)	(D)	(D)	(D)	(D)	(D)	(D)
Rail	1.7	2.3	2.7	2.2	(D)	(D)	(D)	(D)
Inland water	29.9	21.5	(S)	(S)	—	—	—	—
Great Lakes	—	—	—	—	—	—	—	—
Deep sea water	(S)	85.3	84.3	(S)	—	—	—	—
Pipeline	—	—	—	—	—	—	—	—
Multiple Modes								
Private truck and for-hire truck	49.6	(S)	43.7	(S)	(D)	(D)	(D)	(D)
Truck and air	(S)	(S)	(S)	(S)	(D)	(D)	(D)	(D)
Truck and rail	12.1	13.6	15.3	6.9	—	—	—	—
Truck and water	19.4	23.4	34.4	16.7	(D)	(D)	(D)	(D)
Truck and pipeline	—	—	—	—	—	—	—	—
Rail and water	(D)	(D)	(D)	(D)	—	—	—	—
Inland water and Great Lakes	—	—	—	—	—	—	—	—
Inland water and deep sea	31.2	42.2	40.2	30.0	—	—	—	—
Other Modes								
Other and unknown modes	6.2	10.8	15.5	(S)	(D)	(D)	(D)	(D)
STCC 27, PRINTED MATTER								
Total	(S)	(S)	(S)	(S)	(S)	(S)	(S)	(S)
Single Modes								
Parcel, U.S. Postal Service, or courier	(S)	(S)	(S)	(S)	(S)	(S)	(S)	(S)
Private truck	(S)	(S)	(S)	(S)	(S)	(S)	(S)	(S)
For-hire truck	(S)	(S)	(S)	(S)	(S)	(S)	(S)	(S)
Air	(S)	(S)	(S)	(S)	(S)	48.2	14.5	—
Rail	(S)	(S)	(S)	(S)	63.1	86.5	81.7	(S)
Inland water	—	—	—	—	—	—	—	—
Great Lakes	—	—	—	—	—	—	—	—
Deep sea water	—	—	—	—	—	—	—	—
Pipeline	—	—	—	—	—	—	—	—
Multiple Modes								
Private truck and for-hire truck	(S)	(S)	(S)	(S)	(S)	(S)	(S)	(S)
Truck and air	(S)	(S)	(S)	(S)	(S)	(S)	(S)	(S)
Truck and rail	(S)	(S)	(S)	(S)	—	—	—	—
Truck and water	(S)	(S)	(S)	(S)	42.9	51.6	40.4	—
Truck and pipeline	—	—	—	—	—	—	—	—
Rail and water	—	—	—	—	—	—	—	—
Inland water and Great Lakes	—	—	—	—	—	—	—	—
Inland water and deep sea	(S)	51.0	68.4	(S)	—	—	—	—
Other Modes								
Other and unknown modes	(S)	(S)	(S)	(S)	(S)	(S)	(S)	(S)
STCC 28, CHEMICALS OR ALLIED PRODUCTS								
Total	2.2	5.1	8.9	7.8	5.7	3.6	11.2	8.5
Single Modes								
Parcel, U.S. Postal Service, or courier	6.0	4.2	8.5	5.9	8.1	7.9	14.3	6.1
Private truck	4.6	5.9	5.0	3.9	5.7	3.6	4.7	5.4
For-hire truck	4.0	3.3	2.3	3.0	11.4	9.2	12.6	10.6
Air	39.8	(S)	(S)	(S)	38.8	30.0	48.5	20.4
Rail	8.4	14.1	16.4	3.2	(S)	95.3	86.5	(S)
Inland water	14.4	13.3	17.9	(S)	—	—	—	—
Great Lakes	—	—	—	—	—	—	—	—
Deep sea water	—	—	—	—	—	—	—	—
Pipeline	23.0	22.2	(S)	(S)	—	—	—	—

Table B-10. **Estimated Coefficients of Variation for Shipment Characteristics by Commodity and Mode of Transportation by Shipment Size for the United States: 1993—Con.**

STCC code, description, and mode of transportation	Total, all sizes				Less than 50 lb			
	Value	Tons	Ton-miles	Average miles per shipment	Value	Tons	Ton-miles	Average miles per shipment
STCC 28, CHEMICALS OR ALLIED PRODUCTS— Con.								
Multiple Modes								
Private truck and for-hire truck	35.5	40.9	(S)	(S)	(S)	(S)	67.2	(S)
Truck and air	15.1	40.0	19.0	3.3	20.5	12.2	13.6	3.2
Truck and rail	34.8	20.9	24.3	7.1	100.0	100.0	100.0	(S)
Truck and water	22.8	39.3	30.2	13.4	47.2	33.7	44.0	39.0
Truck and pipeline	(D)	(D)	(D)	(D)	—	—	—	—
Rail and water	(S)	(S)	(S)	(S)	—	—	—	—
Inland water and Great Lakes	(D)	(D)	(D)	(D)	—	—	—	—
Inland water and deep sea	27.5	45.9	26.9	11.8	—	—	—	—
Other Modes								
Other and unknown modes	8.3	25.3	27.5	16.9	13.7	12.7	17.0	26.0
STCC 29, PETROLEUM OR COAL PRODUCTS								
Total	4.2	4.1	7.8	43.8	14.4	5.5	(S)	(S)
Single Modes								
Parcel, U.S. Postal Service, or courier	23.8	15.6	41.7	23.8	37.3	29.7	(S)	(S)
Private truck	7.7	7.2	5.4	2.5	8.1	11.8	10.4	8.4
For-hire truck	15.9	15.3	10.0	9.7	20.3	30.5	21.2	16.3
Air	50.8	39.8	52.8	(S)	(D)	(D)	(D)	(D)
Rail	7.7	16.2	11.4	6.1	96.2	80.8	57.6	(S)
Inland water	10.5	10.6	22.0	(S)	—	—	—	—
Great Lakes	(D)	(D)	(D)	(D)	—	—	—	—
Deep sea water	—	—	—	—	—	—	—	—
Pipeline	7.3	4.9	(S)	(S)	(D)	(D)	(D)	(D)
Multiple Modes								
Private truck and for-hire truck	(S)	(S)	46.2	22.4	88.9	66.6	57.7	(S)
Truck and air	33.3	40.5	29.4	13.0	(D)	(D)	(D)	(D)
Truck and rail	41.4	(S)	46.4	(S)	—	—	—	—
Truck and water	43.5	(S)	(S)	(S)	—	—	—	—
Truck and pipeline	(S)	(S)	(S)	(S)	—	—	—	—
Rail and water	(D)	(D)	(D)	(D)	—	—	—	—
Inland water and Great Lakes	(S)	(S)	(S)	(S)	—	—	—	—
Inland water and deep sea	20.9	25.4	17.6	16.4	—	—	—	—
Other Modes								
Other and unknown modes	12.9	14.8	28.6	22.7	23.7	24.2	38.2	28.0
STCC 30, RUBBER OR MISCELLANEOUS PLASTICS PRODUCTS								
Total	3.7	4.5	2.9	7.4	(D)	(D)	(D)	(D)
Single Modes								
Parcel, U.S. Postal Service, or courier	4.5	6.3	10.0	7.5	(D)	(D)	(D)	(D)
Private truck	4.6	7.9	6.4	5.0	(D)	(D)	(D)	(D)
For-hire truck	5.2	4.3	3.3	3.9	(D)	(D)	(D)	(D)
Air	39.5	27.3	12.6	14.0	(D)	(D)	(D)	(D)
Rail	13.2	11.1	11.7	5.7	(D)	(D)	(D)	(D)
Inland water	—	—	—	—	—	—	—	—
Great Lakes	—	—	—	—	—	—	—	—
Deep sea water	42.7	44.3	42.3	26.0	—	—	—	—
Pipeline	—	—	—	—	—	—	—	—
Multiple Modes								
Private truck and for-hire truck	33.0	37.8	39.6	30.9	(D)	(D)	(D)	(D)
Truck and air	16.3	18.0	20.2	3.8	(D)	(D)	(D)	(D)
Truck and rail	(S)	(S)	(S)	(S)	(D)	(D)	(D)	(D)
Truck and water	41.6	34.6	34.6	24.2	(D)	(D)	(D)	(D)
Truck and pipeline	—	—	—	—	—	—	—	—
Rail and water	—	—	—	—	—	—	—	—
Inland water and Great Lakes	—	—	—	—	—	—	—	—
Inland water and deep sea	28.4	21.3	25.2	15.0	—	—	—	—
Other Modes								
Other and unknown modes	6.5	7.4	11.4	17.0	(D)	(D)	(D)	(D)

Table B-10. **Estimated Coefficients of Variation for Shipment Characteristics by Commodity and Mode of Transportation by Shipment Size for the United States: 1993—Con.**

STCC code, description, and mode of transportation	Total, all sizes				Less than 50 lb			
	Value	Tons	Ton-miles	Average miles per shipment	Value	Tons	Ton-miles	Average miles per shipment
STCC 31, LEATHER OR LEATHER PRODUCTS								
Total	8.4	6.2	8.2	5.5	4.2	4.4	8.0	6.3
Single Modes								
Parcel, U.S. Postal Service, or courier	6.9	9.9	12.2	6.8	3.6	5.3	9.1	7.0
Private truck	17.7	17.9	22.5	13.1	24.4	16.4	35.0	23.4
For-hire truck	13.5	10.3	11.2	6.0	13.1	15.9	19.0	9.0
Air	(S)	(S)	(S)	(S)	(S)	48.6	53.6	(S)
Rail	(S)	(S)	(S)	(S)	(D)	(D)	(D)	(D)
Inland water	—	—	—	—	—	—	—	—
Great Lakes	—	—	—	—	—	—	—	—
Deep sea water	—	—	—	—	—	—	—	—
Pipeline	—	—	—	—	—	—	—	—
Multiple Modes								
Private truck and for-hire truck	(S)	(S)	73.1	(S)	—	—	—	—
Truck and air	19.4	19.6	20.2	9.6	35.7	27.0	26.2	11.2
Truck and rail	(S)	(S)	(S)	(S)	—	—	—	—
Truck and water	(S)	(S)	(S)	(S)	(D)	(D)	(D)	(D)
Truck and pipeline	—	—	—	—	—	—	—	—
Rail and water	—	—	—	—	—	—	—	—
Inland water and Great Lakes	—	—	—	—	—	—	—	—
Inland water and deep sea	(S)	100.0	(S)	(S)	—	—	—	—
Other Modes								
Other and unknown modes	29.6	29.9	29.5	22.8	(S)	(S)	(S)	(S)
STCC 32, CLAY, CONCRETE, GLASS, OR STONE PRODUCTS								
Total	5.4	1.9	3.2	7.5	5.7	12.8	22.0	7.4
Single Modes								
Parcel, U.S. Postal Service, or courier	7.1	12.7	15.5	7.4	7.4	23.6	25.7	7.9
Private truck	(D)	(D)	(D)	(D)	8.9	5.2	16.5	16.5
For-hire truck	2.4	4.3	2.7	7.2	14.3	19.0	22.7	12.2
Air	(D)	(D)	(D)	(D)	(S)	33.9	49.2	19.4
Rail	7.7	8.7	6.4	6.7	50.6	65.8	38.1	(S)
Inland water	42.9	(S)	41.3	22.1	—	—	—	—
Great Lakes	47.7	48.2	47.1	25.9	—	—	—	—
Deep sea water	—	—	—	—	—	—	—	—
Pipeline	(S)	(S)	67.0	(S)	—	—	—	—
Multiple Modes								
Private truck and for-hire truck	(D)	(D)	(D)	(D)	78.8	55.8	80.2	(S)
Truck and air	(D)	(D)	(D)	(D)	11.5	27.4	30.7	5.2
Truck and rail	(D)	(D)	(D)	(D)	100.0	100.0	100.0	(S)
Truck and water	(D)	(D)	(D)	(D)	76.3	92.8	98.4	(S)
Truck and pipeline	—	—	—	—	—	—	—	—
Rail and water	(S)	(S)	100.0	(S)	—	—	—	—
Inland water and Great Lakes	—	—	—	—	—	—	—	—
Inland water and deep sea	(D)	(D)	(D)	(D)	—	—	—	—
Other Modes								
Other and unknown modes	12.8	10.8	15.5	22.1	36.8	38.7	(S)	(S)
STCC 33, PRIMARY METAL PRODUCTS								
Total	1.8	3.4	4.5	4.6	7.5	6.0	10.1	7.8
Single Modes								
Parcel, U.S. Postal Service, or courier	6.7	6.0	6.5	4.4	9.7	11.7	11.2	4.9
Private truck	2.8	4.0	5.2	6.3	11.3	4.3	9.2	13.6
For-hire truck	1.7	3.9	2.7	5.7	20.5	22.0	36.2	16.6
Air	23.7	23.2	19.9	11.1	46.3	35.8	36.7	8.9
Rail	7.3	9.2	10.2	5.1	54.4	44.3	44.6	38.1
Inland water	30.9	26.9	29.3	13.4	—	—	—	—
Great Lakes	—	—	—	—	—	—	—	—
Deep sea water	100.0	100.0	100.0	(S)	(D)	(D)	(D)	(D)
Pipeline	—	—	—	—	—	—	—	—
Multiple Modes								
Private truck and for-hire truck	15.5	19.0	48.7	20.0	(D)	(D)	(D)	(D)
Truck and air	(D)	(D)	(D)	(D)	15.9	21.5	29.7	7.7
Truck and rail	(S)	(S)	42.0	11.1	(D)	(D)	(D)	(D)
Truck and water	19.7	22.0	21.4	8.2	(D)	(D)	(D)	(D)
Truck and pipeline	—	—	—	—	—	—	—	—
Rail and water	(D)	(D)	(D)	(D)	—	—	—	—
Inland water and Great Lakes	(S)	(S)	(S)	(S)	—	—	—	—
Inland water and deep sea	(S)	(S)	(S)	(S)	—	—	—	—
Other Modes								
Other and unknown modes	7.2	19.9	10.1	9.6	14.5	13.0	23.3	17.1

Table B-10. **Estimated Coefficients of Variation for Shipment Characteristics by Commodity and Mode of Transportation by Shipment Size for the United States: 1993—Con.**

STCC code, description, and mode of transportation	Total, all sizes				Less than 50 lb			
	Value	Tons	Ton-miles	Average miles per shipment	Value	Tons	Ton-miles	Average miles per shipment
STCC 34, FABRICATED METAL PRODUCTS								
Total	2.5	2.8	2.3	2.8	(D)	(D)	(D)	(D)
Single Modes								
Parcel, U.S. Postal Service, or courier	2.5	4.1	5.6	2.1	(D)	(D)	(D)	(D)
Private truck	2.6	4.7	3.0	4.1	(D)	(D)	(D)	(D)
For-hire truck	3.2	3.2	2.0	2.1	(D)	(D)	(D)	(D)
Air	22.9	17.0	21.2	6.1	(D)	(D)	(D)	(D)
Rail	16.0	17.9	17.3	11.2	(D)	(D)	(D)	(D)
Inland water	39.9	43.8	(S)	(S)	-	-	-	-
Great Lakes	-	-	-	-	-	-	-	-
Deep sea water	(S)	100.0	100.0	(S)	-	-	-	-
Pipeline	-	-	-	-	-	-	-	-
Multiple Modes								
Private truck and for-hire truck	22.5	48.0	36.0	14.3	(D)	(D)	(D)	(D)
Truck and air	9.1	10.2	11.9	2.3	(D)	(D)	(D)	(D)
Truck and rail	16.7	34.5	18.5	12.2	(D)	(D)	(D)	(D)
Truck and water	(D)	(D)	(D)	(D)	(D)	(D)	(D)	(D)
Truck and pipeline	-	-	-	-	-	-	-	-
Rail and water	-	-	-	-	-	-	-	-
Inland water and Great Lakes	-	-	-	-	-	-	-	-
Inland water and deep sea	(D)	(D)	(D)	(D)	-	-	-	-
Other Modes								
Other and unknown modes	5.4	10.6	14.1	12.1	(D)	(D)	(D)	(D)
STCC 35, MACHINERY, EXCLUDING ELECTRICAL								
Total	3.8	2.6	4.7	6.2	3.9	4.1	9.2	7.3
Single Modes								
Parcel, U.S. Postal Service, or courier	5.7	4.7	9.5	5.2	4.1	4.6	10.8	5.5
Private truck	3.8	4.4	11.0	8.9	5.0	7.7	14.1	12.1
For-hire truck	6.7	4.2	5.8	5.2	7.1	5.8	6.2	7.9
Air	18.3	21.5	25.2	2.6	21.0	22.2	20.8	4.1
Rail	36.3	23.9	21.3	9.6	(S)	38.7	39.1	24.3
Inland water	(S)	(S)	(S)	(S)	-	-	-	-
Great Lakes	-	-	-	-	-	-	-	-
Deep sea water	(S)	100.0	100.0	(S)	-	-	-	-
Pipeline	-	-	-	-	-	-	-	-
Multiple Modes								
Private truck and for-hire truck	43.8	41.8	(S)	(S)	48.8	61.3	50.1	(S)
Truck and air	9.3	32.3	14.8	8.0	17.0	39.0	47.5	8.8
Truck and rail	27.4	27.1	28.3	15.3	48.6	61.3	83.6	(S)
Truck and water	31.9	25.1	24.0	25.5	(S)	41.0	48.8	26.7
Truck and pipeline	-	-	-	-	-	-	-	-
Rail and water	-	-	-	-	-	-	-	-
Inland water and Great Lakes	-	-	-	-	-	-	-	-
Inland water and deep sea	33.1	29.6	24.9	13.7	-	-	-	-
Other Modes								
Other and unknown modes	10.5	7.4	30.5	37.9	26.3	8.8	21.6	44.9
STCC 36, ELECTRICAL MACHINERY, EQUIPMENT, OR SUPPLIES								
Total	4.4	3.1	6.2	3.1	3.8	3.1	10.4	3.5
Single Modes								
Parcel, U.S. Postal Service, or courier	6.0	5.9	8.5	3.5	5.4	6.7	14.0	3.7
Private truck	4.1	3.5	9.7	12.7	4.2	6.1	6.6	22.1
For-hire truck	6.4	4.3	4.9	3.2	9.6	15.4	20.7	9.3
Air	(D)	(D)	(D)	(D)	25.5	16.0	39.6	9.9
Rail	17.1	14.8	20.2	7.7	48.2	33.9	57.3	(S)
Inland water	-	-	-	-	-	-	-	-
Great Lakes	-	-	-	-	-	-	-	-
Deep sea water	100.0	100.0	100.0	(S)	100.0	100.0	100.0	(S)
Pipeline	-	-	-	-	-	-	-	-
Multiple Modes								
Private truck and for-hire truck	39.5	34.2	34.2	(S)	34.3	77.1	75.6	(S)
Truck and air	8.8	11.0	9.1	1.6	8.1	14.2	13.4	1.6
Truck and rail	33.8	43.0	48.9	10.2	(S)	66.7	70.9	(S)
Truck and water	26.3	32.7	39.4	40.9	(S)	42.9	47.5	(S)
Truck and pipeline	-	-	-	-	-	-	-	-
Rail and water	-	-	-	-	-	-	-	-
Inland water and Great Lakes	-	-	-	-	-	-	-	-
Inland water and deep sea	(D)	(D)	(D)	(D)	-	-	-	-
Other Modes								
Other and unknown modes	9.2	21.8	40.4	13.3	11.1	16.2	26.4	15.7

Table B-10. **Estimated Coefficients of Variation for Shipment Characteristics by Commodity and Mode of Transportation by Shipment Size for the United States: 1993—Con.**

STCC code, description, and mode of transportation	Total, all sizes				Less than 50 lb			
	Value	Tons	Ton-miles	Average miles per shipment	Value	Tons	Ton-miles	Average miles per shipment
STCC 37, TRANSPORTATION EQUIPMENT								
Total	4.7	3.8	7.4	4.1	7.2	4.1	5.5	5.2
Single Modes								
Parcel, U.S. Postal Service, or courier	11.9	15.4	13.0	4.7	8.3	7.4	8.3	4.6
Private truck	7.4	7.3	7.4	5.2	10.5	5.5	6.7	6.8
For-hire truck	4.4	3.1	5.5	3.4	10.4	6.8	7.2	8.6
Air	25.6	(S)	46.6	18.3	25.5	(S)	20.1	17.3
Rail	17.9	19.2	27.5	13.4	(S)	79.1	58.7	(S)
Inland water	(D)	(D)	(D)	(D)	—	—	—	—
Great Lakes	—	—	—	—	—	—	—	—
Deep sea water	—	—	—	—	—	—	—	—
Pipeline	—	—	—	—	—	—	—	—
Multiple Modes								
Private truck and for-hire truck	(D)	(D)	(D)	(D)	40.8	40.1	28.3	(S)
Truck and air	25.0	10.2	13.5	3.6	20.8	10.4	7.7	4.2
Truck and rail	16.0	16.9	30.0	9.9	53.7	58.3	59.1	(S)
Truck and water	19.4	33.5	41.4	(S)	(S)	78.4	64.6	(S)
Truck and pipeline	—	—	—	—	—	—	—	—
Rail and water	—	—	—	—	—	—	—	—
Inland water and Great Lakes	—	—	—	—	—	—	—	—
Inland water and deep sea	32.6	39.1	(S)	(S)	—	—	—	—
Other Modes								
Other and unknown modes	14.9	13.2	15.2	20.2	35.6	14.6	34.1	37.2
STCC 38, INSTRUMENTS, PHOTOGRAPHIC GOODS, OPTICAL GOODS, WATCHES, OR CLOCKS								
Total	8.0	12.0	16.7	3.0	3.5	4.2	6.0	3.1
Single Modes								
Parcel, U.S. Postal Service, or courier	4.6	6.8	5.8	3.4	4.5	4.1	5.9	3.4
Private truck	9.2	11.1	14.8	8.7	7.8	5.2	8.3	13.7
For-hire truck	14.5	16.1	20.9	11.6	6.7	18.9	47.0	15.1
Air	10.7	17.1	27.1	5.6	13.0	13.3	24.4	5.4
Rail	46.0	42.6	42.0	30.2	(S)	65.6	73.6	(S)
Inland water	—	—	—	—	—	—	—	—
Great Lakes	—	—	—	—	—	—	—	—
Deep sea water	—	—	—	—	—	—	—	—
Pipeline	—	—	—	—	—	—	—	—
Multiple Modes								
Private truck and for-hire truck	(S)	74.5	76.0	(S)	86.6	88.7	98.6	(S)
Truck and air	8.3	14.0	13.1	1.8	9.4	5.6	6.5	1.9
Truck and rail	(S)	48.1	46.1	19.6	100.0	100.0	100.0	(S)
Truck and water	(S)	(S)	(S)	(S)	88.3	83.1	74.3	(S)
Truck and pipeline	—	—	—	—	—	—	—	—
Rail and water	—	—	—	—	—	—	—	—
Inland water and Great Lakes	—	—	—	—	—	—	—	—
Inland water and deep sea	(S)	68.8	(S)	(S)	—	—	—	—
Other Modes								
Other and unknown modes	12.6	23.8	34.6	12.3	9.9	38.0	20.3	13.1
STCC 39, MISCELLANEOUS PRODUCTS OF MANUFACTURING								
Total	14.7	11.0	7.2	5.1	5.1	4.0	7.3	5.4
Single Modes								
Parcel, U.S. Postal Service, or courier	6.0	4.7	3.8	5.4	6.8	4.1	7.7	5.5
Private truck	39.7	14.5	14.4	12.1	9.6	6.4	20.6	10.2
For-hire truck	15.6	12.3	7.4	2.6	12.2	20.0	21.2	7.1
Air	47.1	(S)	(S)	(S)	30.9	30.7	39.2	12.9
Rail	(D)	(D)	(D)	(D)	(S)	54.8	61.0	(S)
Inland water	(D)	(D)	(D)	(D)	—	—	—	—
Great Lakes	—	—	—	—	—	—	—	—
Deep sea water	100.0	100.0	100.0	(S)	100.0	100.0	100.0	(S)
Pipeline	—	—	—	—	—	—	—	—
Multiple Modes								
Private truck and for-hire truck	(S)	(S)	(S)	(S)	41.3	34.3	31.5	(S)
Truck and air	36.0	28.6	19.8	5.0	44.0	10.8	13.2	5.1
Truck and rail	33.3	33.0	31.1	11.3	99.4	80.5	83.1	(S)
Truck and water	(S)	43.8	(S)	(S)	(S)	58.6	51.5	(S)
Truck and pipeline	—	—	—	—	—	—	—	—
Rail and water	—	—	—	—	—	—	—	—
Inland water and Great Lakes	—	—	—	—	—	—	—	—
Inland water and deep sea	(S)	(S)	(S)	(S)	—	—	—	—

Table B-10. **Estimated Coefficients of Variation for Shipment Characteristics by Commodity and Mode of Transportation by Shipment Size for the United States: 1993—Con.**

STCC code, description, and mode of transportation	Total, all sizes				Less than 50 lb			
	Value	Tons	Ton-miles	Average miles per shipment	Value	Tons	Ton-miles	Average miles per shipment
STCC 39, MISCELLANEOUS PRODUCTS OF MANUFACTURING—Con.								
Other Modes								
Other and unknown modes	15.8	16.8	15.2	13.9	12.3	6.8	16.3	15.6
STCC 40, WASTE OR SCRAP MATERIALS								
Total	8.3	13.1	6.9	5.5	(S)	28.2	24.8	32.2
Single Modes								
Parcel, U.S. Postal Service, or courier	(S)	32.2	34.5	(S)	(S)	62.2	29.0	48.9
Private truck	13.1	8.6	7.6	6.6	41.6	42.9	29.4	(S)
For-hire truck	15.9	24.6	13.9	7.9	80.0	59.0	64.0	(S)
Air	—	—	—	—	—	—	—	—
Rail	6.2	7.3	8.6	7.2	—	—	—	—
Inland water	17.4	13.3	19.8	9.2	—	—	—	—
Great Lakes	—	—	—	—	—	—	—	—
Deep sea water	—	—	—	—	—	—	—	—
Pipeline	—	—	—	—	—	—	—	—
Multiple Modes								
Private truck and for-hire truck	31.8	22.1	30.3	18.2	—	—	—	—
Truck and air	70.5	(S)	(S)	(S)	74.4	71.4	71.4	(S)
Truck and rail	(D)	(D)	(D)	(D)	—	—	—	—
Truck and water	25.3	28.5	46.2	23.8	—	—	—	—
Truck and pipeline	—	—	—	—	—	—	—	—
Rail and water	(D)	(D)	(D)	(D)	—	—	—	—
Inland water and Great Lakes	—	—	—	—	—	—	—	—
Inland water and deep sea	(D)	(D)	(D)	(D)	—	—	—	—
Other Modes								
Other and unknown modes	32.6	28.8	45.5	24.3	85.8	74.2	66.7	(S)
STCC 41, MISCELLANEOUS FREIGHT SHIPMENT								
Total	10.3	12.9	9.7	8.8	17.2	8.6	14.4	8.0
Single Modes								
Parcel, U.S. Postal Service, or courier	18.8	14.7	20.0	8.5	23.0	11.7	15.8	8.8
Private truck	12.8	15.2	10.4	5.6	12.1	10.2	20.7	23.0
For-hire truck	16.4	15.4	18.8	13.4	24.9	14.8	22.4	13.3
Air	44.4	61.8	50.9	(S)	(S)	47.9	39.0	21.7
Rail	(S)	45.2	48.8	32.0	—	—	—	—
Inland water	—	—	—	—	—	—	—	—
Great Lakes	—	—	—	—	—	—	—	—
Deep sea water	—	—	—	—	—	—	—	—
Pipeline	—	—	—	—	—	—	—	—
Multiple Modes								
Private truck and for-hire truck	(D)	(D)	(D)	(D)	(D)	(D)	(D)	(D)
Truck and air	(S)	(S)	(S)	(S)	38.8	13.8	16.8	6.5
Truck and rail	30.1	39.6	39.1	18.8	—	—	—	—
Truck and water	(S)	(S)	(S)	(S)	(D)	(D)	(D)	(D)
Truck and pipeline	—	—	—	—	—	—	—	—
Rail and water	—	—	—	—	—	—	—	—
Inland water and Great Lakes	—	—	—	—	—	—	—	—
Inland water and deep sea	(D)	(D)	(D)	(D)	—	—	—	—
Other Modes								
Other and unknown modes	25.6	34.0	25.0	(S)	40.9	36.9	42.1	(S)
STCC 42, CONTAINERS, CARRIERS OR DEVICES, SHIPPING, RETURNED EMPTY								
Total	20.8	16.3	29.1	24.2	(D)	(D)	(D)	(D)
Single Modes								
Parcel, U.S. Postal Service, or courier	(D)	(D)	(D)	(D)	(D)	(D)	(D)	(D)
Private truck	(D)	(D)	(D)	(D)	(D)	(D)	(D)	(D)
For-hire truck	20.1	20.5	21.8	14.0	(D)	(D)	(D)	(D)
Air	100.0	100.0	100.0	(S)	—	—	—	—
Rail	(S)	(S)	(S)	(S)	—	—	—	—
Inland water	(D)	(D)	(D)	(D)	—	—	—	—
Great Lakes	—	—	—	—	—	—	—	—
Deep sea water	—	—	—	—	—	—	—	—
Pipeline	—	—	—	—	—	—	—	—

Table B-10. **Estimated Coefficients of Variation for Shipment Characteristics by Commodity and Mode of Transportation by Shipment Size for the United States: 1993—Con.**

STCC code, description, and mode of transportation	Total, all sizes				Less than 50 lb			
	Value	Tons	Ton-miles	Average miles per shipment	Value	Tons	Ton-miles	Average miles per shipment
STCC 42, CONTAINERS, CARRIERS OR DEVICES, SHIPPING, RETURNED EMPTY—Con.								
Multiple Modes								
Private truck and for-hire truck	—	—	—	—	—	—	—	—
Truck and air	(D)	(D)	(D)	(D)	(D)	(D)	(D)	(D)
Truck and rail	—	—	—	—	—	—	—	—
Truck and water	(D)	(D)	(D)	(D)	—	—	—	—
Truck and pipeline	—	—	—	—	—	—	—	—
Rail and water	—	—	—	—	—	—	—	—
Inland water and Great Lakes	—	—	—	—	—	—	—	—
Inland water and deep sea	—	—	—	—	—	—	—	—
Other Modes								
Other and unknown modes	(D)	(D)	(D)	(D)	(D)	(D)	(D)	(D)
STCC 48, WASTE HAZARDOUS MATERIALS OR WASTE HAZARDOUS SUBSTANCES								
Total	24.6	13.0	17.6	33.4	44.3	46.9	61.9	(S)
Single Modes								
Parcel, U.S. Postal Service, or courier	(D)	(D)	(D)	(D)	(S)	(S)	69.3	(S)
Private truck	(D)	(D)	(D)	(D)	40.0	59.0	44.3	45.1
For-hire truck	23.5	21.8	21.4	12.3	95.8	65.0	72.2	(S)
Air	—	—	—	—	—	—	—	—
Rail	43.9	41.2	37.6	22.3	—	—	—	—
Inland water	—	—	—	—	—	—	—	—
Great Lakes	—	—	—	—	—	—	—	—
Deep sea water	—	—	—	—	—	—	—	—
Pipeline	—	—	—	—	—	—	—	—
Multiple Modes								
Private truck and for-hire truck	(D)	(D)	(D)	(D)	—	—	—	—
Truck and air	(D)	(D)	(D)	(D)	72.6	92.0	92.8	(S)
Truck and rail	(D)	(D)	(D)	(D)	—	—	—	—
Truck and water	—	—	—	—	—	—	—	—
Truck and pipeline	—	—	—	—	—	—	—	—
Rail and water	—	—	—	—	—	—	—	—
Inland water and Great Lakes	—	—	—	—	—	—	—	—
Inland water and deep sea	—	—	—	—	—	—	—	—
Other Modes								
Other and unknown modes	(D)	(D)	(D)	(D)	—	—	—	—
COMMODITY UNKNOWN								
Total	13.1	12.1	22.9	9.8	14.7	12.9	10.0	10.3
Single Modes								
Parcel, U.S. Postal Service, or courier	11.3	12.6	16.6	11.8	19.1	22.3	14.0	11.5
Private truck	18.5	15.9	47.2	13.4	35.6	17.5	20.8	18.0
For-hire truck	22.8	17.5	16.1	7.6	29.7	23.1	24.8	22.0
Air	(S)	(S)	(S)	(S)	(S)	(S)	(S)	(S)
Rail	33.1	44.7	45.1	12.2	100.0	100.0	100.0	(S)
Inland water	(S)	(S)	(S)	(S)	—	—	—	—
Great Lakes	—	—	—	—	—	—	—	—
Deep sea water	—	—	—	—	—	—	—	—
Pipeline	—	—	—	—	—	—	—	—
Multiple Modes								
Private truck and for-hire truck	(S)	(S)	(S)	(S)	100.0	100.0	100.0	(S)
Truck and air	42.5	36.0	37.7	7.5	36.9	26.5	25.6	6.9
Truck and rail	(S)	(S)	(S)	(S)	—	—	—	—
Truck and water	(D)	(D)	(D)	(D)	100.0	100.0	100.0	(S)
Truck and pipeline	—	—	—	—	—	—	—	—
Rail and water	—	—	—	—	—	—	—	—
Inland water and Great Lakes	—	—	—	—	—	—	—	—
Inland water and deep sea	(D)	(D)	(D)	(D)	—	—	—	—
Other Modes								
Other and unknown modes	27.3	41.5	32.2	25.8	24.5	36.1	30.2	49.1

Table B-10. **Estimated Coefficients of Variation for Shipment Characteristics by Commodity and Mode of Transportation by Shipment Size for the United States: 1993—Con.**

STCC code, description, and mode of transportation	50 to 99 lb				100 to 499 lb			
	Value	Tons	Ton-miles	Average miles per shipment	Value	Tons	Ton-miles	Average miles per shipment
ALL COMMODITIES								
Total	2.2	3.0	3.2	2.3	2.2	2.4	2.2	1.9
Single Modes								
Parcel, U.S. Postal Service, or courier	2.6	4.1	3.8	1.8	3.6	3.1	2.8	2.3
Private truck	5.4	5.6	4.1	1.7	2.6	3.5	2.0	1.9
For-hire truck	3.8	3.6	6.2	4.3	3.9	2.9	3.4	1.7
Air	29.2	17.6	20.9	10.4	28.6	(S)	44.7	25.8
Rail	40.3	28.1	27.9	22.1	31.4	37.6	20.8	18.6
Inland water	—	—	—	—	—	—	—	—
Great Lakes	—	—	—	—	—	—	—	—
Deep sea water	71.6	63.7	58.9	(S)	(D)	(D)	(D)	(D)
Pipeline	90.0	66.9	66.7	(S)	(D)	(D)	(D)	(D)
Multiple Modes								
Private truck and for-hire truck	(S)	29.8	17.0	(S)	15.9	23.5	10.6	17.6
Truck and air	11.3	27.2	20.5	4.1	11.3	5.2	6.8	5.9
Truck and rail	(S)	38.2	43.9	33.5	28.7	38.7	22.0	(S)
Truck and water	29.5	37.3	41.1	11.8	31.4	22.9	19.8	12.5
Truck and pipeline	—	—	—	—	(D)	(D)	(D)	(D)
Rail and water	—	—	—	—	—	—	—	—
Inland water and Great Lakes	—	—	—	—	—	—	—	—
Inland water and deep sea	—	—	—	—	—	—	—	—
Other Modes								
Other and unknown modes	17.5	9.6	15.0	23.4	4.6	11.0	8.4	13.4
STCC 01, FARM PRODUCTS								
Total	11.1	14.4	11.5	18.9	14.2	15.3	15.3	23.5
Single Modes								
Parcel, U.S. Postal Service, or courier	29.1	21.0	49.7	17.2	42.3	27.1	14.8	11.2
Private truck	12.4	15.6	11.5	10.7	16.2	16.2	9.6	9.0
For-hire truck	22.5	23.5	31.5	10.2	13.9	24.6	36.5	12.1
Air	(S)	66.0	79.2	(S)	(S)	(S)	39.5	(S)
Rail	(S)	(S)	75.7	(S)	(D)	(D)	(D)	(D)
Inland water	—	—	—	—	—	—	—	—
Great Lakes	—	—	—	—	—	—	—	—
Deep sea water	—	—	—	—	—	—	—	—
Pipeline	—	—	—	—	—	—	—	—
Multiple Modes								
Private truck and for-hire truck	76.4	75.8	73.9	(S)	(D)	(D)	(D)	(D)
Truck and air	20.4	18.6	21.4	7.8	19.3	23.9	27.5	5.8
Truck and rail	(D)	(D)	(D)	(D)	(D)	(D)	(D)	(D)
Truck and water	(D)	(D)	(D)	(D)	(S)	54.3	(S)	(S)
Truck and pipeline	—	—	—	—	—	—	—	—
Rail and water	—	—	—	—	—	—	—	—
Inland water and Great Lakes	—	—	—	—	—	—	—	—
Inland water and deep sea	—	—	—	—	—	—	—	—
Other Modes								
Other and unknown modes	27.8	43.4	45.5	23.8	37.5	46.7	46.1	30.3
STCC 08, FOREST PRODUCTS								
Total	43.2	37.0	43.9	40.5	24.3	22.5	(S)	(S)
Single Modes								
Parcel, U.S. Postal Service, or courier	(D)	(D)	(D)	(D)	41.4	44.9	61.2	(S)
Private truck	(S)	47.6	67.5	(S)	36.2	22.3	36.3	28.5
For-hire truck	(S)	43.2	60.0	(S)	(S)	(S)	(S)	(S)
Air	—	—	—	—	—	—	—	—
Rail	—	—	—	—	—	—	—	—
Inland water	—	—	—	—	—	—	—	—
Great Lakes	—	—	—	—	—	—	—	—
Deep sea water	—	—	—	—	—	—	—	—
Pipeline	—	—	—	—	—	—	—	—
Multiple Modes								
Private truck and for-hire truck	—	—	—	—	—	—	—	—
Truck and air	(D)	(D)	(D)	(D)	(S)	100.0	(S)	(S)
Truck and rail	—	—	—	—	(D)	(D)	(D)	(D)
Truck and water	—	—	—	—	—	—	—	—
Truck and pipeline	—	—	—	—	—	—	—	—
Rail and water	—	—	—	—	—	—	—	—
Inland water and Great Lakes	—	—	—	—	—	—	—	—
Inland water and deep sea	—	—	—	—	—	—	—	—
Other Modes								
Other and unknown modes	—	—	—	—	(D)	(D)	(D)	(D)

Table B-10. **Estimated Coefficients of Variation for Shipment Characteristics by Commodity and Mode of Transportation by Shipment Size for the United States: 1993—Con.**

STCC code, description, and mode of transportation	50 to 99 lb				100 to 499 lb			
	Value	Tons	Ton-miles	Average miles per shipment	Value	Tons	Ton-miles	Average miles per shipment
STCC 09, FRESH FISH OR OTHER MARINE PRODUCTS								
Total	21.3	20.9	23.4	24.3	13.8	15.1	19.2	9.5
Single Modes								
Parcel, U.S. Postal Service, or courier	48.6	41.3	(S)	(S)	43.2	48.8	40.5	41.6
Private truck	23.2	23.3	19.2	26.0	15.7	16.7	19.6	15.8
For-hire truck	28.9	29.5	30.5	19.5	21.2	22.3	19.7	11.8
Air	(S)	81.1	68.6	(S)	(S)	82.8	82.8	(S)
Rail	—	—	—	—	—	—	—	—
Inland water	—	—	—	—	—	—	—	—
Great Lakes	—	—	—	—	—	—	—	—
Deep sea water	—	—	—	—	—	—	—	—
Pipeline	—	—	—	—	—	—	—	—
Multiple Modes								
Private truck and for-hire truck	(S)	56.3	55.0	(S)	(S)	(S)	(S)	(S)
Truck and air	45.0	36.3	35.7	14.1	26.8	23.5	26.3	9.5
Truck and rail	—	—	—	—	—	—	—	—
Truck and water	—	—	—	—	100.0	100.0	100.0	(S)
Truck and pipeline	—	—	—	—	—	—	—	—
Rail and water	—	—	—	—	—	—	—	—
Inland water and Great Lakes	—	—	—	—	—	—	—	—
Inland water and deep sea	—	—	—	—	—	—	—	—
Other Modes								
Other and unknown modes	(S)	(S)	(S)	(S)	(S)	(S)	(S)	(S)
STCC 10, METALLIC ORES								
Total	37.3	30.1	35.0	15.0	36.3	26.3	29.0	13.1
Single Modes								
Parcel, U.S. Postal Service, or courier	(S)	47.7	50.5	(S)	31.7	33.9	42.8	29.4
Private truck	(S)	28.6	45.9	(S)	(S)	27.0	46.9	(S)
For-hire truck	41.9	30.3	38.6	(S)	37.6	29.8	34.4	21.6
Air	—	—	—	—	—	—	—	—
Rail	—	—	—	—	(S)	100.0	100.0	(S)
Inland water	—	—	—	—	—	—	—	—
Great Lakes	—	—	—	—	—	—	—	—
Deep sea water	—	—	—	—	—	—	—	—
Pipeline	—	—	—	—	—	—	—	—
Multiple Modes								
Private truck and for-hire truck	—	—	—	—	—	—	—	—
Truck and air	(S)	67.2	45.2	37.5	(S)	45.3	48.0	12.8
Truck and rail	(S)	91.4	91.4	(S)	—	—	—	—
Truck and water	—	—	—	—	—	—	—	—
Truck and pipeline	—	—	—	—	—	—	—	—
Rail and water	—	—	—	—	—	—	—	—
Inland water and Great Lakes	—	—	—	—	—	—	—	—
Inland water and deep sea	—	—	—	—	—	—	—	—
Other Modes								
Other and unknown modes	63.3	81.4	87.2	(S)	66.7	97.7	100.0	(S)
STCC 11, COAL								
Total	(D)	(D)	(D)	(D)	(D)	(D)	(D)	(D)
Single Modes								
Parcel, U.S. Postal Service, or courier	(D)	(D)	(D)	(D)	(D)	(D)	(D)	(D)
Private truck	(D)	(D)	(D)	(D)	(D)	(D)	(D)	(D)
For-hire truck	—	—	—	—	(D)	(D)	(D)	(D)
Air	—	—	—	—	—	—	—	—
Rail	—	—	—	—	(D)	(D)	(D)	(D)
Inland water	—	—	—	—	—	—	—	—
Great Lakes	—	—	—	—	—	—	—	—
Deep sea water	—	—	—	—	—	—	—	—
Pipeline	—	—	—	—	—	—	—	—
Multiple Modes								
Private truck and for-hire truck	—	—	—	—	—	—	—	—
Truck and air	—	—	—	—	—	—	—	—
Truck and rail	—	—	—	—	—	—	—	—
Truck and water	—	—	—	—	—	—	—	—
Truck and pipeline	—	—	—	—	—	—	—	—
Rail and water	—	—	—	—	—	—	—	—
Inland water and Great Lakes	—	—	—	—	—	—	—	—
Inland water and deep sea	—	—	—	—	—	—	—	—
Other Modes								
Other and unknown modes	—	—	—	—	—	—	—	—

Table B-10. **Estimated Coefficients of Variation for Shipment Characteristics by Commodity and Mode of Transportation by Shipment Size for the United States: 1993—Con.**

STCC code, description, and mode of transportation	50 to 99 lb				100 to 499 lb			
	Value	Tons	Ton-miles	Average miles per shipment	Value	Tons	Ton-miles	Average miles per shipment
STCC 13, CRUDE PETROLEUM, NATURAL GAS, OR GASOLINE								
Total	(S)	(S)	42.1	(S)	(S)	(S)	(S)	(S)
Single Modes								
Parcel, U.S. Postal Service, or courier	84.7	89.5	69.5	(S)	(D)	(D)	(D)	(D)
Private truck	(S)	(S)	42.3	(S)	(S)	(S)	39.7	(S)
For-hire truck	—	—	—	—	(D)	(D)	(D)	(D)
Air	—	—	—	—	—	—	—	—
Rail	—	—	—	—	—	—	—	—
Inland water	—	—	—	—	—	—	—	—
Great Lakes	—	—	—	—	—	—	—	—
Deep sea water	—	—	—	—	—	—	—	—
Pipeline	—	—	—	—	(D)	(D)	(D)	(D)
Multiple Modes								
Private truck and for-hire truck	—	—	—	—	(D)	(D)	(D)	(D)
Truck and air	—	—	—	—	—	—	—	—
Truck and rail	—	—	—	—	—	—	—	—
Truck and water	—	—	—	—	—	—	—	—
Truck and pipeline	—	—	—	—	—	—	—	—
Rail and water	—	—	—	—	—	—	—	—
Inland water and Great Lakes	—	—	—	—	—	—	—	—
Inland water and deep sea	—	—	—	—	—	—	—	—
Other Modes								
Other and unknown modes	67.5	83.1	67.5	(S)	(S)	(S)	56.3	(S)
STCC 14, NONMETALLIC MINERALS								
Total	19.0	20.5	24.4	14.3	23.1	17.9	31.5	19.9
Single Modes								
Parcel, U.S. Postal Service, or courier	19.8	22.9	21.8	23.3	30.6	26.4	28.2	16.1
Private truck	19.8	20.7	26.6	16.5	26.0	18.9	41.9	22.4
For-hire truck	(S)	52.9	31.6	(S)	12.1	15.3	23.2	32.2
Air	—	—	—	—	—	—	—	—
Rail	100.0	100.0	100.0	(S)	—	—	—	—
Inland water	—	—	—	—	—	—	—	—
Great Lakes	—	—	—	—	—	—	—	—
Deep sea water	—	—	—	—	—	—	—	—
Pipeline	—	—	—	—	—	—	—	—
Multiple Modes								
Private truck and for-hire truck	—	—	—	—	91.9	94.2	97.5	(S)
Truck and air	95.1	67.3	66.7	(S)	(D)	(D)	(D)	(D)
Truck and rail	—	—	—	—	—	—	—	—
Truck and water	—	—	—	—	—	—	—	—
Truck and pipeline	—	—	—	—	—	—	—	—
Rail and water	—	—	—	—	—	—	—	—
Inland water and Great Lakes	—	—	—	—	—	—	—	—
Inland water and deep sea	—	—	—	—	—	—	—	—
Other Modes								
Other and unknown modes	(S)	46.4	68.9	(S)	(D)	(D)	(D)	(D)
STCC 19, ORDNANCE OR ACCESSORIES								
Total	16.0	18.5	14.2	7.4	24.8	6.8	10.1	6.5
Single Modes								
Parcel, U.S. Postal Service, or courier	20.8	21.8	15.9	8.4	18.2	20.7	21.0	9.8
Private truck	(S)	31.7	39.9	32.2	46.5	23.6	(S)	(S)
For-hire truck	(S)	29.6	22.0	13.1	37.2	20.5	20.9	6.1
Air	(S)	77.0	76.7	(S)	(S)	100.0	100.0	(S)
Rail	100.0	100.0	100.0	(S)	—	—	—	—
Inland water	—	—	—	—	—	—	—	—
Great Lakes	—	—	—	—	—	—	—	—
Deep sea water	—	—	—	—	—	—	—	—
Pipeline	—	—	—	—	—	—	—	—
Multiple Modes								
Private truck and for-hire truck	—	—	—	—	100.0	100.0	100.0	(S)
Truck and air	32.9	24.9	28.4	9.6	36.9	47.4	(S)	(S)
Truck and rail	—	—	—	—	—	—	—	—
Truck and water	—	—	—	—	—	—	—	—
Truck and pipeline	—	—	—	—	—	—	—	—
Rail and water	—	—	—	—	—	—	—	—
Inland water and Great Lakes	—	—	—	—	—	—	—	—
Inland water and deep sea	—	—	—	—	—	—	—	—
Other Modes								
Other and unknown modes	38.0	34.6	87.0	(S)	34.6	37.8	66.2	(S)

Table B-10. **Estimated Coefficients of Variation for Shipment Characteristics by Commodity and Mode of Transportation by Shipment Size for the United States: 1993—Con.**

STCC code, description, and mode of transportation	50 to 99 lb				100 to 499 lb			
	Value	Tons	Ton-miles	Average miles per shipment	Value	Tons	Ton-miles	Average miles per shipment
STCC 20, FOOD OR KINDRED PRODUCTS								
Total	(D)	(D)	(D)	(D)	3.4	2.7	3.1	2.9
Single Modes								
Parcel, U.S. Postal Service, or courier	(D)	(D)	(D)	(D)	39.6	26.2	29.2	16.7
Private truck	(D)	(D)	(D)	(D)	2.9	2.5	2.9	2.6
For-hire truck	(D)	(D)	(D)	(D)	11.6	9.8	12.1	8.3
Air	(D)	(D)	(D)	(D)	46.4	(S)	(S)	(S)
Rail	(D)	(D)	(D)	(D)	(S)	33.7	40.7	22.0
Inland water	-	-	-	-	-	-	-	-
Great Lakes	-	-	-	-	-	-	-	-
Deep sea water	-	-	-	-	-	-	-	-
Pipeline	-	-	-	-	-	-	-	-
Multiple Modes								
Private truck and for-hire truck	(D)	(D)	(D)	(D)	40.3	(S)	49.2	(S)
Truck and air	(D)	(D)	(D)	(D)	25.7	19.3	21.9	4.3
Truck and rail	(D)	(D)	(D)	(D)	49.0	(S)	(S)	(S)
Truck and water	(D)	(D)	(D)	(D)	32.6	32.1	26.5	(S)
Truck and pipeline	-	-	-	-	-	-	-	-
Rail and water	-	-	-	-	-	-	-	-
Inland water and Great Lakes	-	-	-	-	-	-	-	-
Inland water and deep sea	-	-	-	-	-	-	-	-
Other Modes								
Other and unknown modes	(D)	(D)	(D)	(D)	23.9	38.7	10.9	36.9
STCC 21, TOBACCO PRODUCTS, EXCLUDING INSECTICIDES								
Total	8.7	8.7	20.5	16.4	12.0	10.4	11.0	10.0
Single Modes								
Parcel, U.S. Postal Service, or courier	31.8	26.2	47.5	17.5	(S)	28.7	36.7	16.1
Private truck	8.9	8.9	8.4	2.9	13.1	12.3	7.7	4.6
For-hire truck	41.8	38.0	20.0	40.8	26.1	22.5	13.8	26.9
Air	-	-	-	-	-	-	-	-
Rail	-	-	-	-	-	-	-	-
Inland water	-	-	-	-	-	-	-	-
Great Lakes	-	-	-	-	-	-	-	-
Deep sea water	-	-	-	-	-	-	-	-
Pipeline	-	-	-	-	-	-	-	-
Multiple Modes								
Private truck and for-hire truck	67.6	68.3	70.7	(S)	40.7	40.1	42.8	24.1
Truck and air	100.0	100.0	100.0	(S)	(D)	(D)	(D)	(D)
Truck and rail	(S)	73.3	80.7	(S)	(S)	72.7	73.3	(S)
Truck and water	-	-	-	-	(D)	(D)	(D)	(D)
Truck and pipeline	-	-	-	-	-	-	-	-
Rail and water	-	-	-	-	-	-	-	-
Inland water and Great Lakes	-	-	-	-	-	-	-	-
Inland water and deep sea	-	-	-	-	-	-	-	-
Other Modes								
Other and unknown modes	(S)	(S)	87.8	(S)	(S)	(S)	49.1	(S)
STCC 22, TEXTILE MILL PRODUCTS								
Total	8.7	4.8	11.3	7.2	7.8	5.1	6.4	4.2
Single Modes								
Parcel, U.S. Postal Service, or courier	11.7	9.8	15.8	7.1	14.8	9.2	13.0	7.6
Private truck	12.4	7.5	11.0	12.9	15.9	8.0	16.5	10.7
For-hire truck	20.0	14.7	16.1	7.0	5.2	6.5	8.2	3.9
Air	(S)	63.4	64.6	(S)	(S)	73.0	65.5	(S)
Rail	-	-	-	-	(S)	92.4	99.7	(S)
Inland water	-	-	-	-	-	-	-	-
Great Lakes	-	-	-	-	-	-	-	-
Deep sea water	-	-	-	-	-	-	-	-
Pipeline	-	-	-	-	-	-	-	-
Multiple Modes								
Private truck and for-hire truck	31.8	35.1	35.5	21.6	29.9	33.5	33.1	11.3
Truck and air	48.3	24.5	29.6	6.7	18.4	20.3	24.7	16.0
Truck and rail	-	-	-	-	100.0	100.0	100.0	(S)
Truck and water	67.3	76.3	81.5	(S)	(S)	84.3	86.6	(S)
Truck and pipeline	-	-	-	-	-	-	-	-
Rail and water	-	-	-	-	-	-	-	-
Inland water and Great Lakes	-	-	-	-	-	-	-	-
Inland water and deep sea	-	-	-	-	-	-	-	-
Other Modes								
Other and unknown modes	(S)	34.3	37.8	21.3	(S)	17.9	23.9	20.3

Table B-10. **Estimated Coefficients of Variation for Shipment Characteristics by Commodity and Mode of Transportation by Shipment Size for the United States: 1993—Con.**

STCC code, description, and mode of transportation	50 to 99 lb				100 to 499 lb			
	Value	Tons	Ton-miles	Average miles per shipment	Value	Tons	Ton-miles	Average miles per shipment
STCC 23, APPAREL OR OTHER FINISHED TEXTILE PRODUCTS								
Total	7.2	4.9	6.4	9.4	8.0	5.3	4.0	5.0
Single Modes								
Parcel, U.S. Postal Service, or courier	4.1	2.7	4.5	3.5	6.9	5.8	10.0	6.1
Private truck	22.8	19.7	16.5	30.5	22.5	15.4	13.6	14.7
For-hire truck	10.4	8.1	5.0	8.2	9.5	6.7	5.2	3.3
Air	(S)	82.8	97.4	(S)	(S)	68.2	(S)	(S)
Rail	70.9	62.9	90.0	(S)	48.8	46.7	61.9	(S)
Inland water	—	—	—	—	—	—	—	—
Great Lakes	—	—	—	—	—	—	—	—
Deep sea water	100.0	100.0	100.0	(S)	(D)	(D)	(D)	(D)
Pipeline	—	—	—	—	—	—	—	—
Multiple Modes								
Private truck and for-hire truck	(S)	(S)	44.8	(S)	43.9	44.7	45.5	22.1
Truck and air	11.8	11.6	15.2	6.1	42.0	20.4	23.3	5.7
Truck and rail	—	—	—	—	(D)	(D)	(D)	(D)
Truck and water	(S)	71.0	67.6	(S)	(S)	54.9	(S)	(S)
Truck and pipeline	—	—	—	—	—	—	—	—
Rail and water	—	—	—	—	—	—	—	—
Inland water and Great Lakes	—	—	—	—	—	—	—	—
Inland water and deep sea	—	—	—	—	—	—	—	—
Other Modes								
Other and unknown modes	(S)	49.2	(S)	(S)	21.2	23.8	25.2	30.3
STCC 24, LUMBER OR WOOD PRODUCTS, EXCLUDING FURNITURE								
Total	8.2	6.9	4.6	4.4	4.1	3.4	5.0	4.5
Single Modes								
Parcel, U.S. Postal Service, or courier	22.2	19.0	8.9	11.7	27.3	26.8	17.7	11.0
Private truck	5.3	4.8	5.3	5.4	3.7	2.6	1.9	2.0
For-hire truck	27.3	25.0	13.8	10.5	4.7	4.5	7.0	6.3
Air	100.0	100.0	100.0	(S)	(S)	55.5	57.8	(S)
Rail	89.1	92.0	70.8	(S)	(S)	90.6	54.4	(S)
Inland water	—	—	—	—	—	—	—	—
Great Lakes	—	—	—	—	—	—	—	—
Deep sea water	—	—	—	—	—	—	—	—
Pipeline	—	—	—	—	—	—	—	—
Multiple Modes								
Private truck and for-hire truck	48.4	55.2	69.6	(S)	32.2	31.2	40.3	40.6
Truck and air	42.9	28.1	31.3	16.1	22.3	21.2	21.2	8.1
Truck and rail	100.0	100.0	100.0	(S)	(S)	(S)	(S)	(S)
Truck and water	82.8	87.0	92.5	(S)	37.7	(S)	(S)	(S)
Truck and pipeline	—	—	—	—	—	—	—	—
Rail and water	—	—	—	—	—	—	—	—
Inland water and Great Lakes	—	—	—	—	—	—	—	—
Inland water and deep sea	—	—	—	—	—	—	—	—
Other Modes								
Other and unknown modes	21.6	19.8	31.4	24.1	10.7	30.1	25.8	28.8
STCC 25, FURNITURE OR FIXTURES								
Total	11.5	11.6	18.8	9.0	3.6	4.7	9.9	9.7
Single Modes								
Parcel, U.S. Postal Service, or courier	16.5	38.6	37.6	9.1	9.9	13.2	24.4	9.2
Private truck	6.4	5.4	7.5	6.3	6.0	6.4	13.7	11.1
For-hire truck	31.6	17.5	29.7	9.2	3.3	4.7	5.5	3.7
Air	(D)	(D)	(D)	(D)	(S)	71.0	74.6	(S)
Rail	(D)	(D)	(D)	(D)	25.7	16.5	16.1	10.7
Inland water	—	—	—	—	—	—	—	—
Great Lakes	—	—	—	—	—	—	—	—
Deep sea water	—	—	—	—	100.0	100.0	100.0	(S)
Pipeline	—	—	—	—	—	—	—	—
Multiple Modes								
Private truck and for-hire truck	57.7	63.9	51.2	(S)	32.5	36.8	45.5	30.3
Truck and air	(D)	(D)	(D)	(D)	(S)	(S)	(S)	(S)
Truck and rail	56.0	53.4	58.2	(S)	(S)	45.5	47.9	15.2
Truck and water	(D)	(D)	(D)	(D)	49.0	65.2	66.4	(S)
Truck and pipeline	—	—	—	—	—	—	—	—
Rail and water	—	—	—	—	—	—	—	—
Inland water and Great Lakes	—	—	—	—	—	—	—	—
Inland water and deep sea	—	—	—	—	—	—	—	—

Table B-10. **Estimated Coefficients of Variation for Shipment Characteristics by Commodity and Mode of Transportation by Shipment Size for the United States: 1993—Con.**

STCC code, description, and mode of transportation	50 to 99 lb				100 to 499 lb			
	Value	Tons	Ton-miles	Average miles per shipment	Value	Tons	Ton-miles	Average miles per shipment
STCC 25, FURNITURE OR FIXTURES—Con.								
Other Modes								
Other and unknown modes	(D)	(D)	(D)	(D)	13.4	12.9	10.9	15.0
STCC 26, PULP, PAPER, OR ALLIED PRODUCTS								
Total	4.1	7.7	31.3	15.3	3.4	4.1	5.6	5.8
Single Modes								
Parcel, U.S. Postal Service, or courier	5.0	5.9	7.1	3.5	7.8	14.6	16.6	4.0
Private truck	4.9	3.8	6.4	3.7	5.7	5.0	6.6	3.1
For-hire truck	10.0	14.6	10.2	13.4	7.7	12.8	6.8	8.4
Air	(S)	84.0	64.5	(S)	38.7	44.3	72.0	(S)
Rail	(D)	(D)	(D)	(D)	34.9	27.4	46.1	22.2
Inland water	—	—	—	—	—	—	—	—
Great Lakes	—	—	—	—	—	—	—	—
Deep sea water	—	—	—	—	(S)	70.6	67.9	(S)
Pipeline	—	—	—	—	—	—	—	—
Multiple Modes								
Private truck and for-hire truck	(D)	(D)	(D)	(D)	43.3	42.8	41.5	(S)
Truck and air	(S)	(S)	(S)	(S)	23.1	43.1	41.0	11.8
Truck and rail	(D)	(D)	(D)	(D)	(D)	(D)	(D)	(D)
Truck and water	83.6	67.4	93.7	(S)	(D)	(D)	(D)	(D)
Truck and pipeline	—	—	—	—	—	—	—	—
Rail and water	—	—	—	—	—	—	—	—
Inland water and Great Lakes	—	—	—	—	—	—	—	—
Inland water and deep sea	—	—	—	—	—	—	—	—
Other Modes								
Other and unknown modes	24.6	28.4	29.3	(S)	10.1	13.4	13.5	29.4
STCC 27, PRINTED MATTER								
Total	(S)	(S)	(S)	(S)	(D)	(D)	(D)	(D)
Single Modes								
Parcel, U.S. Postal Service, or courier	(S)	(S)	(S)	(S)	(D)	(D)	(D)	(D)
Private truck	(S)	(S)	(S)	(S)	(D)	(D)	(D)	(D)
For-hire truck	(S)	(S)	(S)	(S)	(D)	(D)	(D)	(D)
Air	(D)	(D)	(D)	(D)	(D)	(D)	(D)	(D)
Rail	(D)	(D)	(D)	(D)	(D)	(D)	(D)	(D)
Inland water	—	—	—	—	—	—	—	—
Great Lakes	—	—	—	—	—	—	—	—
Deep sea water	—	—	—	—	—	—	—	—
Pipeline	—	—	—	—	—	—	—	—
Multiple Modes								
Private truck and for-hire truck	(S)	(S)	(S)	(S)	(D)	(D)	(D)	(D)
Truck and air	(S)	(S)	(S)	(S)	(D)	(D)	(D)	(D)
Truck and rail	—	—	—	—	—	—	—	—
Truck and water	(S)	48.6	74.9	(S)	(D)	(D)	(D)	(D)
Truck and pipeline	—	—	—	—	—	—	—	—
Rail and water	—	—	—	—	—	—	—	—
Inland water and Great Lakes	—	—	—	—	—	—	—	—
Inland water and deep sea	—	—	—	—	—	—	—	—
Other Modes								
Other and unknown modes	(S)	(S)	(S)	(S)	(D)	(D)	(D)	(D)
STCC 28, CHEMICALS OR ALLIED PRODUCTS								
Total	3.8	3.0	4.7	3.6	10.2	4.4	5.9	5.4
Single Modes								
Parcel, U.S. Postal Service, or courier	7.1	3.9	3.6	4.3	7.4	4.7	9.2	5.6
Private truck	6.3	5.1	9.5	10.5	7.0	6.3	6.9	7.6
For-hire truck	12.0	7.7	6.3	5.3	19.8	3.7	3.7	3.7
Air	43.2	38.5	40.0	14.9	(S)	45.3	31.9	22.1
Rail	(S)	45.3	51.2	(S)	(S)	(S)	37.8	(S)
Inland water	—	—	—	—	—	—	—	—
Great Lakes	—	—	—	—	—	—	—	—
Deep sea water	—	—	—	—	—	—	—	—
Pipeline	90.0	66.9	66.7	(S)	(D)	(D)	(D)	(D)

Table B-10. **Estimated Coefficients of Variation for Shipment Characteristics by Commodity and Mode of Transportation by Shipment Size for the United States: 1993—Con.**

STCC code, description, and mode of transportation	50 to 99 lb				100 to 499 lb			
	Value	Tons	Ton-miles	Average miles per shipment	Value	Tons	Ton-miles	Average miles per shipment
STCC 28, CHEMICALS OR ALLIED PRODUCTS— Con.								
Multiple Modes								
Private truck and for-hire truck	(S)	49.3	(S)	(S)	(S)	41.6	44.3	18.5
Truck and air	18.6	24.5	27.3	7.9	18.9	23.8	25.7	7.3
Truck and rail	—	—	—	—	(D)	(D)	(D)	(D)
Truck and water	(S)	56.3	87.0	(S)	(S)	41.2	45.5	13.1
Truck and pipeline	—	—	—	—	(D)	(D)	(D)	(D)
Rail and water	—	—	—	—	—	—	—	—
Inland water and Great Lakes	—	—	—	—	—	—	—	—
Inland water and deep sea	—	—	—	—	—	—	—	—
Other Modes								
Other and unknown modes	23.8	12.4	47.9	32.3	22.4	16.4	(S)	(S)
STCC 29, PETROLEUM OR COAL PRODUCTS								
Total	7.1	10.2	18.0	14.8	3.7	3.8	8.3	8.1
Single Modes								
Parcel, U.S. Postal Service, or courier	15.6	12.1	22.2	12.5	21.0	25.6	26.2	13.4
Private truck	10.5	7.6	7.3	6.1	5.0	4.6	6.5	4.1
For-hire truck	26.5	40.1	24.7	39.0	8.4	17.8	15.1	22.8
Air	—	—	—	—	62.4	51.8	66.8	(S)
Rail	100.0	100.0	100.0	(S)	(S)	75.7	90.2	(S)
Inland water	—	—	—	—	—	—	—	—
Great Lakes	—	—	—	—	—	—	—	—
Deep sea water	—	—	—	—	—	—	—	—
Pipeline	—	—	—	—	91.9	98.0	91.7	(S)
Multiple Modes								
Private truck and for-hire truck	91.1	85.2	72.8	(S)	(S)	48.1	58.6	(S)
Truck and air	(S)	36.2	38.2	20.9	29.1	34.1	33.8	26.2
Truck and rail	—	—	—	—	100.0	100.0	100.0	(S)
Truck and water	—	—	—	—	—	—	—	—
Truck and pipeline	—	—	—	—	—	—	—	—
Rail and water	—	—	—	—	—	—	—	—
Inland water and Great Lakes	—	—	—	—	—	—	—	—
Inland water and deep sea	—	—	—	—	—	—	—	—
Other Modes								
Other and unknown modes	35.7	45.8	(S)	(S)	21.6	29.2	47.3	30.3
STCC 30, RUBBER OR MISCELLANEOUS PLASTICS PRODUCTS								
Total	4.0	3.5	6.5	3.5	3.2	2.9	3.8	3.4
Single Modes								
Parcel, U.S. Postal Service, or courier	7.0	7.2	8.5	3.9	6.1	6.5	7.8	6.9
Private truck	4.8	3.1	5.1	4.8	3.9	3.5	6.2	8.5
For-hire truck	4.5	8.3	7.6	4.5	4.0	5.2	3.8	2.9
Air	(S)	55.1	64.4	(S)	(S)	55.8	39.6	42.7
Rail	(S)	60.0	54.2	(S)	49.7	(S)	(S)	(S)
Inland water	—	—	—	—	—	—	—	—
Great Lakes	—	—	—	—	—	—	—	—
Deep sea water	89.6	66.7	67.0	(S)	51.2	51.5	51.0	(S)
Pipeline	—	—	—	—	—	—	—	—
Multiple Modes								
Private truck and for-hire truck	42.8	54.5	50.3	(S)	37.6	34.4	34.4	26.0
Truck and air	17.8	21.9	33.0	7.4	22.6	9.3	8.7	2.6
Truck and rail	100.0	100.0	100.0	(S)	48.6	42.5	(S)	(S)
Truck and water	(S)	62.8	(S)	(S)	(S)	(S)	(S)	(S)
Truck and pipeline	—	—	—	—	—	—	—	—
Rail and water	—	—	—	—	—	—	—	—
Inland water and Great Lakes	—	—	—	—	—	—	—	—
Inland water and deep sea	—	—	—	—	—	—	—	—
Other Modes								
Other and unknown modes	10.5	8.8	35.2	36.7	15.7	8.6	13.4	21.6

Table B-10. **Estimated Coefficients of Variation for Shipment Characteristics by Commodity and Mode of Transportation by Shipment Size for the United States: 1993—Con.**

STCC code, description, and mode of transportation	50 to 99 lb				100 to 499 lb			
	Value	Tons	Ton-miles	Average miles per shipment	Value	Tons	Ton-miles	Average miles per shipment
STCC 31, LEATHER OR LEATHER PRODUCTS								
Total	10.8	13.9	12.3	5.7	7.8	8.8	9.0	4.3
Single Modes								
Parcel, U.S. Postal Service, or courier	14.1	19.4	15.7	5.5	13.4	13.1	13.8	8.3
Private truck	34.0	25.3	39.0	19.4	32.8	31.0	45.6	18.3
For-hire truck	19.7	14.4	16.2	10.3	9.7	10.6	10.9	5.0
Air	(S)	68.6	76.8	(S)	(S)	(S)	(S)	(S)
Rail	—	—	—	—	(D)	(D)	(D)	(D)
Inland water	—	—	—	—	—	—	—	—
Great Lakes	—	—	—	—	—	—	—	—
Deep sea water	—	—	—	—	—	—	—	—
Pipeline	—	—	—	—	—	—	—	—
Multiple Modes								
Private truck and for-hire truck	—	—	—	—	—	—	—	—
Truck and air	30.7	35.4	36.5	25.4	23.5	26.8	23.6	12.4
Truck and rail	—	—	—	—	—	—	—	—
Truck and water	69.3	70.9	96.1	(S)	(D)	(D)	(D)	(D)
Truck and pipeline	—	—	—	—	—	—	—	—
Rail and water	—	—	—	—	—	—	—	—
Inland water and Great Lakes	—	—	—	—	—	—	—	—
Inland water and deep sea	—	—	—	—	—	—	—	—
Other Modes								
Other and unknown modes	39.9	19.7	(S)	(S)	23.6	18.5	39.5	22.1
STCC 32, CLAY, CONCRETE, GLASS, OR STONE PRODUCTS								
Total	7.8	4.8	16.0	12.7	3.3	4.0	7.4	5.7
Single Modes								
Parcel, U.S. Postal Service, or courier	14.7	13.8	19.3	6.7	8.8	8.2	10.6	5.8
Private truck	7.8	6.3	6.4	6.1	4.7	4.4	6.0	4.4
For-hire truck	15.2	13.5	20.9	10.3	7.0	7.7	12.5	5.2
Air	(S)	47.1	65.4	(S)	(D)	(D)	(D)	(D)
Rail	59.1	71.8	75.3	(S)	(S)	(S)	72.9	(S)
Inland water	—	—	—	—	—	—	—	—
Great Lakes	—	—	—	—	—	—	—	—
Deep sea water	—	—	—	—	—	—	—	—
Pipeline	—	—	—	—	—	—	—	—
Multiple Modes								
Private truck and for-hire truck	53.1	51.7	57.4	(S)	(D)	(D)	(D)	(D)
Truck and air	30.5	46.8	(S)	(S)	20.3	45.9	25.1	22.3
Truck and rail	68.5	55.7	64.1	(S)	(D)	(D)	(D)	(D)
Truck and water	89.2	91.9	97.6	(S)	(S)	(S)	(S)	(S)
Truck and pipeline	—	—	—	—	—	—	—	—
Rail and water	—	—	—	—	—	—	—	—
Inland water and Great Lakes	—	—	—	—	—	—	—	—
Inland water and deep sea	—	—	—	—	—	—	—	—
Other Modes								
Other and unknown modes	(S)	43.1	(S)	(S)	12.6	22.4	31.4	32.6
STCC 33, PRIMARY METAL PRODUCTS								
Total	8.3	5.3	8.5	8.3	3.4	3.2	5.2	4.9
Single Modes								
Parcel, U.S. Postal Service, or courier	5.5	4.1	10.2	9.8	11.5	11.1	8.2	5.8
Private truck	6.3	4.5	8.5	11.6	5.2	2.9	10.2	10.5
For-hire truck	25.6	20.3	22.8	10.0	5.7	5.2	7.6	6.3
Air	45.8	35.4	38.4	23.7	(S)	40.3	44.3	19.1
Rail	(D)	(D)	(D)	(D)	(S)	(S)	(S)	(S)
Inland water	—	—	—	—	—	—	—	—
Great Lakes	—	—	—	—	—	—	—	—
Deep sea water	—	—	—	—	(D)	(D)	(D)	(D)
Pipeline	—	—	—	—	—	—	—	—
Multiple Modes								
Private truck and for-hire truck	(S)	75.2	54.0	(S)	(S)	(S)	57.1	(S)
Truck and air	25.1	11.3	15.5	4.5	18.7	36.6	32.3	6.1
Truck and rail	—	—	—	—	(D)	(D)	(D)	(D)
Truck and water	(D)	(D)	(D)	(D)	33.8	31.6	42.7	19.6
Truck and pipeline	—	—	—	—	—	—	—	—
Rail and water	—	—	—	—	—	—	—	—
Inland water and Great Lakes	—	—	—	—	—	—	—	—
Inland water and deep sea	—	—	—	—	—	—	—	—
Other Modes								
Other and unknown modes	26.7	9.7	22.8	29.1	15.0	10.6	13.9	17.0

Table B-10. **Estimated Coefficients of Variation for Shipment Characteristics by Commodity and Mode of Transportation by Shipment Size for the United States: 1993—Con.**

STCC code, description, and mode of transportation	50 to 99 lb				100 to 499 lb			
	Value	Tons	Ton-miles	Average miles per shipment	Value	Tons	Ton-miles	Average miles per shipment
STCC 34, FABRICATED METAL PRODUCTS								
Total	3.3	3.5	7.1	4.2	(D)	(D)	(D)	(D)
Single Modes								
Parcel, U.S. Postal Service, or courier	3.9	5.4	6.5	2.6	(D)	(D)	(D)	(D)
Private truck	3.2	1.7	6.2	5.5	(D)	(D)	(D)	(D)
For-hire truck	4.1	10.3	21.2	10.9	(D)	(D)	(D)	(D)
Air	39.0	32.8	41.1	15.2	(D)	(D)	(D)	(D)
Rail	44.2	26.1	43.3	34.5	(D)	(D)	(D)	(D)
Inland water	-	-	-	-	-	-	-	-
Great Lakes	-	-	-	-	-	-	-	-
Deep sea water	-	-	-	-	(D)	(D)	(D)	(D)
Pipeline	-	-	-	-	-	-	-	-
Multiple Modes								
Private truck and for-hire truck	29.8	22.8	39.7	32.9	(D)	(D)	(D)	(D)
Truck and air	17.3	8.5	8.6	3.7	(D)	(D)	(D)	(D)
Truck and rail	91.3	91.3	81.4	(S)	(D)	(D)	(D)	(D)
Truck and water	38.4	29.6	40.3	(S)	(D)	(D)	(D)	(D)
Truck and pipeline	-	-	-	-	-	-	-	-
Rail and water	-	-	-	-	-	-	-	-
Inland water and Great Lakes	-	-	-	-	-	-	-	-
Inland water and deep sea	-	-	-	-	-	-	-	-
Other Modes								
Other and unknown modes	24.4	6.8	15.8	15.8	(D)	(D)	(D)	(D)
STCC 35, MACHINERY, EXCLUDING ELECTRICAL								
Total	3.2	4.6	8.6	5.5	6.7	4.4	10.4	5.6
Single Modes								
Parcel, U.S. Postal Service, or courier	5.7	6.9	12.3	6.4	9.5	4.6	9.8	6.3
Private truck	5.0	6.4	18.3	12.9	5.1	3.8	4.4	5.2
For-hire truck	9.5	7.3	6.4	6.4	13.1	9.7	16.6	5.3
Air	44.5	33.2	37.3	13.1	28.8	15.4	16.5	10.5
Rail	(S)	(S)	81.9	(S)	(S)	(S)	(S)	(S)
Inland water	-	-	-	-	-	-	-	-
Great Lakes	-	-	-	-	-	-	-	-
Deep sea water	-	-	-	-	-	-	-	-
Pipeline	-	-	-	-	-	-	-	-
Multiple Modes								
Private truck and for-hire truck	(S)	46.1	36.9	(S)	(S)	(S)	49.8	30.8
Truck and air	9.8	11.5	11.8	2.1	8.0	13.7	14.2	2.7
Truck and rail	-	-	-	-	(S)	(S)	49.8	23.9
Truck and water	(S)	64.4	57.4	(S)	33.1	41.4	35.8	(S)
Truck and pipeline	-	-	-	-	-	-	-	-
Rail and water	-	-	-	-	-	-	-	-
Inland water and Great Lakes	-	-	-	-	-	-	-	-
Inland water and deep sea	-	-	-	-	-	-	-	-
Other Modes								
Other and unknown modes	31.7	15.6	22.6	25.3	8.5	12.9	13.7	8.8
STCC 36, ELECTRICAL MACHINERY, EQUIPMENT, OR SUPPLIES								
Total	8.3	4.6	7.7	6.5	6.6	3.1	3.3	4.7
Single Modes								
Parcel, U.S. Postal Service, or courier	9.0	7.3	11.9	5.6	9.2	7.1	5.3	3.4
Private truck	14.6	11.4	11.2	9.0	16.5	9.2	6.5	11.4
For-hire truck	6.0	6.5	7.6	4.2	6.3	2.6	4.3	3.0
Air	(S)	29.0	32.6	12.7	32.4	21.6	24.6	12.4
Rail	(S)	92.3	88.9	(S)	47.6	49.3	57.9	(S)
Inland water	-	-	-	-	-	-	-	-
Great Lakes	-	-	-	-	-	-	-	-
Deep sea water	-	-	-	-	-	-	-	-
Pipeline	-	-	-	-	-	-	-	-
Multiple Modes								
Private truck and for-hire truck	(S)	54.4	81.3	(S)	(S)	(S)	(S)	(S)
Truck and air	24.0	14.7	18.5	5.0	12.9	24.5	14.7	8.3
Truck and rail	58.9	54.2	70.7	(S)	(S)	92.2	90.6	(S)
Truck and water	50.0	53.1	49.0	(S)	22.0	43.1	(S)	(S)
Truck and pipeline	-	-	-	-	-	-	-	-
Rail and water	-	-	-	-	-	-	-	-
Inland water and Great Lakes	-	-	-	-	-	-	-	-
Inland water and deep sea	-	-	-	-	-	-	-	-
Other Modes								
Other and unknown modes	15.7	29.1	40.5	14.7	13.4	10.9	29.0	17.4

Table B-10. **Estimated Coefficients of Variation for Shipment Characteristics by Commodity and Mode of Transportation by Shipment Size for the United States: 1993—Con.**

STCC code, description, and mode of transportation	50 to 99 lb				100 to 499 lb			
	Value	Tons	Ton-miles	Average miles per shipment	Value	Tons	Ton-miles	Average miles per shipment
STCC 37, TRANSPORTATION EQUIPMENT								
Total	13.3	4.7	6.7	6.1	11.3	4.7	7.5	4.2
Single Modes								
Parcel, U.S. Postal Service, or courier	20.2	10.5	9.3	5.0	31.5	33.3	24.7	13.7
Private truck	41.8	9.3	8.8	6.2	8.9	5.5	6.0	5.1
For-hire truck	11.8	6.7	13.7	12.3	11.4	4.2	6.8	4.2
Air	24.9	39.6	(S)	(S)	(S)	(S)	(S)	(S)
Rail	(S)	32.5	41.1	27.7	(S)	(S)	(S)	(S)
Inland water	—	—	—	—	—	—	—	—
Great Lakes	—	—	—	—	—	—	—	—
Deep sea water	—	—	—	—	—	—	—	—
Pipeline	—	—	—	—	—	—	—	—
Multiple Modes								
Private truck and for-hire truck	(S)	(S)	94.7	(S)	(S)	(S)	(S)	(S)
Truck and air	17.1	14.3	16.2	7.7	37.7	23.2	32.8	5.7
Truck and rail	100.0	100.0	100.0	(S)	(S)	39.5	56.3	(S)
Truck and water	57.2	47.1	64.0	(S)	24.6	31.1	42.1	22.5
Truck and pipeline	—	—	—	—	—	—	—	—
Rail and water	—	—	—	—	—	—	—	—
Inland water and Great Lakes	—	—	—	—	—	—	—	—
Inland water and deep sea	—	—	—	—	—	—	—	—
Other Modes								
Other and unknown modes	(S)	32.1	37.3	46.8	33.7	23.8	15.6	37.4
STCC 38, INSTRUMENTS, PHOTOGRAPHIC GOODS, OPTICAL GOODS, WATCHES, OR CLOCKS								
Total	5.5	16.5	8.7	7.6	10.0	10.4	9.5	4.9
Single Modes								
Parcel, U.S. Postal Service, or courier	6.2	18.4	9.0	8.3	17.3	12.7	12.7	3.2
Private truck	13.0	21.8	23.7	15.1	22.4	6.0	9.8	12.0
For-hire truck	17.7	27.2	21.5	6.1	13.7	18.9	16.0	11.7
Air	37.2	47.4	48.1	17.3	42.5	42.7	(S)	(S)
Rail	(S)	97.1	98.0	(S)	(S)	(S)	(S)	(S)
Inland water	—	—	—	—	—	—	—	—
Great Lakes	—	—	—	—	—	—	—	—
Deep sea water	—	—	—	—	—	—	—	—
Pipeline	—	—	—	—	—	—	—	—
Multiple Modes								
Private truck and for-hire truck	95.1	66.9	66.7	(S)	(S)	75.5	77.9	(S)
Truck and air	14.3	12.5	10.1	3.8	15.7	16.1	12.8	4.8
Truck and rail	100.0	100.0	100.0	(S)	(S)	66.7	66.8	(S)
Truck and water	(S)	93.7	91.5	(S)	(S)	71.8	(S)	(S)
Truck and pipeline	—	—	—	—	—	—	—	—
Rail and water	—	—	—	—	—	—	—	—
Inland water and Great Lakes	—	—	—	—	—	—	—	—
Inland water and deep sea	—	—	—	—	—	—	—	—
Other Modes								
Other and unknown modes	13.1	9.8	11.1	12.8	12.0	9.6	13.7	10.0
STCC 39, MISCELLANEOUS PRODUCTS OF MANUFACTURING								
Total	4.4	5.1	8.3	6.0	6.2	4.1	4.3	2.5
Single Modes								
Parcel, U.S. Postal Service, or courier	5.1	6.3	10.2	6.9	9.5	7.7	9.6	4.3
Private truck	6.6	8.3	13.3	8.9	8.5	8.6	26.5	17.4
For-hire truck	14.0	4.4	10.0	7.7	8.0	3.9	7.1	3.7
Air	(S)	41.2	57.1	(S)	(S)	40.9	44.3	20.9
Rail	(S)	72.3	63.2	(S)	40.3	42.0	47.6	27.1
Inland water	—	—	—	—	—	—	—	—
Great Lakes	—	—	—	—	—	—	—	—
Deep sea water	—	—	—	—	—	—	—	—
Pipeline	—	—	—	—	—	—	—	—
Multiple Modes								
Private truck and for-hire truck	(D)	(D)	(D)	(D)	(S)	(S)	39.2	(S)
Truck and air	21.0	18.0	28.3	11.0	(S)	20.8	24.4	6.9
Truck and rail	(D)	—	—	—	(S)	100.0	100.0	(S)
Truck and water	(D)	(D)	(D)	(D)	(S)	(S)	(S)	(S)
Truck and pipeline	—	—	—	—	—	—	—	—
Rail and water	—	—	—	—	—	—	—	—
Inland water and Great Lakes	—	—	—	—	—	—	—	—
Inland water and deep sea	—	—	—	—	—	—	—	—

Table B-10. **Estimated Coefficients of Variation for Shipment Characteristics by Commodity and Mode of Transportation by Shipment Size for the United States: 1993—Con.**

STCC code, description, and mode of transportation	50 to 99 lb				100 to 499 lb			
	Value	Tons	Ton-miles	Average miles per shipment	Value	Tons	Ton-miles	Average miles per shipment
STCC 39, MISCELLANEOUS PRODUCTS OF MANUFACTURING—Con.								
Other Modes								
Other and unknown modes	17.6	11.7	21.4	13.9	13.4	10.7	16.6	10.7
STCC 40, WASTE OR SCRAP MATERIALS								
Total	(S)	30.4	31.4	(S)	(S)	45.0	25.6	(S)
Single Modes								
Parcel, U.S. Postal Service, or courier	(S)	46.0	36.6	(S)	(S)	31.8	36.0	41.3
Private truck	(S)	32.0	56.9	(S)	(S)	(S)	36.5	(S)
For-hire truck	(S)	89.6	64.9	(S)	(S)	45.4	35.7	37.3
Air	-	-	-	-	-	-	-	-
Rail	-	-	-	-	100.0	100.0	100.0	(S)
Inland water	-	-	-	-	-	-	-	-
Great Lakes	-	-	-	-	-	-	-	-
Deep sea water	-	-	-	-	-	-	-	-
Pipeline	-	-	-	-	-	-	-	-
Multiple Modes								
Private truck and for-hire truck	-	-	-	-	-	-	-	-
Truck and air	-	-	-	-	-	-	-	-
Truck and rail	-	-	-	-	-	-	-	-
Truck and water	-	-	-	-	-	-	-	-
Truck and pipeline	-	-	-	-	-	-	-	-
Rail and water	-	-	-	-	-	-	-	-
Inland water and Great Lakes	-	-	-	-	-	-	-	-
Inland water and deep sea	-	-	-	-	-	-	-	-
Other Modes								
Other and unknown modes	66.8	95.8	97.4	(S)	(S)	(S)	97.0	(S)
STCC 41, MISCELLANEOUS FREIGHT SHIPMENT								
Total	13.1	12.7	23.1	14.1	10.0	15.1	16.3	22.4
Single Modes								
Parcel, U.S. Postal Service, or courier	23.0	23.5	32.4	8.0	22.8	22.1	24.9	10.8
Private truck	15.8	23.9	39.0	13.5	15.9	23.8	22.5	15.3
For-hire truck	38.9	20.7	25.9	18.0	11.7	17.3	32.1	14.7
Air	(D)	(D)	(D)	(D)	(S)	68.3	68.3	(S)
Rail	-	-	-	-	81.6	66.7	73.4	(S)
Inland water	-	-	-	-	-	-	-	-
Great Lakes	-	-	-	-	-	-	-	-
Deep sea water	-	-	-	-	-	-	-	-
Pipeline	-	-	-	-	-	-	-	-
Multiple Modes								
Private truck and for-hire truck	(D)	(D)	(D)	(D)	45.2	54.3	55.1	(S)
Truck and air	(D)	(D)	(D)	(D)	44.4	29.9	32.8	7.5
Truck and rail	-	-	-	-	86.7	67.2	83.5	(S)
Truck and water	(D)	(D)	(D)	(D)	-	-	-	-
Truck and pipeline	-	-	-	-	-	-	-	-
Rail and water	-	-	-	-	-	-	-	-
Inland water and Great Lakes	-	-	-	-	-	-	-	-
Inland water and deep sea	-	-	-	-	-	-	-	-
Other Modes								
Other and unknown modes	48.9	(S)	49.3	(S)	37.9	(S)	43.3	(S)
STCC 42, CONTAINERS, CARRIERS OR DEVICES, SHIPPING, RETURNED EMPTY								
Total	(D)	(D)	(D)	(D)	43.6	38.6	33.1	32.4
Single Modes								
Parcel, U.S. Postal Service, or courier	(D)	(D)	(D)	(D)	45.5	51.0	73.0	(S)
Private truck	(D)	(D)	(D)	(D)	(S)	(S)	45.2	32.0
For-hire truck	(D)	(D)	(D)	(D)	41.2	37.2	38.3	18.5
Air	-	-	-	-	100.0	100.0	100.0	(S)
Rail	-	-	-	-	-	-	-	-
Inland water	-	-	-	-	-	-	-	-
Great Lakes	-	-	-	-	-	-	-	-
Deep sea water	-	-	-	-	-	-	-	-
Pipeline	-	-	-	-	-	-	-	-

Table B-10. **Estimated Coefficients of Variation for Shipment Characteristics by Commodity and Mode of Transportation by Shipment Size for the United States: 1993—Con.**

STCC code, description, and mode of transportation	50 to 99 lb				100 to 499 lb			
	Value	Tons	Ton-miles	Average miles per shipment	Value	Tons	Ton-miles	Average miles per shipment
STCC 42, CONTAINERS, CARRIERS OR DEVICES, SHIPPING, RETURNED EMPTY—Con.								
Multiple Modes								
Private truck and for-hire truck	—	—	—	—	—	—	—	—
Truck and air	(D)	(D)	(D)	(D)	(S)	67.8	73.2	(S)
Truck and rail	—	—	—	—	—	—	—	—
Truck and water	—	—	—	—	—	—	—	—
Truck and pipeline	—	—	—	—	—	—	—	—
Rail and water	—	—	—	—	—	—	—	—
Inland water and Great Lakes	—	—	—	—	—	—	—	—
Inland water and deep sea	—	—	—	—	—	—	—	—
Other Modes								
Other and unknown modes	(D)	(D)	(D)	(D)	85.6	68.3	86.5	(S)
STCC 48, WASTE HAZARDOUS MATERIALS OR WASTE HAZARDOUS SUBSTANCES								
Total	(S)	(S)	50.2	(S)	(S)	22.9	47.1	42.9
Single Modes								
Parcel, U.S. Postal Service, or courier	(S)	(S)	65.0	(S)	67.3	67.7	74.1	(S)
Private truck	(D)	(D)	(D)	(D)	43.8	28.4	33.8	40.0
For-hire truck	(D)	(D)	(D)	(D)	(S)	(S)	(S)	(S)
Air	—	—	—	—	—	—	—	—
Rail	—	—	—	—	—	—	—	—
Inland water	—	—	—	—	—	—	—	—
Great Lakes	—	—	—	—	—	—	—	—
Deep sea water	—	—	—	—	—	—	—	—
Pipeline	—	—	—	—	—	—	—	—
Multiple Modes								
Private truck and for-hire truck	—	—	—	—	—	—	—	—
Truck and air	(D)	(D)	(D)	(D)	—	—	—	—
Truck and rail	—	—	—	—	—	—	—	—
Truck and water	—	—	—	—	—	—	—	—
Truck and pipeline	—	—	—	—	—	—	—	—
Rail and water	—	—	—	—	—	—	—	—
Inland water and Great Lakes	—	—	—	—	—	—	—	—
Inland water and deep sea	—	—	—	—	—	—	—	—
Other Modes								
Other and unknown modes	—	—	—	—	—	—	—	—
COMMODITY UNKNOWN								
Total	10.8	12.7	15.8	13.4	27.0	6.0	12.5	10.5
Single Modes								
Parcel, U.S. Postal Service, or courier	15.8	26.7	25.2	18.4	21.0	13.7	29.0	13.7
Private truck	19.1	10.2	11.4	8.3	42.6	5.9	15.4	16.8
For-hire truck	34.6	39.8	42.9	15.2	17.1	8.9	13.4	9.0
Air	(S)	(S)	(S)	(S)	(S)	(S)	(S)	(S)
Rail	(S)	100.0	100.0	(S)	(S)	100.0	100.0	(S)
Inland water	—	—	—	—	—	—	—	—
Great Lakes	—	—	—	—	—	—	—	—
Deep sea water	—	—	—	—	—	—	—	—
Pipeline	—	—	—	—	—	—	—	—
Multiple Modes								
Private truck and for-hire truck	—	—	—	—	(D)	(D)	(D)	(D)
Truck and air	31.7	31.1	46.3	13.4	(S)	(S)	(S)	(S)
Truck and rail	—	—	—	—	90.6	93.5	92.8	(S)
Truck and water	—	—	—	—	(D)	(D)	(D)	(D)
Truck and pipeline	—	—	—	—	—	—	—	—
Rail and water	—	—	—	—	—	—	—	—
Inland water and Great Lakes	—	—	—	—	—	—	—	—
Inland water and deep sea	—	—	—	—	—	—	—	—
Other Modes								
Other and unknown modes	(S)	17.7	34.8	33.4	(S)	31.4	44.6	35.3

Table B-10. **Estimated Coefficients of Variation for Shipment Characteristics by Commodity and Mode of Transportation by Shipment Size for the United States: 1993—Con.**

STCC code, description, and mode of transportation	500 to 749 lb				750 to 999 lb			
	Value	Tons	Ton-miles	Average miles per shipment	Value	Tons	Ton-miles	Average miles per shipment
ALL COMMODITIES								
Total	3.1	1.3	3.4	1.6	4.0	1.4	2.1	2.9
Single Modes								
Parcel, U.S. Postal Service, or courier	4.7	17.7	33.8	6.0	36.3	4.4	13.4	4.9
Private truck	2.8	1.8	1.8	1.5	3.2	1.7	1.1	1.5
For-hire truck	5.2	2.6	3.0	1.3	7.6	2.7	3.1	3.0
Air	18.2	24.9	29.6	9.1	37.3	33.6	48.3	12.8
Rail	47.4	47.7	(S)	(S)	(S)	33.6	41.5	14.8
Inland water	—	—	—	—	—	—	—	—
Great Lakes	—	—	—	—	—	—	—	—
Deep sea water	(D)	(D)	(D)	(D)	66.7	79.1	75.4	(S)
Pipeline	(D)	(D)	(D)	(D)	(S)	(S)	70.2	(S)
Multiple Modes								
Private truck and for-hire truck	13.2	22.1	34.2	19.6	21.4	34.0	21.9	21.1
Truck and air	12.0	8.2	10.3	5.3	16.1	13.2	10.7	6.5
Truck and rail	23.6	38.0	24.3	36.4	38.4	49.6	35.4	36.1
Truck and water	33.0	30.5	41.5	12.0	(S)	22.4	19.9	13.3
Truck and pipeline	—	—	—	—	—	—	—	—
Rail and water	—	—	—	—	—	—	—	—
Inland water and Great Lakes	—	—	—	—	—	—	—	—
Inland water and deep sea	—	—	—	—	—	—	—	—
Other Modes								
Other and unknown modes	16.7	11.5	26.7	10.5	40.3	18.3	12.2	21.9
STCC 01, FARM PRODUCTS								
Total	9.6	9.9	12.3	11.3	9.5	7.7	10.4	7.4
Single Modes								
Parcel, U.S. Postal Service, or courier	29.6	24.9	30.4	22.8	(S)	(S)	(S)	(S)
Private truck	9.5	9.4	10.0	7.8	10.9	8.0	9.8	5.1
For-hire truck	20.5	16.3	21.1	12.1	12.0	15.3	12.9	11.8
Air	(D)	(D)	(D)	(D)	—	—	—	—
Rail	(S)	(S)	(S)	(S)	(D)	(D)	(D)	(D)
Inland water	—	—	—	—	—	—	—	—
Great Lakes	—	—	—	—	—	—	—	—
Deep sea water	—	—	—	—	—	—	—	—
Pipeline	—	—	—	—	—	—	—	—
Multiple Modes								
Private truck and for-hire truck	(S)	(S)	83.7	(S)	(D)	(D)	(D)	(D)
Truck and air	(D)	(D)	(D)	(D)	(S)	(S)	(S)	(S)
Truck and rail	(D)	(D)	(D)	(D)	—	—	—	—
Truck and water	(D)	(D)	(D)	(D)	(S)	(S)	(S)	(S)
Truck and pipeline	—	—	—	—	—	—	—	—
Rail and water	—	—	—	—	—	—	—	—
Inland water and Great Lakes	—	—	—	—	—	—	—	—
Inland water and deep sea	—	—	—	—	—	—	—	—
Other Modes								
Other and unknown modes	(S)	(S)	48.2	24.6	42.6	(S)	37.9	39.1
STCC 08, FOREST PRODUCTS								
Total	25.8	26.0	(S)	(S)	45.2	40.8	(S)	(S)
Single Modes								
Parcel, U.S. Postal Service, or courier	(D)	(D)	(D)	(D)	92.4	71.8	67.5	(S)
Private truck	(D)	(D)	(D)	(D)	(S)	37.9	(S)	(S)
For-hire truck	40.4	48.6	(S)	(S)	48.1	(S)	(S)	(S)
Air	—	—	—	—	—	—	—	—
Rail	—	—	—	—	—	—	—	—
Inland water	—	—	—	—	—	—	—	—
Great Lakes	—	—	—	—	—	—	—	—
Deep sea water	—	—	—	—	—	—	—	—
Pipeline	—	—	—	—	—	—	—	—
Multiple Modes								
Private truck and for-hire truck	—	—	—	—	—	—	—	—
Truck and air	—	—	—	—	—	—	—	—
Truck and rail	—	—	—	—	—	—	—	—
Truck and water	—	—	—	—	—	—	—	—
Truck and pipeline	—	—	—	—	—	—	—	—
Rail and water	—	—	—	—	—	—	—	—
Inland water and Great Lakes	—	—	—	—	—	—	—	—
Inland water and deep sea	—	—	—	—	—	—	—	—
Other Modes								
Other and unknown modes	(D)	(D)	(D)	(D)	100.0	100.0	100.0	(S)

Table B-10. **Estimated Coefficients of Variation for Shipment Characteristics by Commodity and Mode of Transportation by Shipment Size for the United States: 1993—Con.**

STCC code, description, and mode of transportation	500 to 749 lb				750 to 999 lb			
	Value	Tons	Ton-miles	Average miles per shipment	Value	Tons	Ton-miles	Average miles per shipment
STCC 09, FRESH FISH OR OTHER MARINE PRODUCTS								
Total	18.1	21.6	23.0	11.5	16.3	22.6	21.8	14.3
Single Modes								
Parcel, U.S. Postal Service, or courier	(D)	(D)	(D)	(D)	(D)	(D)	(D)	(D)
Private truck	23.1	27.1	28.2	14.9	18.9	26.9	28.3	32.3
For-hire truck	32.2	(S)	47.7	22.6	31.0	43.7	38.5	20.1
Air	(D)	(D)	(D)	(D)	(D)	(D)	(D)	(D)
Rail	—	—	—	—	—	—	—	—
Inland water	—	—	—	—	—	—	—	—
Great Lakes	—	—	—	—	—	—	—	—
Deep sea water	—	—	—	—	—	—	—	—
Pipeline	—	—	—	—	—	—	—	—
Multiple Modes								
Private truck and for-hire truck	(D)	(D)	(D)	(D)	(D)	(D)	(D)	(D)
Truck and air	39.3	38.7	42.3	9.1	39.7	33.2	31.6	13.9
Truck and rail	—	—	—	—	—	—	—	—
Truck and water	(D)	(D)	(D)	(D)	(D)	(D)	(D)	(D)
Truck and pipeline	—	—	—	—	—	—	—	—
Rail and water	—	—	—	—	—	—	—	—
Inland water and Great Lakes	—	—	—	—	—	—	—	—
Inland water and deep sea	—	—	—	—	—	—	—	—
Other Modes								
Other and unknown modes	45.4	(S)	(S)	(S)	(S)	(S)	(S)	(S)
STCC 10, METALLIC ORES								
Total	44.5	29.9	38.2	24.7	33.9	37.1	34.3	24.0
Single Modes								
Parcel, U.S. Postal Service, or courier	(S)	54.3	60.3	(S)	(S)	100.0	100.0	(S)
Private truck	(S)	36.5	80.1	(S)	35.2	(S)	65.6	(S)
For-hire truck	46.9	28.9	43.2	17.4	34.4	48.2	38.1	36.3
Air	100.0	100.0	100.0	(S)	—	—	—	—
Rail	—	—	—	—	—	—	—	—
Inland water	—	—	—	—	—	—	—	—
Great Lakes	—	—	—	—	—	—	—	—
Deep sea water	—	—	—	—	—	—	—	—
Pipeline	—	—	—	—	—	—	—	—
Multiple Modes								
Private truck and for-hire truck	—	—	—	—	—	—	—	—
Truck and air	(S)	88.0	81.5	(S)	(S)	82.5	76.7	(S)
Truck and rail	—	—	—	—	—	—	—	—
Truck and water	—	—	—	—	—	—	—	—
Truck and pipeline	—	—	—	—	—	—	—	—
Rail and water	—	—	—	—	—	—	—	—
Inland water and Great Lakes	—	—	—	—	—	—	—	—
Inland water and deep sea	—	—	—	—	—	—	—	—
Other Modes								
Other and unknown modes	—	—	—	—	—	—	—	—
STCC 11, COAL								
Total	(D)	(D)	(D)	(D)	37.4	49.9	46.3	33.9
Single Modes								
Parcel, U.S. Postal Service, or courier	—	—	—	—	—	—	—	—
Private truck	(D)	(D)	(D)	(D)	(D)	(D)	(D)	(D)
For-hire truck	(D)	(D)	(D)	(D)	(D)	(D)	(D)	(D)
Air	—	—	—	—	—	—	—	—
Rail	(D)	(D)	(D)	(D)	58.5	63.2	80.9	(S)
Inland water	—	—	—	—	—	—	—	—
Great Lakes	—	—	—	—	—	—	—	—
Deep sea water	—	—	—	—	—	—	—	—
Pipeline	—	—	—	—	—	—	—	—
Multiple Modes								
Private truck and for-hire truck	—	—	—	—	—	—	—	—
Truck and air	—	—	—	—	—	—	—	—
Truck and rail	—	—	—	—	—	—	—	—
Truck and water	—	—	—	—	—	—	—	—
Truck and pipeline	—	—	—	—	—	—	—	—
Rail and water	—	—	—	—	—	—	—	—
Inland water and Great Lakes	—	—	—	—	—	—	—	—
Inland water and deep sea	—	—	—	—	—	—	—	—
Other Modes								
Other and unknown modes	—	—	—	—	—	—	—	—

Table B-10. **Estimated Coefficients of Variation for Shipment Characteristics by Commodity and Mode of Transportation by Shipment Size for the United States: 1993—Con.**

STCC code, description, and mode of transportation	500 to 749 lb				750 to 999 lb			
	Value	Tons	Ton-miles	Average miles per shipment	Value	Tons	Ton-miles	Average miles per shipment
STCC 13, CRUDE PETROLEUM, NATURAL GAS, OR GASOLINE								
Total	(S)	(S)	(S)	(S)	(S)	(S)	(S)	(S)
Single Modes								
Parcel, U.S. Postal Service, or courier	—	—	—	—	(D)	(D)	(D)	(D)
Private truck	(S)	(S)	22.5	(S)	(S)	(S)	18.2	(S)
For-hire truck	(S)	62.6	61.3	(S)	100.0	100.0	100.0	(S)
Air	—	—	—	—	—	—	—	—
Rail	—	—	—	—	—	—	—	—
Inland water	—	—	—	—	—	—	—	—
Great Lakes	—	—	—	—	—	—	—	—
Deep sea water	—	—	—	—	—	—	—	—
Pipeline	(D)	(D)	(D)	(D)	(D)	(D)	(D)	(D)
Multiple Modes								
Private truck and for-hire truck	(D)	(D)	(D)	(D)	—	—	—	—
Truck and air	—	—	—	—	—	—	—	—
Truck and rail	—	—	—	—	—	—	—	—
Truck and water	—	—	—	—	—	—	—	—
Truck and pipeline	—	—	—	—	—	—	—	—
Rail and water	—	—	—	—	—	—	—	—
Inland water and Great Lakes	—	—	—	—	—	—	—	—
Inland water and deep sea	—	—	—	—	—	—	—	—
Other Modes								
Other and unknown modes	(S)	(S)	66.2	(S)	(D)	(D)	(D)	(D)
STCC 14, NONMETALLIC MINERALS								
Total	12.0	19.4	9.6	16.6	44.5	21.9	15.8	28.3
Single Modes								
Parcel, U.S. Postal Service, or courier	(D)	(D)	(D)	(D)	(D)	(D)	(D)	(D)
Private truck	14.1	21.8	16.8	12.8	(S)	24.0	22.6	22.6
For-hire truck	16.6	24.8	19.3	18.9	22.5	34.9	24.4	36.0
Air	—	—	—	—	—	—	—	—
Rail	—	—	—	—	—	—	—	—
Inland water	—	—	—	—	—	—	—	—
Great Lakes	—	—	—	—	—	—	—	—
Deep sea water	—	—	—	—	(D)	(D)	(D)	(D)
Pipeline	—	—	—	—	—	—	—	—
Multiple Modes								
Private truck and for-hire truck	(D)	(D)	(D)	(D)	(D)	(D)	(D)	(D)
Truck and air	—	—	—	—	(D)	(D)	(D)	(D)
Truck and rail	—	—	—	—	—	—	—	—
Truck and water	—	—	—	—	—	—	—	—
Truck and pipeline	—	—	—	—	—	—	—	—
Rail and water	—	—	—	—	—	—	—	—
Inland water and Great Lakes	—	—	—	—	—	—	—	—
Inland water and deep sea	—	—	—	—	—	—	—	—
Other Modes								
Other and unknown modes	(D)	(D)	(D)	(D)	(D)	(D)	(D)	(D)
STCC 19, ORDNANCE OR ACCESSORIES								
Total	14.8	22.1	17.9	12.9	24.4	13.7	17.0	7.8
Single Modes								
Parcel, U.S. Postal Service, or courier	23.6	(S)	48.0	30.5	42.6	44.5	45.1	30.9
Private truck	35.4	(S)	33.2	(S)	(D)	(D)	(D)	(D)
For-hire truck	22.0	18.3	20.5	8.1	26.4	16.1	19.0	5.7
Air	(D)	(D)	(D)	(D)	—	—	—	—
Rail	100.0	100.0	100.0	(S)	100.0	100.0	100.0	(S)
Inland water	—	—	—	—	—	—	—	—
Great Lakes	—	—	—	—	—	—	—	—
Deep sea water	—	—	—	—	—	—	—	—
Pipeline	—	—	—	—	—	—	—	—
Multiple Modes								
Private truck and for-hire truck	100.0	100.0	100.0	(S)	—	—	—	—
Truck and air	43.0	34.6	29.1	20.4	(D)	(D)	(D)	(D)
Truck and rail	—	—	—	—	—	—	—	—
Truck and water	(D)	(D)	(D)	(D)	—	—	—	—
Truck and pipeline	—	—	—	—	—	—	—	—
Rail and water	—	—	—	—	—	—	—	—
Inland water and Great Lakes	—	—	—	—	—	—	—	—
Inland water and deep sea	—	—	—	—	—	—	—	—
Other Modes								
Other and unknown modes	(D)	(D)	(D)	(D)	(S)	93.1	97.9	(S)

Table B-10. **Estimated Coefficients of Variation for Shipment Characteristics by Commodity and Mode of Transportation by Shipment Size for the United States: 1993—Con.**

STCC code, description, and mode of transportation	500 to 749 lb				750 to 999 lb			
	Value	Tons	Ton-miles	Average miles per shipment	Value	Tons	Ton-miles	Average miles per shipment
STCC 20, FOOD OR KINDRED PRODUCTS								
Total	4.3	1.8	4.2	3.5	5.6	2.8	3.9	3.4
Single Modes								
Parcel, U.S. Postal Service, or courier	29.3	(S)	25.2	(S)	(S)	(S)	45.8	(S)
Private truck	3.4	1.7	3.6	3.2	5.4	2.7	2.6	2.6
For-hire truck	15.1	10.4	13.3	8.8	13.9	10.3	9.9	8.3
Air	(S)	(S)	(S)	(S)	(S)	71.3	(S)	(S)
Rail	(S)	60.2	50.0	(S)	(S)	(S)	(S)	(S)
Inland water	-	-	-	-	-	-	-	-
Great Lakes	-	-	-	-	-	-	-	-
Deep sea water	-	-	-	-	-	-	-	-
Pipeline	-	-	-	-	-	-	-	-
Multiple Modes								
Private truck and for-hire truck	35.1	(S)	(S)	(S)	36.4	(S)	(S)	(S)
Truck and air	29.6	26.6	29.0	13.6	39.0	29.3	26.6	11.8
Truck and rail	(S)	(S)	46.5	(S)	(S)	(S)	49.9	(S)
Truck and water	(S)	49.5	(S)	(S)	(S)	39.1	22.2	(S)
Truck and pipeline	-	-	-	-	-	-	-	-
Rail and water	-	-	-	-	-	-	-	-
Inland water and Great Lakes	-	-	-	-	-	-	-	-
Inland water and deep sea	-	-	-	-	-	-	-	-
Other Modes								
Other and unknown modes	19.1	27.9	25.2	26.3	16.9	29.3	23.5	44.0
STCC 21, TOBACCO PRODUCTS, EXCLUDING INSECTICIDES								
Total	13.7	17.6	18.5	21.4	(S)	(S)	16.8	38.1
Single Modes								
Parcel, U.S. Postal Service, or courier	(S)	61.5	68.3	(S)	46.4	61.8	59.3	(S)
Private truck	19.4	20.3	29.1	13.4	29.5	31.4	24.5	20.9
For-hire truck	25.2	27.0	22.8	40.8	34.5	40.6	25.8	48.1
Air	-	-	-	-	-	-	-	-
Rail	-	-	-	-	-	-	-	-
Inland water	-	-	-	-	-	-	-	-
Great Lakes	-	-	-	-	-	-	-	-
Deep sea water	-	-	-	-	-	-	-	-
Pipeline	-	-	-	-	-	-	-	-
Multiple Modes								
Private truck and for-hire truck	42.5	42.0	42.8	25.9	(S)	66.7	79.7	(S)
Truck and air	(D)	(D)	(D)	(D)	-	-	-	-
Truck and rail	(D)	(D)	(D)	(D)	(D)	(D)	(D)	(D)
Truck and water	-	-	-	-	-	-	-	-
Truck and pipeline	-	-	-	-	-	-	-	-
Rail and water	-	-	-	-	-	-	-	-
Inland water and Great Lakes	-	-	-	-	-	-	-	-
Inland water and deep sea	-	-	-	-	-	-	-	-
Other Modes								
Other and unknown modes	(D)	(D)	(D)	(D)	(D)	(D)	(D)	(D)
STCC 22, TEXTILE MILL PRODUCTS								
Total	6.4	4.4	8.3	5.3	4.0	4.2	6.5	5.4
Single Modes								
Parcel, U.S. Postal Service, or courier	22.4	20.7	32.8	11.9	28.9	36.0	39.1	15.9
Private truck	13.2	9.7	23.3	14.6	10.9	10.5	13.0	10.5
For-hire truck	9.6	6.8	9.0	4.4	6.5	8.0	7.7	3.5
Air	-	-	-	-	-	-	-	-
Rail	(S)	75.4	94.6	(S)	(D)	(D)	(D)	(D)
Inland water	-	-	-	-	-	-	-	-
Great Lakes	-	-	-	-	-	-	-	-
Deep sea water	-	-	-	-	-	-	-	-
Pipeline	-	-	-	-	-	-	-	-
Multiple Modes								
Private truck and for-hire truck	(S)	49.1	(S)	(S)	38.4	39.2	(S)	(S)
Truck and air	(S)	45.0	(S)	(S)	(D)	(D)	(D)	(D)
Truck and rail	-	-	-	-	(S)	100.0	100.0	(S)
Truck and water	(S)	76.2	51.1	(S)	(D)	(D)	(D)	(D)
Truck and pipeline	-	-	-	-	-	-	-	-
Rail and water	-	-	-	-	-	-	-	-
Inland water and Great Lakes	-	-	-	-	-	-	-	-
Inland water and deep sea	-	-	-	-	-	-	-	-
Other Modes								
Other and unknown modes	21.0	21.1	42.2	30.2	18.4	23.7	29.9	33.0

Table B-10. **Estimated Coefficients of Variation for Shipment Characteristics by Commodity and Mode of Transportation by Shipment Size for the United States: 1993—Con.**

STCC code, description, and mode of transportation	500 to 749 lb				750 to 999 lb			
	Value	Tons	Ton-miles	Average miles per shipment	Value	Tons	Ton-miles	Average miles per shipment
STCC 23, APPAREL OR OTHER FINISHED TEXTILE PRODUCTS								
Total	9.3	5.5	8.1	4.6	7.9	6.9	8.8	7.4
Single Modes								
Parcel, U.S. Postal Service, or courier	9.8	14.5	8.3	14.7	16.2	18.5	39.2	18.3
Private truck	18.2	10.4	16.0	19.7	13.9	12.1	13.5	16.5
For-hire truck	9.9	6.6	8.2	3.2	8.1	8.9	7.1	5.3
Air	47.8	50.2	57.6	(S)	(S)	100.0	(S)	(S)
Rail	100.0	100.0	100.0	(S)	—	—	—	—
Inland water	—	—	—	—	—	—	—	—
Great Lakes	—	—	—	—	—	—	—	—
Deep sea water	100.0	100.0	100.0	(S)	—	—	—	—
Pipeline	—	—	—	—	—	—	—	—
Multiple Modes								
Private truck and for-hire truck	35.7	40.5	43.1	24.0	(S)	47.9	(S)	(S)
Truck and air	32.3	24.3	33.9	11.0	(S)	43.6	43.0	22.9
Truck and rail	—	—	—	—	—	—	—	—
Truck and water	52.0	62.6	63.1	(S)	—	—	—	—
Truck and pipeline	—	—	—	—	—	—	—	—
Rail and water	—	—	—	—	—	—	—	—
Inland water and Great Lakes	—	—	—	—	—	—	—	—
Inland water and deep sea	—	—	—	—	—	—	—	—
Other Modes								
Other and unknown modes	(S)	37.5	(S)	(S)	37.5	41.1	22.1	(S)
STCC 24, LUMBER OR WOOD PRODUCTS, EXCLUDING FURNITURE								
Total	3.2	5.3	12.7	12.9	3.7	3.4	7.3	6.6
Single Modes								
Parcel, U.S. Postal Service, or courier	26.7	30.1	19.7	11.3	14.4	17.3	19.3	20.0
Private truck	3.8	6.2	5.5	6.4	4.4	3.3	5.2	4.0
For-hire truck	7.3	9.1	7.2	5.2	2.8	7.2	10.7	8.5
Air	—	—	—	—	—	—	—	—
Rail	(S)	41.3	65.6	(S)	93.0	93.8	67.2	(S)
Inland water	—	—	—	—	—	—	—	—
Great Lakes	—	—	—	—	—	—	—	—
Deep sea water	—	—	—	—	—	—	—	—
Pipeline	—	—	—	—	—	—	—	—
Multiple Modes								
Private truck and for-hire truck	(D)	(D)	(D)	(D)	45.2	47.9	79.9	(S)
Truck and air	(D)	(D)	(D)	(D)	(S)	47.7	53.4	(S)
Truck and rail	(S)	(S)	(S)	(S)	—	—	—	—
Truck and water	(S)	(S)	(S)	(S)	54.0	76.7	74.8	(S)
Truck and pipeline	—	—	—	—	—	—	—	—
Rail and water	—	—	—	—	—	—	—	—
Inland water and Great Lakes	—	—	—	—	—	—	—	—
Inland water and deep sea	—	—	—	—	—	—	—	—
Other Modes								
Other and unknown modes	40.3	29.8	37.8	26.7	32.5	40.7	29.5	35.0
STCC 25, FURNITURE OR FIXTURES								
Total	4.1	5.6	5.0	4.7	5.7	8.5	7.2	4.8
Single Modes								
Parcel, U.S. Postal Service, or courier	25.4	18.2	27.7	12.1	23.7	20.1	23.6	14.9
Private truck	9.5	11.9	9.6	12.6	11.1	13.2	13.3	11.6
For-hire truck	4.5	3.4	6.2	4.2	3.6	5.5	6.3	4.9
Air	—	—	—	—	—	—	—	—
Rail	39.5	41.5	33.2	20.3	(S)	43.2	41.8	20.4
Inland water	—	—	—	—	—	—	—	—
Great Lakes	—	—	—	—	—	—	—	—
Deep sea water	—	—	—	—	—	—	—	—
Pipeline	—	—	—	—	—	—	—	—
Multiple Modes								
Private truck and for-hire truck	45.3	61.1	(S)	(S)	47.6	41.4	50.5	(S)
Truck and air	(D)	(D)	(D)	(D)	47.3	39.1	43.5	14.4
Truck and rail	44.4	56.8	(S)	(S)	41.8	37.2	41.8	26.9
Truck and water	(D)	(D)	(D)	(D)	59.3	62.2	79.6	(S)
Truck and pipeline	—	—	—	—	—	—	—	—
Rail and water	—	—	—	—	—	—	—	—
Inland water and Great Lakes	—	—	—	—	—	—	—	—
Inland water and deep sea	—	—	—	—	—	—	—	—

Table B-10. **Estimated Coefficients of Variation for Shipment Characteristics by Commodity and Mode of Transportation by Shipment Size for the United States: 1993—Con.**

STCC code, description, and mode of transportation	500 to 749 lb				750 to 999 lb			
	Value	Tons	Ton-miles	Average miles per shipment	Value	Tons	Ton-miles	Average miles per shipment
STCC 25, FURNITURE OR FIXTURES—Con.								
Other Modes								
Other and unknown modes	42.5	33.4	25.9	24.6	28.9	23.3	25.9	27.3
STCC 26, PULP, PAPER, OR ALLIED PRODUCTS								
Total	3.7	3.4	4.4	3.9	6.5	5.3	3.5	4.0
Single Modes								
Parcel, U.S. Postal Service, or courier	(D)	(D)	(D)	(D)	17.6	19.8	36.6	18.1
Private truck	4.6	4.1	4.9	3.3	7.1	6.1	4.8	5.7
For-hire truck	6.2	5.3	4.7	4.1	9.1	10.5	3.1	7.2
Air	(S)	75.3	93.8	(S)	—	—	—	—
Rail	(S)	48.3	55.3	(S)	(S)	61.5	61.3	(S)
Inland water	—	—	—	—	—	—	—	—
Great Lakes	—	—	—	—	—	—	—	—
Deep sea water	(D)	(D)	(D)	(D)	—	—	—	—
Pipeline	—	—	—	—	—	—	—	—
Multiple Modes								
Private truck and for-hire truck	35.9	46.8	40.4	(S)	(S)	44.4	48.0	26.1
Truck and air	49.2	28.8	26.2	23.9	47.6	(S)	38.8	(S)
Truck and rail	(D)	(D)	(D)	(D)	66.7	66.7	79.1	(S)
Truck and water	45.6	41.7	42.9	37.3	(S)	57.7	(S)	(S)
Truck and pipeline	—	—	—	—	—	—	—	—
Rail and water	—	—	—	—	—	—	—	—
Inland water and Great Lakes	—	—	—	—	—	—	—	—
Inland water and deep sea	—	—	—	—	—	—	—	—
Other Modes								
Other and unknown modes	18.0	11.5	19.2	22.8	15.4	14.9	34.0	38.4
STCC 27, PRINTED MATTER								
Total	(S)	(S)	(S)	(S)	(S)	(S)	(S)	(S)
Single Modes								
Parcel, U.S. Postal Service, or courier	(S)	(S)	(S)	(S)	(D)	(D)	(D)	(D)
Private truck	(S)	(S)	(S)	(S)	(S)	(S)	(S)	(S)
For-hire truck	(S)	(S)	(S)	(S)	(S)	(S)	(S)	(S)
Air	(S)	93.7	(S)	(S)	(D)	(D)	(D)	(D)
Rail	67.2	70.2	67.1	(S)	(D)	(D)	(D)	(D)
Inland water	—	—	—	—	—	—	—	—
Great Lakes	—	—	—	—	—	—	—	—
Deep sea water	—	—	—	—	—	—	—	—
Pipeline	—	—	—	—	—	—	—	—
Multiple Modes								
Private truck and for-hire truck	(S)	(S)	(S)	(S)	(S)	(S)	(S)	(S)
Truck and air	(S)	(S)	(S)	(S)	(D)	(D)	(D)	(D)
Truck and rail	100.0	100.0	100.0	(S)	—	—	—	—
Truck and water	(S)	(S)	55.9	(S)	(D)	(D)	(D)	(D)
Truck and pipeline	—	—	—	—	—	—	—	—
Rail and water	—	—	—	—	—	—	—	—
Inland water and Great Lakes	—	—	—	—	—	—	—	—
Inland water and deep sea	—	—	—	—	—	—	—	—
Other Modes								
Other and unknown modes	(S)	(S)	(S)	(S)	(S)	(S)	(S)	(S)
STCC 28, CHEMICALS OR ALLIED PRODUCTS								
Total	8.8	2.8	4.3	4.5	9.5	3.6	5.4	4.7
Single Modes								
Parcel, U.S. Postal Service, or courier	14.5	15.6	13.2	12.4	23.1	18.9	27.5	19.5
Private truck	14.2	4.2	5.9	5.3	7.5	5.3	2.7	3.6
For-hire truck	12.4	3.5	5.5	4.1	14.7	3.6	6.2	4.8
Air	(S)	(S)	(S)	(S)	100.0	100.0	100.0	(S)
Rail	(S)	40.3	(S)	(S)	44.6	(S)	(S)	(S)
Inland water	—	—	—	—	—	—	—	—
Great Lakes	—	—	—	—	—	—	—	—
Deep sea water	—	—	—	—	—	—	—	—
Pipeline	(S)	53.1	83.3	(S)	(D)	(D)	(D)	(D)

Table B-10. **Estimated Coefficients of Variation for Shipment Characteristics by Commodity and Mode of Transportation by Shipment Size for the United States: 1993—Con.**

STCC code, description, and mode of transportation	500 to 749 lb				750 to 999 lb			
	Value	Tons	Ton-miles	Average miles per shipment	Value	Tons	Ton-miles	Average miles per shipment
STCC 28, CHEMICALS OR ALLIED PRODUCTS— Con.								
Multiple Modes								
Private truck and for-hire truck	(S)	38.8	36.3	12.0	(S)	38.5	43.2	19.6
Truck and air	33.5	(S)	(S)	(S)	(S)	(S)	(S)	(S)
Truck and rail	(S)	(S)	(S)	(S)	(D)	(D)	(D)	(D)
Truck and water	(S)	49.0	(S)	(S)	(S)	(S)	(S)	(S)
Truck and pipeline	—	—	—	—	—	—	—	—
Rail and water	—	—	—	—	—	—	—	—
Inland water and Great Lakes	—	—	—	—	—	—	—	—
Inland water and deep sea	—	—	—	—	—	—	—	—
Other Modes								
Other and unknown modes	21.5	15.8	23.8	21.2	13.6	12.6	27.5	24.1
STCC 29, PETROLEUM OR COAL PRODUCTS								
Total	6.0	6.8	9.5	8.9	5.5	7.4	12.0	12.7
Single Modes								
Parcel, U.S. Postal Service, or courier	(S)	38.3	38.9	(S)	29.1	33.5	(S)	(S)
Private truck	7.7	8.2	10.3	7.0	6.3	6.6	7.0	3.3
For-hire truck	17.9	32.7	25.1	20.4	17.1	39.6	31.5	31.6
Air	—	—	—	—	—	—	—	—
Rail	—	—	—	—	—	—	—	—
Inland water	—	—	—	—	—	—	—	—
Great Lakes	—	—	—	—	—	—	—	—
Deep sea water	—	—	—	—	—	—	—	—
Pipeline	(D)	(D)	(D)	(D)	—	—	—	—
Multiple Modes								
Private truck and for-hire truck	(S)	(S)	49.0	25.6	(S)	(S)	40.3	(S)
Truck and air	(D)	(D)	(D)	(D)	(S)	69.2	(S)	(S)
Truck and rail	—	—	—	—	100.0	100.0	100.0	(S)
Truck and water	—	—	—	—	—	—	—	—
Truck and pipeline	—	—	—	—	—	—	—	—
Rail and water	—	—	—	—	—	—	—	—
Inland water and Great Lakes	—	—	—	—	—	—	—	—
Inland water and deep sea	—	—	—	—	—	—	—	—
Other Modes								
Other and unknown modes	28.3	26.0	37.6	24.1	26.6	28.9	35.2	(S)
STCC 30, RUBBER OR MISCELLANEOUS PLASTICS PRODUCTS								
Total	3.5	2.9	5.4	5.0	5.3	3.8	5.1	3.2
Single Modes								
Parcel, U.S. Postal Service, or courier	10.8	9.7	13.0	10.2	(D)	(D)	(D)	(D)
Private truck	3.9	2.8	9.9	10.4	7.0	3.8	11.7	8.9
For-hire truck	5.6	5.9	5.0	5.8	7.8	6.7	4.7	3.5
Air	(D)	(D)	(D)	(D)	(D)	(D)	(D)	(D)
Rail	(S)	(S)	(S)	(S)	(S)	51.9	60.0	(S)
Inland water	—	—	—	—	—	—	—	—
Great Lakes	—	—	—	—	—	—	—	—
Deep sea water	(D)	(D)	(D)	(D)	(D)	(D)	(D)	(D)
Pipeline	—	—	—	—	—	—	—	—
Multiple Modes								
Private truck and for-hire truck	(S)	40.7	48.4	44.2	(D)	(D)	(D)	(D)
Truck and air	(S)	18.3	19.1	5.1	(D)	(D)	(D)	(D)
Truck and rail	(S)	(S)	(S)	(S)	(D)	(D)	(D)	(D)
Truck and water	(S)	(S)	(S)	(S)	(S)	(S)	(S)	(S)
Truck and pipeline	—	—	—	—	—	—	—	—
Rail and water	—	—	—	—	—	—	—	—
Inland water and Great Lakes	—	—	—	—	—	—	—	—
Inland water and deep sea	—	—	—	—	—	—	—	—
Other Modes								
Other and unknown modes	17.8	27.0	23.9	44.6	19.3	20.7	40.8	29.8

Table B-10. **Estimated Coefficients of Variation for Shipment Characteristics by Commodity and Mode of Transportation by Shipment Size for the United States: 1993—Con.**

STCC code, description, and mode of transportation	500 to 749 lb				750 to 999 lb			
	Value	Tons	Ton-miles	Average miles per shipment	Value	Tons	Ton-miles	Average miles per shipment
STCC 31, LEATHER OR LEATHER PRODUCTS								
Total	9.8	11.6	14.0	6.0	15.8	11.2	11.9	6.9
Single Modes								
Parcel, U.S. Postal Service, or courier	32.8	38.4	(S)	(S)	46.9	36.3	40.8	14.7
Private truck	23.9	16.6	26.8	15.8	26.5	19.0	25.0	19.6
For-hire truck	10.8	11.7	14.6	6.7	15.9	12.1	11.2	8.0
Air	-	-	-	-	-	-	-	-
Rail	-	-	-	-	-	-	-	-
Inland water	-	-	-	-	-	-	-	-
Great Lakes	-	-	-	-	-	-	-	-
Deep sea water	-	-	-	-	-	-	-	-
Pipeline	-	-	-	-	-	-	-	-
Multiple Modes								
Private truck and for-hire truck	-	-	-	-	(S)	100.0	100.0	(S)
Truck and air	49.2	(S)	(S)	(S)	(S)	74.9	(S)	(S)
Truck and rail	-	-	-	-	-	-	-	-
Truck and water	100.0	100.0	100.0	(S)	100.0	100.0	100.0	(S)
Truck and pipeline	-	-	-	-	-	-	-	-
Rail and water	-	-	-	-	-	-	-	-
Inland water and Great Lakes	-	-	-	-	-	-	-	-
Inland water and deep sea	-	-	-	-	-	-	-	-
Other Modes								
Other and unknown modes	(S)	(S)	(S)	(S)	(S)	(S)	(S)	(S)
STCC 32, CLAY, CONCRETE, GLASS, OR STONE PRODUCTS								
Total	5.0	5.1	8.1	5.4	7.9	7.3	10.0	5.5
Single Modes								
Parcel, U.S. Postal Service, or courier	24.1	17.8	25.3	20.2	32.8	20.0	26.4	16.7
Private truck	(D)	(D)	(D)	(D)	(D)	(D)	(D)	(D)
For-hire truck	7.8	9.5	9.6	4.1	9.1	8.5	15.2	6.9
Air	(D)	(D)	(D)	(D)	(D)	(D)	(D)	(D)
Rail	(S)	32.5	(S)	(S)	(S)	(S)	53.0	(S)
Inland water	-	-	-	-	-	-	-	-
Great Lakes	-	-	-	-	-	-	-	-
Deep sea water	-	-	-	-	-	-	-	-
Pipeline	-	-	-	-	-	-	-	-
Multiple Modes								
Private truck and for-hire truck	(D)	(D)	(D)	(D)	(S)	52.5	(S)	(S)
Truck and air	(D)	(D)	(D)	(D)	(D)	(D)	(D)	(D)
Truck and rail	(D)	(D)	(D)	(D)	(D)	(D)	(D)	(D)
Truck and water	(S)	70.6	69.4	(S)	(D)	(D)	(D)	(D)
Truck and pipeline	-	-	-	-	-	-	-	-
Rail and water	-	-	-	-	-	-	-	-
Inland water and Great Lakes	-	-	-	-	-	-	-	-
Inland water and deep sea	-	-	-	-	-	-	-	-
Other Modes								
Other and unknown modes	19.5	24.3	33.5	37.5	24.2	16.4	(S)	(S)
STCC 33, PRIMARY METAL PRODUCTS								
Total	4.2	2.6	3.3	3.9	4.1	2.4	5.7	4.6
Single Modes								
Parcel, U.S. Postal Service, or courier	23.9	18.7	29.0	18.4	32.6	19.0	34.6	17.4
Private truck	4.4	3.2	6.6	6.9	5.1	1.9	5.3	5.3
For-hire truck	5.5	5.1	3.9	3.3	4.4	5.1	7.1	6.9
Air	(S)	49.3	60.7	(S)	(S)	75.3	67.3	(S)
Rail	34.7	49.4	57.5	(S)	(D)	(D)	(D)	(D)
Inland water	-	-	-	-	-	-	-	-
Great Lakes	-	-	-	-	-	-	-	-
Deep sea water	-	-	-	-	-	-	-	-
Pipeline	-	-	-	-	-	-	-	-
Multiple Modes								
Private truck and for-hire truck	(S)	45.5	38.6	(S)	(S)	35.3	32.8	36.6
Truck and air	20.9	16.9	19.4	8.2	(D)	(D)	(D)	(D)
Truck and rail	(S)	95.4	87.1	(S)	(D)	(D)	(D)	(D)
Truck and water	44.5	48.4	41.3	44.6	(S)	63.7	(S)	(S)
Truck and pipeline	-	-	-	-	-	-	-	-
Rail and water	-	-	-	-	-	-	-	-
Inland water and Great Lakes	-	-	-	-	-	-	-	-
Inland water and deep sea	-	-	-	-	-	-	-	-
Other Modes								
Other and unknown modes	14.1	15.2	18.2	21.7	29.7	18.3	18.9	24.3

Table B-10. **Estimated Coefficients of Variation for Shipment Characteristics by Commodity and Mode of Transportation by Shipment Size for the United States: 1993—Con.**

STCC code, description, and mode of transportation	500 to 749 lb				750 to 999 lb			
	Value	Tons	Ton-miles	Average miles per shipment	Value	Tons	Ton-miles	Average miles per shipment
STCC 34, FABRICATED METAL PRODUCTS								
Total	4.5	2.7	4.1	3.9	2.9	2.7	3.1	2.5
Single Modes								
Parcel, U.S. Postal Service, or courier	12.5	11.9	15.6	6.0	16.7	16.4	25.5	15.2
Private truck	3.2	3.4	8.3	7.0	2.6	4.2	7.5	6.3
For-hire truck	6.6	4.9	4.4	2.1	4.5	3.9	2.8	3.3
Air	36.9	33.0	35.5	24.5	(S)	41.6	49.0	25.9
Rail	37.3	(S)	36.5	(S)	35.6	64.5	38.7	(S)
Inland water	-	-	-	-	-	-	-	-
Great Lakes	-	-	-	-	-	-	-	-
Deep sea water	-	-	-	-	-	-	-	-
Pipeline	-	-	-	-	-	-	-	-
Multiple Modes								
Private truck and for-hire truck	43.6	43.1	46.5	40.3	40.1	29.3	45.2	32.7
Truck and air	21.3	16.7	13.7	7.1	23.3	33.0	39.3	12.1
Truck and rail	(S)	69.2	78.4	(S)	(S)	90.5	(S)	(S)
Truck and water	45.0	49.8	(S)	(S)	41.4	(S)	(S)	(S)
Truck and pipeline	-	-	-	-	-	-	-	-
Rail and water	-	-	-	-	-	-	-	-
Inland water and Great Lakes	-	-	-	-	-	-	-	-
Inland water and deep sea	-	-	-	-	-	-	-	-
Other Modes								
Other and unknown modes	9.8	14.7	17.6	21.0	14.5	12.6	25.3	17.1
STCC 35, MACHINERY, EXCLUDING ELECTRICAL								
Total	17.3	10.0	13.5	7.6	22.4	11.9	23.2	7.4
Single Modes								
Parcel, U.S. Postal Service, or courier	11.4	15.1	10.4	14.4	(S)	27.5	33.5	6.0
Private truck	7.6	8.0	11.8	8.7	9.1	7.6	24.5	13.7
For-hire truck	25.8	16.0	17.2	6.8	28.9	18.1	29.2	6.6
Air	(S)	34.5	40.6	16.1	(S)	62.2	74.8	(S)
Rail	(S)	(S)	(S)	(S)	(S)	(S)	(S)	(S)
Inland water	-	-	-	-	-	-	-	-
Great Lakes	-	-	-	-	-	-	-	-
Deep sea water	-	-	-	-	-	-	-	-
Pipeline	-	-	-	-	-	-	-	-
Multiple Modes								
Private truck and for-hire truck	47.2	47.1	58.5	(S)	(D)	(D)	(D)	(D)
Truck and air	21.0	24.6	31.6	6.2	(D)	(D)	(D)	(D)
Truck and rail	(S)	(S)	(S)	(S)	(S)	(S)	89.5	(S)
Truck and water	37.1	47.2	(S)	(S)	(S)	71.2	46.5	(S)
Truck and pipeline	-	-	-	-	-	-	-	-
Rail and water	-	-	-	-	-	-	-	-
Inland water and Great Lakes	-	-	-	-	-	-	-	-
Inland water and deep sea	-	-	-	-	-	-	-	-
Other Modes								
Other and unknown modes	15.5	18.5	13.9	21.8	27.8	30.0	28.7	21.6
STCC 36, ELECTRICAL MACHINERY, EQUIPMENT, OR SUPPLIES								
Total	7.9	3.4	4.2	3.2	7.3	6.3	6.6	3.4
Single Modes								
Parcel, U.S. Postal Service, or courier	13.5	11.1	17.3	6.8	28.6	19.9	23.9	10.2
Private truck	9.1	8.2	14.1	16.4	31.2	12.8	11.0	9.5
For-hire truck	9.4	4.6	5.0	2.7	7.3	6.1	8.1	3.3
Air	(D)	(D)	(D)	(D)	(D)	(D)	(D)	(D)
Rail	(S)	55.4	66.4	(S)	(S)	83.0	91.6	(S)
Inland water	-	-	-	-	-	-	-	-
Great Lakes	-	-	-	-	-	-	-	-
Deep sea water	-	-	-	-	-	-	-	-
Pipeline	-	-	-	-	-	-	-	-
Multiple Modes								
Private truck and for-hire truck	(D)	(D)	(D)	(D)	(D)	(D)	(D)	(D)
Truck and air	15.4	7.8	8.1	4.7	39.2	43.8	23.9	17.4
Truck and rail	(S)	60.1	63.2	(S)	(S)	56.7	58.9	(S)
Truck and water	44.8	50.4	70.0	(S)	(S)	52.0	48.9	39.1
Truck and pipeline	-	-	-	-	-	-	-	-
Rail and water	-	-	-	-	-	-	-	-
Inland water and Great Lakes	-	-	-	-	-	-	-	-
Inland water and deep sea	-	-	-	-	-	-	-	-
Other Modes								
Other and unknown modes	22.9	15.6	14.7	12.6	27.3	17.5	22.0	9.0

Table B-10. **Estimated Coefficients of Variation for Shipment Characteristics by Commodity and Mode of Transportation by Shipment Size for the United States: 1993—Con.**

STCC code, description, and mode of transportation	500 to 749 lb				750 to 999 lb			
	Value	Tons	Ton-miles	Average miles per shipment	Value	Tons	Ton-miles	Average miles per shipment
STCC 37, TRANSPORTATION EQUIPMENT								
Total	7.9	5.1	7.6	6.2	15.8	7.6	16.3	10.3
Single Modes								
Parcel, U.S. Postal Service, or courier	21.0	18.6	23.3	21.4	19.6	30.0	(S)	(S)
Private truck	16.9	9.8	11.7	8.5	22.9	7.6	12.0	7.7
For-hire truck	10.1	8.9	10.2	5.6	22.7	10.4	21.4	10.2
Air	47.6	42.0	37.7	25.7	(S)	81.6	83.7	(S)
Rail	100.0	100.0	100.0	(S)	(S)	(S)	(S)	(S)
Inland water	—	—	—	—	—	—	—	—
Great Lakes	—	—	—	—	—	—	—	—
Deep sea water	—	—	—	—	—	—	—	—
Pipeline	—	—	—	—	—	—	—	—
Multiple Modes								
Private truck and for-hire truck	(S)	(S)	(S)	(S)	32.9	32.8	(S)	(S)
Truck and air	27.8	26.2	28.6	7.1	31.8	24.4	24.8	11.0
Truck and rail	(S)	44.0	57.8	(S)	(S)	81.4	86.6	(S)
Truck and water	(S)	56.5	68.0	(S)	100.0	100.0	100.0	(S)
Truck and pipeline	—	—	—	—	—	—	—	—
Rail and water	—	—	—	—	—	—	—	—
Inland water and Great Lakes	—	—	—	—	—	—	—	—
Inland water and deep sea	—	—	—	—	—	—	—	—
Other Modes								
Other and unknown modes	(S)	13.0	17.8	34.2	47.0	19.5	26.9	28.6
STCC 38, INSTRUMENTS, PHOTOGRAPHIC GOODS, OPTICAL GOODS, WATCHES, OR CLOCKS								
Total	11.9	9.7	13.8	7.7	10.5	15.0	13.5	15.9
Single Modes								
Parcel, U.S. Postal Service, or courier	25.2	29.1	17.5	11.6	32.6	13.5	22.1	21.7
Private truck	11.3	10.3	16.1	12.3	(D)	(D)	(D)	(D)
For-hire truck	11.4	15.6	19.3	7.0	11.4	18.1	14.8	15.7
Air	44.7	44.0	49.5	27.1	(S)	79.6	79.6	(S)
Rail	(S)	52.2	65.8	(S)	(D)	(D)	(D)	(D)
Inland water	—	—	—	—	—	—	—	—
Great Lakes	—	—	—	—	—	—	—	—
Deep sea water	—	—	—	—	—	—	—	—
Pipeline	—	—	—	—	—	—	—	—
Multiple Modes								
Private truck and for-hire truck	—	—	—	—	—	—	—	—
Truck and air	48.6	26.2	34.5	7.4	47.8	49.3	49.3	9.5
Truck and rail	(S)	100.0	100.0	(S)	—	—	—	—
Truck and water	74.6	80.7	68.3	(S)	—	—	—	—
Truck and pipeline	—	—	—	—	—	—	—	—
Rail and water	—	—	—	—	—	—	—	—
Inland water and Great Lakes	—	—	—	—	—	—	—	—
Inland water and deep sea	—	—	—	—	—	—	—	—
Other Modes								
Other and unknown modes	25.8	19.0	27.4	13.6	25.3	21.7	34.4	24.2
STCC 39, MISCELLANEOUS PRODUCTS OF MANUFACTURING								
Total	8.8	7.1	10.1	4.9	10.6	5.4	8.2	5.4
Single Modes								
Parcel, U.S. Postal Service, or courier	35.8	29.9	22.4	10.2	19.1	25.8	32.9	14.9
Private truck	7.9	5.2	18.8	17.6	29.0	10.9	27.1	18.7
For-hire truck	5.2	13.9	13.9	4.6	10.5	6.4	7.7	4.5
Air	(S)	56.2	52.3	(S)	(S)	100.0	100.0	(S)
Rail	(S)	48.5	46.7	32.6	(D)	(D)	(D)	(D)
Inland water	—	—	—	—	—	—	—	—
Great Lakes	—	—	—	—	—	—	—	—
Deep sea water	—	—	—	—	—	—	—	—
Pipeline	—	—	—	—	—	—	—	—
Multiple Modes								
Private truck and for-hire truck	(S)	(S)	(S)	(S)	(D)	(D)	(D)	(D)
Truck and air	38.9	40.2	33.2	11.8	28.3	27.5	27.0	21.0
Truck and rail	(S)	—	—	—	—	—	—	—
Truck and water	(S)	89.5	(S)	(S)	(D)	(D)	(D)	(D)
Truck and pipeline	—	—	—	—	—	—	—	—
Rail and water	—	—	—	—	—	—	—	—
Inland water and Great Lakes	—	—	—	—	—	—	—	—
Inland water and deep sea	—	—	—	—	—	—	—	—

Table B-10. **Estimated Coefficients of Variation for Shipment Characteristics by Commodity and Mode of Transportation by Shipment Size for the United States: 1993—Con.**

STCC code, description, and mode of transportation	500 to 749 lb				750 to 999 lb			
	Value	Tons	Ton-miles	Average miles per shipment	Value	Tons	Ton-miles	Average miles per shipment
STCC 39, MISCELLANEOUS PRODUCTS OF MANUFACTURING—Con.								
Other Modes								
Other and unknown modes	(S)	20.1	34.4	22.5	33.4	39.6	(S)	(S)
STCC 40, WASTE OR SCRAP MATERIALS								
Total	22.8	29.9	27.9	24.9	22.2	24.7	(S)	(S)
Single Modes								
Parcel, U.S. Postal Service, or courier	70.3	94.7	89.9	(S)	—	—	—	—
Private truck	33.4	49.9	58.7	(S)	26.5	31.6	45.7	36.8
For-hire truck	38.6	33.3	33.2	33.1	38.2	(S)	(S)	(S)
Air	—	—	—	—	—	—	—	—
Rail	—	—	—	—	—	—	—	—
Inland water	—	—	—	—	—	—	—	—
Great Lakes	—	—	—	—	—	—	—	—
Deep sea water	—	—	—	—	—	—	—	—
Pipeline	—	—	—	—	—	—	—	—
Multiple Modes								
Private truck and for-hire truck	—	—	—	—	—	—	—	—
Truck and air	—	—	—	—	—	—	—	—
Truck and rail	—	—	—	—	—	—	—	—
Truck and water	—	—	—	—	—	—	—	—
Truck and pipeline	—	—	—	—	—	—	—	—
Rail and water	—	—	—	—	—	—	—	—
Inland water and Great Lakes	—	—	—	—	—	—	—	—
Inland water and deep sea	—	—	—	—	—	—	—	—
Other Modes								
Other and unknown modes	(S)	(S)	66.0	(S)	77.4	79.9	87.2	(S)
STCC 41, MISCELLANEOUS FREIGHT SHIPMENT								
Total	35.3	21.8	22.8	21.1	11.0	14.2	9.8	12.5
Single Modes								
Parcel, U.S. Postal Service, or courier	40.0	38.9	(S)	(S)	44.7	(S)	40.6	37.7
Private truck	16.8	27.7	20.6	13.2	16.6	20.6	16.4	14.7
For-hire truck	(S)	25.1	33.6	16.9	24.1	23.7	19.3	23.6
Air	—	—	—	—	(D)	(D)	(D)	(D)
Rail	—	—	—	—	—	—	—	—
Inland water	—	—	—	—	—	—	—	—
Great Lakes	—	—	—	—	—	—	—	—
Deep sea water	—	—	—	—	—	—	—	—
Pipeline	—	—	—	—	—	—	—	—
Multiple Modes								
Private truck and for-hire truck	(S)	100.0	100.0	(S)	(S)	100.0	100.0	(S)
Truck and air	55.6	47.5	50.6	(S)	(D)	(D)	(D)	(D)
Truck and rail	100.0	100.0	100.0	(S)	—	—	—	—
Truck and water	—	—	—	—	—	—	—	—
Truck and pipeline	—	—	—	—	—	—	—	—
Rail and water	—	—	—	—	—	—	—	—
Inland water and Great Lakes	—	—	—	—	—	—	—	—
Inland water and deep sea	—	—	—	—	—	—	—	—
Other Modes								
Other and unknown modes	49.3	41.8	55.3	(S)	43.1	45.4	(S)	(S)
STCC 42, CONTAINERS, CARRIERS OR DEVICES, SHIPPING, RETURNED EMPTY								
Total	46.4	48.4	25.1	46.7	(S)	(S)	(S)	(S)
Single Modes								
Parcel, U.S. Postal Service, or courier	—	—	—	—	—	—	—	—
Private truck	(S)	(S)	51.2	(S)	(S)	(S)	84.1	(S)
For-hire truck	(D)	(D)	(D)	(D)	(D)	(D)	(D)	(D)
Air	—	—	—	—	—	—	—	—
Rail	—	—	—	—	—	—	—	—
Inland water	—	—	—	—	—	—	—	—
Great Lakes	—	—	—	—	—	—	—	—
Deep sea water	—	—	—	—	—	—	—	—
Pipeline	—	—	—	—	—	—	—	—

Table B-10. **Estimated Coefficients of Variation for Shipment Characteristics by Commodity and Mode of Transportation by Shipment Size for the United States: 1993—Con.**

STCC code, description, and mode of transportation	500 to 749 lb				750 to 999 lb			
	Value	Tons	Ton-miles	Average miles per shipment	Value	Tons	Ton-miles	Average miles per shipment
STCC 42, CONTAINERS, CARRIERS OR DEVICES, SHIPPING, RETURNED EMPTY—Con.								
Multiple Modes								
Private truck and for-hire truck	—	—	—	—	—	—	—	—
Truck and air	(D)	(D)	(D)	(D)	100.0	100.0	100.0	(S)
Truck and rail	—	—	—	—	—	—	—	—
Truck and water	—	—	—	—	—	—	—	—
Truck and pipeline	—	—	—	—	—	—	—	—
Rail and water	—	—	—	—	—	—	—	—
Inland water and Great Lakes	—	—	—	—	—	—	—	—
Inland water and deep sea	—	—	—	—	—	—	—	—
Other Modes								
Other and unknown modes	—	—	—	—	(D)	(D)	(D)	(D)
STCC 48, WASTE HAZARDOUS MATERIALS OR WASTE HAZARDOUS SUBSTANCES								
Total	(D)	(D)	(D)	(D)	(S)	(S)	(S)	(S)
Single Modes								
Parcel, U.S. Postal Service, or courier	(D)	(D)	(D)	(D)	—	—	—	—
Private truck	(D)	(D)	(D)	(D)	71.7	(S)	68.1	(S)
For-hire truck	(D)	(D)	(D)	(D)	(S)	(S)	(S)	(S)
Air	—	—	—	—	—	—	—	—
Rail	—	—	—	—	—	—	—	—
Inland water	—	—	—	—	—	—	—	—
Great Lakes	—	—	—	—	—	—	—	—
Deep sea water	—	—	—	—	—	—	—	—
Pipeline	—	—	—	—	—	—	—	—
Multiple Modes								
Private truck and for-hire truck	—	—	—	—	—	—	—	—
Truck and air	—	—	—	—	—	—	—	—
Truck and rail	—	—	—	—	—	—	—	—
Truck and water	—	—	—	—	—	—	—	—
Truck and pipeline	—	—	—	—	—	—	—	—
Rail and water	—	—	—	—	—	—	—	—
Inland water and Great Lakes	—	—	—	—	—	—	—	—
Inland water and deep sea	—	—	—	—	—	—	—	—
Other Modes								
Other and unknown modes	—	—	—	—	—	—	—	—
COMMODITY UNKNOWN								
Total	36.3	12.1	20.0	10.7	18.9	20.5	20.0	20.4
Single Modes								
Parcel, U.S. Postal Service, or courier	(S)	(S)	(S)	(S)	(S)	46.9	(S)	(S)
Private truck	(S)	12.6	17.5	16.4	25.4	16.5	24.1	26.7
For-hire truck	24.6	12.3	20.6	14.5	21.6	26.4	26.1	17.1
Air	—	—	—	—	—	—	—	—
Rail	66.3	61.2	69.1	(S)	100.0	100.0	100.0	(S)
Inland water	—	—	—	—	—	—	—	—
Great Lakes	—	—	—	—	—	—	—	—
Deep sea water	—	—	—	—	—	—	—	—
Pipeline	—	—	—	—	—	—	—	—
Multiple Modes								
Private truck and for-hire truck	67.1	75.0	95.8	(S)	(S)	100.0	100.0	(S)
Truck and air	(S)	(S)	40.9	(S)	(S)	(S)	(S)	(S)
Truck and rail	—	—	—	—	(S)	100.0	100.0	(S)
Truck and water	—	—	—	—	—	—	—	—
Truck and pipeline	—	—	—	—	—	—	—	—
Rail and water	—	—	—	—	—	—	—	—
Inland water and Great Lakes	—	—	—	—	—	—	—	—
Inland water and deep sea	—	—	—	—	—	—	—	—
Other Modes								
Other and unknown modes	25.4	32.0	39.7	39.9	29.1	(S)	35.7	(S)

Table B-10. **Estimated Coefficients of Variation for Shipment Characteristics by Commodity and Mode of Transportation by Shipment Size for the United States: 1993—Con.**

STCC code, description, and mode of transportation	1,000 to 9,999 lb				10,000 to 49,999 lb			
	Value	Tons	Ton-miles	Average miles per shipment	Value	Tons	Ton-miles	Average miles per shipment
ALL COMMODITIES								
Total	2.5	2.0	2.2	2.3	1.5	1.5	1.1	1.4
Single Modes								
Parcel, U.S. Postal Service, or courier	—	—	—	—	—	—	—	—
Private truck	1.9	2.2	2.7	.8	2.6	1.4	3.0	2.5
For-hire truck	2.9	2.2	1.4	1.7	1.6	2.8	1.0	2.8
Air	28.5	25.2	14.2	16.6	(S)	(S)	(S)	(S)
Rail	17.9	22.2	19.2	9.4	10.2	7.8	7.3	3.7
Inland water	(S)	(S)	47.3	(S)	33.6	23.3	40.4	29.4
Great Lakes	—	—	—	—	—	—	—	—
Deep sea water	(D)	(D)	(D)	(D)	(D)	(D)	(D)	(D)
Pipeline	(S)	(S)	(S)	(S)	(S)	(S)	(S)	(S)
Multiple Modes								
Private truck and for-hire truck	11.8	30.2	12.3	25.9	44.9	19.8	41.4	13.4
Truck and air	18.4	13.0	14.5	5.7	34.0	40.5	29.1	17.2
Truck and rail	13.3	12.5	19.9	10.3	25.4	10.4	12.9	4.2
Truck and water	28.2	(S)	(S)	(S)	8.1	12.3	9.3	9.4
Truck and pipeline	(D)	(D)	(D)	(D)	(S)	(S)	(S)	(S)
Rail and water	(S)	(S)	(S)	(S)	(D)	(D)	(D)	(D)
Inland water and Great Lakes	—	—	—	—	(S)	(S)	(S)	(S)
Inland water and deep sea	14.0	24.2	32.7	10.1	22.2	11.4	12.2	13.1
Other Modes								
Other and unknown modes	12.2	9.8	7.5	11.6	5.6	6.8	5.9	6.5
STCC 01, FARM PRODUCTS								
Total	6.6	6.7	7.4	5.1	2.9	2.9	3.9	4.3
Single Modes								
Parcel, U.S. Postal Service, or courier	—	—	—	—	—	—	—	—
Private truck	7.1	6.8	8.0	5.0	5.4	4.5	11.3	8.5
For-hire truck	11.1	14.9	9.4	8.0	5.3	5.2	5.2	4.4
Air	(S)	(S)	(S)	(S)	(S)	(S)	(S)	(S)
Rail	47.2	(S)	(S)	(S)	18.0	17.1	19.3	7.3
Inland water	75.0	72.5	93.0	(S)	(S)	(S)	(S)	(S)
Great Lakes	—	—	—	—	—	—	—	—
Deep sea water	—	—	—	—	—	—	—	—
Pipeline	—	—	—	—	—	—	—	—
Multiple Modes								
Private truck and for-hire truck	(S)	41.0	(S)	(S)	32.2	21.6	29.3	26.6
Truck and air	41.4	36.9	37.4	16.4	(S)	(S)	(S)	(S)
Truck and rail	(D)	(D)	(D)	(D)	16.9	23.3	19.8	21.3
Truck and water	(D)	(D)	(D)	(D)	30.7	31.5	38.5	15.2
Truck and pipeline	—	—	—	—	—	—	—	—
Rail and water	—	—	—	—	—	—	—	—
Inland water and Great Lakes	—	—	—	—	—	—	—	—
Inland water and deep sea	(S)	(S)	(S)	(S)	(S)	(S)	(S)	(S)
Other Modes								
Other and unknown modes	16.4	28.5	31.9	28.1	16.3	15.3	17.7	15.3
STCC 08, FOREST PRODUCTS								
Total	34.4	16.5	39.5	31.7	48.5	12.4	19.5	23.4
Single Modes								
Parcel, U.S. Postal Service, or courier	—	—	—	—	—	—	—	—
Private truck	13.6	20.0	25.6	37.9	16.1	26.0	22.7	15.3
For-hire truck	(S)	39.0	(S)	(S)	19.9	16.2	30.3	14.0
Air	—	—	—	—	—	—	—	—
Rail	—	—	—	—	(D)	(D)	(D)	(D)
Inland water	—	—	—	—	—	—	—	—
Great Lakes	—	—	—	—	—	—	—	—
Deep sea water	—	—	—	—	—	—	—	—
Pipeline	—	—	—	—	—	—	—	—
Multiple Modes								
Private truck and for-hire truck	—	—	—	—	—	—	—	—
Truck and air	—	—	—	—	—	—	—	—
Truck and rail	—	—	—	—	(D)	(D)	(D)	(D)
Truck and water	—	—	—	—	100.0	(S)	(S)	(S)
Truck and pipeline	—	—	—	—	—	—	—	—
Rail and water	—	—	—	—	—	—	—	—
Inland water and Great Lakes	—	—	—	—	—	—	—	—
Inland water and deep sea	(S)	(S)	(S)	(S)	—	—	—	—
Other Modes								
Other and unknown modes	(S)	42.7	(S)	(S)	(S)	29.2	40.4	33.3

Table B-10. **Estimated Coefficients of Variation for Shipment Characteristics by Commodity and Mode of Transportation by Shipment Size for the United States: 1993—Con.**

STCC code, description, and mode of transportation	1,000 to 9,999 lb				10,000 to 49,999 lb			
	Value	Tons	Ton-miles	Average miles per shipment	Value	Tons	Ton-miles	Average miles per shipment
STCC 09, FRESH FISH OR OTHER MARINE PRODUCTS								
Total	18.0	20.1	21.9	11.4	8.4	17.6	18.0	15.3
Single Modes								
Parcel, U.S. Postal Service, or courier	—	—	—	—	—	—	—	—
Private truck	18.1	23.6	23.5	8.7	39.2	30.2	39.6	24.0
For-hire truck	23.9	27.0	30.4	12.4	15.9	17.5	24.5	9.8
Air	(D)	(D)	(D)	(D)	—	—	—	—
Rail	—	—	—	—	(S)	(S)	(S)	(S)
Inland water	—	—	—	—	—	—	—	—
Great Lakes	—	—	—	—	—	—	—	—
Deep sea water	—	—	—	—	(S)	(S)	(S)	(S)
Pipeline	—	—	—	—	—	—	—	—
Multiple Modes								
Private truck and for-hire truck	(S)	(S)	(S)	(S)	100.0	100.0	100.0	(S)
Truck and air	18.9	22.6	23.7	11.9	(S)	(S)	(S)	(S)
Truck and rail	(D)	(D)	(D)	(D)	(S)	(S)	(S)	(S)
Truck and water	(S)	(S)	(S)	(S)	40.6	43.1	42.8	19.9
Truck and pipeline	—	—	—	—	—	—	—	—
Rail and water	—	—	—	—	—	—	—	—
Inland water and Great Lakes	—	—	—	—	—	—	—	—
Inland water and deep sea	(S)	(S)	(S)	(S)	39.9	41.8	42.4	18.2
Other Modes								
Other and unknown modes	(S)	(S)	(S)	(S)	27.9	23.7	36.3	19.6
STCC 10, METALLIC ORES								
Total	37.2	20.1	27.6	20.8	14.2	17.1	24.0	14.1
Single Modes								
Parcel, U.S. Postal Service, or courier	—	—	—	—	—	—	—	—
Private truck	29.3	40.0	(S)	(S)	26.3	37.0	42.1	25.8
For-hire truck	41.0	27.4	33.0	18.6	16.8	17.6	26.9	13.5
Air	—	—	—	—	—	—	—	—
Rail	(S)	67.1	89.7	(S)	43.9	(S)	(S)	(S)
Inland water	(D)	(D)	(D)	(D)	(D)	(D)	(D)	(D)
Great Lakes	—	—	—	—	—	—	—	—
Deep sea water	—	—	—	—	—	—	—	—
Pipeline	—	—	—	—	—	—	—	—
Multiple Modes								
Private truck and for-hire truck	—	—	—	—	—	—	—	—
Truck and air	(S)	39.4	39.7	22.5	—	—	—	—
Truck and rail	—	—	—	—	(D)	(D)	(D)	(D)
Truck and water	(D)	(D)	(D)	(D)	(D)	(D)	(D)	(D)
Truck and pipeline	—	—	—	—	—	—	—	—
Rail and water	—	—	—	—	—	—	—	—
Inland water and Great Lakes	—	—	—	—	—	—	—	—
Inland water and deep sea	—	—	—	—	—	—	—	—
Other Modes								
Other and unknown modes	(S)	(S)	46.4	(S)	(D)	(D)	(D)	(D)
STCC 11, COAL								
Total	23.4	32.3	37.5	23.6	10.3	13.7	12.7	21.5
Single Modes								
Parcel, U.S. Postal Service, or courier	—	—	—	—	—	—	—	—
Private truck	25.3	29.9	31.1	9.2	34.6	(S)	47.5	13.2
For-hire truck	39.7	33.6	(S)	(S)	11.4	13.0	10.5	9.4
Air	—	—	—	—	—	—	—	—
Rail	44.2	44.3	(S)	(S)	37.3	43.9	41.9	(S)
Inland water	83.9	87.0	75.8	(S)	(D)	(D)	(D)	(D)
Great Lakes	—	—	—	—	—	—	—	—
Deep sea water	—	—	—	—	—	—	—	—
Pipeline	—	—	—	—	—	—	—	—
Multiple Modes								
Private truck and for-hire truck	—	—	—	—	(D)	(D)	(D)	(D)
Truck and air	—	—	—	—	—	—	—	—
Truck and rail	(D)	(D)	(D)	(D)	37.3	33.7	32.4	26.0
Truck and water	(D)	(D)	(D)	(D)	(D)	(D)	(D)	(D)
Truck and pipeline	—	—	—	—	—	—	—	—
Rail and water	(D)	(D)	(D)	(D)	(S)	(S)	(S)	(S)
Inland water and Great Lakes	—	—	—	—	—	—	—	—
Inland water and deep sea	—	—	—	—	—	—	—	—
Other Modes								
Other and unknown modes	(S)	(S)	42.7	(S)	41.8	43.7	36.4	(S)

Table B-10. **Estimated Coefficients of Variation for Shipment Characteristics by Commodity and Mode of Transportation by Shipment Size for the United States: 1993—Con.**

STCC code, description, and mode of transportation	1,000 to 9,999 lb				10,000 to 49,999 lb			
	Value	Tons	Ton-miles	Average miles per shipment	Value	Tons	Ton-miles	Average miles per shipment
STCC 13, CRUDE PETROLEUM, NATURAL GAS, OR GASOLINE								
Total	(S)	(S)	(S)	(S)	(S)	(S)	(S)	(S)
Single Modes								
Parcel, U.S. Postal Service, or courier	—	—	—	—	—	—	—	—
Private truck	(S)	(S)	(S)	(S)	(S)	(S)	(S)	(S)
For-hire truck	(S)	(S)	(S)	(S)	(S)	(S)	(S)	(S)
Air	—	—	—	—	—	—	—	—
Rail	—	—	—	—	—	—	—	—
Inland water	—	—	—	—	(D)	(D)	(D)	(D)
Great Lakes	—	—	—	—	—	—	—	—
Deep sea water	—	—	—	—	—	—	—	—
Pipeline	(S)	(S)	(S)	(S)	(S)	(S)	79.4	(S)
Multiple Modes								
Private truck and for-hire truck	(S)	(S)	(S)	(S)	(S)	(S)	(S)	(S)
Truck and air	—	—	—	—	—	—	—	—
Truck and rail	—	—	—	—	—	—	—	—
Truck and water	—	—	—	—	(D)	(D)	(D)	(D)
Truck and pipeline	—	—	—	—	(D)	(D)	(D)	(D)
Rail and water	—	—	—	—	—	—	—	—
Inland water and Great Lakes	—	—	—	—	—	—	—	—
Inland water and deep sea	—	—	—	—	—	—	—	—
Other Modes								
Other and unknown modes	(S)	(S)	(S)	(S)	(S)	(S)	(S)	(S)
STCC 14, NONMETALLIC MINERALS								
Total	17.9	3.3	7.6	7.3	3.9	2.9	8.1	7.6
Single Modes								
Parcel, U.S. Postal Service, or courier	—	—	—	—	—	—	—	—
Private truck	21.4	4.4	10.5	10.1	5.6	4.8	13.7	13.6
For-hire truck	15.7	10.0	13.1	11.6	5.0	5.0	4.0	6.6
Air	—	—	—	—	—	—	—	—
Rail	(S)	(S)	(S)	(S)	19.9	27.5	23.2	26.7
Inland water	(S)	(S)	(S)	(S)	(S)	(S)	(S)	(S)
Great Lakes	—	—	—	—	—	—	—	—
Deep sea water	—	—	—	—	(D)	(D)	(D)	(D)
Pipeline	—	—	—	—	—	—	—	—
Multiple Modes								
Private truck and for-hire truck	(S)	(S)	(S)	(S)	39.9	20.2	19.9	13.9
Truck and air	92.2	(S)	(S)	(S)	(D)	(D)	(D)	(D)
Truck and rail	45.0	(S)	(S)	(S)	(D)	(D)	(D)	(D)
Truck and water	100.0	100.0	100.0	(S)	(S)	(S)	(S)	(S)
Truck and pipeline	—	—	—	—	—	—	—	—
Rail and water	—	—	—	—	(D)	(D)	(D)	(D)
Inland water and Great Lakes	—	—	—	—	—	—	—	—
Inland water and deep sea	100.0	100.0	100.0	(S)	(S)	(S)	(S)	(S)
Other Modes								
Other and unknown modes	(S)	38.7	27.4	(S)	12.4	15.2	20.4	28.0
STCC 19, ORDNANCE OR ACCESSORIES								
Total	23.6	20.0	23.4	5.1	32.9	15.9	18.0	7.3
Single Modes								
Parcel, U.S. Postal Service, or courier	—	—	—	—	—	—	—	—
Private truck	32.0	22.2	(S)	(S)	37.5	16.4	29.1	25.0
For-hire truck	27.9	24.2	24.8	4.6	33.4	17.8	19.8	6.6
Air	—	—	—	—	—	—	—	—
Rail	(S)	100.0	100.0	(S)	(S)	(S)	(S)	(S)
Inland water	—	—	—	—	—	—	—	—
Great Lakes	—	—	—	—	—	—	—	—
Deep sea water	—	—	—	—	—	—	—	—
Pipeline	—	—	—	—	—	—	—	—
Multiple Modes								
Private truck and for-hire truck	—	—	—	—	—	—	—	—
Truck and air	(S)	(S)	(S)	(S)	(D)	(D)	(D)	(D)
Truck and rail	—	—	—	—	(S)	(S)	(S)	(S)
Truck and water	—	—	—	—	(D)	(D)	(D)	(D)
Truck and pipeline	—	—	—	—	—	—	—	—
Rail and water	—	—	—	—	—	—	—	—
Inland water and Great Lakes	—	—	—	—	—	—	—	—
Inland water and deep sea	—	—	—	—	—	—	—	—
Other Modes								
Other and unknown modes	18.1	22.0	31.4	30.4	(S)	(S)	(S)	(S)

Table B-10. **Estimated Coefficients of Variation for Shipment Characteristics by Commodity and Mode of Transportation by Shipment Size for the United States: 1993—Con.**

STCC code, description, and mode of transportation	1,000 to 9,999 lb				10,000 to 49,999 lb			
	Value	Tons	Ton-miles	Average miles per shipment	Value	Tons	Ton-miles	Average miles per shipment
STCC 20, FOOD OR KINDRED PRODUCTS								
Total	3.5	3.3	3.0	1.9	1.7	1.0	1.7	1.9
Single Modes								
Parcel, U.S. Postal Service, or courier	—	—	—	—	—	—	—	—
Private truck	3.7	3.7	5.8	2.3	3.5	2.6	2.6	1.9
For-hire truck	5.5	4.3	2.2	5.5	2.5	2.0	1.9	1.3
Air	(S)	(S)	(S)	(S)	100.0	100.0	100.0	(S)
Rail	26.8	21.0	21.3	8.0	10.3	11.5	10.9	4.5
Inland water	46.0	(S)	(S)	(S)	(S)	(S)	(S)	(S)
Great Lakes	—	—	—	—	—	—	—	—
Deep sea water	—	—	—	—	(S)	(S)	(S)	(S)
Pipeline	—	—	—	—	—	—	—	—
Multiple Modes								
Private truck and for-hire truck	19.4	44.2	24.5	34.5	21.8	22.0	15.1	10.7
Truck and air	25.2	28.1	26.3	10.0	(S)	(S)	(S)	(S)
Truck and rail	25.7	(S)	21.5	(S)	18.6	16.1	17.5	3.2
Truck and water	28.1	35.2	37.8	11.1	18.3	21.1	12.7	17.1
Truck and pipeline	—	—	—	—	—	—	—	—
Rail and water	—	—	—	—	—	—	—	—
Inland water and Great Lakes	—	—	—	—	—	—	—	—
Inland water and deep sea	44.5	(S)	(S)	(S)	32.2	23.0	37.6	17.0
Other Modes								
Other and unknown modes	20.2	28.5	4.6	17.5	9.1	9.3	7.5	12.2
STCC 21, TOBACCO PRODUCTS, EXCLUDING INSECTICIDES								
Total	24.4	13.9	16.0	10.7	13.6	10.4	13.0	12.8
Single Modes								
Parcel, U.S. Postal Service, or courier	—	—	—	—	—	—	—	—
Private truck	36.7	16.0	24.3	16.9	26.8	24.2	(S)	(S)
For-hire truck	16.7	21.2	12.7	19.3	17.9	8.7	9.3	3.4
Air	—	—	—	—	—	—	—	—
Rail	(S)	(S)	(S)	(S)	(S)	49.8	(S)	(S)
Inland water	—	—	—	—	—	—	—	—
Great Lakes	—	—	—	—	—	—	—	—
Deep sea water	—	—	—	—	—	—	—	—
Pipeline	—	—	—	—	—	—	—	—
Multiple Modes								
Private truck and for-hire truck	(S)	(S)	(S)	(S)	—	—	—	—
Truck and air	(S)	100.0	(S)	(S)	—	—	—	—
Truck and rail	(S)	(S)	(S)	(S)	(S)	48.7	(S)	(S)
Truck and water	—	—	—	—	—	—	—	—
Truck and pipeline	—	—	—	—	—	—	—	—
Rail and water	—	—	—	—	—	—	—	—
Inland water and Great Lakes	—	—	—	—	—	—	—	—
Inland water and deep sea	—	—	—	—	—	—	—	—
Other Modes								
Other and unknown modes	36.5	39.3	(S)	(S)	(S)	(S)	(S)	(S)
STCC 22, TEXTILE MILL PRODUCTS								
Total	5.2	6.4	6.1	3.4	4.9	3.9	3.5	3.3
Single Modes								
Parcel, U.S. Postal Service, or courier	—	—	—	—	—	—	—	—
Private truck	4.7	6.7	8.8	8.3	5.2	4.1	3.5	5.6
For-hire truck	6.9	8.5	7.1	2.3	5.6	4.8	4.4	3.3
Air	—	—	—	—	—	—	—	—
Rail	(D)	(D)	(D)	(D)	(S)	42.9	(S)	(S)
Inland water	—	—	—	—	—	—	—	—
Great Lakes	—	—	—	—	—	—	—	—
Deep sea water	—	—	—	—	—	—	—	—
Pipeline	—	—	—	—	—	—	—	—
Multiple Modes								
Private truck and for-hire truck	28.8	28.8	31.5	16.6	31.0	28.6	25.3	35.5
Truck and air	20.6	23.0	45.2	16.6	(D)	(D)	(D)	(D)
Truck and rail	41.6	39.8	38.7	17.4	36.6	46.2	45.1	6.3
Truck and water	(S)	(S)	(S)	(S)	(S)	(S)	(S)	(S)
Truck and pipeline	—	—	—	—	—	—	—	—
Rail and water	—	—	—	—	—	—	—	—
Inland water and Great Lakes	—	—	—	—	—	—	—	—
Inland water and deep sea	(D)	(D)	(D)	(D)	(D)	(D)	(D)	(D)
Other Modes								
Other and unknown modes	21.8	15.8	20.2	11.1	(S)	16.6	24.7	25.9

Table B-10. **Estimated Coefficients of Variation for Shipment Characteristics by Commodity and Mode of Transportation by Shipment Size for the United States: 1993—Con.**

STCC code, description, and mode of transportation	1,000 to 9,999 lb				10,000 to 49,999 lb			
	Value	Tons	Ton-miles	Average miles per shipment	Value	Tons	Ton-miles	Average miles per shipment
STCC 23, APPAREL OR OTHER FINISHED TEXTILE PRODUCTS								
Total	4.6	3.5	4.8	5.2	16.1	17.5	23.1	6.1
Single Modes								
Parcel, U.S. Postal Service, or courier	—	—	—	—	—	—	—	—
Private truck	8.1	7.7	8.3	17.4	22.1	16.0	(S)	(S)
For-hire truck	5.6	4.4	5.0	2.4	16.1	19.0	21.0	2.9
Air	(S)	(S)	(S)	(S)	—	—	—	—
Rail	47.4	(S)	(S)	(S)	(S)	42.5	(S)	(S)
Inland water	—	—	—	—	(S)	100.0	100.0	(S)
Great Lakes	—	—	—	—	—	—	—	—
Deep sea water	—	—	—	—	—	—	—	—
Pipeline	—	—	—	—	—	—	—	—
Multiple Modes								
Private truck and for-hire truck	22.6	29.1	44.9	32.3	46.5	39.7	(S)	(S)
Truck and air	23.8	20.1	19.8	10.2	(S)	(S)	(S)	(S)
Truck and rail	(S)	(S)	(S)	(S)	47.6	48.3	47.4	17.3
Truck and water	(S)	(S)	(S)	(S)	(S)	(S)	(S)	(S)
Truck and pipeline	—	—	—	—	—	—	—	—
Rail and water	—	—	—	—	—	—	—	—
Inland water and Great Lakes	—	—	—	—	—	—	—	—
Inland water and deep sea	41.4	29.1	30.5	20.7	(S)	100.0	(S)	(S)
Other Modes								
Other and unknown modes	16.6	20.8	14.8	13.9	32.8	19.8	29.7	16.1
STCC 24, LUMBER OR WOOD PRODUCTS, EXCLUDING FURNITURE								
Total	4.2	4.7	5.9	5.4	4.0	4.6	2.4	4.9
Single Modes								
Parcel, U.S. Postal Service, or courier	—	—	—	—	—	—	—	—
Private truck	4.0	5.3	4.4	2.6	2.5	5.4	4.0	4.2
For-hire truck	9.9	10.0	11.5	8.7	3.4	5.8	3.5	6.1
Air	—	—	—	—	—	—	—	—
Rail	34.3	(S)	(S)	(S)	25.7	16.4	19.9	8.8
Inland water	(D)	(D)	(D)	(D)	(S)	(S)	(S)	(S)
Great Lakes	—	—	—	—	—	—	—	—
Deep sea water	—	—	—	—	—	—	—	—
Pipeline	—	—	—	—	—	—	—	—
Multiple Modes								
Private truck and for-hire truck	28.0	(S)	48.5	40.2	19.9	28.3	32.1	15.9
Truck and air	34.6	29.9	30.6	11.1	(S)	(S)	(S)	(S)
Truck and rail	(S)	(S)	(S)	(S)	19.0	21.5	26.0	11.7
Truck and water	42.1	45.7	(S)	(S)	23.6	(S)	42.0	43.6
Truck and pipeline	—	—	—	—	—	—	—	—
Rail and water	—	—	—	—	—	—	—	—
Inland water and Great Lakes	—	—	—	—	—	—	—	—
Inland water and deep sea	(D)	(D)	(D)	(D)	32.7	26.7	25.5	17.4
Other Modes								
Other and unknown modes	17.9	27.8	16.6	31.9	(S)	17.5	32.1	33.5
STCC 25, FURNITURE OR FIXTURES								
Total	3.4	2.6	3.9	2.7	8.2	6.8	5.9	5.5
Single Modes								
Parcel, U.S. Postal Service, or courier	—	—	—	—	—	—	—	—
Private truck	5.4	2.8	7.3	6.5	11.0	7.6	13.8	6.6
For-hire truck	3.9	3.4	3.6	2.2	11.3	9.1	7.0	6.3
Air	(D)	(D)	(D)	(D)	—	—	—	—
Rail	25.1	25.7	30.0	10.3	22.2	19.1	19.2	5.2
Inland water	(D)	(D)	(D)	(D)	—	—	—	—
Great Lakes	—	—	—	—	—	—	—	—
Deep sea water	—	—	—	—	—	—	—	—
Pipeline	—	—	—	—	—	—	—	—
Multiple Modes								
Private truck and for-hire truck	32.9	34.5	46.5	20.0	(S)	(S)	38.7	23.8
Truck and air	49.1	42.7	47.1	13.0	(S)	(S)	(S)	(S)
Truck and rail	35.7	40.9	47.0	16.7	(S)	39.0	39.1	21.1
Truck and water	36.7	49.3	(S)	(S)	(S)	(S)	(S)	(S)
Truck and pipeline	—	—	—	—	—	—	—	—
Rail and water	—	—	—	—	—	—	—	—
Inland water and Great Lakes	—	—	—	—	—	—	—	—
Inland water and deep sea	45.7	38.2	35.6	40.6	(S)	(S)	(S)	(S)

Table B-10. **Estimated Coefficients of Variation for Shipment Characteristics by Commodity and Mode of Transportation by Shipment Size for the United States: 1993—Con.**

STCC code, description, and mode of transportation	1,000 to 9,999 lb				10,000 to 49,999 lb			
	Value	Tons	Ton-miles	Average miles per shipment	Value	Tons	Ton-miles	Average miles per shipment
STCC 25, FURNITURE OR FIXTURES—Con.								
Other Modes								
Other and unknown modes	17.2	19.5	20.4	9.9	31.3	40.0	41.2	16.0
STCC 26, PULP, PAPER, OR ALLIED PRODUCTS								
Total	2.9	2.6	4.4	3.8	2.6	1.8	2.6	3.0
Single Modes								
Parcel, U.S. Postal Service, or courier	—	—	—	—	—	—	—	—
Private truck	2.0	1.9	6.2	5.6	3.5	4.6	5.8	4.3
For-hire truck	4.2	5.0	5.1	4.6	3.0	2.2	2.5	2.1
Air	(D)	(D)	(D)	(D)	—	—	—	—
Rail	26.8	31.3	42.7	12.2	10.1	12.6	9.9	5.5
Inland water	(D)	(D)	(D)	(D)	(S)	46.3	(S)	(S)
Great Lakes	—	—	—	—	—	—	—	—
Deep sea water	(D)	(D)	(D)	(D)	—	—	—	—
Pipeline	—	—	—	—	—	—	—	—
Multiple Modes								
Private truck and for-hire truck	(S)	(S)	41.4	(S)	(S)	(S)	49.0	(S)
Truck and air	32.6	22.2	32.5	13.6	(S)	(S)	(S)	(S)
Truck and rail	32.5	31.5	42.1	28.0	14.1	17.4	19.4	6.6
Truck and water	43.4	30.8	39.4	19.9	22.8	24.6	37.5	15.1
Truck and pipeline	—	—	—	—	—	—	—	—
Rail and water	(D)	(D)	(D)	(D)	(S)	(S)	(S)	(S)
Inland water and Great Lakes	—	—	—	—	—	—	—	—
Inland water and deep sea	43.1	(S)	(S)	(S)	37.2	48.0	41.3	15.6
Other Modes								
Other and unknown modes	13.3	12.2	26.3	16.0	11.3	10.5	19.2	10.8
STCC 27, PRINTED MATTER								
Total	(S)	(S)	(S)	(S)	(S)	(S)	(S)	(S)
Single Modes								
Parcel, U.S. Postal Service, or courier	—	—	—	—	—	—	—	—
Private truck	(S)	(S)	(S)	(S)	(S)	(S)	(S)	(S)
For-hire truck	(S)	(S)	(S)	(S)	(S)	(S)	(S)	(S)
Air	(S)	59.5	62.9	(S)	—	—	—	—
Rail	(S)	(S)	(S)	(S)	(S)	(S)	(S)	(S)
Inland water	—	—	—	—	—	—	—	—
Great Lakes	—	—	—	—	—	—	—	—
Deep sea water	—	—	—	—	—	—	—	—
Pipeline	—	—	—	—	—	—	—	—
Multiple Modes								
Private truck and for-hire truck	(S)	(S)	(S)	(S)	(S)	(S)	(S)	(S)
Truck and air	(S)	(S)	(S)	(S)	(S)	(S)	(S)	(S)
Truck and rail	(S)	(S)	(S)	(S)	(S)	(S)	(S)	(S)
Truck and water	(S)	(S)	(S)	(S)	(S)	(S)	(S)	(S)
Truck and pipeline	—	—	—	—	—	—	—	—
Rail and water	—	—	—	—	—	—	—	—
Inland water and Great Lakes	—	—	—	—	—	—	—	—
Inland water and deep sea	(S)	51.0	68.4	(S)	—	—	—	—
Other Modes								
Other and unknown modes	(S)	(S)	(S)	(S)	(S)	(S)	(S)	(S)
STCC 28, CHEMICALS OR ALLIED PRODUCTS								
Total	5.6	4.4	7.0	4.4	3.5	3.6	2.9	3.1
Single Modes								
Parcel, U.S. Postal Service, or courier	—	—	—	—	—	—	—	—
Private truck	7.1	3.3	3.2	3.1	7.0	8.6	6.3	3.1
For-hire truck	6.9	5.4	5.7	1.6	3.4	2.6	2.2	1.2
Air	(S)	55.5	(S)	(S)	(S)	(S)	(S)	(S)
Rail	23.3	31.1	35.2	12.9	12.1	13.4	17.0	8.6
Inland water	(S)	(S)	(S)	(S)	(D)	(D)	(D)	(D)
Great Lakes	—	—	—	—	—	—	—	—
Deep sea water	—	—	—	—	—	—	—	—
Pipeline	(D)	(D)	(D)	(D)	(S)	(S)	(S)	(S)

Table B-10. **Estimated Coefficients of Variation for Shipment Characteristics by Commodity and Mode of Transportation by Shipment Size for the United States: 1993—Con.**

STCC code, description, and mode of transportation	1,000 to 9,999 lb				10,000 to 49,999 lb			
	Value	Tons	Ton-miles	Average miles per shipment	Value	Tons	Ton-miles	Average miles per shipment
STCC 28, CHEMICALS OR ALLIED PRODUCTS—Con.								
Multiple Modes								
Private truck and for-hire truck	29.6	23.8	31.6	13.8	(S)	(S)	(S)	(S)
Truck and air	36.3	41.9	27.1	24.0	(S)	(S)	(S)	(S)
Truck and rail	45.0	38.4	31.0	17.4	36.9	29.1	33.2	6.5
Truck and water	39.0	(S)	(S)	(S)	23.2	25.2	32.7	12.0
Truck and pipeline	(D)	(D)	(D)	(D)	(D)	(D)	(D)	(D)
Rail and water	—	—	—	—	—	—	—	—
Inland water and Great Lakes	—	—	—	—	—	—	—	—
Inland water and deep sea	(S)	(S)	(S)	(S)	29.9	32.0	48.1	20.5
Other Modes								
Other and unknown modes	28.6	25.4	27.9	17.7	17.3	21.1	32.0	14.2
STCC 29, PETROLEUM OR COAL PRODUCTS								
Total	7.8	8.5	10.6	7.3	8.7	9.7	9.5	5.6
Single Modes								
Parcel, U.S. Postal Service, or courier	—	—	—	—	—	—	—	—
Private truck	7.8	5.7	7.1	3.3	5.8	5.3	4.1	3.7
For-hire truck	21.1	31.3	20.1	23.3	22.9	23.0	11.4	10.9
Air	(D)	(D)	(D)	(D)	—	—	—	—
Rail	(S)	(S)	(S)	(S)	49.2	40.9	47.9	22.9
Inland water	40.1	(S)	(S)	(S)	(S)	37.8	(S)	(S)
Great Lakes	—	—	—	—	—	—	—	—
Deep sea water	—	—	—	—	—	—	—	—
Pipeline	(D)	(D)	(D)	(D)	(S)	(S)	(S)	(S)
Multiple Modes								
Private truck and for-hire truck	(S)	49.5	49.6	(S)	46.9	45.3	(S)	(S)
Truck and air	(S)	47.8	42.8	37.7	—	—	—	—
Truck and rail	(S)	75.3	(S)	(S)	25.4	50.0	21.5	45.0
Truck and water	(S)	(S)	(S)	(S)	(S)	(S)	39.6	(S)
Truck and pipeline	—	—	—	—	(S)	(S)	(S)	(S)
Rail and water	—	—	—	—	—	—	—	—
Inland water and Great Lakes	—	—	—	—	(S)	(S)	(S)	(S)
Inland water and deep sea	(D)	(D)	(D)	(D)	34.4	35.6	41.7	24.2
Other Modes								
Other and unknown modes	29.3	30.7	29.2	36.2	23.9	34.3	47.0	20.3
STCC 30, RUBBER OR MISCELLANEOUS PLASTICS PRODUCTS								
Total	5.4	4.2	4.2	2.7	5.5	4.9	3.2	3.4
Single Modes								
Parcel, U.S. Postal Service, or courier	—	—	—	—	—	—	—	—
Private truck	4.3	4.6	7.6	4.1	15.9	13.1	9.0	7.2
For-hire truck	6.1	5.1	3.5	3.3	7.3	5.0	4.2	2.6
Air	(D)	(D)	(D)	(D)	—	—	—	—
Rail	(S)	35.8	31.4	13.0	13.9	14.4	16.0	3.9
Inland water	—	—	—	—	—	—	—	—
Great Lakes	—	—	—	—	—	—	—	—
Deep sea water	—	—	—	—	—	—	—	—
Pipeline	—	—	—	—	—	—	—	—
Multiple Modes								
Private truck and for-hire truck	30.4	35.5	29.4	49.3	(S)	(S)	(S)	(S)
Truck and air	15.4	17.8	24.9	6.4	(S)	(S)	(S)	(S)
Truck and rail	(S)	(S)	(S)	(S)	(S)	(S)	(S)	(S)
Truck and water	(S)	(S)	46.5	25.5	46.2	39.8	45.7	17.3
Truck and pipeline	—	—	—	—	—	—	—	—
Rail and water	—	—	—	—	—	—	—	—
Inland water and Great Lakes	—	—	—	—	—	—	—	—
Inland water and deep sea	(D)	(D)	(D)	(D)	49.0	34.6	49.2	26.7
Other Modes								
Other and unknown modes	11.5	7.8	14.6	12.2	14.2	12.6	15.9	9.5

Table B-10. **Estimated Coefficients of Variation for Shipment Characteristics by Commodity and Mode of Transportation by Shipment Size for the United States: 1993—Con.**

STCC code, description, and mode of transportation	1,000 to 9,999 lb				10,000 to 49,999 lb			
	Value	Tons	Ton-miles	Average miles per shipment	Value	Tons	Ton-miles	Average miles per shipment
STCC 31, LEATHER OR LEATHER PRODUCTS								
Total	17.3	13.9	21.4	8.2	12.7	12.0	14.9	9.1
Single Modes								
Parcel, U.S. Postal Service, or courier	—	—	—	—	—	—	—	—
Private truck	27.9	24.0	31.4	11.8	29.7	23.0	32.8	11.8
For-hire truck	19.2	15.2	16.2	7.1	18.1	15.8	22.1	9.6
Air	(S)	(S)	(S)	(S)	—	—	—	—
Rail	(S)	(S)	(S)	(S)	(S)	(S)	(S)	(S)
Inland water	—	—	—	—	—	—	—	—
Great Lakes	—	—	—	—	—	—	—	—
Deep sea water	—	—	—	—	—	—	—	—
Pipeline	—	—	—	—	—	—	—	—
Multiple Modes								
Private truck and for-hire truck	(S)	100.0	100.0	(S)	(S)	100.0	100.0	(S)
Truck and air	40.8	39.1	42.7	34.4	(S)	100.0	100.0	(S)
Truck and rail	100.0	100.0	100.0	(S)	(S)	(S)	(S)	(S)
Truck and water	(S)	(S)	(S)	(S)	(S)	58.5	67.3	(S)
Truck and pipeline	—	—	—	—	—	—	—	—
Rail and water	—	—	—	—	—	—	—	—
Inland water and Great Lakes	—	—	—	—	—	—	—	—
Inland water and deep sea	100.0	100.0	100.0	(S)	(S)	100.0	(S)	(S)
Other Modes								
Other and unknown modes	30.0	24.6	29.7	12.8	(S)	(S)	45.6	18.2
STCC 32, CLAY, CONCRETE, GLASS, OR STONE PRODUCTS								
Total	3.3	3.8	7.1	6.0	10.0	1.8	3.4	3.7
Single Modes								
Parcel, U.S. Postal Service, or courier	—	—	—	—	—	—	—	—
Private truck	4.7	4.3	5.8	6.4	19.1	2.3	7.7	7.3
For-hire truck	4.1	5.1	5.2	2.7	3.3	3.9	3.3	4.8
Air	(D)	(D)	(D)	(D)	—	—	—	—
Rail	(S)	49.0	(S)	(S)	12.0	8.4	13.0	7.4
Inland water	(S)	(S)	99.0	(S)	—	—	—	—
Great Lakes	—	—	—	—	—	—	—	—
Deep sea water	—	—	—	—	—	—	—	—
Pipeline	(D)	(D)	(D)	(D)	(S)	(S)	68.0	(S)
Multiple Modes								
Private truck and for-hire truck	(S)	43.7	(S)	(S)	40.3	31.5	37.8	17.2
Truck and air	(S)	40.3	(S)	(S)	(S)	(S)	47.5	28.0
Truck and rail	(D)	(D)	(D)	(D)	26.7	17.6	15.2	26.4
Truck and water	33.7	42.2	43.8	24.1	33.0	33.5	40.8	32.4
Truck and pipeline	—	—	—	—	—	—	—	—
Rail and water	—	—	—	—	—	—	—	—
Inland water and Great Lakes	—	—	—	—	—	—	—	—
Inland water and deep sea	(D)	(D)	(D)	(D)	33.8	29.7	32.5	18.6
Other Modes								
Other and unknown modes	10.9	15.4	(S)	(S)	13.5	13.6	18.6	19.7
STCC 33, PRIMARY METAL PRODUCTS								
Total	3.5	3.3	3.8	2.0	1.8	3.3	2.5	1.9
Single Modes								
Parcel, U.S. Postal Service, or courier	—	—	—	—	—	—	—	—
Private truck	4.1	2.6	7.4	5.7	3.7	4.9	6.3	5.3
For-hire truck	5.0	5.2	4.1	3.0	2.0	3.9	2.1	3.0
Air	40.6	39.2	32.8	22.1	—	—	—	—
Rail	31.9	19.1	35.3	20.4	11.6	18.9	18.0	12.6
Inland water	(S)	(S)	(S)	(S)	(S)	44.4	45.1	25.7
Great Lakes	—	—	—	—	—	—	—	—
Deep sea water	—	—	—	—	—	—	—	—
Pipeline	—	—	—	—	—	—	—	—
Multiple Modes								
Private truck and for-hire truck	30.7	19.8	32.8	24.1	22.1	20.4	47.3	21.3
Truck and air	23.7	12.5	15.2	7.1	(S)	(S)	(S)	(S)
Truck and rail	(S)	(S)	(S)	(S)	28.4	20.6	22.5	8.2
Truck and water	(S)	49.8	(S)	(S)	19.3	25.5	21.0	12.6
Truck and pipeline	—	—	—	—	—	—	—	—
Rail and water	—	—	—	—	—	—	—	—
Inland water and Great Lakes	—	—	—	—	—	—	—	—
Inland water and deep sea	43.6	42.8	44.2	23.7	(S)	(S)	48.5	36.5
Other Modes								
Other and unknown modes	10.0	9.9	13.1	16.7	9.4	15.8	8.5	19.2

Table B-10. **Estimated Coefficients of Variation for Shipment Characteristics by Commodity and Mode of Transportation by Shipment Size for the United States: 1993—Con.**

STCC code, description, and mode of transportation	1,000 to 9,999 lb				10,000 to 49,999 lb			
	Value	Tons	Ton-miles	Average miles per shipment	Value	Tons	Ton-miles	Average miles per shipment
STCC 34, FABRICATED METAL PRODUCTS								
Total	3.1	2.8	2.0	1.5	2.7	2.4	2.6	2.0
Single Modes								
Parcel, U.S. Postal Service, or courier	—	—	—	—	—	—	—	—
Private truck	5.2	4.3	4.4	2.2	3.0	5.4	4.5	5.5
For-hire truck	3.1	3.5	2.5	2.0	3.5	2.4	2.3	2.2
Air	(S)	54.8	78.7	(S)	—	—	—	—
Rail	44.8	46.9	49.1	29.4	12.8	18.7	14.0	14.1
Inland water	71.3	74.3	88.2	(S)	(S)	(S)	(S)	(S)
Great Lakes	—	—	—	—	—	—	—	—
Deep sea water	(D)	(D)	(D)	(D)	—	—	—	—
Pipeline	—	—	—	—	—	—	—	—
Multiple Modes								
Private truck and for-hire truck	15.9	17.4	22.7	18.3	49.7	(S)	(S)	(S)
Truck and air	16.9	9.0	12.4	6.9	(S)	(S)	(S)	(S)
Truck and rail	(D)	(D)	(D)	(D)	15.7	19.1	20.2	9.5
Truck and water	31.5	32.9	37.7	18.7	34.3	23.8	32.3	20.7
Truck and pipeline	—	—	—	—	—	—	—	—
Rail and water	—	—	—	—	—	—	—	—
Inland water and Great Lakes	—	—	—	—	—	—	—	—
Inland water and deep sea	(D)	(D)	(D)	(D)	39.1	(S)	(S)	(S)
Other Modes								
Other and unknown modes	6.8	9.7	11.7	6.7	9.9	12.8	12.9	9.6
STCC 35, MACHINERY, EXCLUDING ELECTRICAL								
Total	5.5	2.3	4.3	3.7	6.7	4.0	5.6	2.7
Single Modes								
Parcel, U.S. Postal Service, or courier	—	—	—	—	—	—	—	—
Private truck	5.4	6.8	8.5	6.5	7.2	7.6	14.8	9.8
For-hire truck	6.0	4.0	6.0	3.4	8.2	4.9	6.3	2.0
Air	47.7	49.5	(S)	(S)	(S)	100.0	100.0	(S)
Rail	25.1	43.8	36.8	16.5	49.1	28.3	21.7	7.5
Inland water	—	—	—	—	(S)	100.0	100.0	(S)
Great Lakes	—	—	—	—	—	—	—	—
Deep sea water	(S)	100.0	100.0	(S)	—	—	—	—
Pipeline	—	—	—	—	—	—	—	—
Multiple Modes								
Private truck and for-hire truck	45.6	31.3	28.3	(S)	(S)	(S)	(S)	(S)
Truck and air	34.9	17.8	32.2	7.6	(S)	(S)	(S)	(S)
Truck and rail	37.1	32.4	38.0	12.3	28.7	24.7	33.3	17.0
Truck and water	(S)	28.4	25.0	25.3	30.0	28.7	34.5	26.4
Truck and pipeline	—	—	—	—	—	—	—	—
Rail and water	—	—	—	—	—	—	—	—
Inland water and Great Lakes	—	—	—	—	—	—	—	—
Inland water and deep sea	34.5	49.4	45.7	20.8	(S)	(S)	(S)	(S)
Other Modes								
Other and unknown modes	11.0	4.8	6.4	6.3	13.1	13.7	10.6	17.8
STCC 36, ELECTRICAL MACHINERY, EQUIPMENT, OR SUPPLIES								
Total	7.0	3.7	5.2	3.0	5.1	4.9	7.9	3.0
Single Modes								
Parcel, U.S. Postal Service, or courier	—	—	—	—	—	—	—	—
Private truck	6.4	10.2	13.6	11.0	9.7	5.6	12.5	8.7
For-hire truck	8.7	5.0	5.9	1.9	5.8	5.6	6.5	3.4
Air	(S)	47.0	(S)	(S)	(S)	100.0	100.0	(S)
Rail	37.7	32.2	35.4	21.3	19.6	13.7	12.8	7.1
Inland water	—	—	—	—	—	—	—	—
Great Lakes	—	—	—	—	—	—	—	—
Deep sea water	—	—	—	—	—	—	—	—
Pipeline	—	—	—	—	—	—	—	—
Multiple Modes								
Private truck and for-hire truck	(D)	(D)	(D)	(D)	42.9	41.6	42.4	24.0
Truck and air	17.5	10.7	11.0	7.6	43.9	(S)	(S)	(S)
Truck and rail	30.7	32.6	26.8	15.9	38.0	44.9	(S)	(S)
Truck and water	28.2	49.1	30.8	46.4	45.0	38.8	(S)	(S)
Truck and pipeline	—	—	—	—	—	—	—	—
Rail and water	—	—	—	—	—	—	—	—
Inland water and Great Lakes	—	—	—	—	—	—	—	—
Inland water and deep sea	(D)	(D)	(D)	(D)	(S)	(S)	(S)	(S)
Other Modes								
Other and unknown modes	13.0	20.3	16.3	10.8	24.7	37.0	49.7	14.4

Table B-10. **Estimated Coefficients of Variation for Shipment Characteristics by Commodity and Mode of Transportation by Shipment Size for the United States: 1993—Con.**

STCC code, description, and mode of transportation	1,000 to 9,999 lb				10,000 to 49,999 lb			
	Value	Tons	Ton-miles	Average miles per shipment	Value	Tons	Ton-miles	Average miles per shipment
STCC 37, TRANSPORTATION EQUIPMENT								
Total	7.4	4.8	10.9	9.5	4.6	5.0	9.2	8.8
Single Modes								
Parcel, U.S. Postal Service, or courier	—	—	—	—	—	—	—	—
Private truck	12.6	9.4	6.6	7.0	11.5	9.2	6.2	10.3
For-hire truck	5.9	3.0	5.7	5.0	4.8	5.1	9.2	6.3
Air	48.2	42.9	(S)	(S)	—	—	—	—
Rail	22.5	29.6	28.9	14.0	30.3	32.0	34.7	6.1
Inland water	(D)	(D)	(D)	(D)	44.7	47.0	(S)	(S)
Great Lakes	—	—	—	—	—	—	—	—
Deep sea water	—	—	—	—	—	—	—	—
Pipeline	—	—	—	—	—	—	—	—
Multiple Modes								
Private truck and for-hire truck	(D)	(D)	(D)	(D)	(S)	44.4	41.9	15.2
Truck and air	34.8	22.4	14.4	16.7	35.0	36.7	33.4	25.5
Truck and rail	13.6	13.2	21.3	10.2	(S)	(S)	(S)	(S)
Truck and water	26.7	29.0	22.1	22.5	27.9	39.8	46.3	22.5
Truck and pipeline	—	—	—	—	—	—	—	—
Rail and water	—	—	—	—	—	—	—	—
Inland water and Great Lakes	—	—	—	—	—	—	—	—
Inland water and deep sea	41.8	(S)	(S)	(S)	(S)	(S)	(S)	(S)
Other Modes								
Other and unknown modes	25.0	17.2	19.8	36.9	17.7	10.5	14.8	13.0
STCC 38, INSTRUMENTS, PHOTOGRAPHIC GOODS, OPTICAL GOODS, WATCHES, OR CLOCKS								
Total	17.3	18.9	16.9	11.5	25.7	20.2	29.7	10.4
Single Modes								
Parcel, U.S. Postal Service, or courier	—	—	—	—	—	—	—	—
Private truck	17.9	16.4	16.5	26.3	22.0	17.4	23.0	21.7
For-hire truck	21.1	25.8	20.4	17.2	27.1	22.2	32.7	8.4
Air	(S)	(S)	70.6	(S)	—	—	—	—
Rail	(S)	(S)	45.3	33.4	(S)	48.8	(S)	(S)
Inland water	—	—	—	—	—	—	—	—
Great Lakes	—	—	—	—	—	—	—	—
Deep sea water	—	—	—	—	—	—	—	—
Pipeline	—	—	—	—	—	—	—	—
Multiple Modes								
Private truck and for-hire truck	—	—	—	—	—	—	—	—
Truck and air	22.0	37.7	30.0	16.0	(S)	(S)	(S)	(S)
Truck and rail	(S)	39.6	43.1	22.8	(S)	(S)	(S)	(S)
Truck and water	(S)	71.1	(S)	(S)	(S)	(S)	(S)	(S)
Truck and pipeline	—	—	—	—	—	—	—	—
Rail and water	—	—	—	—	—	—	—	—
Inland water and Great Lakes	—	—	—	—	—	—	—	—
Inland water and deep sea	(S)	68.8	(S)	(S)	—	—	—	—
Other Modes								
Other and unknown modes	19.8	13.1	22.1	15.8	(S)	(S)	(S)	(S)
STCC 39, MISCELLANEOUS PRODUCTS OF MANUFACTURING								
Total	7.5	7.2	6.9	2.5	26.2	16.5	10.7	5.2
Single Modes								
Parcel, U.S. Postal Service, or courier	—	—	—	—	—	—	—	—
Private truck	11.1	5.4	11.4	17.5	11.7	12.7	8.5	7.3
For-hire truck	11.6	12.1	8.6	4.2	23.7	15.5	9.4	6.8
Air	(S)	(S)	(S)	(S)	(S)	(S)	(S)	(S)
Rail	29.9	41.0	41.3	22.5	33.1	40.7	40.2	14.1
Inland water	—	—	—	—	(D)	(D)	(D)	(D)
Great Lakes	—	—	—	—	—	—	—	—
Deep sea water	—	—	—	—	—	—	—	—
Pipeline	—	—	—	—	—	—	—	—
Multiple Modes								
Private truck and for-hire truck	(S)	47.3	(S)	(S)	(S)	(S)	(S)	(S)
Truck and air	42.6	(S)	(S)	(S)	(S)	(S)	43.4	29.0
Truck and rail	39.9	37.9	43.2	22.7	34.7	36.0	34.8	21.1
Truck and water	(S)	(S)	(S)	(S)	(D)	(D)	(D)	(D)
Truck and pipeline	—	—	—	—	—	—	—	—
Rail and water	—	—	—	—	—	—	—	—
Inland water and Great Lakes	—	—	—	—	—	—	—	—
Inland water and deep sea	(S)	(S)	(S)	(S)	(S)	(S)	(S)	(S)

Table B-10. **Estimated Coefficients of Variation for Shipment Characteristics by Commodity and Mode of Transportation by Shipment Size for the United States: 1993—Con.**

STCC code, description, and mode of transportation	1,000 to 9,999 lb				10,000 to 49,999 lb			
	Value	Tons	Ton-miles	Average miles per shipment	Value	Tons	Ton-miles	Average miles per shipment
STCC 39, MISCELLANEOUS PRODUCTS OF MANUFACTURING—Con.								
Other Modes								
Other and unknown modes	22.5	12.8	13.0	14.3	22.1	35.1	35.3	20.3
STCC 40, WASTE OR SCRAP MATERIALS								
Total	17.3	15.2	17.9	14.4	8.4	8.0	5.8	5.3
Single Modes								
Parcel, U.S. Postal Service, or courier	—	—	—	—	—	—	—	—
Private truck	23.3	17.4	24.7	25.3	17.0	7.9	6.3	5.8
For-hire truck	18.8	15.0	14.9	9.5	11.9	14.4	9.1	7.1
Air	—	—	—	—	—	—	—	—
Rail	44.1	39.6	49.9	28.3	36.0	20.0	31.1	17.9
Inland water	(D)	(D)	(D)	(D)	(D)	(D)	(D)	(D)
Great Lakes	—	—	—	—	—	—	—	—
Deep sea water	—	—	—	—	—	—	—	—
Pipeline	—	—	—	—	—	—	—	—
Multiple Modes								
Private truck and for-hire truck	48.3	39.3	60.2	(S)	25.8	21.4	27.8	16.9
Truck and air	—	—	—	—	70.5	(S)	(S)	(S)
Truck and rail	(D)	(D)	(D)	(D)	10.5	25.3	25.9	6.6
Truck and water	(S)	100.0	(S)	(S)	47.0	35.9	(S)	(S)
Truck and pipeline	—	—	—	—	—	—	—	—
Rail and water	—	—	—	—	—	—	—	—
Inland water and Great Lakes	—	—	—	—	—	—	—	—
Inland water and deep sea	(D)	(D)	(D)	(D)	(D)	(D)	(D)	(D)
Other Modes								
Other and unknown modes	39.8	28.8	37.5	24.7	27.0	28.1	47.2	21.7
STCC 41, MISCELLANEOUS FREIGHT SHIPMENT								
Total	15.1	13.7	16.9	14.2	12.0	16.3	12.4	5.7
Single Modes								
Parcel, U.S. Postal Service, or courier	—	—	—	—	—	—	—	—
Private truck	12.0	15.6	12.6	12.1	14.2	18.5	13.7	5.6
For-hire truck	18.1	17.6	17.7	19.4	22.5	16.2	20.4	13.0
Air	—	—	—	—	—	—	—	—
Rail	—	—	—	—	—	—	—	—
Inland water	—	—	—	—	—	—	—	—
Great Lakes	—	—	—	—	—	—	—	—
Deep sea water	—	—	—	—	—	—	—	—
Pipeline	—	—	—	—	—	—	—	—
Multiple Modes								
Private truck and for-hire truck	(D)	(D)	(D)	(D)	—	—	—	—
Truck and air	(S)	(S)	(S)	(S)	—	—	—	—
Truck and rail	(S)	89.5	90.6	(S)	29.7	39.9	40.5	22.7
Truck and water	(S)	(S)	(S)	(S)	(S)	(S)	(S)	(S)
Truck and pipeline	—	—	—	—	—	—	—	—
Rail and water	—	—	—	—	—	—	—	—
Inland water and Great Lakes	—	—	—	—	—	—	—	—
Inland water and deep sea	(D)	(D)	(D)	(D)	—	—	—	—
Other Modes								
Other and unknown modes	45.2	(S)	42.5	(S)	45.0	45.2	42.7	(S)
STCC 42, CONTAINERS, CARRIERS OR DEVICES, SHIPPING, RETURNED EMPTY								
Total	25.1	27.9	19.5	23.8	31.5	20.9	35.3	14.0
Single Modes								
Parcel, U.S. Postal Service, or courier	—	—	—	—	—	—	—	—
Private truck	(S)	(S)	37.3	36.7	9.2	25.3	14.4	27.1
For-hire truck	40.0	35.7	26.1	15.5	15.5	19.1	21.2	16.6
Air	—	—	—	—	—	—	—	—
Rail	(D)	(D)	(D)	(D)	(S)	(S)	(S)	(S)
Inland water	(D)	(D)	(D)	(D)	—	—	—	—
Great Lakes	—	—	—	—	—	—	—	—
Deep sea water	—	—	—	—	—	—	—	—
Pipeline	—	—	—	—	—	—	—	—

Table B-10. **Estimated Coefficients of Variation for Shipment Characteristics by Commodity and Mode of Transportation by Shipment Size for the United States: 1993—Con.**

STCC code, description, and mode of transportation	1,000 to 9,999 lb				10,000 to 49,999 lb			
	Value	Tons	Ton-miles	Average miles per shipment	Value	Tons	Ton-miles	Average miles per shipment
STCC 42, CONTAINERS, CARRIERS OR DEVICES, SHIPPING, RETURNED EMPTY—Con.								
Multiple Modes								
Private truck and for-hire truck	—	—	—	—	—	—	—	—
Truck and air	—	—	—	—	—	—	—	—
Truck and rail	—	—	—	—	—	—	—	—
Truck and water	(D)	(D)	(D)	(D)	—	—	—	—
Truck and pipeline	—	—	—	—	—	—	—	—
Rail and water	—	—	—	—	—	—	—	—
Inland water and Great Lakes	—	—	—	—	—	—	—	—
Inland water and deep sea	—	—	—	—	—	—	—	—
Other Modes								
Other and unknown modes	(D)	(D)	(D)	(D)	(S)	(S)	67.4	(S)
STCC 48, WASTE HAZARDOUS MATERIALS OR WASTE HAZARDOUS SUBSTANCES								
Total	(S)	(S)	27.0	(S)	24.2	19.5	19.5	20.1
Single Modes								
Parcel, U.S. Postal Service, or courier	—	—	—	—	—	—	—	—
Private truck	(S)	(S)	36.0	(S)	24.2	31.1	31.7	20.7
For-hire truck	30.7	27.8	25.1	19.1	32.4	26.3	22.9	16.7
Air	—	—	—	—	—	—	—	—
Rail	(D)	(D)	(D)	(D)	(D)	(D)	(D)	(D)
Inland water	—	—	—	—	—	—	—	—
Great Lakes	—	—	—	—	—	—	—	—
Deep sea water	—	—	—	—	—	—	—	—
Pipeline	—	—	—	—	—	—	—	—
Multiple Modes								
Private truck and for-hire truck	—	—	—	—	(D)	(D)	(D)	(D)
Truck and air	—	—	—	—	—	—	—	—
Truck and rail	(D)	(D)	(D)	(D)	(D)	(D)	(D)	(D)
Truck and water	—	—	—	—	—	—	—	—
Truck and pipeline	—	—	—	—	—	—	—	—
Rail and water	—	—	—	—	—	—	—	—
Inland water and Great Lakes	—	—	—	—	—	—	—	—
Inland water and deep sea	—	—	—	—	—	—	—	—
Other Modes								
Other and unknown modes	(D)	(D)	(D)	(D)	(D)	(D)	(D)	(D)
COMMODITY UNKNOWN								
Total	13.1	10.4	20.1	7.5	21.6	19.8	30.0	12.5
Single Modes								
Parcel, U.S. Postal Service, or courier	—	—	—	—	—	—	—	—
Private truck	18.1	14.7	18.9	10.1	20.0	24.7	(S)	(S)
For-hire truck	23.4	16.8	37.2	9.6	37.5	23.3	16.6	9.0
Air	100.0	100.0	100.0	(S)	—	—	—	—
Rail	(S)	(S)	(S)	(S)	(S)	(S)	(S)	(S)
Inland water	(D)	(D)	(D)	(D)	(D)	(D)	(D)	(D)
Great Lakes	—	—	—	—	—	—	—	—
Deep sea water	—	—	—	—	—	—	—	—
Pipeline	—	—	—	—	—	—	—	—
Multiple Modes								
Private truck and for-hire truck	(D)	(D)	(D)	(D)	(D)	(D)	(D)	(D)
Truck and air	45.4	38.1	39.7	19.7	—	—	—	—
Truck and rail	(S)	(S)	(S)	(S)	(S)	(S)	(S)	(S)
Truck and water	(D)	(D)	(D)	(D)	(D)	(D)	(D)	(D)
Truck and pipeline	—	—	—	—	—	—	—	—
Rail and water	—	—	—	—	—	—	—	—
Inland water and Great Lakes	—	—	—	—	—	—	—	—
Inland water and deep sea	(D)	(D)	(D)	(D)	(D)	(D)	(D)	(D)
Other Modes								
Other and unknown modes	37.7	43.4	42.0	19.8	40.0	40.7	36.0	(S)

Table B-10. **Estimated Coefficients of Variation for Shipment Characteristics by Commodity and Mode of Transportation by Shipment Size for the United States: 1993—Con.**

STCC code, description, and mode of transportation	50,000 to 99,999 lb				100,000 lb or more			
	Value	Tons	Ton-miles	Average miles per shipment	Value	Tons	Ton-miles	Average miles per shipment
ALL COMMODITIES								
Total	4.1	2.8	2.2	2.4	5.3	3.7	5.5	2.7
Single Modes								
Parcel, U.S. Postal Service, or courier	—	—	—	—	—	—	—	—
Private truck	8.3	3.8	5.1	3.4	49.9	6.9	12.7	6.3
For-hire truck	5.5	5.8	3.2	4.6	17.9	7.6	23.8	14.5
Air	—	—	—	—	(S)	100.0	100.0	(S)
Rail	9.5	5.5	8.0	4.4	3.0	5.2	5.7	2.6
Inland water	19.7	29.7	(S)	(S)	6.1	6.3	10.8	10.8
Great Lakes	—	—	—	—	49.4	18.6	21.0	15.2
Deep sea water	(D)	(D)	(D)	(D)	(D)	(D)	(D)	(D)
Pipeline	(S)	(S)	(S)	(S)	(S)	(S)	(S)	(S)
Multiple Modes								
Private truck and for-hire truck	(S)	28.8	36.4	14.0	22.8	28.9	31.1	25.7
Truck and air	(S)	(S)	(S)	(S)	(S)	(S)	(S)	(S)
Truck and rail	15.4	10.2	11.9	11.9	35.5	14.0	9.5	12.1
Truck and water	16.6	27.8	19.0	40.1	24.3	14.4	16.3	9.0
Truck and pipeline	(S)	(S)	(S)	(S)	—	—	—	—
Rail and water	(D)	(D)	(D)	(D)	25.7	17.1	20.0	7.5
Inland water and Great Lakes	(D)	(D)	(D)	(D)	(D)	(D)	(D)	(D)
Inland water and deep sea	(S)	25.3	42.0	20.8	16.0	22.6	14.1	16.9
Other Modes								
Other and unknown modes	21.1	16.3	31.3	15.2	11.8	11.7	16.4	17.7
STCC 01, FARM PRODUCTS								
Total	2.7	3.3	6.6	5.4	6.6	8.3	12.5	7.0
Single Modes								
Parcel, U.S. Postal Service, or courier	—	—	—	—	—	—	—	—
Private truck	6.6	5.9	15.2	12.2	27.5	26.1	(S)	(S)
For-hire truck	3.6	3.1	6.7	6.2	21.1	18.4	27.2	10.6
Air	—	—	—	—	—	—	—	—
Rail	15.9	11.9	19.0	20.8	10.5	11.5	13.2	7.2
Inland water	(S)	(S)	(S)	(S)	16.1	15.9	21.7	6.6
Great Lakes	—	—	—	—	(S)	(S)	(S)	(S)
Deep sea water	—	—	—	—	—	—	—	—
Pipeline	—	—	—	—	—	—	—	—
Multiple Modes								
Private truck and for-hire truck	48.5	45.4	(S)	(S)	(S)	(S)	(S)	(S)
Truck and air	(D)	(D)	(D)	(D)	—	—	—	—
Truck and rail	(D)	(D)	(D)	(D)	40.8	46.6	(S)	(S)
Truck and water	47.8	(S)	45.4	(S)	(S)	(S)	(S)	(S)
Truck and pipeline	—	—	—	—	—	—	—	—
Rail and water	—	—	—	—	(S)	(S)	(S)	(S)
Inland water and Great Lakes	—	—	—	—	(S)	(S)	(S)	(S)
Inland water and deep sea	—	—	—	—	(S)	(S)	(S)	(S)
Other Modes								
Other and unknown modes	21.9	35.3	(S)	(S)	17.1	18.9	(S)	(S)
STCC 08, FOREST PRODUCTS								
Total	18.7	16.2	15.6	9.5	31.9	35.2	48.6	(S)
Single Modes								
Parcel, U.S. Postal Service, or courier	—	—	—	—	—	—	—	—
Private truck	18.1	22.4	15.4	16.7	(S)	(S)	(S)	(S)
For-hire truck	25.6	24.0	22.5	13.3	45.2	42.6	(S)	(S)
Air	—	—	—	—	—	—	—	—
Rail	(S)	(S)	(S)	(S)	(S)	45.0	46.9	23.2
Inland water	—	—	—	—	—	—	—	—
Great Lakes	—	—	—	—	—	—	—	—
Deep sea water	—	—	—	—	—	—	—	—
Pipeline	—	—	—	—	—	—	—	—
Multiple Modes								
Private truck and for-hire truck	100.0	(S)	(S)	(S)	—	—	—	—
Truck and air	—	—	—	—	—	—	—	—
Truck and rail	—	—	—	—	—	—	—	—
Truck and water	—	—	—	—	—	—	—	—
Truck and pipeline	—	—	—	—	—	—	—	—
Rail and water	—	—	—	—	—	—	—	—
Inland water and Great Lakes	—	—	—	—	—	—	—	—
Inland water and deep sea	—	—	—	—	—	—	—	—
Other Modes								
Other and unknown modes	(S)	(S)	(S)	(S)	(S)	(S)	(S)	(S)

Table B-10. **Estimated Coefficients of Variation for Shipment Characteristics by Commodity and Mode of Transportation by Shipment Size for the United States: 1993—Con.**

STCC code, description, and mode of transportation	50,000 to 99,999 lb				100,000 lb or more			
	Value	Tons	Ton-miles	Average miles per shipment	Value	Tons	Ton-miles	Average miles per shipment
STCC 09, FRESH FISH OR OTHER MARINE PRODUCTS								
Total	35.4	35.4	34.9	19.0	42.8	33.5	37.0	23.4
Single Modes								
Parcel, U.S. Postal Service, or courier	-	-	-	-	-	-	-	-
Private truck	45.5	(S)	44.6	(S)	(S)	(S)	(S)	(S)
For-hire truck	34.3	36.6	37.5	22.0	(S)	(S)	(S)	(S)
Air	-	-	-	-	-	-	-	-
Rail	-	-	-	-	(S)	(S)	(S)	(S)
Inland water	-	-	-	-	(S)	(S)	(S)	(S)
Great Lakes	-	-	-	-	-	-	-	-
Deep sea water	(D)	(D)	(D)	(D)	(D)	(D)	(D)	(D)
Pipeline	-	-	-	-	-	-	-	-
Multiple Modes								
Private truck and for-hire truck	-	-	-	-	-	-	-	-
Truck and air	-	-	-	-	-	-	-	-
Truck and rail	-	-	-	-	(D)	(D)	(D)	(D)
Truck and water	(D)	(D)	(D)	(D)	-	-	-	-
Truck and pipeline	-	-	-	-	-	-	-	-
Rail and water	-	-	-	-	-	-	-	-
Inland water and Great Lakes	-	-	-	-	-	-	-	-
Inland water and deep sea	(D)	(D)	(D)	(D)	(D)	(D)	(D)	(D)
Other Modes								
Other and unknown modes	(S)	(S)	(S)	(S)	39.1	35.1	(S)	(S)
STCC 10, METALLIC ORES								
Total	34.9	35.5	24.3	34.4	12.3	25.5	28.9	9.7
Single Modes								
Parcel, U.S. Postal Service, or courier	-	-	-	-	-	-	-	-
Private truck	24.3	40.0	(S)	(S)	(D)	(D)	(D)	(D)
For-hire truck	30.2	36.0	25.4	(S)	(S)	38.7	32.3	20.9
Air	-	-	-	-	-	-	-	-
Rail	(S)	(S)	93.3	(S)	17.5	23.6	29.6	11.1
Inland water	(D)	(D)	(D)	(D)	(S)	(S)	(S)	(S)
Great Lakes	-	-	-	-	(S)	(S)	(S)	(S)
Deep sea water	-	-	-	-	-	-	-	-
Pipeline	-	-	-	-	-	-	-	-
Multiple Modes								
Private truck and for-hire truck	-	-	-	-	-	-	-	-
Truck and air	-	-	-	-	-	-	-	-
Truck and rail	-	-	-	-	(D)	(D)	(D)	(D)
Truck and water	(D)	(D)	(D)	(D)	(D)	(D)	(D)	(D)
Truck and pipeline	-	-	-	-	-	-	-	-
Rail and water	-	-	-	-	(S)	(S)	(S)	(S)
Inland water and Great Lakes	-	-	-	-	(D)	(D)	(D)	(D)
Inland water and deep sea	-	-	-	-	(D)	(D)	(D)	(D)
Other Modes								
Other and unknown modes	(D)	(D)	(D)	(D)	(D)	(D)	(D)	(D)
STCC 11, COAL								
Total	18.4	36.9	18.6	20.5	6.9	5.9	8.3	10.4
Single Modes								
Parcel, U.S. Postal Service, or courier	-	-	-	-	-	-	-	-
Private truck	29.0	28.7	49.3	16.2	24.5	20.0	27.9	48.8
For-hire truck	19.7	41.1	15.6	24.6	27.1	25.4	22.6	26.6
Air	-	-	-	-	-	-	-	-
Rail	(S)	(S)	(S)	(S)	(D)	(D)	(D)	(D)
Inland water	(D)	(D)	(D)	(D)	(D)	(D)	(D)	(D)
Great Lakes	-	-	-	-	-	-	-	-
Deep sea water	-	-	-	-	-	-	-	-
Pipeline	-	-	-	-	-	-	-	-
Multiple Modes								
Private truck and for-hire truck	(D)	(D)	(D)	(D)	(S)	(S)	(S)	(S)
Truck and air	-	-	-	-	-	-	-	-
Truck and rail	38.9	40.1	35.0	(S)	28.2	21.0	18.7	45.9
Truck and water	(D)	(D)	(D)	(D)	10.3	10.9	16.6	11.3
Truck and pipeline	-	-	-	-	-	-	-	-
Rail and water	(D)	(D)	(D)	(D)	19.7	22.3	31.6	15.4
Inland water and Great Lakes	-	-	-	-	(D)	(D)	(D)	(D)
Inland water and deep sea	-	-	-	-	35.7	37.4	35.5	21.2
Other Modes								
Other and unknown modes	(S)	(S)	(S)	(S)	8.6	10.5	23.8	31.0

Table B-10. **Estimated Coefficients of Variation for Shipment Characteristics by Commodity and Mode of Transportation by Shipment Size for the United States: 1993—Con.**

STCC code, description, and mode of transportation	50,000 to 99,999 lb				100,000 lb or more			
	Value	Tons	Ton-miles	Average miles per shipment	Value	Tons	Ton-miles	Average miles per shipment
STCC 13, CRUDE PETROLEUM, NATURAL GAS, OR GASOLINE								
Total	(S)	(S)	(S)	(S)	(S)	(S)	(S)	(S)
Single Modes								
Parcel, U.S. Postal Service, or courier	—	—	—	—	—	—	—	—
Private truck	(S)	(S)	(S)	(S)	(S)	(S)	(S)	(S)
For-hire truck	(S)	(S)	(S)	(S)	(S)	(S)	(S)	(S)
Air	—	—	—	—	—	—	—	—
Rail	—	—	—	—	(S)	(S)	(S)	(S)
Inland water	—	—	—	—	(D)	(D)	(D)	(D)
Great Lakes	—	—	—	—	—	—	—	—
Deep sea water	—	—	—	—	—	—	—	—
Pipeline	(S)	(S)	(S)	(S)	(D)	(D)	(D)	(D)
Multiple Modes								
Private truck and for-hire truck	—	—	—	—	—	—	—	—
Truck and air	—	—	—	—	—	—	—	—
Truck and rail	—	—	—	—	—	—	—	—
Truck and water	(S)	(S)	(S)	(S)	(D)	(D)	(D)	(D)
Truck and pipeline	—	—	—	—	—	—	—	—
Rail and water	—	—	—	—	—	—	—	—
Inland water and Great Lakes	—	—	—	—	—	—	—	—
Inland water and deep sea	—	—	—	—	(D)	(D)	(D)	(D)
Other Modes								
Other and unknown modes	(S)	(S)	(S)	(S)	(S)	(S)	(S)	(S)
STCC 14, NONMETALLIC MINERALS								
Total	5.6	5.0	4.9	6.6	11.0	7.7	11.9	11.2
Single Modes								
Parcel, U.S. Postal Service, or courier	—	—	—	—	—	—	—	—
Private truck	6.9	7.1	7.1	5.4	13.3	10.0	11.0	13.5
For-hire truck	6.3	3.2	3.9	3.3	17.0	6.6	22.4	17.4
Air	—	—	—	—	—	—	—	—
Rail	28.7	26.6	23.6	27.8	12.3	13.9	8.5	6.0
Inland water	97.3	(S)	70.2	(S)	34.2	26.0	45.0	30.8
Great Lakes	—	—	—	—	(D)	(D)	(D)	(D)
Deep sea water	—	—	—	—	—	—	—	—
Pipeline	—	—	—	—	—	—	—	—
Multiple Modes								
Private truck and for-hire truck	26.5	23.6	20.3	13.8	(D)	(D)	(D)	(D)
Truck and air	—	—	—	—	(D)	(D)	(D)	(D)
Truck and rail	(S)	35.0	(S)	(S)	(D)	(D)	(D)	(D)
Truck and water	—	—	—	—	27.8	29.2	29.8	16.3
Truck and pipeline	—	—	—	—	—	—	—	—
Rail and water	—	—	—	—	(D)	(D)	(D)	(D)
Inland water and Great Lakes	—	—	—	—	(D)	(D)	(D)	(D)
Inland water and deep sea	—	—	—	—	(S)	(S)	(S)	(S)
Other Modes								
Other and unknown modes	21.4	26.3	(S)	(S)	20.2	20.2	46.2	45.0
STCC 19, ORDNANCE OR ACCESSORIES								
Total	34.1	23.6	27.4	18.5	42.3	33.9	41.9	21.7
Single Modes								
Parcel, U.S. Postal Service, or courier	—	—	—	—	—	—	—	—
Private truck	(D)	(D)	(D)	(D)	(S)	(S)	(S)	(S)
For-hire truck	(S)	36.6	(S)	(S)	(S)	(S)	(S)	(S)
Air	—	—	—	—	—	—	—	—
Rail	45.8	36.3	37.9	17.5	(D)	(D)	(D)	(D)
Inland water	—	—	—	—	—	—	—	—
Great Lakes	—	—	—	—	—	—	—	—
Deep sea water	—	—	—	—	—	—	—	—
Pipeline	—	—	—	—	—	—	—	—
Multiple Modes								
Private truck and for-hire truck	—	—	—	—	—	—	—	—
Truck and air	—	—	—	—	—	—	—	—
Truck and rail	—	—	—	—	—	—	—	—
Truck and water	—	—	—	—	(D)	(D)	(D)	(D)
Truck and pipeline	—	—	—	—	—	—	—	—
Rail and water	—	—	—	—	—	—	—	—
Inland water and Great Lakes	—	—	—	—	—	—	—	—
Inland water and deep sea	—	—	—	—	—	—	—	—
Other Modes								
Other and unknown modes	(D)	(D)	(D)	(D)	(S)	(S)	(S)	(S)

Table B-10. **Estimated Coefficients of Variation for Shipment Characteristics by Commodity and Mode of Transportation by Shipment Size for the United States: 1993—Con.**

STCC code, description, and mode of transportation	50,000 to 99,999 lb				100,000 lb or more			
	Value	Tons	Ton-miles	Average miles per shipment	Value	Tons	Ton-miles	Average miles per shipment
STCC 20, FOOD OR KINDRED PRODUCTS								
Total	3.5	3.7	5.3	5.7	6.5	4.8	5.6	2.8
Single Modes								
Parcel, U.S. Postal Service, or courier	—	—	—	—	—	—	—	—
Private truck	4.7	6.7	6.2	4.3	13.5	13.5	21.6	10.1
For-hire truck	9.5	8.6	11.5	6.1	32.1	21.9	28.1	13.6
Air	—	—	—	—	—	—	—	—
Rail	11.1	7.6	8.4	4.8	(D)	(D)	(D)	(D)
Inland water	—	—	—	—	29.1	27.3	44.9	14.4
Great Lakes	—	—	—	—	—	—	—	—
Deep sea water	—	—	—	—	—	—	—	—
Pipeline	—	—	—	—	—	—	—	—
Multiple Modes								
Private truck and for-hire truck	(S)	(S)	(S)	(S)	(S)	(S)	100.0	(S)
Truck and air	(S)	(S)	(S)	(S)	(D)	(D)	(D)	(D)
Truck and rail	45.0	(S)	(S)	(S)	30.4	38.9	49.4	18.3
Truck and water	36.4	36.4	38.1	12.4	39.4	42.2	43.4	(S)
Truck and pipeline	—	—	—	—	—	—	—	—
Rail and water	—	—	—	—	(S)	(S)	(S)	(S)
Inland water and Great Lakes	—	—	—	—	(D)	(D)	(D)	(D)
Inland water and deep sea	(S)	45.8	(S)	(S)	37.3	40.6	37.5	27.6
Other Modes								
Other and unknown modes	29.1	34.8	37.6	22.4	22.3	26.8	(S)	(S)
STCC 21, TOBACCO PRODUCTS, EXCLUDING INSECTICIDES								
Total	41.0	(S)	37.1	42.5	39.4	29.8	43.6	16.6
Single Modes								
Parcel, U.S. Postal Service, or courier	—	—	—	—	—	—	—	—
Private truck	(D)	(D)	(D)	(D)	(D)	(D)	(D)	(D)
For-hire truck	(D)	(D)	(D)	(D)	(D)	(D)	(D)	(D)
Air	—	—	—	—	—	—	—	—
Rail	—	—	—	—	—	—	—	—
Inland water	—	—	—	—	—	—	—	—
Great Lakes	—	—	—	—	—	—	—	—
Deep sea water	—	—	—	—	—	—	—	—
Pipeline	—	—	—	—	—	—	—	—
Multiple Modes								
Private truck and for-hire truck	100.0	100.0	100.0	(S)	—	—	—	—
Truck and air	—	—	—	—	(S)	(S)	(S)	(S)
Truck and rail	—	—	—	—	(D)	(D)	(D)	(D)
Truck and water	—	—	—	—	—	—	—	—
Truck and pipeline	—	—	—	—	—	—	—	—
Rail and water	—	—	—	—	—	—	—	—
Inland water and Great Lakes	—	—	—	—	—	—	—	—
Inland water and deep sea	—	—	—	—	—	—	—	—
Other Modes								
Other and unknown modes	—	—	—	—	—	—	—	—
STCC 22, TEXTILE MILL PRODUCTS								
Total	30.8	31.7	25.1	18.1	(S)	39.1	46.2	27.8
Single Modes								
Parcel, U.S. Postal Service, or courier	—	—	—	—	—	—	—	—
Private truck	27.6	32.0	39.3	21.5	(S)	34.0	45.4	26.0
For-hire truck	(S)	50.0	35.5	32.7	(S)	47.3	(S)	(S)
Air	—	—	—	—	—	—	—	—
Rail	(S)	(S)	48.5	23.5	(S)	(S)	(S)	(S)
Inland water	—	—	—	—	—	—	—	—
Great Lakes	—	—	—	—	—	—	—	—
Deep sea water	—	—	—	—	—	—	—	—
Pipeline	—	—	—	—	—	—	—	—
Multiple Modes								
Private truck and for-hire truck	(S)	(S)	(S)	(S)	(S)	(S)	(S)	(S)
Truck and air	—	—	—	—	—	—	—	—
Truck and rail	100.0	100.0	(S)	(S)	—	—	—	—
Truck and water	—	—	—	—	—	—	—	—
Truck and pipeline	—	—	—	—	—	—	—	—
Rail and water	—	—	—	—	—	—	—	—
Inland water and Great Lakes	—	—	—	—	—	—	—	—
Inland water and deep sea	—	—	—	—	—	—	—	—
Other Modes								
Other and unknown modes	(S)	(S)	(S)	(S)	(S)	(S)	(S)	(S)

Table B-10. **Estimated Coefficients of Variation for Shipment Characteristics by Commodity and Mode of Transportation by Shipment Size for the United States: 1993—Con.**

STCC code, description, and mode of transportation	50,000 to 99,999 lb				100,000 lb or more			
	Value	Tons	Ton-miles	Average miles per shipment	Value	Tons	Ton-miles	Average miles per shipment
STCC 23, APPAREL OR OTHER FINISHED TEXTILE PRODUCTS								
Total	39.7	30.8	(S)	(S)	(S)	48.0	(S)	(S)
Single Modes								
Parcel, U.S. Postal Service, or courier	—	—	—	—	—	—	—	—
Private truck	28.2	34.6	(S)	(S)	(D)	(D)	(D)	(D)
For-hire truck	45.0	37.1	(S)	(S)	32.7	37.1	(S)	(S)
Air	—	—	—	—	—	—	—	—
Rail	46.5	41.8	44.0	24.0	—	—	—	—
Inland water	—	—	—	—	—	—	—	—
Great Lakes	—	—	—	—	—	—	—	—
Deep sea water	—	—	—	—	—	—	—	—
Pipeline	—	—	—	—	—	—	—	—
Multiple Modes								
Private truck and for-hire truck	—	—	—	—	—	—	—	—
Truck and air	—	—	—	—	—	—	—	—
Truck and rail	(S)	100.0	100.0	(S)	—	—	—	—
Truck and water	—	—	—	—	—	—	—	—
Truck and pipeline	—	—	—	—	—	—	—	—
Rail and water	—	—	—	—	—	—	—	—
Inland water and Great Lakes	—	—	—	—	—	—	—	—
Inland water and deep sea	—	—	—	—	—	—	—	—
Other Modes								
Other and unknown modes	(S)	(S)	(S)	(S)	—	—	—	—
STCC 24, LUMBER OR WOOD PRODUCTS, EXCLUDING FURNITURE								
Total	4.6	5.2	4.6	3.1	5.9	14.2	22.2	7.5
Single Modes								
Parcel, U.S. Postal Service, or courier	—	—	—	—	—	—	—	—
Private truck	5.0	6.6	4.9	5.1	10.5	10.3	10.2	12.0
For-hire truck	7.5	4.9	5.8	3.6	19.7	35.2	(S)	(S)
Air	—	—	—	—	—	—	—	—
Rail	13.4	22.6	14.2	17.0	5.8	10.2	6.8	6.4
Inland water	(D)	(D)	(D)	(D)	(S)	(S)	(S)	(S)
Great Lakes	—	—	—	—	—	—	—	—
Deep sea water	—	—	—	—	—	—	—	—
Pipeline	—	—	—	—	—	—	—	—
Multiple Modes								
Private truck and for-hire truck	(D)	(D)	(D)	(D)	(S)	(S)	(S)	(S)
Truck and air	—	—	—	—	—	—	—	—
Truck and rail	24.2	32.4	26.4	20.9	23.6	19.2	22.0	15.8
Truck and water	26.4	30.5	22.2	34.3	(S)	(S)	(S)	(S)
Truck and pipeline	—	—	—	—	—	—	—	—
Rail and water	(D)	(D)	(D)	(D)	—	—	—	—
Inland water and Great Lakes	—	—	—	—	—	—	—	—
Inland water and deep sea	(D)	(D)	(D)	(D)	(S)	(S)	(S)	(S)
Other Modes								
Other and unknown modes	15.2	17.0	26.5	26.8	36.1	39.8	34.8	17.3
STCC 25, FURNITURE OR FIXTURES								
Total	37.0	36.1	31.9	18.5	29.9	31.6	(S)	(S)
Single Modes								
Parcel, U.S. Postal Service, or courier	—	—	—	—	—	—	—	—
Private truck	37.6	37.5	(S)	(S)	38.8	25.3	39.6	35.2
For-hire truck	43.8	44.0	36.6	19.8	37.3	37.0	46.7	39.4
Air	—	—	—	—	—	—	—	—
Rail	—	—	—	—	(S)	(S)	(S)	(S)
Inland water	—	—	—	—	—	—	—	—
Great Lakes	—	—	—	—	—	—	—	—
Deep sea water	—	—	—	—	—	—	—	—
Pipeline	—	—	—	—	—	—	—	—
Multiple Modes								
Private truck and for-hire truck	—	—	—	—	—	—	—	—
Truck and air	—	—	—	—	—	—	—	—
Truck and rail	100.0	(S)	(S)	(S)	—	—	—	—
Truck and water	—	—	—	—	(D)	(D)	(D)	(D)
Truck and pipeline	—	—	—	—	—	—	—	—
Rail and water	—	—	—	—	—	—	—	—
Inland water and Great Lakes	—	—	—	—	—	—	—	—
Inland water and deep sea	—	—	—	—	—	—	—	—

Table B-10. **Estimated Coefficients of Variation for Shipment Characteristics by Commodity and Mode of Transportation by Shipment Size for the United States: 1993—Con.**

STCC code, description, and mode of transportation	50,000 to 99,999 lb				100,000 lb or more			
	Value	Tons	Ton-miles	Average miles per shipment	Value	Tons	Ton-miles	Average miles per shipment
STCC 25, FURNITURE OR FIXTURES—Con.								
Other Modes								
Other and unknown modes	(S)	(S)	(S)	(S)	(D)	(D)	(D)	(D)
STCC 26, PULP, PAPER, OR ALLIED PRODUCTS								
Total	(D)	(D)	(D)	(D)	2.3	2.6	3.2	2.2
Single Modes								
Parcel, U.S. Postal Service, or courier	—	—	—	—	—	—	—	—
Private truck	(D)	(D)	(D)	(D)	22.8	22.0	(S)	(S)
For-hire truck	(D)	(D)	(D)	(D)	13.2	14.4	22.9	11.6
Air	—	—	—	—	—	—	—	—
Rail	(D)	(D)	(D)	(D)	2.2	2.6	3.4	2.4
Inland water	(D)	(D)	(D)	(D)	19.8	25.6	(S)	(S)
Great Lakes	—	—	—	—	—	—	—	—
Deep sea water	—	—	—	—	—	—	—	—
Pipeline	—	—	—	—	—	—	—	—
Multiple Modes								
Private truck and for-hire truck	—	—	—	—	—	—	—	—
Truck and air	(D)	(D)	(D)	(D)	(S)	(S)	(S)	(S)
Truck and rail	(D)	(D)	(D)	(D)	27.9	30.5	32.8	17.8
Truck and water	(D)	(D)	(D)	(D)	47.4	41.3	(S)	(S)
Truck and pipeline	—	—	—	—	—	—	—	—
Rail and water	—	—	—	—	(S)	(S)	(S)	(S)
Inland water and Great Lakes	—	—	—	—	—	—	—	—
Inland water and deep sea	—	—	—	—	(S)	(S)	(S)	(S)
Other Modes								
Other and unknown modes	(D)	(D)	(D)	(D)	27.3	26.8	22.6	42.7
STCC 27, PRINTED MATTER								
Total	(D)	(D)	(D)	(D)	(S)	(S)	(S)	(S)
Single Modes								
Parcel, U.S. Postal Service, or courier	—	—	—	—	—	—	—	—
Private truck	(D)	(D)	(D)	(D)	(S)	(S)	(S)	(S)
For-hire truck	(D)	(D)	(D)	(D)	(S)	(S)	(S)	(S)
Air	—	—	—	—	—	—	—	—
Rail	—	—	—	—	(S)	(S)	(S)	(S)
Inland water	—	—	—	—	—	—	—	—
Great Lakes	—	—	—	—	—	—	—	—
Deep sea water	—	—	—	—	—	—	—	—
Pipeline	—	—	—	—	—	—	—	—
Multiple Modes								
Private truck and for-hire truck	(D)	(D)	(D)	(D)	—	—	—	—
Truck and air	—	—	—	—	—	—	—	—
Truck and rail	—	—	—	—	—	—	—	—
Truck and water	—	—	—	—	—	—	—	—
Truck and pipeline	—	—	—	—	—	—	—	—
Rail and water	—	—	—	—	—	—	—	—
Inland water and Great Lakes	—	—	—	—	—	—	—	—
Inland water and deep sea	—	—	—	—	—	—	—	—
Other Modes								
Other and unknown modes	(D)	(D)	(D)	(D)	(S)	(S)	(S)	(S)
STCC 28, CHEMICALS OR ALLIED PRODUCTS								
Total	7.2	9.1	4.8	7.9	7.0	11.1	13.7	2.7
Single Modes								
Parcel, U.S. Postal Service, or courier	—	—	—	—	—	—	—	—
Private truck	10.6	11.8	8.2	7.2	30.2	18.2	32.4	14.7
For-hire truck	8.1	9.4	5.6	7.1	20.8	22.0	10.5	12.3
Air	—	—	—	—	—	—	—	—
Rail	12.8	10.0	13.9	11.6	9.1	14.6	17.0	2.2
Inland water	(D)	(D)	(D)	(D)	13.8	13.2	17.9	22.1
Great Lakes	—	—	—	—	—	—	—	—
Deep sea water	—	—	—	—	—	—	—	—
Pipeline	(D)	(D)	(D)	(D)	(S)	(S)	(S)	(S)

Table B-10. **Estimated Coefficients of Variation for Shipment Characteristics by Commodity and Mode of Transportation by Shipment Size for the United States: 1993—Con.**

STCC code, description, and mode of transportation	50,000 to 99,999 lb				100,000 lb or more			
	Value	Tons	Ton-miles	Average miles per shipment	Value	Tons	Ton-miles	Average miles per shipment
STCC 28, CHEMICALS OR ALLIED PRODUCTS—								
Con.								
Multiple Modes								
Private truck and for-hire truck	(S)	(S)	(S)	(S)	(S)	(S)	(S)	(S)
Truck and air	(S)	(S)	(S)	(S)	(S)	(S)	(S)	(S)
Truck and rail	(D)	(D)	(D)	(D)	(S)	26.5	25.5	21.2
Truck and water	26.6	(S)	(S)	(S)	32.1	47.7	40.2	43.4
Truck and pipeline	—	—	—	—	—	—	—	—
Rail and water	—	—	—	—	(S)	(S)	(S)	(S)
Inland water and Great Lakes	(D)	(D)	(D)	(D)	(S)	(S)	(S)	(S)
Inland water and deep sea	(S)	(S)	(S)	(S)	29.3	46.2	27.2	14.6
Other Modes								
Other and unknown modes	15.5	22.3	40.0	(S)	25.7	28.3	36.5	22.4
STCC 29, PETROLEUM OR COAL PRODUCTS								
Total	8.4	7.5	6.3	9.2	4.7	5.5	9.9	9.2
Single Modes								
Parcel, U.S. Postal Service, or courier	—	—	—	—	—	—	—	—
Private truck	11.1	9.8	6.9	5.3	23.1	17.4	25.7	35.3
For-hire truck	15.1	13.9	13.2	17.7	21.8	16.7	48.2	46.7
Air	—	—	—	—	—	—	—	—
Rail	19.5	32.6	16.2	45.2	8.8	16.3	11.7	6.6
Inland water	36.8	35.4	(S)	(S)	10.7	10.7	21.9	29.5
Great Lakes	—	—	—	—	(D)	(D)	(D)	(D)
Deep sea water	—	—	—	—	—	—	—	—
Pipeline	(S)	(S)	(S)	(S)	(S)	(S)	(S)	(S)
Multiple Modes								
Private truck and for-hire truck	(S)	(S)	(S)	(S)	(S)	48.2	48.1	24.7
Truck and air	—	—	—	—	—	—	—	—
Truck and rail	49.9	45.3	44.6	30.5	(S)	(S)	(S)	(S)
Truck and water	(S)	(S)	(S)	(S)	44.0	(S)	(S)	(S)
Truck and pipeline	(S)	(S)	(S)	(S)	—	—	—	—
Rail and water	—	—	—	—	(D)	(D)	(D)	(D)
Inland water and Great Lakes	(D)	(D)	(D)	(D)	(D)	(D)	(D)	(D)
Inland water and deep sea	(D)	(D)	(D)	(D)	20.9	25.4	17.5	23.8
Other Modes								
Other and unknown modes	19.0	17.1	24.6	27.5	17.9	18.9	31.1	22.8
STCC 30, RUBBER OR MISCELLANEOUS PLASTICS PRODUCTS								
Total	(D)	(D)	(D)	(D)	15.9	19.5	29.6	19.0
Single Modes								
Parcel, U.S. Postal Service, or courier	—	—	—	—	—	—	—	—
Private truck	(D)	(D)	(D)	(D)	(S)	(S)	(S)	(S)
For-hire truck	(D)	(D)	(D)	(D)	31.5	19.1	39.5	27.0
Air	—	—	—	—	—	—	—	—
Rail	(D)	(D)	(D)	(D)	36.0	26.0	31.1	17.6
Inland water	—	—	—	—	—	—	—	—
Great Lakes	—	—	—	—	—	—	—	—
Deep sea water	—	—	—	—	—	—	—	—
Pipeline	—	—	—	—	—	—	—	—
Multiple Modes								
Private truck and for-hire truck	—	—	—	—	—	—	—	—
Truck and air	—	—	—	—	—	—	—	—
Truck and rail	—	—	—	—	—	—	—	—
Truck and water	(D)	(D)	(D)	(D)	—	—	—	—
Truck and pipeline	—	—	—	—	—	—	—	—
Rail and water	—	—	—	—	—	—	—	—
Inland water and Great Lakes	—	—	—	—	—	—	—	—
Inland water and deep sea	(D)	(D)	(D)	(D)	—	—	—	—
Other Modes								
Other and unknown modes	(D)	(D)	(D)	(D)	—	—	—	—

Table B-10. **Estimated Coefficients of Variation for Shipment Characteristics by Commodity and Mode of Transportation by Shipment Size for the United States: 1993—Con.**

STCC code, description, and mode of transportation	50,000 to 99,999 lb				100,000 lb or more			
	Value	Tons	Ton-miles	Average miles per shipment	Value	Tons	Ton-miles	Average miles per shipment
STCC 31, LEATHER OR LEATHER PRODUCTS								
Total	(S)	44.1	(S)	(S)	(S)	(S)	(S)	(S)
Single Modes								
Parcel, U.S. Postal Service, or courier	-	-	-	-	-	-	-	-
Private truck	(S)	(S)	68.6	(S)	(S)	100.0	100.0	(S)
For-hire truck	(D)	(D)	(D)	(D)	(D)	(D)	(D)	(D)
Air	-	-	-	-	-	-	-	-
Rail	(D)	(D)	(D)	(D)	-	-	-	-
Inland water	-	-	-	-	-	-	-	-
Great Lakes	-	-	-	-	-	-	-	-
Deep sea water	-	-	-	-	-	-	-	-
Pipeline	-	-	-	-	-	-	-	-
Multiple Modes								
Private truck and for-hire truck	-	-	-	-	-	-	-	-
Truck and air	-	-	-	-	-	-	-	-
Truck and rail	-	-	-	-	-	-	-	-
Truck and water	-	-	-	-	-	-	-	-
Truck and pipeline	-	-	-	-	-	-	-	-
Rail and water	-	-	-	-	-	-	-	-
Inland water and Great Lakes	-	-	-	-	-	-	-	-
Inland water and deep sea	-	-	-	-	-	-	-	-
Other Modes								
Other and unknown modes	-	-	-	-	-	-	-	-
STCC 32, CLAY, CONCRETE, GLASS, OR STONE PRODUCTS								
Total	4.1	5.2	3.6	3.6	7.0	13.7	12.1	3.7
Single Modes								
Parcel, U.S. Postal Service, or courier	-	-	-	-	-	-	-	-
Private truck	9.6	10.5	8.2	7.5	11.9	14.4	20.7	10.1
For-hire truck	3.7	5.7	4.7	3.9	8.7	16.9	15.1	13.6
Air	-	-	-	-	-	-	-	-
Rail	16.6	21.9	23.6	14.8	9.3	8.9	6.8	4.3
Inland water	(D)	(D)	(D)	(D)	(D)	(D)	(D)	(D)
Great Lakes	-	-	-	-	47.7	48.2	47.1	25.9
Deep sea water	-	-	-	-	-	-	-	-
Pipeline	(D)	(D)	(D)	(D)	(D)	(D)	(D)	(D)
Multiple Modes								
Private truck and for-hire truck	(S)	(S)	(S)	(S)	(D)	(D)	(D)	(D)
Truck and air	-	-	-	-	-	-	-	-
Truck and rail	26.1	28.6	34.2	(S)	39.3	34.8	38.6	14.8
Truck and water	(D)	(D)	(D)	(D)	(S)	(S)	(S)	(S)
Truck and pipeline	-	-	-	-	-	-	-	-
Rail and water	(S)	(S)	100.0	(S)	-	-	-	-
Inland water and Great Lakes	-	-	-	-	-	-	-	-
Inland water and deep sea	(D)	(D)	(D)	(D)	(S)	(S)	(S)	(S)
Other Modes								
Other and unknown modes	8.1	26.9	38.7	37.1	21.4	15.9	11.8	16.1
STCC 33, PRIMARY METAL PRODUCTS								
Total	6.8	7.5	9.4	6.0	8.3	8.0	9.5	4.6
Single Modes								
Parcel, U.S. Postal Service, or courier	-	-	-	-	-	-	-	-
Private truck	10.5	18.2	13.5	10.3	26.8	30.2	25.8	28.7
For-hire truck	7.4	9.1	9.0	7.0	10.1	11.7	16.2	13.6
Air	-	-	-	-	-	-	-	-
Rail	14.7	20.4	20.0	11.2	8.1	9.6	11.2	5.5
Inland water	(S)	(S)	(S)	(S)	32.8	27.4	30.3	13.6
Great Lakes	-	-	-	-	-	-	-	-
Deep sea water	-	-	-	-	-	-	-	-
Pipeline	-	-	-	-	-	-	-	-
Multiple Modes								
Private truck and for-hire truck	41.7	(S)	(S)	(S)	(D)	(D)	(D)	(D)
Truck and air	-	(S)	(S)	(S)	-	-	-	-
Truck and rail	(S)	(S)	(S)	(S)	(S)	(S)	(S)	(S)
Truck and water	43.8	47.2	44.0	24.9	(D)	(D)	(D)	(D)
Truck and pipeline	-	-	-	-	-	-	-	-
Rail and water	-	-	-	-	(D)	(D)	(D)	(D)
Inland water and Great Lakes	(S)	(S)	(S)	(S)	(S)	(S)	(S)	(S)
Inland water and deep sea	(S)	(S)	(S)	(S)	(S)	(S)	(S)	(S)
Other Modes								
Other and unknown modes	(S)	(S)	44.3	45.4	27.7	28.8	35.4	38.2

Table B-10. **Estimated Coefficients of Variation for Shipment Characteristics by Commodity and Mode of Transportation by Shipment Size for the United States: 1993—Con.**

STCC code, description, and mode of transportation	50,000 to 99,999 lb				100,000 lb or more			
	Value	Tons	Ton-miles	Average miles per shipment	Value	Tons	Ton-miles	Average miles per shipment
STCC 34, FABRICATED METAL PRODUCTS								
Total	15.2	10.2	22.5	12.9	7.8	14.5	16.3	6.0
Single Modes								
Parcel, U.S. Postal Service, or courier	-	-	-	-	-	-	-	-
Private truck	14.2	12.0	13.4	16.0	16.2	23.7	21.3	15.8
For-hire truck	14.5	15.5	11.1	6.6	14.5	29.6	26.2	7.9
Air	-	-	-	-	-	-	-	-
Rail	39.0	41.4	(S)	(S)	15.8	37.3	29.2	14.6
Inland water	-	-	-	-	40.4	43.9	(S)	(S)
Great Lakes	-	-	-	-	-	-	-	-
Deep sea water	-	-	-	-	-	-	-	-
Pipeline	-	-	-	-	-	-	-	-
Multiple Modes								
Private truck and for-hire truck	47.4	(S)	41.1	(S)	(S)	(S)	(S)	(S)
Truck and air	(D)	(D)	(D)	(D)	-	-	-	-
Truck and rail	(S)	(S)	(S)	(S)	(S)	(S)	(S)	(S)
Truck and water	(S)	(S)	(S)	(S)	(S)	(S)	(S)	(S)
Truck and pipeline	-	-	-	-	-	-	-	-
Rail and water	-	-	-	-	-	-	-	-
Inland water and Great Lakes	-	-	-	-	-	-	-	-
Inland water and deep sea	(D)	(D)	(D)	(D)	-	-	-	-
Other Modes								
Other and unknown modes	30.1	26.6	(S)	(S)	39.4	(S)	(S)	(S)
STCC 35, MACHINERY, EXCLUDING ELECTRICAL								
Total	(D)	(D)	(D)	(D)	(D)	(D)	(D)	(D)
Single Modes								
Parcel, U.S. Postal Service, or courier	-	-	-	-	-	-	-	-
Private truck	(D)	(D)	(D)	(D)	(D)	(D)	(D)	(D)
For-hire truck	(D)	(D)	(D)	(D)	(D)	(D)	(D)	(D)
Air	-	-	-	-	-	-	-	-
Rail	(D)	(D)	(D)	(D)	(D)	(D)	(D)	(D)
Inland water	(D)	(D)	(D)	(D)	(D)	(D)	(D)	(D)
Great Lakes	-	-	-	-	-	-	-	-
Deep sea water	-	-	-	-	-	-	-	-
Pipeline	-	-	-	-	-	-	-	-
Multiple Modes								
Private truck and for-hire truck	(D)	(D)	(D)	(D)	-	-	-	-
Truck and air	(D)	(D)	(D)	(D)	-	-	-	-
Truck and rail	(D)	(D)	(D)	(D)	(D)	(D)	(D)	(D)
Truck and water	-	-	-	-	-	-	-	-
Truck and pipeline	-	-	-	-	-	-	-	-
Rail and water	-	-	-	-	-	-	-	-
Inland water and Great Lakes	-	-	-	-	-	-	-	-
Inland water and deep sea	-	-	-	-	-	-	-	-
Other Modes								
Other and unknown modes	(D)	(D)	(D)	(D)	(D)	(D)	(D)	(D)
STCC 36, ELECTRICAL MACHINERY, EQUIPMENT, OR SUPPLIES								
Total	15.6	16.5	22.6	16.2	19.9	48.9	(S)	(S)
Single Modes								
Parcel, U.S. Postal Service, or courier	-	-	-	-	-	-	-	-
Private truck	(S)	(S)	32.4	(S)	(S)	(S)	(S)	(S)
For-hire truck	17.6	32.4	40.6	19.9	39.1	(S)	(S)	(S)
Air	-	-	-	-	(S)	100.0	100.0	(S)
Rail	41.1	44.3	40.8	25.0	33.5	34.6	(S)	(S)
Inland water	-	-	-	-	-	-	-	-
Great Lakes	-	-	-	-	-	-	-	-
Deep sea water	-	-	-	-	-	-	-	-
Pipeline	-	-	-	-	-	-	-	-
Multiple Modes								
Private truck and for-hire truck	(D)	(D)	(D)	(D)	(S)	100.0	100.0	(S)
Truck and air	-	-	-	-	-	-	-	-
Truck and rail	-	-	-	-	(S)	(S)	(S)	(S)
Truck and water	-	-	-	-	(S)	(S)	(S)	(S)
Truck and pipeline	-	-	-	-	-	-	-	-
Rail and water	-	-	-	-	-	-	-	-
Inland water and Great Lakes	-	-	-	-	-	-	-	-
Inland water and deep sea	(D)	(D)	(D)	(D)	-	-	-	-
Other Modes								
Other and unknown modes	(S)	45.6	(S)	(S)	(S)	(S)	(S)	(S)

Table B-10. **Estimated Coefficients of Variation for Shipment Characteristics by Commodity and Mode of Transportation by Shipment Size for the United States: 1993—Con.**

STCC code, description, and mode of transportation	50,000 to 99,999 lb				100,000 lb or more			
	Value	Tons	Ton-miles	Average miles per shipment	Value	Tons	Ton-miles	Average miles per shipment
STCC 37, TRANSPORTATION EQUIPMENT								
Total	16.6	21.4	41.6	17.5	19.5	13.1	19.5	12.6
Single Modes								
Parcel, U.S. Postal Service, or courier	—	—	—	—	—	—	—	—
Private truck	20.4	49.4	(S)	(S)	43.6	(S)	(S)	(S)
For-hire truck	22.0	13.6	22.9	20.8	48.9	29.8	35.5	28.4
Air	—	—	—	—	—	—	—	—
Rail	27.1	34.6	(S)	(S)	17.1	14.6	25.9	12.4
Inland water	(S)	(S)	(S)	(S)	42.8	35.0	43.8	20.8
Great Lakes	—	—	—	—	—	—	—	—
Deep sea water	—	—	—	—	—	—	—	—
Pipeline	—	—	—	—	—	—	—	—
Multiple Modes								
Private truck and for-hire truck	(S)	(S)	(S)	(S)	—	—	—	—
Truck and air	—	—	—	—	—	—	—	—
Truck and rail	—	—	—	—	(S)	(S)	(S)	(S)
Truck and water	—	—	—	—	—	—	—	—
Truck and pipeline	—	—	—	—	—	—	—	—
Rail and water	—	—	—	—	—	—	—	—
Inland water and Great Lakes	—	—	—	—	—	—	—	—
Inland water and deep sea	(S)	(S)	(S)	(S)	49.0	(S)	(S)	(S)
Other Modes								
Other and unknown modes	(S)	(S)	46.5	(S)	37.7	34.9	(S)	(S)
STCC 38, INSTRUMENTS, PHOTOGRAPHIC GOODS, OPTICAL GOODS, WATCHES, OR CLOCKS								
Total	33.7	46.9	45.2	26.3	(S)	(S)	(S)	(S)
Single Modes								
Parcel, U.S. Postal Service, or courier	—	—	—	—	—	—	—	—
Private truck	(D)	(D)	(D)	(D)	—	—	—	—
For-hire truck	36.3	42.6	49.2	28.8	(S)	49.0	(S)	(S)
Air	—	—	—	—	—	—	—	—
Rail	(D)	(D)	(D)	(D)	—	—	—	—
Inland water	—	—	—	—	—	—	—	—
Great Lakes	—	—	—	—	—	—	—	—
Deep sea water	—	—	—	—	—	—	—	—
Pipeline	—	—	—	—	—	—	—	—
Multiple Modes								
Private truck and for-hire truck	—	—	—	—	—	—	—	—
Truck and air	—	—	—	—	—	—	—	—
Truck and rail	—	—	—	—	—	—	—	—
Truck and water	—	—	—	—	—	—	—	—
Truck and pipeline	—	—	—	—	—	—	—	—
Rail and water	—	—	—	—	—	—	—	—
Inland water and Great Lakes	—	—	—	—	—	—	—	—
Inland water and deep sea	—	—	—	—	—	—	—	—
Other Modes								
Other and unknown modes	(S)	(S)	(S)	(S)	100.0	(S)	(S)	(S)
STCC 39, MISCELLANEOUS PRODUCTS OF MANUFACTURING								
Total	24.1	17.9	19.3	12.7	(S)	(S)	(S)	(S)
Single Modes								
Parcel, U.S. Postal Service, or courier	—	—	—	—	—	—	—	—
Private truck	(S)	36.7	32.1	(S)	(S)	(S)	(S)	(S)
For-hire truck	33.3	26.9	28.0	12.9	(S)	(S)	47.0	28.7
Air	—	—	—	—	—	—	—	—
Rail	(S)	(S)	(S)	(S)	(S)	(S)	(S)	(S)
Inland water	—	—	—	—	—	—	—	—
Great Lakes	—	—	—	—	—	—	—	—
Deep sea water	—	—	—	—	—	—	—	—
Pipeline	—	—	—	—	—	—	—	—
Multiple Modes								
Private truck and for-hire truck	—	—	—	—	—	—	—	—
Truck and air	100.0	100.0	(S)	(S)	—	—	—	—
Truck and rail	—	—	—	—	—	—	—	—
Truck and water	—	—	—	—	—	—	—	—
Truck and pipeline	—	—	—	—	—	—	—	—
Rail and water	—	—	—	—	—	—	—	—
Inland water and Great Lakes	—	—	—	—	—	—	—	—
Inland water and deep sea	—	—	—	—	—	—	—	—

Table B-10. **Estimated Coefficients of Variation for Shipment Characteristics by Commodity and Mode of Transportation by Shipment Size for the United States: 1993—Con.**

STCC code, description, and mode of transportation	50,000 to 99,999 lb				100,000 lb or more			
	Value	Tons	Ton-miles	Average miles per shipment	Value	Tons	Ton-miles	Average miles per shipment
STCC 39, MISCELLANEOUS PRODUCTS OF MANUFACTURING—Con.								
Other Modes								
Other and unknown modes	(S)	22.7	46.7	(S)	100.0	100.0	100.0	(S)
STCC 40, WASTE OR SCRAP MATERIALS								
Total	26.8	29.7	26.1	5.0	7.6	13.2	5.7	8.5
Single Modes								
Parcel, U.S. Postal Service, or courier	—	—	—	—	—	—	—	—
Private truck	11.4	13.4	18.8	6.0	23.2	37.6	32.0	27.6
For-hire truck	43.6	41.7	40.0	6.6	20.0	46.7	31.0	39.4
Air	—	—	—	—	—	—	—	—
Rail	14.3	10.6	15.4	15.5	5.7	7.5	9.3	7.7
Inland water	(S)	(S)	(S)	(S)	18.1	13.9	20.2	9.3
Great Lakes	—	—	—	—	—	—	—	—
Deep sea water	—	—	—	—	—	—	—	—
Pipeline	—	—	—	—	—	—	—	—
Multiple Modes								
Private truck and for-hire truck	49.3	44.1	(S)	(S)	(S)	39.4	(S)	(S)
Truck and air	—	—	—	—	—	—	—	—
Truck and rail	48.5	(S)	(S)	(S)	(D)	(D)	(D)	(D)
Truck and water	85.0	(S)	(S)	(S)	32.3	31.6	47.7	24.6
Truck and pipeline	—	—	—	—	—	—	—	—
Rail and water	—	—	—	—	(D)	(D)	(D)	(D)
Inland water and Great Lakes	—	—	—	—	—	—	—	—
Inland water and deep sea	100.0	(S)	(S)	(S)	(D)	(D)	(D)	(D)
Other Modes								
Other and unknown modes	25.5	39.7	(S)	(S)	(S)	42.0	40.9	19.4
STCC 41, MISCELLANEOUS FREIGHT SHIPMENT								
Total	(S)	29.0	39.3	16.4	40.4	(S)	(S)	(S)
Single Modes								
Parcel, U.S. Postal Service, or courier	—	—	—	—	—	—	—	—
Private truck	(S)	35.9	(S)	(S)	(S)	(S)	(S)	(S)
For-hire truck	(S)	45.4	(S)	(S)	(S)	(S)	(S)	(S)
Air	—	—	—	—	—	—	—	—
Rail	(S)	(S)	(S)	(S)	(S)	(S)	(S)	(S)
Inland water	—	—	—	—	—	—	—	—
Great Lakes	—	—	—	—	—	—	—	—
Deep sea water	—	—	—	—	—	—	—	—
Pipeline	—	—	—	—	—	—	—	—
Multiple Modes								
Private truck and for-hire truck	—	—	—	—	—	—	—	—
Truck and air	—	—	—	—	—	—	—	—
Truck and rail	—	—	—	—	—	—	—	—
Truck and water	—	—	—	—	—	—	—	—
Truck and pipeline	—	—	—	—	—	—	—	—
Rail and water	—	—	—	—	—	—	—	—
Inland water and Great Lakes	—	—	—	—	—	—	—	—
Inland water and deep sea	—	—	—	—	—	—	—	—
Other Modes								
Other and unknown modes	(S)	(S)	(S)	(S)	—	—	—	—
STCC 42, CONTAINERS, CARRIERS OR DEVICES, SHIPPING, RETURNED EMPTY								
Total	(D)	(D)	(D)	(D)	(D)	(D)	(D)	(D)
Single Modes								
Parcel, U.S. Postal Service, or courier	—	—	—	—	—	—	—	—
Private truck	(D)	(D)	(D)	(D)	—	—	—	—
For-hire truck	(D)	(D)	(D)	(D)	—	—	—	—
Air	—	—	—	—	—	—	—	—
Rail	—	—	—	—	(D)	(D)	(D)	(D)
Inland water	—	—	—	—	—	—	—	—
Great Lakes	—	—	—	—	—	—	—	—
Deep sea water	—	—	—	—	—	—	—	—
Pipeline	—	—	—	—	—	—	—	—

Table B-10. **Estimated Coefficients of Variation for Shipment Characteristics by Commodity and Mode of Transportation by Shipment Size for the United States: 1993—Con.**

STCC code, description, and mode of transportation	50,000 to 99,999 lb				100,000 lb or more			
	Value	Tons	Ton-miles	Average miles per shipment	Value	Tons	Ton-miles	Average miles per shipment
STCC 42, CONTAINERS, CARRIERS OR DEVICES, SHIPPING, RETURNED EMPTY—Con.								
Multiple Modes								
Private truck and for-hire truck	-	-	-	-	-	-	-	-
Truck and air	-	-	-	-	-	-	-	-
Truck and rail	-	-	-	-	-	-	-	-
Truck and water	-	-	-	-	-	-	-	-
Truck and pipeline	-	-	-	-	-	-	-	-
Rail and water	-	-	-	-	-	-	-	-
Inland water and Great Lakes	-	-	-	-	-	-	-	-
Inland water and deep sea	-	-	-	-	-	-	-	-
Other Modes								
Other and unknown modes	-	-	-	-	-	-	-	-
STCC 48, WASTE HAZARDOUS MATERIALS OR WASTE HAZARDOUS SUBSTANCES								
Total	(S)	40.2	(S)	(S)	(D)	(D)	(D)	(D)
Single Modes								
Parcel, U.S. Postal Service, or courier	-	-	-	-	-	-	-	-
Private truck	(S)	(S)	49.0	45.0	-	-	-	-
For-hire truck	38.3	39.9	37.1	25.7	(D)	(D)	(D)	(D)
Air	-	-	-	-	-	-	-	-
Rail	72.8	(S)	(S)	(S)	(D)	(D)	(D)	(D)
Inland water	-	-	-	-	-	-	-	-
Great Lakes	-	-	-	-	-	-	-	-
Deep sea water	-	-	-	-	-	-	-	-
Pipeline	-	-	-	-	-	-	-	-
Multiple Modes								
Private truck and for-hire truck	-	-	-	-	-	-	-	-
Truck and air	-	-	-	-	-	-	-	-
Truck and rail	-	-	-	-	-	-	-	-
Truck and water	-	-	-	-	-	-	-	-
Truck and pipeline	-	-	-	-	-	-	-	-
Rail and water	-	-	-	-	-	-	-	-
Inland water and Great Lakes	-	-	-	-	-	-	-	-
Inland water and deep sea	-	-	-	-	-	-	-	-
Other Modes								
Other and unknown modes	100.0	(S)	100.0	(S)	(D)	(D)	(D)	(D)
COMMODITY UNKNOWN								
Total	30.9	23.5	(S)	(S)	26.3	32.9	49.3	15.4
Single Modes								
Parcel, U.S. Postal Service, or courier	-	-	-	-	-	-	-	-
Private truck	33.4	36.5	43.8	(S)	(S)	(S)	(S)	(S)
For-hire truck	36.0	33.8	34.2	26.2	(S)	(S)	48.4	37.5
Air	-	-	-	-	-	-	-	-
Rail	(S)	(S)	(S)	(S)	35.2	(S)	(S)	(S)
Inland water	-	-	-	-	(S)	(S)	(S)	(S)
Great Lakes	-	-	-	-	-	-	-	-
Deep sea water	-	-	-	-	-	-	-	-
Pipeline	-	-	-	-	-	-	-	-
Multiple Modes								
Private truck and for-hire truck	-	-	-	-	-	-	-	-
Truck and air	-	-	-	-	-	-	-	-
Truck and rail	-	-	-	-	-	-	-	-
Truck and water	-	-	-	-	-	-	-	-
Truck and pipeline	-	-	-	-	-	-	-	-
Rail and water	-	-	-	-	-	-	-	-
Inland water and Great Lakes	-	-	-	-	-	-	-	-
Inland water and deep sea	-	-	-	-	-	-	-	-
Other Modes								
Other and unknown modes	(S)	(S)	(S)	(S)	(S)	(S)	(S)	(S)

Note: For description of the development and uses of measures of reliability, see Appendix B, Reliability of the Data.

- Represents zero or less than 1 unit of measure.

(D) Denotes figures withheld to avoid disclosing data for individual companies.

(S) Data do not meet publications standards due to high sampling variability or other reasons. Some unpublished estimates can be derived by subtracting published data from their respective totals. However, the figures obtained by such subtraction are subject to these same limitations.

Table B–11. Estimated Coefficients of Variation for Shipment Characteristics by Commodity and Shipment Size by Distance Shipped for the United States: 1993

STCC code, description, shipment size, and distance	Total, all mileages				Less than 50 miles			50 to 99 miles		
	Value	Tons	Ton-miles	Average miles per shipment	Value	Tons	Ton-miles	Value	Tons	Ton-miles
All commodities6	1.5	3.4	3.9	1.4	1.7	2.9	1.6	2.3	3.2
Less than 50 lb.	1.5	2.4	5.0	4.2	2.3	4.3	6.0	3.8	3.4	3.5
50 to 99 lb.	2.2	3.0	3.2	2.3	4.9	4.9	6.5	4.9	2.6	2.4
100 to 499 lb.	2.2	2.4	2.2	1.9	2.4	3.5	2.8	3.2	2.0	2.0
500 to 749 lb.	3.1	1.3	3.4	1.6	5.2	1.5	1.7	4.4	2.6	2.6
750 to 999 lb.	4.0	1.4	2.1	2.9	5.7	2.2	2.3	5.1	3.5	3.4
1,000 to 9,999 lb.	2.5	2.0	2.2	2.3	2.5	2.7	3.2	2.0	2.4	2.6
10,000 to 49,999 lb.	1.5	1.5	1.1	1.4	1.9	2.3	2.3	3.5	2.4	2.3
50,000 to 99,999 lb.	4.1	2.8	2.2	2.4	6.1	3.4	2.7	6.3	5.3	5.6
100,000 lb or more	5.3	3.7	5.5	2.7	4.5	4.9	7.3	9.0	7.7	10.6
STCC 01, Farm products ..	3.0	4.7	10.4	10.9	4.2	7.3	3.1	5.3	5.2	5.0
Less than 50 lb.	12.2	11.7	20.8	12.7	10.7	14.7	26.6	11.8	7.6	7.8
50 to 99 lb.	11.1	14.4	11.5	18.9	13.4	17.5	21.0	14.0	14.3	14.0
100 to 499 lb.	14.2	15.3	15.3	23.5	18.0	17.6	12.8	13.8	14.0	12.5
500 to 749 lb.	9.6	9.9	12.3	11.3	10.5	12.3	13.5	11.5	7.5	7.9
750 to 999 lb.	9.5	7.7	10.4	7.4	9.7	9.1	12.7	13.4	11.2	10.9
1,000 to 9,999 lb.	6.6	6.7	7.4	5.1	7.1	7.1	7.3	8.5	10.9	11.2
10,000 to 49,999 lb.	2.9	2.9	3.9	4.3	4.4	5.7	5.1	9.3	7.7	6.2
50,000 to 99,999 lb.	2.7	3.3	6.6	5.4	4.6	5.6	4.4	11.2	13.0	11.9
100,000 lb or more	6.6	8.3	12.5	7.0	8.6	14.1	9.2	22.2	28.8	25.6
STCC 08, Forest products .	22.9	15.6	19.4	25.6	(S)	24.3	26.1	29.5	20.6	20.3
Less than 50 lb.	41.1	36.6	34.1	48.3	(D)	(D)	(D)	(S)	76.8	77.7
50 to 99 lb.	43.2	37.0	43.9	40.5	42.2	32.4	38.4	(S)	(S)	64.3
100 to 499 lb.	24.3	22.5	(S)	(S)	38.1	21.5	45.6	(S)	(S)	41.8
500 to 749 lb.	25.8	26.0	(S)	(S)	(D)	(D)	(S)	(S)	(S)	49.7
750 to 999 lb.	45.2	40.8	(S)	(S)	(D)	(D)	(D)	52.3	57.6	56.6
1,000 to 9,999 lb.	34.4	16.5	39.5	31.7	(D)	(D)	(D)	24.2	32.4	31.5
10,000 to 49,999 lb.	48.5	12.4	19.5	23.4	(S)	19.8	18.1	21.4	22.8	23.2
50,000 to 99,999 lb.	18.7	16.2	15.6	9.5	13.7	21.0	21.6	40.1	26.6	27.1
100,000 lb or more	31.9	35.2	48.6	(S)	32.9	47.0	(S)	(S)	47.9	(S)
STCC 09, Fresh fish or other marine products ...	9.1	10.2	14.0	18.7	12.4	12.4	21.7	25.3	21.7	22.5
Less than 50 lb.	25.6	28.9	21.1	41.4	31.1	34.6	28.5	22.6	19.4	18.5
50 to 99 lb.	21.3	20.9	23.4	24.3	23.3	24.8	26.5	30.4	28.5	25.7
100 to 499 lb.	13.8	15.1	19.2	9.5	18.3	18.1	15.1	36.7	38.2	37.3
500 to 749 lb.	18.1	21.6	23.0	11.5	24.2	21.0	23.8	(S)	(S)	(S)
750 to 999 lb.	16.3	22.6	21.8	14.3	23.0	27.0	36.2	(S)	48.0	49.6
1,000 to 9,999 lb.	18.0	20.1	21.9	11.4	16.3	21.3	31.8	28.5	25.3	24.8
10,000 to 49,999 lb.	8.4	17.6	18.0	15.3	48.6	48.8	(S)	36.9	(S)	(S)
50,000 to 99,999 lb.	35.4	35.4	34.9	19.0	46.7	(S)	39.4	(S)	47.4	48.5
100,000 lb or more	42.8	33.5	37.0	23.4	46.4	45.0	48.3	(S)	(S)	(S)
STCC 10, Metallic ores	17.1	24.4	28.0	10.9	25.7	32.3	30.0	20.0	49.0	44.3
Less than 50 lb.	41.0	26.5	30.1	19.9	(D)	(D)	(D)	(S)	58.0	55.6
50 to 99 lb.	37.3	30.1	35.0	15.0	48.3	25.3	30.9	(S)	48.8	46.2
100 to 499 lb.	36.3	26.3	29.0	13.1	(D)	(D)	(D)	(S)	39.0	37.3
500 to 749 lb.	44.5	29.9	38.2	24.7	(D)	(D)	(D)	44.0	35.2	34.1
750 to 999 lb.	33.9	37.1	34.3	24.0	(S)	48.6	40.7	(S)	(S)	96.5
1,000 to 9,999 lb.	37.2	20.1	27.6	20.8	(D)	(D)	(D)	(S)	30.8	31.0
10,000 to 49,999 lb.	14.2	17.1	24.0	14.1	29.2	15.9	22.3	25.9	32.7	32.4
50,000 to 99,999 lb.	34.9	35.5	24.3	34.4	22.1	42.8	31.8	34.3	35.0	32.7
100,000 lb or more	12.3	25.5	28.9	9.7	35.7	33.6	31.7	23.5	(S)	47.9
STCC 11, Coal	6.6	7.3	8.2	13.3	8.3	13.6	17.0	17.5	15.3	14.1
Less than 50 lb.	63.0	83.8	74.6	(S)	85.5	87.5	67.7	—	—	—
50 to 99 lb.	(D)	(D)	(D)	(D)	100.0	100.0	100.0	—	—	—
100 to 499 lb.	(D)	(D)	(D)	(D)	42.8	44.3	49.3	100.0	100.0	100.0
500 to 749 lb.	(D)	(D)	(D)	(D)	(D)	(D)	(D)	97.3	89.7	88.3
750 to 999 lb.	37.4	49.9	46.3	33.9	(D)	(D)	(D)	100.0	100.0	100.0
1,000 to 9,999 lb.	23.4	32.3	37.5	23.6	20.0	31.2	39.5	(S)	(S)	(S)
10,000 to 49,999 lb.	10.3	13.7	12.7	21.5	12.8	16.8	21.1	17.7	17.3	17.4
50,000 to 99,999 lb.	18.4	36.9	18.6	20.5	24.3	43.8	20.6	28.8	28.5	26.4
100,000 lb or more	6.9	5.9	8.3	10.4	8.3	6.1	17.6	18.1	15.8	14.4
STCC 13, Crude petroleum, natural gas, or gasoline	(S)	(S)	(S)	(S)	(S)	(S)	(S)	(S)	(S)	(S)
Less than 50 lb.	(S)	(S)	28.3	(S)	(D)	(D)	(D)	100.0	100.0	100.0
50 to 99 lb.	(S)	(S)	42.1	(S)	(D)	(D)	(D)	—	—	—
100 to 499 lb.	(S)	(S)	(S)	(S)	(S)	(S)	35.8	(S)	(S)	52.5
500 to 749 lb.	(S)	(S)	(S)	(S)	(S)	(S)	22.2	(S)	(S)	61.8
750 to 999 lb.	(S)	(S)	(S)	(S)	(S)	(S)	18.2	88.7	60.0	56.0
1,000 to 9,999 lb.	(S)	(S)	(S)	(S)	(S)	(S)	(S)	(S)	(S)	(S)
10,000 to 49,999 lb.	(S)	(S)	(S)	(S)	(S)	(S)	(S)	(S)	(S)	(S)
50,000 to 99,999 lb.	(S)	(S)	(S)	(S)	(S)	(S)	(S)	(S)	(S)	(S)
100,000 lb or more	(S)	(S)	(S)	(S)	(S)	(S)	(S)	(S)	(S)	(S)
STCC 14, Nonmetallic minerals	6.0	3.0	7.5	45.6	4.7	3.2	4.0	7.8	11.0	9.1
Less than 50 lb.	29.8	18.2	(S)	(S)	16.3	19.8	35.3	(S)	(S)	60.3
50 to 99 lb.	19.0	20.5	24.4	14.3	18.2	19.5	21.0	(S)	(S)	49.2
100 to 499 lb.	23.1	17.9	31.5	19.9	20.1	17.0	23.5	49.8	43.3	44.9
500 to 749 lb.	12.0	19.4	9.6	16.6	17.7	24.3	37.2	26.7	28.5	28.0
750 to 999 lb.	44.5	21.9	15.8	28.3	(S)	24.5	35.4	33.1	36.3	40.7

Table B-11. Estimated Coefficients of Variation for Shipment Characteristics by Commodity and Shipment Size by Distance Shipped for the United States: 1993—Con.

STCC code, description, shipment size, and distance	Total, all mileages				Less than 50 miles			50 to 99 miles		
	Value	Tons	Ton-miles	Average miles per shipment	Value	Tons	Ton-miles	Value	Tons	Ton-miles
STCC 14, Nonmetallic, minerals—Con.										
1,000 to 9,999 lb	17.9	3.3	7.6	7.3	20.5	3.2	6.9	18.1	15.9	17.1
10,000 to 49,999 lb	3.9	2.9	8.1	7.6	4.2	4.0	4.8	8.2	16.8	15.4
50,000 to 99,999 lb	5.6	5.0	4.9	6.6	5.6	5.5	5.8	8.2	8.7	7.8
100,000 lb or more	11.0	7.7	11.9	11.2	14.7	11.4	12.1	26.4	12.4	10.9
STCC 19, Ordnance or accessories	14.5	12.4	13.0	2.5	14.7	14.0	22.2	47.7	23.8	24.2
Less than 50 lb	11.3	9.8	10.9	3.0	21.4	24.1	37.9	15.3	15.1	15.4
50 to 99 lb	16.0	18.5	14.2	7.4	43.0	31.6	28.7	49.4	26.3	25.0
100 to 499 lb	24.8	6.8	10.1	6.5	43.8	26.6	23.4	33.0	32.8	29.9
500 to 749 lb	14.8	22.1	17.9	12.9	37.9	(S)	44.4	(S)	39.4	39.4
750 to 999 lb	24.4	13.7	17.0	7.8	46.6	31.9	30.2	36.1	(S)	64.4
1,000 to 9,999 lb	23.6	20.0	23.4	5.1	21.7	31.7	16.8	30.4	30.1	35.9
10,000 to 49,999 lb	32.9	15.9	18.0	7.3	34.0	39.6	39.7	(D)	(D)	(D)
50,000 to 99,999 lb	34.1	23.6	27.4	18.5	(D)	(D)	(D)	(D)	(D)	(D)
100,000 lb or more	42.3	33.9	41.9	21.7	(D)	(D)	(D)	(S)	(S)	71.1
STCC 20, Food or kindred products	1.9	.8	1.9	3.6	2.2	1.2	1.7	2.9	2.4	3.0
Less than 50 lb	(D)	(D)	(D)	(D)	5.4	6.7	6.4	6.7	10.0	9.0
50 to 99 lb	(D)	(D)	(D)	(D)	4.9	2.7	3.1	4.4	3.8	4.2
100 to 499 lb	3.4	2.7	3.1	2.9	3.7	2.9	2.9	3.5	3.6	3.7
500 to 749 lb	4.3	1.8	4.2	3.5	4.5	1.9	2.0	5.7	4.8	4.8
750 to 999 lb	5.6	2.8	3.9	3.4	7.1	3.1	3.2	7.5	5.9	6.4
1,000 to 9,999 lb	3.5	3.3	3.0	1.9	3.3	3.1	3.3	5.7	6.3	7.0
10,000 to 49,999 lb	1.7	1.0	1.7	1.9	2.2	1.5	1.7	4.0	3.5	3.5
50,000 to 99,999 lb	3.5	3.7	5.3	5.7	5.0	5.3	7.5	9.2	7.2	7.3
100,000 lb or more	6.5	4.8	5.6	2.8	10.8	8.2	9.9	39.9	18.2	21.1
STCC 21, Tobacco products, excluding insecticides	9.9	9.0	10.9	14.2	11.3	10.7	10.8	21.0	14.2	14.3
Less than 50 lb	8.3	7.6	22.5	18.7	7.5	8.4	9.1	11.0	9.6	9.5
50 to 99 lb	8.7	8.7	20.5	16.4	8.6	9.1	8.1	12.7	11.8	12.0
100 to 499 lb	12.0	10.4	11.0	10.0	14.8	14.1	11.0	11.3	11.5	11.4
500 to 749 lb	13.7	17.6	18.5	21.4	18.0	15.1	19.7	21.2	28.3	28.4
750 to 999 lb	(S)	(S)	16.8	38.1	(S)	(S)	28.9	26.5	37.0	35.4
1,000 to 9,999 lb	24.4	13.9	16.0	10.7	39.8	21.9	19.6	18.9	19.2	22.2
10,000 to 49,999 lb	13.6	10.4	13.0	12.8	25.3	17.7	24.8	(D)	(D)	(D)
50,000 to 99,999 lb	41.0	(S)	37.1	42.5	(S)	(S)	84.0	(D)	(D)	(D)
100,000 lb or more	39.4	29.8	43.6	16.6	100.0	100.0	100.0	(S)	(S)	(S)
STCC 22, Textile mill products	4.2	4.5	4.7	7.7	5.7	6.9	4.3	5.5	5.3	5.2
Less than 50 lb	13.2	10.8	23.9	8.7	30.8	14.8	16.3	16.3	8.9	8.4
50 to 99 lb	8.7	4.8	11.3	7.2	15.2	7.5	10.5	26.6	9.9	10.3
100 to 499 lb	7.8	5.1	6.4	4.2	9.2	8.1	10.3	20.9	7.1	7.1
500 to 749 lb	6.4	4.4	8.3	5.3	9.5	6.3	4.7	9.0	8.8	8.5
750 to 999 lb	4.0	4.2	6.5	5.4	11.6	9.5	11.9	12.5	12.6	12.8
1,000 to 9,999 lb	5.2	6.4	6.1	3.4	7.1	7.7	8.1	11.2	11.3	11.1
10,000 to 49,999 lb	4.9	3.9	3.5	3.3	9.7	9.5	7.0	8.2	6.8	6.6
50,000 to 99,999 lb	30.8	31.7	25.1	18.1	34.2	45.8	35.3	35.7	31.0	34.2
100,000 lb or more	(S)	39.1	46.2	27.8	(S)	(S)	(S)	47.2	(S)	(S)
STCC 23, Apparel or other finished textile products .	6.8	9.1	11.2	2.8	8.4	5.7	6.6	9.7	8.6	9.5
Less than 50 lb	6.4	5.7	7.6	2.9	8.1	11.4	11.3	9.3	8.9	9.0
50 to 99 lb	7.2	4.9	6.4	9.4	25.6	20.0	17.5	13.2	8.5	7.8
100 to 499 lb	8.0	5.3	4.0	5.0	28.6	18.0	6.6	7.5	6.1	5.8
500 to 749 lb	9.3	5.5	8.1	4.6	16.8	12.3	10.4	22.8	13.7	13.0
750 to 999 lb	7.9	6.9	8.8	7.4	20.0	16.5	12.7	14.0	20.6	21.1
1,000 to 9,999 lb	4.6	3.5	4.8	5.2	9.1	8.4	14.4	6.9	8.6	9.1
10,000 to 49,999 lb	16.1	17.5	23.1	6.1	17.4	11.4	8.1	21.3	14.6	15.0
50,000 to 99,999 lb	39.7	30.8	(S)	(S)	(S)	29.4	31.5	(D)	(D)	(D)
100,000 lb or more	(S)	48.0	(S)	(S)	41.4	(S)	43.2	(D)	(D)	(D)
STCC 24, Lumber or wood products, excluding furniture	3.0	3.2	9.2	3.5	2.8	4.5	4.1	4.6	9.4	11.4
Less than 50 lb	10.2	6.4	6.7	5.0	8.6	5.6	5.9	14.8	10.9	10.8
50 to 99 lb	8.2	6.9	4.6	4.4	10.1	8.5	10.5	10.2	7.9	8.1
100 to 499 lb	4.1	3.4	5.0	4.5	3.7	3.0	3.0	7.7	4.8	4.8
500 to 749 lb	3.2	5.3	12.7	12.9	4.3	6.8	7.4	9.1	7.8	7.0
750 to 999 lb	3.7	3.4	7.3	6.6	6.5	4.3	5.7	5.9	5.3	5.0
1,000 to 9,999 lb	4.2	4.7	5.9	5.4	4.7	6.1	5.1	6.6	7.0	7.0
10,000 to 49,999 lb	4.0	4.6	2.4	4.9	3.3	7.4	8.6	5.3	6.0	5.5
50,000 to 99,999 lb	4.6	5.2	4.6	3.1	6.8	6.8	7.5	8.0	7.5	11.5
100,000 lb or more	5.9	14.2	22.2	7.5	24.3	24.4	29.7	26.9	29.4	27.6
STCC 25, Furniture or fixtures	2.9	3.8	4.1	6.0	4.2	6.2	6.4	8.3	6.9	7.4
Less than 50 lb	7.0	8.0	14.6	6.8	4.7	4.4	7.1	15.0	14.0	13.0
50 to 99 lb	11.5	11.6	18.8	9.0	8.8	4.9	8.8	18.2	10.9	10.7
100 to 499 lb	3.6	4.7	9.9	9.7	5.9	6.1	7.4	8.5	8.2	8.2
500 to 749 lb	4.1	5.6	5.0	4.7	7.7	12.9	16.4	9.4	6.6	7.0
750 to 999 lb	5.7	8.5	7.2	4.8	9.5	11.0	12.5	12.8	8.9	8.9

Table B–11. **Estimated Coefficients of Variation for Shipment Characteristics by Commodity and Shipment Size by Distance Shipped for the United States: 1993—Con.**

STCC code, description, shipment size, and distance	Total, all miles				Less than 50 miles			50 to 99 miles		
	Value	Tons	Ton-miles	Average miles per shipment	Value	Tons	Ton-miles	Value	Tons	Ton-miles
STCC 25, Furniture or fixtures—Con.										
1,000 to 9,999 lb	3.4	2.6	3.9	2.7	7.4	6.4	7.8	10.0	6.8	7.1
10,000 to 49,999 lb	8.2	6.8	5.9	5.5	10.4	19.2	7.2	10.8	7.5	7.6
50,000 to 99,999 lb	37.0	36.1	31.9	18.5	42.1	42.1	39.5	(S)	(S)	(S)
100,000 lb or more	29.9	31.6	(S)	(S)	35.9	49.7	(S)	(S)	(S)	(S)
STCC 26, Pulp, paper, or allied products	1.7	1.8	1.4	12.2	2.0	4.0	6.0	3.7	3.1	3.0
Less than 50 lb	(D)	(D)	(D)	(D)	5.3	6.3	6.7	7.2	23.3	25.4
50 to 99 lb	4.1	7.7	31.3	15.3	4.3	3.8	4.1	5.6	7.6	7.3
100 to 499 lb	3.4	4.1	5.6	5.8	4.6	4.7	6.9	4.7	6.7	6.0
500 to 749 lb	3.7	3.4	4.4	3.9	4.4	4.0	7.5	8.0	5.1	5.4
750 to 999 lb	6.5	5.3	3.5	4.0	6.9	5.7	7.8	11.2	14.0	11.9
1,000 to 9,999 lb	2.9	2.6	4.4	3.8	2.6	2.5	2.4	3.2	2.1	2.5
10,000 to 49,999 lb	2.6	1.8	2.6	3.0	3.6	4.1	6.1	5.8	4.2	4.0
50,000 to 99,999 lb	(D)	(D)	(D)	(D)	11.3	25.1	31.1	14.3	13.1	12.4
100,000 lb or more	2.3	2.6	3.2	2.2	13.0	11.6	10.4	12.9	17.4	15.4
STCC 27, Printed matter	(S)	(S)	(S)	(S)	(S)	(S)	(S)	(S)	(S)	(S)
Less than 50 lb	(S)	(S)	(S)	(S)	(S)	(S)	(S)	(S)	(S)	(S)
50 to 99 lb	(S)	(S)	(S)	(S)	(S)	(S)	(S)	(S)	(S)	(S)
100 to 499 lb	(D)	(D)	(D)	(D)	(S)	(S)	(S)	(S)	(S)	(S)
500 to 749 lb	(S)	(S)	(S)	(S)	(S)	(S)	(S)	(S)	(S)	(S)
750 to 999 lb	(S)	(S)	(S)	(S)	(S)	(S)	(S)	(S)	(S)	(S)
1,000 to 9,999 lb	(S)	(S)	(S)	(S)	(S)	(S)	(S)	(S)	(S)	(S)
10,000 to 49,999 lb	(S)	(S)	(S)	(S)	(S)	(S)	(S)	(S)	(S)	(S)
50,000 to 99,999 lb	(D)	(D)	(D)	(D)	(S)	(S)	(S)	(S)	(S)	(S)
100,000 lb or more	(S)	(S)	(S)	(S)	(S)	(S)	(S)	(S)	(S)	(S)
STCC 28, Chemicals or allied products	2.2	5.1	8.9	7.8	2.7	4.3	5.6	5.3	8.8	8.6
Less than 50 lb	5.7	3.6	11.2	8.5	4.5	4.1	4.5	11.0	5.2	5.0
50 to 99 lb	3.8	3.0	4.7	3.6	8.7	4.4	4.4	6.9	3.4	3.5
100 to 499 lb	10.2	4.4	5.9	5.4	8.8	6.5	4.2	11.8	7.5	7.8
500 to 749 lb	8.8	2.8	4.3	4.5	10.3	4.2	3.3	13.3	6.2	5.9
750 to 999 lb	9.5	3.6	5.4	4.7	8.0	5.3	4.6	22.7	9.6	10.7
1,000 to 9,999 lb	5.6	4.4	7.0	4.4	5.1	6.1	4.8	8.0	5.8	5.3
10,000 to 49,999 lb	3.5	3.6	2.9	3.1	4.9	3.7	5.1	10.3	12.3	11.8
50,000 to 99,999 lb	7.2	9.1	4.8	7.9	11.1	12.7	12.5	11.6	9.0	7.7
100,000 lb or more	7.0	11.1	13.7	2.7	15.3	10.9	10.6	23.1	23.1	20.6
STCC 29, Petroleum or coal products	4.2	4.1	7.8	43.8	5.7	5.5	5.6	5.3	8.3	13.0
Less than 50 lb	14.4	5.5	(S)	(S)	6.1	8.5	11.1	19.7	13.0	12.5
50 to 99 lb	7.1	10.2	18.0	14.8	10.1	12.0	34.5	11.1	19.2	17.7
100 to 499 lb	3.7	3.8	8.3	8.1	4.2	4.1	6.8	11.4	12.3	11.9
500 to 749 lb	6.0	6.8	9.5	8.9	5.7	7.4	11.2	20.1	22.7	19.7
750 to 999 lb	5.5	7.4	12.0	12.7	6.0	8.0	10.7	15.1	24.7	20.0
1,000 to 9,999 lb	7.8	8.5	10.6	7.3	8.9	8.4	11.8	11.7	18.7	17.8
10,000 to 49,999 lb	8.7	9.7	9.5	5.6	12.7	12.4	10.8	8.4	17.6	18.7
50,000 to 99,999 lb	8.4	7.5	6.3	9.2	9.6	8.8	7.5	8.6	9.0	9.8
100,000 lb or more	4.7	5.5	9.9	9.2	7.2	7.2	8.5	16.8	19.3	27.3
STCC 30, Rubber or miscellaneous plastics products	3.7	4.5	2.9	7.4	2.4	9.2	4.9	9.6	7.0	6.3
Less than 50 lb	(D)	(D)	(D)	(D)	5.2	4.2	4.8	5.8	5.4	5.3
50 to 99 lb	4.0	3.5	6.5	3.5	4.7	3.6	4.3	4.3	5.5	5.8
100 to 499 lb	3.2	2.9	3.8	3.4	4.7	4.5	5.3	4.3	5.5	5.5
500 to 749 lb	3.5	2.9	5.4	5.0	4.8	4.6	7.2	10.7	7.2	7.0
750 to 999 lb	5.3	3.8	5.1	3.2	6.2	4.2	5.0	10.7	4.9	4.1
1,000 to 9,999 lb	5.4	4.2	4.2	2.7	5.9	5.5	6.6	6.7	4.7	4.2
10,000 to 49,999 lb	5.5	4.9	3.2	3.4	9.0	17.7	6.7	23.0	12.0	10.2
50,000 to 99,999 lb	(D)	(D)	(D)	(D)	(S)	(S)	(S)	(S)	(S)	(S)
100,000 lb or more	15.9	19.5	29.6	19.0	31.0	28.2	43.8	(S)	(S)	(S)
STCC 31, Leather or leather products	8.4	6.2	8.2	5.5	10.3	10.6	10.4	17.2	15.8	15.1
Less than 50 lb	4.2	4.4	8.0	6.3	11.0	9.5	11.1	9.0	9.4	9.6
50 to 99 lb	10.8	13.9	12.3	5.7	12.9	19.2	15.0	30.1	19.2	19.6
100 to 499 lb	7.8	8.8	9.0	4.3	17.7	23.6	17.4	18.3	12.9	12.0
500 to 749 lb	9.8	11.6	14.0	6.0	23.9	17.9	35.6	30.3	28.9	27.0
750 to 999 lb	15.8	11.2	11.9	6.9	(S)	38.3	35.9	42.0	37.4	38.0
1,000 to 9,999 lb	17.3	13.9	21.4	8.2	17.5	19.4	25.5	25.2	24.2	21.5
10,000 to 49,999 lb	12.7	12.0	14.9	9.1	21.2	18.6	19.4	24.7	28.4	30.5
50,000 to 99,999 lb	(S)	44.1	(S)	(S)	(S)	43.0	34.0	(S)	(S)	100.0
100,000 lb or more	(S)	(S)	(S)	(S)	-	-	-	(S)	100.0	100.0
STCC 32, Clay, concrete, glass, or stone products	5.4	1.9	3.2	7.5	11.0	2.2	3.2	2.9	14.2	16.6
Less than 50 lb	5.7	12.8	22.0	7.4	11.6	4.8	6.5	8.9	8.5	9.5
50 to 99 lb	7.8	4.8	16.0	12.7	9.6	6.8	7.7	10.0	11.0	11.0
100 to 499 lb	3.3	4.0	7.4	5.7	4.4	4.3	5.7	5.2	5.3	5.7
500 to 749 lb	5.0	5.1	8.1	5.4	9.4	4.7	5.4	8.2	8.2	8.6
750 to 999 lb	7.9	7.3	10.0	5.5	10.8	10.5	10.4	14.5	11.9	12.0

Table B-11. Estimated Coefficients of Variation for Shipment Characteristics by Commodity and Shipment Size by Distance Shipped for the United States: 1993—Con.

STCC code, description, shipment size, and distance	Total, all mileages				Less than 50 miles			50 to 99 miles		
	Value	Tons	Ton-miles	Average miles per shipment	Value	Tons	Ton-miles	Value	Tons	Ton-miles
STCC 32, Clay, concrete, glass, or stone products —Con.										
1,000 to 9,999 lb	3.3	3.8	7.1	6.0	3.6	4.1	4.0	11.3	8.4	7.9
10,000 to 49,999 lb	10.0	1.8	3.4	3.7	19.2	2.2	2.9	3.5	2.8	2.9
50,000 to 99,999 lb	4.1	5.2	3.6	3.6	6.0	7.9	5.5	3.5	2.2	2.5
100,000 lb or more	7.0	13.7	12.1	3.7	10.2	13.7	20.6	31.8	(S)	(S)
STCC 33, Primary metal products										
	1.8	3.4	4.5	4.6	2.8	5.4	5.4	3.2	3.8	4.7
Less than 50 lb	7.5	6.0	10.1	7.8	10.4	7.9	14.8	13.0	4.2	4.3
50 to 99 lb	8.3	5.3	8.5	8.3	9.9	6.3	5.9	12.8	7.5	8.8
100 to 499 lb	3.4	3.2	5.2	4.9	6.3	3.6	3.7	15.0	4.9	4.6
500 to 749 lb	4.2	2.6	3.3	3.9	10.2	4.1	3.4	11.6	6.1	6.1
750 to 999 lb	4.1	2.4	5.7	4.6	4.5	2.4	3.9	6.9	4.0	4.4
1,000 to 9,999 lb	3.5	3.3	3.8	2.0	5.1	4.4	4.5	4.8	4.7	4.9
10,000 to 49,999 lb	1.8	3.3	2.5	1.9	4.0	5.6	5.4	4.1	4.3	4.9
50,000 to 99,999 lb	6.8	7.5	9.4	6.0	10.1	10.5	12.1	8.4	11.5	13.3
100,000 lb or more	8.3	8.0	9.5	4.6	11.5	13.7	18.1	13.7	15.6	20.1
STCC 34, Fabricated metal products										
	2.5	2.8	2.3	2.8	3.4	4.8	3.7	5.4	4.1	3.6
Less than 50 lb	(D)	(D)	(D)	(D)	5.1	3.2	3.2	7.3	3.7	3.7
50 to 99 lb	3.3	3.5	7.1	4.2	4.8	2.0	2.1	7.2	5.7	6.6
100 to 499 lb	(D)	(D)	(D)	(D)	1.9	2.9	2.8	8.8	4.7	5.0
500 to 749 lb	4.5	2.7	4.1	3.9	2.1	3.9	3.3	6.5	4.3	4.0
750 to 999 lb	2.9	2.7	3.1	2.5	4.8	4.7	3.9	6.1	6.6	6.2
1,000 to 9,999 lb	3.1	2.8	2.0	1.5	5.7	3.9	2.9	4.8	3.6	3.6
10,000 to 49,999 lb	2.7	2.4	2.6	2.0	4.9	6.2	4.9	10.2	4.7	4.0
50,000 to 99,999 lb	15.2	10.2	22.5	12.9	11.1	12.5	15.9	19.5	12.4	12.0
100,000 lb or more	7.8	14.5	16.3	6.0	17.4	19.9	24.2	22.7	25.6	23.6
STCC 35, Machinery, excluding electrical										
	3.8	2.6	4.7	6.2	3.9	4.6	4.5	6.0	3.6	4.1
Less than 50 lb	3.9	4.1	9.2	7.3	6.4	6.4	4.5	5.9	6.7	6.5
50 to 99 lb	3.2	4.6	8.6	5.5	9.6	6.9	6.2	7.1	5.8	6.3
100 to 499 lb	6.7	4.4	10.4	5.6	4.1	3.5	2.9	7.1	5.1	4.9
500 to 749 lb	17.3	10.0	13.5	7.6	33.9	15.5	28.1	9.1	6.5	6.6
750 to 999 lb	22.4	11.9	23.2	7.4	12.3	6.6	6.8	21.6	18.8	16.6
1,000 to 9,999 lb	5.5	2.3	4.3	3.7	6.8	6.5	5.4	7.5	5.0	4.9
10,000 to 49,999 lb	6.7	4.0	5.6	2.7	6.1	8.4	11.2	15.6	8.2	9.4
50,000 to 99,999 lb	(D)	(D)	(D)	(D)	14.6	20.6	14.6	(D)	(D)	(D)
100,000 lb or more	(D)	(D)	(D)	(D)	47.4	43.5	46.2	(D)	(D)	(D)
STCC 36, Electrical machinery, equipment, or supplies										
	4.4	3.1	6.2	3.1	6.4	5.6	4.3	8.5	4.4	4.0
Less than 50 lb	3.8	3.1	10.4	3.5	3.8	3.3	3.9	6.2	2.1	2.3
50 to 99 lb	8.3	4.6	7.7	6.5	11.0	8.3	6.5	33.1	7.7	8.5
100 to 499 lb	6.6	3.1	3.3	4.7	12.5	8.0	5.7	23.7	6.4	6.7
500 to 749 lb	7.9	3.4	4.2	3.2	11.6	9.1	9.8	18.0	8.9	7.8
750 to 999 lb	7.3	6.3	6.6	3.4	22.5	12.3	10.8	23.1	9.8	11.5
1,000 to 9,999 lb	7.0	3.7	5.2	3.0	9.3	13.2	7.3	13.6	9.2	8.1
10,000 to 49,999 lb	5.1	4.9	7.9	3.0	10.6	6.1	8.3	12.5	5.0	4.7
50,000 to 99,999 lb	15.6	16.5	22.6	16.2	28.5	28.3	39.3	48.4	41.9	40.4
100,000 lb or more	19.9	48.9	(S)	(S)	36.8	32.3	36.6	45.9	(S)	(S)
STCC 37, Transportation equipment										
	4.7	3.8	7.4	4.1	5.3	7.0	6.0	6.3	9.2	8.3
Less than 50 lb	7.2	4.1	5.5	5.2	13.1	6.5	7.3	20.5	4.5	4.5
50 to 99 lb	13.3	4.7	6.7	6.1	35.6	9.6	11.0	21.7	14.3	12.7
100 to 499 lb	11.3	4.7	7.5	4.2	16.1	7.8	8.3	6.5	5.6	5.8
500 to 749 lb	7.9	5.1	7.6	6.2	19.3	11.1	13.0	12.6	9.1	9.2
750 to 999 lb	15.8	7.6	16.3	10.3	18.1	9.7	13.8	33.7	17.8	18.1
1,000 to 9,999 lb	7.4	4.8	10.9	9.5	13.1	9.8	14.8	12.5	8.4	8.3
10,000 to 49,999 lb	4.6	5.0	9.2	8.8	6.5	9.8	6.1	8.8	10.5	9.2
50,000 to 99,999 lb	16.6	21.4	41.6	17.5	34.2	39.0	35.2	32.7	35.6	30.1
100,000 lb or more	19.5	13.1	19.5	12.6	34.5	31.0	29.0	(S)	41.5	42.2
STCC 38, Instruments, photographic goods, optical goods, watches, or clocks										
	8.0	12.0	16.7	3.0	10.1	18.7	17.5	25.9	23.3	24.7
Less than 50 lb	3.5	4.2	6.0	3.1	7.7	7.7	7.4	12.3	4.4	5.1
50 to 99 lb	5.5	16.5	8.7	7.6	12.7	29.4	26.9	6.3	34.0	34.4
100 to 499 lb	10.0	10.4	9.5	4.9	15.6	11.6	9.4	8.3	30.3	29.8
500 to 749 lb	11.9	9.7	13.8	7.7	14.8	12.1	8.5	17.9	12.1	13.2
750 to 999 lb	10.5	15.0	13.5	15.9	31.3	21.8	22.8	31.3	21.0	19.8
1,000 to 9,999 lb	17.3	18.9	16.9	11.5	25.6	25.4	28.3	22.0	38.3	41.7
10,000 to 49,999 lb	25.7	20.2	29.7	10.4	24.5	27.7	23.1	(S)	(S)	(S)
50,000 to 99,999 lb	33.7	46.9	45.2	26.3	(S)	(S)	100.0	—	—	—
100,000 lb or more	(S)	(S)	(S)	(S)	—	—	—	—	—	—
STCC 39, Miscellaneous products of manufacturing										
	14.7	11.0	7.2	5.1	8.7	8.5	8.0	9.3	8.7	8.8
Less than 50 lb	5.1	4.0	7.3	5.4	10.5	10.6	11.6	9.8	5.0	5.1
50 to 99 lb	4.4	5.1	8.3	6.0	9.6	9.0	13.2	9.7	10.1	10.0
100 to 499 lb	6.2	4.1	4.3	2.5	4.7	7.8	5.6	10.9	6.7	7.4
500 to 749 lb	8.8	7.1	10.1	4.9	32.0	6.5	5.2	14.0	8.8	7.6
750 to 999 lb	10.6	5.4	8.2	5.4	27.1	10.9	10.8	11.3	9.5	9.3

Table B-11. Estimated Coefficients of Variation for Shipment Characteristics by Commodity and Shipment Size by Distance Shipped for the United States: 1993—Con.

STCC code, description, shipment size, and distance	Total, all mileages				Less than 50 miles			50 to 99 miles		
	Value	Tons	Ton-miles	Average miles per shipment	Value	Tons	Ton-miles	Value	Tons	Ton-miles
STCC 39, Miscellaneous products of manufacturing—Con.										
1,000 to 9,999 lb	7.5	7.2	6.9	2.5	5.5	6.2	7.5	10.0	8.5	9.1
10,000 to 49,999 lb	26.2	16.5	10.7	5.2	11.1	15.4	13.7	19.7	12.5	12.6
50,000 to 99,999 lb	24.1	17.9	19.3	12.7	25.1	32.6	39.3	46.4	(S)	(S)
100,000 lb or more	(S)	(S)	(S)	(S)	(S)	(S)	(S)	(S)	(S)	67.4
STCC 40, Waste or scrap materials	8.3	13.1	6.9	5.5	11.8	15.9	17.2	16.5	23.8	28.3
Less than 50 lb	(S)	28.2	24.8	32.2	(S)	32.1	43.4	(S)	86.0	86.4
50 to 99 lb	(S)	30.4	31.4	(S)	44.5	34.5	47.4	(S)	47.1	46.5
100 to 499 lb	(S)	45.0	25.6	(S)	(S)	49.6	33.6	(S)	(S)	50.3
500 to 749 lb	22.8	29.9	27.9	24.9	31.7	35.7	59.6	(S)	46.8	42.5
750 to 999 lb	22.2	24.7	(S)	(S)	32.6	36.0	73.0	43.0	38.6	39.2
1,000 to 9,999 lb	17.3	15.2	17.9	14.4	22.6	15.3	13.2	27.1	19.8	18.8
10,000 to 49,999 lb	8.4	8.0	5.8	5.3	14.4	11.5	9.1	8.5	13.9	18.5
50,000 to 99,999 lb	26.8	29.7	26.1	5.0	23.5	23.4	30.6	(S)	47.1	(S)
100,000 lb or more	7.6	13.2	5.7	8.5	13.8	22.1	25.0	10.9	19.1	17.7
STCC 41, Miscellaneous freight shipment	10.3	12.9	9.7	8.8	7.4	14.4	17.2	15.5	31.4	30.2
Less than 50 lb	17.2	8.6	14.4	8.0	28.4	15.2	15.8	14.3	15.2	16.6
50 to 99 lb	13.1	12.7	23.1	14.1	17.6	15.5	19.8	18.8	22.9	24.1
100 to 499 lb	10.0	15.1	16.3	22.4	16.4	23.1	27.9	21.5	24.8	25.8
500 to 749 lb	35.3	21.8	22.8	21.1	21.8	26.7	28.6	49.7	36.5	38.2
750 to 999 lb	11.0	14.2	9.8	12.5	17.4	27.3	32.4	38.9	44.2	44.4
1,000 to 9,999 lb	15.1	13.7	16.9	14.2	18.1	30.1	31.3	19.4	17.6	17.4
10,000 to 49,999 lb	12.0	16.3	12.4	5.7	11.9	17.4	20.4	18.1	34.7	33.6
50,000 to 99,999 lb	(S)	29.0	39.3	16.4	(S)	(S)	(S)	(S)	43.1	44.2
100,000 lb or more	40.4	(S)	(S)	(S)	(S)	(S)	85.5	68.1	(S)	68.0
STCC 42, Containers, carriers or devices, shipping, returned empty	20.8	16.3	29.1	24.2	28.9	29.6	33.9	31.6	31.3	27.3
Less than 50 lb	(D)	(D)	(D)	(D)	(D)	(D)	(D)	61.2	81.1	85.0
50 to 99 lb	(D)	(D)	(D)	(D)	(D)	(D)	(D)	(S)	78.9	77.6
100 to 499 lb	43.6	38.6	33.1	32.4	(D)	(D)	(D)	47.7	40.8	45.9
500 to 749 lb	46.4	48.4	25.1	46.7	(D)	(D)	(D)	53.3	44.9	46.1
750 to 999 lb	(S)	(S)	(S)	(S)	(S)	(S)	86.0	(S)	(S)	49.3
1,000 to 9,999 lb	25.1	27.9	19.5	23.8	44.1	44.7	(S)	39.3	47.1	41.8
10,000 to 49,999 lb	31.5	20.9	35.3	14.0	18.8	30.2	35.7	42.3	35.9	31.6
50,000 to 99,999 lb	(D)	(D)	(D)	(D)	(D)	(D)	(D)	—	—	—
100,000 lb or more	(D)	(D)	(D)	(D)	—	—	—	—	—	—
STCC 48, Waste hazardous materials or waste hazardous substances	24.6	13.0	17.6	33.4	26.2	27.5	26.4	28.9	19.6	19.8
Less than 50 lb	44.3	46.9	61.9	(S)	(S)	(S)	58.0	(S)	76.8	75.1
50 to 99 lb	(S)	(S)	50.2	(S)	(D)	(D)	(D)	(S)	78.8	82.1
100 to 499 lb	(S)	22.9	47.1	42.9	44.7	30.2	34.0	(S)	65.0	67.9
500 to 749 lb	(D)	(D)	(D)	(D)	(D)	(D)	(D)	97.9	75.4	77.0
750 to 999 lb	(S)	(S)	(S)	(S)	(D)	(D)	(D)	100.0	100.0	100.0
1,000 to 9,999 lb	(S)	(S)	27.0	(S)	(D)	(D)	(D)	45.8	(S)	55.6
10,000 to 49,999 lb	24.2	19.5	19.5	20.1	29.8	29.1	29.6	34.6	21.1	21.1
50,000 to 99,999 lb	(S)	40.2	(S)	(S)	(D)	(D)	(D)	(S)	(S)	54.8
100,000 lb or more	(D)	(D)	(D)	(D)	(D)	(D)	(D)	—	—	—
Commodity unknown	13.1	12.1	22.9	9.8	13.0	14.2	13.2	14.0	13.5	15.3
Less than 50 lb	14.7	12.9	10.0	10.3	10.4	10.6	14.0	49.3	(S)	(S)
50 to 99 lb	10.8	12.7	15.8	13.4	10.7	8.5	13.4	35.4	(S)	49.5
100 to 499 lb	27.0	6.0	12.5	10.5	37.4	8.0	8.7	14.8	12.1	12.3
500 to 749 lb	36.3	12.1	20.0	10.7	45.9	14.1	10.9	26.2	14.2	15.0
750 to 999 lb	18.9	20.5	20.0	20.4	30.1	27.1	21.8	23.1	(S)	(S)
1,000 to 9,999 lb	13.1	10.4	20.1	7.5	13.5	8.0	11.0	14.6	28.5	29.1
10,000 to 49,999 lb	21.6	19.8	30.0	12.5	17.4	18.0	16.5	16.8	15.1	15.6
50,000 to 99,999 lb	30.9	23.5	(S)	(S)	(S)	38.0	37.6	(S)	49.1	(S)
100,000 lb or more	26.3	32.9	49.3	15.4	42.6	47.4	47.5	(S)	(S)	(S)

Table B–11. Estimated Coefficients of Variation for Shipment Characteristics by Commodity and Shipment Size by Distance Shipped for the United States: 1993—Con.

STCC code, description, shipment size, and distance	100 to 249 miles			250 to 499 miles			500 to 749 miles			750 to 999 miles		
	Value	Tons	Ton-miles	Value	Tons	Ton-miles	Value	Tons	Ton-miles	Value	Tons	Ton-miles
STCC 25, Furniture or fixtures—Con.												
1,000 to 9,999 lb	7.7	3.8	3.4	5.7	4.4	4.6	2.2	4.4	4.3	6.0	7.7	7.3
10,000 to 49,999 lb	27.5	24.8	23.0	11.1	6.4	6.2	13.5	9.8	10.3	12.0	10.2	10.5
50,000 to 99,999 lb	41.2	36.1	35.9	(S)	(S)	(S)	37.5	31.0	30.8	42.5	34.5	32.5
100,000 lb or more	(S)	(S)	(S)	(S)	(S)	(S)	(S)	(S)	47.5	100.0	100.0	100.0
STCC 26, Pulp, paper, or allied products	2.3	3.8	4.1	1.7	2.8	3.2	3.1	1.8	1.9	3.8	2.7	2.7
Less than 50 lb	12.5	8.8	9.7	18.3	16.8	16.0	10.3	12.3	12.2	11.2	11.6	11.7
50 to 99 lb	5.5	4.3	4.5	9.0	7.7	7.5	43.1	(S)	(S)	10.9	10.0	9.7
100 to 499 lb	5.5	5.6	5.8	5.3	6.4	6.3	6.7	8.7	8.9	11.5	8.8	9.2
500 to 749 lb	8.1	8.1	7.7	6.0	8.4	8.6	12.7	17.3	18.8	12.4	10.8	10.4
750 to 999 lb	10.8	9.3	10.0	14.5	7.6	7.6	8.2	12.9	12.7	18.5	10.5	10.7
1,000 to 9,999 lb	3.8	5.3	5.9	7.8	8.3	7.5	6.3	6.0	6.1	10.0	8.0	8.4
10,000 to 49,999 lb	2.6	3.2	3.2	3.0	3.6	3.5	4.7	2.6	2.9	6.1	5.8	5.8
50,000 to 99,999 lb	6.5	11.5	10.6	10.3	10.0	9.7	10.5	9.9	10.4	15.0	12.6	12.5
100,000 lb or more	8.3	11.7	11.3	8.0	7.1	8.2	4.3	4.1	3.7	6.6	6.3	6.4
STCC 27, Printed matter	(S)	(S)	(S)	(S)	(S)	(S)	(S)	(S)	(S)	(S)	(S)	(S)
Less than 50 lb	(S)	(S)	(S)	(S)	(S)	(S)	(S)	(S)	(S)	(S)	(S)	(S)
50 to 99 lb	(S)	(S)	(S)	(S)	(S)	(S)	(S)	(S)	(S)	(S)	(S)	(S)
100 to 499 lb	(S)	(S)	(S)	(S)	(S)	(S)	(S)	(S)	(S)	(S)	(S)	(S)
500 to 749 lb	(S)	(S)	(S)	(S)	(S)	(S)	(S)	(S)	(S)	(S)	(S)	(S)
750 to 999 lb	(S)	(S)	(S)	(S)	(S)	(S)	(S)	(S)	(S)	(S)	(S)	(S)
1,000 to 9,999 lb	(S)	(S)	(S)	(S)	(S)	(S)	(S)	(S)	(S)	(S)	(S)	(S)
10,000 to 49,999 lb	(S)	(S)	(S)	(S)	(S)	(S)	(S)	(S)	(S)	(S)	(S)	(S)
50,000 to 99,999 lb	(S)	(S)	(S)	(S)	(S)	(S)	(S)	(S)	(S)	(S)	(S)	(S)
100,000 lb or more	(S)	(S)	(S)	(S)	(S)	(S)	(S)	(S)	(S)	(S)	(S)	(S)
STCC 28, Chemicals or allied products	3.2	3.6	3.6	5.7	6.9	6.3	4.5	23.6	25.4	6.6	6.8	7.0
Less than 50 lb	7.5	2.8	3.3	20.4	14.4	17.8	12.0	12.7	13.4	9.5	13.4	14.1
50 to 99 lb	6.5	6.5	6.6	8.2	5.9	6.6	14.1	5.5	6.2	12.8	8.2	8.5
100 to 499 lb	9.7	6.4	6.1	26.2	5.7	6.3	7.6	3.8	3.7	16.6	7.4	7.7
500 to 749 lb	12.9	5.2	5.6	24.3	6.6	6.9	12.8	4.9	5.0	17.5	5.7	6.6
750 to 999 lb	18.8	3.1	3.9	22.8	5.5	5.1	28.8	7.3	7.5	22.1	13.1	12.3
1,000 to 9,999 lb	8.4	4.3	4.3	10.4	5.1	4.8	18.2	4.8	4.9	26.3	24.3	30.7
10,000 to 49,999 lb	5.3	3.3	3.2	3.8	2.7	2.8	3.4	4.3	4.5	4.8	9.6	8.9
50,000 to 99,999 lb	10.4	6.1	6.0	16.6	6.6	6.2	17.4	13.1	13.8	19.8	14.4	14.6
100,000 lb or more	8.6	11.3	9.7	10.0	14.4	11.7	20.2	31.9	32.6	9.6	8.3	8.2
STCC 29, Petroleum or coal products	7.4	5.4	7.4	7.0	8.5	9.7	12.6	12.5	13.6	14.3	19.4	22.4
Less than 50 lb	17.5	21.3	22.9	15.6	19.7	22.9	16.9	15.0	14.9	22.8	19.3	18.7
50 to 99 lb	23.3	(S)	(S)	14.9	15.4	15.8	29.2	13.3	12.8	34.2	22.6	22.2
100 to 499 lb	11.5	22.8	28.6	29.6	35.7	42.1	15.3	9.7	9.3	21.2	13.6	13.5
500 to 749 lb	21.0	40.1	47.5	13.9	13.0	11.9	21.2	14.6	14.2	29.9	15.1	15.6
750 to 999 lb	18.7	45.1	(S)	10.9	11.0	11.2	16.2	17.2	18.0	19.4	15.9	15.7
1,000 to 9,999 lb	12.6	22.9	27.1	11.0	20.0	25.5	12.3	10.0	10.2	11.5	19.3	18.1
10,000 to 49,999 lb	7.3	9.8	8.8	7.0	11.2	11.1	7.8	9.8	9.8	37.1	27.0	29.1
50,000 to 99,999 lb	6.1	5.2	6.3	9.1	12.1	14.3	31.9	23.3	22.8	28.9	44.1	43.4
100,000 lb or more	10.9	8.0	10.4	9.7	9.8	11.2	19.3	14.3	15.1	21.2	23.8	26.5
STCC 30, Rubber or miscellaneous plastics products	5.4	5.4	4.8	5.7	4.9	5.0	4.2	3.3	3.3	4.6	5.3	5.1
Less than 50 lb	4.7	5.3	5.5	7.4	9.2	10.3	7.4	8.8	9.1	(D)	(D)	(D)
50 to 99 lb	4.9	4.6	4.8	10.2	6.4	6.2	6.0	6.3	5.9	9.3	9.5	9.7
100 to 499 lb	5.5	5.5	5.2	5.4	7.3	6.8	4.2	4.4	4.4	13.2	8.1	8.3
500 to 749 lb	10.0	9.3	9.4	9.1	5.1	5.5	12.5	11.8	12.4	7.4	6.3	6.1
750 to 999 lb	6.4	7.9	8.3	11.9	14.9	14.2	26.9	11.0	11.5	22.1	11.3	10.8
1,000 to 9,999 lb	7.5	5.6	5.7	5.5	5.3	5.3	6.0	4.2	4.1	11.3	4.4	5.3
10,000 to 49,999 lb	10.2	7.6	6.7	8.1	6.1	6.3	4.6	3.7	3.8	5.4	8.5	8.3
50,000 to 99,999 lb	24.1	43.2	41.7	29.6	21.4	22.1	18.0	17.7	17.9	30.7	34.3	34.4
100,000 lb or more	40.5	42.8	44.3	49.3	(S)	(S)	46.3	31.3	30.9	(D)	(D)	(D)
STCC 31, Leather or leather products	9.7	7.7	7.8	8.8	6.9	8.0	14.0	16.2	17.4	9.4	8.4	9.1
Less than 50 lb	8.1	12.5	14.4	12.0	17.3	15.2	8.9	6.9	7.4	8.8	8.0	8.1
50 to 99 lb	22.4	31.0	35.1	21.7	29.3	26.2	18.1	15.8	17.3	21.5	26.3	27.5
100 to 499 lb	15.0	11.4	10.9	13.4	12.0	11.0	14.3	12.4	12.3	24.4	24.5	25.4
500 to 749 lb	23.3	17.1	15.5	22.5	20.9	21.3	18.4	20.7	20.2	14.3	15.1	14.6
750 to 999 lb	21.8	20.3	19.5	28.4	19.4	21.8	18.2	15.8	16.0	28.5	26.7	26.7
1,000 to 9,999 lb	10.7	18.4	20.1	15.3	16.4	19.9	26.0	27.3	26.3	19.3	18.7	18.2
10,000 to 49,999 lb	32.1	17.7	18.3	17.0	9.6	8.8	35.2	34.8	36.7	35.0	26.6	25.3
50,000 to 99,999 lb	(S)	(S)	88.4	(S)	(S)	(S)	(S)	(S)	(S)	(S)	(S)	(S)
100,000 lb or more	—	—	—	(S)	(S)	(S)	(S)	(S)	(S)	—	—	—
STCC 32, Clay, concrete, glass, or stone products	1.9	4.8	7.0	3.8	7.1	9.0	6.1	9.8	11.4	3.2	8.3	8.2
Less than 50 lb	5.6	6.9	6.9	10.8	32.3	29.8	9.8	15.4	15.7	11.5	34.1	32.5
50 to 99 lb	11.2	6.1	5.6	13.6	11.5	12.2	25.3	19.9	20.4	13.3	14.0	14.2
100 to 499 lb	7.9	12.2	13.3	8.4	5.7	5.4	10.6	8.7	8.4	13.0	9.6	9.9
500 to 749 lb	5.8	13.3	14.2	18.9	9.6	8.5	13.8	13.5	13.6	15.8	19.5	20.1
750 to 999 lb	13.9	10.3	10.3	14.4	8.9	9.2	17.5	15.0	14.9	18.2	13.4	12.6

Table B-11. Estimated Coefficients of Variation for Shipment Characteristics by Commodity and Shipment Size by Distance Shipped for the United States: 1993—Con.

STCC code, description, shipment size, and distance	100 to 249 miles			250 to 499 miles			500 to 749 miles			750 to 999 miles		
	Value	Tons	Ton-miles	Value	Tons	Ton-miles	Value	Tons	Ton-miles	Value	Tons	Ton-miles
STCC 32, Clay, concrete, glass, or stone products—Con.												
1,000 to 9,999 lb	6.0	8.9	9.5	7.8	9.9	9.9	10.7	9.8	10.1	9.3	10.7	10.4
10,000 to 49,999 lb	3.2	3.7	3.9	4.5	3.6	3.5	9.2	4.6	4.5	4.6	5.7	5.8
50,000 to 99,999 lb	4.6	4.6	5.4	7.5	10.4	9.6	18.4	14.8	14.9	26.8	34.0	33.0
100,000 lb or more	11.4	15.4	20.1	14.0	16.8	20.1	9.7	21.5	22.4	18.5	13.5	12.8
STCC 33, Primary metal products	2.2	4.7	5.2	4.7	5.3	6.3	3.5	4.8	4.7	5.8	5.0	5.1
Less than 50 lb	6.3	5.3	5.5	4.7	3.7	4.0	6.9	12.0	11.5	10.2	7.7	7.7
50 to 99 lb	4.9	3.0	2.5	10.4	6.0	5.4	20.7	11.6	11.7	8.8	6.4	6.5
100 to 499 lb	7.2	5.4	5.8	5.8	5.7	5.5	13.0	7.3	8.4	7.6	7.0	7.1
500 to 749 lb	8.2	3.9	3.7	4.0	8.2	8.1	11.2	4.5	4.3	10.5	10.6	10.0
750 to 999 lb	6.7	6.1	6.6	15.6	9.2	8.3	9.7	14.6	15.2	19.8	21.0	22.4
1,000 to 9,999 lb	5.8	4.5	4.8	9.1	4.3	4.7	6.8	5.3	5.5	6.4	7.0	6.7
10,000 to 49,999 lb	3.2	4.6	4.5	2.2	3.2	3.4	5.0	5.2	5.2	9.0	7.7	7.7
50,000 to 99,999 lb	5.8	6.8	6.9	12.6	17.8	17.1	18.4	17.7	17.5	23.8	27.6	28.2
100,000 lb or more	16.3	13.5	16.3	24.8	17.4	19.5	7.4	6.7	6.6	10.8	7.8	7.8
STCC 34, Fabricated metal products	2.3	2.9	3.0	2.6	3.1	3.2	2.2	4.0	4.0	3.1	6.8	7.3
Less than 50 lb	4.4	5.4	5.3	3.3	5.3	4.8	6.0	7.0	7.2	2.7	11.2	11.6
50 to 99 lb	3.7	6.4	6.3	4.5	6.7	6.1	8.1	7.2	7.4	8.2	7.3	7.0
100 to 499 lb	4.8	4.1	4.0	4.7	4.3	4.2	4.7	3.1	2.9	5.7	4.9	5.0
500 to 749 lb	19.9	8.7	8.5	6.5	4.0	4.0	5.9	5.4	5.5	8.0	5.8	5.9
750 to 999 lb	5.5	5.8	5.6	8.8	6.7	7.0	9.4	5.0	5.0	15.0	10.3	10.2
1,000 to 9,999 lb	3.6	3.2	3.5	3.6	4.3	4.2	3.1	3.3	3.3	6.8	4.9	4.6
10,000 to 49,999 lb	2.7	2.7	2.8	3.8	3.4	3.9	5.7	5.4	5.6	3.5	2.8	2.7
50,000 to 99,999 lb	10.7	12.9	11.4	23.4	15.1	16.1	17.9	12.6	13.9	(S)	(S)	(S)
100,000 lb or more	28.0	34.4	32.2	21.0	17.7	19.4	16.4	34.1	37.9	25.6	38.0	37.8
STCC 35, Machinery, excluding electrical	4.9	4.2	5.7	6.8	2.9	3.1	11.0	9.0	9.9	9.6	6.4	6.4
Less than 50 lb	2.7	3.8	3.5	3.6	6.9	6.8	3.9	4.9	5.0	5.6	4.1	4.1
50 to 99 lb	7.7	7.4	7.4	7.7	6.4	6.4	8.1	20.9	22.6	9.9	12.2	12.2
100 to 499 lb	8.3	4.5	4.6	12.7	5.4	4.7	20.9	15.2	13.9	11.3	10.9	10.4
500 to 749 lb	18.3	12.9	13.1	9.3	8.0	7.1	9.3	13.5	14.4	40.6	30.7	28.3
750 to 999 lb	11.6	10.6	10.0	17.0	10.8	9.7	43.2	26.1	27.1	48.9	39.1	41.9
1,000 to 9,999 lb	17.0	7.1	7.9	14.0	4.7	4.4	7.2	4.9	5.1	7.7	10.6	9.8
10,000 to 49,999 lb	7.9	9.1	12.4	7.1	5.5	5.7	24.5	15.9	17.8	14.6	6.4	6.3
50,000 to 99,999 lb	27.3	17.4	17.6	23.7	11.6	11.9	19.7	15.5	16.1	19.1	18.8	19.5
100,000 lb or more	27.3	27.4	30.1	35.8	40.5	42.8	16.4	31.8	30.1	(S)	33.4	34.4
STCC 36, Electrical machinery, equipment, or supplies	5.6	3.9	4.6	6.1	4.2	4.3	7.1	6.0	5.9	2.9	4.5	4.7
Less than 50 lb	5.1	3.8	3.5	6.4	7.9	7.8	4.7	5.6	5.8	5.8	9.1	9.9
50 to 99 lb	31.4	6.7	6.7	16.0	6.5	6.3	10.2	12.0	12.1	5.6	9.2	9.5
100 to 499 lb	6.7	5.4	5.6	10.7	6.3	7.2	5.8	4.4	4.5	8.4	2.9	3.0
500 to 749 lb	10.2	7.4	7.5	10.6	8.6	8.6	7.9	8.8	8.4	7.0	8.8	8.8
750 to 999 lb	7.7	10.9	13.8	9.4	11.7	12.6	16.0	12.2	12.8	16.3	15.8	15.7
1,000 to 9,999 lb	10.5	5.3	5.6	9.0	3.4	4.0	18.1	9.3	9.1	6.9	6.1	6.4
10,000 to 49,999 lb	8.1	4.3	5.4	9.1	5.5	5.2	8.2	9.2	9.3	5.5	6.6	6.9
50,000 to 99,999 lb	22.6	27.4	24.0	23.5	31.2	32.4	(S)	49.9	49.1	36.1	44.4	44.9
100,000 lb or more	41.8	43.3	(S)	33.8	42.8	45.9	49.5	(S)	(S)	(S)	(S)	(S)
STCC 37, Transportation equipment	7.3	4.4	4.3	6.8	4.8	4.7	7.3	4.7	5.0	12.0	11.6	11.5
Less than 50 lb	7.2	5.3	5.2	5.3	7.0	7.2	6.8	8.7	8.7	16.3	6.1	6.0
50 to 99 lb	9.7	7.9	8.7	11.2	12.8	12.6	22.1	10.9	11.4	14.6	9.5	9.6
100 to 499 lb	7.2	3.5	3.4	13.0	9.8	9.7	22.9	8.8	9.2	46.2	31.1	31.5
500 to 749 lb	18.4	8.1	8.8	11.4	8.0	7.2	10.8	10.6	10.4	26.7	43.3	40.3
750 to 999 lb	23.0	9.3	9.6	12.8	8.7	8.9	49.0	29.6	31.7	(S)	(S)	(S)
1,000 to 9,999 lb	7.7	2.9	3.1	11.1	7.1	7.8	10.8	8.6	9.0	16.9	14.2	14.5
10,000 to 49,999 lb	11.5	7.4	8.3	7.2	5.5	5.1	4.4	4.7	4.6	11.5	12.7	13.9
50,000 to 99,999 lb	20.9	21.0	18.0	30.1	20.9	20.0	30.8	20.6	20.6	(S)	(S)	(S)
100,000 lb or more	19.4	28.5	34.3	14.2	11.6	11.9	22.0	20.3	21.1	36.2	33.0	33.5
STCC 38, Instruments, photographic goods, optical goods, watches, or clocks	23.7	19.3	18.3	8.2	9.2	8.7	21.7	23.8	23.6	11.3	18.8	19.1
Less than 50 lb	7.4	8.5	8.3	7.7	6.9	6.5	4.5	8.2	8.2	6.7	6.4	6.2
50 to 99 lb	9.1	9.5	8.6	15.9	18.7	20.4	10.7	5.7	5.5	12.5	10.9	11.1
100 to 499 lb	31.0	15.3	14.0	18.3	11.4	11.0	9.3	9.8	9.6	10.6	10.5	10.3
500 to 749 lb	19.6	23.8	22.2	16.7	21.6	20.7	20.6	13.4	13.8	18.4	22.4	22.4
750 to 999 lb	11.2	35.5	28.7	36.7	15.3	17.5	28.4	23.2	24.0	13.8	19.4	19.4
1,000 to 9,999 lb	33.3	39.9	35.3	22.0	18.0	15.7	19.9	8.4	8.4	15.7	13.5	13.1
10,000 to 49,999 lb	(S)	27.1	33.5	20.4	16.1	16.1	(S)	35.3	35.0	41.0	32.3	32.2
50,000 to 99,999 lb	38.8	45.0	42.9	—	—	—	—	—	—	(S)	(S)	(S)
100,000 lb or more	(S)	(S)	(S)	(S)	(S)	(S)	—	—	—	—	—	—
STCC 39, Miscellaneous products of manufacturing	36.5	23.8	25.8	16.7	16.6	17.2	6.6	8.4	8.6	24.4	15.7	16.1
Less than 50 lb	21.0	7.0	5.7	3.2	6.5	6.6	5.1	5.0	4.9	9.1	7.3	7.1
50 to 99 lb	12.9	9.3	9.5	3.6	3.8	3.8	11.0	10.7	10.9	11.7	15.1	14.3
100 to 499 lb	7.2	5.0	4.9	5.2	3.8	3.7	11.5	6.4	7.0	10.4	4.2	4.0
500 to 749 lb	11.4	17.0	12.5	11.3	5.8	6.7	10.9	42.2	43.6	31.9	8.7	8.9
750 to 999 lb	14.2	12.4	12.5	10.0	8.4	7.4	15.6	11.6	11.0	15.0	12.1	13.0

Table B-11. Estimated Coefficients of Variation for Shipment Characteristics by Commodity and Shipment Size by Distance Shipped for the United States: 1993—Con.

STCC code, description, shipment size, and distance	100 to 249 miles			250 to 499 miles			500 to 749 miles			750 to 999 miles		
	Value	Tons	Ton-miles	Value	Tons	Ton-miles	Value	Tons	Ton-miles	Value	Tons	Ton-miles
STCC 39, Miscellaneous products of manufacturing—Con.												
1,000 to 9,999 lb	14.7	13.6	16.0	12.3	9.7	9.9	7.5	6.9	7.3	14.1	10.2	10.1
10,000 to 49,999 lb	46.3	29.7	32.4	35.6	23.0	24.4	20.9	13.3	13.6	31.6	15.8	15.5
50,000 to 99,999 lb	(S)	24.3	24.8	35.5	31.8	30.0	47.9	(S)	(S)	(S)	(S)	(S)
100,000 lb or more	(S)	(S)	(S)	(S)	(S)	(S)	(S)	(S)	(S)	(S)	(S)	(S)
STCC 40, Waste or scrap materials	7.5	12.0	11.9	9.0	7.1	7.2	9.2	12.6	13.1	21.1	14.7	15.0
Less than 50 lb	(S)	36.7	35.6	43.0	38.5	40.9	(D)	(D)	(D)	(D)	(D)	(D)
50 to 99 lb	(S)	49.6	50.4	61.2	45.7	44.6	(D)	(D)	(D)	(D)	(D)	(D)
100 to 499 lb	45.8	31.6	31.3	49.3	45.6	42.3	(D)	(D)	(D)	74.4	58.8	59.4
500 to 749 lb	(S)	71.1	62.8	(S)	41.6	44.1	(S)	76.0	76.4	(D)	(D)	(D)
750 to 999 lb	(S)	49.1	52.0	43.2	(S)	55.2	51.5	63.3	63.5	73.3	67.8	67.3
1,000 to 9,999 lb	34.0	39.4	38.6	38.9	44.3	38.1	33.9	27.2	25.2	47.7	34.3	34.1
10,000 to 49,999 lb	8.1	8.0	8.8	10.4	8.9	8.0	11.4	16.9	18.7	23.3	20.9	19.2
50,000 to 99,999 lb	9.1	33.5	30.9	19.1	27.3	23.9	26.0	26.8	29.4	30.1	24.6	25.9
100,000 lb or more	10.0	16.3	12.6	13.3	11.6	10.9	16.8	15.8	16.2	31.8	25.2	25.3
STCC 41, Miscellaneous freight shipment	14.8	13.1	13.3	8.1	8.2	8.1	9.7	11.3	12.4	15.2	17.2	17.4
Less than 50 lb	29.7	19.9	20.6	38.0	19.2	19.9	23.3	14.3	14.1	27.2	13.4	13.6
50 to 99 lb	24.5	28.7	25.5	21.4	23.5	25.6	39.8	40.5	42.5	(S)	40.3	40.3
100 to 499 lb	23.2	24.7	23.9	17.1	15.4	15.4	27.9	21.9	20.9	29.7	27.1	26.9
500 to 749 lb	26.6	25.7	23.8	16.8	18.2	17.8	(S)	30.4	30.6	(S)	30.1	30.2
750 to 999 lb	20.4	19.9	18.9	25.4	25.7	28.0	42.6	32.2	30.4	42.0	30.4	30.6
1,000 to 9,999 lb	18.7	14.3	14.7	18.7	15.2	15.4	19.7	17.2	16.4	37.3	25.2	24.9
10,000 to 49,999 lb	14.7	14.0	14.3	10.9	10.9	10.9	17.5	14.8	14.1	34.5	25.6	25.1
50,000 to 99,999 lb	(S)	45.3	42.5	42.8	(S)	(S)	(S)	38.1	40.4	(S)	(S)	(S)
100,000 lb or more	(S)	(S)	49.2	(S)	(S)	(S)	(S)	(S)	(S)	—	—	—
STCC 42, Containers, carriers or devices, shipping, returned empty	23.8	21.2	25.0	25.4	34.5	37.8	(S)	(S)	(S)	(S)	(S)	(S)
Less than 50 lb	(S)	30.8	31.1	(D)	(D)	(D)	(D)	(D)	(D)	(D)	(D)	(D)
50 to 99 lb	(D)	(D)	(D)	(S)	66.8	67.1	(D)	(D)	(D)	100.0	100.0	100.0
100 to 499 lb	(D)	(D)	(D)	(S)	(S)	73.3	44.3	58.4	55.5	66.8	79.1	(S)
500 to 749 lb	(S)	30.3	32.6	(S)	(S)	47.3	(D)	(D)	(D)	(D)	(D)	(D)
750 to 999 lb	(S)	68.5	62.2	(D)	(D)	(D)	62.0	61.2	62.1	100.0	100.0	100.0
1,000 to 9,999 lb	26.8	20.5	21.3	39.7	38.9	41.0	(S)	27.5	27.4	24.1	24.3	24.0
10,000 to 49,999 lb	32.6	25.9	30.8	30.3	35.8	39.1	(S)	(S)	(S)	(S)	(S)	(S)
50,000 to 99,999 lb	—	—	—	—	—	—	—	—	—	—	—	—
100,000 lb or more	—	—	—	(D)	(D)	(D)	—	—	—	—	—	—
STCC 48, Waste hazardous materials or waste hazardous substances	45.8	30.6	29.8	28.2	42.2	45.7	22.1	30.0	29.8	(S)	(S)	(S)
Less than 50 lb	37.9	39.6	43.5	(S)	67.1	64.8	(D)	(D)	(D)	(D)	(D)	(D)
50 to 99 lb	(S)	55.6	57.9	(D)	(D)	(D)	(D)	(D)	(D)	70.6	70.1	71.4
100 to 499 lb	(S)	(S)	65.3	(S)	(S)	(S)	—	—	—	(S)	87.4	87.1
500 to 749 lb	(S)	(S)	91.8	(D)	(D)	(D)	(D)	(D)	(D)	(D)	(D)	(D)
750 to 999 lb	(S)	(S)	99.7	(D)	(D)	(D)	—	—	—	—	—	—
1,000 to 9,999 lb	(S)	(S)	(S)	33.6	38.8	41.3	(D)	(D)	(D)	(D)	(D)	(D)
10,000 to 49,999 lb	48.4	43.4	43.3	34.0	43.8	47.3	36.2	32.4	32.6	(S)	(S)	(S)
50,000 to 99,999 lb	(S)	41.5	41.7	—	—	—	(D)	(D)	(D)	—	—	—
100,000 lb or more	(S)	(S)	(S)	—	—	—	(D)	(D)	(D)	—	—	—
Commodity unknown	17.6	23.1	24.7	27.4	22.8	23.4	20.5	12.0	12.2	22.2	24.2	28.0
Less than 50 lb	8.7	16.0	16.2	23.1	13.1	12.2	24.9	17.3	18.7	24.8	9.6	9.7
50 to 99 lb	17.3	16.5	17.8	38.1	18.8	19.5	42.8	41.6	41.6	(S)	42.0	43.0
100 to 499 lb	10.9	13.4	13.6	14.6	19.3	19.5	47.8	18.2	18.8	23.8	27.7	28.2
500 to 749 lb	49.4	25.4	25.1	16.2	28.9	27.1	39.2	21.5	22.6	37.2	45.4	42.9
750 to 999 lb	36.0	37.9	38.6	(S)	31.6	29.7	32.4	30.4	32.4	37.2	23.2	23.7
1,000 to 9,999 lb	18.0	16.2	16.9	24.4	17.0	18.1	21.0	15.4	15.4	13.5	16.5	16.7
10,000 to 49,999 lb	34.3	31.3	31.7	48.5	27.7	27.2	29.9	17.4	16.2	(S)	20.4	20.8
50,000 to 99,999 lb	(S)	38.6	45.0	(S)	(S)	(S)	(S)	45.0	(S)	(S)	(S)	(S)
100,000 lb or more	(S)	(S)	(S)	45.8	49.8	40.5	28.8	28.5	28.5	41.1	41.4	41.2

Table B–11. **Estimated Coefficients of Variation for Shipment Characteristics by Commodity and Shipment Size by Distance Shipped for the United States: 1993–Con.**

STCC code, description, shipment size, and distance	1,000 to 1,499 miles			1,500 to 1,999 miles			2,000 miles or more		
	Value	Tons	Ton-miles	Value	Tons	Ton-miles	Value	Tons	Ton-miles
All commodities	2.6	7.2	8.8	2.6	5.9	7.1	4.2	6.9	6.8
Less than 50 lb.....	3.4	3.8	3.7	2.3	8.9	8.2	6.0	9.5	9.5
50 to 99 lb.....	3.6	4.2	4.3	16.6	7.7	7.3	7.5	7.3	6.0
100 to 499 lb.....	4.6	5.0	5.4	5.5	4.4	4.4	6.2	5.0	5.3
500 to 749 lb.....	8.1	18.2	17.9	17.7	7.0	6.3	8.7	7.6	7.2
750 to 999 lb.....	20.7	9.5	8.8	15.7	5.1	5.0	8.3	5.0	5.1
1,000 to 9,999 lb.....	6.0	2.5	2.7	6.2	5.5	6.1	10.1	7.8	8.6
10,000 to 49,999 lb.....	3.2	2.6	3.0	3.5	2.3	2.2	7.6	3.6	3.2
50,000 to 99,999 lb.....	17.5	16.1	16.3	8.0	9.2	11.8	14.4	14.7	14.2
100,000 lb or more.....	7.9	10.6	12.3	9.4	12.5	13.9	12.1	19.0	17.0
STCC 01, Farm products ..	22.0	32.5	33.9	11.0	38.5	36.9	9.2	31.9	38.1
Less than 50 lb.....	29.2	37.0	35.8	33.1	16.4	15.8	26.4	26.5	26.2
50 to 99 lb.....	28.4	30.8	31.0	18.3	32.1	31.9	44.4	47.5	46.7
100 to 499 lb.....	25.3	35.0	34.0	37.1	(S)	(S)	16.8	22.7	21.7
500 to 749 lb.....	34.6	27.4	26.8	24.9	(S)	25.9	(S)	42.8	42.3
750 to 999 lb.....	21.8	21.4	20.5	35.8	36.7	37.7	32.5	35.6	37.7
1,000 to 9,999 lb.....	12.7	11.3	11.5	6.7	9.7	9.8	11.5	16.7	16.9
10,000 to 49,999 lb.....	10.5	9.9	9.3	11.9	12.3	12.3	10.8	10.9	10.6
50,000 to 99,999 lb.....	19.6	24.1	23.5	21.4	21.9	22.2	28.0	(S)	(S)
100,000 lb or more.....	36.0	36.1	37.2	32.1	(S)	(S)	(S)	(S)	(S)
STCC 08, Forest products ..	43.1	(S)	(S)	16.5	(S)	(S)	36.9	(S)	(S)
Less than 50 lb.....	81.1	63.2	61.0	67.5	53.1	55.2	(D)	(D)	(D)
50 to 99 lb.....	76.9	52.9	54.4	(D)	(D)	(D)	(D)	(D)	(D)
100 to 499 lb.....	(S)	(S)	(S)	47.1	(S)	(S)	(S)	(S)	(S)
500 to 749 lb.....	73.0	79.0	78.6	(D)	(D)	(D)	(S)	(S)	(S)
750 to 999 lb.....	66.7	66.7	66.7	(D)	(D)	(D)	(D)	(D)	(D)
1,000 to 9,999 lb.....	(S)	39.5	39.7	(D)	(D)	(D)	(D)	(D)	(D)
10,000 to 49,999 lb.....	(S)	39.0	39.9	(S)	44.1	44.1	(S)	37.1	38.8
50,000 to 99,999 lb.....	(S)	(S)	(S)	(D)	(D)	(D)	(D)	(D)	(D)
100,000 lb or more.....	(S)	(S)	(S)	(D)	(D)	(D)	(S)	(S)	(S)
STCC 09, Fresh fish or other marine products ...	14.1	16.3	16.8	22.9	22.8	23.8	17.2	20.6	19.2
Less than 50 lb.....	35.7	35.9	35.0	36.2	42.5	43.8	(S)	66.7	(S)
50 to 99 lb.....	31.1	33.2	32.8	23.7	19.5	19.8	(S)	40.2	40.9
100 to 499 lb.....	28.3	38.1	39.2	25.5	22.3	20.3	25.0	28.7	28.8
500 to 749 lb.....	27.6	27.3	26.5	38.6	34.0	32.1	(S)	49.6	47.6
750 to 999 lb.....	(S)	(S)	(S)	34.0	(S)	(S)	36.9	32.8	32.3
1,000 to 9,999 lb.....	26.7	30.3	27.7	25.7	23.0	24.0	35.7	32.4	31.0
10,000 to 49,999 lb.....	16.5	21.4	22.1	29.9	33.8	34.4	29.9	39.2	36.5
50,000 to 99,999 lb.....	(S)	44.8	(S)	(D)	(D)	(D)	(S)	(S)	(S)
100,000 lb or more.....	(S)	(S)	(S)	(D)	(D)	(D)	(S)	45.1	46.3
STCC 10, Metallic ores	21.4	44.3	39.2	(S)	37.1	37.7	17.7	23.1	26.6
Less than 50 lb.....	36.3	36.2	36.6	(S)	46.6	45.6	(S)	49.1	49.8
50 to 99 lb.....	(S)	58.6	58.8	(S)	42.2	42.2	43.7	54.7	55.1
100 to 499 lb.....	(S)	51.2	54.1	(D)	(D)	(D)	27.9	27.0	27.3
500 to 749 lb.....	(S)	50.1	51.3	(D)	(D)	(D)	(S)	54.6	53.0
750 to 999 lb.....	(S)	76.8	76.2	(S)	71.1	69.7	(S)	35.7	35.8
1,000 to 9,999 lb.....	33.1	48.3	48.2	(D)	(D)	(D)	25.3	41.9	40.9
10,000 to 49,999 lb.....	21.4	23.5	24.7	26.9	29.6	29.7	36.5	25.2	30.9
50,000 to 99,999 lb.....	-	-	-	(S)	(S)	(S)	-	-	-
100,000 lb or more.....	32.4	45.0	39.8	44.2	45.6	45.8	-	-	-
STCC 11, Coal	16.0	17.0	18.4	(S)	(S)	49.8	(S)	(S)	(S)
Less than 50 lb.....	-	-	-	-	-	-	-	-	-
50 to 99 lb.....	-	-	-	-	-	-	-	-	-
100 to 499 lb.....	100.0	100.0	100.0	-	-	-	-	-	-
500 to 749 lb.....	-	-	-	-	-	-	-	-	-
750 to 999 lb.....	-	-	-	-	-	-	-	-	-
1,000 to 9,999 lb.....	100.0	(S)	(S)	(D)	(D)	(D)	(D)	(D)	(D)
10,000 to 49,999 lb.....	42.2	42.5	40.4	(D)	(D)	(D)	(D)	(D)	(D)
50,000 to 99,999 lb.....	(S)	(S)	(S)	-	-	-	(S)	(S)	(S)
100,000 lb or more.....	16.1	17.0	18.4	(D)	(D)	(D)	(D)	(D)	(D)
STCC 13, Crude petroleum, natural gas, or gasoline	(S)	(S)	(S)	(S)	(S)	(S)	100.0	100.0	100.0
Less than 50 lb.....	-	-	-	-	-	-	-	-	-
50 to 99 lb.....	(D)	(D)	(D)	-	-	-	100.0	100.0	100.0
100 to 499 lb.....	(S)	62.9	64.0	-	-	-	-	-	-
500 to 749 lb.....	(D)	(D)	(D)	-	-	-	-	-	-
750 to 999 lb.....	-	-	-	-	-	-	-	-	-
1,000 to 9,999 lb.....	(S)	(S)	(S)	(D)	(D)	(D)	-	-	-
10,000 to 49,999 lb.....	(D)	(D)	(D)	(D)	(D)	(D)	-	-	-
50,000 to 99,999 lb.....	(S)	(S)	(S)	(D)	(D)	(D)	-	-	-
100,000 lb or more.....	(D)	(D)	(D)	-	-	-	-	-	-
STCC 14, Nonmetallic minerals	15.4	13.0	13.1	21.8	38.0	37.6	34.6	(S)	(S)
Less than 50 lb.....	(S)	84.6	81.7	34.3	34.2	34.0	(S)	(S)	(S)
50 to 99 lb.....	(D)	(D)	(D)	(D)	(D)	(D)	48.8	47.2	47.0
100 to 499 lb.....	37.3	23.8	23.5	49.8	(S)	(S)	(S)	33.7	37.3
500 to 749 lb.....	(D)	(D)	(D)	(D)	(D)	(D)	48.9	52.4	51.9
750 to 999 lb.....	(D)	(D)	(D)	(D)	(D)	(D)	59.1	56.5	55.4

Table B-11. **Estimated Coefficients of Variation for Shipment Characteristics by Commodity and Shipment Size by Distance Shipped for the United States: 1993—Con.**

STCC code, description, shipment size, and distance	1,000 to 1,499 miles			1,500 to 1,999 miles			2,000 miles or more		
	Value	Tons	Ton-miles	Value	Tons	Ton-miles	Value	Tons	Ton-miles
STCC 14, Nonmetallic minerals—Con.									
1,000 to 9,999 lb	42.9	37.9	41.6	34.5	22.7	22.4	43.8	27.3	28.9
10,000 to 49,999 lb	15.8	34.1	38.1	16.7	33.9	33.6	26.1	42.3	41.5
50,000 to 99,999 lb	25.6	30.9	31.9	35.2	(S)	(S)	(S)	(S)	(S)
100,000 lb or more	18.9	13.2	12.8	29.5	41.4	40.7	46.6	(S)	(S)
STCC 19, Ordnance or accessories									
	29.2	10.3	10.3	14.0	37.8	38.9	27.6	28.2	31.4
Less than 50 lb	13.3	19.0	18.4	29.3	20.5	20.8	21.5	14.2	15.9
50 to 99 lb	17.3	21.0	20.7	(S)	27.2	27.5	34.4	32.5	31.0
100 to 499 lb	(S)	24.5	22.7	27.6	29.9	30.0	36.8	15.6	16.4
500 to 749 lb	18.3	21.8	21.3	45.5	24.6	23.9	41.6	25.1	25.4
750 to 999 lb	47.1	39.2	35.8	41.8	45.5	46.3	43.4	64.0	(S)
1,000 to 9,999 lb	29.9	23.1	20.7	32.0	42.2	40.6	48.9	40.4	40.1
10,000 to 49,999 lb	(S)	19.6	18.2	25.5	26.8	30.0	(D)	(D)	(D)
50,000 to 99,999 lb	(S)	(S)	(S)	(S)	(S)	(S)	(S)	(S)	(S)
100,000 lb or more	48.5	47.7	46.7	(S)	(S)	(S)	(D)	(D)	(D)
STCC 20, Food or kindred products									
	3.9	6.9	6.3	3.3	4.4	4.3	12.0	7.2	7.4
Less than 50 lb	8.1	12.8	12.3	29.8	17.7	17.3	(D)	(D)	(D)
50 to 99 lb	26.3	20.3	22.2	11.9	22.6	22.7	(D)	(D)	(D)
100 to 499 lb	32.4	24.7	26.0	14.2	14.1	14.1	5.6	9.7	9.1
500 to 749 lb	(S)	34.9	36.9	26.9	19.3	19.8	14.5	25.5	25.0
750 to 999 lb	42.6	25.2	27.5	15.5	12.8	12.4	17.2	16.7	16.1
1,000 to 9,999 lb	5.4	3.8	3.7	6.3	6.1	6.4	7.2	8.5	8.6
10,000 to 49,999 lb	4.2	2.7	2.9	2.7	3.8	4.2	14.1	6.9	6.9
50,000 to 99,999 lb	27.1	19.4	18.6	15.0	14.6	15.6	24.5	24.5	25.5
100,000 lb or more	12.3	14.9	12.9	12.3	10.3	9.5	18.3	17.1	15.4
STCC 21, Tobacco products, excluding insecticides									
	34.2	27.0	28.4	26.4	24.7	23.8	37.0	30.6	32.7
Less than 50 lb	(S)	29.6	30.2	(S)	69.2	(S)	(S)	47.0	47.4
50 to 99 lb	37.1	42.6	45.0	(S)	71.3	(S)	(S)	71.6	(S)
100 to 499 lb	35.0	22.3	23.2	48.0	49.3	49.5	(S)	32.5	31.8
500 to 749 lb	(D)	(D)	(D)	(D)	(D)	(D)	(S)	(S)	(S)
750 to 999 lb	42.5	39.2	40.4	(D)	(D)	(D)	(D)	(D)	(D)
1,000 to 9,999 lb	27.7	29.3	31.2	44.9	44.6	46.5	(S)	46.1	47.3
10,000 to 49,999 lb	(D)	(D)	(D)	(D)	(D)	(D)	(D)	(D)	(D)
50,000 to 99,999 lb	-	-	-	-	-	-	-	-	-
100,000 lb or more	-	-	-	-	-	-	-	-	-
STCC 22, Textile mill products									
	8.8	8.1	7.6	8.6	8.0	8.4	5.3	12.3	12.0
Less than 50 lb	23.4	16.0	16.6	28.6	(S)	(S)	14.0	33.6	32.8
50 to 99 lb	27.7	18.0	18.2	31.7	31.1	32.0	21.4	19.4	19.7
100 to 499 lb	8.8	8.8	8.8	10.1	12.3	12.4	10.7	10.3	10.0
500 to 749 lb	19.6	10.9	10.8	15.0	15.8	16.7	27.7	13.1	13.2
750 to 999 lb	29.0	22.8	22.2	22.6	18.1	18.2	12.2	13.4	13.0
1,000 to 9,999 lb	8.4	6.0	5.9	14.2	14.3	14.5	9.7	8.1	8.6
10,000 to 49,999 lb	17.1	12.0	11.5	11.1	13.0	13.6	9.5	9.4	9.7
50,000 to 99,999 lb	(S)	45.9	46.6	(S)	(S)	(S)	37.8	(S)	49.6
100,000 lb or more	46.6	42.4	40.5	(S)	(S)	(S)	(S)	(S)	(S)
STCC 23, Apparel or other finished textile products									
	5.2	5.0	5.1	9.8	15.7	15.7	11.8	15.4	16.8
Less than 50 lb	7.5	11.5	11.2	10.6	11.0	11.2	10.7	10.6	11.2
50 to 99 lb	8.0	5.9	5.9	10.8	11.5	11.2	18.0	16.5	18.0
100 to 499 lb	9.8	6.1	6.4	9.2	7.9	7.9	22.3	10.5	11.4
500 to 749 lb	12.5	12.8	12.9	15.5	11.4	11.8	31.3	19.0	20.9
750 to 999 lb	19.6	17.9	16.5	14.4	17.7	17.5	31.7	22.6	21.9
1,000 to 9,999 lb	13.0	9.1	9.1	8.7	9.2	9.6	17.9	12.1	12.0
10,000 to 49,999 lb	14.4	14.7	14.5	26.5	31.4	31.0	22.5	35.0	38.1
50,000 to 99,999 lb	(S)	(S)	(S)	-	-	-	(S)	(S)	(S)
100,000 lb or more	(S)	(S)	(S)	-	-	-	(S)	(S)	(S)
STCC 24, Lumber or wood products, excluding furniture									
	7.4	6.4	6.5	11.8	16.3	17.3	22.6	48.7	44.5
Less than 50 lb	8.8	8.0	8.5	17.5	17.3	16.7	17.8	9.0	9.1
50 to 99 lb	18.6	12.4	12.6	15.4	12.9	14.2	7.7	6.1	6.4
100 to 499 lb	7.4	10.6	10.5	12.5	14.3	14.3	15.4	14.2	14.2
500 to 749 lb	9.7	12.1	11.8	42.9	38.8	(S)	20.0	17.0	17.5
750 to 999 lb	15.4	18.8	18.6	17.7	16.0	15.5	29.2	25.2	25.1
1,000 to 9,999 lb	13.5	14.8	13.8	27.3	15.7	16.9	42.6	22.9	23.8
10,000 to 49,999 lb	12.9	8.5	8.8	13.8	8.6	8.8	36.4	11.2	12.2
50,000 to 99,999 lb	7.7	11.7	12.2	13.9	19.6	17.8	10.7	14.4	13.7
100,000 lb or more	8.2	8.7	8.6	16.1	23.5	24.3	16.5	(S)	(S)
STCC 25, Furniture or fixtures									
	6.1	10.2	10.0	9.0	5.9	6.3	10.9	14.5	15.7
Less than 50 lb	33.5	44.1	48.8	34.4	20.4	20.5	32.0	29.8	30.0
50 to 99 lb	11.6	27.2	25.7	(S)	(S)	49.2	47.2	(S)	40.5
100 to 499 lb	4.2	5.0	4.5	8.8	8.3	8.4	21.6	27.2	30.5
500 to 749 lb	4.7	3.5	3.3	24.4	17.6	17.5	9.8	7.3	7.9
750 to 999 lb	8.4	8.4	8.6	12.8	11.2	11.1	21.4	16.4	16.7

Table B-11. Estimated Coefficients of Variation for Shipment Characteristics by Commodity and Shipment Size by Distance Shipped for the United States: 1993—Con.

STCC code, description, shipment size, and distance	1,000 to 1,499 miles			1,500 to 1,999 miles			2,000 miles or more		
	Value	Tons	Ton-miles	Value	Tons	Ton-miles	Value	Tons	Ton-miles
STCC 25, Furniture or fixtures—Con.									
1,000 to 9,999 lb	7.6	8.5	8.3	11.5	9.9	10.1	10.4	12.2	12.3
10,000 to 49,999 lb	11.9	14.3	14.8	10.9	10.9	11.5	15.1	23.9	25.2
50,000 to 99,999 lb	(S)	(S)	(S)	(S)	(S)	(S)	(S)	(S)	(S)
100,000 lb or more	(S)	(S)	(S)	(S)	(S)	(S)	(S)	(S)	(S)
STCC 26, Pulp, paper, or allied products	3.7	4.3	4.0	4.4	5.4	5.7	6.3	9.1	9.8
Less than 50 lb	6.9	6.6	6.6	37.6	(S)	(S)	(D)	(D)	(D)
50 to 99 lb	15.3	13.0	12.6	14.5	12.7	12.8	15.6	17.5	17.5
100 to 499 lb	13.5	18.5	18.2	17.2	17.8	17.5	6.5	8.2	8.4
500 to 749 lb	18.3	15.1	14.4	19.4	11.8	12.0	36.8	23.3	22.4
750 to 999 lb	14.4	16.4	15.7	19.9	12.5	12.2	32.7	19.3	18.4
1,000 to 9,999 lb	13.3	10.4	10.0	14.1	19.0	19.1	14.3	13.7	14.1
10,000 to 49,999 lb	5.0	3.7	4.1	2.9	1.8	2.2	9.7	9.9	12.4
50,000 to 99,999 lb	21.1	16.7	16.8	26.8	24.0	25.2	(D)	(D)	(D)
100,000 lb or more	9.1	9.6	9.0	10.7	13.1	13.0	10.2	11.3	11.3
STCC 27, Printed matter ..	(S)	(S)	(S)	(S)	(S)	(S)	(S)	(S)	(S)
Less than 50 lb	(S)	(S)	(S)	(S)	(S)	(S)	(S)	(S)	(S)
50 to 99 lb	(S)	(S)	(S)	(S)	(S)	(S)	(S)	(S)	(S)
100 to 499 lb	(S)	(S)	(S)	(S)	(S)	(S)	(D)	(D)	(D)
500 to 749 lb	(S)	(S)	(S)	(S)	(S)	(S)	(S)	(S)	(S)
750 to 999 lb	(S)	(S)	(S)	(D)	(D)	(D)	(D)	(D)	(D)
1,000 to 9,999 lb	(S)	(S)	(S)	(S)	(S)	(S)	(S)	(S)	(S)
10,000 to 49,999 lb	(S)	(S)	(S)	(S)	(S)	(S)	(S)	(S)	(S)
50,000 to 99,999 lb	(D)	(D)	(D)	(D)	(D)	(D)	—	—	—
100,000 lb or more	(D)	(D)	(D)	(D)	(D)	(D)	—	—	—
STCC 28, Chemicals or allied products	4.7	10.2	12.0	11.5	11.0	10.5	11.3	19.4	18.3
Less than 50 lb	12.3	11.5	11.4	15.3	13.1	12.5	10.2	18.8	18.8
50 to 99 lb	15.9	9.4	9.6	20.4	17.4	18.1	27.7	6.3	8.7
100 to 499 lb	15.5	4.8	5.6	20.4	14.4	14.4	18.1	23.0	21.0
500 to 749 lb	40.1	6.0	5.7	20.3	10.1	10.0	22.3	19.8	19.6
750 to 999 lb	16.6	8.4	8.0	(S)	26.2	26.4	32.2	13.6	13.0
1,000 to 9,999 lb	8.0	4.4	4.3	11.5	12.1	13.1	16.1	22.5	22.6
10,000 to 49,999 lb	9.1	5.9	6.3	13.8	7.6	8.9	15.6	5.8	5.5
50,000 to 99,999 lb	25.8	24.5	27.5	27.3	24.1	24.7	32.5	34.0	35.1
100,000 lb or more	10.6	14.1	15.9	26.0	16.4	15.5	22.2	34.6	32.5
STCC 29, Petroleum or coal products	22.3	24.2	27.5	28.2	34.1	48.7	19.7	(S)	(S)
Less than 50 lb	46.2	26.2	26.5	(S)	(S)	(S)	(S)	(S)	(S)
50 to 99 lb	37.3	(S)	(S)	18.4	23.9	23.1	43.1	26.4	26.2
100 to 499 lb	15.4	20.3	20.2	19.4	16.5	15.6	28.5	32.0	31.5
500 to 749 lb	25.2	33.1	34.1	40.9	43.9	43.7	47.0	35.0	34.7
750 to 999 lb	20.8	18.0	19.1	40.4	36.6	37.6	41.8	41.0	39.8
1,000 to 9,999 lb	10.4	12.1	12.4	26.7	18.5	18.1	41.8	33.3	33.7
10,000 to 49,999 lb	16.5	19.9	21.1	27.8	(S)	48.3	49.7	34.4	33.6
50,000 to 99,999 lb	44.0	(S)	(S)	(S)	(S)	49.6	(S)	(S)	(S)
100,000 lb or more	27.7	27.3	30.3	35.5	37.4	(S)	36.5	(S)	(S)
STCC 30, Rubber or miscellaneous plastics products	6.2	4.3	4.3	4.6	6.0	5.8	7.8	6.8	7.6
Less than 50 lb	14.5	12.5	11.6	10.3	21.3	19.3	(D)	(D)	(D)
50 to 99 lb	8.3	5.7	5.4	15.3	12.9	13.0	18.6	21.3	20.6
100 to 499 lb	8.7	4.7	4.6	10.3	10.2	10.2	8.8	11.6	12.0
500 to 749 lb	8.3	6.9	6.8	12.8	11.7	12.4	30.4	24.4	24.0
750 to 999 lb	32.7	11.9	13.1	25.6	21.2	21.4	19.2	19.6	17.6
1,000 to 9,999 lb	13.1	4.6	4.8	11.6	8.0	7.9	10.1	10.6	11.0
10,000 to 49,999 lb	5.0	5.9	5.9	7.8	8.9	8.6	17.2	9.7	11.4
50,000 to 99,999 lb	41.2	38.5	37.9	33.0	33.4	34.1	(D)	(D)	(D)
100,000 lb or more	47.0	48.3	50.0	100.0	100.0	(S)	(D)	(D)	(D)
STCC 31, Leather or leather products	32.8	20.8	21.4	11.3	14.6	14.3	11.8	13.5	15.5
Less than 50 lb	9.4	16.6	16.1	9.6	16.8	17.9	19.3	20.0	21.4
50 to 99 lb	17.6	19.5	19.0	18.9	18.7	18.6	22.0	15.8	16.4
100 to 499 lb	17.9	14.1	14.9	12.0	10.6	10.5	8.9	9.3	10.6
500 to 749 lb	25.0	21.8	22.9	43.6	(S)	(S)	22.0	20.8	19.3
750 to 999 lb	27.2	30.0	29.3	39.3	32.7	33.1	(S)	25.3	26.4
1,000 to 9,999 lb	(S)	36.2	37.0	17.8	15.9	15.9	20.7	20.5	31.6
10,000 to 49,999 lb	46.6	37.0	36.8	28.7	22.0	22.1	34.0	29.1	29.1
50,000 to 99,999 lb	—	—	—	(S)	(S)	(S)	—	—	—
100,000 lb or more	—	—	—	—	—	—	(S)	(S)	(S)
STCC 32, Clay, concrete, glass, or stone products ..	6.7	7.0	6.5	9.0	10.3	10.9	7.5	23.9	24.3
Less than 50 lb	14.1	(S)	47.8	33.9	33.5	36.0	8.5	12.8	12.9
50 to 99 lb	24.1	(S)	49.8	12.2	24.4	24.9	34.2	30.1	29.2
100 to 499 lb	15.6	12.8	12.9	12.6	10.7	12.3	16.3	16.5	16.4
500 to 749 lb	15.8	13.2	13.4	28.2	12.6	13.1	16.8	16.7	16.9
750 to 999 lb	31.2	25.6	27.0	25.0	23.7	22.4	24.8	15.9	16.0

Table B-11. **Estimated Coefficients of Variation for Shipment Characteristics by Commodity and Shipment Size by Distance Shipped for the United States: 1993—Con.**

STCC code, description, shipment size, and distance	1,000 to 1,499 miles			1,500 to 1,999 miles			2,000 miles or more		
	Value	Tons	Ton-miles	Value	Tons	Ton-miles	Value	Tons	Ton-miles
STCC 32, Clay, concrete, glass, or stone products —Con.									
1,000 to 9,999 lb	8.4	11.1	12.6	14.9	33.1	33.6	15.4	8.3	8.3
10,000 to 49,999 lb	6.8	9.1	8.8	12.4	11.6	11.9	11.9	31.4	32.4
50,000 to 99,999 lb	23.5	36.6	32.9	44.6	32.0	32.4	20.6	20.7	19.7
100,000 lb or more	20.3	17.0	15.6	32.6	22.2	23.7	37.2	21.4	19.9
STCC 33, Primary metal products	8.4	13.2	14.2	6.3	11.3	12.3	20.0	14.6	14.6
Less than 50 lb	11.7	17.3	16.5	37.7	34.1	34.1	26.4	16.4	16.8
50 to 99 lb	8.9	7.2	7.7	(S)	30.8	30.7	14.8	24.4	25.4
100 to 499 lb	17.7	8.3	8.5	14.7	14.6	15.3	29.0	16.3	16.3
500 to 749 lb	7.2	11.7	10.8	9.2	9.0	8.4	40.4	19.1	18.0
750 to 999 lb	13.6	12.9	13.1	18.8	23.0	23.0	41.3	29.6	28.8
1,000 to 9,999 lb	13.3	13.6	13.6	8.1	9.0	8.9	38.9	17.3	18.7
10,000 to 49,999 lb	6.7	9.4	9.4	7.7	8.0	8.4	7.6	9.8	9.6
50,000 to 99,999 lb	16.4	24.2	25.4	35.0	25.6	27.3	35.3	(S)	(S)
100,000 lb or more	21.2	21.1	22.2	18.7	19.4	20.2	30.6	26.1	26.2
STCC 34, Fabricated metal products	10.1	4.1	4.6	4.9	5.0	4.9	3.1	6.1	5.7
Less than 50 lb	6.0	13.0	13.1	(D)	(D)	(D)	(D)	(D)	(D)
50 to 99 lb	14.9	17.7	21.6	9.0	15.8	16.3	7.7	7.3	7.4
100 to 499 lb	6.7	5.7	5.5	(D)	(D)	(D)	(D)	(D)	(D)
500 to 749 lb	10.8	7.9	8.3	6.1	8.5	8.7	12.5	12.5	13.0
750 to 999 lb	10.9	6.1	6.8	10.9	7.5	7.1	10.0	10.9	10.4
1,000 to 9,999 lb	7.1	3.6	4.9	4.6	3.8	4.2	3.9	4.8	4.8
10,000 to 49,999 lb	27.6	5.1	5.5	9.7	5.4	5.4	6.3	8.6	8.3
50,000 to 99,999 lb	31.8	25.9	27.1	36.0	33.3	31.9	36.9	(S)	(S)
100,000 lb or more	25.8	38.0	43.0	49.0	(S)	49.4	36.6	35.2	27.2
STCC 35, Machinery, excluding electrical	11.4	8.0	7.9	8.2	7.6	11.8	11.8	8.0	7.6
Less than 50 lb	17.0	7.8	7.7	13.7	24.4	24.4	13.7	18.2	18.3
50 to 99 lb	17.4	16.6	15.0	15.2	15.9	15.6	15.3	24.8	24.1
100 to 499 lb	24.8	23.8	23.7	11.8	15.4	15.6	20.3	11.0	11.3
500 to 749 lb	14.7	15.0	15.3	45.7	40.9	40.4	27.0	39.4	36.9
750 to 999 lb	(S)	48.3	45.2	26.2	10.4	11.3	21.6	8.2	8.3
1,000 to 9,999 lb	16.6	11.0	11.7	13.1	14.4	14.5	26.7	12.4	11.9
10,000 to 49,999 lb	15.8	8.0	7.5	16.6	12.9	13.3	17.7	6.6	6.0
50,000 to 99,999 lb	16.2	31.0	31.3	(D)	(D)	(D)	(D)	(D)	(D)
100,000 lb or more	38.2	30.4	30.0	(D)	(D)	(D)	(D)	(D)	(D)
STCC 36, Electrical machinery, equipment, or supplies	7.0	11.1	11.2	6.7	13.1	13.5	9.9	9.3	9.9
Less than 50 lb	9.1	2.8	2.9	4.6	16.6	15.0	9.7	25.8	25.9
50 to 99 lb	10.8	7.1	8.0	14.7	31.6	31.7	11.1	13.9	12.4
100 to 499 lb	10.6	3.9	4.2	10.2	6.4	6.3	7.6	9.5	9.2
500 to 749 lb	13.1	12.8	12.9	16.8	8.1	7.3	17.2	8.7	8.4
750 to 999 lb	11.3	13.7	13.5	26.0	21.5	19.8	25.3	7.6	6.9
1,000 to 9,999 lb	11.5	11.5	12.6	9.1	13.1	13.3	24.5	14.1	14.7
10,000 to 49,999 lb	10.0	11.3	11.8	18.0	18.6	18.5	18.5	11.1	15.1
50,000 to 99,999 lb	41.2	(S)	(S)	(S)	45.9	48.0	35.9	(S)	(S)
100,000 lb or more	42.9	(S)	(S)	39.5	(S)	(S)	(S)	(S)	(S)
STCC 37, Transportation equipment	9.2	17.6	18.1	7.7	9.0	10.1	24.1	32.3	34.3
Less than 50 lb	10.9	16.3	15.6	11.7	8.1	8.6	29.1	10.7	10.7
50 to 99 lb	12.0	15.2	18.0	(S)	16.9	16.5	23.0	13.7	13.0
100 to 499 lb	19.2	6.1	6.3	30.7	17.6	16.3	37.6	15.0	14.7
500 to 749 lb	45.3	19.9	17.8	41.7	13.0	12.1	(S)	23.3	24.0
750 to 999 lb	15.6	12.1	11.4	19.3	29.4	28.3	25.3	(S)	(S)
1,000 to 9,999 lb	15.9	15.8	16.2	15.6	18.0	19.5	33.2	30.5	33.0
10,000 to 49,999 lb	17.3	17.9	19.8	20.0	12.6	12.8	(S)	47.1	49.2
50,000 to 99,999 lb	(S)	(S)	(S)	28.8	(S)	(S)	(S)	(S)	(S)
100,000 lb or more	36.3	34.4	36.1	(S)	(S)	(S)	49.7	(S)	(S)
STCC 38, Instruments, photographic goods, optical goods, watches, or clocks	7.0	26.6	26.3	5.6	15.1	15.3	14.0	26.9	26.2
Less than 50 lb	4.5	5.5	5.7	4.9	13.3	13.3	6.7	10.9	11.1
50 to 99 lb	16.9	9.4	10.7	9.5	15.0	15.8	13.5	13.9	14.2
100 to 499 lb	22.8	11.1	10.9	5.2	16.5	16.6	11.4	19.5	20.5
500 to 749 lb	23.5	22.1	22.1	29.6	18.7	18.8	44.0	42.5	44.0
750 to 999 lb	29.0	32.1	33.1	(S)	40.2	41.2	31.6	38.7	41.1
1,000 to 9,999 lb	18.0	12.8	12.5	26.7	12.8	12.9	27.6	44.9	43.7
10,000 to 49,999 lb	42.1	46.2	45.6	16.5	26.9	26.4	(S)	(S)	49.3
50,000 to 99,999 lb	(S)	(S)	(S)	(S)	(S)	(S)	(S)	(S)	(S)
100,000 lb or more	(S)	(S)	(S)	—	—	—	—	—	—
STCC 39, Miscellaneous products of manufacturing	7.4	9.3	10.0	13.0	9.3	9.6	10.7	7.0	6.9
Less than 50 lb	13.6	6.1	6.3	5.4	6.2	6.2	13.8	25.0	24.6
50 to 99 lb	10.4	21.6	19.3	17.1	37.7	35.7	18.0	9.0	9.3
100 to 499 lb	6.9	4.7	4.7	17.4	10.5	10.4	24.1	9.8	9.8
500 to 749 lb	15.8	7.5	7.8	14.2	13.7	13.6	25.7	21.0	20.4
750 to 999 lb	16.0	11.3	11.5	44.2	19.6	20.1	41.5	24.4	23.9

Table B-11. Estimated Coefficients of Variation for Shipment Characteristics by Commodity and Shipment Size by Distance Shipped for the United States: 1993—Con.

STCC code, description, shipment size, and distance	1,000 to 1,499 miles			1,500 to 1,999 miles			2,000 miles or more		
	Value	Tons	Ton-miles	Value	Tons	Ton-miles	Value	Tons	Ton-miles
STCC 39, Miscellaneous products of manufacturing—Con.									
1,000 to 9,999 lb	11.2	10.8	11.0	30.8	13.1	13.1	6.7	4.4	4.3
10,000 to 49,999 lb	19.8	17.3	17.9	16.5	14.8	16.0	23.6	12.8	12.8
50,000 to 99,999 lb	(S)	(S)	(S)	(S)	(S)	(S)	—	—	—
100,000 lb or more	(S)	42.5	42.1	(S)	(S)	(S)	—	—	—
STCC 40, Waste or scrap materials	22.0	19.6	19.5	38.6	21.3	22.7	36.4	(S)	(S)
Less than 50 lb	68.1	49.7	49.1	(D)	(D)	(D)	(D)	(D)	(D)
50 to 99 lb	(D)	(D)	(D)	(D)	(D)	(D)	(D)	(D)	(D)
100 to 499 lb	65.1	74.0	73.2	(D)	(D)	(D)	(D)	(D)	(D)
500 to 749 lb	(D)	(D)	(D)	84.7	78.5	79.3	66.8	66.9	67.5
750 to 999 lb	—	—	—	100.0	100.0	100.0	94.1	(S)	(S)
1,000 to 9,999 lb	(S)	26.1	29.9	(S)	38.0	36.6	49.1	34.9	32.8
10,000 to 49,999 lb	25.6	28.1	28.7	39.6	25.1	24.7	38.5	41.1	(S)
50,000 to 99,999 lb	19.1	32.3	32.9	(S)	37.5	38.7	(S)	(S)	(S)
100,000 lb or more	24.7	20.9	20.4	29.7	33.1	35.1	(S)	(S)	(S)
STCC 41, Miscellaneous freight shipment	17.9	29.0	27.9	27.9	21.6	20.7	43.0	32.8	32.7
Less than 50 lb	40.2	16.7	17.2	17.4	25.1	25.3	(S)	22.1	22.6
50 to 99 lb	37.0	29.9	28.7	31.9	48.4	48.7	38.6	28.5	29.9
100 to 499 lb	27.3	25.3	25.2	23.5	27.7	27.6	22.1	42.0	43.5
500 to 749 lb	(S)	(S)	(S)	(S)	(S)	(S)	(S)	(S)	(S)
750 to 999 lb	21.2	24.6	26.2	(S)	47.7	47.0	(S)	44.6	46.4
1,000 to 9,999 lb	41.9	22.4	23.5	(S)	49.3	(S)	(S)	(S)	(S)
10,000 to 49,999 lb	31.2	40.2	37.7	31.9	21.6	20.0	28.8	29.3	27.3
50,000 to 99,999 lb	100.0	100.0	(S)	(S)	(S)	(S)	—	—	—
100,000 lb or more	—	—	—	—	—	—	—	—	—
STCC 42, Containers, carriers or devices, shipping, returned empty	(S)	43.1	43.8	(S)	(S)	(S)	(S)	(S)	(S)
Less than 50 lb	97.2	82.9	80.8	—	—	—	(D)	(D)	(D)
50 to 99 lb	(D)	(D)	(D)	—	—	—	—	—	—
100 to 499 lb	(S)	67.5	67.0	(D)	(D)	(D)	(D)	(D)	(D)
500 to 749 lb	(D)	(D)	(D)	—	—	—	—	—	—
750 to 999 lb	(D)	(D)	(D)	—	—	—	—	—	—
1,000 to 9,999 lb	43.6	48.4	(S)	—	—	—	49.7	(S)	(S)
10,000 to 49,999 lb	(D)	(D)	(D)	(D)	(D)	(D)	(D)	(D)	(D)
50,000 to 99,999 lb	—	—	—	—	—	—	—	—	—
100,000 lb or more	—	—	—	—	—	—	—	—	—
STCC 48, Waste hazardous materials or waste hazardous substances	42.5	38.6	34.3	23.8	29.5	30.1	(S)	96.1	(S)
Less than 50 lb	(S)	75.4	75.4	96.9	84.9	88.3	93.4	92.8	92.7
50 to 99 lb	(D)	(D)	(D)	93.1	51.4	51.9	—	—	—
100 to 499 lb	(S)	73.1	78.9	—	—	—	—	—	—
500 to 749 lb	—	—	—	100.0	100.0	100.0	—	—	—
750 to 999 lb	—	—	—	—	—	—	—	—	—
1,000 to 9,999 lb	81.9	72.3	(S)	(S)	(S)	(S)	—	—	—
10,000 to 49,999 lb	37.2	(S)	(S)	28.5	32.4	33.1	100.0	100.0	(S)
50,000 to 99,999 lb	(D)	(D)	(D)	—	—	—	—	—	—
100,000 lb or more	(D)	(D)	(D)	—	—	—	—	—	—
Commodity unknown	14.0	42.8	42.4	21.5	(S)	(S)	37.4	36.8	37.3
Less than 50 lb	38.3	24.1	24.9	22.5	20.3	20.5	48.4	19.1	19.0
50 to 99 lb	47.8	41.8	41.4	32.0	30.6	30.6	30.9	32.5	32.1
100 to 499 lb	28.1	22.6	23.9	26.0	20.8	20.7	(S)	33.3	33.6
500 to 749 lb	37.7	28.8	29.9	(S)	27.9	27.8	(S)	49.1	(S)
750 to 999 lb	43.7	(S)	(S)	47.2	47.2	47.8	(S)	(S)	(S)
1,000 to 9,999 lb	26.3	27.3	28.3	19.0	17.3	17.8	(S)	49.2	(S)
10,000 to 49,999 lb	32.4	37.1	39.4	(S)	(S)	(S)	21.2	40.1	39.5
50,000 to 99,999 lb	(S)	(S)	(S)	(S)	(S)	(S)	—	—	—
100,000 lb or more	(S)	(S)	(S)	(S)	(S)	(S)	(S)	(S)	(S)

Note: For description of the development and uses of measures of reliability, see Appendix B, Reliability of the Data.

— Represents zero or less than 1 unit of measure.

(D) Denotes figures withheld to avoid disclosing data for individual companies.

(S) Data do not meet publications standards due to high sampling variability or other reasons. Some unpublished estimates can be derived by subtracting published data from their respective totals. However, the figures obtained by such subtraction are subject to these same limitations.

Appendix C.

Sample Design, Survey Methodology, and Estimation

SAMPLE DESIGN

The sample for the Commodity Flow Survey (CFS) is a stratified three-stage probability design where the first-stage sample units are establishments, the second-stage units are 2-week periods of 1993, and the third-stage units are shipments. In a probability sample, (1) there are distinct samples that can be selected, (2) each sample has a known probability of selection, and (3) one of the distinct samples is chosen.

In the first stage, approximately 200,000 domestic establishments were selected from a universe of 800,000 establishments engaged in mining, manufacturing, wholesale, and selected retail and service activities, as well as auxiliaries (e.g., warehouses) of multiestablishment companies. Establishments classified in farming, forestry, fishing, oil and gas extraction, government, construction, or transportation, and most establishments in retail and services are not covered by the CFS.

Establishments were selected from the 1992 Standard Statistical Establishment List (SSEL) of business establishments with paid employees. The SSEL, maintained by the Bureau of the Census, is a central multipurpose computerized name and address file of all known multiestablishment firms, and single-establishment employer firms. Establishments having 1991 payroll and classified in the kinds of business of interest to the survey were eligible for selection.

The establishments in the survey universe were stratified by Standard Industrial Classification¹ (SIC), National Transportation Analysis Region (NTAR), and Type of Operation Code (TOC). (The Department of Transportation (DOT) developed the NTAR's to create geographic regions that could be used in conjunction with other DOT data to measure and analyze nationwide patterns of transportation demands and activities.) Within each stratum (1) the establishments were divided into certainty and noncertainty establishments based on employment size, (2) certainties (typically large firms) were automatically selected, and (3) a sample of noncertainty establishments was selected with probability proportional to estimated size, where the measure of size was based on annual payroll. The manner in which the sample was selected ensured that, if an establishment was twice as large as another establishment, it

would typically have twice the chance of being selected. The final sample contained 106,362 certainty establishments and 90,814 noncertainty establishments.

In the second stage, establishments selected for the CFS were asked to report for a predetermined 2-week period in each of the four quarters of calendar year 1993. Entire 2-week periods were used to reduce the effect of any daily or weekly bias. Each week of the quarter began a different 2-week reporting period, resulting in 13 possible reporting periods originating in the first quarter. Each sampled establishment was randomly assigned one of these thirteen 2-week reporting periods in the first quarter. To avoid potential quarterly cycles, reporting periods in subsequent quarters were assigned so that an establishment did not report at the same time each quarter. In all, responses were obtained for 8 out of 52 weeks during 1993.

In the third stage of sampling, for each of the 2-week periods determined in the second stage, a reporting establishment selected a systematic sample of its shipments from its files. The questionnaire provided sampling instructions that typically resulted in a sample of between 20 and 50 shipments being selected each quarter.

SURVEY METHODOLOGY

The 1993 Commodity Flow Survey (CFS) is an establishment-based shipper survey that used mailout/mailback data collection. Respondents were asked to select a sample of their outbound shipments and to report, for each sampled shipment, the major commodity, weight, value, transportation mode(s), origin, destination, and indicators of whether the shipment was an export, hazardous material, or containerized. For exports we also collected the mode of export and city and country of destination. For multi-commodity shipments, the respondents were instructed to report the commodity that made up the greatest percentage of the shipment's weight.

Two report forms were used for the survey—the CFS-1000 (the primary questionnaire) and the CFS-2000, which was sent in the fourth quarter to a subsample of establishments. The CFS-2000 contained additional questions about the establishment's transportation equipment and access to shipping facilities. See appendix E for sample questionnaires.

¹*Standard Industrial Classification Manual: 1987.* For sale by Superintendent of Documents, U.S. Government Printing Office, Washington, D.C. 20402. Stock No. 041-001-00314-2.

ESTIMATION

Estimates in this survey are derived from weighted shipment data and are then adjusted using several factors to account for nonresponse, undercoverage, and response errors. Selected establishments reported for a sample of their shipments. We weighted these shipments to represent the establishment's shipments for the year. Each establishment's data were then weighted by the inverse of the establishment's probability of being selected into the sample, which allows data from selected establishments to

represent nonselected establishments. We also used results from the economic census of Mineral Industries, Manufactures, Wholesale, Retail, and Service to construct adjustment factors at the establishment level and at the SIC level. We adjusted individual establishments to the Census to correct for sampling error and nonsampling error in the selection of shipments within the establishment. We performed the SIC-level adjustment to correct for sampling error in the selection of establishments and to account for undercoverage and establishment nonresponse.

Appendix D.

Standard Transportation Commodity Classification Code Information

The commodities shown in this report are classified in accordance with the Standard Transportation Commodity Classification (STCC) system, published by the Association of American Railroads.

We provided respondents with a listing of STCC codes and descriptions at the five-digit level to use in assigning a commodity code for each shipment. For shipments of more than one commodity, we instructed respondents to use the five-digit code for the **major** commodity, defined as the commodity of greatest total weight in the shipment.

For tables 5b and 6b of this report, we aggregated the STCC codes to the three-digit level. For all other tables, we aggregated the STCC codes to the two-digit level.

For additional information on the STCC system, contact: STCC Technical Committee, c/o Committee Secretary, Association of American Railroads, 50 F Street, NW, Room 5603, Washington, DC 20001-1564. Telephone number 202-639-2332; fax number 202-639-2312.

Appendix E.

Sample Report Forms and Instructions

The sample report forms and instructions are shown on the following pages.

Note: The CFS-2000 was sent to a subsample of establishments to obtain additional information about the use of transportation equipment and facilities.

FORM 9-2-92 U.S. DEPARTMENT OF COMMERCE BUREAU OF THE CENSUS
CFS-1000
1993 COMMODITY FLOW SURVEY
CENSUS OF TRANSPORTATION

(Please correct any error in name, address, and ZIP Code)

YOUR RESPONSE IS REQUIRED BY LAW. Title 13, United States Code, requires businesses and other organizations that receive this questionnaire to answer the questions and return the report to the Census Bureau. By the same law, **YOUR CENSUS REPORT IS CONFIDENTIAL.** It may be seen only by Census Bureau employees and may be used only for statistical purposes. Further, copies retained in respondents' files are immune from legal process.

BUREAU OF THE CENSUS
1201 East 10th Street
Jeffersonville IN 47132-0001

RETURN TO

INSTRUCTIONS

Please read the accompanying instructions before completing this questionnaire. The sampling instructions beginning on page 2 of the questionnaire describe how to take a **sample** of your outbound shipments **covering the two-week period shown above.** You should use your sales invoices, bills of lading, and any other file of shipping documents which represents your total outbound shipments (or deliveries).

Item F, Shipment Characteristics — Beginning on page 2, provide the information requested for each of your **sampled** shipments. If book figures are not available for weight, value, etc., please provide an estimate.

Item A ESTABLISHMENT NAME
 Is the establishment name shown in the mailing address correct?
 1 Yes
 2 No — Enter correct name. ↘

Item B OPERATIONAL STATUS OF ESTABLISHMENT — Mark (X) the **ONE** box which best describes this establishment during the 2-week period shown above.
 1 In operation
 2 Temporarily or seasonally inactive
 3 Ceased operation — Give date → Month/Day/Year

Item C PHYSICAL LOCATION (PO boxes or rural routes are not physical locations.)
 Is this establishment's physical location the same as the address shown in the label?
 1 Yes
 2 No — Enter physical location below. ↘

Number and street
 City, town, village, etc. State ZIP Code

Item D ORIGIN OF SHIPMENTS
 During the two-week period, did any of your shipments (or deliveries) originate from locations other than this physical location?
 1 No — Skip to Item E on page 2. Enter an "A" as the origin code in column (k) of item F for all shipments.
 2 Yes — Enter the City, State, and ZIP Code of these other locations in rows B, C, and D.

Origin code	City	State	ZIP Code
A	Location in mailing address or in Item C.	—	—
B			
C			
D			

Does your **Census File Number (CFN)** shown in the address box above, begin with a "0" (zero)?
 1 Yes — Include shipments from those other locations in your sampling, and use the appropriate origin code (A, B, C, or D) in column (k) of item F for all shipments selected. Now skip to Item E.
 2 No — Do any of these other locations keep their own records for these shipments?
 1 Yes — Omit shipments from these other locations that maintain their own records from your sampling.
 2 No — Include shipments from these other locations in your sample, and place the appropriate origin code (A, B, C, or D) in column (k) of item F for all shipments selected.

Item E SOURCE DOCUMENT

Please mark (X) the **main** document that you will use to obtain the requested information.

- 1 Sales invoices 3 Other — *Specify* ↗
 2 Bills of lading

SAMPLE SELECTION INSTRUCTIONS

1. Enter your total number of shipments for the 2-week period.

NOTE — Remove any voided invoices, credit memoranda, etc. from the files, if possible, before estimating the total number of shipments.

2. Find the range in column (1) at right that includes the number entered in 1 above. Put an (X) in column (2) beside it.
3. If your total number of shipments is 40 or less, provide data for **every** shipment during the 2-week period in Item F. If the number of shipments is 41 or more, continue with steps 4 and 5 to select the shipments to report.

Number of shipments (1)	Mark (X) one (2)	"Take every" number (3)	Expected sample size (4)
0—40		<i>Select every shipment</i>	1—40
41—100		2	20—50
101—200		5	20—40
201—400		10	20—40
401—800		20	20—40
801—1600		40	20—40
1601 or more		<i>Call Census 1-800-528-3049</i>	

CONTINUE ON NEXT PAGE. ↗

Item F SHIPMENT CHARACTERISTICS

Line No. (a)	Shipment		Total				Commodity		
	Number (b)	Date (c)		Value (Dollars) (d)			Weight (Pounds) (e)	Code (f)	Description (Largest weight) (g)
		M	D	Mil.	Thou.	Dol.			
1									
2									
3									
4									
5									
6									
7									
8									
9									
10									
11									
12									
13									
14									
15									

Mode of transport codes for columns (i) and (n) **1** — Parcel delivery, courier, or U.S. Postal Service **2** — Private truck **4** — Railroad
3 — For-hire truck **Continued** →

SAMPLE SELECTION INSTRUCTIONS — Continued

4. Note the "Take every" number in column (3) next to the "X" you marked in column (2). Beginning with the first shipment in the file for the period, count the shipments until you reach the "Take every" number. Select that shipment as the first one to report on in item F.

6th shipment, count off 5 more, and select the 10th shipment. Resume counting with the 11th and select the 15th, 20th shipment, etc. until you reach the end of the file. You will have selected 35 shipments to report on in Item F.

Continuing with the next shipment, begin counting from 1 until you reach the "Take every" number again. Select that shipment. Continue this process until you reach the end of the file.

NOTE – If your sample of shipments includes any voided invoices, credit memoranda, etc., write "VOID" in column (b) for that shipment. Leave the rest of the line blank.

EXAMPLE:

If 176 is entered in 1, mark (X) the third row of the table. The "Take every" number is 5. Begin counting with the first shipment in the file and select the 5th shipment to report in Item F. Now beginning with the

5. Sample validation — After sample selection is done, compare the number of selected shipments to the expected sample size in column (4). If the number of selected shipments is above or below the range, recheck the sample selection.

Hazardous material? (Y/N) (h)	Domestic mode(s) of transport <i>Enter all that apply using codes shown below.</i> (i)	Containerized? (Y/N) (j)	Origin code (k)	Domestic destination (or port/airport/border crossing of exit for exports) (l)			Export? (Y/N) (m)	Export mode (n)	Foreign destination (for export shipments only) (o)		Line No. (p)
				City	State	ZIP Code			City	Country	
											1
											2
											3
											4
											5
											6
											7
											8
											9
											10
											11
											12
											13
											14
											15



5 — Inland water and/or Great Lakes
6 — Deep sea water

7 — Pipeline
8 — Air

9 — Other mode
0 — Unknown

Item F SHIPMENT CHARACTERISTICS — Continued

Line No. (a)	Shipment			Total			Commodity		
	Number (b)	Date (c)		Value (Dollars) (d)			Weight (Pounds) (e)	Code (f)	Description (Largest weight) (g)
		M	D	Mil.	Thou.	Dol.			
16									
17									
18									
19									
20									
21									
22									
23									
24									
25									
26									
27									
28									
29									
30									
31									
32									
33									
34									
35									
36									
37									
38									
39									
40									

Mode of transport codes for columns (i) and (n)  **1** — Parcel delivery, courier, or U.S. Postal Service **2** — Private truck **3** — For-hire truck **4** — Railroad *Continued* 

Hazardous material? (Y/N) (h)	Domestic mode(s) of transport <i>Enter all that apply using codes shown below.</i> (i)	Containerized? (Y/N) (j)	Origin code (k)	Domestic destination (or port/airport/border crossing of exit for exports) (l)			Export? (Y/N) (m)	Export mode (n)	Foreign destination (for export shipments only) (o)		Line No. (p)
				City	State	ZIP Code			City	Country	
											16
											17
											18
											19
											20
											21
											22
											23
											24
											25
											26
											27
											28
											29
											30
											31
											32
											33
											34
											35
											36
											37
											38
											39
											40

5 — Inland water and/or Great Lakes
6 — Deep sea water

7 — Pipeline
8 — Air

9 — Other mode
0 — Unknown

Item F SHIPMENT CHARACTERISTICS — Continued

Line No. (a)	Shipment			Total			Commodity		
	Number (b)	Date (c)		Value (Dollars) (d)			Weight (Pounds) (e)	Code (f)	Description (Largest weight) (g)
		M	D	Mil.	Thou.	Dol.			
	41								
42									
43									
44									
45									
46									
47									
48									
49									
50									

Mode of transport codes for columns (i) and (n) **▶** **1** — Parcel delivery, courier, or U.S. Postal Service **2** — Private truck **3** — For-hire truck **4** — Railroad *Continued* **→**

REMARKS

Item G CERTIFICATION

Name of person to contact regarding this report – <i>Please print</i>	Telephone number – <i>Include area code</i>	Date
Signature	Title	

Hazardous material? (Y/N) (h)	Domestic mode(s) of transport Enter all that apply using codes shown below. (i)	Containerized? (Y/N) (j)	Origin code (k)	Domestic destination (or port/airport/border crossing of exit for exports) (l)			Export? (Y/N) (m)	Export mode (n)	Foreign destination (for export shipments only) (o)		Line No. (p)
				City	State	ZIP Code			City	Country	
											41
											42
											43
											44
											45
											46
											47
											48
											49
											50

5 — Inland water and/or Great Lakes
6 — Deep sea water

7 — Pipeline
8 — Air

9 — Other mode
0 — Unknown

THANK YOU FOR COMPLETING YOUR REPORT

U.S. DEPARTMENT OF COMMERCE
BUREAU OF THE CENSUS
1993 COMMODITY FLOW SURVEY
CENSUS OF TRANSPORTATION

(Please correct any error in name, address, and ZIP Code)

YOUR RESPONSE IS REQUIRED BY LAW. Title 13, United States Code, requires businesses and other organizations that receive this questionnaire to answer the questions and return the report to the Census Bureau. By the same law, **YOUR CENSUS REPORT IS CONFIDENTIAL.** It may be seen only by Census Bureau employees and may be used only for statistical purposes. Further, copies retained in respondents' files are immune from legal process.

RETURN TO
BUREAU OF THE CENSUS
1201 East 10th Street
Jeffersonville IN 47132-0001

INSTRUCTIONS
NOTE NEW ITEMS: G, H, I, and J on pages 6 - 8.
Please complete these items even if you have no shipments to report during the two-week reporting period.

Item A ESTABLISHMENT NAME
Is the establishment name shown in the mailing address correct?
1 Yes
2 No — Enter correct name. **Z**

Item B OPERATIONAL STATUS OF ESTABLISHMENT — Mark (X) the **ONE** box which best describes this establishment during the 2-week period shown above.
1 In operation
2 Temporarily or seasonally inactive
3 Ceased operation — Give date _____ → Month/Day/Year

Item C PHYSICAL LOCATION (PO boxes or rural routes are not physical locations.)
Is this establishment's physical location the same as the address shown in the label?
1 Yes
2 No — Enter physical location below. **Z**

Number and street
City, town, village, etc.
State ZIP Code

Item D ORIGIN OF SHIPMENTS
During the two-week period, did any of your shipments (or deliveries) originate from locations other than this physical location?
1 No — Skip to Item E on page 2. Enter an "A" as the origin code in column (k) of item F for all shipments.
2 Yes — Enter the City, State, and ZIP Code of these other locations in rows B, C, and D.

Origin code	City	State	ZIP Code
A	Location in mailing address or in Item C.	—	—
B			
C			
D			

Does your **Census File Number (CFN)** shown in the address box above, begin with a "0" (zero)?
1 Yes — Include shipments from those other locations in your sampling, and use the appropriate origin code (A, B, C, or D) in column (k) of item F for all shipments selected. Now skip to Item E.
2 No — Do any of these other locations keep their own records for these shipments?
1 Yes — Omit shipments from these other locations that maintain their own records from your sampling.
2 No — Include shipments from these other locations in your sample, and place the appropriate origin code (A, B, C, or D) in column (k) of item F for all shipments selected.

Item E SOURCE DOCUMENT

Please mark (X) the **main** document that you will use to obtain the requested information.

- 1 Sales invoices 3 Other — *Specify* ↗
 2 Bills of lading

SAMPLE SELECTION INSTRUCTIONS

1. Enter your total number of shipments for the 2-week period.

NOTE — Remove any voided invoices, credit memoranda, etc. from the files, if possible, before estimating the total number of shipments.

2. Find the range in column (1) at right that includes the number entered in 1 above. Put an (X) in column (2) beside it.
3. If your total number of shipments is 40 or less, provide data for **every** shipment during the 2-week period in Item F. If the number of shipments is 41 or more, continue with steps 4 and 5 to select the shipments to report.

Number of shipments (1)	Mark (X) one (2)	"Take every" number (3)	Expected sample size (4)
0-40		<i>Select every shipment</i>	1-40
41-100		2	20-50
101-200		5	20-40
201-400		10	20-40
401-800		20	20-40
801-1600		40	20-40
1601 or more		<i>Call Census 1-800-528-3049</i>	

CONTINUE ON NEXT PAGE. ↗

Item F SHIPMENT CHARACTERISTICS

Line No. (a)	Shipment		Total				Commodity		
	Number (b)	Date (c)		Value (Dollars) (d)			Weight (Pounds) (e)	Code (f)	Description (g)
		M	D	Mil.	Thou.	Dol.			
1									
2									
3									
4									
5									
6									
7									
8									
9									
10									
11									
12									
13									
14									
15									

Mode of transport codes for columns (i) and (n) ▶

1 — Parcel delivery, courier, or U.S. Postal Service

2 — Private truck
3 — For-hire truck

4 — Railroad
Continued ➔

SAMPLE SELECTION INSTRUCTIONS — Continued

4. Note the "Take every" number in column (3) next to the "X" you marked in column (2). Beginning with the first shipment in the file for the period, count the shipments until you reach the "Take every" number. Select that shipment as the first one to report on in item F.

6th shipment, count off 5 more, and select the 10th shipment. Resume counting with the 11th and select the 15th, 20th shipment, etc. until you reach the end of the file. You will have selected 35 shipments to report on in Item F.

Continuing with the next shipment, begin counting from 1 until you reach the "Take every" number again. Select that shipment. Continue this process until you reach the end of the file.

NOTE – If your sample of shipments includes any voided invoices, credit memoranda, etc., write "VOID" in column (b) for that shipment. Leave the rest of the line blank.

EXAMPLE:

If 176 is entered in 1, mark (X) the third row of the table. The "Take every" number is 5. Begin counting with the first shipment in the file and select the 5th shipment to report in Item F. Now beginning with the

5. Sample validation — After sample selection is done, compare the number of selected shipments to the expected sample size in column (4). If the number of selected shipments is above or below the range, recheck the sample selection.

Hazardous material? (Y/N) (h)	Domestic mode(s) of transport <i>Enter all that apply using codes shown below.</i> (i)	Containerized? (Y/N) (j)	Origin code (k)	Domestic destination (or port/airport/border crossing of exit for exports) (l)			Export? (Y/N) (m)	Export mode (n)	Foreign destination (for export shipments only) (o)		Line No. (p)
				City	State	ZIP Code			City	Country	
											1
											2
											3
											4
											5
											6
											7
											8
											9
											10
											11
											12
											13
											14
											15



5 — Inland water and/or Great Lakes
6 — Deep sea water

7 — Pipeline
8 — Air

9 — Other mode
0 — Unknown

Item F SHIPMENT CHARACTERISTICS — Continued

Line No. (a)	Shipment			Total			Commodity		
	Number (b)	Date (c)		Value (Dollars) (d)			Weight (Pounds) (e)	Code (f)	Description (g)
		M	D	Mil.	Thou.	Dol.			
16									
17									
18									
19									
20									
21									
22									
23									
24									
25									
26									
27									
28									
29									
30									
31									
32									
33									
34									
35									
36									
37									
38									
39									
40									

Mode of transport codes for columns (i) and (n)  **1** — Parcel delivery, courier, or U.S. Postal Service **2** — Private truck **3** — For-hire truck **4** — Railroad
Continued 

Hazardous material? (Y/N) (h)	Domestic mode(s) of transport <i>Enter all that apply using codes shown below.</i> (i)	Containerized? (Y/N) (j)	Origin code (k)	Domestic destination (or port/airport/border crossing of exit for exports) (l)			Export? (Y/N) (m)	Export mode (n)	Foreign destination (for export shipments only) (o)		Line No. (p)
				City	State	ZIP Code			City	Country	
											16
											17
											18
											19
											20
											21
											22
											23
											24
											25
											26
											27
											28
											29
											30
											31
											32
											33
											34
											35
											36
											37
											38
											39
											40



5 — Inland water and/or Great Lakes
6 — Deep sea water

7 — Pipeline
8 — Air

9 — Other mode
0 — Unknown







Item F SHIPMENT CHARACTERISTICS — Continued

Line No. (a)	Shipment		Total				Commodity		
	Number (b)	Date (c)		Value (Dollars) (d)			Weight (Pounds) (e)	Code (f)	Description (g)
		M	D	Mil.	Thou.	Dol.			
41									
42									
43									
44									
45									
46									
47									
48									
49									
50									

Mode of transport codes for columns (i) and (n)  **1** — Parcel delivery, courier, or U.S. Postal Service **2** — Private truck **3** — For-hire truck **4** — Railroad *Continued* 

Item G AVAILABILITY AND USE OF ON-SITE SHIPPING FACILITIES

In column (b), mark "Yes" or "No" for each type of shipping facility to indicate whether or not this type of facility existed on-site during 1993. For each "Yes" in column (b), mark "Yes" or "No" in column (c) to indicate whether or not you **used** the facility on your premises for **outbound shipments** during 1993.

Type of shipping facility (a)	Was a shipping facility of this type on your premises during 1993? (b)	Did you use this facility on your premises for outbound shipments during 1993? (c)
1. Rail siding	1 <input type="checkbox"/> Yes  2 <input type="checkbox"/> No	1 <input type="checkbox"/> Yes 2 <input type="checkbox"/> No
2. Waterway dock, Great Lakes	1 <input type="checkbox"/> Yes  2 <input type="checkbox"/> No	1 <input type="checkbox"/> Yes 2 <input type="checkbox"/> No
3. Waterway dock, inland water	1 <input type="checkbox"/> Yes  2 <input type="checkbox"/> No	1 <input type="checkbox"/> Yes 2 <input type="checkbox"/> No
4. Waterway dock, deep sea water	1 <input type="checkbox"/> Yes  2 <input type="checkbox"/> No	1 <input type="checkbox"/> Yes 2 <input type="checkbox"/> No
5. Airport/landing strip capable of handling your shipments	1 <input type="checkbox"/> Yes  2 <input type="checkbox"/> No	1 <input type="checkbox"/> Yes 2 <input type="checkbox"/> No
6. Pipeline terminal	1 <input type="checkbox"/> Yes  2 <input type="checkbox"/> No	1 <input type="checkbox"/> Yes 2 <input type="checkbox"/> No

Hazardous material? (Y/N) (h)	Domestic mode(s) of transport Enter all that apply using codes shown below. (i)	Containerized? (Y/N) (j)	Origin code (k)	Domestic destination (or port/airport/border crossing of exit for exports) (l)			Export? (Y/N) (m)	Export mode (n)	Foreign destination (for export shipments only) (o)		Line No. (p)
				City	State	ZIP Code			City	Country	
											41
											42
											43
											44
											45
											46
											47
											48
											49
											50

5 — Inland water and/or Great Lakes 7 — Pipeline 9 — Other mode
6 — Deep sea water 8 — Air 0 — Unknown

Item H USE OF OFF-SITE SHIPPING FACILITIES

In column (b), mark "Yes" or "No" for each type of shipping facility to indicate whether or not you **used** an off-site facility of that type for **outbound shipments** during 1993. For those marked "Yes", enter the miles to that off-site facility in column (c), and the mode of transport used to reach that facility in column (d). The modes are listed below.

Type of shipping facility (a)	Did you use this type of off-site facility for outbound shipments during 1993? (b)	Distance to the off-site facility of this type that you used most in 1993 (Report in miles - estimates are acceptable) (c)	Mode of transport used to reach that facility (Enter a code from the list below) (d)
1. Rail siding	1 <input type="checkbox"/> Yes → 2 <input type="checkbox"/> No		
2. Waterway dock, deep sea water	1 <input type="checkbox"/> Yes → 2 <input type="checkbox"/> No		
3. Waterway dock, Great Lakes	1 <input type="checkbox"/> Yes → 2 <input type="checkbox"/> No		
4. Waterway dock, inland water	1 <input type="checkbox"/> Yes → 2 <input type="checkbox"/> No		
5. Airport/landing strip capable of handling your shipments	1 <input type="checkbox"/> Yes → 2 <input type="checkbox"/> No		
6. Pipeline terminal	1 <input type="checkbox"/> Yes → 2 <input type="checkbox"/> No		
1 - Trailer on Flat Car (TOFC) 3 - For-Hire Truck 5 - Water 7 - Air 2 - Private Truck 4 - Rail 6 - Pipeline 8 - Other			

Item I USE AND AVAILABILITY OF TRANSPORTATION EQUIPMENT

During 1993, did this location use any of the following types of equipment for outbound shipments? Please check yes or no. For each equipment type in Item 1 below enter the approximate percentage of your total outbound rail shipments that used that type of rail car. These percentages should add to 100%. If you had no rail shipments, leave the percentages blank.

Equipment (a)	Was this type of equipment used for outbound shipments during 1993? (b)	Percentage of total rail shipments (c)
1. Rail cars that:		
a. Your company owned/leased	1 <input type="checkbox"/> Yes → 2 <input type="checkbox"/> No	
b. A common carrier owned/leased	1 <input type="checkbox"/> Yes → 2 <input type="checkbox"/> No	
c. Another party owned/leased (e.g. receiver)	1 <input type="checkbox"/> Yes → 2 <input type="checkbox"/> No	
2. Trucks with 6 or more tires or truck-tractors that:		
a. Your company owned	1 <input type="checkbox"/> Yes 2 <input type="checkbox"/> No	
b. Your company leased, with driver	1 <input type="checkbox"/> Yes 2 <input type="checkbox"/> No	
c. Your company leased, without driver	1 <input type="checkbox"/> Yes 2 <input type="checkbox"/> No	
3. Truck trailers that your company owned or leased	1 <input type="checkbox"/> Yes 2 <input type="checkbox"/> No	
4. Aircraft that your company owned or leased	1 <input type="checkbox"/> Yes 2 <input type="checkbox"/> No	
5. Barges that your company owned or leased	1 <input type="checkbox"/> Yes 2 <input type="checkbox"/> No	
6. Other equipment that your company owned or leased – Specify	1 <input type="checkbox"/> Yes 2 <input type="checkbox"/> No	

Item J TRANSPORTATION DECISIONS

During 1993, who generally decided on the mode of transportation for your outbound shipments? *Mark (X) appropriate box.*

1 Your company 2 Receiver of shipment 3 Other

Remarks

Item K CERTIFICATION

Name of person to contact regarding this report – <i>Please print</i>	Telephone number – <i>Include area code</i>	Date
Signature	Title	

Instructions for Completing the Commodity Flow Survey

NOTE: Some instructions are included on the questionnaire itself. However, due to space limitations, most of the instructions and definitions are included in separate reference materials. These include this instruction guide, and a listing of commodity codes to be used for classifying individual shipments in this survey.

Part I – GENERAL INFORMATION

Purpose of the Survey

The Commodity Flow Survey (CFS) will produce statistics on the movement of commodities and the types of transportation used. It will describe the relationships among shipment characteristics such as weight, value, mileage, type of commodity, and the type of transportation used. The results of this survey will provide a basis for in-depth analyses of policy issues that impact the transportation systems of the United States.

For the Commodity Flow Survey, we are asking you to use all of your basic documents such as sales invoices, bills of lading, shipping logs, etc., to provide the data needed regarding outbound movement of all commodities: date, value, weight, commodity description, hazardous material designation, mode of transport, whether containerized or not, and destination. For exports, we also ask the export mode of transportation, city and country of destination, and the port of exit. You are asked to provide the data only for a **sample** of your outbound shipments. Samples are used because they give valid results while reducing the time and cost involved in completing the questionnaire.

Your Report is Confidential

By law (Title 13 U.S. Code), the information you provide the Bureau of the Census is **strictly confidential**. Only sworn Census employees will have access to the reports or information obtained from your records. The data you provide will be used solely for statistical purposes and will be published only in summary form that **does not reveal** the operations of an individual company.

Part II – GENERAL INSTRUCTIONS AND INFORMATION FOR COMPLETING YOUR QUESTIONNAIRE

Steps in Completing the Survey

1. Fill in the information requested on the front page regarding the name, operational status, physical location of your establishment, and origin of shipments.
2. Gather your files and documents for all shipments/deliveries initiated **during the 2-week period specified on the front page of the questionnaire**.
3. Indicate the main source document used in Item E on page 2 of the questionnaire.
4. Following the Sample Selection Instructions on pages 2 and 3 of the questionnaire, select a sample of your total shipments for the 2-week period.

5. In Item F of the questionnaire, complete one line for each **sampled** shipment/delivery. Use the reference materials provided when completing columns f (commodity code), i (domestic modes of transportation), l (destination), and n (export mode).
6. Complete the contact, date, and signature information requested in Item G on page 6 of the questionnaire.
7. Return the completed questionnaire in the envelope by the due date printed on the front of the questionnaire. If you need additional time to complete your questionnaire, please call the 800 number listed below.
8. Please call 1-800-528-3049 if you have questions or require assistance.
9. If we should have questions regarding your report, a Census Bureau employee may call to ask for clarification. For this reason, we suggest that you retain copies of the documents for the sampled shipments separately from your other shipment documents. You may also find it useful to retain a copy of your completed questionnaire for your own records.

What We Mean by a “Shipment”

A “shipment” (or “delivery”) is an individual movement of commodities **from** your establishment **to** one customer OR **to** another location of your company (including a warehouse, distribution center, retail or wholesale outlet). A shipment uses one or more modes of transportation, including parcel delivery, U.S. Postal Service, courier, private truck, for-hire truck, rail, water, pipeline, air, and other modes.

Please note that for this survey:

A full or partial truckload can be considered **one** shipment **only** if all the commodities are destined for one buyer/receiver at one location. If the truck makes multiple deliveries on a route, **each stop is considered (at least) one shipment**.

We realize that there may not be a one-to-one relationship between your shipments and the main document you use as a reference for this survey (e.g., sales invoice, bill of lading). For example, for some cases there may be more than one shipment per invoice or more than one invoice per shipment. If this is the case for your establishment, please remember to sample actual shipments, and not just documents.

What We Mean By “Commodities”

“Commodities” refers to items that your establishment produces, sells, or distributes, **not** to items that are considered as excess or by-products of your establishment’s operation.

PLEASE INCLUDE FORM NAME AND NUMBER IN ALL CORRESPONDENCE.

For example, refuse, scrap paper, and returnable containers are not considered as "commodities", unless your establishment is specifically in the business of selling or otherwise providing scrap, waste, or recyclable materials to others.

Origin of Shipments – Item D

IF THIS ESTABLISHMENT ORIGINATES SHIPMENTS FROM OTHER PHYSICAL LOCATIONS, your completion of Item D is critical in determining which shipments to include and exclude prior to selecting your sample of shipments. Your responses here will also affect the entries you make in column (k) - "Origin Code" - of Item F. Please follow the instructions in this item carefully. The "CFN" is the 11- digit number following the letters "CFN" on the mailing label. If there is not enough space to enter all of your shipment origins in Item D, please call 1-800-528-3049 for assistance.

IF ALL OF YOUR SHIPMENTS ORIGINATE FROM THE MAILING ADDRESS ON THE QUESTIONNAIRE LABEL OR THE ACTUAL PHYSICAL ADDRESS REPORTED IN ITEM C, then all of your shipments should be subjected to sampling. Also, when completing Item F, you should enter "A" in column (k) - "Origin Code" - for all shipments.

Part III – INSTRUCTIONS FOR COMPLETING ITEM F

Complete one line for each selected shipment. Column definitions are provided below.

SHIPMENT NUMBER (column b) - Enter the invoice number, shipment number, or some other unique identification number that could be used by your establishment to find this particular shipping document if questions arise regarding your report.

DATE SHIPPED (column c) - Enter the month and day of the shipment. If shipment date is not available, use the invoice/shipping document date. Use numbers only. (e.g., use "03" for March)

TOTAL VALUE (column d) - Enter the dollar value, in whole dollars, of the entire shipment. The reported value should not include freight charges and excise taxes (**i.e., report the net selling value, f.o.b. plant**). If the value is not directly available from your records, **please estimate**.

TOTAL WEIGHT (column e) - Enter the weight of the total shipment **in whole pounds**. If weight is not available from your records, please estimate.

COMMODITY CODE (column f) - Please use the **list of Commodity Codes in the enclosed Commodity Coding Manual** to select the proper code. For shipments with more than one commodity, enter only the

code for the commodity with the greatest weight in the total shipment.

COMMODITY DESCRIPTION (column g) - Enter a full description of the commodity shipped. For shipments with more than one commodity, describe only the commodity with the greatest weight in the total shipment. Do not use trade names, catalog numbers, or other codes not familiar to persons outside your business.

HAZARDOUS MATERIALS SHIPMENT (column h) - Indicate whether or not the shipment **REQUIRED PLACARDING** for hazardous materials by entering "**Y or N**" (yes or no).

DOMESTIC MODE(S) OF TRANSPORT (column i) - Enter the code(s) for **all** modes of transport used for the shipment to its **domestic** destination (i.e., the destination reported in column l). For export shipments, this means list only the mode(s) of transport used to reach the port, airport, or border crossing. Codes are located at the bottom of pages 2,3,4 and 5 of the questionnaire. Enter all that apply, based on the definitions below:

- **Parcel Delivery/Courier/U.S. Postal Service** - Delivery services that carry letters, parcels, packages, and other small shipments that typically weigh less than 100 pounds. Includes bus parcel delivery service.
- **Private Truck** - Trucks operated by a temporary or permanent employee of this establishment or the buyer/receiver of the shipment.
- **For-hire Truck** - Trucks that carry freight for a fee collected from the shipper, recipient of the shipment, or an arranger of the transportation.
- **Railroad** - Any common carrier or private railroad.
- **Inland Water and/or Great Lakes** - Barges, ships, or ferries operating primarily on rivers and canals; in harbors, the Great Lakes, the Saint Lawrence Seaway; the Intracoastal Waterway, the Inside Passage to Alaska, major bays and inlets; or in the ocean close to the shoreline.
- **Deep Sea Water** - Barges, ships, or ferries operating primarily in the open ocean. Shipping on the Great Lakes and the Saint Lawrence Seaway is classified with inland water.
- **Pipeline** - Movements of oil, petroleum, gas, slurry, etc. through pipelines that extend to other establishments or locations beyond the shipper's establishment. Aqueducts for the movement of water are not included.
- **Air** - Movements using commercial or private aircraft, and all air service for shipments that typically weigh more than 100 pounds. Includes air freight and air express.
- **Other Mode** - Any mode not listed above.

- **Unknown** - The shipment **was not** carried by a parcel delivery/courier/U.S. Postal service, and you cannot determine what mode of transportation is used.

Note: Commodities that are "shipped" under their own power, such as boats, barges, ferries, ships, aircraft, trucks, and trains **should be classified with the appropriate mode above**. Commodities shipped under their own power for which an appropriate mode is not listed (e.g., buses, recreational vehicles) should be listed as "other" mode.

CONTAINERIZED (column j) - Indicate whether or not the shipment was containerized by entering "**Y or N**" (yes or no). "Containerized" means that the shipment **left your establishment** in an intermodal container or stackable tank without permanently attached wheels. These containers typically vary from 20 to 53 feet in length, and are carried on truck chassis, trains, and ships.

ORIGIN CODE (column k) - Enter the code letter (A,B,C or D) for the location from which the shipment originated (**unless** this establishment initiates/originates shipments from other locations, the origin code will always be "A"). Refer to Item D on the front of the questionnaire and the "Origin of Shipments" section on page 3 of these instructions.

DOMESTIC DESTINATION: CITY, STATE AND ZIP CODE (column l) - For domestic shipments, enter the city, state and 5-digit zip code of the buyer/receiver as it appears on the shipping document. Use the "**ship to**" address. Use the two letter state abbreviation shown in Part IV below. For **export shipments**, report the U.S. **port of exit** as the destination city. The port of exit is the port or airport from which the shipment left the country. In the case of land shipments into Mexico or Canada, it is the border crossing.

EXPORT SHIPMENT (column m) - Indicate whether or not the shipment is intended for export outside of the United States, by entering a "**Y or N**" (yes or no). For purposes of this survey, shipments to Puerto Rico and U.S. territories and possessions are considered **exports**.

EXPORT MODE (column n) - If the shipment is an export, enter the code for the mode of transport by which the shipment left the country. Codes are located at the bottom of pages 2,3,4, and 5 of the questionnaire.

FOREIGN DESTINATION (column o) - If the shipment is an export, enter the foreign **city and country of destination**. Be sure that the city reported for these shipments in the "Domestic Destination" column (l) is the U.S. port of exit.

Part IV – STATE ABBREVIATION LIST

Enter the State abbreviation as shown below in column (l) of the shipment sample form:

State	Abbrev.	State	Abbrev.
Alabama	AL	Montana	MT
Alaska	AK	Nebraska	NE
Arizona	AZ	Nevada	NV
Arkansas	AR	New Hampshire	NH
California	CA	New Jersey	NJ
Colorado	CO	New Mexico	NM
Connecticut	CT	New York	NY
Delaware	DE	North Carolina	NC
Dist. of Col.	DC	North Dakota	ND
Florida	FL	Ohio	OH
Georgia	GA	Oklahoma	OK
Hawaii	HI	Oregon	OR
Idaho	ID	Pennsylvania	PA
Illinois	IL	Rhode Island	RI
Indiana	IN	South Carolina	SC
Iowa	IA	South Dakota	SD
Kansas	KS	Tennessee	TN
Kentucky	KY	Texas	TX
Louisiana	LA	Utah	UT
Maine	ME	Vermont	VT
Maryland	MD	Virginia	VA
Massachusetts	MA	Washington	WA
Michigan	MI	West Virginia	WV
Minnesota	MN	Wisconsin	WI
Mississippi	MS	Wyoming	WY
Missouri	MO		

NOTICE - Public reporting burden for this collection of information is estimated to vary from 1.75 to 9 hours per response, with an average of 2.4 hours per response, including the time for reviewing instructions, searching existing data sources, gathering and maintaining the data needed, and completing and reviewing the collection information. Send comments regarding this burden estimate or any other aspect of this collection of information, including suggestions for reducing this burden, to the Associate Director of Management Services, Attn: Paperwork Reduction Project 0607-0753, Room 2027, Bureau of the Census, Washington, DC 20233-0001; and to the Office of Information and Regulatory Affairs, Office of Management and Budget, Attn: Paperwork Reduction Project 0607-0753, Washington, DC 20503.

PLEASE INCLUDE FORM NAME AND NUMBER IN ALL CORRESPONDENCE.

Publication Program

1992 CENSUS OF TRANSPORTATION, COMMUNICATIONS, AND UTILITIES

Publications of the 1992 Census of Transportation, Communications, and Utilities containing data on: transportation, communications, and utilities establishments; characteristics of trucks; and characteristics of commodity shipments are described below. The first results were issued in press releases. Final detailed statistics are issued in separate paperbound reports and compact disc-read only memory (CD-ROM).

Copies of the reports are available from the Superintendent of Documents, U.S. Government Printing Office, Post Office Box 371954, Pittsburgh, PA 15250-7954. Order forms for the specific reports or CD-ROM's may be obtained from any Department of Commerce district office, any Bureau of the Census State data center or business/ industry data center, or from Customer Services, Bureau of the Census, Washington, DC 20233-1900 or call 301-457-4100.

Final Reports

Truck Inventory and Use Survey—52 reports (TC92-T-1 to -52)

This series includes a United States Summary and a separate report for each State and the District of Columbia. Data cover the physical and operational characteristics of the Nation's private and commercial truck resources, such as the number of vehicles, major use, annual miles, model year, body type, vehicle size, fuel type, operator classification, engine size, range of operation, weeks operated, products carried, and hazardous materials carried. The reports show comparative statistics reflecting percent changes in number of vehicles between 1987 and 1992 for all characteristics.

1993 Commodity Flow Survey—141 reports (TC92-CF-1 to -52(P) and TC92-CF-N1 to -89)

This series includes a preliminary United States Summary, a set of National Transportation Analysis Region (NTAR) reports, a set of State reports (including the District of Columbia), and a final, more detailed United States Summary. Data cover the characteristics of commodity shipments initiated by establishments engaged in manufacturing, mining, wholesale, and selected retail, service, and auxiliary activities. The data include tons, ton-miles, average miles and value of shipments, by commodity and transportation mode. The NTAR and State reports include data on NTAR-to-NTAR and State-to-State commodity shipments, respectively. The final United States Summary includes more detailed commodity descriptions, data on containerized and hazardous materials shipments, and supplemental data on availability and use of transportation equipment and facilities.

Geographic area series—1 report (UC92-A-1)

The geographic area *Summary* report presents data for the United States and States for establishments with payroll for detailed kind-of-business classifications. Statistics on number of establishments and revenue are also shown for States and selected metropolitan areas (MA's) by kind of business.

For each State, the District of Columbia, and the United States, 1992 data are provided on revenue and employees per establishment and on revenue and payroll per employee. Comparative statistics showing percent changes in revenue and payroll between 1987 and 1992 also are shown for some kind-of-business classifications.

Nonemployer statistics series—1 report (UC92-N-1)

The *Nonemployer Statistics* report includes data by kind of business for all establishments, establishments with payroll, and establishments without payroll for the United States and States.

Subject series—2 reports (UC92-S-1 to -2)

The *Establishment and Firm Size* report (UC92-S-1) presents data for establishments with payroll, based on size of establishment, size of company or firm, and legal form of organization. Establishment statistics are presented by revenue size and by employment size; statistics for firms, by revenue size (including concentration by largest firms), by employment size, and by number of establishments operated (single units and multiunits). These data are presented for the United States.

The *Miscellaneous Subjects* report (UC92-S-2) presents data for the United States as a whole and, where feasible, for States and MA's for establishments with payroll. Data are provided for some kinds of business on major sources of revenue; purchased transportation; cost of purchased travel; revenue by class of customer; and other miscellaneous subjects.

Electronic Media

All data included in future printed reports will be available on CD-ROM. For the *Commodity Flow Survey* data, the CD-ROM may provide greater detail than the printed reports with respect to shipment distance, weight ranges, and origin to destination data for the geographic reports. Electronic media products are available for users who wish to summarize, rearrange, or process large amounts of data. In addition to CD-ROM's containing data from printed reports, there is a separate CD-ROM for the *Truck Inventory and Use Survey* which contains microdata information for each truck in the sample. The term microdata refers to the unaggregated records for the individual responses. The records are modified to avoid the possibility of identifying individual households or establishments. These products, with corresponding technical documentation, are sold by Customer Services, Bureau of the Census, Washington, DC 20233-1900.

OTHER ECONOMIC CENSUS REPORTS

Data on retail trade, wholesale trade, service industries, financial, insurance, real estate, construction industries, manufactures, mineral industries, enterprise statistics, minority-owned business enterprises, and women-owned businesses also are available from the 1992 Economic Census. A separate series of reports covers the census of outlying areas—Puerto Rico, Virgin Islands of the United States, Guam, and the Northern Marianas. Separate announcements describing these reports are available free of charge from Customer Services, Bureau of the Census, Washington, DC 20233-1900.