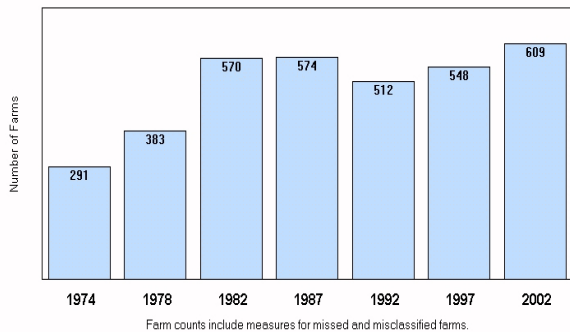


# Alaska Quick Facts from the Census of Agriculture

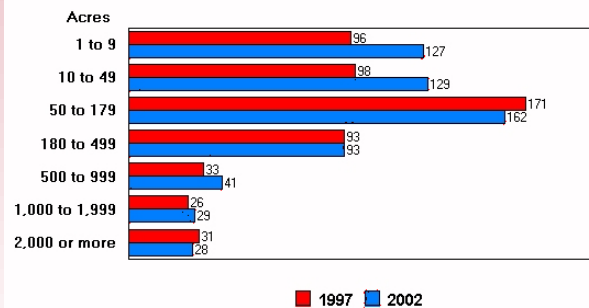
The 2002 Census of Agriculture is the most comprehensive source of statistics portraying the State of Alaska's agriculture.

A farm or ranch is defined as any place from which \$1,000 or more of agricultural products were produced and sold, or normally would have been sold, during the reference year.

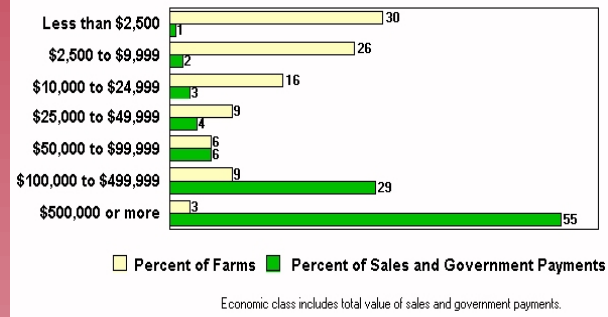
## Farms and Ranches: 1974 - 2002



## Farms by Size: 1997 and 2002



## Distribution of Farms by Economic Class: 2002

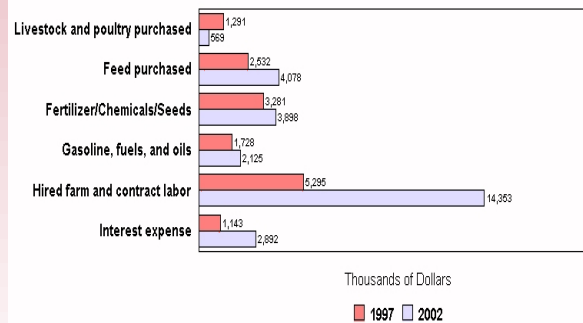


## Net Cash Farm Income: 2002

Economic Class	Farms	Net Cash Farm Income (thousands of dollars)	Average per Farm (dollars)
Less than \$1,000	102	-1,355	-13,285
\$1,000 to \$2,499	83	-1,747	-21,051
\$2,500 to \$4,999	59	-440	-7,456
\$5,000 to \$9,999	98	-323	-3,294
\$10,000 to \$24,999	98	20	200
\$25,000 to \$49,999	57	(D)	(D)
\$50,000 to \$99,999	39	648	16,616
\$100,000 to \$249,999	31	1,079	34,798
\$250,000 to \$499,999	26	2,323	89,362
\$500,000 to \$999,999	9	(D)	(D)
\$1,000,000 or more	7	8,688	1,241,167

Economic class includes total value of sales and government payments.  
(D) Withheld to avoid disclosing data for individual farms.

## Selected Farm Production Expenses: 1997 and 2002



## Estimated Value of Land and Buildings

	1997	2002
Value of land and buildings.....	\$266,781,000	\$330,816,000
Average per farm.....	\$486,827	\$543,213
Average per acre.....	\$303	\$367

## Farms by North American Industry Classification System (NAICS)

Category	Farms	Percent
<b>Crop</b>		
Oilseed and grain farming.....	34	6%
Vegetable and melon farming.....	58	10%
Fruit and tree nut farming.....	3	1%
Greenhouse, nursery, and floriculture production.....	88	14%
Other crop farming.....	197	32%
<b>Animal</b>		
Beef cattle and feedlots.....	39	6%
Dairy cattle and milk production.....	15	2%
Hog and pig.....	13	2%
Poultry and egg production.....	14	2%
Sheep and goat.....	11	2%
Aquaculture and other animal production.....	137	22%

NAICS classifies farms based on primary activity. Each farm is represented once, categorized by the product accounting for 50% or more of the total production value; farms with no single product accounting for 50% or more are classified as other.

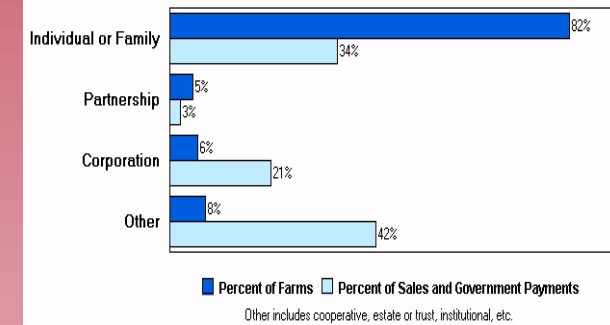
Information from the Census of Agriculture is used daily across America in all types of agricultural planning and decision-making. Whether decisions affect farmers at the county, State, or national level, the census is an excellent tool for telling the story of all farmers and ranchers.

## Average Farm: 2002

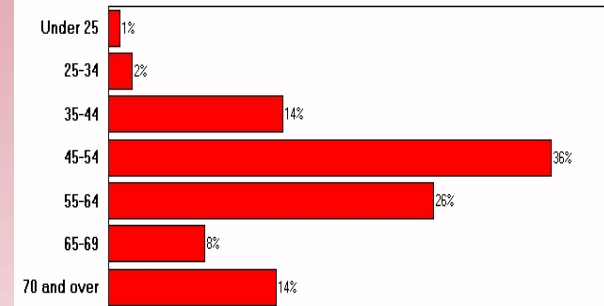
Average Size Farm (acres).....	1,479
Average Total Value of Sales and Government Payments..	\$78,666
Average Net Cash Farm Income.....	\$17,260
Average Age of Principal Operator.....	55.2
Average Years on Present Farm for Principal Operator.....	18.2

Data from the Census of Agriculture provides a true picture of American agriculture operators once every 5 years.

## Type of Organization: 2002



## Age of Principal Operator: 2002



## Tenure of Principal Operator: 2002

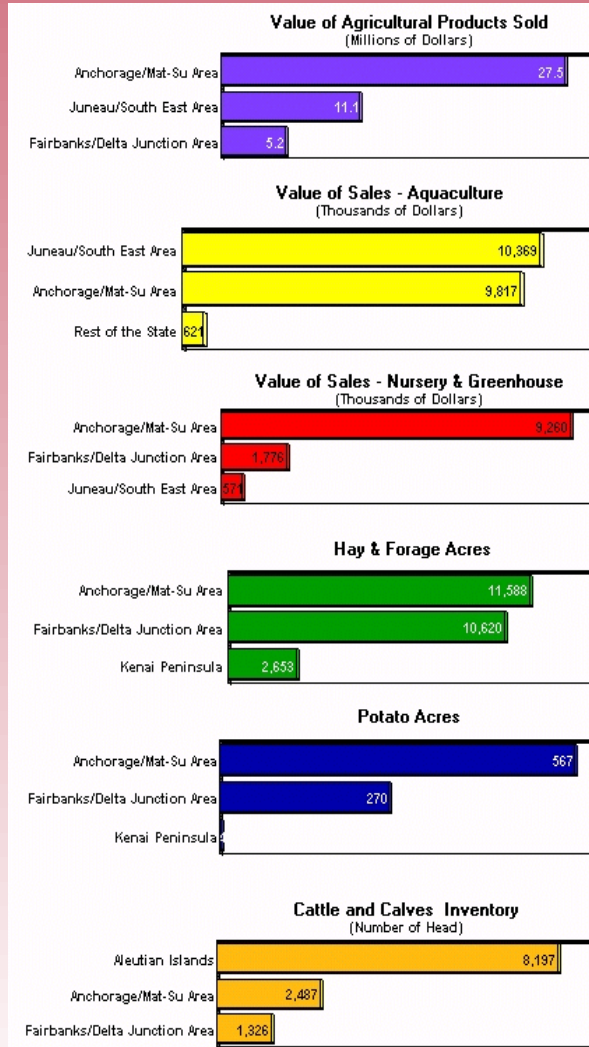
	Full Owner	Part Owner	Tenant
Farms .....	431	92	86
Value of Sales and Government Payments ....	\$17,166,000	\$9,125,000	\$21,617,000

**Primary Occupation of Principal Operator - Farming or Other: 2002**

	Farming	Other
Farms .....	370	239
Value of Sales and Government Payments .....	\$34,865,000	\$13,043,000

The Census of Agriculture is the only source of uniform agricultural data for every county in the United States.

**Top 3 Areas for Selected Items: 2002**



**ALASKA AG STATISTICS WISHES TO THANK ALL FARMERS AND RANCHERS WHO RESPONDED TO THE 2002 CENSUS OF AGRICULTURE.**

The Census of Agriculture provides a detailed look at agriculture in each of the Nation's 3,000 plus counties. Data is available in electronic format on the Internet, printed, and CD-ROM. A complete statistical picture of U.S. farms and ranches is provided every 5 years.

For more information contact:  
 Alaska Agricultural Statistics  
 P.O. Box 799  
 1150 South Colony Way, Suite 11  
 Palmer, AK 99645  
 Phone: (907)745-4272  
 1-800-478-6079  
 Email - [nass-ak@nass.usda.gov](mailto:nass-ak@nass.usda.gov)

[www.nass.usda.gov/ak/](http://www.nass.usda.gov/ak/)

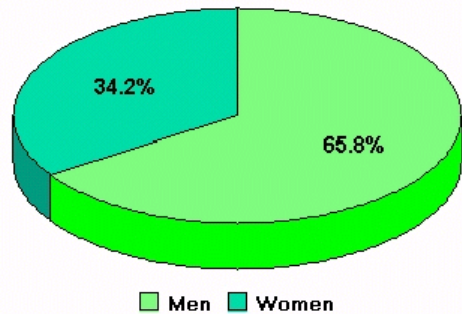
The U.S. Department of Agriculture (USDA) prohibits discrimination in all its program and activities on the basis of race, color, national origin, sex, religion, age, disability, political beliefs, sexual orientation, or marital or family status. (Not all prohibited bases apply to all programs.) Persons with disabilities who require alternative means for communication of program information (Braille, large print, audiotape, etc.) should contact USDA's TARGET Center at (202) 720-2600 (voice and TDD).

To file a complaint of discrimination, write USDA, Director, Office of Civil Rights, Room 326-W, Whitten Building, 1400 Independence Avenue, SW, Washington, DC 20250-9410 or call (202) 720-5964 (voice or TDD). USDA is an equal opportunity provider and employer.

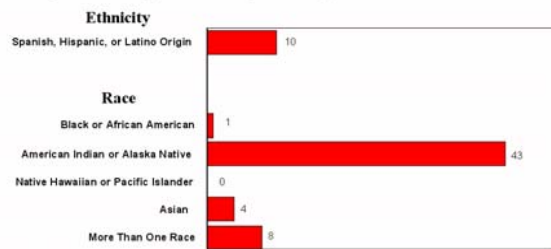
*Alaska*  
**Quick Facts**  
*from the*  
**2002 Census of Agriculture**



**Sex of All Operators: 2002**



**Operators by Ethnicity and Specified Race: 2002**



The census collected data on up to 3 operators per farm. These counts include all operators reported.

**Computer Usage**

	Farms	Percent
Computer Usage for Farm Business.....	380	62%
Internet Access.....	404	66%

