

Louisiana: 1603/1607

Individual Assistance Program Global Report

September 4, 2008



FEMA

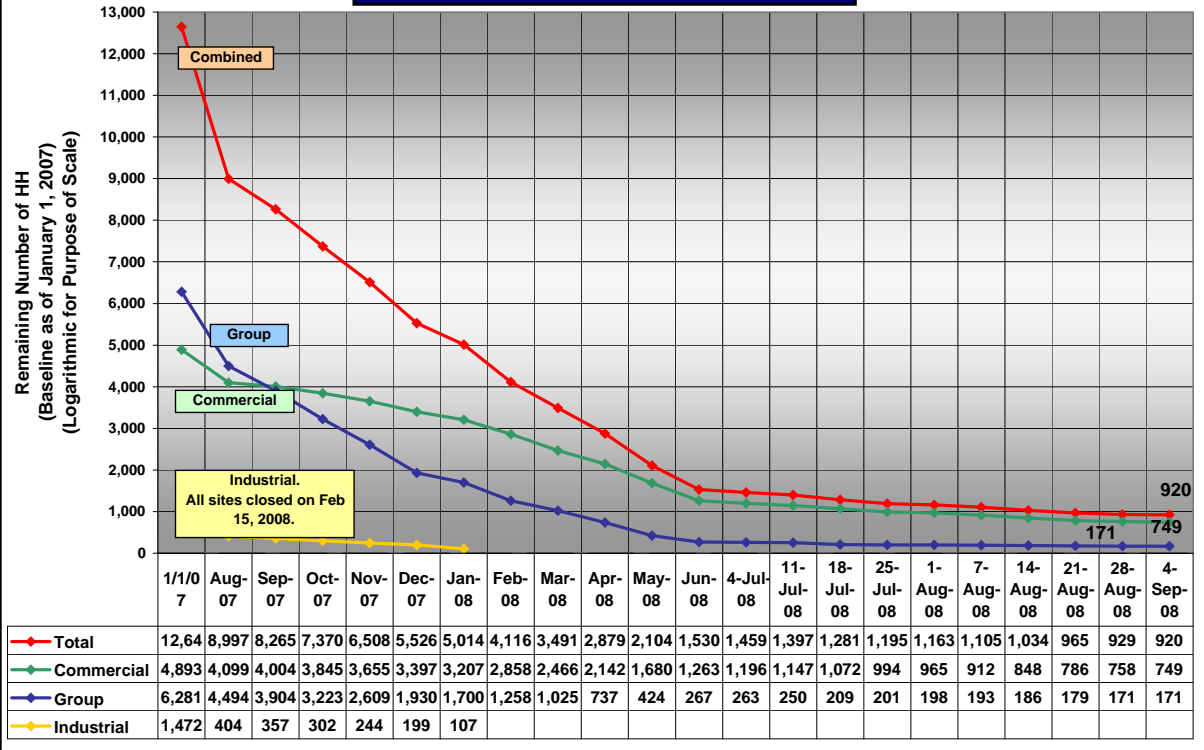


IA Housing Statistics September 4, 2008		Louisiana DR 1603/1607
Total Applicants Registered		
Individual and Households Program Applicants Registered		1,446,927
Aggregate Units - Direct Housing		
Private Site Units		71,448
Travel Trailer		69,798
Mobile Home		640
Park Model		1,010
Commercial Site Units		7,098
Travel Trailer		3,252
Mobile Home		3,545
Park Model		301
Group Site Units		8,256
Travel Trailer		7,293
Mobile Home		496
Park Model		467
Industrial Site Units		3,092
Travel Trailer		3,092
Mobile Home		0
Park Model		0
Totals - All Aggregate Units		89,894
Active Units - Direct Housing - THU is Currently Residing in LA		
Private Site Units		10,105
Travel Trailers		9,141
Park Models		416
Mobile Homes		548
Commercial Site Units		873
Travel Trailers		203
Park Models		37
Mobile Homes		633
Group Site Units		243
Travel Trailers		67
Park Models		9
Mobile Homes		167
Industrial Site Units		0
Travel Trailers		0
Park Models		0
Mobile Homes		0
Totals - All Active Units		11,221
Sites - Direct Housing		
Commercial		
Aggregate Sites		376
Current Sites		133
Group		
Aggregate Sites		111
Current Sites		5
Industrial		
Aggregate Sites		585
Current Sites		0
Private		
Aggregate Sites		70,212
Current Sites		8,889
All (Combined) Site Types		
Totals - Aggregate Sites		71,284
Totals - Current Sites		9,027

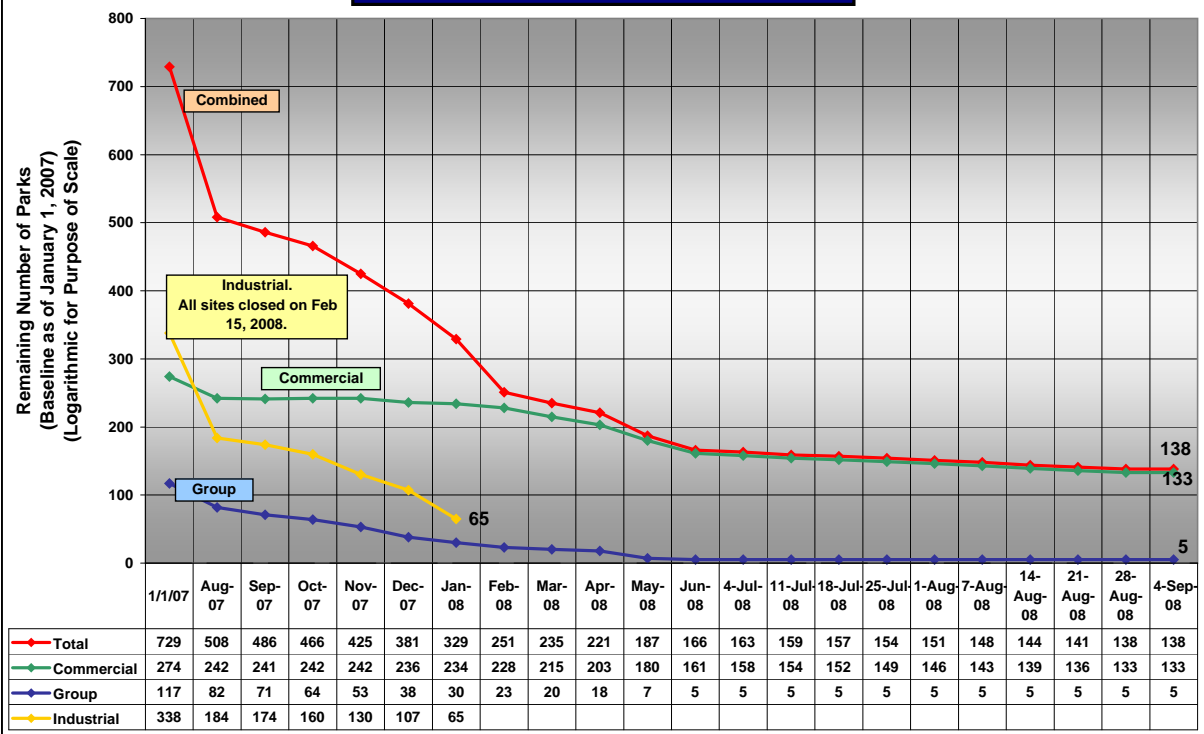
IA Housing Statistics September 4, 2008		Louisiana DR 1603/1607
Housing Applicant Demographics		
Direct Housing Assistance Recipients		
Group Sites		
Aggregate Total # of Households in Group Sites		9,020
Current Total # of Households in Group Sites		171
Total # of Households in Travel Trailers		62
Total # of Households in Park Models		10
Total # of Households in Mobile Homes		99
# of Homeowners		57
# of Renters		114
# Over 60 Years of Age		28
# with Special Needs		19
# UFAS Applicants		4
# Receiving Assistance (HUD, Section 8, etc.) - Pre-Disaster		2
Commercial Sites		
Aggregate Total # of Households in Commercial Sites		7,562
Current Total # of Households in Commercial Sites		749
Total # of Households in Travel Trailers		194
Total # of Households in Park Models		29
Total # of Households in Mobile Homes		526
# of Homeowners		275
# of Renters		474
# Over 60 Years of Age		132
# with Special Needs		118
# UFAS Applicants		21
# Receiving Assistance (HUD, Section 8, etc.) - Pre-Disaster		29
Private Sites		
Aggregate Total # of Households in Private Sites		72,033
Current Total # of Households in Private Sites		8,889
Total # of Households in Travel Trailers		8,034
Total # of Households in Park Models		341
Total # of Households in Mobile Homes		514
# of Homeowners		6,726
# of Renters		2,163
# Over 60 Years of Age		2,544
# with Special Needs		1,524
# UFAS Applicants		425
# Receiving Assistance (HUD, Section 8, etc.) - Pre-Disaster		77
Industrial Sites		
Aggregate Total # of Households in Industrial Sites		3,179
Current Total # of Households in Industrial Sites		0

IA Housing Statistics September 4, 2008		Louisiana DR 1603/1607
Movement from Direct Housing (TT/PM) to Hotel to Rental Housing		
Direct Housing Households Moved to Hotel/Motel		2,190
Ineligible Households in Hotel No Longer In FEMA Program		78
Households in Hotel Moved to Rental		828
Current Number of Households in Hotel		313
Movement from Direct Housing to Rental Housing		
Households Moved to In-State FEMA Rental Housing		8,980
Households Moved to Out-of-State FEMA Rental Housing		860
Total Households Moved to FEMA Rental Housing		9,840
CLC Prime		
Total # of Households Processed		2,755
Total # of Households Moved In		2,755
Movement to HUD Disaster Housing Assistance Program (DHAP)		
Direct Housing Households Moved to HUD DHAP		706
Movement from Direct (TT/PM) to Direct (MH)		
Direct Housing Households in a TT/PM Moved to a MH		811
Direct Housing Households in a TT/PM Swapped Out for a MH		142
Movement from Direct (TT/PM) to AHPP		
Direct Housing Households in a TT/PM Moved to AHPP		0
No Longer In FEMA Program		
Direct Vacated Households No Longer In FEMA Program		73,369
Rental Housing Assistance Recipients <i>data as of August 29, 2008</i>		
Aggregate Total # of Households in Rental Units		572,628
Current Total # of Households in Rental Units		3,304
# of Homeowners		874
# of Renters		2,426
Relocation <i>data as of August 31, 2008</i>		
Total # of Apps Relocated Under DSG (50+ miles)		9,234
Total # of Apps Relocated Locally (Within 50 miles)		51
Temporary Housing Unit (THU) Sales Program		
# of Apps currently living in THU interested in purchasing PM/MH:		1,047
# of Sales Completed (Travel Trailers)		3
# of Sales Completed (Park Models)		0
# of Sales Completed (Mobile Homes)		47
# of Total Sales Completed (All Types)		50
# of Households with Refund Request Completed		0
# of Households Moved Back into FEMA Housing Due to Refund Request		1
Rental Housing Resources		
# of Rental Resources Available at FMR		3,560
# of Rental Resources Available at 101-120% FMR		897
# of Rental Resources Available at 121-150% FMR		392
# of Rental Resources Available at 151-200% FMR		324
Total Rental Resources		5,173

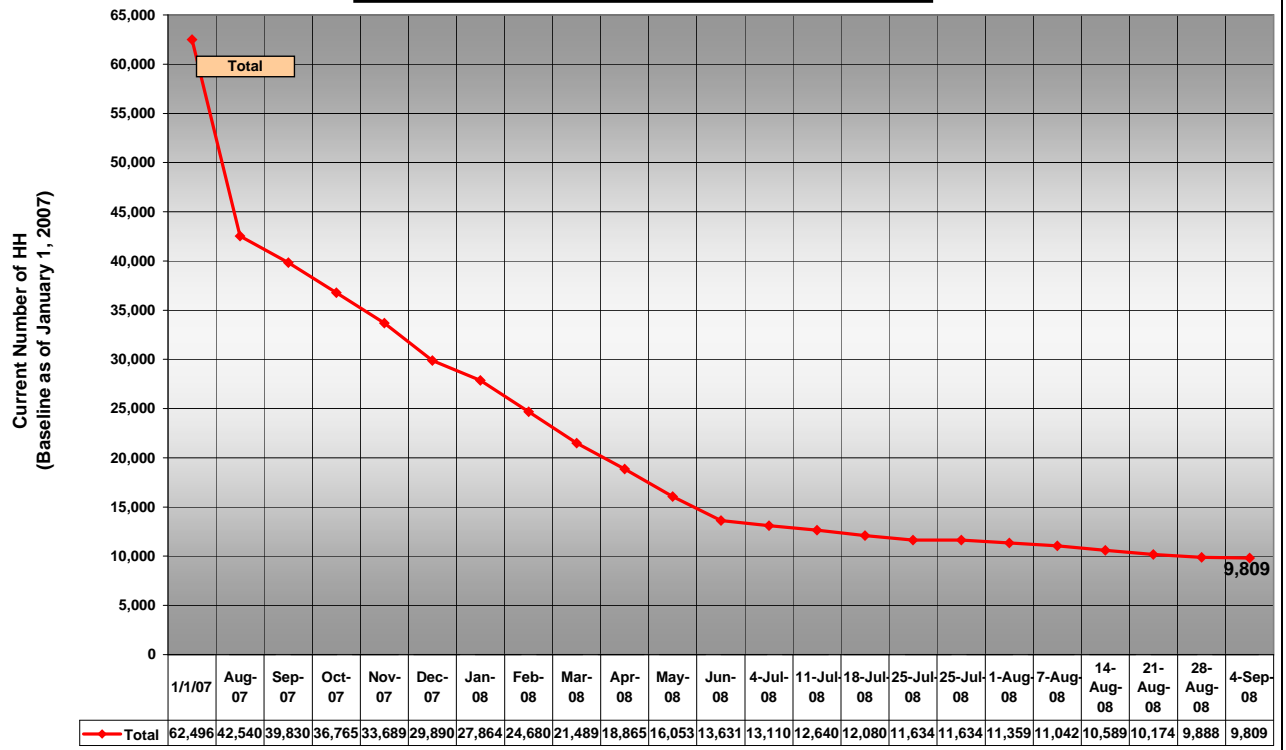
**Louisiana Households (HH) by Site-Type
(Commercial, Group, and Industrial Sites Only)**



**Louisiana Park Numbers by Park/Site-Type
(Commercial, Group, and Industrial Sites Only)**



**Louisiana Households (HH) - All Site Types Combined
(Commercial, Group, and Private)**



Louisiana Households (HH) - Private Sites

