

# **Tennessee Valley Authority Annual Report on Energy Management FY 2006**

(Including Department of Energy  
Reporting Guidance and Outline)

Electronic Draft 12-22-2006  
John E. Long, Jr., TVA Senior Energy Official  
Stephen L. Brothers, Manager, TVA Internal Energy Management Program (IEMP)

## OUTLINE AND INSTRUCTIONS FOR THE ANNUAL REPORT

- I. Management and Administration.** This section will describe (1) the agency's establishment of an energy management infrastructure and (2) the agency's use of management tools to implement Executive Order 13123.

### **A. Energy Management Infrastructure**

- 1. Senior Agency Official.** Identify the agency's senior energy official and describe the official's role and responsibilities.

**John E. Long, Jr. is the designated Senior Energy Official and Executive Vice President of Administrative Services.**

**Stephen L. Brothers is the designated Chief Energy Manager and manages the TVA Internal Energy Management Program (IEMP) under Administrative Services.**

**David R. Zimmerman is the manager of Sustainable Design under Administrative Services.**

- 2. Agency Energy Team.** Identify the members of the team and describe the team's responsibilities.

**TVA formed the Agency Energy Management Committee (AEMC) to facilitate compliance with applicable federal statutes, Executive Orders, federal regulations, TVA energy and related environmental management objectives, and obligations under the Environmental Protection Agency's (EPA) Green Lights Program (GL), EPA's ENERGY STAR Buildings Program (ESB) and EPA's ENERGY STAR Program (ESP). The AEMC serves as the agency energy team. This committee is comprised of representatives from each TVA organization responsible for energy management and associated environmental considerations in facility and general operations inside the agency. The AEMC provides an avenue for sharing lessons learned and replicating success. The members are:**

- **Stephen L. Brothers, chairperson for the AEMC;**
- **Kathryn E. Ellis, Transportation;**
- **David R. Zimmerman, Sustainable Design;**
- **David W. Stewart, Fossil;**
- **Aaron B. Nix, Facilities Management Environmental;**
- **William R. McNabb, Facilities Management O&M;**
- **Lanny S. Thornsberry, Nuclear;**
- **Teresa S. Wampler, River System Operations and Environment;**
- **David R. Dinse, Research and Technology Applications;**
- **Bryan H. Jones, Information Services;**
- **Jonnie A. Cox, Facilities Management Projects;**
- **David A. Gordon, Heavy Equipment;**
- **Judy G. Driggans, Chief Financial Officer representative;**
- **Barry Gore, Power Systems Operations;**
- **V. Edward Hudson, Demand Side Management Program;**

- Justin Maierhofer, Government Relations;
- David R. Chamberlain, Customer Resources;
- Sherri R. Collins, Office of General Counsel;
- Tina I. Broyles, Power Systems Operations alternate;
- Paula McManus, Transportation alternate; and
- David Smith, Facilities Management alternate.

## B. Management Tools

1. **Awards (Employee Incentive Programs).** Describe the agency's use of employee incentive programs to reward exceptional performance in implementing Executive Order (E.O.) 13123.

**TVA utilizes "Winning Performance" as a method to reward employees' efforts toward meeting agency goals. One of the benefits to TVA's agency goals is savings attributed to the implementation of cost effective energy, sustainable and related environmental projects. One of the major "Winning Performance" goals is the reduction in cost per square foot for building operation. Meeting this goal includes reductions in energy use.**

2. **Performance Evaluations.** Describe agency efforts to include successful implementation of provisions of E.O.13123 in the position descriptions and performance evaluations of senior energy officials, members of the agency energy team, heads of field offices, and facility/energy managers.

**To the extent to which employees are responsible for activities that are related to the objectives of E.O. 13123, their job descriptions contain reflective line items and their performance is evaluated in terms of the level to which they accomplish such goals.**

3. **Training and Education.** Describe activities undertaken to ensure that all appropriate personnel receive training for energy management requirements. (Note: The number of employees trained will be reported on the agency's Data Report and Energy Scorecard. Expenditures on training will also be reported on the Data Report). Describe agency outreach programs that include education, training, and promotion of ENERGY STAR<sup>®</sup> and other energy efficient and low standby power products for Federal purchase card users.

**Multiple methods of training are used to accomplish the objectives of the IEMP. The TVA Intranet and employee awareness programs are used as tools to educate employees on how they impact energy efficiency and use, both at work and at home. During FY 2006, TVA articles included the successful implementation of personnel workstation occupancy sensors, demonstration of a membrane energy recovery system (MERV), fuel efficient and money saving driving tips, and President Bush's directive to reduce energy use and improve fuel-conservation measures. Employees are shown their impact on facility energy use through a facility performance poster campaign. Posters showing monthly energy use and energy saving tips are placed in the lobbies of major energy-using facilities. Energy efficiency and information updates on current federal requirements and regulations are provided to employees, managers, and TVA customers upon request. Energy management and associated environmental training is provided to managers and employees as needed. TVA also educates staff on energy and**

**environmental related topics through the TVA Employee Technical Training and Organizational Effectiveness (ETT&OE) group.**

4. **Showcase Facilities.** Highlight exemplary new or existing facilities that the agency has designated Showcase Facilities in FY 2006. Describe why the facilities are considered Showcase Facilities (i.e., discuss the facility design, the improvements made in energy or water efficiency, the use of renewable energy, etc.).

**The TVA Chattanooga Office Complex (COC) continued to be TVA's designated Showcase Facility for FY 2006. The COC, completed in 1986, encloses approximately 1.2 million square feet of floor area, and is made up of five interconnected buildings (Signal Place, Lookout Place, Blue Ridge, Missionary Ridge, and Monteagle Place). It integrates the use of passive energy strategies, energy management practices, and environmental programs and activities. Occupants' daily activities have been recognized as a major component in facility performance. Energy and environmental awareness programs have been established to inform the occupants of the impacts their actions have on this performance. The combinations of original design elements, energy and environmental activities, and aggressive energy reduction operation and maintenance efforts have resulted in the COC becoming a model facility.**

**During FY 2006, TVA continued to consolidate space to reduce cost. This resulted in an increase in the occupancy density of the COC. To offset the increased energy demand from this increased density, TVA continues to investigate energy efficiency measures and have implemented measures which include:**

- **Better placement of task lights resulting in reduction of numbers used;**
- **Demonstration of digital lighting controls which can be operated from the users PCs;**
- **Orienting offices to better utilize daylighting over mechanical lighting;**
- **Use of more efficient T5 lighting in place of existing T8 and T12;**
- **Use of more efficient flat panel displays in place of conventional cathode ray tube displays; and**
- **Use of occupancy sensors in individual office spaces.**

## **ENERGY MANAGEMENT AND ASSOCIATED ENVIRONMENTAL EFFORTS**

**The COC's low energy consumption rate supports the reduction of CO<sub>2</sub> and other environmental impacts at the source. Since initial construction, additional energy and environmental improvements have been implemented in the COC. One of these improvements was the design and installation of a chilled and hot water storage system for the COC and Monteagle Place (MP) buildings. The system allows the two buildings, through a symbiotic relationship, to better use site energy and reduce the need for source energy.**

### **COC Original Design Features:**

- VAV air handlers with full economizer capabilities;
- Energy Management and Control System (HVAC, Lighting, Fire);
- Heat recovery from MP chillers;
- Approximately 30 footcandles of ambient lighting supplemented with daylighting and task lighting;
- Renewable energy attributes such as daylighting; and
- Thermal storage through structural and fluid mass.

### **Additional Improvements:**

- Chilled water crossover piping allows the COC and adjacent facility to share chilled water and run the most efficient mix of chillers;
- Water fountains are heated and cooled through heat exchangers to better manage temperature and humidity in the building;
- Motion sensors and timers have been installed in the COC (i.e., conference rooms, restrooms, enclosed offices, closets, etc.);
- LED exit lights have been installed;
- Energy efficient lighting has been added;
- COC storage tanks are used for chilled and hot water storage (3 x 19,000 gallons);
- Heat exchangers and chilled water were used to cool the secondary water loop allowing the abandonment of rooftop evaporative coolers and associated fans, motors, and sump heaters;
- Equipment (i.e., fixtures, motors, ballasts, chillers etc.) was upgraded to energy efficient models as failures occurred;
- Variable Frequency Drives (VFDs) and energy efficient motors have been installed on all large air-handling units;
- The energy management system has been upgraded to be more user friendly;
- Chiller efficiencies have been evaluated so the most energy efficient mix of chillers can be run for operating conditions;
- Upgrading to more energy efficient equipment is evaluated during modifications (fixtures with T-8 lamps and electronic ballasts, etc.);
- Energy efficient motors are installed where applicable;
- During purchase of replacement parts, energy efficient and environmentally friendly materials were ordered and stocked;
- Chillers have been retrofitted to accept non-CFC refrigerant;
- ENERGY STAR equipment was installed where applicable; and
- Building entry air locks with automated doors have been installed to reduce the infiltration of outside air.

## **ENVIRONMENTAL PROGRAMS AND ACTIVITIES**

**TVA demonstrates a commitment to environmental stewardship through the implementation of its environmental programs and activities at the COC. Examples of these efforts include, but are not limited to, toxic reduction, affirmative procurement, waste minimization, and recycling.**

**Toxic Reduction:**

TVA continues its efforts to reduce the amount of toxic chemicals used in its operation and maintenance activities for the building. The volume of toxic chemicals purchased in corporate office buildings has been reduced by over ninety percent since 1995. The COC is the largest single contributor to this effort.

**Affirmative Procurement:**

TVA reduces environmental impacts at the COC and other facilities through affirmative procurement of materials with recycled content. TVA's Affirmative Procurement Plan has been upgraded to the Green Procurement Plan which will include EAct05 and other federal requirements. In FY06, TVA spent, \$2.34 million on commercial sanitary tissue products, non-paper office products, construction products (concrete), landscaping products, park and recreation products, transportation products (traffic barricades), vehicular products (re-refined oil), and miscellaneous products (signage) and spent \$70.67 million on other recycled materials, meeting guidelines established under the Resource Conservation and Recovery Act (RCRA). This is an increase of twenty-five percent from last year.

**Waste Minimization and Recycling Programs:**

TVA is a Federal Charter Partner in the EPA "WasteWise Program." Through this program, TVA has made a commitment to achieve results in three areas:

- 1) Waste prevention;
- 2) Collection of recyclables; and
- 3) Use of recycled materials.

This aligns with TVA's mission of stimulating economic growth by protecting the Tennessee Valley's natural resources and building partnerships for the public good. TVA has established the Solid Waste Leverage Team and a Solid & Hazardous Waste Regulatory Policy Team to support the "WasteWise Program."

During FY 2006, TVA generated 24,714 tons of solid waste which includes power plants, projects, public recreation areas and corporate facilities such as the COC. TVA partners with a nonprofit organization which trains and develops work skills in mentally and physically challenged clients. These clients, in conjunction with their respective organizations, collect, sort, and market the recycled material from the COC. In addition to the typical office waste recycling, TVA continues its efforts in recycling fluorescent light tubes, oil, scrap metals, building materials, wood waste, and ballasts. TVA also utilizes a redeployment program which collects and redeploys used equipment and materials. During FY 2006, TVA deployed 13,313 tons of material and equipment through scrap contracts, auctions and sales, and donations.

Sustainable carpet is used throughout the COC. This carpet contains and uses high performance backing made from one hundred percent recycled content. TVA has an agreement with the carpet manufacturer to recycle carpet removed from the COC, which has kept used TVA facility carpet out of the landfill while saving an equivalent amount in raw materials.

5. **Other Energy and Related Environmental Initiatives:** Highlight new or existing energy and related environmental initiatives that the agency has accomplished in FY 2006. Provide a brief description of these initiatives.

## **INDUSTRIAL INITIATIVES**

**TVA provides end use technical assistance to its direct-served and distributor-served industrial and institutional customers. TVA works with these clients to help them identify and solve problems related to their use of energy in areas such as: manufacturing processes, environmental issues, and plant operations. The targeted segments, such as the automotive, machinery, forest products and food processing industries, as well as local water and wastewater treatment systems, are selected because of the large presence of such industries in the TVA service area, their high energy usage, or the availability of solutions for their existing problems. The TVA industrial marketing managers rely primarily on in-house expertise, but sometimes bring in consultants to assist these industrial clients.**

**The following is an example of TVA energy assistance to industrial customers:**

**TVA representatives developed and co-chaired an in-house energy conservation team to identify and implement energy cost savings opportunities at the GM Spring Hill (Saturn) automobile assembly plant. The team achieved savings in excess of \$2 million in FY 2006 and over \$10.6 million since the beginning of the initiative seven years ago. This includes electricity savings of over 44 million kWh and demand reduction of 4.4 MW in FY 2006.**

## **COMMERCIAL INITIATIVES**

**TVA works with Tennessee Valley commercial and institutional customers to provide solutions to their energy-related problems and to encourage the selection of energy efficient equipment. For example, TVA is working with schools, governments, offices, retail, healthcare, and other commercial segments to provide information on the various energy options available to them. As part of that effort, TVA provides feasibility studies conducted by independent private sector professional engineers to compare different types of systems on a life-cycle-cost basis. Also, if the customer is interested in closed loop geothermal heat pumps, TVA will provide test bores and thermal conductivity tests at the proposed project site to assist with the design of the ground heat exchanger. Furthermore, TVA sponsors continuing education for Tennessee Valley architects and engineers on the proper design and application of geothermal heat pumps. In the TVA service area, there are approximately 278 geothermal systems installed or in design as the result of TVA's promotion of this energy efficient technology. Demand for TVA assistance to commercial customers on energy-related problems continues to grow.**

## ENERGY SERVICES COMPANY (ESCO)

Since 1997, TVA's Energy Services Company has worked with customers to achieve 35,751,000 kWh of energy efficiency savings and 14 MW of cumulative peak demand reduction through performance contracting projects. More than \$50 million in improvements have been made at military installations, state-owned buildings, and school systems in the Valley; at one base the energy savings now exceed \$1 million per year. Under these performance contracts, the equipment cost is funded through the resulting savings on the energy bills.

## REGIONAL ACCOUNTS

National accounts that are served regionally by distributors of TVA power have requested the ability to view and pay bills electronically. Example: Kroger's has 140 locations in 51 distributor service areas and energy payments to our distributors are made from the corporate office. The ability to view and pay these bills electronically would reduce their administrative burden, reduce late fees, and allow them to easily compare energy usages between facilities. TVA has developed a pilot of a prototype electronic bill presentment and payment system in response to the needs of these customers. This project is an effort by TVA to develop and make available such a program that crosses distribution boundaries for this customer class.

## RESIDENTIAL INITIATIVES

TVA and its 158 public power distributors have a long history of residential energy-efficiency programs for the Valley. These programs are currently marketed under the brand name *energy right*®.

About 150 distributors participate in the various initiatives from the energy right® Program. These initiatives are described below:

**New Homes Plan** promotes all-electric, energy-efficient new homes. All homes built *energy right*® must meet a minimum rating in overall energy efficiency. Homes built at least 15 percent better than the minimum rating qualify as *energy right*® Gold while those built 30 percent better qualify as *energy right*® Platinum. During the summer of 2005, TVA began an ENERGY STAR® certification promotion; 954 homes have been certified to date through 30 participating distributors.

**Heat Pump Plan** promotes the installation of high efficiency heat pumps in homes and small businesses. Installation, performance, and weatherization standards have been established to ensure the comfort of the customer and the proper operation of the system. A Quality Contractor Network has been established for maintaining high installation standards. Through a third-party lender, TVA provides ten-year financing for residential heat pumps with repayment through the consumer's electric bill.

**Water Heater Plan** promotes the installation of energy-efficient electric water heaters in homes and small businesses.



**New Manufactured Homes Plan** promotes the installation of high efficiency heat pumps in new manufactured homes.

**In Concert With The Environment** (in partnership with Nexus Energy Software) is a comprehensive environmental and energy education program directed to middle school and junior high school students. Student participants receive an energy survey to complete for their households. Results from the survey indicate the home's estimated annual and monthly energy usage by appliance and gives a number of energy, environmental and water recommendations for the student and their family to implement.

**Energy right Home e-evaluation**<sup>®</sup> (in partnership with Nexus Energy Software) allows residential customers to play an active role in saving energy in their homes. After completing an energy survey, customers receive a personalized report that breaks down the home's annual and monthly energy usage by appliance, and gives a number of energy recommendations as well as information about distributor products and services.

**Energy Depot for Homes** (in partnership with Enercom) is a web-based home energy audit for residential customers to complete interactively. Customers complete the survey and receive a detailed analysis of their energy use based on their answers and local electric and average gas rates.

**Energy Depot for Business** (in partnership with Enercom) is a web-based home energy audit for small business customers to complete interactively via the Web. Customers complete the survey and receive a detailed analysis of their energy use based on their answers and local electric and average gas rates.

**Energy Depot for Homes Comparison Tool** (in partnership with Enercom) provides residential customers with a way to compare energy use, costs, potential savings and paybacks for replacing existing heating and air conditioning systems, water heating and lighting.

More information is available at the *energy right*<sup>®</sup> website ([www.energyright.com](http://www.energyright.com))

These industrial, commercial, ESCO, and residential programs accounted for an estimated 50.0 MW of demand reduction in FY 2006.

## **GREEN POWER SWITCH<sup>®</sup> (GPS)**

See II. (Energy Efficiency Performance), section B. (Renewable Energy).

## **GENERATION PARTNERS**

TVA launched the GPS Generation Partners<sup>®</sup> Program in support of Green Power Switch. The Generation Partners program pays participants for 100 percent of their green power output at a rate of 15 cents per kilowatt-hour for the generation produced from solar and wind installations on participants' home or small businesses. The energy from Generation Partners is used to supply renewable energy for Green Power Switch. In FY 2004, GPS Generation Partners was

expanded to allow larger, demand-metered customers to participate with solar generation only.

TVA's GPS and Generation Partners programs were awarded the State of Tennessee Energy Leadership Award in 2005. As of September 30, 2006, there were 16 consumer-owned installations and 31 participating power distributors in the Generation Partners program.

### **DIRECT LOAD CONTROL (DLC)**

TVA and 13 of its power distributors are involved in a Direct Load Control program. This program involves power distributors installing radio controlled switches on their customers' air-conditioners and water heaters. During peak demand periods, TVA is allowed to curtail the power to this equipment. The power distributors receive a bill credit from TVA for each operable switch. The participating power distributors are allowed to determine the type of incentive given to their customers. Currently, TVA can curtail approximately 40 MW of load upon demand.

### **RESEARCH AND TECHNOLOGY APPLICATIONS**

In support of TVA's efforts to continually improve its operations, Research and Technology Applications (R&TA) provides scientific and technological solutions to problems in the areas of generation, transmission and environmental compliance and evaluates emerging technologies that could benefit TVA and its customers in the future. TVA also works with partners in industry and academia to help bring technologies to the marketplace for the benefit of TVA's operations and its customers. Efforts in these areas are included in this report.

R&TA promotes sustainability by partnering with TVA Facilities Management to test and showcase sustainable technologies.

R&TA helps TVA fulfill its commitment to provide competitively-priced and reliable power while promoting environmental stewardship and economic development. R&TA works to help develop, demonstrate, and deploy new energy-related technologies for a better tomorrow.

### **R&TA RECENT HIGHLIGHTS/ACCOMPLISHMENTS**

**New Technologies Demonstrated and Implemented– R&TA's Technologies Demonstrated and Implemented** Indicators are a measure of the number of research and development technologies which are demonstrated and implemented for the first time at TVA facilities, at customer sites (distributor, directly served, and consumer), and through partnerships and collaborations.

**1. Workstation Occupancy Sensors:**

A project to measure the effect of installing motion sensors in individual work stations to save plug load energy used for task lights, computer monitors, and other in-office devices began in FY 05. Monitoring was completed in FY 2006. Results show that the energy use in the work stations has been reduced by around 50 percent;

**2. Breakaway Link:**

**A prototype of the electro-mechanical fuse (Breakaway Link) has been designed, manufactured and is being tested/demonstrated by EPRI, TVA and the Tullahoma Board of Public Utilities and Cookeville Electric Department served by TVA. The device limits storm damage to structures and service equipment by acting as a mechanical fuse that allows the connection to be severed both mechanically and electrically before the tension increases enough to damage the structure. It also assures that the service is electrically interrupted prior to complete separation. An exclusive worldwide license was granted to a major manufacturer of electrical connectors.**

**3. Smart Thermostat Load Management Demonstration:**

**This project is a demonstration of new “smart” programmable electronic thermostats that can be controlled by either the customer or the utility with the use of a radio, telephony, or broadband signal. This project will test the ability to communicate with the thermostat and the ability of the thermostat to impact peak demand.**

**Other Current Activities:**

- Currently TVA has an intensive green roof installed above the auditorium of the Chattanooga Office Complex, which is an ENERGY STAR Building. Testing of a small green roof is underway at the Edney Building in Chattanooga to validate potential benefits of more extensive green roof systems. The systems used in the demonstration are geared toward the retrofit of existing structures and are designed to provide the storm water mitigation and thermal load leveling benefits to both building owners and communities. The demonstration will be tracked to determine if there is any significant carbon sequestration benefit in addition to energy and storm water benefits;**
- Completed the monitoring of a Membrane Energy Recovery Ventilator (MERV) project at the Edney Building in Chattanooga. R&TA and Facilities Management partnered on this project using a TVA facility to demonstrate the new technology. The MERV unit pre-conditions the incoming fresh air to the building by using the exiting exhaust air stream. Monitoring indicated that the system saved approximately 24,000 kWh per year with a significant demand savings as well. The monitoring data also indicated that the MERV prevented the equivalent of approximately 12,000 gallons of water from entering the building in moisture contained in ventilation air.**
- Completing a performance evaluation and a survey of 20 passive acid drainage treatment systems built from 1985-1998.**
- Working with McMinnville Electric System, TVA conducted test runs using biodiesel in place of petroleum diesel in reciprocating generators. The project includes testing a new NOx removal system. The system shows promise; it has reduced NOx by more than 90 percent;**
- Received patent for new advanced low temperature power cycle, waste heat recovery. Plans are to seek partners in getting the new power cycle implemented with industrial waste heat and new gasification technologies;**
- Continued a joint DOE, EPRI, and TVA project, the Carbon Capture and Water Emissions Treatment System (CCWESTRS), which will demonstrate integration of fossil power plant operations with terrestrial carbon sequestration technologies;**

- **Completed installation and initiated operation of a joint DOE, TVA, EPRI, AEP, and Duke Energy project, Aquatic Toxicity Improvement and Control, which will demonstrate the use of passive treatment of high-volume power plant process water for heavy metals and nutrients.**
- **Evaluating and demonstrating Demand Side Management (DSM) initiatives to prepare for future changes in the energy market place. Demonstrations underway include:**
  - **Net-Zero Energy House Kit;**
  - **Advanced Metering Infrastructure with DSM;**
  - **Integrating Peak Load Reduction with Gridpoint Energy System continuing the “Energy Efficiency Education” market transformation initiative with the State of Tennessee;**
  - **The Hybrid Solar Light (HSL) demonstration addressed key scientific hurdles associated with adaptive, full-spectrum solar energy systems and their associated applications in commercial buildings. The project goal was to validate the hypothesis that full-spectrum solar energy systems can improve by several-fold the nonrenewable energy displacement efficiency and affordability of solar energy in buildings. The demonstration culminated with the installation of an operational system at the American Museum of Science & Energy in Oak Ridge, Tennessee. During the next year TVA will monitor the performance of two HSL systems operating in separate commercial retail sites. TVA will also continue to work with ORNL in making technical improvements to the HSL system; and**
  - **TVA and ORNL continue the performance and durability testing of an affordable, energy efficient electric heat pump water heater (ehpwh). Indications are that it possesses twice the energy factor of a conventional electric water heater and a market price of \$600 or less is attainable.**

**II. Energy Efficiency Performance.** This section will highlight data calculated for reporting on the Data Report and the Energy Scorecard. The purpose of the section is to provide narrative information in support of these data.

**A. Energy Reduction Performance**

Site-Delivered vs. Source Energy—The factors used for converting the reporting units to Btu have a significant impact on how performance toward the energy efficiency goals and other goals of E.O. 13123 are measured. “Energy use” is defined as the energy that is used at a building or facility and measured in terms of energy delivered to the building or facility. Recognizing this, OMB and DOE will use Btu based on the site conversion factors for both electricity and steam as the primary measure of performance. However, because carbon emissions are generally proportional to source energy use, reductions in source Btu will also be considered more seriously than in the past.

The conversion factor for electricity of 3,412 Btu per kilowatt hour, the rate of consumption by the end-user on site, will be used for measuring performance. The difference between the site conversion rate and the estimated source conversion rate of 11,850 Btu per kilowatt hour is attributable to conversion losses associated with electric generation, as well as losses from transmission and power plant use. The site conversion factor for purchased steam is 1,000 Btu per pound. Generation inefficiencies and distribution losses are included in the source conversion factor of 1,390 Btu per pound.

**TVA's facility inventory and the type of activities for which these facilities are used continues to evolve as the agency faces new challenges. Facility information is updated through the AEMC. The AEMC remains the focal point for disseminating energy and related environmental information to TVA organizations and employees and implementing TVA's Energy Plan (see Attachment 8). The AEMC is also responsible for the development of TVA's Implementation Plan (see Attachment 4). To benchmark success, the AEMC utilizes many tools including the Energy Scorecard (see Attachment 3). The AEMC allows representatives to voice problems in meeting regulations and goals and share success stories which can then be applied throughout TVA. To benchmark success, the AEMC uses many tools including:**

## **TVA NEW BUILDING DESIGN**

**When designing new buildings, TVA incorporates sustainable practices and energy efficiency standards. New building designs consider the incorporation of technologies such as daylighting, passive solar heating, geothermal heat pumps, advanced controls and non-toxic, recycle-content building materials.**

## **TVA FACILITY IMPROVEMENTS**

**TVA implements various energy efficiency improvements in its facilities. Some examples of typical energy reduction improvements are as follows:**

- New lighting systems using T-8 lamps, electronic ballasts and motion sensors have been installed in many existing buildings;**
- New lighting systems using T-5 lamps, electronic ballasts, and various types of control systems have been installed in existing buildings;**
- Incandescent lights have been replaced with compact fluorescents in many facilities;**
- Occupancy sensors are being installed to control lighting and equipment in individual spaces, open offices and personal work stations;**
- Old mercury vapor lighting and incandescent lighting was upgraded to metal halide and high pressure sodium lighting at various fossil sites and switch yards;**
- Energy Management Control Systems have been added to control heating and cooling systems, lighting systems, motors, exhaust fans, pumps and other energy using equipment;**
- Variable Frequency Drives have been added to building heating, ventilating, and air conditioning units;**
- New high efficiency heat pump systems have been installed in many buildings to replace old window units and out of date package units;**
- Existing air handlers have been rebuilt to improve efficiency;**
- Existing chillers have been replaced and/or rebuilt to improve efficiency;**
- Old, inefficient cooling towers were updated to a high efficiency system on one facility with a reduction in energy use of 33 percent;**
- Old inefficient single glazed windows were replaced with double glazed windows;**
- Motorized shades were installed to reduce solar heat gain and cooling loads;**
- Renovated buildings had insulation installed in the ceiling and walls where applicable; and**
- Older emergency generators were replaced with smaller ones which reduces fuel use and cost.**

## **OPERATION AND MAINTENANCE ACTIVITIES FOR BUILDINGS**

**TVA continues to improve its energy efficiency and environmental stewardship through operation and maintenance activities. The following is a list of operation and maintenance practices and activities for FY 2006:**

- **Recycle scrap metals, used oil, substation and communication station service batteries, and storm damaged or deteriorating steel structures;**
- **Recycle expired fluorescent lamps;**
- **Recycle or reuse waste material when feasible;**
- **Educate employees on energy efficiency;**
- **Encourage employees to implement energy efficient ideas and practices;**
- **Turn off equipment when not needed;**
- **Have custodians turn off building equipment after cleaning;**
- **Clean lamps, fixtures, and diffusers;**
- **Use the most efficient lamps available (i.e., screw-in fluorescent, screw-in halogen, screw-in high pressure sodium, energy efficient fluorescent lamps, etc.);**
- **Reduce lighting levels where light output exceeds requirements for the space;**
- **Install motion sensors to control lighting in rooms where economical (offices, restrooms, conference rooms, etc.);**
- **Install light switches or motion sensors in areas not currently controlled;**
- **Disconnect unnecessary lamps and ballasts;**
- **Disconnect unnecessary transformers;**
- **Install energy efficient electronic ballasts;**
- **Perform group relamping;**
- **Install photocell control on outdoor lighting;**
- **Rewire lamps to permit shutoff of unneeded lights;**
- **Minimize the number of ballasts installed (use a four-lamp ballast, for two adjacent two-lamp fixtures);**
- **Revise building operating procedures for efficiency and cost;**
- **Install programmable thermostats and use the night and weekend setback features to reduce energy use during unoccupied periods;**
- **Set thermostats in mechanical rooms and unoccupied areas so the least amount of energy will be used without causing the equipment to deteriorate;**
- **Verify and calibrate all controls periodically, including time clocks;**
- **Keep all outside doors and windows closed when heating or cooling, using vestibules properly;**
- **Keep garage and warehouse doors closed as much as possible while heating or cooling;**
- **Replace broken windows;**
- **Replace missing insulation;**
- **Add caulking where necessary;**
- **Replace worn weather-stripping on windows and doors;**
- **Reduce the amount of infiltration air where possible but always meet fresh air requirements;**
- **Eliminate ventilation during unoccupied hours;**
- **Operate exhaust fans only when required;**
- **Verify that all outside air dampers are operating properly;**

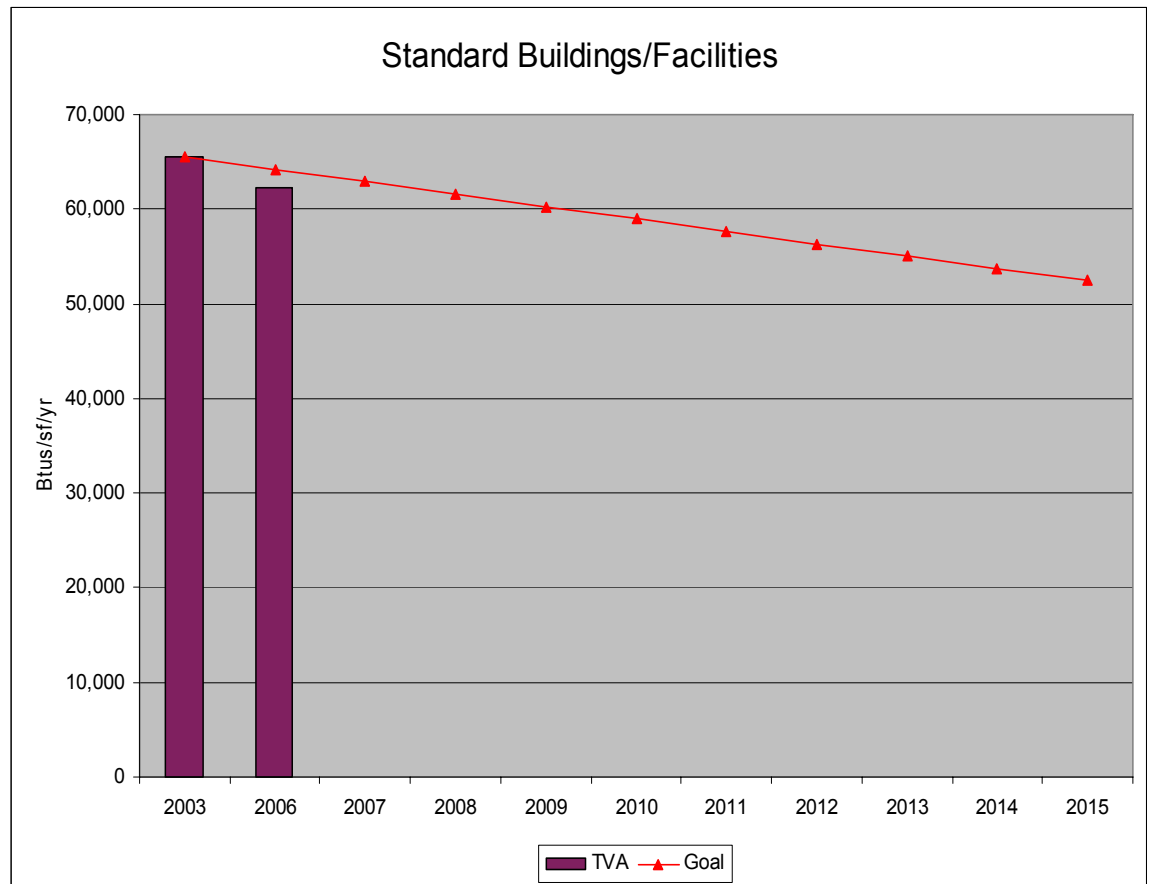
- Operate HVAC in economizer mode when conditions are favorable;
- Eliminate ductwork leaks;
- Reduce ductwork and piping resistance where possible;
- Avoid heating and cooling at the same time;
- Change filters as recommended;
- Clean HVAC coils;
- Test and balance HVAC systems (recommissioning);
- Optimize chiller operation;
- Recycle waste heat when feasible;
- Lower domestic hot water temperature;
- Repair hot, chilled, or domestic water leaks;
- Cut off nonessential gas to buildings during the summer;
- When replacing motors, use properly sized energy efficient motors;
- Balance three-phase loads;
- Use cog-type belts for higher efficiency;
- Eliminate steam trap leaks;
- Repair water leaks;
- Install low-flow faucets and shower heads;
- Install automatic flush valves; and
- Properly insulate hot water and steam lines to reduce energy loss.

1. **Goal Subject Buildings.** Report energy use for buildings in units of Btu-per-gross-square-foot (Btu/GSF) for FY 2003 (the base year) and FY 2006. Report the percent change from FY 2003 and from FY 2006. (Note: This information will be reported on the agency's Energy Scorecard). Discuss any extenuating factors that may be skewing the accuracy of this performance measure.

**Leased Space**—Each agency that controls its Federally-owned building space or directly pays the utilities in its leased space will report to DOE the agency's aggregate energy consumption for various fuel types (see Data Report instructions). Reporting on leased buildings may pose some difficulty depending on the nature of the lease (partially serviced, fully serviced). In cases where an agency is responsible for paying utility bills for space that is leased, the agency is expected to report energy consumption for the leased space to DOE. If an agency is leasing from the General Services Administration, GSA is responsible for reporting.

**Delegated Space**—Agencies that have been delegated responsibility by GSA for operation and maintenance of buildings they occupy are required to report, to DOE, energy consumption for these buildings during the years the buildings are under their control. An agency should *not* adjust the FY 1985 baseline to reflect the addition of buildings delegated by GSA if those buildings were not under the agency's control during the base year period. The FY 1985 consumption and square footage of any building delegated after FY 1985 is included in GSA's FY 1985 baseline. To also include this square footage and consumption in the agency's baseline would result in double reporting. The impact of delegation activity on the Btu/GSF rates of most agencies should be minimal. In cases where building delegations account for a large increase in the percentage of an agency's building inventory and its Btu/GSF is greatly impacted, this situation will be documented in the text of DOE's Annual Report to Congress.

**TVA continues to reduce energy use in its facilities through the coordination of energy management efforts and implementation of energy efficiency improvements. TVA has ended FY 2006 with a Btu/GSF/Yr of 62,275 (including the renewable energy credit); this is a 1.1 percent reduction from FY 2005 and a 4.9 percent reduction from the FY 2003 base.**



- 2. Excluded Facilities.** Refer to Section IV D—a list of excluded facilities and an explanation of why they were exempted. (Refer to DOE’s Criteria Guidelines Establishing Criteria for Excluding Buildings from the Energy Performance Requirements of Section 543 of the National Energy Conservation Policy Act as Amended by the Energy Policy Act of 2005. These guidelines fulfill the requirement under Section 543(c)(3) of NECPA as amended by EPACT ’05. Section 543(c)(3) states that the Secretary of Energy shall issue guidelines that establish criteria for exclusions from the energy performance requirement for a fiscal year, any Federal building or collection of Federal buildings, within the statutory framework provided by the law. These guidelines were developed through an interagency working group process under the auspices of the Federal Interagency Energy Management Task Force which subsequently concurred with the final product. See: [http://www.eere.energy.gov/femp/pdfs/exclusion\\_criteria.pdf](http://www.eere.energy.gov/femp/pdfs/exclusion_criteria.pdf).

**TVA has a long history of demonstrating stewardship toward energy reduction and will continue to work toward reducing energy use in its generation, transmission and related energy intensive buildings. Energy reduction in these buildings has become increasingly more difficult given the majority of the energy consumption in these buildings is largely attributed to process energy (generation and transmission of**



electricity). In recognition of the above and the fact that only so much can be done to make these buildings more efficient in a cost effective manner, TVA, in discussion with DOE, has decided to exclude these buildings. Attachment 6 contains a list of TVA's excluded facilities for FY 2006 and Attachment 7 contains a list of TVA's excluded facilities for FY 2003.

The following is a list of projects implemented in FY 2006 or planned for future implementation related to energy/water efficiency and sustainability in these exempt facilities.

## **POWER SYSTEM OPERATIONS EFFICIENCY**

TVA's Power Systems Operations' staff considers energy efficiency and environmental impacts for each project and activity. Following is a list of activities which have been completed in FY 2006 or planned for future implementation:

- **The Power System Optimization and New State Estimator Projects continue to improve TVA's ability to operate the power system confidently with decreased margin as a result of increased wide-area awareness of current state and contingency options;**
- **Smaller modular switchhouses which are more energy efficient are now being installed instead of the old block switchhouses of the past.**
- **Reactive Power: The PSO Optimal Power Flow Initiative gives promise for future minimization of losses using an optimized voltage schedule and minimizing new construction of reactive devices through optimal placement. The Northeast section was the first area completed on the TVA system; with other areas to begin implementation soon. Planned projects for FY 2007 include capacitor bank installations for Concord, Jonesboro and Sebastopol 161kV-Substations.**
- **Construction of New Lines: New lines help to ensure that electricity can be delivered reliably for the minimum transmission loss. The environmental impact of new lines is minimized through careful design and route selection, study of all possible alternatives including new technologies, and realizing the best performance from existing resources, as well as a detailed process for public involvement. A new 161-kV line was constructed from Limestone to Morgan Energy Center along with a Basin - Toccoa River - Young Cane 161-kV line. Two 161-kV circuits were rebuilt from Franklin to E Franklin. Ocoee No.3 - Basin 69-kV line was refurbished. Planned project for FY 2007 includes Montgomery - Oakwood 161kV line.**
- **Construction of new TVA interconnections: New interconnections typically allow two area systems to become stronger for minimal capital improvements. A TVA 230-kV interconnection with Southern Company at Loopers Farm (near Dalton, GA) was energized in FY 2006. The Five Points - Homewood 161-kV interconnection with SMEPA should be completed in FY 2007.**
- **New TVA Subs/breaker installations: New substations/switching stations increase the reliability of the power system by reducing interruptions to area loads. New 161-kV substations placed into service during FY 2006 include Toccoa River Substation; Bud Crockett Switching Station, and East Ripley Switching Station. TVA also completed a new ORNL sub near Oak Ridge for DOE. For FY 2007, new switching stations / substations to be placed into service include Oakwood, Smith Mountain, and McGregor's Chapel. Breakers will also be installed at Nolensville Road.**

- Replaced failed 500-161-kV single phase transformer at Roane with a new, more efficient transformer. Replacements planned for FY 2007 include a failed 161kV three phase transformer at Lafayette along with failed 500-161-kV single phase transformer at Johnsonville Fossil Plant with new, more efficient transformers. Also scheduled to be added is a second 500-161-kV bank at Madison Substation.
- FY 2006 alternatives exercised to avoid or delay new construction included:
  - Approximately 10 recommendations for operating guides were developed. These allowed upgrade of various lines to be deferred; and
  - Line upgrades were completed for NW New Albany - Holly Springs 161-kV TL, Kentucky Hydro - Kentucky Dam #2 69-kV TL, Volunteer - Cherokee 161-kV TL, Gallatin - Portland 161-kV TL, and Murfreesboro - E Murfreesboro 161-kV TL. This allowed for additional transmission capacity in these areas without any new right-of-ways. Leake - Singleton TL was also converted to 161-kV.
- For FY 2007, planned alternatives to avoid or delay new construction will include:
  - Line upgrades are to be completed for Ocoee #2 - Ocoee #3 69-kV transformer line rebuild along with upgrades for the following transformer lines (TLs): Alcoa SS - Alcoa SP 161-kV TLs, Ardmore - Fayetteville 161-kV TL, Arab - Fairview, 161-kV TL, Maury - Henpeck 161-kV TL, Rockwood - Peavine 161-kV TL, Kingston - Oak Ridge 161-kV TL, Guntersville - Albertville 161-kV TL, Browns Ferry - Maury 500-kV TL, Browns Ferry - Trinity 500-kV TL, Madison - Farley 161-kV TL, Alcoa - Nixon Road 161-kV TL, Volunteer - Phipps Bend 500-kV TL, Ardmore - Fayetteville 161-kV TL, and Rockwood - Peavine 161-kV TL.
- **Delivery points:** Like new lines, designing a system with sufficient connections to the transmission system enables supply to consumers to be achieved most directly while enhancing reliability and minimizing losses. New construction includes delivery points at West Haven, Almaville, Cason Lane, Winchester, North Scottsville, CAFB, West Athens, Old Smyrna Road, Eastgate, South Springfield, Dyer Creek, Ranger, Adairville, Indian Mound, Walters Primary, William Blount, Section, Cummings, Golo, Ebenezer, New Hope, Blair Bend, Singleton, NE Benton, East Savannah, Severcorr, Beechgrove, Cedar Grove, Ranger, Indian Mound, and Whites Creek. The Young 115-kV substation was also converted to 230-kV operation. For FY 2007, new delivery points are planned at East Sumner, Thornton, Hardin, Brindley, North Sweetwater, CCJIP, Volunteer, Cedar Grove, Fairfield Glade, Big Cove, New St. Bethlehem, South Bradley, Mt. Hope, Hayesville, Weir, Bonwood, Mt. Pleasant, Rosemark, West Pleasant Hills, Cullman Industrial, North Mill, Golden Triangle, Pelham, Buffalo Road, Gist Creek, West Somerville, Mitchellville, and Station Camp.
- Replaced obsolete relays with more efficient solid-state relays on the following 161-kV TLs: Johnsonville Fossil Plant - Mt Pleasant #2, Johnsonville Fossil Plant - Lawrenceburg, and Johnsonville - Monsanto. Relays were also replaced on the Montgomery - Davidson 500-kV TL and the Mayfield-Hickory Grove 69-kV transmission line. Other relay replacements include the West Nashville Substation on the Davidson Road TL and Wheeler Hydro Plant. For FY 2007, planned relay replacement projects include Shawnee - USEC H 161-kV Line, and on the following 500-kV TLs: Browns Ferry - Madison, and Sequoyah - Franklin. Other relay replacements include the Moccasin Substation on the Chickamauga Hydro Plant;

- Replaced environmentally hazardous breakers at Winchester (2 oil), Sullivan (2 oil), Hickory Valley (1 oil), Wheeler Hydro Plant (1 oil), Moccasin (1 ABCB), Monsanto (1 oil), Great Falls Hydro Plant (4 oil), Albertville (2 oil), Basin (1 oil), South Jackson (1 oil), Fort Payne (1 oil), Mayfield (1 oil), Centerville (1 oil), Colbert Fossil Plant (7 oil), Allen Fossil Plant (3 oil), DuPont (1 oil), Sequoyah (1 gas), Browns Ferry Nuclear Plant (5 ABCB), Calvert (1 oil), and Ardmore (1 oil). Replaced circuit switcher at Franklin 500. In FY 2007, planned replacement projects include Alcoa (1 oil), Calvert (1 oil), Ardmore (1 oil), Sequoyah Nuclear Plant (2 oil), John Sevier Fossil Plant (3 oil), Watts Bar Hydro Plant (2 oil), Widows Creek Fossil Plant (2 oil), and Colbert Fossil Plant (1 oil).
- Other FY 2006 replacement projects include:
  - 46-kV bus voltage transformers were replaced at Columbia;
  - Bus voltage transformers were replaced at Columbia 161-kV Substation;
  - C-phase current transformer was replaced at Cordova 500-kV Substation to reduce threat of oil contamination to local area;
  - Replaced 69-kV neutral reactor at John Sevier Fossil Plant;
  - Replaced circuit switchers at Athens AL 161kV Switching Station and Franklin TN 500kV Substation to prevent low voltage conditions in those areas;
  - Replaced 5 obsolete compressors for air blast breakers with more efficient units.
- Continued installation of steel poles instead of wood reducing the number of trees cut; replacing 1,376 existing wood poles with steel poles;
- Replaced 88-foot AA20-type transmission line structure to prevent it falling into the Tombigbee River due to bank erosion;
- Other FY 2007 planned replacement projects:
  - Replace circuit switcher at East Columbus; and
  - Replace oil-filled neutral reactor at John Sevier Fossil Plant with air core unit.

## **HYDRO EFFICIENCY**

The table below accounts for both completed and on-going projects at TVA hydro plants in FY 2006. These projects are aimed at increasing overall hydro efficiency by reducing energy consumption, maintaining plant availability, lowering maintenance costs, and increasing megawatt capacity. They also support environmental stewardship in that environmental impacts are included as part of the project development process. In addition, by maximizing hydro efficiency, TVA is able to burn less fossil fuel, reducing the amount of carbon released into the atmosphere.

TVA's hydro modernization is of particular importance in terms of energy management. This initiative, designed to ensure the availability of reliable hydroelectric generation in the future, has improved the facilities' efficiency by an average of approximately five percent since its inception in 1992. When completed around 2018, TVA's modernization program will have increased the hydro system's power output by more than 700 MW's. TVA's automation program, another key energy management initiative, also is reducing operating costs and increasing hydro efficiency.

<b>Plant Name</b>	<b>Project Name</b>	<b>Cost (\$000's)</b>
<b>Hydro System</b>	<b>Modernization program</b>	<b>16,021</b>
<b>Hydro System</b>	<b>Asset preservation/recovery projects</b>	<b>21,702</b>
<b>Hydro System</b>	<b>Remoting and automation</b>	<b>954</b>
<b>Hydro System</b>	<b>Safety/fire protection/regulatory projects</b>	<b>6,842</b>
<b>Hydro System</b>	<b>Miscellaneous small capital projects</b>	<b>5,649</b>
	<b>Total All Projects</b>	<b>60,559</b>

#### **NUCLEAR EFFICIENCY**

**TVA Nuclear considers energy efficiency and environmental impacts for each project and activity. One major project was completed in FY 2006 to maintain plant availability. The following is a list of energy management and sustainability projects completed in FY 2006 and in progress or planned for future implementation at TVA Nuclear plants.**

#### **NUCLEAR ENERGY PROJECTS COMPLETED IN FY 2006**

<b>Plant Name</b>	<b>Project Name</b>	<b>Cost (000's)</b>
<b>Browns Ferry</b>	<b>Extend the NRC operating license expiration date for all three reactors by 20 years.</b>	<b>19,045</b>
	<b>Total All Projects</b>	<b>19,045</b>

**NUCLEAR ENERGY PROJECTS IN PROGRESS IN FY 2006 OR PLANNED FOR FUTURE IMPLEMENTATION**

<b>Plant Name</b>	<b>Project Name</b>	<b>Cost (000's)</b>
Browns Ferry	Replace all PCB containing electrical devices	3,341
Browns Ferry	Increase Unit 2 and 3 electrical output by 110 MW/hr per Unit.	184,809
Browns Ferry	Restart the Unit 1 reactor, 1280 Mwe/hr	1,800,000
Brown Ferry	Replace portions of the U2 condenser tube cleaning system. Improves steam cycle efficiency (heat rate).	3,345
Brown Ferry	Replace portions of the U3 condenser tube cleaning system. Improves steam cycle efficiency (heat rate).	3,501
Browns Ferry	Replace Unit 3 control bay chillers. Removes ozone depleting refrigerant.	6,662
Sequoyah	Improve Unit 2 heat rate by replacing the steam generators	296,512
Sequoyah	Rebuild 6 essential raw cooling water pumps. Improves pump efficiency.	5,672
Sequoyah	Replace 480V Board Room Chiller	1,714
Watts Bar	Improve Unit 1 heat rate by replacing the steam generators	215,777
Watts Bar	Increase annual Watts Bar Dam electrical generation 3 MW/hr by raising Watts Bar Nuclear Plant design and license basis ultimate heat sink temperature.	761
Watts Bar	Rebuild 4 essential raw cooling water pumps. Improves pump efficiency.	3,356
Watts Bar	Replace safety related chillers. Removes ozone depleting refrigerant.	28,557
Watts Bar	Convert non-safety related chillers to non-ozone depleting refrigerants.	2,214
Browns Ferry Sequoyah Watts Bar	Install oil containment and other oil spill prevention measures required by the recent change to 40CFR112.	3,143
	<b>Total All Projects</b>	<b>2,559,364</b>

## FOSSIL EFFICIENCY

Fossil Power Group (FPG) considers energy efficiency and environmental impact in the evaluation of each potential project. FPG continues to focus on reducing the number of forced outages and load reductions at its fossil power plants. Improving system-wide performance means fewer generating unit startups which improves unit operational efficiency and helps reduce the overall delivered cost of power.

Four fossil plants had Equivalent Forced Outage Rates (EFOR) levels of less than 2 percent in FY 2006 - Gallatin, John Sevier, Kingston, and Shawnee Units 1-9. The industry utility magazine *Electric Light & Power* annually ranks the top 20 generating units by various criteria. In the November/December 2005 edition covering performance for calendar year 2004, Bull Run fossil plant earned top honors and Paradise fossil plant ranked 19th for heat rate - a measure of the efficiency with which a plant turns fuel energy into electric energy. Bull Run has ranked among the nation's top 10 most efficient plants every year since 1996 and the plant topped the list three out of the past four years.

During FY 2006, thirteen fossil units established continuous run records. Five of these units were at Shawnee Fossil Plant. Shawnee Unit 6 operated continuously all year on its way to eventually setting a national record on November 30, 2006 for operating more than 1,017 days and three hours. The FY 2006 fossil system generation level of 100.24 million Mwh was the second highest fiscal year generation level on record.

One additional Selective Catalytic Reduction (SCR) system was brought online at Kingston Unit 9 to remove nitrogen oxide (NOx) during the 2006 summer ozone season. This brings the total number of operating SCRs to 21. As a result of these SCRs and other removal equipment, ozone season NOx emissions for FY 2006 were 41,600 tons. This is the lowest level for ozone season emissions since all 59 fossil units have been in service and is 81% less than the level in 1995. TVA's environmental efforts are continuing via ongoing and future projects and include the addition of SCRs or alternative technologies to achieve further reductions in nitrogen oxide emissions; fuel switch changes and the addition of scrubbers to achieve further reductions in SO2 emissions; and the addition of equipment to mitigate SO3 and improve opacity.

Many energy management and related environmental projects were completed at TVA Fossil plants during FY 2006. These projects included heat rate improvements, maintaining plant availability, reducing energy consumption, lowering maintenance costs, environmental stewardship, and increasing overall efficiency.

The following is a representative list of projects completed in FY 2006:

Plant	Project Name	Cost (000's)
Allen	ALF--U1&2 combustion optimization	944
Bull Run	BRF--U1 replace economizer tubes	12,002
Allen	ALF--U1&2 combustion optimization	944
Colbert	COF--Replace PCB containing transformers	1,194

<b>Cumberland</b>	<b>CUF--U2 replace HP feedwater heaters 2A &amp; 2B</b>	<b>5,577</b>
<b>Cumberland</b>	<b>CUF--U2 replace row 11 blades on BFPT 2B</b>	<b>496</b>
<b>Gallatin</b>	<b>GAF--U4 IP nozzle block and rateau blade replacement</b>	<b>505</b>
<b>Johnsonville</b>	<b>JOF--U5 economizer replacement</b>	<b>2,228</b>
<b>Johnsonville</b>	<b>JOF--U5 combustion controls replacement</b>	<b>3,132</b>
<b>Johnsonville</b>	<b>JOF--U9 combustion controls replacement</b>	<b>1,880</b>
<b>Kingston</b>	<b>KIF--U9 replace air preheaters</b>	<b>369</b>
<b>Kingston</b>	<b>KIF--U9 replace economizer</b>	<b>638</b>
<b>Paradise</b>	<b>PAF--U3 replace 4A &amp; 4B HP heaters</b>	<b>2,867</b>
<b>Widows Creek</b>	<b>WCF--U7 upgrade boiler feed pump turbines</b>	<b>5,894</b>
	<b>Total All Projects</b>	<b>37,726</b>

The following is a representative list of ongoing and/or future projects:

<b>Plant</b>	<b>Project Name</b>	<b>Budget (000's)</b>
<b>Allen</b>	<b>ALF--U3 combustion optimization</b>	<b>510</b>
<b>Allen</b>	<b>ALF--U2 retube #8 feedwater heater</b>	<b>1,448</b>
<b>Colbert</b>	<b>COF--U5 combustion improvement project</b>	<b>14,005</b>
<b>Colbert</b>	<b>COF--U5 replace air preheaters</b>	<b>6,513</b>
<b>Cumberland</b>	<b>CUF--U1 replace LP turbine blades row L-0 &amp; L-1</b>	<b>7,107</b>
<b>Cumberland</b>	<b>CUF--U2 replace LP turbine blades row L-0</b>	<b>4,832</b>
<b>Cumberland</b>	<b>CUF--U2 replace row 11 blades on BFPT 2A</b>	<b>466</b>
<b>John Sevier</b>	<b>JSF--U1-4 replace main steam flow nozzles</b>	<b>1,420</b>
<b>John Sevier</b>	<b>JSF--U1 retube #5 LP feedwater heater</b>	<b>279</b>
<b>John Sevier</b>	<b>JSF--U2 retube #6 LP feedwater heater</b>	<b>302</b>
<b>Johnsonville</b>	<b>JOF--U10 combustion controls</b>	<b>2,182</b>
<b>Paradise</b>	<b>PAF--U3 replace 3A &amp; 3B HP heaters</b>	<b>3,938</b>
<b>Paradise</b>	<b>PAF--U3 replace 1A &amp; 1B HP heaters</b>	<b>4,769</b>
<b>Paradise</b>	<b>PAF--cooling tower #1 upgrade</b>	<b>7,362</b>
<b>Paradise</b>	<b>PAF--cooling tower #3 upgrade</b>	<b>5,328</b>
<b>Widows Creek</b>	<b>WCF--U6 replace main condenser tubes</b>	<b>1,016</b>
	<b>Total All Projects</b>	<b>61,477</b>

- 3. Non-Fleet Vehicle and Equipment Fuel Use:** Refer to the Data Report to identify the fuel use for non-fleet vehicles and other equipment not captured by the Federal Automotive Statistical Tool (FAST) reporting system. Discuss trends in the use of each type of fuel and methods employed to reduce fuel use.

**Vehicle Fleet Consumption**—In the past, GSA’s Agency Report of Motor Vehicle Data (Form SF-82) collected acquisition, fuel consumption, and fuel cost data for motor vehicles directly from vehicle fleet managers. The SF-82 was replaced by the Federal Automotive Statistical Tool (FAST), an internet based reporting platform. FAST eliminates the need to report fuel consumption data for fleet motor vehicles to FEMP on the Data Report. FAST now collects this data, including alternative fuel consumption data reported under Sections 303 and 308 of EPACT, and this information is forwarded to FEMP for inclusion in the Annual Report to Congress. For more information on FAST, please contact Shab Fardanesh of DOE’s Vehicle Technologies Program at (202) 586-7011.

## **FLEET FUEL EFFICIENCY**

**TVA’s fleet strategy is to examine current vehicle use and replacement and where feasible, choose replacement vehicles that are most efficient. TVA, as a major provider of electricity, will continue to make use of alternative fueled vehicles (AFVs), including those that use electric power, and acquire additional vehicles to meet requirements under EPAct05. TVA has recognized the value of hybrid electric vehicle technology in reducing fuel consumption, increasing versatility, and promoting electric propulsion and has included these vehicles in its fleet. TVA created a hybrid-fleet program in FY 2002 which is a partnership effort between TVA’s Energy Management and Fleet Management organizations. In FY 2006, TVA added five hybrid gas/electric vehicles and 23 AFV’s to its fleet bringing the total number of hybrid vehicles to 30 and AFV’s to 75.**

**During FY 2006, TVA gasoline fuel usage was increased by 10 percent compared to FY 2005 while diesel fuel use increased by 37 percent compared to FY 2005. The increase in fuel use is mostly due to the increase in travel due to construction at the Browns Ferry Nuclear site, construction of selective catalytic reduction (SCR) scrubbers to meet clean air act requirements at many TVA fossil fuel generation sites, and increased diesel use to transport fuel for the combustion turbine plants to meet record peak demands for energy.**

## **VEHICLE FUEL EFFICIENCY OUTREACH PROGRAMS**

**TVA encourages employees to use mass transit systems, vans for group travel, and car pools, when available and feasible. The use of coordinated TVA and vendor delivery, pickup routing schedules, and just-in-time delivery is utilized throughout TVA. This coordinated effort reduces deadheading and avoids double handling and, multiple trips to the same sites.**

**The TVA service area covers all of Tennessee and portions of six other states; therefore, employees are widely dispersed and often travel significant distances to attend meetings, make presentations, and perform work. TVA continues to install technologies which enable employees to travel less and conduct more meetings from their remote work sites. The reduction of required travel realized through telecommunication improvements has resulted in a savings of fuel and related expenses.**

- Meeting Place - This technology enables employees to utilize audio conferencing without operator assistance. They can simultaneously participate in remote**



meetings without having to travel. On average, over 2,395 such meetings are held monthly using this system.

- **Video Conference Rooms** - TVA has 53 video conference rooms throughout the Tennessee Valley service area. Approximately 1,351 video conferences were held in FY 2005, eliminating the need for travel to these meetings.
- **PC Efficiency** - TVA replaced approximately 3,500 computers in FY 2006 with new units having both ENERGY STAR and Electronic Product Environmental Assessment Tool registrations. Beginning in early FY 2007, approximately 30 percent additional energy efficiency will be achieved through the standard adoption of newer more efficient chip technologies.
- **Monitor Efficiency** - TVA maintains standardized monitor management processes that automatically suspend inactive displays. Monitors purchased in FY 2006 were ENERGY STAR, Tier 2 registered LCD displays which provide the highest energy efficiency while in use.

## **HEAVY EQUIPMENT**

TVA utilized turbo pre-cleaners to reduce contaminants entering the engines along with air filter indicators to insure dirty filters are identified and changed resulting in increased engine efficiency.

TVA continued using Fuel Mag with small compressors to kill bacteria and spores that grow in fuel that is stored for long periods of time. Its use should decrease the amount of contaminated fuel that has to be disposed. These units can also eliminate down time due to filter and fuel injector plugging.

TVA's maintenance shops use filter crushers to get all possible oil out of filters before disposal. Three maintenance facilities are using oil burners to heat their facilities using TVA's generated used oil.

These projects provide TVA with the benefits of reduced potential of adverse environmental impacts from spillage of waste oil and fuel, increased operational efficiency, increased availability of units, and decreased cost due to reduction in oil consumption.

TVA incorporates EPA emission standards in specifications for both on-road and off-road trucks. TVA also is in constant communication with equipment providers on their emission standards and latest engine components to insure the best and most economical equipment is used.

## **FEDERAL VEHICLE FUEL EFFICIENCY**

The following tables show a comparison of TVA's annual mileage and miles per gallon (mpg) performance for sedans and light trucks from FY 1975 through FY 2006.

## ANNUAL MILEAGE

FY	Miles Driven		Percent Increase/(Decrease)	
	Sedans	Trucks*	Sedans Base Yr. 75	Trucks* Base Yr.79
75	12,222,850	N/A	0	N/A
76	14,698,600	N/A	20	N/A
77	14,331,650	N/A	17	N/A
78	14,101,300	N/A	15	N/A
79	13,779,900	25,947,000	13	0.0
80	14,788,300	25,989,000	21	0.2
81	14,922,450	27,655,000	22	7
82	24,714,480	24,878,000	4	(4)
83	12,125,848	25,122,699	(1)	(3)
84	11,760,288	24,947,558	(4)	(4)
85	11,958,251	21,237,202	(2)	(18)
86	12,359,000	24,954,488	1	(4)
87	12,905,706	24,064,000	6	(7)
88	12,650,124	24,008,436	3	(7)
89	11,312,417	22,599,061	(7)	(13)
90	15,665,480	23,516,512	28	(9)
91	19,175,027	24,120,233	57	(7)
92	23,264,550	24,318,622	91	(6)
93	25,557,833	25,702,300	109	(1)
94	29,766,173	23,947,797	144	(8)
95	30,096,968	23,996,720	146	(8)
96	28,388,572	24,998,289	132	(4)
97	20,298,902	24,343,292	66	(6)
98	7,124,589	26,623,769	(42)	3
99	7,939,345	21,335,796	(35)	(18)
00	9,723,679	27,701,582	(20)	5
01	9,290,949	25,242,686	(24)	(3)
02	10,793,620	23,520,150	(12)	(9)
03	11,788,288	26,175,474	(4)	1
04	10,689,531	29,911,323	(13)	15
05	9,215,499	29,575,499	(25)	14
06	10,929,610	34,110,244	(11)	32

\*Figures for Trucks include both light duty (<8500 lbs GVWR) & medium duty (8501 – 16000 lbs GVWR).

## MPG PERFORMANCE

FY	Annual MPG			Percent Increase/(Decrease )		
	Sedans Base Yr. 75	Trucks*		Sedans Base Yr. 75	Trucks*	
		Base Yr. 79			Base Yr. 79	
		4 x 2	4 x 4		4 x 2	4 x 4
75	15.1	N/A	N/A	0	N/A	N/A
76	15.0	N/A	N/A	(1)	N/A	N/A
77	15.6	N/A	N/A	3	N/A	N/A
78	16.2	N/A	N/A	7	N/A	N/A
79	16.3	11.6	8.2	8	0	0
80	17.9	12.0	8.3	19	3	1
81	19.2	13.2	7.9	27	14	(4)
82	22.7	14.2	8.5	50	22	4
83	26.2	16.0	9.8	74	38	20
84	27.5	16.4	9.5	82	41	16
85	26.9	16.1	10.2	78	39	24
86	27.6	18.2	10.8	83	57	32
87	26.6	17.5	11.4	76	51	39
88	24.6	15.3	11.0	63	32	34
89	28.3	15.9	13.1	87	37	60
90	28.4	15.7	11.6	88	35	41
91	29.6	18.2	15.7	96	57	91
92	27.7	21.2	12.4	84	83	52
93	31.9	17.3	13.6	105	49	66
94	29.8	15.5	12.9	97	34	57
95	31.2	14.5	13.4	107	25	63
96	29.1	13.2	12.7	66	14	44
97	28.3	14.2	12.7	87	22	44
98	26.6	15.4	14.4	76	33	76
99	25.4	12.8	11.9	68	10	45
00	26.3	13.7	12.8	74	18	56
01	26.6	13.9	13.2	76	20	61
02	26.0	14.1	12.9	72	22	57
03	27.4	14.0	12.7	81	21	55
04	28.2	15.2	13.4	87	31	63
05	27.3	14.8	13.4	81	28	63
06	28.0	15.3	13.7	85	32	67

\*Figures for Trucks include both light duty (<8500 lbs gross vehicular weight rating (GVWR)) & medium duty (8501 - 16000 lbs GVWR).

## **PROCUREMENT OF ALTERNATIVE FUELED VEHICLES**

**As a major supplier of electricity, TVA is particularly interested in supporting the use of electric vehicles (EVs). TVA has incorporated EVs into its fleet operations and supports power distributors and local communities with EV technology demonstrations. TVA is also utilizing electric vehicles at its plant sites to reduce fuel consumption and emissions.**

**TVA currently has the following EVs:**

- **1 U.S. Electricar Prism sedan;**
- **1 Solectria Ford sedan;**
- **7 GEM electric cars; and**
- **78 EZGOs electric vehicles.**

**B. Renewable Energy:** Discuss agency's policy and efforts to encourage purchase and generation of electricity and thermal energy from renewable energy sources. (Note: The quantitative information related to this section [see below] will be reported on the agency's Data Report and Energy Scorecard. On the Energy Scorecard, self-generated renewable energy use and purchased renewable energy use will be aggregated into a single value). The Federal Renewable Energy Working Group recently released three clarifying guidance documents related to the renewable energy goal:

- Clarifications to E.O. 13123 Reporting Guidance for Annual Reporting on Renewable Energy
  - E.O. 13123 Renewable Power/REC Procurement Guidance
    - FY05 Renewable Power/REC Procurement Guidance: Third Party Verification
- These documents are available at

[http://www.eere.energy.gov/femp/technologies/renewable\\_workinggroup.cfm](http://www.eere.energy.gov/femp/technologies/renewable_workinggroup.cfm) .

## **GREEN POWER SWITCH® (GPS)**

**TVA and 12 public power companies launched GPS on Earth Day, April 22, 2000. GPS was the first program of its kind offered in the Southeast and provided consumers with an economical opportunity to participate in TVA's development of renewable energy resources. The program originally included supply from wind and solar energy sources. The program was expanded in FY 2001 to include electricity generated from methane gas at a waste water treatment plant in Memphis, Tennessee.**

**Sixteen solar generating facilities are presently operating in Tennessee, Kentucky, Alabama, Virginia and Mississippi. One commercial scale wind power generation site has been operational since November 2000. TVA will also purchase 27 megawatts of wind energy from Invenergy through the end of CY 2024. Invenergy operates the fifteen 1.8 megawatt wind turbines that were added to the existing three wind turbines located on Buffalo Mountain in Anderson County, Tennessee. These units became operational December 2004. GPS also benefits from generation produced from an eight megawatt waste water treatment methane gas project located at TVA's Allen Fossil plant near Memphis, Tennessee.**

**Under the GPS program, residential customers can purchase green power blocks of 150 kilowatt hours each, at a cost of \$4.00 per block. These blocks represent approximately 12 percent of a typical home's monthly energy use. Commercial and industrial customers can sign up for the 150 kilowatt hour blocks based on the amount of energy they use each month. When two blocks of GPS are purchased each month for one year, the associated reduction of atmospheric carbon dioxide is equivalent to planting an acre of trees in the Tennessee Valley. As of September 30, 2006, residential customers were purchasing 17,572 blocks and business customers were purchasing 15,921 blocks for a total of 33,493 purchased blocks of green power. TVA also purchased 1,170 MWh for use in its Knoxville Office Complex, Chattanooga Office Complex, and Huntsville office.**

**As of September 30, 2006, there were 95 TVA power distributors participating in the GPS program throughout the Tennessee Valley. TVA plans to continue expanding the GPS program by offering it to additional power distributors as renewable energy supplies allow.**

## **RENEWABLE ENERGY TECHNOLOGY MONITORING**

**TVA identifies and evaluates emerging renewable energy technologies in support of its strategic needs. The renewable energy program provides data to support debate on renewable energy policy; monitors advancements in renewables to keep TVA organizations and customers informed on technology issues; and demonstrates and develops the most viable technologies in the areas of bio-energy, waste-to-energy, wind, solar, and other renewable resources.**

**TVA's Green Power Switch program is the primary driver for renewable energy technologies at TVA. However the potential for national Renewable Portfolio Standards (RPS) and carbon constraint legislation still exists and could become drivers in the future. Renewable energy portfolios are currently mandated in 21 states. The Energy Policy Act of 2005 and the President's Advanced Energy Initiative supports the development of renewable energy resources through research and development funding and financial incentives. In anticipation of renewable portfolio mandates and in response to customer needs, TVA continues to assess and evaluate new and advanced renewable technologies. Project plans include working with other utilities to develop and demonstrate large scale biomass gasification for production of electricity and value-added products from regional biomass, and evaluating other advanced renewable energy supply options in wind and solar.**

- 1. Self-generated renewable energy:** Identify/estimate energy use from electricity self-generated from renewable sources (photovoltaics, wind turbines) and renewable energy thermal projects (solar thermal, biomass, geothermal). Also report energy generated on Federal lands or by projects facilitated by your agency, but which may be sold to other parties. Agencies should report the annual energy generated from all renewable energy systems installed after 1990 and in place during FY 2006.

**Through TVA's GPS program, TVA utilizes photovoltaics, wind, and methane as part of its mix to provide renewable energy to its customers (for more information see Section II. B. Renewable Energy, Green Power Switch and see Attachment 2).**

**Purchased renewable energy:** Identify the renewable (i.e., wind, solar, geothermal, biomass) energy component of power purchases under competitive contract in megawatt-hours. Agencies should report what portion of total purchased renewable energy should be applied to goal-subject buildings or excluded facilities. (Note: Guidelines for counting renewable energy projects and purchases of electricity from renewable energy sources toward agency progress in reaching their goals and information on the Federal renewable energy goal are available on the FEMP web site [www.eere.energy.gov/femp/pdfs/eoguidancedoc.pdf](http://www.eere.energy.gov/femp/pdfs/eoguidancedoc.pdf).)

**TVA purchased 1,170 MWh of renewable energy for use in its Knoxville Office Complex, Chattanooga Office Complex, and Huntsville office.**

- C. **Petroleum:** Identify petroleum-based fuels (fuel oil, LPG/propane) used in buildings in FY 2003 and in FY 2006 and the percentage change from FY 2003. (Note: The FY 2006 data will be reported on the Data Report and the Energy Scorecard).

**TVA consumed 5,400 gallons of petroleum in building operations in FY 2006, which is a decrease of 50 percent from the FY 2003 baseline of 10,700 gallons.**

- D. **Water Conservation:** Identify/estimate water consumption and cost by the agency in FY 2006 and outline any agency-specific issues related to collection of water consumption data. (Note: This information will be reported on the Data Report and the Energy Scorecard.) Also in this section, highlight activities undertaken to improve water efficiency. Discuss progress in developing Water Management Plans and implementing Best Management Practices for efficient use of water. For more information, refer to DOE's *Guidance to Establish Water Efficiency Improvement Goal for Federal Agencies* on the FEMP website [www.eere.energy.gov/femp/pdfs/eoguidancedoc.pdf](http://www.eere.energy.gov/femp/pdfs/eoguidancedoc.pdf).

**During FY 2006, energy surveys including water were conducted at multiple TVA sites.**

**TVA consumed 145,800,000 gallons of potable water in FY 2006 with an estimated cost of \$305,900. These numbers do not include the water consumption of the excluded buildings (see Attachment 6).**

**TVA considers water management plans as part of its operation and maintenance activities. As part of these activities, more than 271 facilities have been covered, representing over 4.3 million GSF.**

**To date, TVA has implemented the Best Management Practices (BMPs) in more than 11 percent of its gross square footage.**

- III. **Implementation Strategies:** The purpose of this section is to identify and describe the use of strategies to reduce energy consumption and improve energy efficiency. It is not expected that each agency will have employed every strategy; rather, each strategy identified in E.O. 13123 is listed below to remind agency officials of the existence of these strategies and to encourage their use where practical and life-cycle cost effective. Agencies should provide highlights of the following strategies their energy management programs employed during FY 2006:

- A. Life-Cycle Cost Analysis
- B. Facility Energy Audits
- C. Financing Mechanisms
  - o Energy-Savings Performance Contracts (ESPCs)
  - o Utility Energy Services Contracts (UESCs).

- D. Use of ENERGY STAR<sup>®</sup> and Other Energy-Efficient Products
- E. ENERGY STAR<sup>®</sup> Buildings
- F. Sustainable Building Design
- G. Energy Efficiency in Lease Provisions
- H. Industrial Facility Efficiency Improvements
- I. Highly Efficient Systems, i.e., combined cooling, heating, and power
- J. Distributed Generation
- K. Electrical Load Reduction Measures

**TVA implements many energy management measures through a number of strategies which include the following:**

### **AGENCY ENERGY MANAGEMENT COMMITTEE**

**TVA Agency Energy Management Committee is a forum for sharing of information and success stories on energy efficiency efforts for application across the agency.**

### **NEW CONSTRUCTION**

**TVA combines teams of designers to incorporate energy efficiency and sustainability at the start of new building designs. The Resource Efficient Building Design Process developed during FY 2006 should ensure energy and sustainable requirements are considered.**

### **RENOVATION**

**TVA takes advantage of renovation activities by incorporating energy efficiency and sustainability into its spaces that are being reconfigured for change.**

### **OPERATIONS & MAINTENANCE**

**Operation and maintenance (O&M) personnel are the front line, used to identify potential energy and sustainable problems and opportunities on a daily basis. O&M staff take corrective action where needed and seek help from engineering, energy and sustainable staff to resolve technical issues when necessary.**

**Examples of O&M activities are the efficient operation of building EMCS systems, the placement of controls on lighting and other energy consuming equipment, addition of insulation in buildings, replacement of old glazing with newer high efficiency glazing, and replacement of inefficient lighting when actions are determined to be life-cycle cost effective. In addition TVA considers efficiency improvements in its industrial, power plant and transmission operations when life-cycle cost effective.**

**As part of its operation and maintenance function, TVA has an emergency curtailment procedure which reduces energy use in its buildings during energy emergencies.**

### **VEHICLE FUEL**

**TVA looks at its overall fleet and business needs on a continuous basis to match the work needs of each individual to the most efficient vehicle. TVA investigates efficient vehicles such as hybrid cars and adds these vehicles to its fleet to meet business needs. TVA also investigates ways to extend the life cycle of vehicles, especially special purpose vehicles. TVA's detailed Fleet Strategy is provided as Attachment 9.**

**A. Life-Cycle Cost Analysis:**

TVA's Energy Plan provides that life-cycle analysis will be used in making investment decisions regarding energy/water efficiency and sustainable practices.

**B. Facility Energy Audits:**

TVA has evaluated building inventory for potential energy conservation measures. These facilities are being re-evaluated in accordance with EPAct05, E.O. 13123 and TVA's Memorandum of Understanding with the EPA. During FY 2006, TVA surveyed 180 facilities located at 3 nuclear plant sites and 2 major material storage sites.

**C. Financing Mechanisms:**

Projects for facilities are primarily funded through renovation, operation, maintenance, and modernization efforts. Projects covered under general operations are ranked for economic benefit compared to other TVA projects to determine funding availability and implementation status and are funded mainly through the capital budgeting process. TVA considers the use of ESPCs and UESCs where cost effective and in the best interest of the agency and its customers. During FY 2006, TVA did not utilize these financing mechanisms.

**D. ENERGY STAR<sup>®</sup> and Other Energy-Efficient Products:**

TVA's Energy Plan provides that TVA will strive, where cost-effective, to meet the ENERGY STAR Building criteria for energy performance and indoor environmental quality in eligible facilities to the maximum extent practicable as described by Section 403(c) of E.O. 13123. This includes purchasing ENERGY STAR and other energy efficient products when feasible.

**E. ENERGY STAR<sup>®</sup> Buildings:**

TVA currently has two facilities that meet the ENERGY STAR<sup>®</sup> Buildings criteria. These buildings are the Chattanooga Office Complex and the Edney building, which represent 11 percent of TVA's overall corporate square footage.

**F. Sustainable Building Design:**

During FY 2006 TVA designed a vehicle storage building that incorporated passive solar heating, daylighting, recycled content materials, and energy efficient lighting.

TVA is incorporating sustainable design criteria into renovation and new construction efforts. TVA is in the process of reviewing its building inventory in an effort to reduce inefficient, high cost, underutilized space. This consolidation effort provides an opportunity to further practice sustainable efforts such as:

- Renovate space using removable, reusable wall systems;
- Recycle and recondition office furniture and panel systems;
- Install recyclable carpet tiles and low VOC finishes; and
- Upgrade lighting systems using T-5 and T-8 lamps, room and personal work station occupancy sensors, and internet based digital lighting control systems.

All of these efforts are being done as part of an agency sustainable program under TVA's IEMP.

TVA continues to buy materials that have positive environmental qualities and include those that meet RCRA requirements and other recycled content materials. Examples of environmental products purchased include soy ink, rechargeable batteries, low mercury



**lamps, and non-toxic supplies and movable/reusable wall systems in place of drywall. TVA also purchases materials that meet sustainable architecture criteria. These non-toxic building materials have recycled content, and their creation, use, and disposal minimize environmental impacts.**

**G. Energy Efficiency in Lease Provisions:**

**Where applicable, TVA uses model lease provisions based on those recommended by the General Services Administration (GSA) and such provisions will be incorporated into new and renewed leases provided they are cost-effective. The model lease provisions address energy, sustainability and water efficiency.**

**H. Industrial Facility Efficiency Improvements:**

**TVA looks for opportunities to improve energy efficiency in its industrial facilities. Energy savings opportunities include lighting, HVAC, motor, and building control. For more information see also Section II. Energy Efficiency Performance, A. Energy Reduction Performance, 2. Exempt Facilities.**

**I. Highly Efficient Systems:**

**TVA considers the implementation of high efficiency systems as mentioned above when it is life-cycle cost effective.**

**J. Distributed Generation:**

**TVA is a utility; however, the use of distributed generation, where applicable, is used or considered for use.**

**K. Electrical Load Reduction Measures:**

**As part of its operation and maintenance function, TVA has an emergency curtailment procedure which reduces energy use in its buildings during energy emergencies.**

**IV. Data Tables and Inventories. Include the items listed below:**

**A. Assessment of FY 2003 Energy Data for EPACT '05 Baseline Foundation.** An agency-specific work sheet with FY 2003 energy data accompanies this Guidance which agencies should use to submit any necessary revisions pertaining to building inventory changes or data inaccuracy.

**B. FY 2006 Annual Energy Management Data Report.** A blank Data Report form and instructions for completing the form are included as Attachment 3 of this Guidance. Also include Data Reports for revisions to past years' energy data along with an explanation

**C. Energy Scorecard for FY 2006.** A blank Scorecard is included as Attachment 4 of this Guidance.

**D. Excluded Facilities Inventory.** This should include the following information: building name, building location (city and state), and justification for excluded status under the criteria developed for EPACT '05:

[http://www.eere.energy.gov/femp/pdfs/exclusion\\_criteria.pdf](http://www.eere.energy.gov/femp/pdfs/exclusion_criteria.pdf).

**V. Attachment.** Attach a FY 2007 Implementation Plan to this FY 2006 Annual Report. See Attachment 4, *Guidance for Preparing the Federal Agency Implementation Plan for FY 2007*.

- 1) **Attachment 1 - Assessment of FY 2003 Energy Data and EPACT '05 Baseline Foundation (electronic file "Attachment 1\_TVA 2003 Baseline\_12-06.xls")**
- 2) **Attachment 2 - FY 2006 Annual Energy Management Data Report (electronic file "Attachment 2\_DataReport\_12-06.xls")**
- 3) **Attachment 3 - Energy Scorecard for FY 2006 (electronic file "Attachment 3\_Scorecard\_12-06.rtf")**
- 4) **Attachment 4 - Implementation Plan including Guidance for Preparing the Federal Agency Energy Management Implementation Plan for FY 2007 (electronic file "Attachment 4\_Implementation\_Plan\_12-06.doc")**
- 5) **Attachment 5 - Reporting Units and Conversion Factors for Federal Energy Management Reporting (electronic file "Attachment 5\_Conversion\_Factors\_12-06.doc")**
- 6) **Attachment 6 - Excluded Facility Inventory FY 2006 (electronic file "Attachment 6\_Excluded Facility Inventory FY 2006\_12-06.xls")**
- 7) **Attachment 7 - Excluded Facility Inventory FY 2003 (electronic file "Attachment 7\_Excluded Facility Inventory FY 2003\_12-06.xls")**
- 8) **Attachment 8 - TVA Energy Plan Final (electronic file "Attachment 8\_TVA Energy Plan\_12-06.doc")**
- 9) **Attachment 9 - TVA Fleet Strategy FY 2006 (electronic file "Attachment 9\_Fleet Strategy\_12-06.doc")**

# FY 2003 ENERGY DATA BASELINE WORKSHEET

Agency: TVA  
 Date: 05/02/2006

Prepared by: David R. Zimmerman  
 Phone: 423-751-8165

## EXECUTIVE ORDER 13123 REPORTING CATEGORIES

### 1-1. Standard Buildings/Facilities

Energy Type	Consumption Units	Annual Consumption	Annual Cost (Thou. \$)	Site-Delivered Btu (Billion)
Electricity	MWH	164,795.4	\$9,887.7	562.3
Fuel Oil	Thou. Gal.	10.7	\$12.0	1.5
Natural Gas	Thou. Cubic Ft.	2,052.9	\$16.6	2.1
LPG/Propane	Thou. Gal.	0.0	\$0.0	0.0
Coal	S. Ton	0.0	\$0.0	0.0
Purch. Steam	BBtu	0.0	\$0.0	0.0
Other	BBtu	0.0	\$0.0	0.0
		<b>Total Costs:</b>	\$9,916.3	565.9
Standard Buildings/Facilities (Thou. Gross Square Feet)		9,391.3	Btu/GSF:	60,256



### 1-2. Industrial, Laboratory, Research, and Other Energy-Intensive Facilities

Energy Type	Consumption Units	Annual Consumption	Annual Cost (Thou. \$)	Site-Delivered Btu (Billion)
Electricity	MWH	22,293.6	\$1,337.6	76.1
Fuel Oil	Thou. Gal.	0.0	\$0.0	0.0
Natural Gas	Thou. Cubic Ft.	0.0	\$0.0	0.0
LPG/Propane	Thou. Gal.	0.0	\$0.0	0.0
Coal	S. Ton	0.0	\$0.0	0.0
Purch. Steam	BBtu	0.0	\$0.0	0.0
Other	BBtu	0.0	\$0.0	0.0
		<b>Total Costs:</b>	\$1,337.6	76.1
Energy-Intensive Facilities (Thou. Gross Square Feet)		404.9	Btu/GSF:	187,864
		404.932		187,848

### 1-3. Exempt Facilities

Note DOE data report shows 187,849 187,848  
 Difference is due to DOE using only one decimal place for sf--^

Energy Type	Consumption Units	Annual Consumption	Annual Cost (Thou. \$)	Site-Delivered Btu (Billion)
Electricity	MWH	367,498.7	\$22,049.9	1,253.9
Fuel Oil	Thou. Gal.	0.0	\$0.0	0.0
Natural Gas	Thou. Cubic Ft.	0.0	\$0.0	0.0
LPG/Propane	Thou. Gal.	0.0	\$0.0	0.0
Coal	S. Ton	0.0	\$0.0	0.0
Purch. Steam	BBtu	0.0	\$0.0	0.0
Other	BBtu	0.0	\$0.0	0.0
		<b>Total Costs:</b>	\$22,049.9	1,253.9
Exempt Facilities (Thou. Gross Square Feet)		19,167.9	Btu/GSF:	65,417

ok -   
 does not match - 

TVA checks & comments - in RED

ENERGY POLICY ACT 2005 REPORTING CATEGORIES				
EPACT Goal-Subject Buildings/Facilities				
			187,089.0	
Energy Type	Consumption Units	Annual Consumption	Annual Cost (Thou. \$)	Site-Delivered Btu (Billion)
Electricity	MWH	187,089.0	\$11,225.3	638.3
Fuel Oil	Thou. Gal.	10.7	\$12.0	1.5
Natural Gas	Thou. Cubic Ft.	2,052.9	\$16.6	2.1
LPG/Propane	Thou. Gal.	0.0	\$0.0	0.0
Coal	S. Ton	0.0	\$0.0	0.0
Purch. Steam	BBtu	0.0	\$0.0	0.0
Other	BBtu	0.0	\$0.0	0.0
		Total Costs:	\$11,253.9	641.9
EPACT Goal Buildings/Facilities (Thou. Gross Square Feet)		9,796.2	Btu/GSF:	65,530
			9,796.232	65,530
EPACT Excluded Facilities				
Energy Type	Consumption Units	Annual Consumption	Annual Cost (Thou. \$)	Site-Delivered Btu (Billion)
Electricity	MWH	367,498.7	\$22,049.9	1,253.9
Fuel Oil	Thou. Gal.	0.0	\$0.0	0.0
Natural Gas	Thou. Cubic Ft.	0.0	\$0.0	0.0
LPG/Propane	Thou. Gal.	0.0	\$0.0	0.0
Coal	S. Ton	0.0	\$0.0	0.0
Purch. Steam	BBtu	0.0	\$0.0	0.0
Other	BBtu	0.0	\$0.0	0.0
		Total Costs:	\$22,049.9	1,253.9
EPACT Excluded Facilities (Thou. Gross Square Feet)		19,167.9	Btu/GSF:	65,417

ALL FACILITIES COMBINED				
Energy Type	Consumption Units	Annual Consumption	Annual Cost (Thou. \$)	Site-Delivered Btu (Billion)
Electricity	MWH	554,587.7	\$33,275.2	1,892.3
Fuel Oil	Thou. Gal.	10.7	\$12.0	1.5
Natural Gas	Thou. Cubic Ft.	2,052.9	\$16.6	2.1
LPG/Propane	Thou. Gal.	0.0	\$0.0	0.0
Coal	S. Ton	0.0	\$0.0	0.0
Purch. Steam	BBtu	0.0	\$0.0	0.0
Other	BBtu	0.0	\$0.0	0.0
		Total Costs:	\$33,303.8	1,895.9
All Facilities (Thou. Gross Square Feet)		28,964.1	Btu/GSF:	65,455

## FY 2006 ENERGY MANAGEMENT DATA REPORT

Agency: Tennessee Valley Authority  
 Date: 12/22/2006

Prepared by: Stephen L. Brothers  
 Phone: 423-751-7369

### PART 1: ENERGY CONSUMPTION AND COST DATA

#### 1-1. EPACT Goal Subject Buildings

Energy Type	Consumption Units	Annual Consumption	Annual Cost (Thou. \$)	Unit Cost (\$)	Site-Delivered Btu (Billion)	Est. Source Btu (Billion)	Est. Carbon Emissions (Metric Tons)	
Electricity	MWH	172,984.8	\$10,090.9	\$0.06 /kWh	590.2	2,049.9	29,535	
Fuel Oil	Thou. Gal.	5.4	\$14.0	\$2.60 /gallon	0.7	0.7	15	
Natural Gas	Thou. Cubic Ft.	2,763.6	\$23.5	\$8.50 /Thou Cu Ft	2.8	2.8	41	
LPG/Propane	Thou. Gal.	0.0	\$0.0	#DIV/0! /gallon	0.0	0.0	0	
Coal	S. Ton	0.0	\$0.0	#DIV/0! /S. Ton	0.0	0.0	0	
Purch. Steam	BBtu	0.0	\$0.0	#DIV/0! /MMBtu	0.0	0.0	0	
Other	BBtu	0.0	\$0.0	#DIV/0! /MMBtu	0.0	0.0	0	
		<b>Total Costs:</b>	<b>\$10,128.3</b>		<b>Total:</b>	<b>593.8</b>	<b>2,053.5</b>	<b>29,591</b>
Goal Subject Buildings (Thou. Gross Square Feet)		<b>9,471.2</b>			<b>Btu/GSF:</b>	<b>62,697</b>	<b>216,811</b>	
					<b>Btu/GSF w/ RE Purchase Credit:</b>	<b>62,275</b>	<b>215,347</b>	
					<b>Btu/GSF w/ RE &amp; Sec. 502(e) Credit:</b>	<b>62,275</b>	<b>215,347</b>	

#### 1-2. EPACT Goal Excluded Facilities

Energy Type	Consumption Units	Annual Consumption	Annual Cost (Thou. \$)	Unit Cost (\$)	Site-Delivered Btu (Billion)	Est. Source Btu (Billion)	Est. Carbon Emissions (Metric Tons)	
Electricity	MWH	382,369.6	\$19,432.4	\$0.05 /kWh	1,304.6	4,531.1	65,284	
Fuel Oil	Thou. Gal.	0.0	\$0.0	#DIV/0! /gallon	0.0	0.0	0	
Natural Gas	Thou. Cubic Ft.	0.0	\$0.0	#DIV/0! /Thou Cu Ft	0.0	0.0	0	
LPG/Propane	Thou. Gal.	0.0	\$0.0	#DIV/0! /gallon	0.0	0.0	0	
Coal	S. Ton	0.0	\$0.0	#DIV/0! /S. Ton	0.0	0.0	0	
Purch. Steam	BBtu	0.0	\$0.0	#DIV/0! /MMBtu	0.0	0.0	0	
Other	BBtu	0.0	\$0.0	#DIV/0! /MMBtu	0.0	0.0	0	
		<b>Total Costs:</b>	<b>\$19,432.4</b>		<b>Total:</b>	<b>1,304.6</b>	<b>4,531.1</b>	<b>65,284</b>
Goal Excluded Facilities (Thou. Gross Square Feet)		<b>19,421.7</b>			<b>Btu/GSF:</b>	<b>67,175</b>	<b>233,300</b>	
					<b>Btu/GSF w/ RE Purchase Credit:</b>	<b>67,175</b>	<b>233,300</b>	
					<b>Btu/GSF w/ RE &amp; Sec. 502(e) Credit:</b>	<b>67,175</b>	<b>233,300</b>	

**1-3. Non-Fleet Vehicles and Other Equipment**

	Consumption Units	Annual Consumption	Annual Cost (Thou. \$)	Unit Cost (\$)	Btu (Billion)	Est. Carbon Emissions (Metric Tons)
Auto Gasoline	Thou. Gal.	2,694.8	\$6,521.4	\$2.42 /gallon	336.9	6,518
Diesel-Distillate	Thou. Gal.	1,287.0	\$3,320.3	\$2.58 /gallon	178.5	3,561
LPG/Propane	Thou. Gal.	0.0	\$0.0	#DIV/0! /gallon	0.0	0
Aviation Gasoline	Thou. Gal.	79.5	\$244.6	\$3.08 /gallon	9.9	188
Jet Fuel	Thou. Gal.	47.3	\$137.4	\$2.90 /gallon	6.1	119
Navy Special	Thou. Gal.	0.0	\$0.0	#DIV/0! /gallon	0.0	0
Other	BBtu	0.0	\$0.0	#DIV/0! /MMBtu	0.0	0
Total Costs			\$10,223.7		531.4	10,386

**1-4. WATER CONSUMPTION, COST AND EFFICIENCY MEASURES**

	Consumption Units	Annual Consumption	Annual Cost (Thou. \$)
Water	Million Gal.	145.8	\$305.9
Best Management Practice Implementation Tracking Data			
Number of facilities* in agency inventory			1,014
Number of facilities with completed water management plans			271
Number of facilities with at least four (4) BMPs fully implemented			3
*number in the agency inventory, can be buildings, bases, or campuses			

**1-5. RENEWABLE ENERGY/RENEWABLE ENERGY CERTIFICATE PURCHASES IN FY 2006**

(Only include renewable energy purchases from resources developed after 1990)

Description of Each Renewable Energy Purchase (examples below, insert additional rows as necessary for each separate purchase)	Amount Purchased (MWH)	or	Amount Purchased (Million Btu)	State or Region of Generation or Source	End Use Category (Goal or Excluded)
Electricity from Renewable Source	1,170.0		0.0	TN Valley	Goal
Renewable Energy Certificates	0.0		0.0		
Natural Gas from Landfill/Biomass	0.0		0.0		
Renewable Thermal Energy	0.0		0.0		
Other Renewable Energy (describe)	0.0		0.0		
Total All Purchases	1,170.0		0.0		
Total Purchases for Goal Buildings	1,170.0		0.0		
Total Purchases for Excluded Facilities	0.0		0.0		

**1-6. SELF-GENERATED RENEWABLE ENERGY INSTALLED AFTER 1990**

	Consumption Units	Total Annual Energy	Energy Used by Agency*
Electricity from Renewables	MWH	3,630.0	30.0
Natural Gas from Landfill/Biomass	MMBtu	0.0	0.0
Renewable Thermal Energy**	MMBtu	0.0	0.0
Other Renewable Energy_HMOD*** (1)	MMBtu	38,716.0	38,716.0

\*Energy used by agency equals total annual generation unless a project sells a portion of the energy it produces to another agency or the private sector. It can equal zero in the case of non-Federal energy projects developed on Federal land.

\*\*Examples are geothermal, solar thermal, and geothermal heat pumps, and the thermal portion of combined heat and power projects. Energy savings from geothermal heat pumps should be based on energy savings compared to conventional alternatives like air-to-air heat pumps. If only electricity savings are known, multiply kWh savings by 3,412 to estimate renewable energy BTUs.

\*\*\*For other renewable energy that does not fit any category, fill in the type, units used, annual consumption and cost, and include any additional information in your narrative submission. For example, tidal, wave, current and thermal ocean energy, incremental hydropower, or energy displaced by daylighting technology or passive solar design.

(1) - This value represents TVA hydro modernization (HMOD) for FY2005 facility use.

**1-7. TOTAL RENEWABLE ENERGY USE AS A PERCENTAGE OF FACILITY ELECTRICITY USE**

Renewable Energy Use (BBtu)	Facility Electricity Use (BBtu)	RE as a Percentage of Electricity Use
55.1	1,894.9	2.9%

**PART 2: ENERGY EFFICIENCY IMPROVEMENTS**

**2-1. DIRECT AGENCY OBLIGATIONS**

(Agencies may attach their final OMB Circular A-11 Energy and Transportation Efficiency Management Exhibit

	FY 2006		Projected FY 2007	
	(MMBTU)	(Thou. \$)	(MMBTU)	(Thou. \$)
Direct obligations for facility energy		\$276.0		\$300.0
Estimated annual savings anticipated	2,064.0	\$37.0	2,500.0	\$45.0

**2-2. ENERGY SAVINGS PERFORMANCE CONTRACTS (ESPC)**

	Annual savings (MMBTU)	(number/Thou. \$)
Number of ESPC Task/Delivery	0.0	0
Investment value of ESPC Task/Delivery Orders awarded in fiscal year.		\$0.0
Amount privately financed under ESPC Task/Delivery Orders awarded in fiscal year.		\$0.0
Cumulative guaranteed cost savings of ESPCs awarded in fiscal year relative to the baseline spending.		\$0.0
Total contract award value of ESPCs awarded in fiscal year (sum of contractor payments for debt repayment, M&V, and other negotiated performance period services).		\$0.0
Total payments made to all ESP contractors in fiscal year.		\$0.0



**2-3. UTILITY ENERGY SERVICES CONTRACTS (UESC)**

	Annual savings (MMBTU)	(number/Thou. \$)
Number of UESC Task/Delivery	0.0	0
Investment value of UESC Task/Delivery Orders awarded in fiscal year.		\$0.0
Amount privately financed under UESC Task/Delivery Orders awarded in fiscal year.		\$0.0
Cumulative cost savings of UESCs awarded in fiscal year relative to the baseline spending.		\$0.0
Total contract award value of UESCs awarded in fiscal year (sum of payments for debt repayment and other negotiated performance period services).		\$0.0
Total payments made to all UESC contractors in fiscal year.		\$0.0

**2-4. UTILITY INCENTIVES (REBATES)**

	Annual savings (MMBTU)	(Thou. \$)
Incentives received and estimated	0.0	\$0.0
Funds spent in order to receive		\$0.0

**2-5. TRAINING**

	(number)	(Thou. \$)
Number of personnel	180	\$27.0

## FY 2006 Federal Agency Energy Scorecard

Department/Agency Name	Contact Name and Phone
Tennessee Valley Authority	Steve Brothers 423-751-7369
Name of Senior Energy Official	Signature of Senior Energy Official
John E. Long, Jr.	

Did your agency . . .	Yes	No	Anticipated Submittal Date																								
1. Submit its FY 2006 energy report to OMB and DOE by January 1, 2007 (Sec. 303)?	X		12-22-2006																								
2. Submit a FY 2007 Implementation Plan by January 1, 2007 (Sec. 302)?	X		12-22-2006																								
Did your agency . . .	Yes	No	Comments																								
3. Implement or continue to use renewable energy projects at Federal installations or facilitate the siting of renewable generation on Federal land in FY 2006 (Sec. 204)? (Report all self-generated renewable energy from projects installed after 1990; refer to Table 1-7 on the Energy Management Data Report)	X		<p>If yes, how many projects and how much energy generated? (Specify unit: MWH or MMBtu)</p> <table style="margin-left: 40px;"> <thead> <tr> <th></th> <th style="text-align: center;"># Projects</th> <th style="text-align: center;">Energy</th> <th style="text-align: center;">Unit</th> </tr> </thead> <tbody> <tr> <td>Solar</td> <td style="text-align: center;">1</td> <td style="text-align: center;">30</td> <td style="text-align: center;">MWH</td> </tr> <tr> <td>Wind</td> <td style="text-align: center;">3</td> <td style="text-align: center;">3,600</td> <td style="text-align: center;">MWH</td> </tr> <tr> <td>Thermal<sup>1</sup></td> <td style="text-align: center;">_____</td> <td style="text-align: center;">_____</td> <td style="text-align: center;">_____</td> </tr> <tr> <td>Biomass</td> <td style="text-align: center;">_____</td> <td style="text-align: center;">_____</td> <td style="text-align: center;">_____</td> </tr> <tr> <td>Other RE<sub>(A)</sub></td> <td style="text-align: center;">42</td> <td style="text-align: center;">11,347</td> <td style="text-align: center;">MWH</td> </tr> </tbody> </table>		# Projects	Energy	Unit	Solar	1	30	MWH	Wind	3	3,600	MWH	Thermal <sup>1</sup>	_____	_____	_____	Biomass	_____	_____	_____	Other RE <sub>(A)</sub>	42	11,347	MWH
	# Projects	Energy	Unit																								
Solar	1	30	MWH																								
Wind	3	3,600	MWH																								
Thermal <sup>1</sup>	_____	_____	_____																								
Biomass	_____	_____	_____																								
Other RE <sub>(A)</sub>	42	11,347	MWH																								
4. Purchase energy generated from new renewable energy sources in FY 2006 (Sec. 204)? <sup>2</sup> (Refer to Table 1-6 on the Energy Management Data Report)	X		<p>If yes, how much: <u>1170</u> MWH or _____ MMBtu</p>																								
5. Invest direct FY 2006 appropriations in projects contributing to the goals of the Order (Sec. 301)? (B)		X	<p>If yes, how much: \$ _____</p>																								
6. Specifically request funding necessary to achieve the goals of the Order in its FY 2008 budget request to OMB (Sec. 301)? (Refer to OMB Circular A-11, Section 25.5, Table 2) (B)		X	<p>If yes, how much: \$ _____</p>																								
7. Perform energy audits of 10% of its facility space during the fiscal year (Sec. 402)? (C)	X		<p>What percentage of facility space was audited during the FY <u>15</u>% How much facility space has been audited since 1992?<sup>3</sup> <u>146</u>%</p>																								
8. Issue to private-sector energy service companies (ESCOs) any energy savings performance contract (ESPC) delivery orders (Sec. 403(a))? (Refer to Table 2-2 on the Energy Management Data Report) (D)		X	<p>How many? _____ Annual savings (MMBtu): _____ Total investment value<sup>4</sup>: \$ _____ Cumulative guaranteed cost savings: \$ _____ Award value: \$ _____</p>																								

<sup>1</sup> Examples are geothermal, solar thermal, and geothermal heat pumps. Thermal energy from geothermal heat pumps should be determined as follows: Thermal energy = Total geothermal heat transferred – electrical energy used.

<sup>2</sup> “New” renewable energy means sources developed after 1990.

<sup>3</sup> Should be greater than 100% if all facility space has been audited at least once since 1992.

<sup>4</sup> Investment value includes design, materials, labor, overhead, and profit but excludes contractor’s financing costs and government’s administration costs. Using investment value allows comparison with other traditional execution methods such as appropriated and working capital funded projects.

Did your agency . . .	Yes	No	Comments
9. Issue any utility energy services contract (UESC) delivery orders (Sec. 403(a))? (Refer to Table 2-3 on the Energy Management Data Report) (E)		X	How many? _____ Annual savings (MMBtu): _____ Total investment value <sup>4</sup> : \$ _____ Cumulative cost savings: \$ _____ Award value: \$ _____
10. Incorporate energy efficiency requirements into relevant acquisitions (Sec. 403(b)(3))? (F)	X		See TVA Energy Plan
11. Adopt and apply the sustainable design principles (e.g., Whole Building Design Guide, Leadership in Energy and Environmental Design (LEED)) to the siting, design, and construction of new facilities or major (budget line item) renovations begun in FY 2005 (Sec. 403(d))? (G)	X		Number of new building (or major renovation) design/construction projects in FY 2006 <sup>5</sup> : <u>1</u> Number of these projects that can or will be certified under LEED <sup>5</sup> : <u>1</u>
12. Provide training to appropriate personnel <sup>6</sup> on energy management (Sec. 406(d))? (H)	X		Number of appropriate personnel trained: <u>180</u> Total number of appropriate personnel: <u>180</u>
13. Implement any additional management tools (Sec. 406)?	X		Check all that apply: Awards: <u>X</u>  Performance Evaluations: <u>X</u>  Showcase Facilities: <u>X</u> Number of Showcase Facilities designated in fiscal year: <u>1</u>
14. Establish Water Management Plans (WMPs) and implement at least 4 Best Management Practices (BMPs) in at least 30% of agency facilities (Sec. 207, 503(f))? (I)	X		Number of facilities with WMPs and 4 BMPs: <u>3</u> Number of facilities in agency inventory: <u>1,012</u>

**NOTE: Provide additional information below if a “No” reply is used for any of the questions above.**

<sup>5</sup> Count projects only once, regardless of phase. For example, if in FY 2006, your agency had 10 new building or major renovation projects, of which 2 can be LEED certified, then report 10 and 2, respectively, in the spaces provided. If the project was designed and reported on in response to this question in a previous year, do not report it as a new project in FY 2006, even if construction commenced or continued in FY 2006.

<sup>6</sup> Appropriate personnel include the agency energy management team as well as Federal employees and on-site contractors who are energy or facility managers, operations and maintenance workers, design personnel, procurement and budget staff, and legal counsel.

Please enter data from annual energy report pertinent to performance toward the goals of Executive Order 13123/EPACT 2005	Base Year (2003)	Previous Year (2005)	Current Year (2006)	% Change (Current vs. Base)
15. Site Energy Efficiency Improvement Goals (EPACT). (J)	65,530 Btu/Ft <sup>2</sup>	63,358 Btu/Ft <sup>2</sup>	62,354 Btu/Ft <sup>2</sup>	(4.9) %(J)
16. Sec. 205. Petroleum-Based Fuel Use in Facilities (E.O. Sec. 205).	1.49 BBtu	1.49 BBtu	0.67 BBtu	(50) %(K)
17. Source Energy Use (E.O. Sec. 206). (L)	2217.0 BBtu	2127.7 BBtu	2053.5 BBtu	(7.4) %
18. Water Consumption (E.O. Sec. 207).	171.7 MGal	158.1 MGal	145.8 MGal	(15.1) %
19. Renewable Energy from self-generation and RE purchases (E.O. Sec. 204) (M)	36.9 BBtu	53.4 BBtu	55.1 BBtu	49.3 %

Abbreviation Key: Btu/Ft<sup>2</sup> = British thermal units per gross square foot

MGal = Million gallons

MMBtu = Million British Thermal Units

BBtu = Billion British Thermal Units

RE = Renewable energy

N/A = Not applicable

- (A) This value represents a very small percentage of renewable power from hydro modernization and is based on projects covering multiple units and the number of effected facilities.
- (B) TVA is self funded through its power operations and does not request appropriations to support its statutory mission; therefore, TVA has not submitted any such requests.
- (C) Since FY 1992, TVA has evaluated 100-percent of its buildings, and plans to reevaluate facilities as needed to implement cost effective energy management objectives and/or update portfolio information.
- (D) TVA considers the use of ESCOs where cost effective and in the best interest of the agency and its customers.
- (E) TVA is a utility.
- (F) TVA incorporates energy efficiency language where appropriate.
- (G) TVA has a sustainable design program which applies to new construction and renovation.
- (H) This includes employees not specified under sec. 406(d) since all employees play an important part in energy management.
- (I) TVA has developed an agency wide water plan. TVA has implemented 4+ BMPs in three of its facilities accounting for 20% of TVA's total facility square footage.
- (J) These values reflect the combining of Standard & Industrial/laboratory building categories as prescribed by EPAAct05 plus the application of renewable energy credits.
- (K) This represents only one facility which uses fuel oil. This facility is being decommissioned.
- (L) The source conversion factor was used for this value (11,850 Btu/kWh).
- (M) FY 2003 includes incremental hydro improvements (HMOD) for comparison to FY 2005 and FY 2006.

## Attachment 4

### Implementation Plan including Guidance for Preparing the Federal Agency Energy Management Implementation Plan for FY 2007

The Implementation Plan should be formatted as described below. The format generally follows the outline for the Annual Report. Although the Implementation Plan will be submitted as an attachment to the Annual Report, the Plan should be considered a stand-alone document. Therefore, please do not refer to the Annual Report for Section I, Part A, or for any other part of the Plan that you feel may be redundant with the Annual Report. This Plan should be brief and should describe only activities planned for the next fiscal year.

- I. Management and Administration.** This section will describe (1) the agency's establishment of an energy management infrastructure and (2) the agency's plans to use management tools in implementing Executive Order (E.O.) 13123.

**The TVA Energy Policy (Policy) was approved by the TVA Board on April 19, 1995. The Policy describes TVA's commitment to achieving leadership in efficient and environmentally sound energy management. The Policy also facilitates TVA's compliance with legal and regulatory energy use reduction policies and associated environmental goals and procedures. TVA's Energy Plan (Attachment 8) was written to implement the Policy. TVA develops, evaluates, and updates performance goals and measures in strategic plans such as the Energy Plan.**

**Starting in FY2007, TVA plans to conduct agency energy, water and sustainable work using the following TVA standard process and procedures (SPP) signed by the TVA Senior Energy Official and agency management:**

- 1) TVA-SPP 3.2 - Internal Energy Efficiency Process Including Potable Water & Sustainability as Related to Energy - This process incorporates TVA-wide internal energy efficiency into the areas of energy management, potable water management, and sustainability.**
- 2) TVA-SPP 3.3 - Resource Efficient Building Design Process - The SPP provides a method for Business Units to comply with federal laws and regulations through the incorporation of energy efficient, water efficient, and sustainable retrofits to existing space and the design of new spaces and buildings within TVA. It also provides a method to reduce energy and potable water usage to a minimum and promote sustainable building design as related to energy.**

**TVA formed the Agency Energy Management Committee (AEMC) to facilitate compliance with Federal statutes, Executive Orders, Federal regulations, TVA energy and related environmental management objectives, and obligations under the Environmental Protection Agency (EPA) Green Lights Program (GL), EPA ENERGY STAR Buildings Program (ESB), and ENERGY STAR Program (ES). The AEMC is comprised of representatives from each TVA organization responsible for energy management and associated environmental considerations in facility and general operations inside the agency. The AEMC will continue to provide an avenue for sharing lessons learned and replicating success. The AEMC will continue to meet every other month during FY 2007.**

**TVA will continue to evaluate energy efficiency in its facilities through assessments and surveys carried out through each responsible organization and under the strategy of the Energy Plan. TVA has developed an evaluation sheet to record energy conservation measures. These measures are then loaded into the agency energy management database for automated retrieval and analysis. During FY 2007 TVA plans to evaluate facilities, when necessary, in accordance with the Energy Policy Act of 2005 (EPA05) E.O. 13123, and the Federal Leadership in High Performance and Sustainable Buildings Memorandum of Understanding.**

**A. Energy Management Infrastructure**

- 1. Senior Agency Official:** Identify the agency's senior energy official and describe the official's role and responsibilities.

**John E. Long, Jr. is the TVA senior energy official and Executive Vice President of Administrative Services.**

**Stephen L. Brothers is the TVA chief energy manger and manages the TVA Internal Energy Management Program (IEMP) under Administrative Services.**

**David R. Zimmerman is the manager of Sustainable Design located under Administrative Services.**

- 2. Agency Energy Team:** Identify the members of the team and describe the team's responsibilities.

**TVA formed the AEMC to facilitate compliance with federal statutes, E.O., federal regulations, TVA energy and related environmental management objectives, and obligations under the EPA's GL program, EPA's ESB program and EPA's ES program. The AEMC serves as the agency energy team. This committee is comprised of representatives from each TVA organization responsible for energy management and associated environmental considerations in facility and general operations inside the agency. The AEMC provides an avenue for sharing lessons learned and replicating success. The members are:**

- Stephen L. Brothers, chairperson for the AEMC;**
- Kathryn E. Ellis, Fleet Management;**
- David R. Zimmerman, Sustainable Design;**
- David W. Stewart, Fossil;**
- William R. McNabb, Facilities Management O&M;**
- Lanny S. Thornsberry, Nuclear;**
- Teresa S. Wampler, River System Operations and Environment;**
- David R. Dinse, Research and Technology Applications;**
- Bryan H. Jones, Information Services;**
- Jonnie A. Cox, Facilities Management Projects;**
- David A. Gordon, Heavy Equipment;**
- Judy G. Driggans, Chief Financial Officer representative;**
- V. Edward Hudson, Demand Side Management Program;**
- Justin Maierhofer, Government Relations;**

- David R. Chamberlain, Customer Resources;
- Tina I. Broyles, Power Systems Operations; and
- Sherri R. Collins, Office of General Counsel.

## B. Management Tools

1. **Awards (Employee Incentive Programs):** Describe the agency's plans to use employee incentive programs to reward exceptional performance in implementing E.O. 13123.

**TVA uses a "Winning Performance" process as a method to reward employees' efforts toward meeting agency goals. Examples of pay for performance goals include reduction in cost per square foot for building operations. Energy efficiency and sustainable improvements are contributors to reduced cost per square foot goals.**

2. **Performance Evaluations:** Describe agency plans to include successful implementation of provisions of EO. 13123 in the position descriptions and performance evaluations of members of the agency energy team and facility/energy managers.

**To the extent employees are responsible for activities that are related to the objectives of E.O. 13123, their job descriptions contain reflective line items and their performance is evaluated in terms of the extent to which they accomplish such goals.**

3. **Training and Education:** Describe plans to ensure that all appropriate personnel receive training for energy management requirements. Describe plans to develop and implement agency outreach programs that include education, training, and promotion of ENERGY STAR<sup>®</sup> and other energy efficient products for Federal purchase card users.

**The AEMC continues to work on ways to inform TVA employees of how their daily activities influence energy and associated environmental impacts in TVA. The AEMC had its annual employee awareness display on tour during October. Throughout the year, energy-related articles will be published in TVA's newspaper, "Inside TVA" and on TVA's web site "TVA Today." In addition, monthly energy use of major TVA facilities will be posted in public lobbies along with energy-saving actions employees can take to reduce there building's energy use.**

**TVA plans to utilize various methods of training to educate employees on the objectives of the IEMP which includes energy management requirements during FY 2007. Staff is educated on energy and environmental related topics through TVA's Employee Technical Training and Organizational Effectiveness (ETT&OE) group. The TVA Intranet and employee awareness programs are also used as tools to educate employees on how they impact energy use and efficiency both at work and home. Energy efficiency and information updates are provided on current federal requirements and regulations to employees, managers, and TVA customers upon request. Energy management and**

**associated environmental training is provided to managers and employees as needed.**

4. **Showcase Facilities:** Describe plans to construct or renovate exemplary facilities that the agency plans to designate as Showcase Facilities. Discuss why the facilities will be considered Showcase Facilities (i.e., discuss the facility design, the improvements made in energy or water efficiency, the use of renewable energy, etc.).

**The TVA Chattanooga Office Complex (COC) continues to be TVA's designated showcase facility. The COC was completed in 1986 and encloses approximately 1.2 million square feet of floor area. It integrates the use of passive energy strategies, energy management practices, and environmental programs and activities. Occupants' daily activities have been recognized as a major component in facility performance. Energy and environmental awareness programs have been established to inform the occupants of the impacts their actions have on this performance. The combinations of original design elements, energy and environmental activities, and aggressive energy reduction operation and maintenance efforts have resulted in the COC becoming a model facility. TVA plans to continue with the COC as its designated showcase facility. During FY 2007, TVA will incorporate additional energy efficiency improvements in this facility.**

**II. Implementation Strategies:** The purpose of this section is to describe plans to use strategies to reduce energy consumption and improve energy efficiency. It is not expected that each agency will employ every strategy; rather, each strategy identified in E.O. 13123 is listed below to remind agency officials of the existence of these strategies and to encourage their use where practical and life-cycle cost effective. Agencies should provide highlights of activities under the following strategies that they plan to employ during FY 2007:

- Life-Cycle Cost Analysis
- Facility Energy Audits
- Financing Mechanisms
  - Energy-Savings Performance Contracts (ESPCs)
  - Utility Energy Services Contracts (UESCs).
- Use of ENERGY STAR<sup>®</sup> and Other Energy-Efficient Products
- ENERGY STAR<sup>®</sup> Buildings
- Sustainable Building Design
- Energy Efficiency in Lease Provisions
- Industrial Facility Efficiency Improvements
- Highly Efficient Systems, i.e., combined cooling, heating, and power
- Distributed Generation
- Electrical Load Reduction Measures

**TVA has implemented numerous energy management measures through its operation and maintenance activities and building retrofits. Through operations, maintenance and renovation, controls are placed on lighting and other energy consuming equipment, and inefficient lighting is replaced when these actions are determined to be life-cycle cost effective. TVA has also installed energy management control systems (EMCS) in the majority of its corporate facility space and considers the use of EMCS for all facilities when their use is life-cycle cost effective. Energy management measures will continue to be**



implemented through operations and maintenance activities and through the capital budget process during FY 2007.

As part of its operations and maintenance function, TVA has an emergency curtailment procedure which facilitates the reduction of energy use in its buildings during energy emergencies.

**A. Life-Cycle Cost Analysis:**

TVA's Energy Plan provides that life-cycle cost analysis will be used in making investment decisions regarding energy conservation measures.

**B. Facility Energy Audits:**

TVA has evaluated its building inventory for potential energy conservation measures. These facilities will be re-evaluated in accordance with the E.O. 13123 and TVA's Memorandum of Understanding with the EPA. Ongoing energy surveys and building assessments are planned for FY 2007.

**C. Financing Mechanisms including Energy Savings Performance Contracts (ESPCs) and Utility Energy Services Contracts (UESCs):**

Funding procedures for energy management and related environmental projects are reviewed through the IEMP and the AEMC. Recommendations and comments are submitted to the proper organizations. Projects for facilities are primarily funded through renovation, operation, maintenance, and modernization efforts. Projects covered under general operations are ranked for economic benefit compared to other TVA projects to determine funding availability and implementation status and are funded mainly through the capital budgeting process. TVA considers the use of ESPCs where cost effective and in the best interest of the agency and its customers. In consideration of UESCs, TVA is a utility.

**D. Use of ENERGY STAR<sup>®</sup> and Other Energy Efficient Products:**

TVA considers the purchase of ENERGY STAR and other energy efficient products whenever feasible. TVA will continue its efforts to buy materials that have positive environmental qualities during FY 2007.

**E. ENERGY STAR<sup>®</sup> Buildings:**

TVA's Energy Plan provides that TVA will strive, when cost-effective, to meet the ENERGY STAR Building criteria for energy performance and indoor environmental quality in its eligible facilities to the maximum extent practicable, as described by section 403(c) of E.O. 13123.

**F. Sustainable Building Design:**

TVA signed the "Federal Leadership in High Performance and Sustainable Buildings Memorandum of Understanding (MOU)" and plans to incorporate its guiding principles into major renovation and new construction efforts. The TVA standard

**process and procedure SPP-3.3 - Resource Efficient Building Design Process will also be used to support and guide TVA sustainable efforts under the MOU.**

**G. Energy Efficiency in Lease Provisions:**

**Where applicable, TVA will use model lease provisions based on those recommended by the GSA, and such provisions will be incorporated into new and renewed leases, provided they are cost-effective. The model lease provisions address energy and water efficiency.**

**H. Industrial Facility Efficiency Improvements:**

**TVA will continue its current activities to investigate areas for improvement in industrial facility efficiency during FY 2007.**

**I. Highly Efficient Systems:**

**TVA will continue to investigate ways to improve system efficiency and will look for options that include biomass through FY 2007.**

**J. Distributed Generation:**

**TVA is a utility; however, it does consider distributed generation when life-cycle cost effective.**

**K. Electrical Load Reduction Measures:**

**As part of its operation and maintenance function, TVA has an emergency curtailment procedure which facilitates the reduction of energy use in its buildings during energy emergencies.**

## Attachment 5

### REPORTING UNITS AND CONVERSION FACTORS FOR FEDERAL ENERGY MANAGEMENT REPORTING

#### Standard Buildings/Facilities

#### Industrial, Laboratory, and Other Energy-Intensive Facilities

#### Exempt Facilities

<i>Fuel Type</i>	<i>Reporting Units</i>	<i>BTUs per Reporting Unit</i>	<i>Joules per Reporting Unit</i>	<i>GigaJoules (GJ) per Reporting Unit</i>
Electricity	Megawatt Hour (MWH)	3,412,000	3,599,660,000	3.59966
Fuel Oil	1,000 Gallons	138,700,000	146,328,500,000	146.3285
Natural Gas	1,000 Cubic Feet	1,031,000	1,087,705,000	1.087705
LPG/Propane	1,000 Gallons	95,500,000	100,752,500,000	100.7525
Coal	Short Ton	24,580,000	25,931,900,000	25.9319
Purchased Steam	Billion Btu (BBtu)	1,000,000,000	1,055,000,000,000	1,055.0
Other	Billion Btu (BBtu)	1,000,000,000	1,055,000,000,000	1,055.0

#### Vehicles/Equipment

<i>Fuel Type</i>	<i>Reporting Units</i>	<i>BTUs per Reporting Unit</i>	<i>Joules per Reporting Unit</i>	<i>GigaJoules (GJ) per Reporting Unit</i>
Auto Gas	1,000 Gallons	125,000,000	131,875,000,000	131.875
Diesel	1,000 Gallons	138,700,000	146,328,500,000	146.3285
LPG/Propane	1,000 Gallons	95,500,000	100,752,500,000	100.7525
Aviation Gas	1,000 Gallons	125,000,000	131,875,000,000	131.875
Jet Fuel	1,000 Gallons	130,000,000	137,150,000,000	137.150
Navy Special	1,000 Gallons	138,700,000	146,328,500,000	146.3285
Other	Billion Btu (BBtu)	1,000,000,000	1,055,000,000,000	1,055.0

#### Other Conversion Factors

100 Cubic Feet (Ccf) = 748 Gallons

1 Acre-Foot = 325,851 Gallons

1 Liter = 0.264 Gallons

1 Cubic Meter = 264 Gallons

## Attachment 6

### TVA Excluded Facility Inventory - FY2006

Following is a list of TVA's excluded buildings which include generation, transmission and related energy intensive activities. Energy reduction in these buildings has become increasingly more difficult given that the majority of the energy consumption in these buildings is largely attributed to process energy (generation and transmission of electricity). In recognition of the above and the fact that only so much can be done to make these buildings more efficient in a cost effective manner, TVA, in discussion with DOE, has excluded these buildings.

Building Name	City	State
ALF ALLEN FOSSIL PLANT	Memphis	TN
APH APALACHIA HYDRO PLANT	Ducktown	NC
APU ROCKHOUSE, BUCKEYE, BAGWELL PUMP HOUSE	Decatur	AL
APU WHITESIDE PUMP HOUSE	Decatur	AL
BFN BROWNS FERRY NUCLEAR PLANT	Decatur	AL
BGK ADAIRVILLE 69 KV SWITCH HOUSE	Adairville	AL
BGK BOWLING GREEN MICROWAVE	Bowling Green	KY
BGK BRISTOW	Bowling Green	KY
BGK BRISTOW 161 KV SWITCH HOUSE	Bristow	AL
BGK BURKESVILLE 69 KV SWITCH HOUSE	Burkesville	AL
BGK CADIZ 161 KV SWITCH HOUSE	Cadiz	KY
BGK CANEYVILLE 69 KV SWITCH HOUSE	Caneyville	AL
BGK CASKY 161 KV SWITCH HOUSE	Hopkinsville	KY
BGK CELINA 69 KV SWITCH HOUSE	Celina	AL
BGK EAST BOWLING GREEN 161 KV SWITCH HOUSE	Bowling Green	AL
BGK ELKTON 69 KV SWITCH HOUSE	Elkton	KY
BGK FOUNTAIN RUN 69 KV SWITCH HOUSE	Fountain Run	AL
BGK FRANKLIN 161 KV SWITCH HOUSE	Franklin	KY
BGK GLASGOW 161 KV SWITCH HOUSE	Glasgow	AL
BGK HARTSVILLE NUC PLANT CONST 69 KV SWITCH H	Hartsville	AL
BGK HOLLIS CHAPEL MICROWAVE	Hollis Chapel	KY
BGK HOPKINSVILLE 161 KV SWITCH HOUSE	Hopkinsville	KY
BGK HOPSON 69 KV SWITCH HOUSE	Hopson	KY
BGK LAFAYETTE DISTRICT SWITCH HOUSES	Lafayette	AL
BGK LOGAN ALUMINUM 161 KV SWITCHHOUSE	Russellville	KY
BGK MONTICELLO 69 KV SWITCH HOUSE	Monticello	AL
BGK ORLINDA 69 KV SWITCH HOUSE	Orlinda	AL
BGK PENCHEM 69 KV SWITCH HOUSE	Pencham	KY
BGK PORTLAND 161 KV SWITCH HOUSE	Portland	TN
BGK ROSINE 69 KV SWITCH HOUSE	Rosine	AL
BGK RUSSELLVILLE SWITCH HOUSES	Russellville	AL
BGK SCOTTSVILLE 161 KV SWITCH HOUSE	Scottsville	AL
BGK SOUTH BOWLING GREEN 161 KV SWITCH HOUSE	Bowling Green	AL
BGK SUMMER SHADE 161 KV SWITCH HOUSE	Summer Shade	KY
BGK TOMPKINSVILLE 69 KV SWITCH HOUSE	Tompkinsville	AL

BGK WESTMORELAND 161 KV SWITCH HOUSE	Westmoreland	AL
BLN BELLEFONT NUCLEAR PLANT	Hollywood	AL
BOH BOONE HYDRO PLANT	Spurgeon	TN
BRF BULL RUN FOSSIL PLANT	Clinton	TN
BRH BLUE RIDGE HYDRO PLANT	Blue Ridge	GA
CBT BELFAST 161 KV PUMP HOUSE	Columbia	TN
CBT BELFAST 161 KV SWITCH HOUSE	Belfast	TN
CBT CENTERVILLE SWITCH HOUSE	Centerville	TN
CBT CLIFTON CITY 69 KV SWITCH HOUSE	Clifton City	TN
CBT COLLINWOOD 69 KV SWITCH HOUSE	Collinwood	TN
CBT COLUMBIA SWITCH HOUSES & PUMP HOUSE	Columbia	TN
CBT CORNERSVILLE 46 KV SWITCH HOUSE	Cornersville	TN
CBT CULLEOKA 46 KV SWITCH HOUSE	Culleoka	TN
CBT ELKTON 46 KV SWITCH HOUSE	Elkton	TN
CBT ETHRIDGE - VHF RADIO	Ethridge	TN
CBT HOHENWALD 161 KV SWITCH HOUSE	Hohenwald	TN
CBT JINGO 161 KV SWITCH HOUSE	Jingo	TN
CBT LAWRENCEBURG SWITCH HOUSES	Lawrenceburg	TN
CBT LEWISBURG SWITCH HOUSES	Lewsburg	TN
CBT LINDEN 69 KV SWITCH HOUSE	Linden	TN
CBT LORETTO 46 KV SWITCH HOUSE	Loretto	TN
CBT MAURY 500 KV SWITCH HOUSE	Maury	TN
CBT MONSANTO 161 KV SWITCH HOUSE	N/A	TN
CBT MONSANTO 46 KV SWITCH HOUSE	N/A	TN
CBT MOUNT PLEASANT SWITCH HOUSES	Mount Pleasant	TN
CBT NORTH COLUMBIA 46 KV SWITCH HOUSE	North Columbia	TN
CBT ONLY 161 KV SWITCH HOUSE	Only	TN
CBT PULASKI SWITCH HOUSES	Pulaski	TN
CBT SATURN 161 KV SWITCH HOUSE	Spring Hill	TN
CBT SPRING HILL MICROWAVE	Spring Hill	TN
CBT VICTOR SWITCH HOUSE	N/A	TN
CBT WAYNESBORO SWITCH HOUSES	Waynesboro	TN
CBT WEST COLUMBIA SWITCH HOUSES	Columbia	TN
CBT WILLIAMSPORT 46 KV SWITCH HOUSE	WilliamSPORT	TN
CBT WRIGLEY 69 KV SWITCH HOUSE	Wrigley	TN
CCK GILBERTSVILLE SWITCH HOUSES	Gilbertsville	KY
CHC CAPACITORS AND OTHER	Chickmauga	TN
CHC CATOOSA 161 KV SWITCH HOUSE	Catoosa	TN
CHC CHATTANOOGA SWITCH HOUSES & MICROWAVE	Chattanooga	TN
CHC COALMONT SWITCH HOUSE & COMMUNICATION	Coalmont	TN
CHC COOPER HEIGHTS	Cooper Heights	TN
CHC DAYTON 161 KV SWITCH HOUSE	Dayton	TN
CHC DAYTON DISTRICT 69 KV SWITCH HOUSE	Dayton	TN
CHC HALETOWN 69 KV SWITCH HOUSE	Haletown	TN
CHC JASPER TELE	Jasper	TN
CHC LOOKOUT MOUNTAIN RADIO	Lookout Mountain	TN
CHC MOBILE & PORTABLE CAP. & GRD	Chattanooga	TN
CHC MONTLAKE MICROWAVE	Signal Mountain	TN
CHC OGLETHORPE 161 KV SWITCH HOUSE	Oglethorpe	GA
CHC RACCOON MTN MICROWAVE	Tiftonia	TN
CHC SEQUOYAH TRAINING RADIO	Soddy Daisy	TN
CHC SIGNAL MOUNTAIN MICROWAVE	Signal Mountain	TN

CHC STEPHENSVILLE MICROWAVE	Stephensville	GA
CHC TAYLORS RIDGE	N/A	TN
CHC TILTON 115 KV	Tilton	TN
CHC TRENTON MICROWAVE	Trenton	TN
CHC VOLTAGE/CURRENT TRANSFORMERS	Chattanooga	TN
CHH CHICKAMAUGA HYDRO PLANT	Chattanooga	TN
COF COLBERT FOSSIL PLANT	Tuscumbia	AL
CTH CHATUGE HYDRO PLANT	Jefferson City	TN
CUF CUMBERLAND FOSSIL PLANT	Cumberland City	TN
CVT ANDERSON MICROWAVE	Anderson	TN
CVT APH 161 KV SWITCH HOUSE	Ducktown	NC
CVT ATHENS 161 KV SWITCH HOUSE	Athens	TN
CVT BENTON 69 KV SWITCH HOUSE	Benton	TN
CVT BLAIRSVILLE 69 KV SWITCH HOUSE	Blairsville	TN
CVT BLUE RIDGE HYDRO PLANT 69 KV SWITCH HOUSE	Blue Ridge	TN
CVT BOWATER 161 KV SWITCH HOUSE	N/A	TN
CVT BRAWLEY MTN MICROWAVE/RADIO	Brawley	TN
CVT BYRDSTOWN 69 KV SWITCH HOUSE	Byrdstown	TN
CVT CHARLESTON SWITCH HOUSES	Charleston	TN
CVT CHATUGE HYDRO PLANT 69 KV SWITCH HOUSE	N/A	TN
CVT COPPER BASIN 161 KV SWITCH HOUSE	Hayesville	NC
CVT COPPER BASIN COMM	Copper Basin	TN
CVT COTTONPORT RADIO	Cottonport	TN
CVT CRAB ORCHARD 69 KV SWITCH HOUSE	Crab Orchard	TN
CVT CROSSVILLE SWITCH HOUSE & RADIO	Crossville	TN
CVT DECATUR 69 KV SWITCH HOUSE	Decatur	TN
CVT DELANO 26 KV SWITCH HOUSE	Delano	TN
CVT EAST CLEVELAND SWITCH HOUSE & COMMUNICATION	Cleveland	TN
CVT EAVES BLUFF MICROWAVE/RADIO	Decatur	TN
CVT ELLIS MOUNTAIN MICROWAVE	N/A	TN
CVT ENGLEWOOD 69 KV SWITCH HOUSE	Englewood	TN
CVT EPWORTH 69 KV SWITCH HOUSE	Epworth	TN
CVT ETOWAH SWITCH HOUSE 69 KV SWITCH HOUSE	Etowah	TN
CVT FRIENDSVILLE 69 KV SWITCH HOUSE	Briendsville	TN
CVT GEORGETOWN 69 KV SWITCH HOUSE	Georgetown	TN
CVT GRANDVIEW RADIO/MICROWAVE	Grandview	TN
CVT GRIMSLEY 69 KV SWITCH HOUSE	Grimsley	TN
CVT HARRISON BAY 161 KV SWITCH HOUSE	N/A	TN
CVT HAYESVILLE 69 KV SWITCH HOUSE	Hayesville	TN
CVT HIWASSEE HYDRO PLANT 161 KV SWITCH HOUSE	N/A	TN
CVT HIWASSEE MICROWAVE	N/A	TN
CVT HOPEWELL 69 KV SWITCH HOUSE	Hopewell	TN
CVT JAMESTOWN 69 KV SWITCH HOUSE	Jamestown	TN
CVT JENA 69 KV SWITCH HOUSE	N/A	TN
CVT KIE 238 RADIO	N/A	TN
CVT LANG STREET 69 KV SWITCH HOUSE	N/A	TN
CVT LOUDON SWITCH HOUSES	Loudon	TN
CVT MADISONVILLE 69 KV SWITCH HOUSE	Madisonville	TN
CVT MARBLE 69 KV SWITCH HOUSE	Marble	TN
CVT MAYLAND 69 KV SWITCH HOUSE	Mayland	TN
CVT MCDONALD 69 KV SWITCH HOUSE	McDonald	TN
CVT MONTEREY 161 KV SWITCH HOUSE	Monterey	TN

CVT MURPHY 161 KV SWITCH HOUSE	Murphy	NC
CVT NIOTA 69 KV SWITCH HOUSE	Niota	TN
CVT NOTTELY HYDRO PLANT 69 KV SWITCH HOUSE	Blairsville	GA
CVT OCOEE SWITCH HOUSES	Ocoee	TN
CVT OSWALD DOME MICROWAVE	Reliance	TN
CVT POND CREEK - FIBRE OPTIC	N/A	TN
CVT RICEVILLE 69 KV SWITCH HOUSE	Riceville	TN
CVT ROCKWOOD SWITCH HOUSES	Rockwood	TN
CVT ROOSEVELT MT MICROWAVE	Rosevelt Mt	TN
CVT SOUTH ATHENS 69 KV SWITCH HOUSE	Athens	TN
CVT SOUTH CLEVELAND 161 KV SWITCH HOUSE	Cleveland	TN
CVT SPRING CITY 161 KV SWITCH HOUSE	Spring City	TN
CVT SPRING CITY SWITCH HOUSES	Spring City	TN
CVT STALEY 161 KV SWITCH HOUSE	Staley	TN
CVT SWEETWATER SWITCH HOUSES	Sweetwater	TN
CVT TELICO DISTRICT 69 KV SWITCH HOUSE	Tellico	TN
CVT TEN MILE 161 KV SWITCH HOUSE	Ten Mile	TN
CVT WAUCHECHA BALD RADIO	N/A	TN
CVT WHITE OAK MOUNTAIN RADIO	White Oak	TN
CVT WOOD GROVE 69 KV SWITCH HOUSE	Wood Grove	TN
DGH DOUGLAS HYDRO PLANT	Dandridge	TN
EST ANDERSON 46 KV SWITCH HOUSE	Anderson	TN
EST BLANCHE 46 KV SWITCH HOUSE	Blanche	TN
EST COWAN 46 KV SWITCH HOUSE	Cowan	TN
EST FAYETTEVILLE SWITCH HOUSES	Fayetteville	TN
EST FLINTVILLE 46 KV SWITCH HOUSE	Flintville	TN
EST HILLSBORO 46 KV SWITCH HOUSE	Hillsboro	TN
EST LYNCHBURG 46 KV SWITCH HOUSE	Lynchburg	TN
EST NORTH TULLAHOMA 161 KV SWITCH HOUSE	Tullahoma	TN
EST ORME MOUNTAIN MICROWAVE	N/A	TN
EST PARK CITY 46 KV SWITCH HOUSE	Park City	TN
EST PETERSBURG 46 KV SWITCH HOUSE	Petersburg	TN
EST SEWANEE SWITCH HOUSE & MICROWAVE	Sewanee	TN
EST SHERWOOD 46 KV SWITCH HOUSE	Sherwood	TN
EST WINCHESTER SWITCH HOUSES	Winchester	TN
ESTILL SPRINGS 46 KV SWITCH HOUSE	Estill Springs	TN
EZT WELLHOUSE (WATAUGA DAM)	Elizabethton	TN
FNH FONTANA HYDRO PLANT	Fontana Village	NC
FPH FORT PATRICK HENRY	Kingsport	TN
FTL FORT LOUDON HYDRO PLANT	Lenoir City	TN
GAF GALLATIN FOSSIL PLANT	Gallatin	TN
GEK CADIZ DISTRICT 69 KV SWITCH HOUSE	Cadiz	KY
GEK CERULEAN 69 KV SWITCH HOUSE	Cerulean	KY
GEK DUNMOR 69 KV SWITCH HOUSE	Dunmor	KY
GEK EDGOTEN 161 KV SWITCH HOUSE	Edgoton	KY
GEK ELKTON HILL RADIO/MICROWAVE	Elkton Hill	KY
GEK GREENVILLE RADIO	Greenville	KY
GEK HOPKINSVILLE SWITCH HOUSE & MICROWAVE	Hopkinsville	KY
GEK KIRKMANSVILLE 69 KV SWITCH HOUSE	Kirkmansville	KY
GEK LYON 69 KV SWITCH HOUSE	Lyon	KY
GEK PARADISE FOSSIL PLANT 500 KV	Drakesboro	KY
GEK PEEDEE 69 KV SWITCH HOUSE	Peedee	KY

GEK PEMBROKE 69 KV SWITCH HOUSE	Pembroke	KY
GEK PRINCETON 161 KV SWITCH HOUSE	Princeton	KY
GFH GREAT FALLS HYDRO PLANT	Great Falls	TN
GUH GUNTERSVILLE HYDRO PLANT	Guntersville	AL
HDC HARTSVILLE N.P. 161KV SWITCH HOUSE	Hartsville	TN
HIH HIWASSEE HYDRO PLANT	Murphy	NC
HTA ADDISON 161 KV SWITCH HOUSE	Addison	AL
HTA ALBERTVILLE SWITCH HOUSES	Albertville	AL
HTA ALPHA 69 KV SWITCH HOUSE	Ft. Payne	AL
HTA ARAB SWITCH HOUSES & TELE	Arab	AL
HTA ARDMORE 161 KV SWITCH HOUSE	Ardmore	AL
HTA ASBURY RADIO	Asbury	AL
HTA ATHENS SWITCH HOUSES & TELE	Athens	AL
HTA BELLE MINA 46 KV SWITCH HOUSE	Belle Mina	AL
HTA BOAZ 46 KV SWITCH HOUSE	Boaz	AL
HTA BREMEN 46 KV SWITCH HOUSE	Bremen	AL
HTA BRINDLEY 46 KV SWITCH HOUSE	Brindley	AL
HTA BRYANT 161 KV SWITCH HOUSE	Bryant	AL
HTA COLLINSVILLE 161 KV SWITCH HOUSE	Collinsville	AL
HTA COURTLAND 46 KV SWITCH HOUSE	Courtland	AL
HTA CULLMAN SWITCH HOUSE & RADIO	Cullman	AL
HTA DANVILLE 46 KV SWITCH HOUSE	Danville	AL
HTA DECATUR 161 KV SWITCH HOUSE	Decatur	AL
HTA FABIUS MICROWAVE	Jackson Co.	AL
HTA FAIRVIEW 46 KV SWITCH HOUSE	Fairview	AL
HTA FALKVILLE 46 KV SWITCH HOUSE	Falkville	AL
HTA FARLEY SWITCH HOUSE & TELE	Farley	AL
HTA FINLEY 161 KV SWITCH HOUSE	Finley	AL
HTA FLINT 46 KV SWITCH HOUSE	Flint	AL
HTA FULTONDALE 115 KV SWITCH HOUSE	Fultondale	AL
HTA GERALDINE 46 KV SWITCH HOUSE	Geraldine	AL
HTA GOOSE POND 161 KV SWITCH HOUSE	Scottsboro	AL
HTA GROVE OAK 46 KV SWITCH HOUSE	Grove Oak	AL
HTA GUNTERSVILLE 161 KV SWITCH HOUSE	Guntersville	AL
HTA HANCEVILLE SWITCH HOUSES	Hanceville	AL
HTA HANEY 161 KV SWITCH HOUSE	Haney	AL
HTA HARTSELLE SWITCH HOUSES	Hartselle	AL
HTA HENEGAR 161 KV SWITCH HOUSE	Henegar	AL
HTA HOLLY POND 46 KV SWITCH HOUSE	Holly Pond	AL
HTA HUNTSVILLE 161 KV SWITCH HOUSE	Huntsville	AL
HTA HUNTSVILLE SWITCH HOUSES & MICROWAVES	Huntsville	AL
HTA JONES CHAPEL 46 KV SWITCH HOUSE	Jones Chapel	AL
HTA LAMBERT CHAPEL MICROWAVE	Jackson Co.	AL
HTA LIMESTONE 500 KV SWITCH HOUSE	Limestone	AL
HTA MADISON 500 KV PUMP HOUSE	Madison	AL
HTA MONSANTO CHEMICAL 161 KV SWITCH HOUSE	Madison	AL
HTA MORGAN 46 KV SWITCH HOUSE	Morgan	AL
HTA MOULTON 161 KV SWITCH HOUSE	Moulton	AL
HTA MOULTON DISTRICT 46 KV SWITCH HOUSE	Moulton	AL
HTA MOUNT HOPE 46 KV SWITCH HOUSE	Mount Hope	AL
HTA MOUNT ROSZELL 46 KV SWITCH HOUSE	Mount Roszell	AL
HTA NANCE 161 KV SWITCH HOUSE	Courtland	AL



HTA PENCE 46 KV SWITCH HOUSE	Pence	AL
HTA POPLAR CREEK 46 KV SWITCH HOUSE	Poplar Creek	AL
HTA PRICEVILLE 161 KV SWITCH HOUSE	Priceville	AL
HTA PRICEVILLE 46 KV SWITCH HOUSE	Priceville	AL
HTA RED BAY 161 KV SWITCH HOUSE	Red Bay	AL
HTA REYNOLDS 161 KV SWITCH HOUSE	Lister Hill	AL
HTA SCOTTSBORO 161 KV SWITCH HOUSE	Scottsboro	AL
HTA SECTION 46 KV SWITCH HOUSE	Section	AL
HTA SHOALS 161 KV SWITCH HOUSE	Sheffield	AL
HTA SOUTH CULLMAN 46 KV SWITCH HOUSE	South Cullman	AL
HTA STEVENSON 161 KV SWITCH HOUSE	Stevenson	AL
HTA THORTON TOWN MICROWAVE	Rogersville	AL
HTA TOWN CREEK 46 KV SWITCH HOUSE	Town Creek	AL
HTA TRINITY 500 KV PUMP HOUSE	Trinity	AL
HTA TRINITY 500 KV SWITCH HOUSE	Decatur	AL
HTA TRINITY TELE	Trinity	AL
HTA UNION GROVE 46 KV SWITCH HOUSE	Union Grove	AL
HTA VALLEY CREEK 115 KV SWITCH HOUSE	Bessemer	AL
HTA WHEELER HYDRO PLANT 161 KV SWITCH HOUSE	Town Creek	AL
HTA WILSON MOUNTAIN RADIO	Muscle Shoals	AL
JCT FINGER	Finger	TN
JCT JACKSON 500 KV SWITCH HOUSE	Oakfield	TN
JCT LIGHTFOOT 69 KV SWITCH HOUSE	Lightfoot	TN
JCT NEW CASTLE MICROWAVE	New Castle	TN
JCT ROCK SPRINGS MICROWAVE	Rock Springs	TN
JCT SAVANNAH 161 KV SWITCH HOUSE	Savannah	TN
JCT SELMER 161KV SWITCH HOUSE	Selmer	TN
JCT SOUTH JACKSON	Jackson	TN
JCT TRACE PARK MICROWAVE	Trace Park	TN
JKT ADAMSVILLE 69 KV SWITCH HOUSE	Adamsville	TN
JKT ALAMO 161 KV SWITCH HOUSE	Alamo	TN
JKT BELLS 69 KV SWITCH HOUSE	Bells	TN
JKT BETHEL SPRINGS 69 KV SWITCH HOUSE	Bethel Springs	TN
JKT BOLIVAR SWITCH HOUSES	Bolivar	TN
JKT BROADVIEW MICROWAVE	Broadview	TN
JKT BROWNSVILLE 161 KV SWITCH HOUSE	Brownsville	TN
JKT CHESTERFIELD TELE	Chesterfield	TN
JKT DOUBLE BRIDGES 161 KV SWITCH HOUSE	N/A	TN
JKT DYERSBURG 161 KV SWITCH HOUSE	Dyersburg	TN
JKT HALLS 69 KV SWITCH HOUSE	Halls	TN
JKT HENDERSON 161 KV SWITCH HOUSE	Henderson	TN
JKT HUMBOLDT 161 KV SWITCH HOUSE	Humboldt	TN
JKT JACKS CREEK 46 KV SWITCH HOUSE	Jacks Creek	TN
JKT JACKSON SWITCH HOUSE	Jackson	TN
JKT LEXINGTON 69 KV SWITCH HOUSE	Lexington	TN
JKT LUKA SWITCH HOUSE & MICROWAVE	Luka	TN
JKT MIDDLE 69 KV SWITCH HOUSE	Middle	TN
JKT MILAN SWITCH HOUSES	Milan	TN
JKT MILLEDGEVILLE 69 KV SWITCH HOUSE	Milledgeville	TN
JKT MONTGOMERY DISTRICT 69 KV SWITCH HOUSE	Montgomery	TN
JKT MORRIS 69 KV SWITCH HOUSE	Morris	TN
JKT MT. PETER	N/A	TN

JKT NATIONAL GUARD	N/A	TN
JKT NEWCASTLE MICROWAVE	Newcastle	TN
JKT NIXON 69 KV SWITCH HOUSE	Nixson	TN
JKT NORTON HILL MICROWAVE	Norton Hill	TN
JKT PARSONS 69 KV SWITCH HOUSE	Parsons	TN
JKT RAMER 161 KV SWITCH HOUSE	Ramer	TN
JKT RIPLEY 161 KV SWITCH HOUSE	Ripley	TN
JKT ROLLINS 46 KV SWITCH HOUSE	Rollins	TN
JKT SAULSBURY 46 KV SWITCH HOUSE	Saulsbury	TN
JKT SELMER SWITCH HOUSE & TELE	Selmer	TN
JKT SOUTH JACKSON SWITCH HOUSE & MICROWAVE	Jackson	TN
JKT TOONE 46 KV SWITCH HOUSE	Toone	TN
JKT TRENTON 69 KV SWITCH HOUSE	Trenton	TN
JKT TULU 69 KV SWITCH HOUSE	Tulu	TN
JKT WHITEVILLE 46 KV SWITCH HOUSE	Whiteville	TN
JOF JOHNSONVILLE FOSSIL PLANT	New Johnsonville	TN
JOT BANNER ELK 69 KV SWITCH HOUSE	Banner Elk	TN
JOT BEAN STATION 69 KV SWITCH HOUSE	Bean Station	TN
JOT BLUFF CITY PUMP & SWITCH HOUSE	Bluff City	TN
JOT BOONE HYDRO PLANT 161 KV	Surgeon	TN
JOT BULLS GAP 69 KV SWITCH HOUSE	Bulls Gap	TN
JOT BUNKER HILL - GEN	Bunker Hill	TN
JOT BUNKER HILL MICROWAVE	Rogersville	TN
JOT CHURCH HILL SWITCH HOUSE & MICROWAVE	Church Hill	TN
JOT COLONIAL HEIGHTS 69 KV SWITCH HOUSE	Colonial Heights	TN
JOT COSBY 161 KV SWITCH HOUSE	Cosby	TN
JOT CRANBERRY 161 KV SWITCH HOUSE	Cranberry	TN
JOT DANDRIDGE 69 KV SWITCH HOUSE	Dandridge	TN
JOT EAST NEWPORT 69 KV SWITCH HOUSE	Newport	TN
JOT ELIZABETHTON SWITCH HOUSES	Elizabethton	TN
JOT ELIZABETHTON SWITCH HOUSES & TELE	Elizabethton	TN
JOT ERWIN 69 KV SWITCH HOUSE	Erwin	TN
JOT FITTS GAP 69 KV SWITCH HOUSE	Fitts Gap	TN
JOT FPH 69 KV SWITCH HOUSE	Kingsport	TN
JOT GRAY 69 KV SWITCH HOUSE	Gray	TN
JOT GREENEVILLE IND PARK 161 KV SWITCH HOUSE	Greeneville	TN
JOT GREENLAND 69 KV SWITCH HOUSE	Greenland	TN
JOT HAMPTON 161 KV SWITCH HOUSE	Hampton	TN
JOT HOLSTON RADIOS	Carter County	TN
JOT JOHN SEVIER FOSSIL PLANT 161 KV SWITCH HO	Rogersville	TN
JOT JOHNSON CITY SWITCH HOUSES	Johnson City	TN
JOT JONESBORO 69 KV SWITCH HOUSE	Jonesboro	TN
JOT JUG 69 KV SWITCH HOUSE	N/A	TN
JOT LOCUST SPRINGS 69 KV SWITCH HOUSE	Locust Springs	TN
JOT LOWLAND 69 KV SWITCH HOUSE	Lowland	TN
JOT MILLIGAN COLLEGE 69 KV SWITCH HOUSE	Milligan	TN
JOT MITCHELL 69 KV SWITCH HOUSE	Mitchell	TN
JOT MORRISTOWN SWITCH HOUSES & MICROWAVE	Morristown	TN
JOT MOUNTAIN CITY 69 KV SWITCH HOUSE	Mountain City	TN
JOT NEWLAND 69 KV SWITCH HOUSE	Newland	TN
JOT NEWPORT SWITCH HOUSES	Newport	TN
JOT NOLICHUCKY HYDRO PLANT 69 KV SWITCH HOUSE	N/A	TN

JOT NORTH BRISTOL 161 KV SWITCH HOUSE	Bristol	TN
JOT OAK GROVE 69 KV SWITCH HOUSE	Oak Grove	TN
JOT PANDORA 69 KV SWITCH HOUSE	Pandora	TN
JOT PINEY FLATS 69 KV SWITCH HOUSE	Piney Flats	TN
JOT POWER STORES - JCTY	N/A	TN
JOT ROGERSVILLE SWITCH HOUSE & MICROWAVE	Rogersville	TN
JOT RUTHTON 69 KV SWITCH HOUSE	Ruthton	TN
JOT RUTLEDGE 69 KV SWITCH HOUSE	Rutledge	TN
JOT SOUTH HOLSTON HYDRO PLANT 69 KV SWITCH HO	Bristol	TN
JOT SOUTHEAST JOHNSON CITY 69 KV SWITCH HOUSE	Johnson City	TN
JOT SULLIVAN 500 KV PUMP HOUSE	Piney Flats	TN
JOT SULLIVAN SWITCH HOUSE & COMMUNICATION	Sullivan	TN
JOT SURGOINSVILLE SWITCH HOUSES	Surgoinsville	TN
JOT TANGLEWOOD 69 KV SWITCH HOUSE	Tanglewood	TN
JOT TUSCULUM SWITCH HOUSE & TELE	Tusculum	TN
JOT WASHINGTON COLLEGE 69 KV SWITCH HOUSE	Jonesborough	TN
JOT WHITE PINE 161 KV SWITCH HOUSE	White Pine	TN
JOT WINNER 69 KV SWITCH HOUSE	Winner	TN
JSF JOHN SEVIER FOSSIL PLANT	Rogersville	TN
JTN ATOKA 161 KV SWITCH HOUSE	Atoka	TN
JTN CORDOVA 500 KV PUMP HOUSE	Cordova	TN
JTN COVINGTON COMM	Covington	TN
JTN DANCYVILLE 161 KV SWITCH HOUSE	Dancyville	TN
JTN FREEPORT 500 KV SWITCH HOUSE	Freeport	TN
JTN MASON 69 KV SWITCH HOUSE	Mason	TN
JTN MEMPHIS PUMP & SWITCH HOUSES & TELE	Memphis	TN
JTN MILLER SWITCH HOUSES	Miller	TN
KCT KEMPER CUMBUSTION TURBINE	Scooba	MS
KIF KINGSTON FOSSIL PLANT	Kingston	TN
KXT ALCOA TELE	Alcoa	TN
KXT ANDERSONVILLE SWITCH HOUSE & MICROWAVE	Andersonville	TN
KXT BLOCKHOUSE 69 KV SWITCH HOUSE	N/A	TN
KXT CARYVILLE 161 KV SWITCH HOUSE	Caryville	TN
KXT CHANDLER 161 KV SWITCH HOUSE	Chandler	TN
KXT CHEROKEE HYDRO PLANT 161 KV SWITCH HOUSE	Jefferson City	TN
KXT COMBS KNOB MICROWAVE	Combs Knob	TN
KXT DOUGLAS HYDRO PLANT 161 KV SWITCH HOUSE	Dandridge	TN
KXT DUNCAN 69 KV SWITCH HOUSE	Duncan	TN
KXT FNH SWITCH HOUSE & RADIO	Fontana Village	NC
KXT FTL PLANT 161 KV SWITCH HOUSE	N/A	TN
KXT GREEN TOP MOUNTAIN MICROWAVE	N/A	TN
KXT HARRIMAN SWITCH HOUSES & MICROWAVE	Harriman	TN
KXT HUNTSVILLE 161 KV STORAGE	Huntsville	TN
KXT JEFFERSON CITY 69 KV SWITCH HOUSE	Jefferson City	TN
KXT KINGSTON SWITCH HOUSES	Kingston	TN
KXT KNOXVILLE SWITCH HOUSES & MICROWAVE	Knoxville	TN
KXT LAFOLLETTE SWITCH HOUSES & TELE	Lafollette	TN
KXT LENOIR CITY 69 KV SWITCH HOUSE	Lenoir City	TN
KXT LONSDALE COMM	Lonsdale	TN
KXT MARYVILLE 69 KV SWITCH HOUSE	Maryville	TN
KXT NORRIS HYDRO PLANT 161 KV SWITCH HOUSE	Norris	TN
KXT NORTH GATLINBURG 161 KV SWITCH HOUSE	Gatlinburg	TN

KXT ONEIDA 69 KV SWITCH HOUSE	Oneida	TN
KXT PIGEON FORGE 161 KV SWITCH HOUSE	Pigeon Forge	TN
KXT PINEVILLE 161 KV SWITCH HOUSE	Pineville	TN
KXT POWER STORES - KNOX	Knoxville	TN
KXT SEVIERVILLE 69 KV SWITCH HOUSE	Sevierville	TN
KXT SHOOKES GAP	Shooks Gap	TN
KXT SPEEDWELL 69 KV SWITCH HOUSE	Speedwell	TN
KXT SUNBRIGHT 69 KV SWITCH HOUSE	Sunbright	TN
KXT TWIN TOWERS MICROWAVE	N/A	TN
KXT WARTBURG 69 KV SWITCH HOUSE	Wartburg	TN
KXT WESTBOURNE 69 KV SWITCH HOUSE	Westbourne	TN
KXT WILDWOOD 69 KV SWITCH HOUSE	Wildwood	TN
KYH KENTUCKY HYDRO PLANT	Gilbertsville	KY
LCT BROWNSVILLE PLANT	Brownsville	TN
MFK BENTON 161 KV SWITCH HOUSE	Benton	KY
MFK BENTON CITY 69 KV SWITCH HOUSE	Benton	KY
MFK CALVERT 161 KV SWITCH HOUSE & TELE	Calvert City	KY
MFK CLINTON 161 KV SWITCH HOUSE	Clinton	KY
MFK COLDWATER 69 KV SWITCH HOUSE	Coldwater	KY
MFK EAST MURRAY 69 KV SWITCH HOUSE	Murry	KY
MFK FULTON 69 KV SWITCH HOUSE	Fulton	KY
MFK GRAND RIVER RADIO/MICROWAVE	Grand Rivers	KY
MFK HARDIN 69 KV SWITCH HOUSE	Hardin	KY
MFK HICKMAN 69 KV SWITCH HOUSE & MICRO	Hickman	KY
MFK HICKORY GROVE 69 KV SWITCH HOUSE	Hickory Grove	KY
MFK HORNBEAK RADIO/MICROWAVE	Hornbeak	KY
MFK LYNN GROVE MICROWAVE	Lynn Grove	KY
MFK MARSHALL 500 KV SWITCH HOUSE	Calvert City	KY
MFK MARTIN STEAM PLANT	Martin	KY
MFK MARTIN SWITCH HOUSE & RADIO	Martin	TN
MFK MAYFIELD SWITCH HOUSES & RADIO	Mayfield	KY
MFK MILBURN 69 KV SWITCH HOUSE	Milburn	KY
MFK MOSCOW 161 KV SWITCH HOUSE	Moscow	KY
MFK MURRAY SWITCH HOUSES & TELE	Murray	KY
MFK NATIONAL CARBIDE 161 KV SWITCH HOUSE	Calvert City	KY
MFK PADUCAH SWITCH HOUSE & TELE	Paducah	KY
MFK PILOT OAK 69 KV SWITCH HOUSE	Pilot Oak	KY
MFK SHAWNEE REPEATER STATION	West Paducah	KY
MFK SOUTH CALVERT 161 KV SWITCH HOUSE	Calvert City	KY
MFK WEST MURRAY 69 KV SWITCH HOUSE	Murray	KY
MFT BEECH GROVE MICROWAVE	Beech Grove	TN
MFT EAST MCMINNVILLE 161 KV SWITCH HOUSE	McMinnville	TN
MFT EAST MURFREESBORO 161 KV SWITCH HOUSE	Murfreesboro	TN
MFT EAST SHELBYVILLE SWITCH HOUSES	Shelbyville	TN
MFT FRANKLIN 500 KV SWITCH HOUSE	Tullahoma	TN
MFT GREAT FALLS HYDRO PLANT 161 KV SWITCH HOU	Great Falls	TN
MFT LEBANON PUMP & SWITCH HOUSES	Lebanon	TN
MFT LIVINGSTON 161 KV SWITCH HOUSE	Livingston	TN
MFT MANCHESTER 161 KV SWITCH HOUSE	Manchester	TN
MFT MCMINNVILLE 161 KV SWITCH HOUSE	Mcminnville	TN
MFT MOBILE TRANSFORMER NO. 6 69 KV SWITCH HOU	N/A	TN
MFT MORRISON 161 KV SWITCH HOUSE	Morrison	TN

MFT MURFREESBORO SWITCH HOUSE & RADIO	Murfreesboro	TN
MFT RUSSELL HILL MICROWAVE	Russell Hill	TN
MFT SHELBYVILLE 46 KV SWITCH HOUSE	Shelbyville	TN
MFT SMITHVILLE SWITCH HOUSE & RADIO	Smithville	TN
MFT SMYRNA SWITCH HOUSE & TELE	Smyrna	TN
MFT SOUTH JACKSON 161 KV GENERATOR BLDG	Jackson	TN
MFT SPARTA SWITCH HOUSES	Sparta	TN
MFT TRIUNE 161 KV SWITCH HOUSE	Tuiune	TN
MFT TULLAHOMA 46 KV SWITCH HOUSE	Tullahoma	TN
MFT UNIONVILLE 46 KV SWITCH HOUSE	Unionville	TN
MFT WARTRACE 161 KV SWITCH HOUSE	Wartrace	TN
MFT WATERTOWN 161 KV SWITCH HOUSE	Watertown	TN
MFT WEST COOKEVILLE TELE	Cookeville	TN
MFT WILSON 500 KV SWITCH HOUSE	Mt. Juliet	TN
MFT WINCHESTER 161 KV SWITCH HOUSE	Winchester	TN
MFT WOODBURY 161 KV SWITCH HOUSE	Woodbury	TN
MHH MELTON HILL HYDRO PLANT	Oak Ridge	TN
NHD NOTTELY HYDRO PLANT	Blairsville	GA
NJH NICKAJACK HYDRO PLANT	So. Pittsburg	TN
NLC HYDRO PLANT	Greeneville	TN
NOH NORRIS HYDRO PLANT	Norris	TN
NSC ADAMS 69 KV SWITCH HOUSE	Adams	TN
NSC ASHLAND CITY 69 KV SWITCH HOUSE	Ashland City	TN
NSC BOGOTA 69 KV SWITCH HOUSE	Bogota	KY
NSC BRUCETON 69 KV SWITCH HOUSE	Bruceton	KY
NSC CAMDEN 161 KV SWITCH HOUSE	Camden	KY
NSC CENTRAL PIKE 161 KV SWITCH HOUSE	Central Pike	TN
NSC CHARLOTTE 69 KV SWITCH HOUSE	Charlotte	TN
NSC CLARKSVILLE SWITCH HOUSES & COMMUNICATION	Clarksville	TN
NSC CUMBERLAND CITY SWITCH HOUSES	Cumberland City	TN
NSC DAVIDSON 500 KV PUMP, SWITCH & TELE	Nashville	TN
NSC DICKSON SWITCH HOUSES & TELE	Dickson	TN
NSC DOVER 69 KV SWITCH HOUSE	Dover	TN
NSC DRESDEN 69 KV SWITCH HOUSE	Dresden	KY
NSC ERIN 161 KV SWITCH HOUSE	Erin	TN
NSC FRANKLIN 161 KV SWITCH HOUSE	Franklin	TN
NSC GLEASON 69 KV SWITCH HOUSE	Gleason	KY
NSC GREEN BRIER 69 KV SWITCH HOUSE	Green Brier	TN
NSC GREENFIELD 69 KV SWITCH HOUSE	Greenfield	KY
NSC HENDERSONVILLE 161 KV SWITCH HOUSE	H'Ville	TN
NSC HUNTINGDON SWITCH HOUSES	Huntingdon	KY
NSC KENTON 69 KV SWITCH HOUSE	Kenton	KY
NSC KINGSTON SPRINGS 161 KV SWITCH HOUSE	Kingston	TN
NSC LONE OAK 69 KV SWITCH HOUSE	Loan Oak	TN
NSC MCKENZIE 69 KV SWITCH HOUSE	McKenzie	KY
NSC MODEL MICROWAVE	N/A	TN
NSC MONTGOMERY PUMP HOUSE & RADIO	Montgomery	TN
NSC NASHVILLE SWITCH HOUSES & MICROWAVES	Nashville	TN
NSC NEW PROVIDENCE 69 KV SWITCH HOUSE	New Providence	TN
NSC NEWBERN 161 KV SWITCH HOUSE	Newbern	KY
NSC ORLINDA	Orlinda	TN
NSC PARIS 161 KV SWITCH HOUSE	Paris	KY

NSC PIN HOOK 500 KV SWITCH HOUSE & COMM	Pin Hook	TN
NSC PLEASANT VIEW 69 KV SWITCH HOUSE	Pleasant View	TN
NSC POMONA 161 KV SWITCH HOUSE	Pomona	TN
NSC RIDGELY 69 KV SWITCH HOUSE	Ridgely	KY
NSC RUTHERFORD 161 KV SWITCH HOUSE	Rutherford	KY
NSC SHADY GROVE 69 KV SWITCH HOUSE	Shady Grove	TN
NSC SPRINGFIELD SWITCH HOUSES & COMM	Springfield	TN
NSC TREZEVANT 69 KV SWITCH HOUSE	Trezevant	KY
NSC TROY 69 KV SWITCH HOUSE	Troy	KY
NSC UNION CITY SWITCH HOUSE & MICROWAVE	Union City	KY
NSC VANLEER MICROWAVE	Vanleer	TN
NSC WEAKLEY SWITCH HOUSE & MICROWAVE	Weakley	KY
NSC WHITE BLUFF 69 KV SWITCH HOUSE	White Bluff	TN
NSC WHITE HOUSE 69 KV SWITCH HOUSE	N/A	TN
OC1 HYDRO PLANT	Parksville	TN
OC2 HYDRO PLANT	Copperhill	TN
OC3 HYDRO PLANT	Copperhill	TN
PAF PARADISE FOSSIL PLANT	Drakesboro	KY
PHM ACKERMAN 69 KV SWITCH HOUSE	Ackerman	MS
PHM HANDLE 46 KV SWITCH HOUSE	Handle	MS
PHM LOUISVILLE 161 KV SWITCH HOUSE	Louisville	MS
PHM MACON 161 KV SWITCH HOUSE	Macon	MS
PHM NOXAPATER 161 KV SWITCH HOUSE	Noxapater	MS
PHM PHILADELPHIA SWITCH HOUSE & MICROWAVES	Philadelphia	MS
PHM SEBASTOPOLE 161 KV SWITCH HOUSE	Sebastopole	MS
PHM STURGIS DISTRICT 69 KV SWITCH HOUSE	Sturgis	MS
PKH PICKWICK HYDRO PLANT	Luka	TN
RAC ALTAMONT 69 KV SWITCH HOUSE	Altamont	TN
RAC COALMONT 161 KV SWITCH HOUSE	Coalmont	TN
RAC DUNLAP 69 KV SWITCH HOUSE	Dunlap	TN
RAC JASPER 161 KV SWITCH HOUSE	Jasper	TN
RAC KIMBALL 161 KV SWITCH HOUSE	Kimball	TN
RAC MONTEAGLE 69 KV SWITCH HOUSE	Monteagle	TN
RAC NICKAJACK HYDRO PLANT 161 KV SWITCH HOUSE	South Pittsburg	TN
RAC PALMER 69 KV SWITCH HOUSE	Palmer	TN
RAC PIKEVILLE 161 KV SWITCH HOUSE	Pikeville	TN
RAC RACCOON MOUNTAIN PUMPED STORAGE PLANT	Tiftonia	TN
SHF SHAWNEE FOSSIL PLANT	West Paducah	KY
SHH SOUTH HOLSTON HYDRO PLANT	Bristol	TN
SQN SEQUOYAH NUCLEAR PLANT	Soddy Daisy	TN
TFH TIMS FORD HYDRO PLANT	Winchester	TN
TPM AMORY SWITCH HOUSES	Amory	MS
TPM ASHLAND 46 KV SWITCH HOUSE	Ashland	MS
TPM BALDWIN 161 KV SWITCH HOUSE	Baldwyn	MS
TPM BATESVILLE 161 KV SWITCH HOUSE	Batesville	MS
TPM BELDEN 46 KV SWITCH HOUSE	Belden	MS
TPM BELMONT 46 KV SWITCH HOUSE	Belmont	MS
TPM BLUE MOUNTAIN 46 KV SWITCH HOUSE	Blue Mountain	MS
TPM BOONEVILLE SWITCH HOUSES	Booneville	MS
TPM BRUCE SWITCH HOUSES & MICROWAVE	Bruce	MS
TPM BURNSVILLE 161 KV SWITCH HOUSE	Burnsville	MS
TPM CHARLESTON 26 KV SWITCH HOUSE	Charleston	MS

TPM COFFEEVILLE 161 KV SWITCH HOUSE	Coffeeville	MS
TPM CORINTH SWITCH HOUSES	Corinth	MS
TPM CORNERSVILLE 46 KV SWITCH HOUSE	Ecru	MS
TPM ENTERPRISE 46 KV SWITCH HOUSE	Enterprise	MS
TPM FULTON SWITCH HOUSES	Fulton	MS
TPM GRAHAM - KIE 255	Graham	MS
TPM GRAHAM MICROWAVE	Union County	MS
TPM GUNTOWN 161 KV SWITCH HOUSE	Guntown	MS
TPM HICKORY FLAT 46 KV SWITCH HOUSE	Hickory Flat	MS
TPM HOLLY SPRINGS SWITCH HOUSE, MICRO. & TELE	Holly Springs	MS
TPM KIRKVILLE 46 KV SWITCH HOUSE	Kirkville	MS
TPM LAMAR ENG GEN	Lamar	MS
TPM LAMAR KIE 241	Lamar	MS
TPM NASA 161 KV SWITCH HOUSE	Iuka	MS
TPM NEW ALBANY SWITCH HOUSE & TELE	New Albany	MS
TPM NORTH SARDIS 161 KV SWITCH HOUSE	Sardis	MS
TPM NORTHEAST CORINTH 161 KV SWITCH HOUSE	Corinth	MS
TPM NORTHWEST TUPELO 46 KV SWITCH HOUSE	Tupelo	MS
TPM OKOLONA SWITCH HOUSES	Okolona	MS
TPM OXFORD 161 KV SWITCH HOUSE & TELE	Oxford	MS
TPM PONTOTOC 161 KV SWITCH HOUSE	Pontotoc	MS
TPM RIENZI 46 SWITCH HOUSE	Rienzi	MS
TPM RIPLEY 161 KV SWITCH HOUSE	Ripley	MS
TPM SARDIS 161 KV SWITCH HOUSE	Sardis	MS
TPM SHANNON 46 KV SWITCH HOUSE	Shannon	MS
TPM TERRAPIN MTN RADIO	Sardis	MS
TPM TISHOMINGO 46 KV SWITCH HOUSE	Tishomingo	MS
TPM TUPELO SWITCH HOUSES & COMMUNICATION	Tupelo	MS
TPM UNION SWITCH HOUSE & COMM	Union	MS
TPM WALNUT 46 KV SWITCH HOUSE	Walnut	MS
TPM WATER VALLEY 161 KV SWITCH HOUSE	Water Valley	MS
TPM WOODALL MOUNTAIN MICROWAVE	Iuka	MS
TPM YELLOW CREEK NP CONST 161 KV SWITCH HOUSE	N/A	MS
WAH WATAUGA HYDRO PLANT	Elizabethton	TN
WBF WATTS BAR FOSSIL PLANT	Spring City	TN
WBH WATTS BAR HYDRO PLANT	Spring City	TN
WBN WATTS BAR NUCLEAR PLANT	Spring City	TN
WCF WIDOWS CREEK FOSSIL PLANT	Bridgeport	AL
WEH WHEELER HYDRO PLANT	Town Creek	TN
WIH WILBUR HYDRO PLANT	Leighton	AL
WLH ABERDEEN SWITCH HOUSES & MICROWAVES	Aberdeen	MS
WLH CHEMICAL PLANT PS 46 KV SWITCH HOUSE	Lexington	AL
WLH LEIGHTON SWITCH HOUSES & RADIO	Leighton	AL
WLH TUSCUMBIA SWITCH HOUSES	Tuscumbia	AL
WLH WILSON HYDRO PLANT	Muscle Shoals	AL
WPM ARTESIA 46 KV SWITCH HOUSE	Bonicord	MS
WPM BOLIVAR	Caledonia	MS
WPM BONICORD	Bonicord	MS
WPM CALEDONIA 46 KV SWITCH HOUSE	Caledonia	MS
WPM CALHOUN CITY 161 KV SWITCH HOUSE	Covington	MS
WPM COLUMBUS AIR FORCE BASE 46 KV SWITCH HOUS	Clarksburg	MS
WPM COLUMBUS DISTRICT 46 KV SWITCH HOUSE	Columbus	MS

WPM COLUMBUS SWITCH HOUSES & MICROWAVES	Columbus	MS
WPM COUNCE 161 KV SWITCH HOUSE	Counce	TN
WPM DEKALB 161 KV SWITCH HOUSE	Dekalb	MS
WPM EAST COLUMBUS 161 KV SWITCH HOUSE	Columbus	MS
WPM EUPORA 161 KV SWITCH HOUSE	Eupora	MS
WPM HANDLE 161 KV SWITCH HOUSE	Handle	TN
WPM HICKORY VALLEY 161KV SWITCH HOUSE	Hickory Valley	MS
WPM HINZE RADIO/MICROWAVE	Louisville	MS
WPM HOOKER 46 KV SWITCH HOUSE	Hooker	MS
WPM HOUSTON 161 KV SWITCH HOUSE	HoustOn	MS
WPM LEAKE 161 KV SWITCH HOUSE	Carthage	MS
WPM LENA RADIO/MICROWAVE	Lena	MS
WPM LOUISVILLE 161 KV SWITCH HOUSE	Louisville	MS
WPM LOWNDES 500 KV SWITCH HOUSE	Lowndes	MS
WPM LUDLOW 46 KV SWITCH HOUSE	Ludlow	MS
WPM MABEN 46 KV SWITCH HOUSE	Maben	MS
WPM MIDWAY 161 KV SWITCH HOUSE	Louisville	MS
WPM MONROE COUNTY 46 KV SWITCH HOUSE	Monroe	MS
WPM OLIVE BRANCH 161 KV SWITCH HOUSE	Olive Branch	MS
WPM PHILADELPHIA	Philadelphia	MS
WPM PRAIRIE 46 KV SWITCH HOUSE	Prairie	MS
WPM SAND HILL MICROWAVE	Sand Hill	MS
WPM SCOTT 115 KV SWITCH HOUSE	Ludlow	MS
WPM STARKVILLE SWITCH HOUSES	Starkville	MS
WPM WESTPOINT SWITCH HOUSES & MICROWAVES	Westpoint	MS



## Attachment 7

### TVA Excluded Facility Inventory - FY2003

Following is a list of TVA's excluded buildings which include generation, transmission and related energy intensive activities. Energy reduction in these buildings has become increasingly more difficult given that the majority of the energy consumption in these buildings is largely attributed to process energy (generation and transmission of electricity). In recognition of the above and the fact that only so much can be done to make these buildings more efficient in a cost effective manner, TVA, in discussion with DOE has excluded these buildings.

Building Name	City	State
ALF FOSSIL PLANT	Memphis	TN
APH APALACHIA HYDRO PLANT	Ducktown	NC
APU ROCKHOUSE, BUCKEYE, BAGWELL PUMP HOUSE	Decatur	AL
APU WHITESIDE PUMP HOUSE	Decatur	AL
BGK ADAIRVILLE 69 KV SWITCH HOUSE	Adairville	AL
BGK BOWLING GREEN MICROWAVE	Bowling Green	KY
BGK BRISTOW	Bowling Green	KY
BGK BRISTOW 161 KV SWITCH HOUSE	Bristow	AL
BGK BURKESVILLE 69 KV SWITCH HOUSE	Burkesville	AL
BGK CADIZ 161 KV SWITCH HOUSE	Cadiz	KY
BGK CANEYVILLE 69 KV SWITCH HOUSE	Caneyville	AL
BGK CASKY 161 KV SWITCH HOUSE	Hopkinsville	KY
BGK CELINA 69 KV SWITCH HOUSE	Celina	AL
BGK EAST BOWLING GREEN 161 KV SWITCH HOUSE	Bowling Green	AL
BGK ELKTON 69 KV SWITCH HOUSE	Elkton	KY
BGK FOUNTAIN RUN 69 KV SWITCH HOUSE	Fountain Run	AL
BGK FRANKLIN 161 KV SWITCH HOUSE	Franklin	KY
BGK GLASGOW 161 KV SWITCH HOUSE	Glasgow	AL
BGK HARTSVILLE NUC PLANT CONST 69 KV SWITCH H	Hartsville	AL
BGK HOLLIS CHAPEL MICROWAVE	Hollis Chapel	KY
BGK HOPKINSVILLE 161 KV SWITCH HOUSE	Hopkinsville	KY
BGK HOPSON 69 KV SWITCH HOUSE	Hopson	KY
BGK LAFAYETTE DISTRICT SWITCH HOUSES	Lafayette	AL
BGK LOGAN ALUMINUM 161 KV SWITCHHOUSE	Russellville	KY
BGK MONTICELLO 69 KV SWITCH HOUSE	Monticello	AL
BGK ORLINDA 69 KV SWITCH HOUSE	Orlinda	AL
BGK PENCHEM 69 KV SWITCH HOUSE	Pencham	KY
BGK PORTLAND 161 KV SWITCH HOUSE	Portland	TN
BGK ROSINE 69 KV SWITCH HOUSE	Rosine	AL
BGK RUSSELLVILLE SWITCH HOUSES	Russellville	AL
BGK SCOTTSVILLE 161 KV SWITCH HOUSE	Scottsville	AL
BGK SOUTH BOWLING GREEN 161 KV SWITCH HOUSE	Bowling Green	AL
BGK SUMMER SHADE 161 KV SWITCH HOUSE	Summer Shade	KY
BGK TOMPKINSVILLE 69 KV SWITCH HOUSE	Tompkinsville	AL
BGK WESTMORELAND 161 KV SWITCH HOUSE	Westmoreland	AL

BLN BELLEFONT NUCLEAR PLANT	Decatur	AL
BOH BOONE HYDRO PLANT	Spurgeon	TN
BRF BULL RUN FOSSIL PLANT	Clinton	TN
BRH BLUE RIDGE HYDRO PLANT	Blue Ridge	GA
CBT BELFAST 161 KV PUMP HOUSE	Columbia	TN
CBT BELFAST 161 KV SWITCH HOUSE	Belfast	TN
CBT CENTERVILLE 161 KV SWITCH HOUSE	Centerville	TN
CBT CENTERVILLE FALLOUT SHELTER	Centerville	TN
CBT CLIFTON CITY 69 KV SWITCH HOUSE	Clifton City	TN
CBT COLLINWOOD 69 KV SWITCH HOUSE	Collinwood	TN
CBT COLUMBIA SWITCH HOUSES & PUMP HOUSE	Columbia	TN
CBT CORNERSVILLE 46 KV SWITCH HOUSE	Cornersville	TN
CBT CULLEOKA 46 KV SWITCH HOUSE	Culleoka	TN
CBT ELKTON 46 KV SWITCH HOUSE	Elkton	TN
CBT ETHRIDGE - VHF RADIO	Ethridge	TN
CBT HOHENWALD 161 KV SWITCH HOUSE	Hohenwald	TN
CBT JINGO 161 KV SWITCH HOUSE	Jingo	TN
CBT LAWRENCEBURG SWITCH HOUSES	Lawrenceburg	TN
CBT LEWISBURG SWITCH HOUSES	Lewsborg	TN
CBT LINDEN 69 KV SWITCH HOUSE	Linden	TN
CBT LORETTO 46 KV SWITCH HOUSE	Loretto	TN
CBT MAURY 500 KV SWITCH HOUSE	Maury	TN
CBT MONSANTO 161 KV SWITCH HOUSE	N/A	TN
CBT MONSANTO 46 KV SWITCH HOUSE	N/A	TN
CBT MOUNT PLEASANT SWITCH HOUSES	Mount Pleasant	TN
CBT NORTH COLUMBIA 46 KV SWITCH HOUSE	North Columbia	TN
CBT ONLY 161 KV SWITCH HOUSE	Only	TN
CBT PULASKI SWITCH HOUSES	Pulaski	TN
CBT SATURN 161 KV SWITCH HOUSE	Spring Hill	TN
CBT SPRING HILL MICROWAVE	Spring Hill	TN
CBT VICTOR SWITCH HOUSE	N/A	TN
CBT WAYNESBORO SWITCH HOUSES	Waynesboro	TN
CBT WEST COLUMBIA SWITCH HOUSES	Columbia	TN
CBT WILLIAMSPORT 46 KV SWITCH HOUSE	Williamsport	TN
CBT WRIGLEY 69 KV SWITCH HOUSE	Wrigley	TN
CCK GILBERTSVILLE 69 KV SWITCH HOUSE	Gilbertsville	KY
CCK KENTUCKY HYDRO PLANT 161 KV SWITCH HOUSE	Gilbertsville	KY
CHC CAPACITORS AND OTHER	Chickmauga	TN
CHC CATOOSA 161 KV SWITCH HOUSE	Catoosa	TN
CHC CHATT PSC RADIO	Chattanooga	TN
CHC CHICKAMAUGA HYDRO PLANT 161 KV SWITCH HOU	Chattanooga	TN
CHC COALMONT SWITCH HOUSE & COMMUNICATION	Coalmont	TN
CHC CONCORD 161 KV SWITCH HOUSE	Chattanooga	TN
CHC COOPER HEIGHTS	Cooper Heights	TN
CHC DATA CENTER MICROWAVE	Chattanooga	TN
CHC DAYTON 161 KV SWITCH HOUSE	Dayton	TN
CHC DAYTON DISTRICT 69 KV SWITCH HOUSE	Dayton	TN
CHC HALETOWN 69 KV SWITCH HOUSE	Haletown	TN
CHC JASPER TELE	Jasper	TN
CHC LOOKOUT MOUNTAIN RADIO	Lookout Mountain	TN
CHC MISSIONARY RIDGE PCC	Chattanooga	TN

CHC MOBILE & PORTABLE CAP. & GRD	Chattanooga	TN
CHC MOCCASIN 161 KV SWITCH HOUSE	Chattanooga	TN
CHC MOCCASIN RADIO	Chattanooga	TN
CHC MONTLAKE MICROWAVE	Signal Mountain	TN
CHC OGLETHORPE 161 KV SWITCH HOUSE	Oglethorpe	GA
CHC RACCOON MTN MICROWAVE	Tiftonia	TN
CHC RIDGEDALE 161 KV SWITCH HOUSE	Chattanooga	TN
CHC SEQUOYAH TRAINING RADIO	Soddy Daisy	TN
CHC SIGNAL MOUNTAIN MICROWAVE	Signal Mountain	TN
CHC STEPHENSVILLE MICROWAVE	Stephensville	GA
CHC TAYLORS RIDGE	N/A	TN
CHC TILTON 115 KV	Tilton	TN
CHC TRENTON MICROWAVE	Trenton	TN
CHC VOLTAGE/CURRENT TRANSFORMERS	Chattanooga	TN
CHH CHICKAMAUGA HYDRO PLANT	Chattanooga	TN
COF COLBERT FOSSIL PLANT	Tuscumbia	AL
CRH CHEROKEE HYDRO PLANT	Jefferson City	TN
CTH CHATUGE HYDRO PLANT	Hayesville	NC
CUF CUMBERLAND FOSSIL PLANT	Cumberland City	TN
CVT ANDERSON MICROWAVE	Anderson	TN
CVT APH 161 KV SWITCH HOUSE	Ducktown	NC
CVT ATHENS 161 KV SWITCH HOUSE	Athens	TN
CVT BENTON 69 KV SWITCH HOUSE	Benton	TN
CVT BLAIRSVILLE 69 KV SWITCH HOUSE	Blairsville	TN
CVT BLUE RIDGE HYDRO PLANT 69 KV SWITCH HOUSE	Blue Ridge	TN
CVT BOWATER 161 KV SWITCH HOUSE	N/A	TN
CVT BRAWLEY MTN MICROWAVE/RADIO	Brawley	TN
CVT BYRDSTOWN 69 KV SWITCH HOUSE	Byrdstown	TN
CVT CHARLESTON SWITCH HOUSES	Charleston	TN
CVT CHATUGE HYDRO PLANT 69 KV SWITCH HOUSE	N/A	TN
CVT COPPER BASIN 161 KV SWITCH HOUSE	Hayesville	NC
CVT COPPER BASIN COMM	Copper Basin	TN
CVT COTTONPORT RADIO	Cottonport	TN
CVT CRAB ORCHARD 69 KV SWITCH HOUSE	Crab Orchard	TN
CVT CROSSVILLE 161 KV SWITCH HOUSE	Crossville	TN
CVT CROSSVILLE RADIO	Crossville	TN
CVT DECATUR 69 KV SWITCH HOUSE	Decatur	TN
CVT DELANO 26 KV SWITCH HOUSE	Delano	TN
CVT EAST CLEVELAND SWITCH HOUSE & COMMUNICATIO	Cleveland	TN
CVT EAVES BLUFF MICROWAVE/RADIO	Decatur	TN
CVT ELLIS MOUNTAIN MICROWAVE	N/A	TN
CVT ENGLEWOOD 69 KV SWITCH HOUSE	Englewood	TN
CVT EPWORTH 69 KV SWITCH HOUSE	Epworth	TN
CVT ETOWAH SWITCH HOUSE 69 KV SWITCH HOUSE	Etowah	TN
CVT FRIENDSVILLE 69 KV SWITCH HOUSE	Briendsville	TN
CVT GEORGETOWN 69 KV SWITCH HOUSE	Georgetown	TN
CVT GRANDVIEW RADIO/MICROWAVE	Grandview	TN
CVT GRIMSLEY 69 KV SWITCH HOUSE	Grimsley	TN
CVT HARRISON BAY 161 KV SWITCH HOUSE	N/A	TN
CVT HAYESVILLE 69 KV SWITCH HOUSE	Hayesville	TN
CVT HIWASSEE HYDRO PLANT 161 KV SWITCH HOUSE	N/A	TN

CVT HIWASSEE MICROWAVE	N/A	TN
CVT HOPEWELL 69 KV SWITCH HOUSE	Hopewell	TN
CVT JAMESTOWN 69 KV SWITCH HOUSE	Jamestown	TN
CVT JENA 69 KV SWITCH HOUSE	N/A	TN
CVT KIE 238 RADIO	N/A	TN
CVT LANG STREET 69 KV SWITCH HOUSE	N/A	TN
CVT LOUDON SWITCH HOUSES	Loudon	TN
CVT MADISONVILLE 69 KV SWITCH HOUSE	Madisonville	TN
CVT MARBLE 69 KV SWITCH HOUSE	Marble	TN
CVT MAYLAND 69 KV SWITCH HOUSE	Mayland	TN
CVT MCDONALD 69 KV SWITCH HOUSE	McDonald	TN
CVT MONTEREY 161 KV SWITCH HOUSE	Monterey	TN
CVT MURPHY 161 KV SWITCH HOUSE	Murphy	NC
CVT NIOTA 69 KV SWITCH HOUSE	Niota	TN
CVT NOTTELY HYDRO PLANT 69 KV SWITCH HOUSE	Blairsville	GA
CVT OCOEE SWITCH HOUSES	Ocoee	TN
CVT OSWALD DOME MICROWAVE	Reliance	TN
CVT POND CREEK - FIBRE OPTIC	N/A	TN
CVT RICEVILLE 69 KV SWITCH HOUSE	Riceville	TN
CVT ROCKWOOD 161 KV SWITCH HOUSE	Rockwood	TN
CVT ROCKWOOD DISTRICT 69 KV SWITCH HOUSE	Rockwood	TN
CVT ROOSEVELT MT MICROWAVE	Rosevelt Mt	TN
CVT SOUTH ATHENS 69 KV SWITCH HOUSE	Athens	TN
CVT SOUTH CLEVELAND 161 KV SWITCH HOUSE	Cleveland	TN
CVT SPRING CITY 161 KV SWITCH HOUSE	Spring City	TN
CVT STALEY 161 KV SWITCH HOUSE	Staley	TN
CVT SWEETWATER SWITCH HOUSES	Sweetwater	TN
CVT TELLICO DISTRICT 69 KV SWITCH HOUSE	Tellico	TN
CVT TEN MILE 161 KV SWITCH HOUSE	Ten Mile	TN
CVT WAUCHECHA BALD RADIO	N/A	TN
CVT WHITE OAK MOUNTAIN RADIO	White Oak	TN
CVT WOOD GROVE 69 KV SWITCH HOUSE	Wood Grove	TN
DGH DOUGLAS HYDRO PLANT	Dandridge	TN
EST ANDERSON 46 KV SWITCH HOUSE	Anderson	TN
EST BLANCHE 46 KV SWITCH HOUSE	Blanche	TN
EST COWAN 46 KV SWITCH HOUSE	Cowan	TN
EST FAYETTEVILLE SWITCH HOUSES	Fayetteville	TN
EST FLINTVILLE 46 KV SWITCH HOUSE	Flintville	TN
EST HILLSBORO 46 KV SWITCH HOUSE	Hillsboro	TN
EST LYNCHBURG 46 KV SWITCH HOUSE	Lynchburg	TN
EST NORTH TULLAHOMA 161 KV SWITCH HOUSE	Tullahoma	TN
EST ORME MOUNTAIN MICROWAVE	N/A	TN
EST PARK CITY 46 KV SWITCH HOUSE	Park City	TN
EST PETERSBURG 46 KV SWITCH HOUSE	Petersburg	TN
EST SEWANEE SWITCH HOUSE & MICROWAVE	Sewanee	TN
EST SHERWOOD 46 KV SWITCH HOUSE	Sherwood	TN
EST WINCHESTER DISTRICT 46 KV SWITCH HOUSE	Winchester	TN
ESTILL SPRINGS 46 KV SWITCH HOUSE	Estill Springs	TN
EZT WELLHOUSE (WATAUGA DAM)	Elizabethton	TN
FNH FONTANA HYDRO PLANT	Fontana Village	NC
FPH FORT PATRICK HENRY	Kingsport	TN

FTL FORT LOUDON HYDRO PLANT	Lenoir City	TN
GAF GALLATIN FOSSIL PLANT	Gallatin	TN
GEK CADIZ DISTRICT 69 KV SWITCH HOUSE	Cadiz	KY
GEK CERULEAN 69 KV SWITCH HOUSE	Cerulean	KY
GEK DUNMOR 69 KV SWITCH HOUSE	Dunmor	KY
GEK EDGOTEN 161 KV SWITCH HOUSE	Edgoton	KY
GEK ELKTON HILL RADIO/MICROWAVE	Elkton Hill	KY
GEK GREENVILLE RADIO	Greenville	KY
GEK HOPKINSVILLE SWITCH HOUSE & MICROWAVE	Hopkinsville	KY
GEK KIRKMANSVILLE 69 KV SWITCH HOUSE	Kirkmansville	KY
GEK LYON 69 KV SWITCH HOUSE	Lyon	KY
GEK PARADISE FOSSIL PLANT 500 KV	Drakesboro	KY
GEK PEEDEE 69 KV SWITCH HOUSE	Peedee	KY
GEK PEMBROKE 69 KV SWITCH HOUSE	Pembroke	KY
GEK PRINCETON 161 KV SWITCH HOUSE	Princeton	KY
GFH GREAT FALLS HYDRO PLANT	Great Falls	TN
GUH GUNTERSVILLE HYDRO PLANT	Guntersville	AL
HDC HARTSVILLE N.P. 161KV SWITCH HOUSE	Hartsville	TN
HIH HIWASSEE HYDRO PLANT	Murphy	NC
HTA ADDISON 161 KV SWITCH HOUSE	Addison	AL
HTA ALBERTVILLE SWITCH HOUSES	Albertville	AL
HTA ALPHA 69 KV SWITCH HOUSE	Ft. Payne	AL
HTA ARAB SWITCH HOUSES & TELE	Arab	AL
HTA ARDMORE 161 KV SWITCH HOUSE	Ardmore	AL
HTA ASBURY RADIO	Asbury	AL
HTA ATHENS SWITCH HOUSES & TELE	Athens	AL
HTA BECHTEL CORP.	Athens	AL
HTA BELLE MINA 46 KV SWITCH HOUSE	Belle Mina	AL
HTA BOAZ 46 KV SWITCH HOUSE	Boaz	AL
HTA BREMEN 46 KV SWITCH HOUSE	Bremen	AL
HTA BRINDLEY 46 KV SWITCH HOUSE	Brindley	AL
HTA BRYANT 161 KV SWITCH HOUSE	Bryant	AL
HTA COLLINSVILLE 161 KV SWITCH HOUSE	Collinsville	AL
HTA COURTLAND 46 KV SWITCH HOUSE	Courtland	AL
HTA CULLMAN SWITCH HOUSE & RADIO	Cullman	AL
HTA DANVILLE 46 KV SWITCH HOUSE	Danville	AL
HTA DECATUR 161 KV SWITCH HOUSE	Decatur	AL
HTA FABIVS MICROWAVE	Jackson Co.	AL
HTA FAIRVIEW 46 KV SWITCH HOUSE	Fairview	AL
HTA FALKVILLE 46 KV SWITCH HOUSE	Falkville	AL
HTA FARLEY SWITCH HOUSE & TELE	Farley	AL
HTA FINLEY 161 KV SWITCH HOUSE	Finley	AL
HTA FLINT 46 KV SWITCH HOUSE	Flint	AL
HTA FULTONDALE 115 KV SWITCH HOUSE	Fultondale	AL
HTA GERALDINE 46 KV SWITCH HOUSE	Geraldine	AL
HTA GOOSE POND 161 KV SWITCH HOUSE	Scottsboro	AL
HTA GROVE OAK 46 KV SWITCH HOUSE	Grove Oak	AL
HTA GUNTERSVILLE 161 KV SWITCH HOUSE	Guntersville	AL
HTA HANCEVILLE SWITCH HOUSES	Hanceville	AL
HTA HANEY 161 KV SWITCH HOUSE	Haney	AL
HTA HARTSELLE SWITCH HOUSES	Hartselle	AL

HTA HENEGAR 161 KV SWITCH HOUSE	Henegar	AL
HTA HOLLY POND 46 KV SWITCH HOUSE	Holly Pond	AL
HTA HUNTSVILLE 161 KV SWITCH HOUSE	Huntsville	AL
HTA JONES CHAPEL 46 KV SWITCH HOUSE	Jones Chapel	AL
HTA LAMBERT CHAPEL MICROWAVE	Jackson Co.	AL
HTA LIMESTONE 500 KV SWITCH HOUSE	Limestone	AL
HTA MADISON 500 KV PUMP HOUSE	Madison	AL
HTA MADISON 500 KV SWITCH HOUSE	Huntsville	AL
HTA MONSANTO CHEMICAL 161 KV SWITCH HOUSE	Madison	AL
HTA MONSANTO MICROWAVE	Huntsville	AL
HTA MORGAN 46 KV SWITCH HOUSE	Morgan	AL
HTA MOULTON 161 KV SWITCH HOUSE	Moulton	AL
HTA MOULTON DISTRICT 46 KV SWITCH HOUSE	Moulton	AL
HTA MOUNT HOPE 46 KV SWITCH HOUSE	Mount Hope	AL
HTA MOUNT ROSZELL 46 KV SWITCH HOUSE	Mount Roszell	AL
HTA NANCE 161 KV SWITCH HOUSE	Courtland	AL
HTA NORTH HUNTSVILLE 161 KV SWITCH HOUSE	Huntsville	AL
HTA PENCE 46 KV SWITCH HOUSE	Pence	AL
HTA POPLAR CREEK 46 KV SWITCH HOUSE	Poplar Creek	AL
HTA PRICEVILLE 161 KV SWITCH HOUSE	Priceville	AL
HTA PRICEVILLE 46 KV SWITCH HOUSE	Priceville	AL
HTA RED BAY 161 KV SWITCH HOUSE	Red Bay	AL
HTA REYNOLDS 161 KV SWITCH HOUSE	Lister Hill	AL
HTA SCOTTSBORO 161 KV SWITCH HOUSE	Scottsboro	AL
HTA SECTION 46 KV SWITCH HOUSE	Section	AL
HTA SHOALS 161 KV SWITCH HOUSE	Sheffield	AL
HTA SOUTH CULLMAN 46 KV SWITCH HOUSE	South Cullman	AL
HTA STEVENSON 161 KV SWITCH HOUSE	Stevenson	AL
HTA THORTON TOWN MICROWAVE	Rogersville	AL
HTA TOWN CREEK 46 KV SWITCH HOUSE	Town Creek	AL
HTA TRINITY 500 KV PUMP HOUSE	Trinity	AL
HTA TRINITY 500 KV SWITCH HOUSE	Decatur	AL
HTA TRINITY TELE	Trinity	AL
HTA UNION GROVE 46 KV SWITCH HOUSE	Union Grove	AL
HTA VALLEY CREEK 115 KV SWITCH HOUSE	Bessemer	AL
HTA WHEELER HYDRO PLANT 161 KV SWITCH HOUSE	Town Creek	AL
HTA WILSON MOUNTAIN RADIO	Muscle Shoals	AL
JCT FINGER	Finger	TN
JCT JACKSON 500 KV SWITCH HOUSE	Oakfield	TN
JCT LIGHTFOOT 69 KV SWITCH HOUSE	Lightfoot	TN
JCT NEW CASTLE MICROWAVE	New Castle	TN
JCT ROCK SPRINGS MICROWAVE	Rock Springs	TN
JCT SAVANNAH 161 KV SWITCH HOUSE	Savannah	TN
JCT SELMER 161KV SWITCH HOUSE	Selmer	TN
JCT SOUTH JACKSON	Jackson	TN
JCT TRACE PARK MICROWAVE	Trace Park	TN
JKT ADAMSVILLE 69 KV SWITCH HOUSE	Adamsville	TN
JKT ALAMO 161 KV SWITCH HOUSE	Alamo	TN
JKT BELLS 69 KV SWITCH HOUSE	Bells	TN
JKT BETHEL SPRINGS 69 KV SWITCH HOUSE	Bethel Springs	TN
JKT BOLIVAR SWITCH HOUSES	Bolivar	TN

JKT BROADVIEW MICROWAVE	Broadview	TN
JKT BROWNSVILLE 161 KV SWITCH HOUSE	Brownsville	TN
JKT CHESTERFIELD TELE	Chesterfield	TN
JKT DOUBLE BRIDGES 161 KV SWITCH HOUSE	N/A	TN
JKT DYERSBURG 161 KV SWITCH HOUSE	Dyersburg	TN
JKT HALLS 69 KV SWITCH HOUSE	Halls	TN
JKT HENDERSON 161 KV SWITCH HOUSE	Henderson	TN
JKT HICKORY VALLEY 161 KV PUMP HOUSE	Chattanooga	TN
JKT HUMBOLDT 161 KV SWITCH HOUSE	Humboldt	TN
JKT JACKS CREEK 46 KV SWITCH HOUSE	Jacks Creek	TN
JKT JACKSON 500 KV SWITCH HOUSE	Jackson	TN
JKT JACKSON REGION OFFICE	Jackson	TN
JKT LEXINGTON 69 KV SWITCH HOUSE	Lexington	TN
JKT MIDDLE 69 KV SWITCH HOUSE	Middle	TN
JKT MILAN 161 KV SWITCH HOUSE	Milan	TN
JKT MILAN DISTRICT 69 KV SWITCH HOUSE	Milan	TN
JKT MILLEDGEVILLE 69 KV SWITCH HOUSE	Milledgeville	TN
JKT MONTGOMERY DISTRICT 69 KV SWITCH HOUSE	Montgomery	TN
JKT MORRIS 69 KV SWITCH HOUSE	Morris	TN
JKT MT. PETER	N/A	TN
JKT NATIONAL GUARD	N/A	TN
JKT NEWCASTLE MICROWAVE	Newcastle	TN
JKT NIXON 69 KV SWITCH HOUSE	Nixson	TN
JKT NORTON HILL MICROWAVE	Norton Hill	TN
JKT PARSONS 69 KV SWITCH HOUSE	Parsons	TN
JKT RAMER 161 KV SWITCH HOUSE	Ramer	TN
JKT RIPLEY 161 KV SWITCH HOUSE	Ripley	TN
JKT ROLLINS 46 KV SWITCH HOUSE	Rollins	TN
JKT SAULSBURY 46 KV SWITCH HOUSE	Saulsbury	TN
JKT SELMER SWITCH HOUSE & TELE	Selmer	TN
JKT SOUTH JACKSON SWITCH HOUSE & MICROWAVE	Jackson	TN
JKT TOONE 46 KV SWITCH HOUSE	Toone	TN
JKT TRENTON 69 KV SWITCH HOUSE	Trenton	TN
JKT TULU 69 KV SWITCH HOUSE	Tulu	TN
JKT WHITEVILLE 46 KV SWITCH HOUSE	Whiteville	TN
JOF JOHNSONVILLE FOSSIL PLANT	New Johnsonville	TN
JOT BANNER ELK 69 KV SWITCH HOUSE	Banner Elk	TN
JOT BEAN STATION 69 KV SWITCH HOUSE	Bean Station	TN
JOT BLUFF CITY PUMP & SWITCH HOUSE	Bluff City	TN
JOT BOONE HYDRO PLANT 161 KV	Surgeon	TN
JOT BULLS GAP 69 KV SWITCH HOUSE	Bulls Gap	TN
JOT BUNKER HILL - GEN	Bunker Hill	TN
JOT BUNKER HILL MICROWAVE	Rogersville	TN
JOT CHURCH HILL SWITCH HOUSE & MICROWAVE	Church Hill	TN
JOT COLONIAL HEIGHTS 69 KV SWITCH HOUSE	Colonial Heights	TN
JOT COSBY 161 KV SWITCH HOUSE	Cosby	TN
JOT CRANBERRY 161 KV SWITCH HOUSE	Cranberry	TN
JOT DANDRIDGE 69 KV SWITCH HOUSE	Dandridge	TN
JOT EAST NEWPORT 69 KV SWITCH HOUSE	Newport	TN
JOT ELIZABETHTON SWITCH HOUSES & TELE	Elizabethton	TN
JOT ERWIN 69 KV SWITCH HOUSE	Erwin	TN

JOT FITTS GAP 69 KV SWITCH HOUSE	Fitts Gap	TN
JOT FPH 69 KV SWITCH HOUSE	Kingsport	TN
JOT GRAY 69 KV SWITCH HOUSE	Gray	TN
JOT GREENEVILLE IND PARK 161 KV SWITCH HOUSE	Greeneville	TN
JOT GREENLAND 69 KV SWITCH HOUSE	Greenland	TN
JOT HAMPTON 161 KV SWITCH HOUSE	Hampton	TN
JOT HOLSTON RADIOS	N/A	TN
JOT JOHN SEVIER FOSSIL PLANT 161 KV SWITCH HO	Rogersville	TN
JOT JONESBORO 69 KV SWITCH HOUSE	Jonesboro	TN
JOT JUG 69 KV SWITCH HOUSE	N/A	TN
JOT LOCUST SPRINGS 69 KV SWITCH HOUSE	Locust Springs	TN
JOT LOWLAND 69 KV SWITCH HOUSE	Lowland	TN
JOT MILLIGAN COLLEGE 69 KV SWITCH HOUSE	Milligan	TN
JOT MITCHELL 69 KV SWITCH HOUSE	Mitchell	TN
JOT MORRISTOWN SWITCH HOUSES & MICROWAVE	Morristown	TN
JOT MOUNTAIN CITY 69 KV SWITCH HOUSE	Mountain City	TN
JOT NEWLAND 69 KV SWITCH HOUSE	Newland	TN
JOT NEWPORT SWITCH HOUSES	Newport	TN
JOT NOLICHUCKY HYDRO PLANT 69 KV SWITCH HOUSE	N/A	TN
JOT NORTH BRISTOL 161 KV SWITCH HOUSE	Bristol	TN
JOT NORTHEAST JOHNSON CITY 161 KV SWITCH HOUS	Johnson City	TN
JOT NORTHEAST SUBSTATION	Johnson City	TN
JOT OAK GROVE 69 KV SWITCH HOUSE	Oak Grove	TN
JOT PANDORA 69 KV SWITCH HOUSE	Pandora	TN
JOT PHIPPS BEND 500 KV SWITCH HOUSE	Surgoinsville	TN
JOT PHIPPS BEND IND PARK 69 KV SWITCH HOUSE	Surgoinsville	TN
JOT PINEY FLATS 69 KV SWITCH HOUSE	Piney Flats	TN
JOT POWER STORES - JCTY	N/A	TN
JOT ROGERSVILLE SWITCH HOUSE & MICROWAVE	Rogersville	TN
JOT RUTHTON 69 KV SWITCH HOUSE	Ruthton	TN
JOT RUTLEDGE 69 KV SWITCH HOUSE	Rutledge	TN
JOT SOUTH HOLSTON HYDRO PLANT 69 KV SWITCH HO	Bristol	TN
JOT SOUTH MORRISTOWN 69 KV SWITCH HOUSE	Morristown	TN
JOT SOUTHEAST JOHNSON CITY 69 KV SWITCH HOUSE	Johnson City	TN
JOT SULLIVAN 500 KV PUMP HOUSE	Piney Flats	TN
JOT SULLIVAN SWITCH HOUSE & COMMUNICATION	Sullivan	TN
JOT SURGOINSVILLE 69 KV SWITCH HOUSE	Surgoinsville	TN
JOT TANGLEWOOD 69 KV SWITCH HOUSE	Tanglewood	TN
JOT TUSCULUM SWITCH HOUSE & TELE	Tusculum	TN
JOT WASHINGTON COLLEGE 69 KV SWITCH HOUSE	Jonesborough	TN
JOT WATAUGA HYDRO PLANT 69 KV SWITCH HOUSE	Elizabethton	TN
JOT WEST ELIZABETHTON 69 KV SWITCH HOUSE	Elizabethton	TN
JOT WEST JOHNSON CITY SWITCH HOUSES	Johnson City	TN
JOT WHITE PINE 161 KV SWITCH HOUSE	White Pine	TN
JOT WILBUR HYDRO PLANT 69 KV SWITCH HOUSE	Elizabethton	TN
JOT WINNER 69 KV SWITCH HOUSE	Winner	TN
JSF JOHN SEVIER FOSSIL PLANT	Rogersville	TN
JTN ATOKA 161 KV SWITCH HOUSE	Atoka	TN
JTN CORDOVA 500 KV PUMP HOUSE	Cordova	TN
JTN COVINGTON COMM	Covington	TN



JTN DANCYVILLE 161 KV SWITCH HOUSE	Dancyville	TN
JTN FREEPORT 500 KV SWITCH HOUSE	Freeport	TN
JTN MASON 69 KV SWITCH HOUSE	Mason	TN
JTN MILLER SWITCH HOUSES	Miller	TN
JTN SHELBY 500 KV PUMP HOUSE	Memphis	TN
JTN SHELBY 500 KV SWITCH HOUSE & TELE	Memphis	TN
JTN SOUTH MEMPHIS 161 KV SWITCH HOUSE	Memphis	TN
KCT KEMPER CUMBUSTION TURBINE	Scooba	MS
KIF KINGSTON FOSSIL PLANT	Kingston	TN
KXT ALCOA TELE	Alcoa	TN
KXT ANDERSONVILLE SWITCH HOUSE & MICROWAVE	Andersonville	TN
KXT BLOCKHOUSE 69 KV SWITCH HOUSE	N/A	TN
KXT CARYVILLE 161 KV SWITCH HOUSE	Caryville	TN
KXT CHANDLER 161 KV SWITCH HOUSE	Chandler	TN
KXT CHEROKEE HYDRO PLANT 161 KV SWITCH HOUSE	Jefferson City	TN
KXT COMBS KNOB MICROWAVE	Combs Knob	TN
KXT DOUGLAS HYDRO PLANT 161 KV SWITCH HOUSE	Dandridge	TN
KXT DUNCAN 69 KV SWITCH HOUSE	Duncan	TN
KXT FNH SWITCH HOUSE & RADIO	Fontana Village	NC
KXT FTL PLANT 161 KV SWITCH HOUSE	N/A	TN
KXT GREEN TOP MOUNTAIN MICROWAVE	N/A	TN
KXT HARRIMAN SWITCH HOUSES & MICROWAVE	Harriman	TN
KXT HUNTSVILLE 161 KV STORAGE	Huntsville	TN
KXT JEFFERSON CITY 69 KV SWITCH HOUSE	Jefferson City	TN
KXT KINGSTON SWITCH HOUSES	Kingston	TN
KXT KNOXVILLE 161 KV SWITCH HOUSE	Knoxville	TN
KXT LAFOLLETTE SWITCH HOUSES & TELE	Lafollette	TN
KXT LENOIR CITY 69 KV SWITCH HOUSE	Lenoir City	TN
KXT LONSDALE 161 KV SWITCH HOUSE & COMM	Knoxville	TN
KXT MARYVILLE 69 KV SWITCH HOUSE	Maryville	TN
KXT NIXON ROAD 161 KV SWITCH HOUSE	Knoxville	TN
KXT NORRIS HYDRO PLANT 161 KV SWITCH HOUSE	Norris	TN
KXT NORTH GATLINBURG 161 KV SWITCH HOUSE	Gatlinburg	TN
KXT NORTH KNOXVILLE 161 KV SWITCH HOUSE	Knoxville	TN
KXT NORTHEAST HARRIMAN 69 KV SWITCH HOUSE	Harriman	TN
KXT ONEIDA 69 KV SWITCH HOUSE	Oneida	TN
KXT PIGEON FORGE 161 KV SWITCH HOUSE	Pigeon Forge	TN
KXT PINEVILLE 161 KV SWITCH HOUSE	Pineville	TN
KXT POWER STORES - KNOX	Knoxville	TN
KXT ROANE SWITCH HOUSES & MICRO	Roane	TN
KXT SEVIERVILLE 69 KV SWITCH HOUSE	Sevierville	TN
KXT SHARPS RIDGE ENG GEN & MICROWAVE	Knoxville	TN
KXT SHOOKS GAP	Shooks Gap	TN
KXT SPEEDWELL 69 KV SWITCH HOUSE	Speedwell	TN
KXT SUNBRIGHT 69 KV SWITCH HOUSE	Sunbright	TN
KXT TWIN TOWERS MICROWAVE	N/A	TN
KXT VOLUNTEER COMM	Knoxville	TN
KXT WARTBURG 69 KV SWITCH HOUSE	Wartburg	TN
KXT WESTBOURNE 69 KV SWITCH HOUSE	Westbourne	TN
KXT WILDWOOD 69 KV SWITCH HOUSE	Wildwood	TN
LCT BROWNSVILLE PLANT	Brownsville	TN

MFK BENTON 161 KV SWITCH HOUSE	Benton	KY
MFK BENTON CITY 69 KV SWITCH HOUSE	Benton	KY
MFK CALVERT 161 KV SWITCH HOUSE & TELE	Calvert City	KY
MFK CLINTON 161 KV SWITCH HOUSE	Clinton	KY
MFK COLDWATER 69 KV SWITCH HOUSE	Coldwater	KY
MFK EAST MURRAY 69 KV SWITCH HOUSE	Murry	KY
MFK FULTON 69 KV SWITCH HOUSE	Fulton	KY
MFK GRAND RIVER RADIO/MICROWAVE	Grand Rivers	KY
MFK HARDIN 69 KV SWITCH HOUSE	Hardin	KY
MFK HICKMAN 69 KV SWITCH HOUSE & MICRO	Hickman	KY
MFK HICKORY GROVE 69 KV SWITCH HOUSE	Hickory Grove	KY
MFK HORNBEAK RADIO/MICROWAVE	Hornbeak	KY
MFK LYNN GROVE MICROWAVE	Lynn Grove	KY
MFK MARSHALL 500 KV SWITCH HOUSE	Calvert City	KY
MFK MARTIN 161 KV SWITCH HOUSE	Martin	TN
MFK MARTIN RADIO	Martin	KY
MFK MARTIN STEAM PLANT	Martin	KY
MFK MAYFIELD SWITCH HOUSES & RADIO	Mayfield	KY
MFK MILBURN 69 KV SWITCH HOUSE	Milburn	KY
MFK MOSCOW 161 KV SWITCH HOUSE	Moscow	KY
MFK MURRAY SWITCH HOUSES & TELE	Murray	KY
MFK NATIONAL CARBIDE 161 KV SWITCH HOUSE	Calvert City	KY
MFK PADUCAH SWITCH HOUSE & TELE	Paducah	KY
MFK PILOT OAK 69 KV SWITCH HOUSE	Pilot Oak	KY
MFK SHAWNEE REPEATER STATION	West Paducah	KY
MFK SOUTH CALVERT 161 KV SWITCH HOUSE	Calvert City	KY
MFK WEST MURRAY 69 KV SWITCH HOUSE	Murray	KY
MFT BEECH GROVE MICROWAVE	Beech Grove	TN
MFT EAST MCMINNVILLE 161 KV SWITCH HOUSE	McMinnville	TN
MFT EAST MURFREESBORO 161 KV SWITCH HOUSE	Murfreesboro	TN
MFT EAST SHELBYVILLE SWITCH HOUSES	Shelbyville	TN
MFT FRANKLIN 500 KV SWITCH HOUSE	Tullahoma	TN
MFT GREAT FALLS HYDRO PLANT 161 KV SWITCH HOU	Great Falls	TN
MFT LEBANON PUMP & SWITCH HOUSES	Lebanon	TN
MFT LIVINGSTON 161 KV SWITCH HOUSE	Livingston	TN
MFT MANCHESTER 161 KV SWITCH HOUSE	Manchester	TN
MFT MCMINNVILLE 161 KV SWITCH HOUSE	Mcminnville	TN
MFT MOBILE TRANSFORMER NO. 6 69 KV SWITCH HOU	N/A	TN
MFT MORRISON 161 KV SWITCH HOUSE	Morrison	TN
MFT MURFREESBORO SWITCH HOUSE & RADIO	Murfreesboro	TN
MFT RUSSELL HILL MICROWAVE	Russell Hill	TN
MFT SHELBYVILLE 46 KV SWITCH HOUSE	Shelbyville	TN
MFT SMITHVILLE SWITCH HOUSE & RADIO	Smithville	TN
MFT SMYRNA SWITCH HOUSE & TELE	Smyrna	TN
MFT SOUTH JACKSON 161 KV GENERATOR BLDG	Jackson	TN
MFT SPARTA 46 KV SWITCH HOUSE	Sparta	TN
MFT TRIUNE 161 KV SWITCH HOUSE	Tuiune	TN
MFT TULLAHOMA 46 KV SWITCH HOUSE	Tullahoma	TN
MFT UNIONVILLE 46 KV SWITCH HOUSE	Unionville	TN
MFT WARTRACE 161 KV SWITCH HOUSE	Wartrace	TN

MFT WATERTOWN 161 KV SWITCH HOUSE	Watertown	TN
MFT WEST COOKEVILLE TELE	Cookeville	TN
MFT WEST SPARTA 161 KV SWITCH HOUSE	Sparta	TN
MFT WILSON 500 KV SWITCH HOUSE	Mt. Juliet	TN
MFT WINCHESTER 161 KV SWITCH HOUSE	Winchester	TN
MFT WOODBURY 161 KV SWITCH HOUSE	Woodbury	TN
MHH MELTON HILL HYDRO PLANT	Oak Ridge	TN
NHD NOTTELY HYDRO PLANT	Blairsville	GA
NJH NICKAJACK HYDRO PLANT	So. Pittsburg	TN
NLC POWERHOUSE	Greeneville	TN
NOH NORRIS HYDRO PLANT	Norris	TN
NSC ADAMS 69 KV SWITCH HOUSE	Adams	TN
NSC ASHLAND CITY 69 KV SWITCH HOUSE	Ashland City	TN
NSC BOGOTA 69 KV SWITCH HOUSE	Bogota	KY
NSC BRUCETON 69 KV SWITCH HOUSE	Bruceton	KY
NSC CAMDEN 161 KV SWITCH HOUSE	Camden	KY
NSC CENTRAL PIKE 161 KV SWITCH HOUSE	Central Pike	TN
NSC CHARLOTTE 69 KV SWITCH HOUSE	Charlotte	TN
NSC CLARKSVILLE SWITCH HOUSES & COMMUNICATION	Clarksville	TN
NSC CUMBERLAND CITY SWITCH HOUSES	Cumberland City	TN
NSC DAVIDSON 500 KV PUMP, SWITCH & TELE	Nashville	TN
NSC DICKSON SWITCH HOUSES & TELE	Dickson	TN
NSC DONELSON MICROWAVE	Nashville	TN
NSC DOVER 69 KV SWITCH HOUSE	Dover	TN
NSC DRESDEN 69 KV SWITCH HOUSE	Dresden	KY
NSC ERIN 161 KV SWITCH HOUSE	Erin	TN
NSC FRANKLIN 161 KV SWITCH HOUSE	Franklin	TN
NSC GERMANTOWN MICROWAVE	Nashville	TN
NSC GLEASON 69 KV SWITCH HOUSE	Gleason	KY
NSC GREEN BRIER 69 KV SWITCH HOUSE	Green Brier	TN
NSC GREENFIELD 69 KV SWITCH HOUSE	Greenfield	KY
NSC HENDERSONVILLE 161 KV SWITCH HOUSE	H'Ville	TN
NSC HUNTINGDON SWITCH HOUSES	Huntingdon	KY
NSC KENTON 69 KV SWITCH HOUSE	Kenton	KY
NSC KINGSTON SPRINGS 161 KV SWITCH HOUSE	Kingston	TN
NSC LONE OAK 69 KV SWITCH HOUSE	Loan Oak	TN
NSC MCKENZIE 69 KV SWITCH HOUSE	McKenzie	KY
NSC MODEL MICROWAVE	N/A	TN
NSC MONTGOMERY PUMP HOUSE & RADIO	Montgomery	TN
NSC NEW PROVIDENCE 69 KV SWITCH HOUSE	New Providence	TN
NSC NEWBERN 161 KV SWITCH HOUSE	Newbern	KY
NSC NORTH NASHVILLE 161 KV SWITCH HOUSE & TELE	Nashville	TN
NSC ORLINDA	Orlinda	TN
NSC PARIS 161 KV SWITCH HOUSE	Paris	KY
NSC PIN HOOK 500 KV SWITCH HOUSE & COMM	Pin Hook	TN
NSC PLEASANT VIEW 69 KV SWITCH HOUSE	Pleasant View	TN
NSC POMONA 161 KV SWITCH HOUSE	Pomona	TN
NSC RADNOR 161 KV SWITCH HOUSE	Nashville	TN
NSC RIDGELY 69 KV SWITCH HOUSE	Ridgely	KY
NSC RUTHERFORD 161 KV SWITCH HOUSE	Rutherford	KY
NSC SHADY GROVE 69 KV SWITCH HOUSE	Shady Grove	TN

NSC SOUTH NASHVILLE SWITCH, MICRO & TELE	Nashville	TN
NSC SPRINGFIELD SWITCH HOUSES & COMM	Springfield	TN
NSC TREZEVANT 69 KV SWITCH HOUSE	Trezevant	KY
NSC TROY 69 KV SWITCH HOUSE	Troy	KY
NSC UNION CITY SWITCH HOUSE & MICROWAVE	Union City	KY
NSC VANLEER MICROWAVE	Vanleer	TN
NSC WEAKLEY SWITCH HOUSE & MICROWAVE	Weakley	KY
NSC WEST NASHVILLE 161 KV SWITCH HOUSE	Nashville	TN
NSC WHITE BLUFF 69 KV SWITCH HOUSE	White Bluff	TN
NSC WHITE HOUSE 69 KV SWITCH HOUSE	N/A	TN
OC1 HYDRO PLANT	Parksville	TN
OC2 HYDRO PLANT	Copperhill	TN
OC3 HYDRO PLANT	Copperhill	TN
PAF PARADISE FOSSIL PLANT	Drakesboro	KY
PHM ACKERMAN 69 KV SWITCH HOUSE	Ackerman	MS
PHM HANDLE 46 KV SWITCH HOUSE	Handle	MS
PHM LOUISVILLE 161 KV SWITCH HOUSE	Louisville	MS
PHM MACON 161 KV SWITCH HOUSE	Macon	MS
PHM NOXAPATER 161 KV SWITCH HOUSE	Noxapater	MS
PHM PHILADELPHIA SWITCH HOUSE & MICROWAVES	Philadelphia	MS
PHM SEBASTOPOLE 161 KV SWITCH HOUSE	Sebastopole	MS
PHM STURGIS DISTRICT 69 KV SWITCH HOUSE	Sturgis	MS
PKH PICKWICK HYDRO PLANT	Luka	TN
RAC ALTAMONT 69 KV SWITCH HOUSE	Altamont	TN
RAC COALMONT 161 KV SWITCH HOUSE	Coalmont	TN
RAC DUNLAP 69 KV SWITCH HOUSE	Dunlap	TN
RAC JASPER 161 KV SWITCH HOUSE	Jasper	TN
RAC KIMBALL 161 KV SWITCH HOUSE	Kimball	TN
RAC MONTEAGLE 69 KV SWITCH HOUSE	Monteagle	TN
RAC NICKAJACK HYDRO PLANT 161 KV SWITCH HOUSE	South Pittsburg	TN
RAC PALMER 69 KV SWITCH HOUSE	Palmer	TN
RAC PIKEVILLE 161 KV SWITCH HOUSE	Pikeville	TN
RAC RACCOON MOUNTAIN PUMPED STORAGE PLANT	Tiftonia	TN
SHF SHAWNEE FOSSIL PLANT	West Paducah	KY
SHH SOUTH HOLSTON HYDRO PLANT	Bristol	TN
SQN SEQUOYAH NUCLEAR PLANT	Soddy Daisy	TN
TFH TIMS FORD HYDRO PLANT	Winchester	TN
TLH TELLICO HYDRO PLANT	Lenoir City	TN
TPM AMORY SWITCH HOUSES	Amory	MS
TPM ASHLAND 46 KV SWITCH HOUSE	Ashland	MS
TPM BALDWYN 161 KV SWITCH HOUSE	Baldwyn	MS
TPM BATESVILLE 161 KV SWITCH HOUSE	Batesville	MS
TPM BELDEN 46 KV SWITCH HOUSE	Belden	MS
TPM BELMONT 46 KV SWITCH HOUSE	Belmont	MS
TPM BLUE MOUNTAIN 46 KV SWITCH HOUSE	Blue Mountain	MS
TPM BOONEVILLE SWITCH HOUSES	Booneville	MS
TPM BRUCE SWITCH HOUSES & MICROWAVE	Bruce	MS
TPM BURNSVILLE 161 KV SWITCH HOUSE	Burnsville	MS
TPM CHARLESTON 26 KV SWITCH HOUSE	Charleston	MS
TPM COFFEEVILLE 161 KV SWITCH HOUSE	Coffeeville	MS
TPM CORINTH SWITCH HOUSES	Corinth	MS

TPM ECRU 46 KV SWITCH HOUSE	Ecru	MS
TPM ENTERPRISE 46 KV SWITCH HOUSE	Enterprise	MS
TPM FULTON SWITCH HOUSES	Fulton	MS
TPM GRAHAM - KIE 255	Graham	MS
TPM GRAHAM MICROWAVE	Union County	MS
TPM GUNTOWN 161 KV SWITCH HOUSE	Guntown	MS
TPM HICKORY FLAT 46 KV SWITCH HOUSE	Hickory Flat	MS
TPM HOLLY SPRINGS SWITCH HOUSE, MICRO. & TELE	Holly Springs	MS
TPM KIRKVILLE 46 KV SWITCH HOUSE	Kirkville	MS
TPM LAMAR ENG GEN	Lamar	MS
TPM LAMAR KIE 241	Lamar	MS
TPM LAMAR MICROWAVE	Holly Springs	MS
TPM NASA 161 KV SWITCH HOUSE	Iuka	MS
TPM NEW ALBANY SWITCH HOUSE & TELE	New Albany	MS
TPM NORTH SARDIS 161 KV SWITCH HOUSE	Sardis	MS
TPM NORTHEAST CORINTH 161 KV SWITCH HOUSE	Corinth	MS
TPM NORTHWEST TUPELO 46 KV SWITCH HOUSE	Tupelo	MS
TPM OKOLONA SWITCH HOUSES	Okolona	MS
TPM OXFORD 161 KV SWITCH HOUSE & TELE	Oxford	MS
TPM PONTOTOC 161 KV SWITCH HOUSE	Pontotoc	MS
TPM RIENZI 46 SWITCH HOUSE	Rienzi	MS
TPM RIPLEY 161 KV SWITCH HOUSE	Ripley	MS
TPM SARDIS 161 KV SWITCH HOUSE	Sardis	MS
TPM SHANNON 46 KV SWITCH HOUSE	Shannon	MS
TPM SOUTH TUPELO 46 KV SWITCH HOUSE	Tupelo	MS
TPM STATELINE 161 KV SWITCH HOUSE	Tupelo	MS
TPM TERRAPIN MTN RADIO	Sardis	MS
TPM TISHOMINGO 46 KV SWITCH HOUSE	Tishomingo	MS
TPM TUPELO 161 KV SWITCH HOUSE & COMM	Tupelo	MS
TPM UNION SWITCH HOUSE & COMM	Union	MS
TPM WALNUT 46 KV SWITCH HOUSE	Walnut	MS
TPM WATER VALLEY 161 KV SWITCH HOUSE	Water Valley	MS
TPM WOODALL MOUNTAIN MICROWAVE	Iuka	MS
TPM YELLOW CREEK NP CONST 161 KV SWITCH HOUSE	N/A	MS
WAH WATAUGA HYDRO PLANT	Elizabethton	TN
WBF WATTS BAR FOSSIL PLANT	Spring City	TN
WBH WATTS BAR HYDRO PLANT	Spring City	TN
WBN WATTS BAR NUCLEAR PLANT	Spring City	TN
WCF WIDOWS CREEK FOSSIL PLANT	Bridgeport	AL
WEH WHEELER HYDRO PLANT	Town Creek	AL
WIH WILBUR HYDRO PLANT	Leighton	AL
WLH ABERDEEN SWITCH HOUSES & MICROWAVES	Aberdeen	MS
WLH CHEMICAL PLANT PS 46 KV SWITCH HOUSE	Muscle Shoals	AL
WLH LEIGHTON 46 KV SWITCH HOUSE	Leighton	AL
WLH LEXINGTON RADIO	Lexington	AL
WLH STATE LINE MICROWAVE	Tuscumbia	AL
WLH TUSCUMBIA MICROWAVE	Tuscumbia	AL
WLH WILSON HYDRO PLANT	Muscle Shoals	AL
WPM ARTESIA 46 KV SWITCH HOUSE	Artesia	MS
WPM BOLIVAR	Bolivar	TN

WPM BONICORD	Bonicord	TN
WPM CALEDONIA 46 KV SWITCH HOUSE	Caledonia	MS
WPM CALHOUN CITY 161 KV SWITCH HOUSE	Calhoun	MS
WPM CHESTERFIELD 161 KV SWITCH HOUSE	Chesterfield	TN
WPM CLARKSBURG 161 KV SWITCH HOUSE	Clarksburg	TN
WPM COLUMBUS 161 KV SWITCH HOUSE	Columbus	MS
WPM COLUMBUS AIR FORCE BASE 46 KV SWITCH HOUS	Columbus	MS
WPM COLUMBUS DISTRICT 46 KV SWITCH HOUSE	Columbus	MS
WPM COUNCE 161 KV SWITCH HOUSE	Counce	TN
WPM COVINGTON 161 KV SWITCH HOUSE	Covington	TN
WPM DEKALB 161 KV SWITCH HOUSE	Dekalb	MS
WPM EAST COLUMBUS 161 KV SWITCH HOUSE	Columbus	MS
WPM EUPORA 161 KV SWITCH HOUSE	Eupora	MS
WPM HANDLE 161 KV SWITCH HOUSE	Handle	MS
WPM HICKORY VALLEY 161KV SWITCH HOUSE	Hickory Valley	TN
WPM HINZE RADIO/MICROWAVE	Louisville	MS
WPM HOOKER 46 KV SWITCH HOUSE	Hooker	MS
WPM HOUSTON 161 KV SWITCH HOUSE	Houstan	MS
WPM LEAKE 161 KV SWITCH HOUSE	Carthage	MS
WPM LENA RADIO/MICROWAVE	Lena	MS
WPM LOUISVILLE 161 KV SWITCH HOUSE	Louisville	MS
WPM LOWNDES 500 KV SWITCH HOUSE	Lowndes	MS
WPM LUDLOW 46 KV SWITCH HOUSE	Ludlow	MS
WPM MABEN 46 KV SWITCH HOUSE	Maben	MS
WPM MIDWAY 161 KV SWITCH HOUSE	Louisville	MS
WPM MONROE COUNTY 46 KV SWITCH HOUSE	Monroe	MS
WPM OLIVE BRANCH 161 KV SWITCH HOUSE	Olive Branch	MS
WPM PHILADELPHIA	Philadelphia	MS
WPM PRAIRIE 46 KV SWITCH HOUSE	Prairie	MS
WPM SAND HILL MICROWAVE	Sand Hill	MS
WPM SCOTT 115 KV SWITCH HOUSE	Ludlow	MS
WPM SMITHVILLE 161 KV SWITCH HOUSE	Smithville	MS
WPM SOUTH MACON 161 KV SWITCH HOUSE	Macon	MS
WPM SOUTHWEST STARKVILLE 46 KV SWITCH HOUSE	Starkville	MS
WPM STARKVILLE SWITCH HOUSES	Starkville	MS
WPM STURGIS 161 KV SWITCH HOUSE	Sturgis	MS
WPM VAN VLEET RADIO/MICROWAVE	Van Vleet	MS
WPM WESTPOINT SWITCH HOUSES & MICROWAVES	Westpoint	MS
WPM WEYERHAUSER 161 KV SWITCH HOUSE	Columbus	MS

## Attachment 8

12/06

### TVA ENERGY POLICY

TVA is committed to being a leader in the efficient and environmentally-sound use of energy. Through the adoption of an energy plan, TVA facilitates compliance with legally and regulatorily required energy reduction goals and procedures. Delegation of authority is given to the President/Chief Executive Officer or that official's designee to develop a plan to achieve the objectives of this Policy and, subsequently, to modify the Plan when necessary.

## TVA AGENCY ENERGY PLAN

This Plan is coordinated through TVA's Internal Energy Management Program (IEMP).

### Contact:

Steve L. Brothers  
Address: Tennessee Valley Authority  
1101 Market Street, EB3G-C  
Chattanooga, TN 37402-2801  
Phone: 423-751-7369  
E-Mail: slbrothers@tva.gov

### REVISIONS, DATES and REASON:

Revision 1, May 27, 1997. Revisions were made to incorporate new regulations, the joining of the ENERGY STAR Building Program and the Motor Challenge, and to facilitate the move of the IEMP from Customer Group under the COO to Facilities Services under the CAO.

Revision 2, September 10, 1998. Revisions were made to incorporate changes in organizational names and changes to regulations.

Revision 3, December 15, 1999. Revisions were made to incorporate changes in regulations.

Revision 4, October 23, 2000. Revisions were made to incorporate changes in regulations including Executive Order 13123 and Executive Order 13149.

Revision 5, December 26, 2001. Revisions were made to incorporate changes in organizational names and changes to regulations.

Revision 6, December 20, 2002. Revisions were made to incorporate changes in organizational names and changes to regulations including Executive Order 13221.

Revision 7, December 23, 2003. Revisions were made to incorporate changes in organizational names and updates to the Plan.

Revision 8, December 14, 2004. Revisions were made to incorporate changes in organizational names and updates to the Plan.

Revision 9, December 2, 2005. Revisions were made to incorporate changes in organizational names and updates to the Plan.

Revision 10, December 11, 2006. Revisions were made to incorporate updates to the Plan.



## TABLE OF CONTENTS

### TVA AGENCY ENERGY PLAN (revised 12/06)

- I. Introduction / Background
- II. Organization
  - A. Dissemination of Information
  - B. Organizational Plans
- III. Major Plan Components
  - A. Strategy
    - 1. Goals and Schedule
    - 2. Building Design and Renovation
  - B. Implementation
  - C. Identify and Prioritize Projects
  - D. Funding Strategy
  - E. Other Activities
- IV. Tracking and Reporting
  - A. Implementation Procedures
  - B. Progress Toward Meeting Objectives
    - 1. Quarterly Reporting
    - 2. Annual Reporting
    - 3. Other Reporting
  - C. General
- V. Special Problems
- VI. Additional Provisions
  - A. TVA Fleet Efficiency Strategy

## ENERGY PLAN

### I. Introduction/Background

The following TVA Agency Energy Plan (hereafter “the Plan”) has been established to meet applicable Federal statutory and regulatory requirements and the requirements of TVA’s Green Lights agreement with the Environmental Protection Agency (hereafter “the EPA”), the ENERGY STAR Building Program, the DOE Motor Challenge, and to comply with the annual implementation plan requirements of section 302 of Executive Order (E.O.) 13123, 13221 and 13149. TVA’s intention is to make TVA a Federal agency role model and leader in the wise management and use of energy. This Plan will be implemented by Chief Officers and Vice presidents (heads of TVA major groups). The TVA Senior Energy Official, through the IEMP, will coordinate the implementation of the Plan. This Plan promotes, recommends, and outlines the wise use of energy in TVA’s operations and in energy intensive equipment purchased for use inside the Agency. The Plan covers all organizations that are responsible for use of energy or purchase of energy consuming equipment. The Plan and supporting organizational energy management plans are intended to meet or exceed the energy reduction goals required under applicable Federal law, regulations, Executive Orders, and the voluntary goals TVA has established as a participant in EPA’s Green Lights, ENERGY STAR Buildings, ENERGY STAR and DOE’s Motor and Compressor Challenge Programs.

### II. Organization

#### A. Implementation of Plan and Dissemination of Information

The Agency Energy Management Committee (AEMC), under the sponsorship of the TVA Senior Energy Official, will be responsible for implementing this Plan and the clearing-house for information regarding energy responsibility to the various TVA Groups. The AEMC shall be the team described in section 305 of E.O. 13123.

#### B. Organizational Plans

Each Group shall establish its own plan, when appropriate, to meet or exceed the goals and objectives described under the Plan. These plans shall be updated and maintained to show how each organization intends to accomplish its goals and objectives. Plans and updates will be submitted to the IEMP through organization’s representatives on the AEMC at least annually, or when revisions are made, for reporting to DOE. Reports will be made to OMB, EPA and other federal agencies as requested or required.

### III. Major Plan Components

#### A. Strategy

TVA has established the following goals and schedule to comply with Federal laws, memorandums of understanding (MOU), regulations, and Executive Orders to make TVA a more energy efficient and environmentally friendly agency:

A. Strategy (continued)

1. Goals and Schedule

- a) To the extent it is able to do so through life-cycle cost-effective energy measures, reduce its greenhouse gas emissions attributed to subject facility energy use by 30% by FY 2010, as discussed in section 201 of E.O. 13123. Reduce overall energy consumption in TVA owned and leased buildings (subject to the National Energy Conservation Policy Act, as amended, and implementing E.O.'s and regulations from FY 1985 to FY 2010) by 35% (BTU/SQ FT/YR), and cut its energy use 2% per year starting in FY 2006 through FY 2015 with a base year of FY 2003 in its standard facilities including industrial and laboratory facilities to the extent to which these reductions are cost effective. Implement all cost-effective energy and water Energy Conservation Opportunities (ECOs) with a less than 10-year payback for all subject TVA-owned buildings. A building is defined as: "any enclosed structure that consumes energy and is not on wheels."
- b) Reduce energy consumption of subject industrial and laboratory facilities by at least 25% by the year FY 2010, as compared with FY 1990, to the extent that those measures are cost-effective, as noted by E.O. 13123 Section 203.
- c) Design all new TVA buildings (those designed after July 31, 1989) to be energy efficient, sustainable, and in compliance with 10 C.F.R. Part 435, Energy Policy Act of 2005 (EPA05) and the Federal Leadership in High Performance and Sustainable Buildings Memorandum of Understanding if cost effective.
- d) Conduct lighting surveys on all TVA buildings and reduce lighting energy use at least 50% without compromising lighting quality as part of the EPA Green Lights Program. This will not apply to those parts of TVA buildings which are exempt from the TVA/Green Lights agreement pursuant to Addendum 1 Section 1.B of the agreement.
- e) For total consumed energy within subject facilities, not less than 3% of renewable energy shall be used by FY 2007, 5% by FY 2010, and 7.5% by FY 2013 and beyond. These goals are to be obtained through the implementation of renewable energy projects and by obtaining electricity from renewable sources. For renewable energy produced and used on federal property the amount may be doubled. Hydro modifications (HMOD) counts as renewable with no current limit on year produced.
- f) Through life-cycle cost-effective measures, reduce energy consumption and associated environmental impacts within its subject facilities, as described in E.O. 13123 Section 205.

- g) Strive to reduce total energy use and associated greenhouse gas and other air emissions, as measured at the source, as described in E.O. 13123 Section 206.
- i) Implement best management practices to reduce water consumption and associated energy use in subject facilities to reach goals to be established under E.O. 13123 Section 503 (f), to the extent that these measures are cost-effective, as described in E.O. 13123 Section 207.
- h) Annually report progress in meeting the goals and requirements of E.O. 13123 to the President, as described in Section 303 of the E.O.
- i) Applicable to those facilities which are covered by the National Energy Conservation Policy Act, as amended, and E.O. 13123, enter and participate in a Federal ENERGY STAR Program Partnership Memorandum of Understanding (MOU) as an attachment to the current Federal ENERGY STAR Buildings Program and Green Lights MOU with the Department of Energy and Environmental Protection Agency. Under the Federal ENERGY STAR Buildings Program Partnership MOU, TVA will generally agree to aggressively pursue all life-cycle cost-effective energy efficient building systems upgrades in its existing facilities and will generally agree to design all new facilities in compliance with applicable codes and regulations, particularly 10 C.F.R. Part 435/434, subpart A or its successor.
- j) Participate in the DOE Motor and Compressor Challenge programs under which TVA will participate in a coordinated effort to encourage increased market penetration of more efficient electric motor and compressor systems. This will include TVA receiving reliable product and system information from DOE, customers and other Federal Agencies, helping develop new information based on communication with other organizations and experience in TVA facilities, and may entail TVA being recognized for developing more efficient and effective motor and compressor systems.
- k) Obtain, where applicable, alternative fuel vehicles (AFVs) and/or hybrid vehicles as provided by the Energy Policy Act of 1992 (EPA 92) and, to the extent to which it applies, E.O. 13149.
- l) Continue to conduct energy and water audits for its subject facilities each year, either independently or through Energy Savings Performance Contracts or utility energy-efficiency service contracts, as described in section 402 of E.O. 13123.
- m) When entering and/or renewing leases, as provided by section 403 (e) of E.O. 13123, to the extent wherever life-cycle cost-effective and legally permitted, TVA will seek to incorporate provisions in each lease that promote sustainability and minimize the cost of energy and water. Consideration shall be given to providing cost-effective preferences to buildings carrying the ENERGY STAR Building label.

A. Strategy (continued)

- n) Designate exemplary new and existing facilities with significant public access and exposure as showcase facilities to highlight energy or water efficiency and renewable energy improvements, as described in Section 406 (e) of the E.O. 13123
- o) In accordance with section 304 of E.O. 13123, designate a senior official to be responsible for achieving the goals of this policy. Such official shall be appointed to the Interagency Energy Policy Committee (656 Committee/Senior Officials).
- p) Strive, where cost-effective, to meet the ENERGY STAR criteria for energy performance and indoor environmental quality in its eligible facilities to the maximum extent practicable by the end of FY 2002, as described by E.O. 13123 Section 403 (c).
- q) Re-survey appropriate buildings every five years.
- r) Explore efficiency opportunities in its subject industrial facilities for steam systems, boiler operation, air compressor systems, industrial processes, and fuel switching, including cogeneration and other efficiency and renewable energy technologies, as described in E.O. 13123 Section 403 (f).
- s) Implement district energy systems, and other highly efficient systems, in new construction or retrofit projects when life-cycle cost-effective, as described in Section 403 (g) of E.O. 13123.
- t) Strive to improve the design, construction, and operation of its mobile equipment and implement all life-cycle cost-effective energy efficiency measures that result in cost savings while improving mission performance, as discussed in Section 405 of E.O. 13123.
- u) Strive to use management strategies, such as employee incentive programs, as described in Section 406 of E.O. 13123, to achieve the objectives of the E.O.
- x) In accordance with E.O. 13221, purchase standby power equipment which meets the standards of the E.O. where life-cycle cost-effective and when practical.
- z) Install meters on all facilities as described in TVA's Metering Plan, where practicable, by October 1, 2012.
- aa) Plan for and include specifications for energy efficient products (ENERGY STAR or FEMP designated products). These products are to be utilized when and where life-cycle cost effective and available.
- bb) Where cost effective and feasible, for all electric motors 1-500 HP, purchase premium efficient motors.

A. Strategy (continued)

- cc) Where life cycle cost effective and feasible, increase performance to 30% higher than ASHRAE 90.1 or the 2004 International Energy Conservation Code and include sustainable design principals to the sitting and design of all new buildings including water efficiency.

2. Building Design and Renovation

- a) Sustainable Building Design. Apply sustainable design principles as outlined in the Federal Leadership in High Performance and Sustainable Buildings Memorandum of Understanding to the design and construction of subject new facilities. Apply these and other cost effective principles through the TVA Sustainable Design Program.
- b) New Building Design. All design firms doing building design work on TVA buildings must certify compliance at the contract execution. This statement shows that the firm will adhere as required to 10 C.F.R. 434/435 and any other energy regulation applicable to the particular building type under design. At the conclusion of the design, the responsible design organization will complete, sign, and submit a 10 C.F.R. Part 435 Compliance Form to the IEMP.
- c) Existing Building Renovation. Energy and water surveys will be conducted to discover potential energy conservation opportunities (ECOs) and best management practices (BMPs) for water. The life-cycle cost-effective recommendations from these surveys will be implemented in existing buildings. Also, buildings will be evaluated for cost effective sustainable options.

B. Implementation

ECOs, BMPs, and sustainable options will be considered for implementation if, after completion of the life-cycle cost analysis, the project is shown to be cost effective and has a less than 10-year payback.

To ensure effective Policy implementation, reports on progress toward energy reduction goals, BMPs, and sustainable options achieved are required to be submitted to the IEMP by all TVA organizations affected at least annually.

TVA will use all practical means to ensure its programs, projects, and activities protect and enhance the quality of the human and natural environment. At the earliest practicable time, when a proposed project has environmental impacts, the office proposing an action under this Plan will initiate environmental review.

C. Identify and Prioritize Projects

Life-cycle cost-effective ECOs, BMPs, and sustainable options will be reviewed and ranked for implementation based on their Savings to Investment Ratio (SIR), their Internal Rate of Return (IRR), and their impact on TVA's mission. The projects will be prioritized for implementation based on best return on investment and necessity to support TVA's mission and responsibility to its customers.

D. Funding Strategy

All ECOs, BMPs, and sustainable options analyzed shall be evaluated using the guideline of NIST Handbook 135, Life-Cycle-Costing Manual for the Federal Energy Management Program. Those cost-effective ECOs, BMPs and sustainable options having a 10-year or less payback and a savings to investment ratio greater than one will be budgeted for and implemented contingent on their support to TVA's mission and responsibility to its customers. For ECOs on TVA buildings not covered under EPAct 92, but considered under Green Lights (ENERGY STAR), cost effectiveness shall be based on current TVA financial standards and business practices.

The following funding options will be considered when implementing ECOs, BMPs, and sustainable options:

1. Direct funding from TVA operating capital,
2. Utility sponsored demand side management programs,
3. Energy Savings Performance Contracts and Shared Savings Agreements, and
4. Federal Energy Efficiency Fund.

E. Other Activities

TVA will consider implementation of all cost-effective operation and maintenance energy management projects in its day-to-day energy management activities. Water flow restriction devices and other activities which would conserve and preserve our water resources will be considered for implementation. TVA will demonstrate and implement energy efficient electrical equipment in its internal operations where appropriate and will promote their use to its customers. TVA will implement an energy awareness campaign annually to obtain employee assistance in reducing energy use. TVA will also continue its sustainable design efforts through the direction of the Sustainable Design Program.

IV. Tracking and Reporting

A. Implementation Procedures

If an ECO has a less than five-year payback and meets TVA's IRR, as defined by TVA's CFO, this ECO will be considered for implementation during the next budget cycle. Water conservation objectives and sustainable options will be considered for

A. Implementation Procedures (continued)

implementation when, after life-cycle-cost analysis, their payback is less than ten years.

## B. Progress Toward Meeting Objectives

All TVA organizations that have responsibility for energy and water consumption in buildings or operations will report this usage to the IEMP.

### 1. Quarterly Reporting

On a quarterly basis, unless otherwise specified, organizations which have identified or implemented ECOs, BMPs and/or sustainable options will report this information to the IEMP.

### 2. Six Month Reporting

Every six months (December & June), all organizations which have responsibilities over energy and/or water use in operations or buildings will describe energy management or conservation programs, projects, or operations performed and those projects, programs, and operations planned for the next six month period.

### 3. Other Reporting

- a) Individual organizations may implement reporting requirements within their organizations in order to monitor usage in an effort to enhance performance.
- b) Organizations may receive copies of the reports sent to DOE upon request. All other reports generated to assist TVA in its effort to be a leader in energy management and conservation will be available upon request.

## C. General

All TVA employees and organizations are encouraged to reduce energy and water waste. New and innovative ideas and techniques for the reduction of energy and water waste and better energy management should be communicated to the IEMP so the information can be shared throughout TVA. In selection of equipment, electrical alternatives shall be chosen whenever cost-effective and whenever possible. TVA buildings will be used to demonstrate the application of innovative energy and water efficient technologies.

## V. Special Problems

Organizations having special problems meeting The Plan should submit a description of those problems to the IEMP for review. Any problems needing DOE attention will be communicated annually in TVA's annual report to DOE.



VI. Additional Provisions

A. TVA FLEET EFFICIENCY STRATEGY (Attachment 9)

Background:

This strategy defines TVA's commitment to vehicle fleet and transportation efficiencies as described in EPA Act 92 and E.O. 13149. The strategy is an internal part of the decision making process for fleet purchases and operations for TVA.

Responsibilities:

Administration: Program administrator and owner of the fleet efficiency strategy, goal setting, etc. Transportation Services will coordinate the implementation of the strategy in TVA through the Agency Energy Management Committee. Committee members representing this program include Kathy Ellis of Fleet Management and David Gordon of Heavy Equipment:

- a) John E. Long, Jr. is the designated Senior Energy Official and Executive Vice President of Administrative Services.
- b) Stephen L. Brothers is the designated Chief Energy Manager, manages the TVA Internal Energy Management Program (IEMP) and is chairperson for the Agency Energy Management Committee.
- c) David R. Zimmerman is the manager of the TVA Sustainable Design Program.

**Attachment 9**

**Tennessee Valley Authority  
Compliance Strategy  
for E.O. 13149**

Original: October 4, 2002  
Revised: November 4, 2004  
Revised: November 30, 2005  
Revised: December 13, 2006

## Tennessee Valley Authority Compliance Strategy for E.O. 13149

### Executive Summary

TVA's mission includes generating and transmitting electric power to fulfill the needs of almost eight million users throughout its seven-state service territory, and specifically includes the major objective of selling power at rates as low as feasible. All TVA operations (including but not limited to 29 hydroelectric plants, 15 fossil-fueled plants, three nuclear plants, and 17,000 miles of transmission lines and facilities) are independently funded by power sales and by power revenue bonds (which are not obligations of, nor backed by, the United States); TVA receives no appropriated funds. Consistent with its mission requirements and its independent corporate status, TVA intends to comply with E.O. 13149 to the extent feasible. TVA has a long history of demonstrating stewardship toward energy reduction and fuel efficiency and will continue to work toward meeting fuel reduction and vehicle efficiency.

TVA's fleet strategy is to examine current vehicle use and replacement and where possible, choose replacement vehicles that are most efficient. TVA, as a major provider of electricity will continue to make use of alternative fueled vehicles (AFVs) including those that use electric power and acquire additional vehicles to meet requirements under the Energy Policy Act of 1992 and 2005 (EPAAct92/05). TVA has recognized the value of hybrid electric vehicle technology in reducing fuel consumption, increasing versatility, and promoting electric propulsion and has included these vehicles in its fleet. TVA created a hybrid-fleet program in FY 2002 which is a partnership effort between TVA's Energy Management and Fleet Management organizations. In FY 2006, TVA added five hybrid gas/electric vehicles and 23 AFV's to its fleet, bringing the total number of hybrid vehicles to 30 and AFV's to 75.

In FY 2006 TVA reported in its "Federal Agency Annual Report on Energy Management" the following data:

- Annual MPG Sedans – 28
- Annual MPG Light Trucks (4x2) – 15.3
- Annual MPG Light Trucks (4x4) – 13.7

### I-1. TVA Petroleum Use

Petroleum use for covered vehicles will continue to be reported in FAST; however, gasoline and diesel fuel usage for FY 2006 and associated cost is listed below. This data includes fuel used by light duty, medium duty and heavy duty vehicles. The source of this data is the "TVA Energy Management Annual Report for FY 2006."

- Gasoline – 2,694,790 gallons. Cost: \$6,521,392
- Diesel Fuel – 1,286,947 gallons. Cost: \$3,320,323

To increase MPG for FY 2007, TVA plans to purchase more fuel efficient vehicles where possible, including additional hybrid vehicles. Fuel saving activities will be reported each year in the TVA Energy Management Annual Report.

## **I-2. TVA Fleet Characteristics and AFVs**

TVA vehicles are spread across its seven-state service area. The TVA service area covers all of Tennessee and portions of six other states; therefore, employees are widely dispersed and often travel significant distances to attend meetings and presentations. TVA vehicles are used primarily outside of metropolitan statistical areas as described in EPAAct92/05. Also, significantly for purposes of EPAAct92/05 Alternative Fueled Vehicle requirements, TVA has no central fueling facilities in metropolitan statistical areas. Further, as coordinated with DOE, TVA vehicles used in maintaining the reliable operation of the power system appear to be within the intent of EPAAct92/05 exemptions such as for emergency or off-road vehicles. Based on these facts, EPAAct92/05 does not impose significant AFV purchase requirements on TVA but, TVA nonetheless does intend to continue to add to its current fleet of AFVs. Annual fleet characteristics for vehicles covered under EPAAct92/05 will be reported in FAST.

## **I-3. TVA Fleet Strategy to Reduce Fuel Use and Increase Efficiency**

TVA's fleet strategy is to replace vehicles with those that are more efficient where practical. To facilitate this effort, TVA has produced several guides accessible to employees as needed, which graphically compare the fuel use and operating costs of various types of vehicles.

TVA will continue to utilize various transportation options related to increasing efficiency including the use of personal vehicles, short term rental cars, short term leases and assigned vehicles. This information will also be made available to employees to determine the best method of transportation based on trip duration and miles driven.

TVA examines current vehicle use and replacement and, where possible, chooses replacement vehicles that are most efficient. TVA, as a major provider of electricity, will continue to make use of alternative fueled vehicles that use electric power and acquire additional vehicles to meet requirements under EPAAct92/05. TVA recognizes the value of hybrid electric vehicle technology in reducing fuel consumption, increasing versatility, and promoting electric propulsion. TVA has added hybrid vehicles to its fleet and will continue to do so.

TVA's Agency Energy Management Committee (AEMC) facilitates compliance with federal statutes, Executive Orders, federal regulations, TVA energy and related environmental management objectives, and obligations under the Environmental Protection Agency's (EPA) Green Lights Program (GL), EPA's Energy Star Buildings Program (ESB) and EPA's Energy Star Program (ESP). The AEMC serves as the agency energy team. This committee is comprised of representatives from each TVA organization responsible for energy management and associated environmental considerations in facility and general operations inside the agency. The AEMC provides an avenue for sharing lessons learned and replicating success, including fuel use and increased vehicle efficiency. This committee meets every other month.