

# Reproduction, Day 5: Birth Control

Special Education: Secondary, Lesson #23

## Student Learning Objectives:

---

To be able to...

1. Explain that birth control is a way of preventing pregnancy
2. Identify three methods of birth control or explain how they work in terms of their impact on sperm and egg.
3. Identify use of birth control as a decision requiring more thought and consideration of feelings, beliefs and values
4. Identify one person they could talk to get more information about birth control.

## Materials Needed:

---

Methods of Birth Control Transparency

Whiteboard or easel paper and pens for brainstorming

Hat or small box

Vocabulary Review Game definitions, laminated and cut into strips for activity

Music source (like a stereo, computer, or CD player)

**Optional, but highly recommended:** birth control method kit and anatomical models  
(see Appendix I for where to obtain these)

## Agenda:

---

1. Review reproductive anatomy
2. Review sexual decision-making
3. Introduce the topic
4. Kinds of birth control
5. Vocabulary review game
6. Resources

In this lesson, students are given some basic information on birth control and are encouraged to seek more information from people who can help them, if they should need it.

You may want to discuss contraception options with students' families as well, and be sure they are aware of current contraceptive technology. Planned Parenthood and the Family Planning Program of your local Public Health Department are good resources. They can provide contraceptive supplies, films, videos and speakers. The CDC offers an STD 101 Toolkit In-a-Box. There is online training and concrete examples of nine forms of contraception with accompanying lessons. It can be found at: <http://www2a.cdc.gov/std101> Note: there is a fee for the training and supplies.

### Activities:

**In order for contraceptive use to be effective, it must be used appropriately, correctly and consistently. For people with developmental disabilities, it is likely that individual instruction and support may be in order, if contraceptive use is to be effective. Refer to appropriate agencies for guidance.**

#### 1. Review reproductive anatomy

- A. Show **Transparencies 7 & 9 from Lesson 16**, showing the private parts of the body. Review names for parts and their functions.
- B. Review the **Parenthood Transparency from Lesson 21**, showing the sequence of events of reproduction - from deciding to have a baby through sexual intercourse to parenthood.

#### 2. Review sexual decision-making.

- A. Discuss with students:
 

*"In our culture, many people think it is best to wait to have sexual intercourse until you are an adult. They think that having sex is not safe for children or teenagers. Some believe adults should wait until they are married to have sex. They think it's wrong to have sex unless you are married, even if you're grown. Others think it's wrong unless you are in love. But almost all think it's important to wait until you are an adult. Really think hard about your feelings and beliefs and those of your family, before you make up your mind about sex. I would really encourage you to discuss this with your family or a trusted adult.*
- B. Ask students to consider the things they should think about before making a decision to have sexual intercourse with another person. Record their brainstorm on the board or on paper. Have them think of other types of sexual expression that show caring and affection - alternatives to sexual intercourse. Record this brainstorm.
- C. Discuss that if someone does decide to have sexual intercourse, they then have to think about the possibility of pregnancy.

#### 3. Introduce the topic

- A. If people decide they don't want to have a baby – even if

**“Birth control keeps pregnancy from starting”.**

they’re married -- but they *do* want to have sexual intercourse, there are things they can use to keep a pregnancy from starting. Today’s lesson is about some of the ways to keep a pregnancy from starting. This is also called birth control.

- B. Discuss with students that just because you are talking about having sexual intercourse and using birth control in this class doesn’t mean that you are assuming that students are sexually active at this time or that it’s something kids your age do. Some do. The majority don’t.
- C. Explain to the class some reasons for learning about this subject:
  - To give students information that many will need as adults.
  - To help students understand the facts so that they can discuss their feelings and beliefs about the subject with their families and with other trusted adults (e.g. religious leaders).
  - To help those who do have sex (now or in a few years) to reduce their risk of having to parent, if they don’t think they should have a child or they don’t want to have one yet.

**TEACHER’S NOTE:** Information about birth control technology changes over time. For sources of current, accurate information, see Appendix I.

**4. Kinds of Birth Control**

- A. Begin by reviewing the process of fertilization, introduced in Lesson 19.

Draw a sperm



and an egg



on the board and remind the class that it takes a sperm cell from a man and an egg cell from a woman to start a pregnancy.

**B. *When people want to have sexual intercourse, but do not want to start a pregnancy they use “birth control.”***

As you are describing the methods, use the example blackboard drawings to illustrate your descriptions of the various methods. Use the *Methods of Birth Control Transparency*, periodically revisiting Transparencies 7 & 9 from Lesson 16 to show where on the body each method is used.

**This information will be most useful if you use a birth control method kit and anatomical models to demonstrate the methods described.**

- 1. **Abstain.** *The only sure thing people can do if they want to be certain they won’t start a pregnancy, is to not*

**TEACHER’S NOTE:** Technically, sterilization should also be considered to be a barrier method as sperm and egg are blocked. It is included as a separate method to provide a clear discrimination between a temporary method (condoms, etc.) and a permanent method.

*put the penis in the vagina. This is called “abstinence” or “abstaining”. Many people think it is best to wait until you are an adult to have sexual intercourse.*

2. **Condom.** *Condoms, which cover the penis, keep the sperm from getting near the egg. A man puts a condom on when he has an erection, before he puts his penis near the vagina.*
3. **Birth Control Pills or Shots.** *Pills and shots can tell the ovaries not to let any eggs out. A woman takes one birth control pill every day. Or she gets a special shot (sometimes called by the brand names Depo Provera, which is used every 3 months, or Lunelle, the once-a-month shot). If no egg comes out, the sperm cannot meet it.*
4. **IUD.** *An “IUD” or “intra-uterine device” is a little piece of plastic (sometimes wrapped in copper wire or containing a hormone) that a doctor puts inside the women’s uterus. IUDs make sperm travel less well, keeping them away from the egg.<sup>1</sup> An IUD can also keep an egg from attaching to the uterus.<sup>2</sup> IUDs with hormones thicken cervical fluid to keep the sperm from joining the egg.<sup>3</sup>*
5. **Sterilization.** *A man can have a doctor tie his vas deferens tubes so no more sperm come out; semen still comes out and it looks the same, but it has no more sperm in it. Or a woman can have a doctor tie her fallopian tubes, so the egg will just dissolve each month without meeting any sperm. This is called “sterilization.” It involves a small operation for a man, a bigger operation for a woman. Once it is done, it is very hard to change. So the decision to be sterilized must be made very carefully, with a lot of thought about feelings and beliefs.*
6. **Emergency Contraception.** *Also called “Plan B,” these are pills a woman can take after having sex, for up to 5 days to keep from releasing an egg.<sup>4</sup> They don’t work as well as regular birth control pills, but they are a good back-up method, in case people didn’t plan to have sex, or a woman got raped, or if a condom breaks, for instance. People can call 1-888-not-2-late to find out where emergency contraception is available near where they live.*

### **5. Vocabulary Review Game: “Hot Potato”**

- A. Place strips of paper with definitions (see end of lesson) into a hat or a small box. Have students stand in a circle. Explain they will play Hot Potato. When the music stops, the student with the hat has to take one strip out, read the definition aloud (or hand it to you to read, if the student is a

non-reader), and ask a volunteer who raises her hand to tell the word that the definition describes. You may play music or start students clapping or ask them to sing a song. Collect strip so it does not go back into hat. After one student has gone, start the music again, and continue playing until all strips have been read aloud. Allow discussion and questions as each term is announced.

- B. Alternately, for more able students, divide students into six small groups. Give each group one method card. They are to discuss the method for several minutes (with a facilitator if necessary) and then paraphrase for the class how that method works. These cards may also be used to aid discussion with parents at home.

## 6. Resources

- A. Ask the class who they might discuss birth control with if they had questions or concerns.
- B. Write their answers on the blackboard. Be sure to include:
- Sexual partner
  - Family or trusted adult for help with feelings or beliefs
  - Doctor or nurse
  - Planned Parenthood or the Family Planning Program of the local county Public Health Department or some other family planning agency
  - 1-888-NOT-2-LATE for emergency contraception information

---

## REFERENCES:

<sup>1</sup> Hatcher, Robert A. et al. (2005) *Contraceptive Technology* (18<sup>th</sup> Rev. Ed.). New York: Ardent Media, Inc.

<sup>2</sup> Family-Planning Program, Public Health - Seattle & King County. (March 14, 2006) Section II. Intrauterine Device. *Clinical Practice Guidelines 2001*, last updated July 6, 2005.

<sup>3</sup> Hatcher, Robert A. et al. (2005)

<sup>4</sup> Family-Planning Program, Public Health - Seattle & King County. (March 14, 2006) Section II. Emergency Contraception. *Clinical Practice Guidelines 2001*, last updated July 11, 2005.

# Dear Trusted Adult,

In class we talked about methods of birth control and how they work to keep pregnancy from starting. The lesson built on previous concepts and placed a heavy emphasis on both abstinence and careful sexual decision-making. Once again, students were advised to seek insights from family or trusted adult friends.

The term "abstinence" was introduced, and students were taught that many people feel it is appropriate to wait until you are an adult before you have sexual intercourse. Students were advised to discuss this subject with their families or a trusted adult, and to carefully consider their feelings and beliefs about the issues before making up their mind.

Some ways you can support this learning are to:

- Make yourself available for discussion about this subject.
- Ask about information learned in class. Discuss the birth control worksheet used during class.
- Discuss the following situations and share your feelings and beliefs:
  1. Ron and Sue have been going out on dates for 2 months. They have kissed and held hands. They are thinking about having sexual intercourse.
    - "I believe sexual intercourse is..."
  2. Ron and Sue decided they want to have sexual intercourse, but don't want to be pregnant.
    - "I believe birth control is ..."

If you have any questions or comments, please call me.



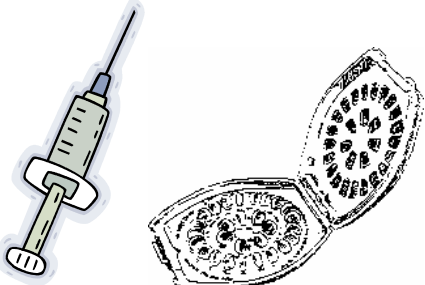



Sincerely,

---

Teacher, Principal or Nurse

**NOTE: All Trusted Adult Exercises are Optional.**

# Methods of Birth Control Transparency

<p><b>1. Abstain</b></p> 	<p><b>2. Block sperm</b></p> 
<p><b>3. Stop eggs</b></p> 	<p><b>4. Keep sperm from egg &amp; egg from uterus</b></p> 
<p><b>5. Tie Tubes</b></p> 	<p><b>7. Emergency Contraception</b></p> <p><b>1-888-NOT-2-LATE</b></p> 

# Vocabulary Review Game: Hot Potato

---

**Teacher directions:** Photocopy then laminate this sheet (to allow for repeated use). Cut strips along dotted lines. Place in hat or box that can be passed around by students. Be sure to account for all strips at end of class!

Answer key [and what lesson the term was first introduced]

1. abstinence [22, very briefly; 23, primarily]
2. condom [23]
3. birth control pill [23]
4. Depo-Provera or Lunelle [23]
5. IUD (Intra Uterine Device) [23]
6. sterilization [23]
7. sperm [16]
8. egg [16]
9. fertilization [19]
10. emergency contraception [23]

---

1. Not having sexual intercourse

---

2. Something a man wears on the penis to block sperm from meeting an egg

---

3. A pill a woman takes every day to keep an egg from coming out of the ovary



---

4. A shot a woman gets once a month or once every 3 months (depending upon the kind) to keep the eggs from coming out of the ovary

---

5. A tiny plastic thing that a doctor can put inside a woman's uterus to keep sperm away from the egg and to keep eggs from nesting in the uterus

---

6. Surgery you can have when you're really sure you don't want a child – or don't want any more children -- to keep sperm out of a man's semen or to keep eggs from getting to a woman's uterus

---

7. This cell is in a man's semen and tries to meet the egg inside the woman.

---

8. This cell is in a woman's ovary and waits to meet the sperm inside the woman.

---

9. This happens when the sperm gets inside the egg.

---

10. A woman can take these pills to keep an egg from coming out of her ovary AFTER she has had sex (if she didn't use birth control or a condom broke or if she was raped).