

# Understanding the Body, Day 1: Anatomy

Special Education: Secondary, Lesson #16

## Student Learning Objectives:

---

To be able to...

1. Correctly label themselves as male or female.
2. Identify private parts of the body.
3. Correctly label non-genital parts of the body using appropriate vocabulary
4. Correctly label genital parts of the body using appropriate vocabulary

## Materials Needed:

---

One copy for each student of *Worksheets 1, 3, 6 & 8* and of the *Handout 10*  
Ten Transparencies

## Agenda:

---

1. Review gender identification
2. The whole body - with private parts covered
3. Private parts of the body
4. The whole body - with private parts uncovered
5. Reproductive parts (internal)
6. Reproduction anatomy vocabulary

In order for your students to understand the upcoming puberty and reproductive biology lessons, they must first have a firm grasp of the concept of human anatomy - body parts.

You may also want to consider teaching reproduction as part of a unit on body systems - including the digestive, circulatory, muscular systems, etc. This places reproduction appropriately as one of many fascinating systems of the human body.

## Activities:

### “Body Parts”

**Use life-sized body charts or anatomically correct teaching dolls (See Appendix I for sources to order these)**

**Point to parts on the teaching doll or life-size chart as you get students’ help naming parts.**

**Use matching exercises to teach anatomical names. Give students a card with the public (adult, medical) name for the part on it. Ask them to place it on the appropriate place on the projected transparency.**

### 1. Review gender identification

- A. Tell students that “today’s lesson is about body parts. We are going to learn about names for different body parts.
- B. As a warm-up, repeat the gender identification exercise: Ask first for all the males in the class to stand up and then the females, unless you have students with significant gender variance or who are transgender, for whom the exercise might not be fair.

### 2. Public Parts of the body

- A. Hand out and project *Worksheet/Transparency 1: Public Parts*. Point to each part of the body and ask students “What is this called?”
- B. Write in the answers as they name them or project Transparency 2 so they can see they got the answers right.

### 3. Private parts of the body

- A. Tell the class that the bodies they are about to see aren’t wearing any clothes. This may make some people feel uncomfortable, or make them want to giggle. It’s ok to feel nervous, just remember the class rules.
- B. Be sure that each student has a pen or pencil and at least one crayon or colored marker.
- C. Hand out and project *Worksheet/Transparency 2: Private Parts*.
- D. Have students point to the private parts of the body on their worksheet. These are the parts covered by the underwear or a bathing suit. These parts of the body are always kept covered when we are in public.
- E. Have students write the names of those parts on their Worksheets and color the private parts as if they were creating underwear or bathing suits for these two people.

### 4. The Whole Body - with private parts uncovered

- A. Project *Transparency 5*. Point to each part of the body and ask students to name it, as review.

## 5. Reproductive Parts

- A. Project *Transparency 6: Female Reproductive Parts*. Explain to students that this is what we would see if we could look inside the private parts of the body, behind the skin. Remind students that these parts of the body are private.
- B. Go through the terms one by one and describe the function of each part. You can either write these terms on *Transparency 6* as you go or switch to *Transparency 7*.

### Vocabulary:

- **Clitoris (klit'-er-us):** part of female's genitals which is full of nerves
- **Fallopian (fuh-low'-pee-un) tubes:** the tubes the egg travels through to get from the ovary to the uterus
- **Labia (lay'-bee-uh):** folds of skin that protect the opening to the vagina
- **Ovaries (oh'-vuh-reez):** two small organs where "egg cells" are stored and female hormones are made.
- **Uterus (you'-tuh-rus):** the organ where a "fetus" or baby grows for about nine months - sometimes called the "womb".
- **Vagina (vuh-jie'-nuh):** the opening in the female "genitals" or private body parts through which a baby can be born, and where the blood comes out when she menstruates (has a period).

Model correct pronunciation. Then have students say each term in unison.

- C. Hand out Worksheet 6. Students can work individually or in pairs or small groups. Ask students to label the parts of the body
- D. Repeat the process for male reproductive parts.

### Vocabulary:

- **Penis (pee'-nis):** the part of a male's body that he urinates with (when he goes to the bathroom), and ejaculates with (when he masturbates, has sex, or is sleeping).
- **Scrotum (skroh'-tum):** the pouch or "bag" of skin that hangs behind the male's penis and contains the testicles.
- **Testicles (tes'-tick-uhlz):** two round organs found behind the penis, which make "sperm" and male hormones. Testicles are inside the "scrotum".
- **Urethra (you-reeth'-ruh):** the tube in a male's or female's body that carries urine out of the body when they use the bathroom. In a male's body, it is the tube inside the penis and it also carries sperm out of the body, but not at the same time.
- **Vas deferens (vaz def'-er-enz):** the tubes in the male's body that sperm travel through.

## 6. Reproduction Anatomy Vocabulary

- A. Project *Transparency 10*. Hand out copies as a reference tool for student's workbooks. (Note that we didn't include the anus or navel as they are not reproductive parts and are only on the charts to orient students. Women's urethras are also not reproductive parts.)
- B. On the board make two columns headed "male" & "female."
- C. Ask students to decide which vocabulary terms apply to males, which to females, and write them in the appropriate columns on the board.

## Dear Trusted Adult,

In class we talked about public vocabulary for anatomy. You can help with this aspect of learning by exploring new language students have learned, and using the same terms when they arise, if appropriate. New vocabulary words we learned today are:

- **Clitoris (klit'-er-us):** part of female's genitals which is full of nerves.
- **Fallopian (fuh-low'-pee-un) tubes:** the tubes the egg travels through to get from the ovary to the uterus.
- **Labia (lay'-bee-uh):** folds of skin that protect the opening to the vagina.
- **Ovaries (oh'-vuh-reez):** two small organs where egg cells are stored and female hormones are made.
- **Penis (pee'-nis):** the part of a male's body that he urinates with (when he goes to the bathroom), and ejaculates with (when he masturbates; has sex, or is sleeping).
- **Scrotum (skroh'-tum):** the pouch or "bag" of skin that hangs behind the male's penis and contains the testicles.
- **Testicles (tes'-tick-uhlz):** two round organs found behind the penis; which make "sperm" and male hormones. Testicles are inside the "scrotum".
- **Urethra (you-reeth'-ruh):** the tube in a male's or female's body that carries urine out of the body when they use the bathroom. In a male's body, it is the tube inside the penis and it also carries sperm out of the body, but not at the same time.
- **Uterus (you'-tuh-rus):** the organ where a "fetus" or baby grows for about nine months - sometimes called the "womb".
- **Vagina (vuh-jie'-nuh):** the opening in the female "genitals" or private body parts through which a baby can be born, and where the blood comes out when she menstruates (has a period).
- **Vas deferens (vaz def'-er-enz):** the tubes in the male's body that sperm travel through.

You can also help by using teachable moments - moments when questions come up about body parts and body functions in natural contexts (dressing, getting changed for swimming, doing laundry, at the doctors, buying new clothes), can be moments for reinforcing correct public language.

It's also fine to have a family ("private") language. Sometimes the softer, family words for sexual parts communicate a playful, less clinical attitude about bodies than the "public" (adult, medical) words. But young people also need a standard language for talking with doctors; in classes, with police if they should ever have to report an assault) ... and for finding answers in books.

If you have any questions or comments, please call me.

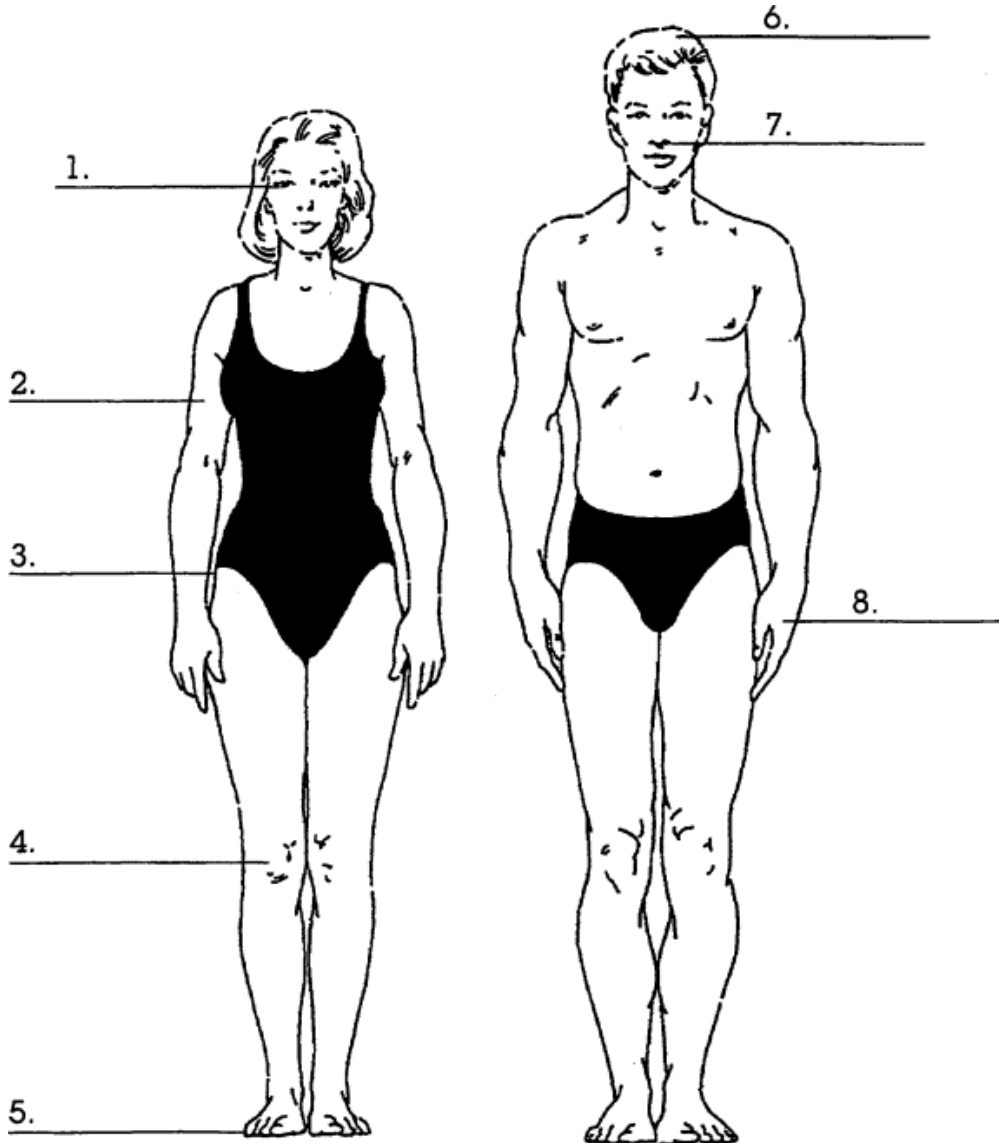
Sincerely,

---

Teacher, Principal or Nurse

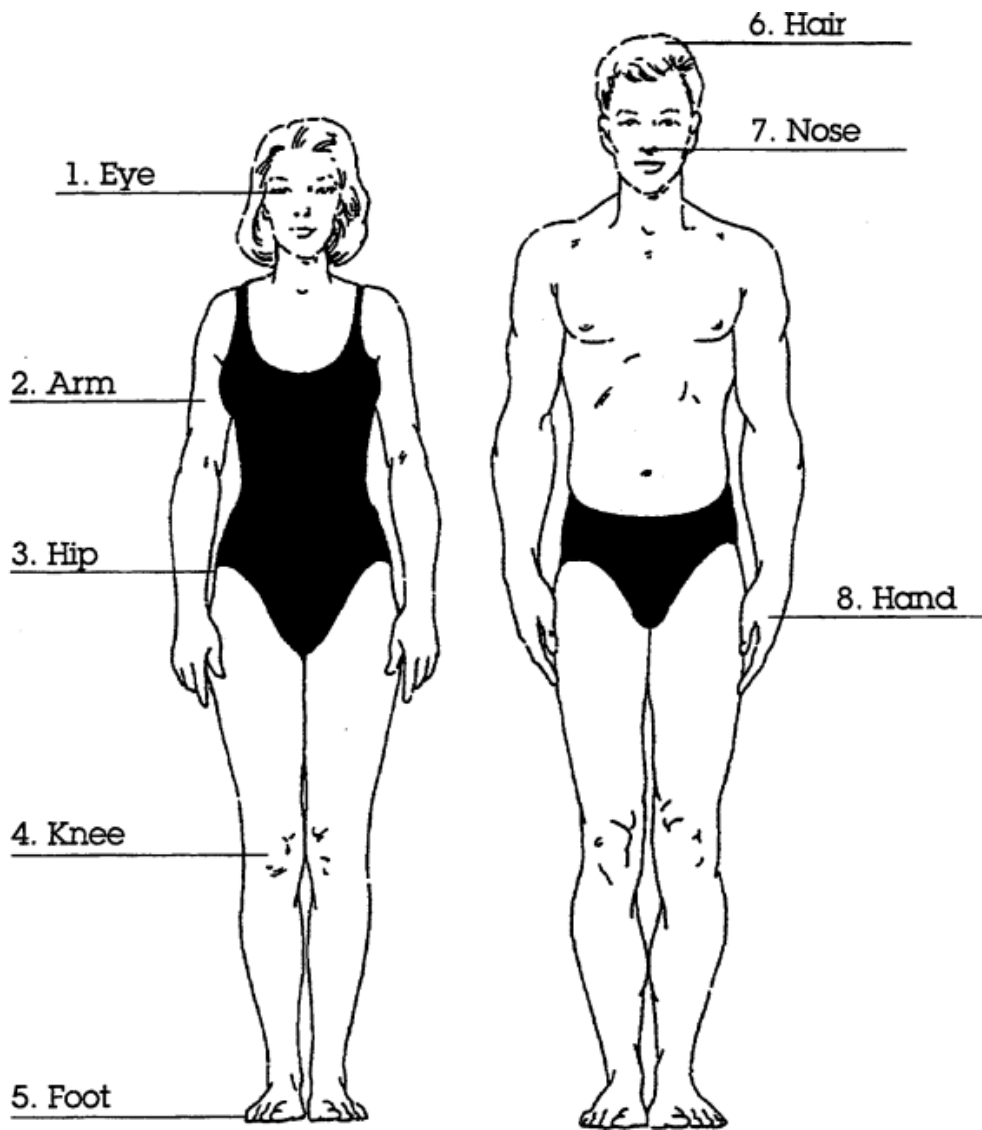
**NOTE: All Trusted Adult Exercises are Optional.**

## Worksheet/Transparency 1: Public Parts



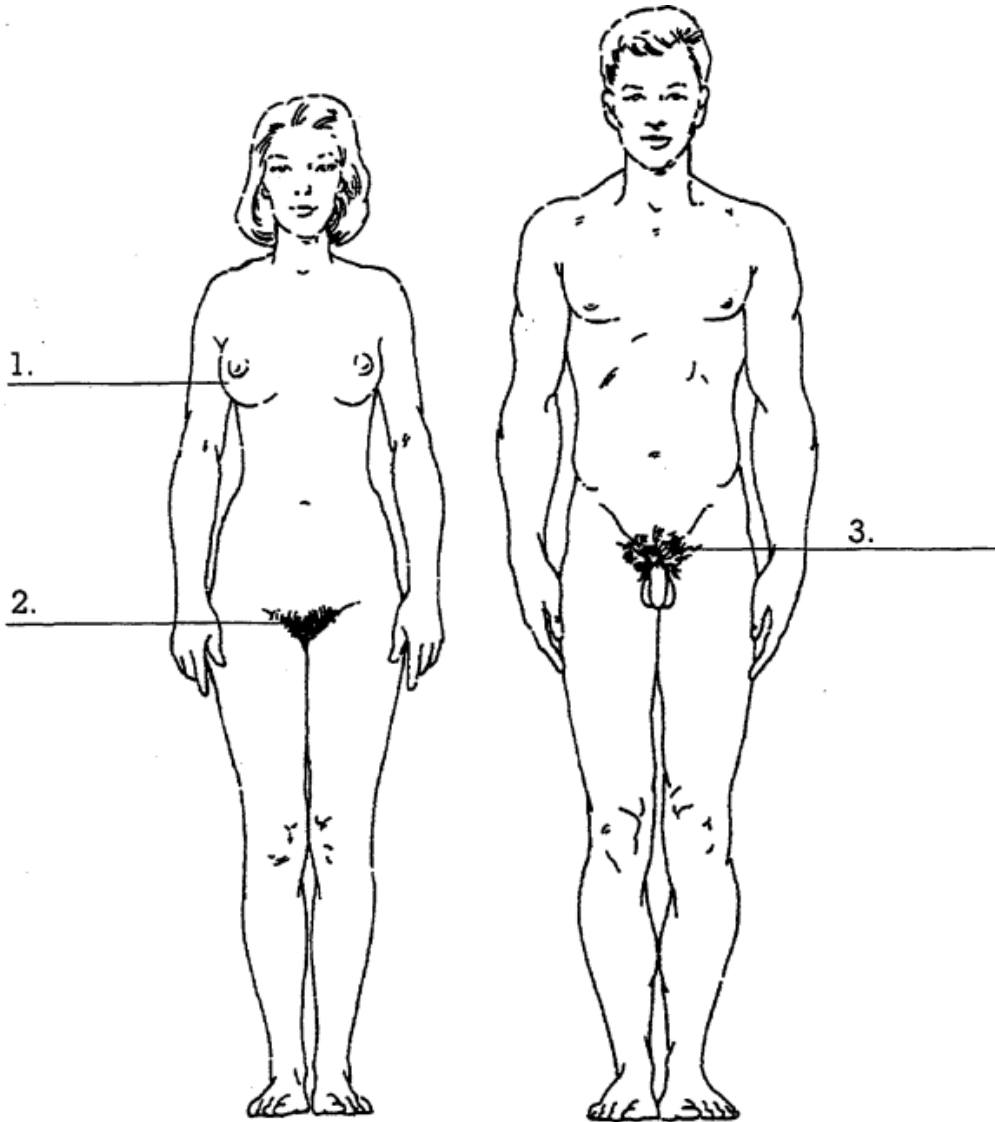
## Transparency 2: Public Parts

---



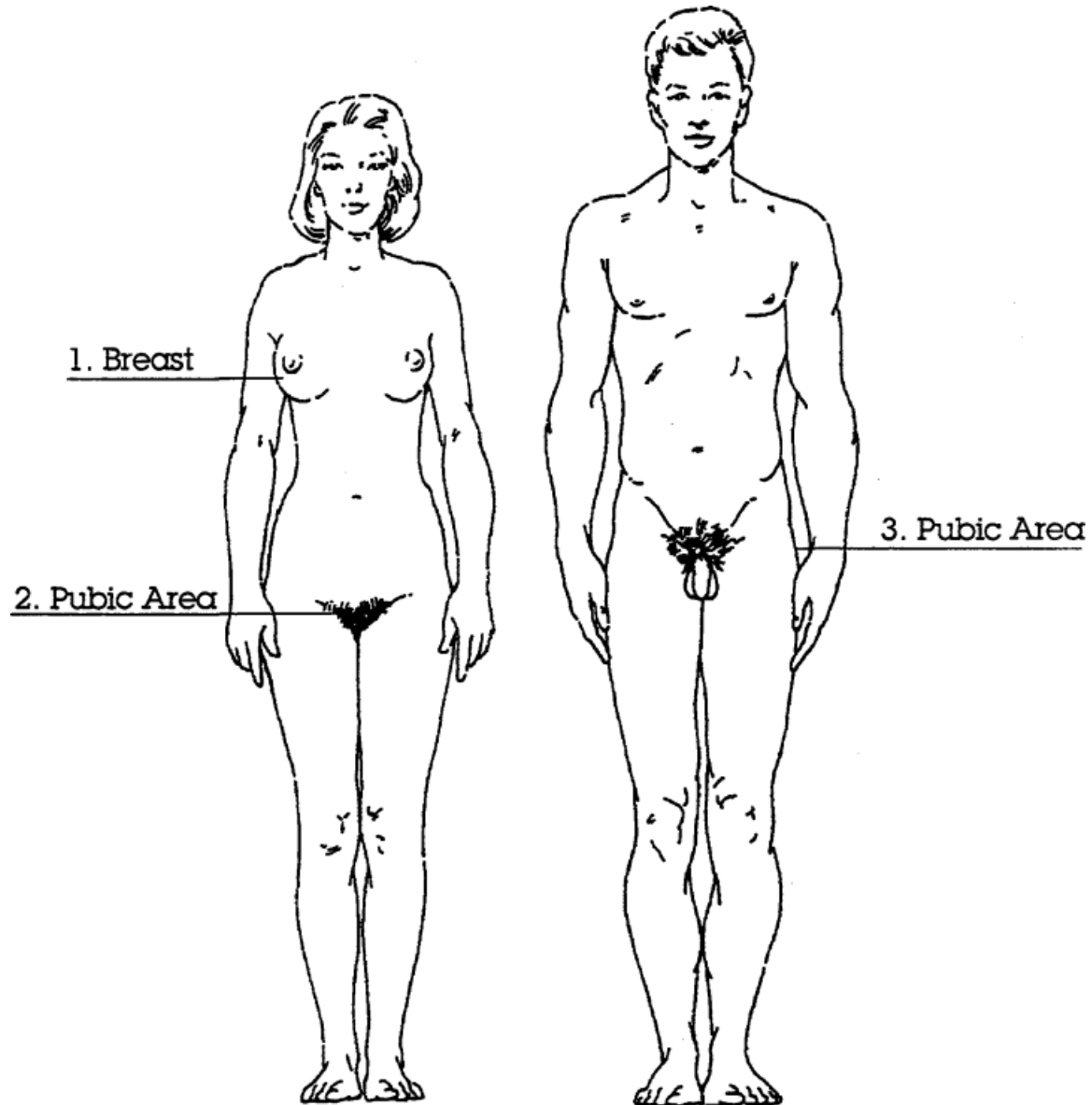
## Worksheet/Transparency 3: Private Parts

---



## Transparency 4: Private Parts

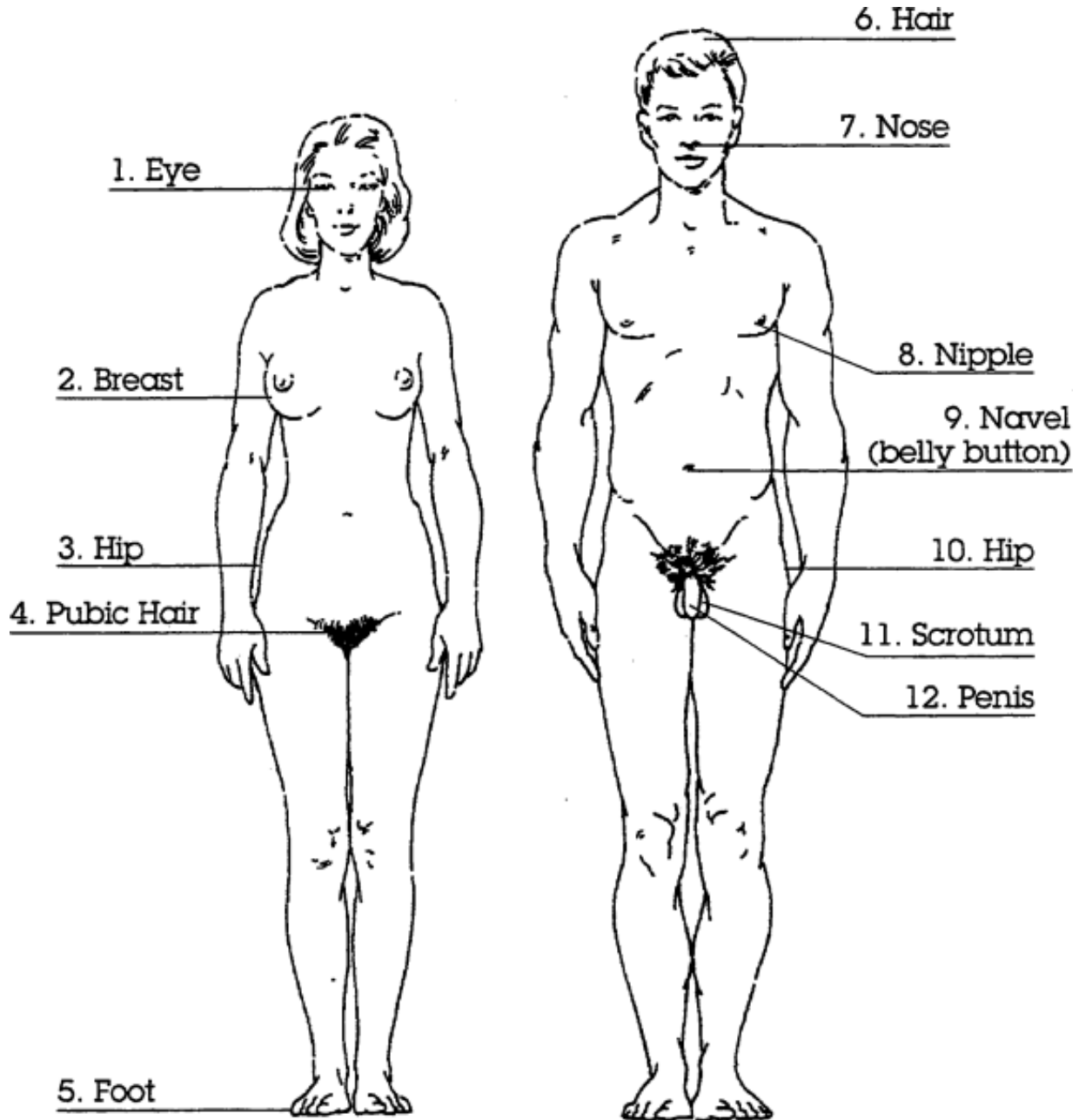
---





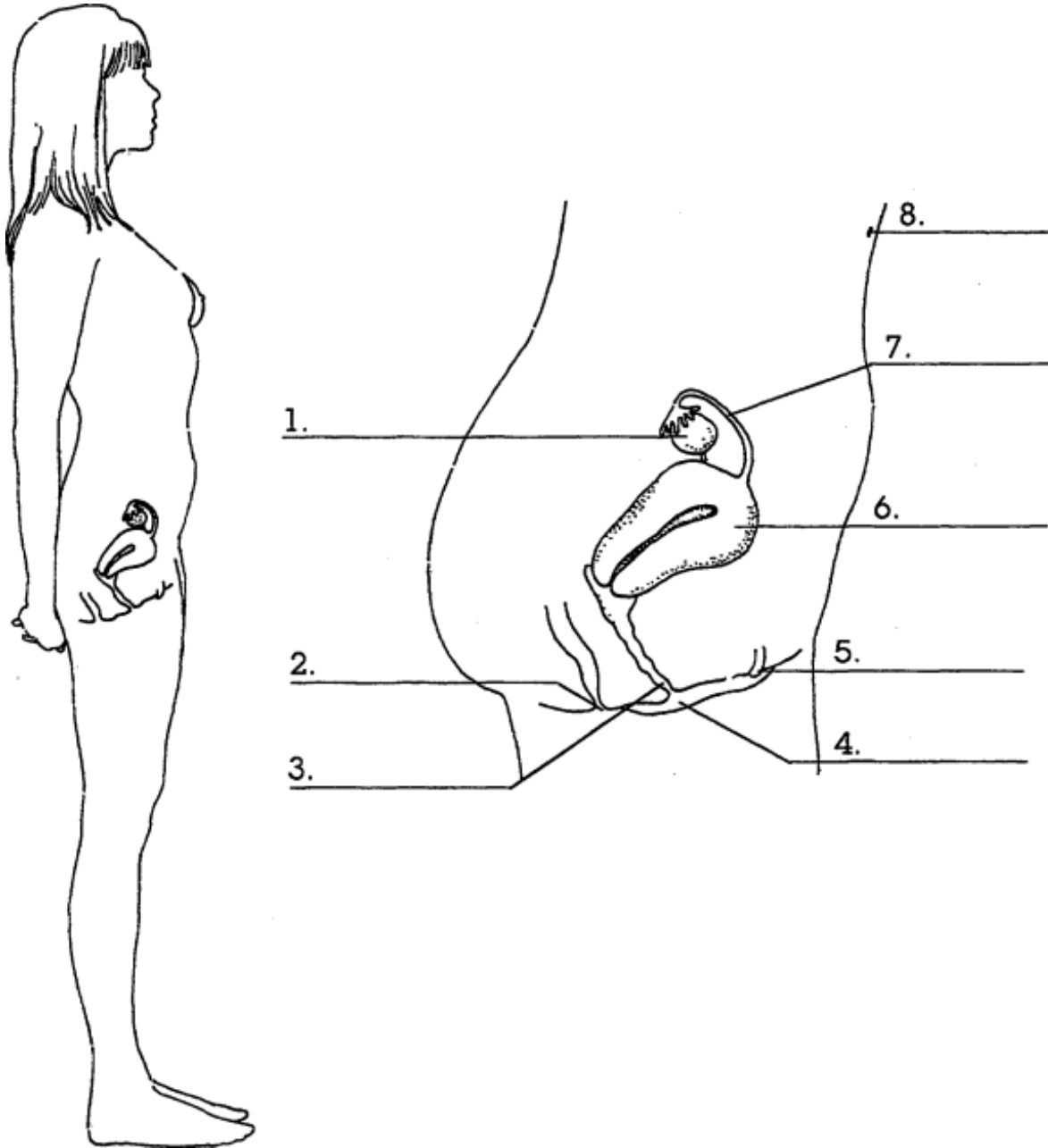
## Transparency 5: The Whole Body Including Public & Private Parts

---

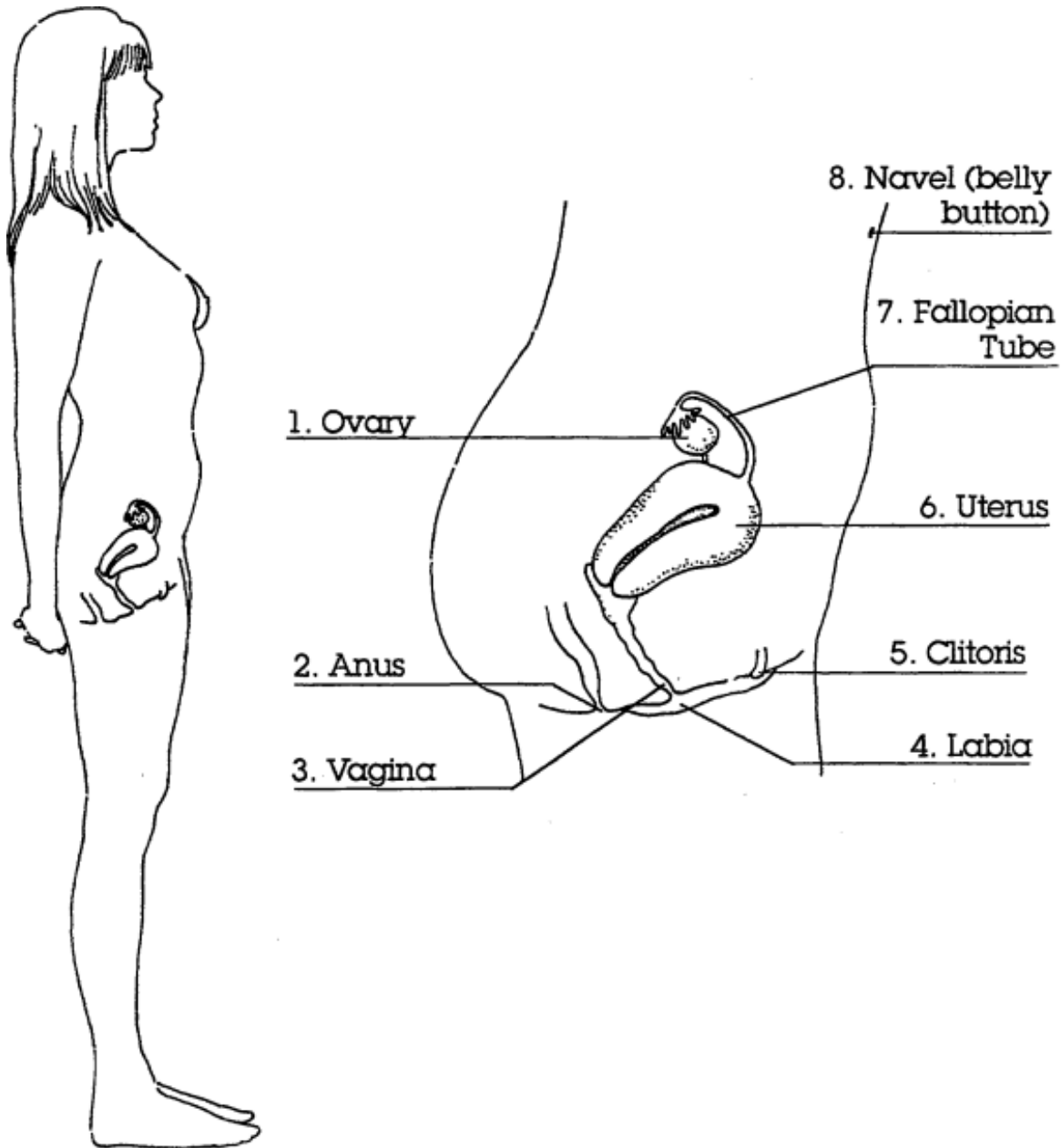


## Worksheet/Transparency 6: Female Reproductive Parts

---

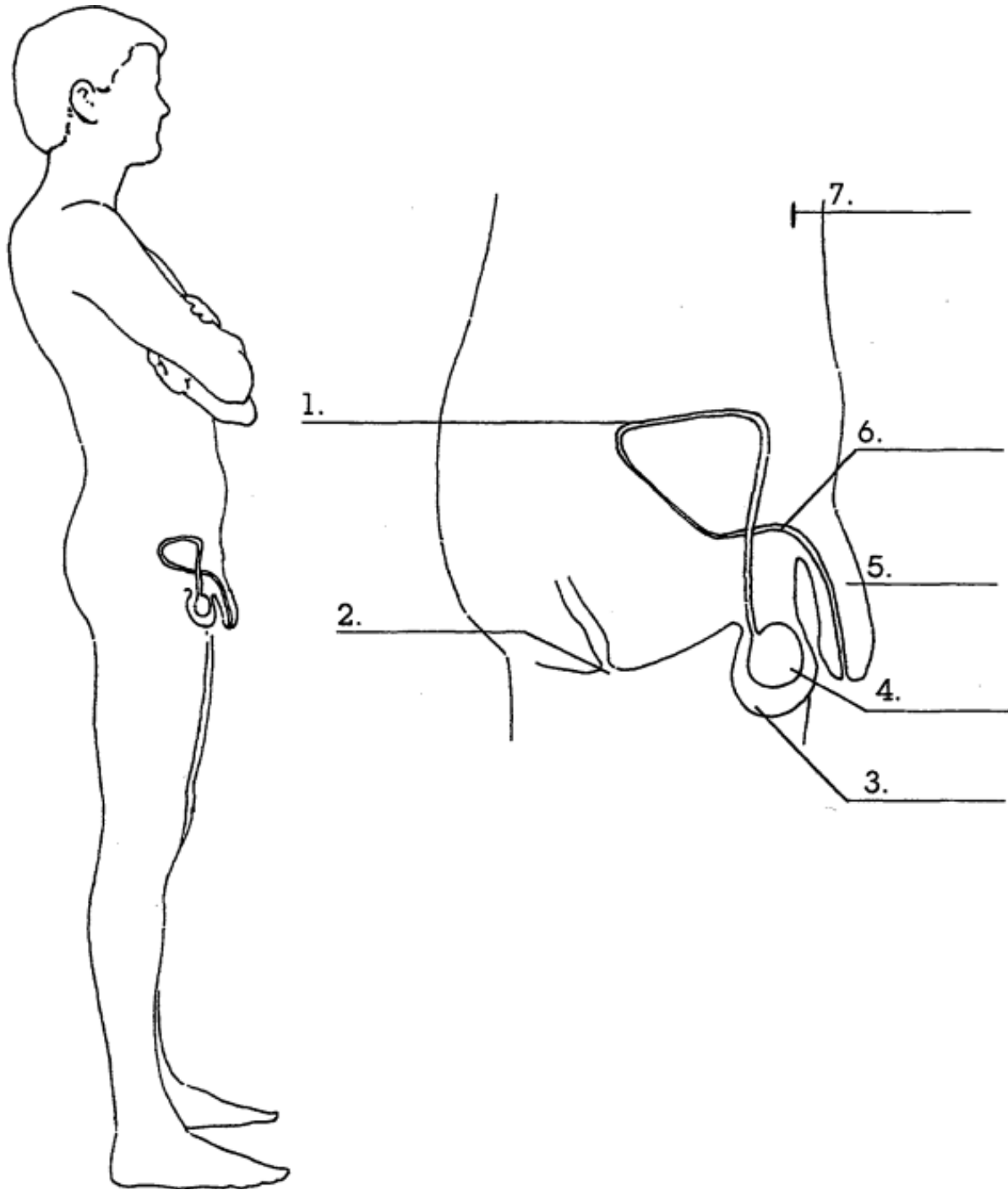


## Transparency 7: Female Reproductive Parts

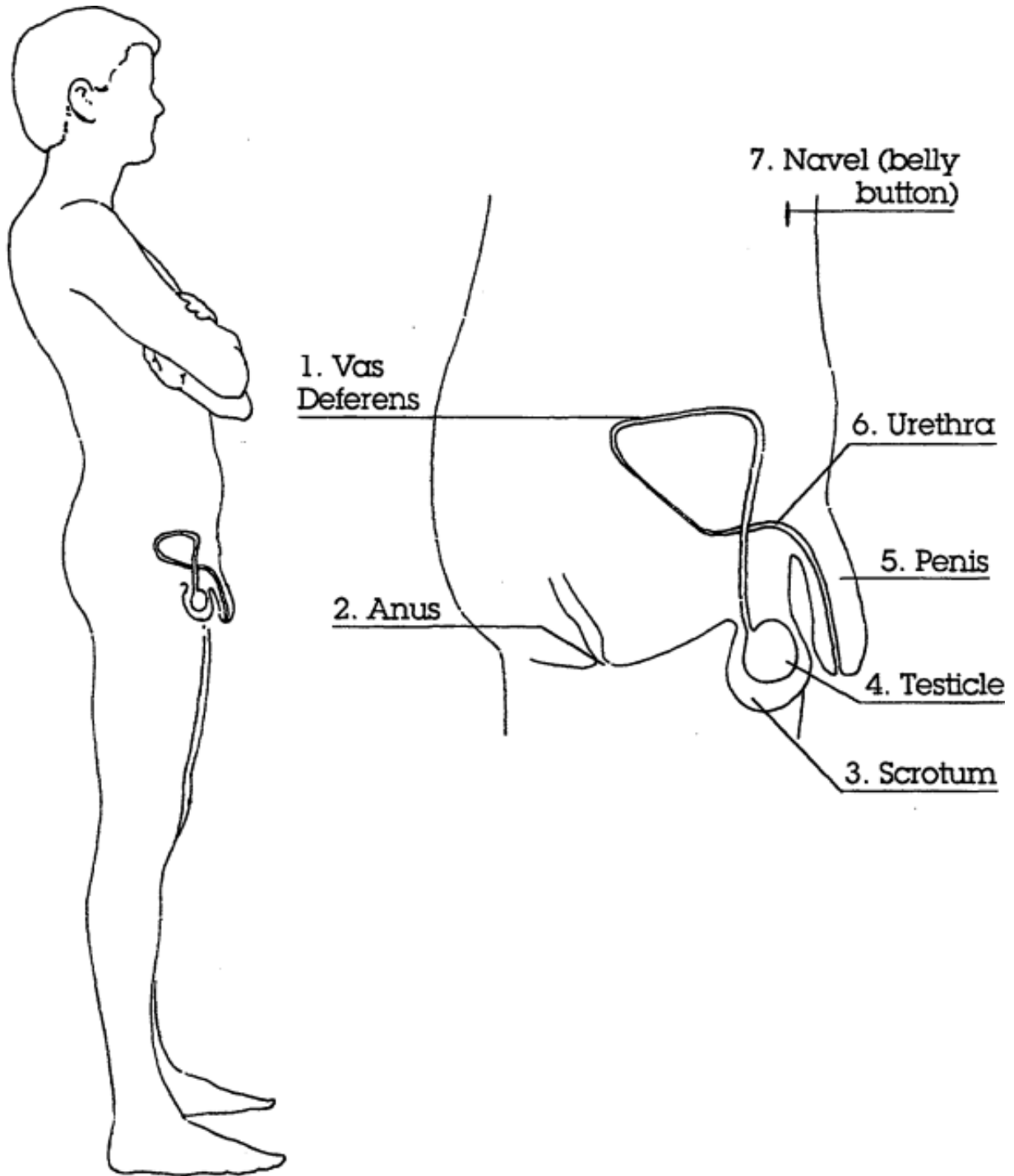


## Worksheet/Transparency 8: Male Reproductive Parts

---



## Transparency 9: Male Reproductive Parts



## **Handout/Transparency 10: Vocabulary**

---

**Clitoris:** part of female's genitals which is full of nerves.

**Fallopian Tubes:** the tubes the egg travels through to get from the ovary to the uterus.

**Labia:** folds of skin that protect the opening to the vagina.

**Ovaries:** two small organs where "egg cells" are stored and female hormones are made.

**Penis:** the part of a male's body that he urinates with (when he goes to the bathroom), and ejaculates with (when he masturbates, has sex, or is sleeping).

**Scrotum:** the pouch or "bag" of skin that hangs behind the male's penis and contains the testicles.

**Testicles:** two round organs found behind the penis, which make "sperm" and male hormones. Testicles are inside the "scrotum".

**Urethra:** the tube in a male's or female's body that carries urine out of the body when they use the bathroom. In a male's body, it is the tube inside the penis and it also carries sperm out of the body, but not at the same time.

**Uterus:** the organ where a "fetus" or baby grows for about nine months - sometimes called the "womb".

**Vagina:** the opening in the female "genitals" or private body parts through which a baby can be born, and where the blood comes out when she menstruates (has a period).

**Vas Deferens:** the tubes in the male's body that sperm travel through.