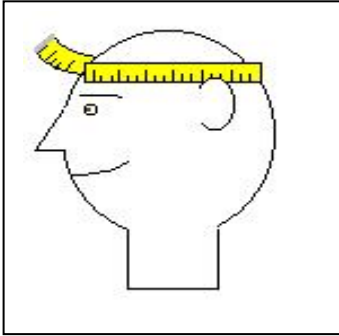


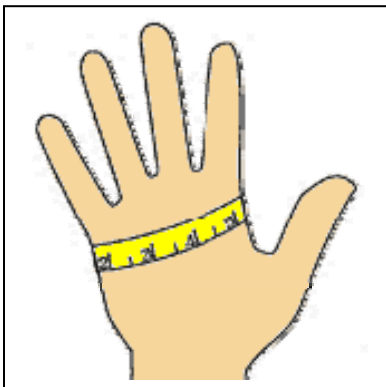
How to Measure Hat Size



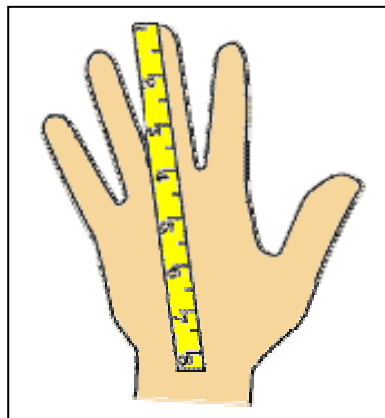
To measure hat size accurately, just wrap a tape measure (or a string from which you can take measurements while laying it flat against a ruler) around your head where you like to wear a hat. Take the number and compare it to the top entry of the table below. If your head measurement falls between two blocks, select the larger one.

Measurement	20-1/2	20-3/4	21-1/8	21-1/2	21-7/8	22-1/4	22-5/8	23	23-1/2	23-7/8	24-1/4	24-5/8
Head Size	6-1/2	6-5/8	6-3/4	6-7/8	7	7-1/8	7-1/4	7-3/8	7-1/2	7-5/8	7-3/4	7-7/8
Alpha Size	XS		S		M		L		XL		XXL	

How to Measure Glove Size



Measure (in inches) around your hand with a tape measure across your palm at the fullest part (exclude thumb). You should measure your dominant hand; the right if you are right-handed, and the left if you are left-handed. Measure from the tip of the middle finger to the base of the hand. Use the LARGEST of these two measurements for the correct size glove. The number of inches measured equals the size of the glove (example: a 7" measurement equals a size 7 glove).



GLOVE SIZES

	XS	S	M	L	XL	XXL
inch	7	7½ - 8	8½ - 9	9½ - 10	10½ - 11	11½ - 12
cm	18	20	23	25	28	30