



Measurement of $t\bar{t}$ Production Cross Section in Dilepton Channel using 2.8 fb^{-1} of Run II Data

The CDF Collaboration¹

Abstract

We report on a measurement of the top cross section using candidate events selected in dilepton channel with each lepton identified as electron or muon. We evaluate backgrounds using normalized simulation samples for both pre-tag and tagged events. In a sample of 2769 pb^{-1} of data we obtain

$$\sigma_{t\bar{t}}^{pre} = 6.67 \pm 0.77_{stat} \pm 0.43_{syst} \pm 0.39_{lumi} \text{ pb}$$

for candidate events before applying tight SecVtx tagging, and

$$\sigma_{t\bar{t}}^{tag} = 7.81 \pm 0.92_{stat} \pm 0.68_{syst} \pm 0.45_{lumi} \text{ pb}$$

for events containing at least one tight b-tag.

¹<http://www-cdf.fnal.gov>

1 Introduction

After the great success of the Fermilab Tevatron in Run I (1992-1995), the CDF collaboration is eagerly pursuing an exhaustive program of top quark physics during Run II (2002 - present). In addition to improvements in the detector acceptance and performance resulting from the upgraded CDF detector, the center-of-mass energy of $p\bar{p}$ collisions produced at the Tevatron have gone from $\sqrt{s} = 1.8$ TeV in Run I to $\sqrt{s} = 1.96$ TeV in Run II.

Measurements of the $t\bar{t}$ production cross sections $\sigma(p\bar{p} \rightarrow t\bar{t})$ provide important tests of the consistency of the Standard Model top quark parameters as well as tests of theoretical QCD calculations. The analysis is based on the identification of both leptons in the decay chain $t\bar{t} \rightarrow (W^+b)(W^-\bar{b}) \rightarrow (\ell^+\bar{\nu}b)(\ell^-\nu\bar{b})$. The excess of events selected in the data over the background expectation from the production of $t\bar{t}$ events.

This measurement provides an independent test of the $t\bar{t}$ cross section result obtained in higher statistics channel where at least one W boson from the top quark is reconstructed via its hadronic decay, $W \rightarrow q\bar{q}$. It is also the only final state with a favorable signal to background ratio.

2 Data Sample and Event Selection

The top pair production signature in dilepton channel consists of two charged leptons, two b quarks which hadronize and are detected as jets, and two energetic neutrinos which escape the detector without interacting. In order to isolate this signature, we select events from the data with two reconstructed leptons, two or more jets, and significant missing transverse energy \cancel{E}_T resulting from the neutrinos. In addition to this we use a higher purity configuration of the secondary vertex tagger to identify at least one jet in the event as a b-jet, the algorithm known as "b-tagging".

This analysis is based on a new data collected with the CDFII detector between March 2002 and May 2008 with total integrated luminosity of 2.8 fb^{-1} . The data are collected with an inclusive high- E_T central electron or muon trigger path. From this inclusive lepton dataset, events containing a pair of oppositely charged isolated leptons with $E_T \geq 20$ GeV are selected. Each central lepton is identified as a reconstructed stiff track matched to either calorimeter electromagnetic shower in case of electrons or calorimeter towers with small energy response consistent with minimum ionizing particle in case of muons. This dilepton dataset is cleaned of other known neutrinoless events with two leptons in the final states by requiring $\cancel{E}_T \geq 25$ GeV. For the purpose of our selection we define jets as the clusters of calorimeter energy separated from leptons and passing $E_T \geq 15$ GeV requirement from $|\eta| < 2.5$ region of the detector. In order to purify the signal events we require at least two jets one of which has 30 GeV or more in transverse energy.

3 Background Model

The sources of background processes considered for this selection are grouped into those where both leptons originating from vector boson decay and those where at least one reconstructed lepton is coming from a different source. The former background group includes Drell-Yan and diboson processes and the latter backgrounds is generated by semileptonic decays or fake leptons in hadronic production processes.

Backgrounds from diboson WW , WZ , ZZ and Z/γ^* events are predicted based on the normalized yields of the simulation samples which takes into account acceptance and efficiencies, the theoretical prediction for the cross-section, and matching the collected data luminosity. This normalization is also known as absolute normalization of simulation samples. Differences in various parameters between simulation and actual data are corrected by introducing scale factors. For example, we apply jet multiplicity scale factors for processes where hadronic production comes from QCD radiation such as Z/γ^* and WW .

For estimating the fake or QCD background we rely on dilepton data sample where both leptons have the same charge. By doing so we assume that same charge lepton pairs happen at the same rate as oppositely charged lepton pairs in data sample where at least one lepton is not originating from W or Z leptonic decay. This assumption is validated further is seen in Figures 1 and 2 by examining electron-muon control sample where most of the backgrounds contribute comparably.

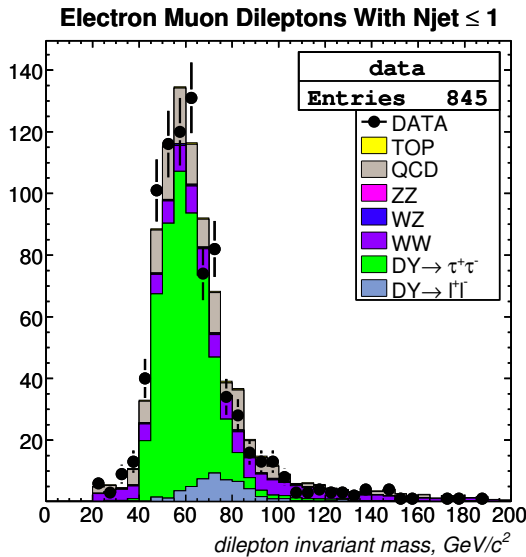


Figure 1: Dilepton invariant mass spectrum for electron muon events.

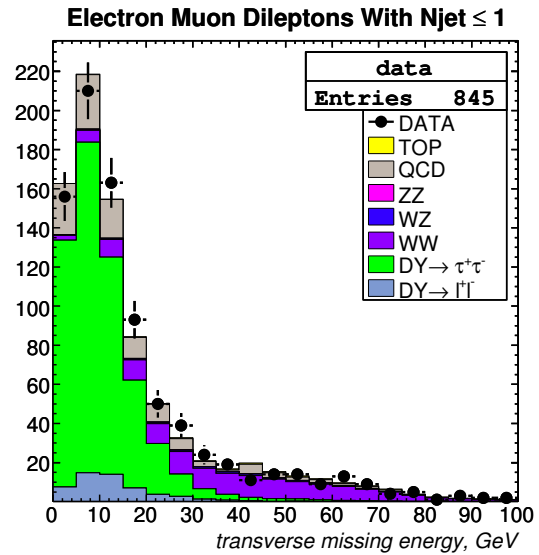


Figure 2: Missing transverse energy spectrum for electron muon events.

4 Measuring Production Cross Sections

The measured cross section can be expressed as

$$\sigma(p\bar{p} \rightarrow t\bar{t}) = \frac{N - B}{A\epsilon \int \mathcal{L} dt}, \quad (1)$$

where N is the number of observed events, B is the estimated amount of background events, A is the kinematic and geometric acceptance, ϵ is the event selection efficiency and $\int \mathcal{L} dt$ is the integrated luminosity of the data sample.

Tables 1 and 2 summarize the sample composition for our pre-tag and b-tag signal respectively according to lepton flavor contribution.

Process	e^+e^-	$\mu^+\mu^-$	$e^\pm\mu^\mp$	$\ell^+\ell^-$
$t\bar{t}$, $\sigma = 6.7$ pb	29.2	21.5	59.9	110.6
$Z/\gamma^* \rightarrow \ell^+\ell^-$	9.25	4.79	0.52	14.6
$Z/\gamma^* \rightarrow \tau^+\tau^-$	2.84	2.55	6.62	12.0
$WW \rightarrow \ell^+\ell^-$	3.05	2.03	5.07	10.2
$WZ \rightarrow \ell^+\ell^-$	1.52	0.72	0.67	2.91
$ZZ \rightarrow \ell^+\ell^-$	0.80	0.40	0.26	1.46
Monte Carlo	46.7	32.0	73.0	151.7
Data SS	3.81	0.00	6.96	10.8
Sum	50.5 ± 1.7	32.0 ± 1.3	80.0 ± 2.5	162.5 ± 4.5
Data OS	54	33	75	162

Table 1: Top candidate pretag sample composition for dilepton events with $N_{jet} \geq 2$.

Process	e^+e^-	$\mu^+\mu^-$	$e^\pm\mu^\mp$	$\ell^+\ell^-$
$t\bar{t}$, $\sigma = 6.7$ pb	17.3	12.7	35.2	65.2
$Z/\gamma^* \rightarrow \ell^+\ell^-$	0.49	0.26	0.03	0.78
$Z/\gamma^* \rightarrow \tau^+\tau^-$	0.13	0.12	0.35	0.60
$WW \rightarrow \ell^+\ell^-$	0.13	0.09	0.21	0.44
$WZ \rightarrow \ell^+\ell^-$	0.05	0.03	0.02	0.09
$ZZ \rightarrow \ell^+\ell^-$	0.05	0.04	0.01	0.10
Monte Carlo	18.1	13.2	35.8 ± 2.49	67.2
Data SS	1.00	0.00	1.00	2.00
Sum	19.1 ± 1.0	13.2 ± 1.0	36.8 ± 1.0	69.2 ± 1.7
Data OS	19	19	42	80

Table 2: Sample composition for b-tag top candidate events.

We determine the kinematic and geometric acceptance, A , using a Monte Carlo simulation. For selection with the tagged jets we define the event b-tagging efficiency,

ϵ , as the probability to tag at least one jet which passes the jet selection requirements in $t\bar{t}$ events. This parameter depends on the SecVtx scale factor and the fractions of $t\bar{t}$ events with 1 and 2 taggable jets.

For the pretag selection we have

- total number of candidate events is $N = 162$
- total background $B = 51.9 \pm 4.5$ dominated by uncertainty of fake dilepton events as well as jet multiplicity scale factor
- denominator $A(\epsilon \cdot SF)\mathcal{L} = 16.5 \pm 0.8 \text{ pb}^{-1}$ includes uncertainties for acceptance and efficiency scale factors

and for the events with the b-tag

- total number of candidate events is $N = 80$
- total background is $B = 4.0 \pm 1.7$ dominated by uncertainty of fake dilepton events as well as Method I tagging model
- pretag denominator is multiplied by the event tagging efficiency $\epsilon_{tag} = 0.59 \pm 0.04$ which includes 5% uncertainty on b-tag scale factor

We obtain the following production cross section values

$$\sigma_{t\bar{t}}^{pre} = 6.67 \pm 0.77_{stat} \pm 0.43_{syst} \pm 0.39_{lumi} \text{ pb}$$

for candidate events before applying tight SecVtx tagging, and

$$\sigma_{t\bar{t}}^{tag} = 7.81 \pm 0.92_{stat} \pm 0.68_{syst} \pm 0.45_{lumi} \text{ pb}$$

for events containing at least one tight b-tag. The first uncertainty number is statistical, the second is the convolution of the acceptance and background systematics and the third comes from the 6 % uncertainty in the luminosity measurement.

Figure 3 shows the jet multiplicity distribution for selected events both for candidate $N_{jet} \geq 2$ and control $N_{jet} = 1$ region. Figure 4 demonstrates the number of tags distribution for candidate events. Figures 5–12 compare the various kinematic quantities such as lepton transverse momentum, dilepton invariant dilepton mass, and event energy quantities of the candidate events in the data to the expectation based on the Standard Model $t\bar{t}$ signal and background. Note that the measured cross-section is used to normalize the $t\bar{t}$ distribution, so that the integral number of observed events is equal to the number predicted, and the comparison is between shapes only. We find good agreement between the distribution in the data and the Standard Model expectation.

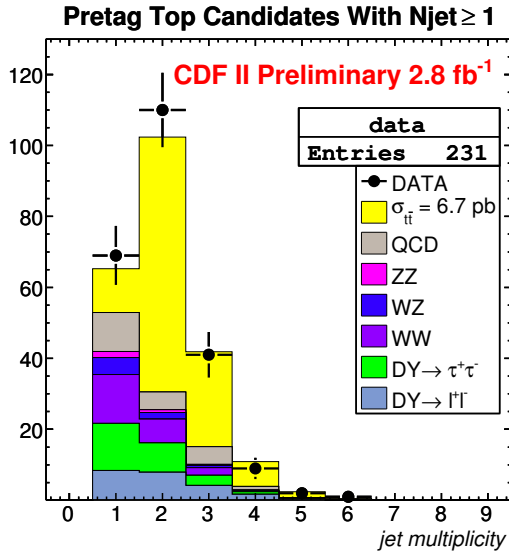


Figure 3: Jet multiplicity distribution for selected candidate and control events.

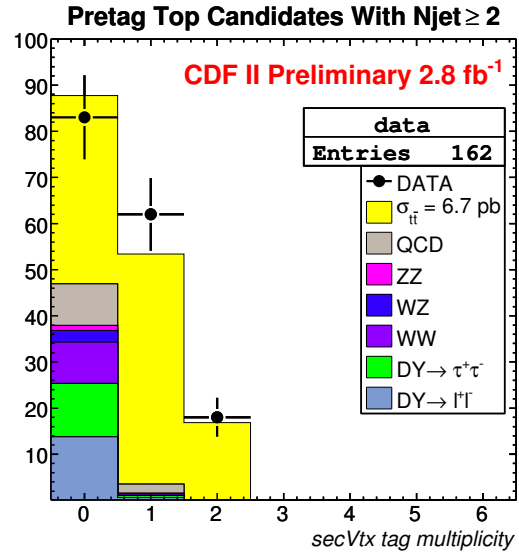


Figure 4: Number of SecVtx tags in $N_{jet} \geq 2$ candidate sample.

Acknowledgments

We thank the Fermilab staff and the technical staffs of the participating institutions for their vital contributions. This work was supported by the U.S. Department of Energy and National Science Foundation; the Italian Istituto Nazionale DP Fiske Nucleare; the Ministry of Education, Culture, Sports, Science and Technology of Japan; the Natural Sciences and Engineering Research Council of Canada; the National Science Council of the Republic of China; the Swiss National Science Foundation; the A.P. Sloan Foundation; the Bundesministerium f ur Bildung und Forschung, Germany; the Korean Science and Engineering Foundation and the Korean Research Foundation; the Particle Physics and Astronomy Research Council and the Royal Society, UK; the Institut National de Physique Nucleaire et Physique des Particules/CNRS; the Russian Foundation for Basic Research; the Comisi on Interministerial de Ciencia y Tecnologia, Spain; the European Communitys Human Potential Programme; the Slovak R&D Agency; and the Academy of Finland.

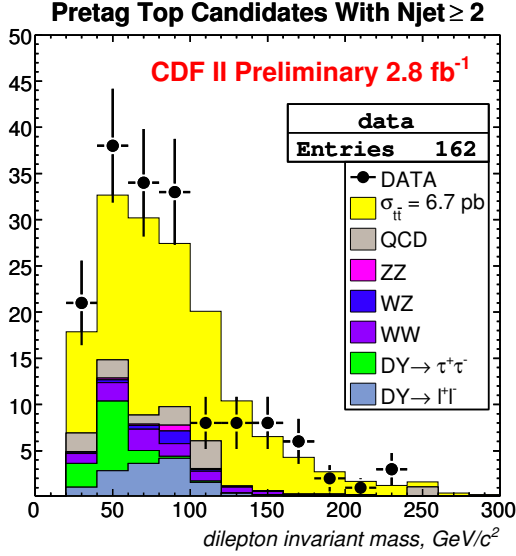


Figure 5: Dilepton invariant mass for pre-tag top candidate events.

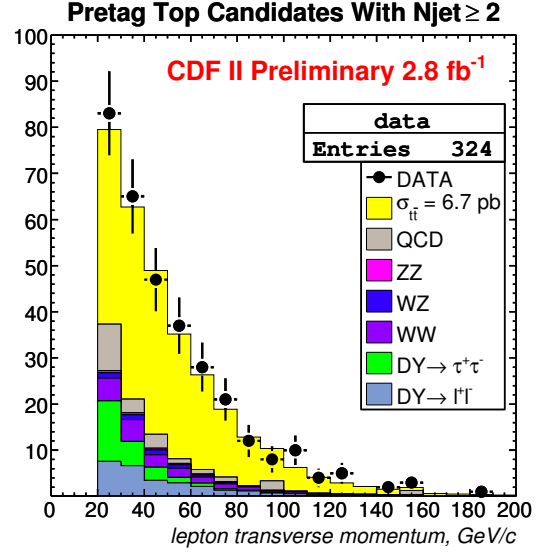


Figure 6: Lepton transverse momentum for pre-tag top candidate events.

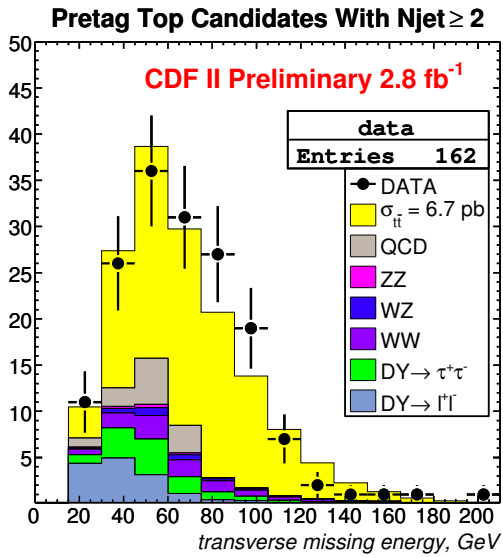


Figure 7: Transverse missing energy for pre-tag top candidate events.

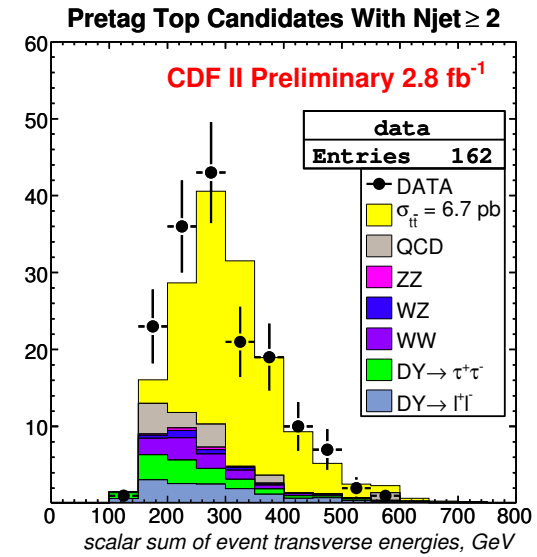


Figure 8: Event transverse momentum for pre-tag top candidate events.

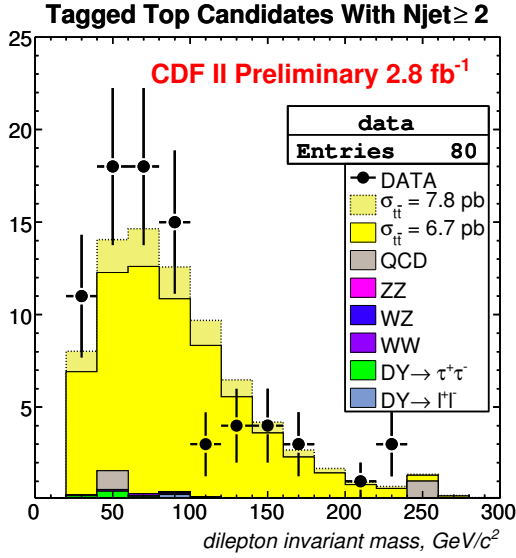


Figure 9: Dilepton invariant mass for tagged top candidate events.

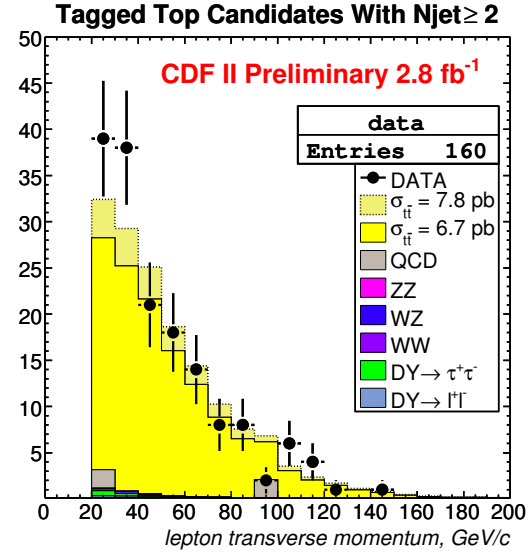


Figure 10: Lepton transverse momentum for tagged top candidate events.

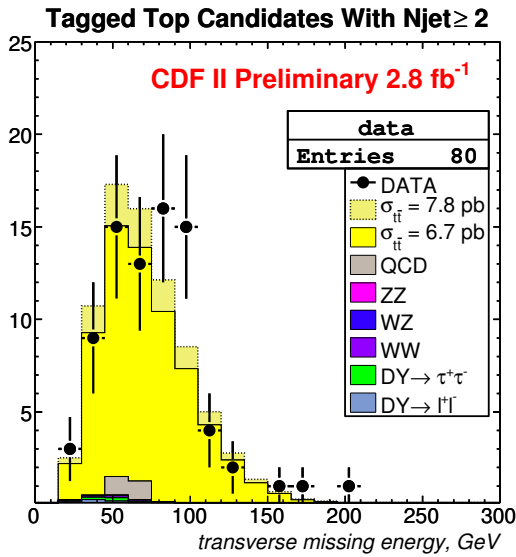


Figure 11: Transverse missing energy for tagged top candidate events.

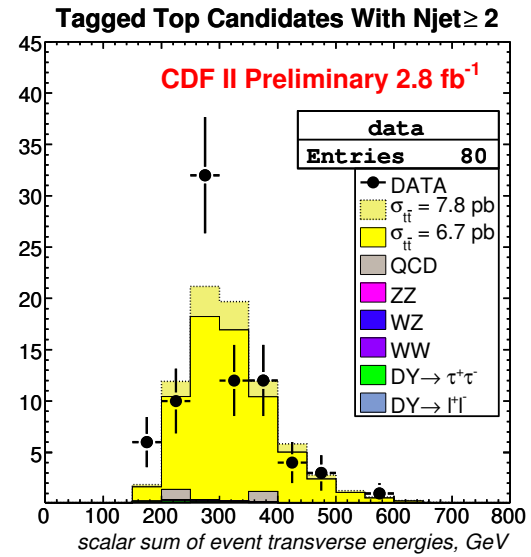


Figure 12: Event transverse momentum for tagged top candidate events.