

Lead Author: Scientific Coordination Team

Scientific Coordination Team Members: Anthony W. King (Lead), ORNL; Lisa Dilling (Co-Lead), Univ. Colo./NCAR; Gregory P. Zimmerman (Project Coordinator), ORNL; David M. Fairman, Consensus Building Inst., Inc.; Richard A. Houghton, Woods Hole Research Center; Gregg Marland, ORNL; Adam Z. Rose, The Pa. State Univ. and Univ. Southern Calif.; Thomas J. Wilbanks, ORNL

Abstract

North America is currently a net source of CO₂ to the atmosphere, contributing to the global buildup of greenhouse gases in the atmosphere and associated changes in the Earth's climate. In 2003, North America emitted nearly two billion metric tons of carbon to the atmosphere as CO₂. North America's fossil-fuel emissions in 2003 (1856 million metric tons of carbon $\pm 10\%$ with 95% certainty) were 27% of global emissions. Approximately 85% of those emissions were from the United States, 9% from Canada, and 6% from Mexico. The

combustion of fossil fuels for commercial energy (primarily electricity) is the single largest contributor, accounting for approximately 42% of North American fossil emissions in 2003. Transportation is the second largest, accounting for 31% of total emissions.

There are also globally important carbon sinks in North America. In 2003, growing vegetation in North America removed approximately 500 million tons of carbon per year ($\pm 50\%$) from the atmosphere and stored it as plant material and soil organic matter. This land sink is equivalent to approximately 30% of the fossil-fuel emissions from North America. The imbalance between the fossil-fuel source and the sink on land is a net release to the atmosphere of 1350 million metric tons of carbon per year ($\pm 25\%$).

Approximately 50% of North America's terrestrial sink is due to the regrowth of forests in the United States on former agricultural land that was last cultivated decades ago, and on timberland recovering from harvest. Other sinks are relatively small and not well quantified with uncertainties of 100% or more. The future of the North American terrestrial sink is also highly uncertain. The contribution of forest regrowth is expected to decline as the maturing forests grow more slowly and take up less CO₂ from the atmosphere. But this expectation is surrounded by uncertainty because how regrowing forests and other sinks will respond to changes in climate and CO₂ concentration in the atmosphere is highly uncertain.

The large difference between current sources and sinks and the expectation that the difference could become larger if the growth of fossil-fuel emissions continues and land sinks decline suggest that addressing imbalances in the North American carbon budget will likely require actions focused on reducing fossil-fuel emissions. Options to enhance sinks (growing forests or sequestering carbon in agricultural soils) can contribute, but enhancing sinks alone is likely insufficient to deal with either the current or future imbalance. Options to reduce emissions include efficiency improvement, fuel switching, and technologies such as carbon capture and geological storage. Implementing these options will likely require an array of policy instruments at local, regional, national, and international levels, ranging from the encouragement of voluntary actions to economic incentives, tradable emissions permits, and regulations. Meeting the demand for information by decision makers will likely require new modes of research characterized by close collaboration between scientists and carbon management stakeholders.



ES.1 SYNTHESIS AND ASSESSMENT OF THE NORTH AMERICAN CARBON BUDGET

Understanding the North American carbon budget, both sources and sinks, is critical to the United States Climate Change Science Program goal of providing the best possible scientific information to support public discussion, as well as government and private sector decision making, on key climate-related issues. In response, this report provides a synthesis, integration, and assessment of the current knowledge of the North American carbon budget and its context within the global carbon cycle. The report focuses on the carbon cycle as it influences the concentration of carbon

The rate of CO₂ released to the atmosphere is far larger than can be balanced by the biological and geological processes that naturally remove CO₂ from the atmosphere and store it in terrestrial and marine environments.

dioxide (CO₂) in the atmosphere. Methane (CH₄), nitrous oxide, and other greenhouse gases are also relevant to climate issues, but their consideration is beyond the scope and mandate of this report.

The report is organized as a response to questions relevant to carbon management and to a broad range of stakeholders charged with understanding and managing energy and land use. The questions were identified through early and continuing dialogue with these stakeholders, including scientists; decision makers in the public and private sectors, including national and sub-national government; carbon-related industries, such as energy, transportation, agriculture, and forestry; and climate policy and carbon management interest groups.

The questions and the answers provided by this report are summarized below. The reader is referred to the indicated chapters for further, more detailed, discussion. Unless otherwise referenced, all values, statements of findings and

Trends in fossil-fuel use and tropical deforestation are accelerating.

conclusions are taken from the chapters of this report where the attribution and citation of the primary sources can be found.

ES.2 WHAT IS THE CARBON CYCLE AND WHY SHOULD WE CARE?

The carbon cycle, described in Chapters 1 and 2, is the combination of many different physical, chemical, and biological processes that transfer carbon between the major storage pools (known as reservoirs): the atmosphere, plants, soils, freshwater systems, oceans, and geological sediments. Hundreds of millions of years ago, and over millions of

years, this carbon cycle was responsible for the formation of coal, petroleum, and natural gas, the fossil fuels that are the primary sources of energy for our modern societies.

Humans have altered the Earth's carbon budget. Today, the cycling of carbon among atmosphere, land, and freshwater and marine environments is in rapid transition and out of balance. Over tens of years, the combustion of fossil fuels is releasing into the atmosphere quantities of carbon that were accumulated in the Earth system over millions of years. Furthermore, tropical forests that once held large quantities of carbon are being converted to agricultural lands, releasing additional carbon to the atmosphere as a result. Both the fossil-fuel and land-use related releases are sources of carbon to the atmosphere. The combined rate of release is far larger than can be balanced by the biological and geological processes that naturally remove CO₂ from the atmosphere and store it in terrestrial and marine environments as part of the Earth's carbon cycle. These processes are known as sinks. Therefore, much of the CO₂ released through human activity has "piled up" in the atmosphere, resulting in a dramatic increase in the atmospheric concentration of CO₂. The concentration increased by 31% between 1850 and 2003, and the present concentration is higher than at any time in the past 420,000 years. Because CO₂ is an important greenhouse gas, the imbalance between sources and sinks and the subsequent increase in concentration in the atmosphere is very likely causing changes in Earth's climate (IPCC, 2007).

Furthermore, these trends in fossil-fuel use and tropical deforestation are accelerating. The magnitude of the changes raises concerns about the future behavior of the carbon cycle. Will the carbon cycle continue to function as it has in recent history, or will a CO₂-caused warming result in a weakening of the ability of sinks to take up CO₂, leading to further warming? Drought, for example, may reduce forest growth. Warming can release carbon stored in soil, and warming and drought may increase forest fires. Conversely, will elevated concentrations of CO₂ in the atmosphere stimulate plant growth as it is known to do in laboratory and field experiments and thus strengthen global or regional sinks?

The question is complicated because CO₂ is not the only substance in the atmosphere that affects the Earth's surface temperature and climate. Other greenhouse gases include CH₄, nitrous oxide, the halocarbons, and ozone, and all of these gases, together with water vapor, aerosols, solar radiation, and properties of the Earth's surface, are involved in the evolution of climate change. Carbon dioxide, alone, is responsible for approximately 55-60% of the change in the Earth's radiation balance due to increases in well-mixed atmospheric greenhouse gases and CH₄ for about another 20% (values are for the late 1990s; with a relative uncertainty of



10%; IPCC, 2001). These two gases are the primary gases of the carbon cycle, with CO₂ being particularly important. Furthermore, the consequences of increasing atmospheric CO₂ extend beyond climate change alone. The accumulation of carbon in the oceans as a result of more than a century of fossil-fuel use and deforestation has increased the acidity of the surface waters, with serious consequences for corals and other marine organisms that build their skeletons and shells from calcium carbonate.

Inevitably, the decision to influence or control atmospheric concentrations of CO₂ as a means to prevent, minimize, or forestall future climate change, or to avoid damage to marine ecosystems from ocean acidification, will require management of the carbon cycle. That management involves both reducing sources of CO₂ to the atmosphere and enhancing sinks for carbon on land or in the oceans. Strategies may involve both short- and long-term solutions. Short-term solutions may help to slow the rate at which carbon accumulates in the atmosphere while longer-term solutions are developed. In any case, formulation of options by decision makers and successful management of the Earth's carbon budget as part of a portfolio of climate-change mitigation and adaptation strategies will require solid scientific understanding of the carbon cycle.

Understanding the current carbon cycle may not be enough, however. The concept of managing the carbon cycle carries with it the assumption that the carbon cycle will continue to operate as it has in recent centuries. A major concern is that the carbon cycle, itself, is vulnerable to land-use or climate change that could bring about additional releases of carbon to the atmosphere from either land or the oceans.

Over recent decades both terrestrial ecosystems and the oceans have been natural sinks for carbon. If either, or both, of those sinks were to become sources, slowing or reversing the accumulation of carbon in the atmosphere could become much more difficult. Thus, understanding the current global carbon cycle is necessary for managing carbon, but is not sufficient. Projections of the future behavior of the carbon cycle in response to human activity and to climate and other environmental change are also important to understanding system vulnerabilities.

Perhaps even more importantly, effective management of the carbon cycle requires more than basic understanding of the current or future carbon cycle. It also requires cost-effective, feasible, and

politically palatable options for carbon management. Just as carbon cycle knowledge must be assessed and evaluated, so must management options and tradeoffs. See Chapter 1 for further discussion of why the general public, as well as individuals and institutions interested in carbon management, should care about the carbon cycle.


A major concern is that the carbon cycle, itself, is vulnerable to land-use or climate change that could bring about additional releases of carbon to the atmosphere from either land or the oceans.

ES.3 HOW DO NORTH AMERICAN CARBON SOURCES AND SINKS RELATE TO THE GLOBAL CARBON CYCLE?

In 2004, North America was responsible for approximately 25% of the CO₂ emissions produced globally by fossil-fuel combustion (Chapter 2 this report). The United States, the world's largest emitter of CO₂, accounted for 86% of the North American total in 2004 (85% in 2003). In 2003, Canada accounted for 9% and Mexico for 6%, of the total. Among all countries, the United States, Canada, and Mexico ranked, respectively, as the first, seventh, and eleventh largest emitters of CO₂ from fossil fuels in 2003 (Marland et al., 2006). The United States ranked eleventh in *per capita* emissions (5.43 tons carbon per year) in 2003; Canada ranked thirteenth (4.88 tons carbon per year); and Mexico eighty-ninth (1.10 tons carbon per year). *Per capita* emissions of the United States and Canada were, respectively, 4.8 and 4.3 times the global *per capita* emissions of 1.14 tons carbon per year. Mexico's *per capita*

In 2004, North America was responsible for approximately 25% of the CO₂ emissions produced globally by fossil-fuel combustion.

emissions were slightly below the global value. Combined, these three countries contributed almost one third (32%) of the cumulative global fossil-fuel CO₂ emissions between



BOX ES.1: Treatment of Uncertainty

Sources of uncertainty vary widely across the many sectors and elements of the North American carbon cycle. The attention to uncertainty and the methods for dealing with uncertainty also vary across the disciplines that study these elements and across individual studies and publications. There is no single applicable quantitative method for integrating these variable sources, methods, and characterizations.

To provide for synthesis across and comparability among carbon cycle elements, the following convention has been adopted for characterizing uncertainty in the report's synthetic findings and results (for example, in the synthesized carbon budget for North America of Chapter 3 and in the Executive Summary). Uncertainty is characterized using five categories:

- (1) ***** = 95% certain that the actual value is within 10% of the estimate reported,
- (2) **** = 95% certain that the estimate is within 25%,
- (3) *** = 95% certain that the estimate is within 50%,
- (4) ** = 95% certain that the estimate is within 100%, and
- (5) * = uncertainty greater than 100%.

Unless otherwise noted, values presented as “ $y \pm x\%$ ” should be interpreted to mean that the authors are 95% certain the actual value is between $y - x\%$ and $y + x\%$. Where appropriate, the absolute range is sometimes reported rather than the relative range: $y \pm z$, where $z = y \times x\% \div 100$. The system of asterisks is used as shorthand for the categories in tables and text.

These are informed categorizations. They reflect expert judgment, using all known published descriptions of uncertainty surrounding the “best available” or “most likely” estimate. The 95% boundary was chosen to communicate the high degree of certainty that the actual value was in the reported range and the low likelihood (1/20) that it was outside that range. This characterization is not, however, a statistical property of the estimate, and should not be confused with statistically defined 95% confidence intervals.

The authors of this report have used this system for categorizing uncertainty only where they have synthesized diverse published information and compared across this diversity. When citing an existing published estimate, authors were encouraged to include the characterizations of uncertainty reported by those publications (e.g., ranges, standard error, or confidence intervals). There are circumstances in which no characterization of the uncertainty of data or information is shown, such as when a number is taken from a published source that itself did not include a characterization of uncertainty. In these cases, the authors have not provided a characterization of uncertainty, and the reader should assume that no characterization of uncertainty was available to the authors. Additional discussion of sources of uncertainty and their treatment in this report can be found in the Preface under “The Treatment of Uncertainty in this Report.”

1751 and 2002. Emissions from parts of Asia are increasing at a growing rate and may surpass those of North America in the near future, but North America is incontrovertibly a major source of atmospheric CO₂, historically, at present, and in the immediate future.

The contribution of North American carbon sinks to the global carbon budget is less clear. The global terrestrial sink is quite uncertain, averaging somewhere in the range of 0 to 3800 million tons of carbon per year during the 1980s, and in the range of 1000 to 3600 million tons of carbon per year

in the 1990s (IPCC, 2000). This report estimates a North American sink of approximately 500 million tons of carbon per year for 2003, with 95% certainty that the actual value is within plus or minus 50% of that estimate, or between 250 and 750 million tons carbon per year (Chapter 3 this report) (see the Text Box on Treatment of Uncertainty). Assuming a global terrestrial sink of approximately two billion tons of carbon per year (as inferred by the atmospheric analyses for the 1990s), the North American terrestrial sink reported here of approximately 500 million tons of carbon per year suggests that the North American sink is perhaps 25% of

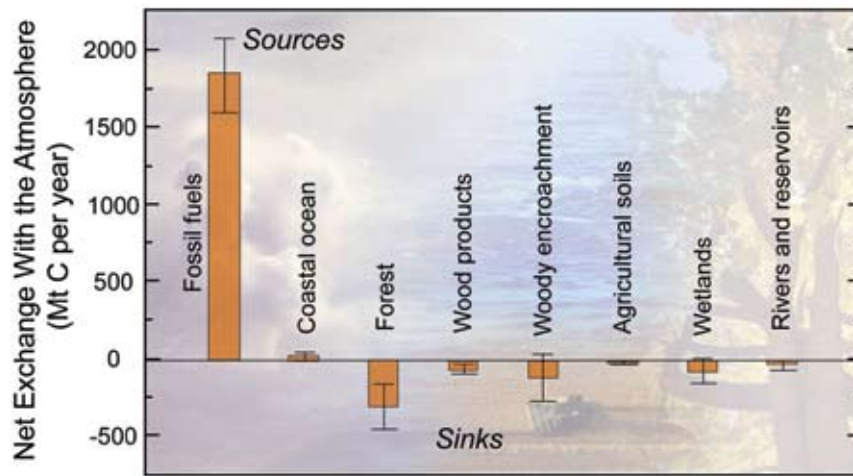


Figure ES.1 North American carbon sources and sinks (million tons of carbon per year) in 2003. Height of a bar indicates a best estimate for net carbon exchange between the atmosphere and the indicated element of the North American carbon budget. Sources add CO₂ to the atmosphere; sinks remove it. Error bars indicate the uncertainty in that estimate, and define the range of values that include the actual value with 95% certainty. See Chapter 3 and Chapters 6-15 of this report for details and discussion of these sources and sinks.

the global sink. In contrast, previous analyses using global models of CO₂ transport in the atmosphere estimate a North American sink for 1991-2000 of approximately one billion tons of carbon per year, or approximately 50% of a global sink of roughly two billion tons of carbon per year (see Chapter 2 this report). The North American sink estimate of this report is derived from studies using ground-based inventories, and the difference between estimates is likely influenced by the methodology employed and the period of the analysis (see Chapters 2 and 3 this report). Developments in the use of atmospheric models to estimate terrestrial sinks concurrent with the production and publication of this report will continue to refine and improve those estimates.

The global terrestrial sink is predominantly in northern lands, most likely as a consequence of forest regrowing on abandoned agricultural land in northern temperate regions (*e.g.*, the eastern United States) and patterns of forest fire and recovery in the boreal forests of Canada and Eurasia. The sink north of 30° N alone is estimated to be 600 to 2300 million tons of carbon per year for the 1980s (IPCC, 2001). Thus, the sink of approximately 500 million tons of carbon per year in North America is consistent with the fraction of northern land area in North America (37%), as opposed to Eurasia (63%). Rates of forest clearing in the tropics, including those of Mexico, currently exceed rates of recovery, and thus tropical regions dominated by rainforests or other forest types are currently a source of carbon to the atmosphere.

It is clear that the global carbon cycle of the 21st century will continue to be influenced by large fossil-fuel emissions from North America, and that the North American carbon budget will continue to be dominated by the fossil-fuel

sources. The future trajectory of carbon sinks in North America and their contribution to the global terrestrial sink is less certain, in part because the role of regrowing forests is likely to decline as the forests mature, and in part because the response of forests and other ecosystems to future climate change and increases in atmospheric CO₂ concentrations is uncertain. The variation among model projections and scenarios of where and how future climate will change contribute to that uncertainty. Additionally, response to a particular future change will likely vary among ecosystems and the response will depend on a variety of incompletely understood environmental factors.

ES.4 WHAT ARE THE PRIMARY CARBON SOURCES AND SINKS IN NORTH AMERICA, AND HOW AND WHY ARE THEY CHANGING?

ES.4.1 The Sources

The primary source of human-caused carbon emissions in North America that contributes to the increase of CO₂ in the atmosphere is the release of CO₂ during the combustion of fossil fuels (Figure ES.1) (Chapter 3 this report). Fossil-fuel carbon emissions in the United States, Canada, and Mexico totaled approximately 1900 million tons of carbon in 2003 (with 95% confidence that the actual value lies within 10% of that estimate¹) and have increased at an average rate of approximately 1% per year for the last 30 years. The United States was responsible for approximately 85% of North America's fossil-fuel emissions in 2003, Canada for 9%, and Mexico 6% (Table ES.1). The overall 1% growth in United States' emissions masks faster than 1% growth in some sectors (*e.g.*, transportation) and slower growth in others (*e.g.*, increased manufacturing energy efficiency).

Total United States' emissions have grown at close to the North American average rate of about 1.0% per year over the past 30 years, but United States' *per capita* emissions have been roughly constant, while the carbon intensity (carbon emitted/dollar of real [inflation adjusted] GDP) of the United States' economy

Fossil-fuel carbon emissions in the United States, Canada, and Mexico have increased at an average rate of approximately 1% per year for the last 30 years.

¹ See Text Box ES.1 for a discussion of numerical data and estimates.

Table ES.1 North American annual net carbon emissions (source = positive) or uptake (land sink = negative) (million tons carbon per year) by country. See Table 3.1, Chapter 3 of this report for references to sources of data.

Source (positive) or Sink (negative)	United States	Canada	Mexico	North America
Fossil source (positive)				
Fossil fuel (oil, gas, coal)	1582***** (681, 328, 573)	164***** (75, 48, 40)	110***** (71, 29, 11)	1856***** (828,405,624)
Non-fossil carbon sink (negative) or source (positive)				
Forest	-256***	-28**	+52**	-233***
Wood products	-57***	-11***	ND	-68***
Woody encroachment	-120*	ND	ND	-120*
Agricultural soils	-8***	-2***	ND	-10***
Wetlands	-23*	-23*	-4*	-49*
Rivers and lakes	-25**	ND	ND	-25*
Coastal oceans ^a				
Total carbon source or sink	-489***	-64**	48*	-505***
Net carbon source (positive)	1093*****	100***	158***	1351*****

Uncertainty:
 ***** (95% confidence within 10%)
 **** (95% confidence within 25%)
 *** (95% confidence within 50%)
 ** (95% confidence within 100%)
 * (95% confidence bounds >100%)
 ND = No data available

^a Coastal waters within 100 km of the North American coastline, defined by the region in which the surface water concentration of CO₂ is influenced by coastal processes, may be a source of 19 million tons of carbon per year but with 95% confidence bounds greater than 100% (i.e., they may be a small sink). See discussion of coastal ocean sources and sinks in Chapters 3 and 15 of this report, and their distribution by ocean region rather than country in Chapter 15 of this report.

has decreased at a rate of about 2% per year (Chapter 3 this report). The decline in the carbon intensity of the United States' economy was caused both by increased energy efficiency, particularly in the manufacturing sector, and structural changes in the economy with growing contributions from sectors such as services with lower energy consumption and carbon intensity. The service sector is likely to continue to grow. Accordingly, carbon emissions will likely continue to grow more slowly than GDP (see Chapter 3 this report).

The extraction of fossil-fuels and their conversion to energy commodities and services, including electricity generation, is the single largest contributor to the North American fossil-fuel source.

The extraction of fossil-fuels and other primary energy sources and their conversion to energy commodities and services, including electricity generation, is the single largest

contributor to the North American fossil-fuel source, accounting for approximately 42% of North American fossil emissions in 2003 (Chapter 6 this report). Electricity generation is responsible for the largest share of those emissions: approximately 94% in the United States in 2004, 65% in Canada in 2003, and 67% in Mexico in 1998. Again, United States' emissions dominate. United States' emissions from electricity generation are approximately 17 times larger than those of Canada and 23 times those of Mexico, reflecting in part the relatively greater population of the United States in both cases and its much higher level of development than Mexico. On a *per capita* basis, the emissions from electricity generation are 2.14 tons of carbon for the United States in 2004, 1.15 tons of carbon for Canada in 2003, and 0.28 tons of carbon for Mexico in 1998 (note these are the latest years for which data are available).

More than half of electricity produced in North America (67% in the United States) is consumed in buildings, making that single use one of the largest factors in North Ameri-

can emissions (Chapter 9 this report). In fact, in 2003 the CO₂ emissions from United States' buildings alone were greater than total CO₂ emissions of any country in the world, except China. Energy use in buildings in the United States and Canada (including the use of natural gas, wood, and other fuels as well as electricity) has increased by 30% since 1990, corresponding to an annual growth rate of 2.1%. In the United States, the major drivers of energy consumption in the buildings sector are growth in commercial floor space and increase in the size of the average home. Carbon emissions from buildings are expected to grow with population and income. Furthermore, the shift from family to single-occupant households means that the number of households will increase faster than population growth—each household with its own heating and cooling systems and electrical appliances. Certain electrical appliances (such as air-conditioning equipment) once considered a luxury are now becoming commonplace. Technology- and market-driven improvements in the efficiency of appliances are expected to continue, but the improvements will probably not be sufficient to curtail emissions growth in the buildings sector without government intervention.

The transportation sector of North America accounted for 31% of total North American emissions in 2003, most (87%) of it from the United States (Chapter 7 this report). The growth in transportation and associated CO₂ emissions has been steady during the past forty years and has been most rapid in Mexico, the country most dependent upon road transport. The growth of transportation is driven by population, *per capita* income, and economic output, and energy use in transportation is expected to increase by 46% in North America between 2003 and 2025. If the mix of fuels is assumed to remain the same, CO₂ emissions would increase from 587 million tons of carbon in 2003 to 859 million tons of carbon in 2025.


Emissions from North American industry (not including fossil-fuel mining and processing or electricity generation) are a relatively small (12%) and declining component of North America's emissions (Chapter 8 this report). Emissions decreased nearly 11% between 1990 and 2002, while energy consumption in the United States and Canada increased by 8-10% during that period. In both countries, a shift in production toward less energy-intensive industries and dissemination of more energy efficient equipment has kept the rate of growth in energy demand lower than the rate of growth of industrial GDP. Emission reductions in industry have also resulted from the voluntary, proactive initiatives of both individual corporations and trade associations in response to climate change issues (Chapter 4 this report).

The remaining portion (approximately 15%) of North American fossil-fuel emissions includes those from other sectors. This includes natural gas and other non-electrical fossil energy used in residential and commercial buildings and fuels used in agriculture.

ES.4.2 The Sinks

Approximately 30% of North American fossil-fuel emissions are offset by a sink of approximately 500±250 million tons of carbon per year. The uncertainty in the North American sink of ±50% is substantially larger than the ±10% uncertainty in the emissions source. The total sink is a combination of many factors, including forest regrowth, fire suppression, and agricultural soil conservation (Figure ES.1, Chapter 3, Part III: Chapters 10-15 this report). The sink is currently about 490 million tons of carbon per year in the United States and approximately 60 million tons of carbon per year in Canada. Mexican ecosystems are a net source of about 50 million tons of carbon per year, mostly as a consequence of ongoing deforestation. The coastal ocean surrounding North America is perhaps an additional small net source of carbon to the atmosphere of approximately 20 million tons of carbon per year. The coastal ocean is, however, highly variable, and that number is highly uncertain with variability (standard deviation) of greater than 100%. North America's coastal waters could be a small sink and in some places are. How much the coastal carbon exchange with the atmosphere is influenced by humans is also unknown.

The primary carbon sink in North America (approximately 50% of the total) is in the forests of the United States and Canada (Table ES.1). These forests are still growing (accu-





The primary carbon sink in North America (approximately 50% of the total) is in the forests of the United States and Canada.

above-ground vegetation (wood), with as much as a third of it in soils. The suppression of forest fires also increases net accumulation of carbon in forests. As the recovering forests mature, however, the rate of net carbon uptake (the sink) declines. In Canada, the estimated forest sink declined by nearly a third between 1990 and 2004, but with high year-to-year variability. Over that period, the annual changes in above-ground carbon stored in managed Canadian forests varied from between a sink of approximately 50 million tons of carbon per year to a source of approximately 40 million

The very large volume of carbon in North American wetlands (the single largest carbon reservoir of any North American ecosystem) is vulnerable to release in response to both climate change and the further drainage of wetlands for development.

mulating carbon) after their re-colonization of farmland 100 or more years ago. Forest regrowth takes carbon out of the atmosphere and stores most of it in above-ground vegetation (wood), with as much as a third of it in soils. The suppression of forest fires also increases net accumulation of carbon in forests. As the recovering forests mature, however, the rate of net carbon uptake (the sink) declines. In Canada, the estimated forest sink declined by nearly a third between 1990 and 2004, but with high year-to-year variability. Over that period, the annual changes in above-ground carbon stored in managed Canadian forests varied from between a sink of approximately 50 million tons of carbon per year to a source of approximately 40 million tons of carbon per year. Years when the forests were a source were generally years with high forest fire activity.

Woody encroachment, the invasion of woody plants into grasslands or of trees into shrub-

lands, is a potentially large, but highly uncertain carbon sink. It is caused by a combination of fire suppression and grazing. Fire inside the United States has been reduced by more than 95% from the pre-settlement levels, and this reduction favors shrubs and trees in competition with grasses. The sink may be as large as 20% of the North American sink, but it may also be negligible. The uncertainty of this estimate is greater than 100%. If that highly uncertain sink is excluded (see Overview of Part III this report), the estimate of the North American sink falls to 385 million tons of carbon per year or approximately 20% of fossil-fuel emissions in 2003. Woody encroachment might actually be a source, maybe even a relatively large one. The state of the science is such that we simply don't know (see Chapter 3 and the Overview of Part III this report).

Wood products are thought to account for about 13% of the total North American sink. The uncertainty in this sink is $\pm 50\%$. Wood products are a sink because they are increasing, both in use (e.g., furniture, house frames, etc.) and in landfills. The wetland sink, about 9% of the North American sink but with an uncertainty of greater than 100%, is in both the peats of Canada's extensive frozen (permafrost) and unfrozen wetlands and the mineral soils of Canadian and United States' wetlands. Drainage of peatlands in the United States has released carbon to the atmosphere, and the very large volume of carbon in North American wetlands (the single largest carbon reservoir of any North American ecosystem) is vulnerable to release in response to both climate change and the further drainage of wetlands for development. Either change might shift the current modest sink to a potentially large source, although many aspects of wetlands and their future behavior are poorly known.

Two processes determine the carbon balance of agricultural lands: management and changes in environmental factors. The effects of management (e.g., cultivation, conservation tillage) are reasonably well known and have been responsible for historic losses of carbon in Canada and the United States (and current losses in Mexico), albeit with some increased carbon uptake and storage in recent years. Agricultural lands in North America are nearly neutral with respect to carbon, with mineral soils absorbing carbon and organic soils releasing it. The balance of these sinks and sources is a net sink of 10 ± 5 million tons of carbon per year (Table ES.1). The effects of climate on this balance are not well known.

Soil erosion leads to the accumulation of carbon containing sediments in streams, rivers, and lakes (both natural and man-made). This represents a carbon sink, estimated at approximately 25 million tons of carbon per year for the United States. We know of no similar analysis for Canada or Mexico. The result is a highly uncertain estimate for North



America known to no better than the estimate for the United States alone, plus or minus more than 100%.

The density and development patterns of human settlements are drivers of fossil-fuel emissions, especially in the important residential and transportation sectors. Conversion of agricultural and wildlands to cities and other human settlements reduces carbon stocks, while the growth of urban and suburban trees increases them. The growth of urban trees in North America produces a sink of approximately 16 to 49 million tons of carbon per year, which is 1 to 3% of North American fossil-fuel emissions in 2003. Settlements in North America are thus almost certainly a net source of atmospheric CO₂.

ES.5 WHAT ARE THE DIRECT, NON-CLIMATIC EFFECTS OF INCREASING ATMOSPHERIC CARBON DIOXIDE OR OTHER CHANGES IN THE CARBON CYCLE ON THE LAND AND OCEANS OF NORTH AMERICA?

The potential impacts of increasing concentrations of atmospheric CO₂ (and other greenhouse gases) on the Earth's climate are well documented (IPCC, 2007) and are the dominant reason for societal interest in the carbon cycle. However, the consequences of a carbon cycle imbalance and the buildup of CO₂ in the atmosphere extend beyond

climate change alone. Ocean acidification and “CO₂ fertilization” of land plants are foremost among these direct, non-climatic effects.

The uptake of carbon by the world's oceans as a result of human activity over the last century has made them more acidic (see Chapters 1 and 2 this report). This acidification negatively impacts corals and other marine organisms that build their skeletons and shells from calcium carbonate. Future changes could dramatically alter the composition of ocean ecosystems of North America and elsewhere, possibly eliminating coral reefs by 2100.

The growth of urban trees in North America produces a sink of approximately 1 to 3 percent of North American fossil-fuel emissions in 2003.

Rates of photosynthesis of many plant species often increase in response to elevated concentrations of CO₂, thus potentially increasing plant growth and even agricultural crop yields in the future (Chapters 2, 3, 10-13 this report). There is, however, continuing scientific debate about whether such “CO₂ fertilization” will continue into the future with prolonged exposure to elevated CO₂, and whether the fertilization of photosynthesis will translate into increased plant growth and net uptake and storage of carbon by terrestrial ecosystems. Recent studies provide many conflicting results. Experimental treatment with elevated CO₂ can lead to consistent increases in plant growth. On the other hand, it can also have little effect on plant growth, with an initial stimulation of photosynthesis but limited long-term effects on carbon accumulation in the plants. Moreover, it is unclear how plants and ecosystem might respond simultaneously to both “CO₂ fertilization” and climate change. While there is some experimental evidence that plants may use less water when exposed to elevated CO₂, extended deep drought or other unfavorable climatic conditions could reduce the positive effects of elevated CO₂ on plant growth. Thus, it is far from clear that elevated concentrations of atmospheric CO₂ have led to terrestrial carbon uptake and storage or will do so over large areas in the future. Moreover, elevated carbon dioxide is known to increase CH₄ emissions from wetlands, further increasing the uncertainty in how plant response to elevated CO₂ will affect the global atmosphere and climate.

The carbon cycle also intersects with a number of critical Earth system processes, including the cycling of both water and nitrogen.

The carbon cycle also intersects with a number of critical Earth system processes, including the cycling of both water and nitrogen. Virtually any change in the lands or waters of North America as part of purposeful carbon man-



agement will consequently affect these other processes and cycles. Some interactions may be beneficial. For example, an increase in organic carbon in soils is likely to increase the availability of nitrogen for plant growth and enhance the water-holding capacity of the soil. Other interactions, such as nutrient limitation, fire, insect attack, increased respiration from warming, may be detrimental. However, very little is known about the complex web of interactions between carbon and other systems at continental scales, or the effect of management on these interactions.

ES.6 WHAT POTENTIAL MANAGEMENT OPTIONS IN NORTH AMERICA COULD SIGNIFICANTLY AFFECT THE NORTH AMERICAN AND GLOBAL CARBON CYCLES (E.G., NORTH AMERICAN SINKS AND GLOBAL ATMOSPHERIC CARBON DIOXIDE CONCENTRATIONS)?

Addressing imbalances in the North American and global carbon cycles requires a mix of options focused on reducing carbon emissions.

Options focused on enhancing carbon sinks in soils and vegetation in North America can contribute as well, but the potential of these options alone is insufficient to deal with the magnitude of current imbalances in the North American carbon budget and their contributions to the global imbalance.

Currently, options for reducing carbon emissions include:

- Reducing emissions from the transportation sector through efficiency improvement, higher prices for carbon-based fuels, liquid fuels derived from vegetation (ethanol from corn or other biomass feedstock, for example), and in the longer run (after 2025), hydrogen generated from non-fossil sources of energy;
- Reducing the carbon emissions associated with energy use in buildings through efficiency improvements and energy-saving passive design measures;
- Reducing emissions from the industrial sector through efficiency improvement, fuel-switching, and innovative process designs;
- Reducing emissions from energy extraction and conversion through efficiency improvement, fuel-switching, technological change (including carbon sequestration and capture and storage), and reduced demands due to increased end-use efficiency; and
- Capturing the CO₂ emitted from fossil-fired generating units and injecting it into a suitable geological forma-

tion or deep in the sea for long-term storage (carbon capture and storage).

Options for managing terrestrial carbon stocks include:

- Maintaining existing terrestrial carbon stocks in vegetation and soils and in wood products;
- Reducing carbon loss associated with land management practices, including those of agriculture (*e.g.*, reduced tillage in expanding croplands) and forest harvest (*e.g.*, minimizing soil disturbance); and
- Increasing terrestrial carbon sequestration through afforestation, reforestation, planting of urban “forests,” reduced tillage in established crop lands, and similar practices.

In many cases, significant progress with such options would require a combination of technology research and development, policy interventions, and information and education programs.

Opinions differ about the relative mitigation impact of emission reduction versus carbon sequestration. Assumptions about the cost of mitigation and the policy instruments used to promote mitigation significantly affect assessments of mitigation potential. For example, appropriately designed carbon emission cap and trading policies could achieve a given level of carbon emissions reduction at lower cost than some other policy instruments by providing incentives to use the least-cost combination of mitigation/sequestration alternatives.

However, the evaluation of any policy instrument should consider technical, institutional, and socioeconomic constraints that would affect its implementation, such as the ability of sources to monitor their actual emissions and the constitutional authority of national and/or provincial/state governments to impose emissions taxes, regulate emissions, and/or regulate efficiency standards. Also, practically every policy (except cost-saving energy conservation options), no matter what instrument is used to implement it, has a cost in terms of utilization of resources and ensuing price increases that leads to reductions in output, income, employment, or other measures of economic well-being. These costs must be weighed against the benefits (or avoided costs) of reducing carbon emissions. In addition to the standard reduction in damages noted above, many options and measures that reduce emissions and increase sequestration also have significant co-benefits in terms of economic efficiency (where market failures are being corrected, as in many cases of energy conservation), environmental management, and energy security.

The design of carbon management systems must also consider unintended consequences involving other greenhouse



gases. For instance, carbon sequestration strategies such as reduced tillage can increase emissions of CH₄ and nitrous oxide, which are also greenhouse gases. Strategies for dealing with climate change will have to consider these other gases as well as other components of the climate systems, such as small airborne particles and the physical aspects of plant communities.

Direct reductions of carbon emissions from fossil-fuel use are considered “permanent” reductions, while carbon sequestration in plants or soils is a “non-permanent” reduction, in that carbon stored through conservation practices could potentially be re-emitted if management practices revert back to the previous state or otherwise change. This *permanence* issue applies to all forms of carbon sinks. For example, the carbon sink associated with forest regrowth could be slowed or reversed from sink to source if the forests are burnt in wildfires or forest harvest and management practices change.

Changes in land management (*e.g.*, tillage reduction, pasture improvement, afforestation) will stimulate the uptake and sequestration of carbon for only a finite period. Over time, the processes of carbon gain and loss from vegetation and soil come into a new balance with the change in land use and land management. The amount of carbon stored in the plants and soil will tend to level off at a new maximum with the altered processes of uptake balanced by altered processes of release, after which there is no further accumulation (sequestration) of carbon. For example, following changes in tillage to promote carbon absorption in agricultural soils (see Chapter 10 this report) the amount of carbon in the soil will tend to reach a new constant level after 15–30 years. The sink declines, then disappears, or nearly so, as the amount of carbon being added to the soil is balanced by losses. The same pattern is observed as forests are planted, as they regrow on abandoned farmland or as they recover from fire, harvest, or other disturbance. It takes significantly longer for forests to reach a new balance of uptake and release with many forests sequestering significant amounts of carbon 125 years after establishment, but as forests mature, the rate of sequestration declines and in old growth forests processes of carbon uptake are very nearly balanced by processes of release (see Chapters 3 and 11 this report).

Mitigation actions in one area (*e.g.*, geographic region, production system) can inadvertently result in additional emissions elsewhere. This phenomenon, commonly referred to as *leakage*, can occur when a policy of emission reduction by one country shifts emission-intensive industry or energy production toward other countries, increasing their emissions and thus reducing the overall benefit. Similarly, leakage can be a concern for sequestration and storage of carbon in forests. Reducing harvest rates in one area, for ex-

ample, can stimulate increased cutting and reduction in stored carbon in other areas. Leakage may be of minor concern for agricultural carbon storage, since most practices would have little or no effect on the supply and demand of agricultural commodities. Chapter 4 further compares measures taken to reduce emissions with those taken to sequester carbon.

Options and measures can be implemented in a variety of ways at a variety of scales, not only at international or national levels. For example, a number of municipalities, state governments, and private firms in North America have made commitments to voluntary greenhouse gas emission reductions. For cities, one focus has been the Cities for Climate Protection program of International Governments for Local Sustainability (formerly ICLEI). For some states and provinces, the Regional Greenhouse Gas (Cap and Trade) Initiative is nearing implementation. For industry, one focus has been membership in the Pew Center and in the Environmental Protection Agency (EPA) Climate Leaders Program.

ES. 7 HOW CAN WE IMPROVE THE USEFULNESS OF CARBON SCIENCE FOR DECISION MAKING?

Effective carbon management requires that relevant, appropriate science be communicated to the wide variety of people whose decisions affect carbon cycling (Chapter 5 this report). Because the field is relatively new and the demand for policy-relevant information has been limited, carbon cycle science has rarely been organized or conducted to inform carbon management. To generate information that can systematically inform carbon management decisions, scientists and decision makers should clarify what information would be most relevant in specific sectors and arenas for carbon management, adjust research priorities as necessary, and develop mechanisms that enhance the credibility and legitimacy of the information being generated.

In the United States, the federal carbon science enterprise does not yet have many mechanisms to assess emerging demands for carbon information across scales and sectors.

Many options and measures that reduce emissions and increase sequestration also have significant co-benefits in terms of economic efficiency, environmental management, and energy security.

A number of municipalities, state governments, and private firms in North America have made commitments to voluntary greenhouse gas emission reductions.

Federally funded carbon science has focused predominantly on basic research to reduce uncertainties about the carbon cycle. Initiatives are now underway to promote coordinated, interdisciplinary research that is strategically prioritized to address societal needs. The need for this type of research is increasing. Interest in carbon management across sectors suggests that there may be substantial demand for information in the energy, transportation, agriculture, forestry, and industrial sectors, at scales ranging from local to global.

To ensure that carbon science is as useful as possible for decision making, carbon scientists and carbon managers need to create new forums and institutions for communication and coordination. Research suggests that in order to make a significant contribution to management, scientific and technical information intended for decision making must be perceived not only as credible (worth believing), but also as salient (relevant to decision making on high priority issues) and legitimate (conducted in a way that stakeholders

Initiatives are now underway to promote coordinated, interdisciplinary research that is strategically prioritized to address societal needs.

believe is fair, unbiased, and respectful of divergent views and interests). To generate information that meets these tests, carbon stakeholders and scientists need to collaborate to develop research questions, design research strategies,

and review, interpret, and disseminate results. Transparency and balanced participation are important for guarding against politicization and enhancing usability.

To make carbon cycle science more useful to decision makers in the United States and elsewhere in North America, leaders in the carbon science community might consider the following steps:

- Identify specific categories of decision makers for whom carbon cycle science is likely to be salient, focusing on policy makers and private sector managers in carbon-intensive sectors (energy, transport, manufacturing, agriculture, and forestry);
- Identify and evaluate existing information about carbon impacts of decisions and actions in these arenas, and assess the need and demand for additional information. In some cases, demand may need to be nurtured and fostered through a two-way interactive process;
- Encourage scientists and research programs to experiment with new and different ways of making carbon cycle science more salient, credible, and legitimate to carbon managers;
- Involve not just physical or biological disciplines in scientific efforts to produce useable science, but also

social scientists, economists, and communication experts; and

- Consider initiating participatory pilot research projects and identifying existing “boundary organizations” (or establishing new ones) to bridge carbon management and carbon science.

ES.8 WHAT ADDITIONAL KNOWLEDGE IS NEEDED FOR EFFECTIVE CARBON MANAGEMENT?

Scientists and carbon managers need to improve their joint understanding of the top priority questions facing carbon-related decision-making. Priority needs specific to individual ecosystem or sectors are described in Chapters 6-15 of this report. To further prioritize those needs across disciplines and sectors, scientists need to collaborate more effectively with decision makers in undertaking research and interpreting results in order to answer those questions. More deliberative processes of consultation with potential carbon managers at all scales can be initiated at various stages of the research process. This might include workshops, focus groups, working panels, and citizen advisory groups. Research on the effective production of science that can be used for decision making suggests that ongoing, iterative processes that involve decision makers are more effective than those that do not (see Chapter 5 this report).





results from the North American Carbon Program (NACP) can be compared. The report also highlights key uncertainties in North American sources and sinks. For example, in the agricultural and grazing land sectors, inventories still carry a great deal of uncertainty, especially in the arena of woody encroachment. If such inventories are to be the basis for future decision making, reducing such uncertainties may be a useful investment. Quantitative estimates of land-use change and the impact of various management practices are also highly uncertain, as are the interactions among CO₂, CH₄, and nitrous oxide as greenhouse gas

In the light of changing views on the impacts of CO₂ released to the atmosphere, research and development will likely focus on the extraction of energy while preventing CO₂ release. Fossil fuels might well remain economically competitive and socially desirable as a source of energy in some circumstances, even when one includes the extra cost of capturing the CO₂ and preventing its atmospheric release when converting these fuels into non-carbon secondary forms of energy like electricity, hydrogen, or heat. Research and development needs in the energy and conversion arena include clarifying potentials for carbon capture and storage, exploring how to make renewable energy affordable at large scales of deployment, examining societal concerns about nuclear energy, and learning more about policy options for distributed energy and energy transitions. There is also need for better understanding of the public acceptability of policy incentives for reducing dependence on carbon intensive energy sources.

In the transportation sector, improved data on Mexican greenhouse gas emissions and trends is needed, as well as on the potential for mitigating transportation-related emissions in North America. Advances in transportation mitigation technologies and policies are also needed. In the industry and waste management sectors, work on materials substitution and energy efficient technologies in production processes holds promise for greater emissions reductions. Needs for the building sector include: further understanding the total societal costs of CO₂ as an externality of buildings costs, economic and market analyses of various reduced emission features at various time scales of availability, and construction of cost curves for emission reduction options.

Turning to the ecosystem arena, the synthesis and assessment of this report provides a baseline against which future

emissions. If carbon accounting becomes a critical feature of carbon management, improved data are needed on the relationship of forest management practices to carbon storage, as well as inexpensive tools and techniques for monitoring. An assessment of agroforestry practices in Mexico as well as in temperate landscapes would also be helpful. Importantly, there is a need for multi-criteria analysis of various uses of landscapes—tradeoffs between carbon storage and other uses of the land must be considered. If markets emerge more fully for trading carbon credits, the development of such decision support tools will likely be encouraged.

Soils in the permafrost region store vast amounts of carbon and are currently a small sink. There is, however, little certainty about how these soils will respond to changes brought about by climate. While these regions are likely not subject to management options, improved information on carbon storage and the trajectory of these reservoirs may provide additional insight into the likelihood of release of large amounts of carbon to the atmosphere that may affect global decision making. Similarly, there is great uncertainty in the response of the carbon pools of wetlands to climate changes, and very little data on freshwater mineral soils and estuarine carbon both in Canada and Mexico.

With respect to human settlements, additional studies of the carbon balance of settlements of varying densities, geographical location, and patterns of development are needed to quantify the potential impacts of various policy and planning alternatives on net greenhouse gas emissions. In coastal regions, additional information on carbon fluxes will help to constrain continental carbon balance estimates should information on that scale become useful for decision making. Research on ocean carbon uptake and storage is also



needed in order to fully inform decision making on options for carbon management.

With respect to carbon management, there is a need for more insight into how incentives to reduce emissions affect the behavior of households and businesses, the influence of reducing uncertainty on the willingness of decision makers to make commitments, the affect of increased R&D spending on technological innovation, the socioeconomic distribution of mitigation/sequestration costs and benefits, and the manner in which mitigation costs and policy instrument design affect the macroeconomy. Improvements in decision analysis in the face of irreducible uncertainty would be helpful as well.

Finally, CH₄ is second only to CO₂ as an important human-caused greenhouse gas. Methane sources and sinks are, however, not nearly as well understood as those for CO₂, and the consideration of CH₄ as part of the North American carbon budget is consequently well beyond the scope of this report. Research to better understand CH₄ sources and sinks and better integrate CH₄ into understanding of the carbon cycle could improve knowledge of how carbon management might influence both CO₂ and CH₄ in the atmosphere.