



HR SICINST M5230.3
17 July 2000

**HUMAN RESOURCES SERVICE AND INFORMATION CENTER INSTRUCTION
M5230.3**

Subj: PERSONNEL MANAGEMENT INFORMATION SYSTEM/JOINT UNIFORM
MILITARY PAY SYSTEM (PMIS/JUMPS) ANALYSIS MANUAL

1. **PURPOSE.** This instruction publishes the Personnel Management Information System/Joint Uniform Military Pay System (PMIS/JUMPS) Analysis Manual. This manual provides guidance for researching personnel and pay transactions in PMIS/JUMPS.
2. **ACTION.** Personnel Reporting Unit (PERSRU) supervisors and auditors, HRSIC auditors, technicians, programmers, developers, and systems analysts, and others having access to PMIS/JUMPS should refer to this manual for definitions and descriptions of data elements appearing in the database. This guide is a tool for those who are investigating transactions within PMIS/JUMPS. It is not to be used for data input.
3. **DIRECTIVES AFFECTED.** HRSICINST M5230.2, *Query Manual*, and HRSICINST M5235.1, *PMIS Forms Guide* are hereby cancelled. COMDTINST M1080.8A, *PMIS/JUMPS Manual Volume V -- Headquarters*, the responsibility and maintenance for which was transferred to HRSIC, is superseded and cancelled.
4. **DISTRIBUTION AND CHANGES.** This manual is a reference tool, not a procedural guide, distribution of the printed version is limited to a single *courtesy* copy for supervisors and auditors at PERSRUs and HRSIC. Coast Guard Standard Workstation III users may obtain an electronic version of this manual by downloading from HRSIC's web site: (<http://www.uscg.mil/hq/hrsic>). The table of contents in the electronic version contains links that will take the reader to the appropriate page of the manual.

DISTRIBUTION - SDL No. 135

	a	b	c	d	e	f	g	h	i	j	k	l	m	n	o	p	q	r	s	t	u	v	w	x	y	z
A																										
B	2																			1						
C																										
D																										
E		*																								
F																										
G																										
H																										

NON-STANDARD DISTRIBUTION: See page 2

17 July 2000

Changes to this manual will be posted on HRSIC's web site and announced via ALPERSRU Email message. Changes will not be printed or mailed by HRSIC. Changes will be consecutively numbered and issued on "as needed/necessary" basis.

5. **Comments and Recommendations:** Comments or recommendations may be submitted by Email to "HRSIC-PRC".

G. E. SENA

Nonstandard distribution: E:b (PERSRUs)

Location	# of Copies
Air Station Cape Cod	02
Air Station Sacramento	01
Air Station San Diego	02
Base Galveston	01
GANTSEC	02
MARSEC	01
Group Astoria	03
Group Charleston	03
Group Corpus Christi	04
Group Fort Macon	02
Group Humboldt Bay	01
Group Key West	02
Group/MSO LA/LB	01
Group Mobile	05
Group North Bend	02
Group Port Angeles	02
Group Portland	02
Group San Francisco	02
Group Southwest Harbor	01
Group St. Petersburg	04
Group Woods Hole	02
Headquarters Support Cmd.	04
ISC Alameda	06
ISC Boston	04
ISC Cleveland	06
ISC Honolulu	03
ISC Ketchikan	02
ISC Ketchikan-Juneau Det.	03
ISC Kodiak	03
ISC Miami Beach	04
ISC New Orleans	04
ISC Portsmouth	05
ISC San Pedro	03
ISC Seattle	04
ISC St. Louis	04
MSO Houston-Galveston	02
NOAA Topeka	02
SUPRTCEN Elizabeth City	03

PMIS/JUMPS ANALYSIS MANUAL
Table of Contents

Letter of Promulgation

PSCINST M5230.3

CHAPTER 1--ACCESSING JUMPS

JUMPS User Accounts.....	1-A-1
Connecting to JUMPS	1-B-1
Online Menus.....	1-C-1
The Main Inquiry Option.....	1-D-1
Compute and Update Processes.....	1-E-1

CHAPTER 2--COMMONLY USED CODES IN PMIS/JUMPS

Mode/Program Codes	2-B-1
Retirement Codes.....	2-C-1
Object Codes.....	2-D-1
Pay Status Codes.....	2-E-1
Member Type Codes.....	2-F-1

CHAPTER 3—PMIS Data Base

CHAPTER 4—FIXED DATA PAGES (Segment 00)

CHAPTER 5—PAY SEGMENT ANALYSIS (Segments 01 -- 85)

CHAPTER 6—Source Data Information

Recent Transaction File (RECENTS).....	6-A-1
Standard Transactions	6-B-1
Numbered Transactions	6-C-1
"D" Action Codes (L67B)	6-D-1
"H" Action Codes (L67B)	6-E-1
"P" Action Codes (L67B).....	6-F-1
"R" Action Codes (L67B)	6-G-1

Enclosure (1)—Segment Bibliography

Index

Chapter 1

ACCESSING JUMPS

Chapter Overview

Introduction This chapter provides guidance for accessing the Coast Guard's Joint Uniform Military Pay System (JUMPS) database.

Background The Joint Uniform Military Pay System (JUMPS) is the automated pay system for Coast Guard regular and reserve members and the National Oceanic and Atmospheric Administration (NOAA). The master database is stored on an IBM Mainframe computer located in Topeka, KS, near the Personnel Service Center. The primary purpose of the system is to provide timely and accurate pay and to produce historical pay and personnel records.

Data Flow It is essential that JUMPS data be accurate and submitted in a timely manner. Servicing Personnel Offices are primarily responsible for creating and certifying transactions in Direct-Access for input into JUMPS. Approved transactions are electronically transmitted (polled) to PSC on a daily basis. This data passes through a series of edits to ensure accuracy. Once a week the pay files are updated, and twice each month, payroll is computed and paid. Only transactions that successfully pass through front end edits and were transmitted prior to the update and/or compute polling cutoff date, established by PSC, are processed. Transactions that fail to process through personnel or pay edits appear on the exception report for corrective action.

Application The principal reasons for querying the database include:

- Conducting background research in preparing and auditing transactions
 - Providing record information to members and supervisors
 - Providing pay information to members
 - Researching and correcting pay related exceptions
 - Making special off-line payments
 - Conducting pay audits and making adjustments if applicable
-

In this chapter

Topic	Section
JUMPS User Accounts	1-A
Connecting to JUMPS	1-B
Online Menus	1-C
The Main Inquiry Option	1-D
Update and Compute Processes	1-E

Section A
JUMPS USER ACCOUNTS

Section Overview

Introduction This section provides the procedures for establishing or terminating JUMPS User accounts.

In this chapter This chapter covers the following topics:

Topic	See Page
Establishing a JUMPS User Account	1-A-2
Terminating a JUMPS User Account	1-A-4

Section -A
JUMPS USER ACCOUNTS

Establishing a JUMPS User Account

Purpose This section provides the guidelines and procedures for establishing a JUMPS user access account.

Authorized Users All personnel, with a need to access payroll data, assigned to PSC Topeka may be granted access to JUMPS.

- Accounts for personnel in key positions at PSC Topeka may include the ability to update tables, execute programs and run non-standard queries. Policies and procedures for granting this type of access are maintained by PSC (ID).
- All other user accounts are “View only”.

All active duty, reserve and civilian employees permanently assigned to a position in one of the existing Servicing Personnel Offices (SPOs) may be granted access to JUMPS.

- Yeoman, temporarily assigned to a SPO, may be granted access.

Personnel not assigned to PSC Topeka or a SPO may be granted access to JUMPS if they have a need to routinely view payroll data. This category of users includes, but is not limited to, staff members assigned to:

- Human Resources Directorate (CG-1) at Coast Guard Headquarters
- Coast Guard Personnel Command (CGPC)
- Coast Guard Finance Center
- YNs assigned to cutters or other field units without regular face-to-face access to the SPO supporting their unit.

Continued on next page

Section A
JUMPS USER ACCOUNTS

Establishing a JUMPS User Account, Continued

Requests to gain access To designate a JUMPS user, utilize CG PSC Form 7421/3 JUMPS User Access Authorization, which is available on PSC's internet site at <http://www.uscg.mil/hr/psc/forms/>

Follow these steps to request JUMPS access:

Step	Action
1	Complete the first section (Blocks 1 through 7) of the form.
2	The authorizing official's name, rank, title, and phone number must be printed or typed in Block 8 and the block must be signed by the authorizing official.
3	Fax the form to PSC at: (785)-339-2297.

- The JUMPS system administrator (PSC-ID) will setup the account in JUMPS, and notify the user, via e-mail, when completed. Forms are usually processed within 3-working days of receipt. However, delays may be encountered during the transition period (From shared accounts to individual user IDs). Therefore, users of shared accounts should begin submitting requests immediately, to avoid losing access when shared user IDs are disabled on 1 March 2007. Direct-Access user roles and accounts are managed separately from JUMPS accounts, so users requesting access to both systems will receive separate e-mails with account information after their requests have been processed.
 - The originating office shall retain the original CG PSC Form 7421/3 until the member/employee departs the unit (transfer, discharge, etc.), or the designation is otherwise terminated or revoked. Follow the procedure on the next page for terminating access.
-

Section -A
JUMPS USER ACCOUNTS

Terminating a JUMPS User Account

Purpose This section provides the guidelines and procedure for terminating a user's access to the JUMPS database.

When to terminate access A user's access to JUMPS must be terminated when the user is:

- Reassigned or transferred (including interoffice transfer to new duties not requiring access to payroll data).
- Separated from the service or employment terminated (including discharge, RELAD, retirement or death).

Information in JUMPS is protected by the Privacy Act (5 USC 552a). A user's access to JUMPS should be reviewed, and possibly revoked, whenever derogatory information, which may raise security concerns about an individual's trustworthiness, willingness, and ability to properly protect information on Coast Guard/NOAA members is discovered. Consult Section 2.V.1.d and Chapter 4 of the Military Personnel Security Program Manual, COMDTINST M5520.12(series) for guidance on determining and reporting derogatory information.

Access termination/revocation procedure To terminate or revoke a user's access to JUMPS, have the user sign the acknowledgment in block 15 on page 2 of CG PSC Form 7421/3 (If the user has already departed the unit enter "*Not available for signature*" in block 15). The unit should complete blocks 16 and 17 and fax the form to PSC at (785) 339-2297. The JUMPS system administrator (PSC-ID) will disable the user's account upon receipt of the notification.

Section B CONNECTING TO JUMPS

Section Overview

Introduction JUMPS inquiry programs are hosted on an IBM Mainframe computer located in Topeka, Ks near the PSC. This section provides procedures for accessing the host computer via SWIII *BlueZone* terminal emulation software.

Requests to gain access See Chapter 1-A for procedures for establishing JUMPS user accounts.

Passwords A password is required to access JUMPS. The following rules apply:

- Initial passwords are provided by PSC (ID)
- The system will prompt the user to change the password near the end of each 90 day period.
- Passwords must be 8 characters in length and must include one of these 3 national characters : @, #, or \$, at least one letter, and at least one number
- Passwords are not case sensitive.
- Passwords cannot be the same as the previous 8 passwords.
- The system will automatically lock out users after the third failed attempt to input a correct password. To regain access, contact PSC Customer Care via e-mail or by submitting a request using their web form at <http://www.uscg.mil/hr/psc/ccb/>. **Be sure to include your JUMPS user ID when requesting a password reset.**

Inactive Accounts Accounts that are inactive for more than 45 days are locked. Accounts that are inactive for more than 180 days are deleted.

In this chapter The following topics are covered in this chapter.

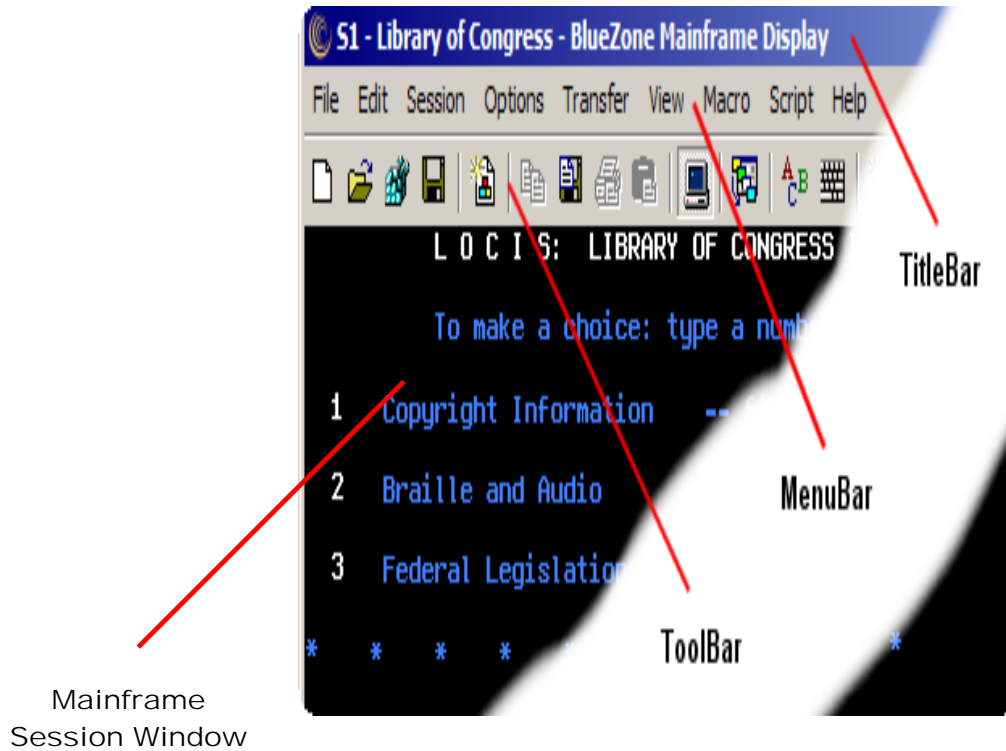
Topic	See Page
Conventions Used in this Chapter	1-B-2
Accessing and Launching BlueZone	1-B-3
Setting Display Properties (PSC Users Only)	1-B-9
Keyboard Mapping (PSC Users Only)	1-B-13
Printing	1-B-16
Secure FTP (PSC Users Only)	1-B-18
Using Online Help	1-B-20

SECTION B CONNECTING TO JUMPS

Conventions Used in this Chapter

Naming Conventions

There are several naming conventions used throughout this chapter. For clarity, several of the more commonly used terms are shown in the following illustration.



Section B CONNECTING TO JUMPS

Accessing and Launching BlueZone



Introduction


This section provides the procedure for accessing BlueZone via PSC's web site.

Procedure

Follow these steps to start using BlueZone

PSC Users:

1. Open Internet Explorer
2. If Internet Explorer is already running, click the home button --  to go to the PSC Staff/Employee Information Page or type "cgweb.psc.uscg.mil/psc.htm" into the address bar and press enter or click the  button.
3. Scroll down and locate the Web Applications links in the left-hand column of the page.


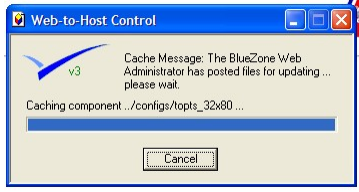


4. Find the **BlueZone Emulation** section and select either the PRODUCTION or TEST Launch Pad link.

BlueZone Emulation:

[PRODUCTION Launch Pad](#)

[TEST System Launch Pad](#)


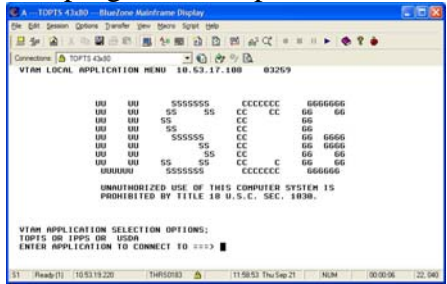
Step	Action
1	Open Internet Explorer (Web browser).
2	Go to the PSC intranet home page at: http://cgweb.psc.uscg.mil/default.asp
3	Locate the BlueZone/TOPTS links in the upper, left-hand column, of the page. 
4	Click the TOPTS Launch Pad link.
5	The BlueZone Launch Pad page will open. A download dialog box will appear if this is the first time you have used the Launch Pad or if the administrator has added new options to the menu.  <p style="text-align: center;">Do not interrupt the download.</p>

Continued on next page

**SECTION B
CONNECTING TO JUMPS**

Accessing and Launching BlueZone, Continued

Procedure (continued)

Step	Action
6	<p>After the download is complete you will have access to the TOPTS Launch Pad links:</p> 
7	<p>From the Launch Pad page select one of the screen settings by double-clicking on one of the TOPTS links.</p> <ol style="list-style-type: none"> The options are for the height and width for the program window, e.g 43X80 is 43 lines high by 80 columns (spaces/characters) wide.
8	<p>The program will open in a new window.</p>  <p>Note: The first time you launch TOPTS, you may need to acknowledge a security warning which will allow the BlueZone™ program to create a directory on your system and copy some configuration files.</p>

Continued on next page

**Section B
CONNECTING TO JUMPS**

Accessing and Launching BlueZone, Continued

Procedure (continued)

Step	Action
9	Logon and use the mainframe. You can close or minimize Internet Explorer, you don't need to have the browser running to use BlueZone™.
10	<p>Enter "TOPTS" for the application to connect to</p> <pre style="font-family: monospace; color: red;"> ,VTAM LOCAL APPLICATION MENU 010.053.018.208 02621 ,UU UU SSSSSS CCCCCC GGGGGG ,UU UU SS SS CC CC GG GG ,UU UU SS SS CC CC GG GG ,UU UU SS SS CC CC GG GG ,UU UU SSSSSS CC CC GG GGGG ,UU UU SS SS CC CC GG GGGG ,UU UU SS SS CC C GG GG ,UUUUU SSSSSS CCCCCC GGGGGG , UNAUTHORIZED USE OF THIS COMPUTER SYSTEM IS , PROHIBITED BY TITLE 18 U.S.C. SEC. 1030. ,VTAM APPLICATION SELECTION OPTIONS; ,TOPTS OR TSO OR IPPS ,ENTER APPLICATION TO CONNECT TO ==>,topts </pre>
11	<p>Type your User ID and press Enter on the keyboard</p> <pre style="font-family: monospace;"> IKJ56700A ENTER USERID -, k1b9zyx </pre>

Continued on next page

**SECTION B
CONNECTING TO JUMPS**

Accessing and Launching BlueZone, Continued

Procedure (continued)

Step	Action
12	<p>Type your password and press Enter on the keyboard</p> <pre> ----- TSO/E LOGON ----- Enter LOGON parameters below: RACF LOGON parameters: Userid ==>K1B8ZYX Password ==>***** Procedure ==>TSOUSER Acct Nmbr ==>K1B9 Size ==>4096 Perform ==> Command ==> Enter an 'S' before each option desired below: -Nomail -Nonnotice -Reconnect -OIDcard PF1/PF13 ==> Help PF3/PF15 ==> Logoff PA1 ==> Attention PA2 ==> Reshow You may request specific help information by entering a '?' in any entry field </pre>
13	<p>The inquiry menu will appear</p> <pre> YOU ARE ON THE PSC COMPUTER IN TOPEKA KANSAS 01 = LOGOFF 02 = RETURN TO PREVIOUS MENU 13:41 05/12/00 . . 03 = CHECK BATCH JOBS . . AM = MODALL 25 = MAIN INQUIRY MENU . . 20 = PAY SPECIAL JOBS 26 = JUMPS PAYROLL OUTPUT . . 21 = PMIS SPECIAL JOBS 27 = MGIB MENU . . 22 = SES SPECIAL JOBS 28 = RESERVE MAGAZINE DELETE . . 23 = RETIRED PAY JOBS 29 = LES REPRINT BY UNIT REPORT . . 24 = RETIRED ALLOTMENT JOBS 30 = GARNISHMENT/FSP RETIRED . . RET = RETIRED INQUIRIES CM = TEST COMPUTE MENU MAIN..... ==> </pre>

Note: Menus for SPOs and other users will differ from the PSC menu shown here.

Continued on next page

Section B CONNECTING TO JUMPS


Accessing and Launching BlueZone, Continued

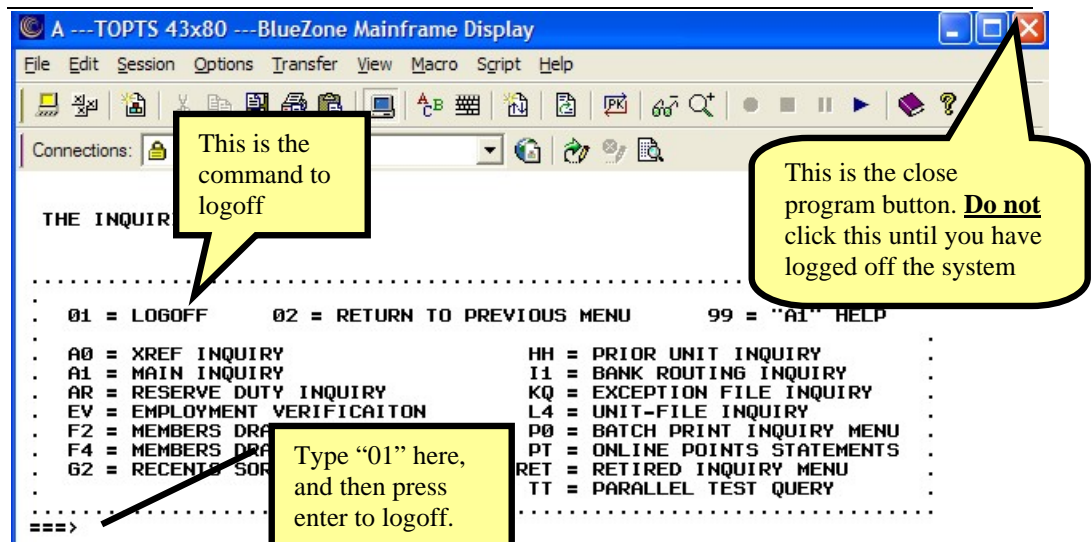
Logging off and closing the program

Be sure to log off JUMPS and close the BlueZone emulation program when not in use. Leaving the connection open or BlueZone running when not connected consumes user licenses and network bandwidth.

How to log off correctly

This is the correct procedure for logging off the host computer.

Step	Action
1	When finished using pay inquiry, type "end", and you will return to the Menu Options screen
2	At the Menu Options screen, type "01", to logoff
3	Your screen will display a message stating you have been logged off: "Your tn3270/tn5250 connection has been terminated" (Temporary files have been closed automatically)
4	You now may click on "File" on the Menu Bar and then click "Close Session" or you may click the  on Menu Bar and answer "Yes" when asked if you want to close the session.



Continued on next page

SECTION B CONNECTING TO JUMPS

Accessing and Launching BlueZone, Continued

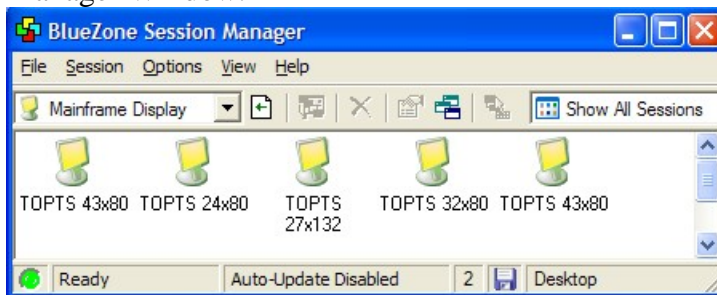
Subsequent connections (from the same computer)

The program will create a shortcut on your desktop from which to launch future connections.



BlueZone Session Manager.LNK

Double click the BlueZone Session Manager link to open the Session Manager Window.



Double click on one of the TOPTS settings icons to launch the program and begin a new session.

The options are for the height and width for the program window, e.g 43X80 is 43 lines high by 80 columns (spaces/characters) wide.

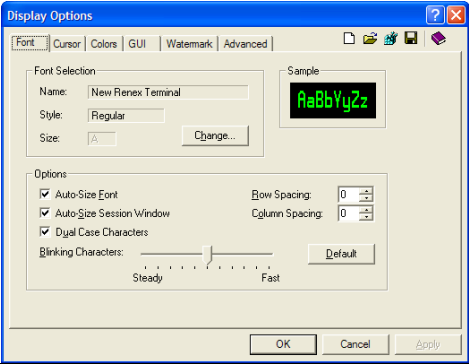
Section B
CONNECTING TO JUMPS

Setting Display Properties (PSC Users Only)

Introduction This section provides a brief overview for changing the program's display options.

Discussion The default color scheme is black & white. You can change the colors and fonts. Your personal settings can be saved and reloaded the next time you use the program.

Changing Fonts The Font Options property page of the Display Options property sheet is used to select a session display font and to configure additional font options.

Step	Action
1	<p>From the BlueZone MenuBar, select Options:Display, or click the right mouse button while holding the mouse pointer over the session window and choose Display:Options. Choose the Font tab.</p> 
2	<p>The Font Selection group is used to select a session display font. Options include:</p> <ol style="list-style-type: none">1. Name: Displays the currently selected font name.2. Style: Shows the currently selected font style.3. Size: Displays the currently selected font size or 'A' if the font has been auto-sized by BlueZone. See Font Options below for information on auto-sizing the session display font.4. Change: To change any of the features listed above, use the Change button to select a different display font name, style, and or size.

Continued on next page

**SECTION B
CONNECTING TO JUMPS**

Setting Display Properties (PSC Users Only), Continued

Changing Fonts (continued)

Step	Action
3	<p>The Options group is used to configure additional display font properties. Configuration options include:</p> <ol style="list-style-type: none">1. Auto-Size Font: (relative to size of Session Window) When checked, BlueZone will auto-size the font to the largest font possible while still displaying all the session rows and columns within the session window. How well the auto-size font feature works depends largely on the quality of the font selected.2. Auto-Size Session Window: (relative to the Font Size) If checked, and the OK or Apply button is pressed, BlueZone will auto-size the session window to the smallest window possible, while still displaying all the session rows and columns.3. Dual Case Characters: If enabled then both upper and lower case characters will be displayed in the session window. If disabled then only upper case characters will be displayed in the session window.4. Blinking Characters: Used to set the blink speed of blinking characters displayed in the host screen. When the Blinking Characters trackbar control has the keyboard input focus then the Sample group will display a sample of the currently configured blink rate.5. Row Spacing: Used to set the distance in pixels between lines of text in the session window. If Auto-Size Font is selected then this setting may effect the Font Size.6. Column Spacing: Used to set the distance in pixels between characters in the session window. If Auto-Size Font is selected then this setting may effect the Font Size.7. Default: Used to set all of the controls in Options group to their default values.
4	<p>Save your settings by selecting File:Save As from the menu bar. Select or enter a file name and press save.</p>

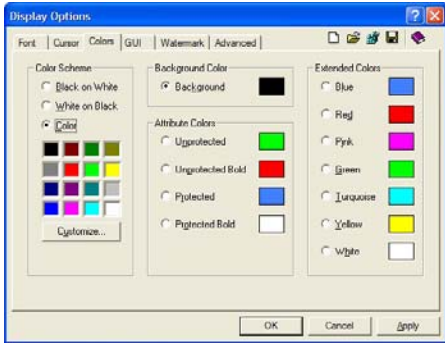
Continued on next page

Section B
CONNECTING TO JUMPS

Setting Display Properties (PSC Users Only), Continued

Changing Colors

The Colors property page of the Display Options property sheet is used to configure the Color and Font settings. Follow these steps to access the Display Options dialog.

Step	Action
1	From the BlueZone Mainframe Display MenuBar, select Options, Display, or click the right mouse button while holding the mouse pointer over the session window and choose Display Options. Choose the Colors tab.
2	<p>Select a Color Scheme:</p>  <p>The Color Scheme group is used to select a color scheme or make an individual color selection:</p> <ol style="list-style-type: none"> 1. Black on White: Use this radio button to set the session display background color to white and the foreground color to black, Attribute and Extended Colors will automatically change to black. 2. White on Black: With this radio button enabled, the session displays a background color of black and the foreground color of white, Attribute and Extended Colors will automatically change to white. 3. Color: Sets the background and foreground of the session display to use the colors as defined. To change an individual color select the item to change then select a color square or press the Customize... button. 4. Customize: The Customize button is used to change the color of the currently selected item. The colors available are dependent on the display hardware and operating system configuration of the PC.
3	Save your settings by selecting File:Save As from the menu bar. Select or enter a file name and press save.

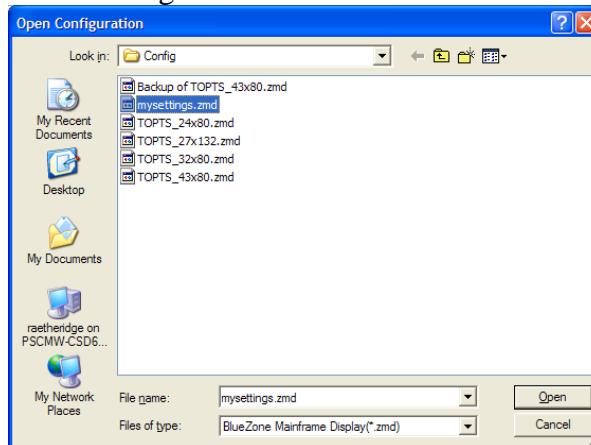
Continued on next page

SECTION B CONNECTING TO JUMPS

Setting Display Properties (PSC Users Only), Continued

Retrieving Saved Settings

Access your settings by first launching TOPTS (the default black on white configuration will always open), then selecting **File:Open** from the menu bar. Locate your saved settings file and open it. Your session will restart with your saved settings.


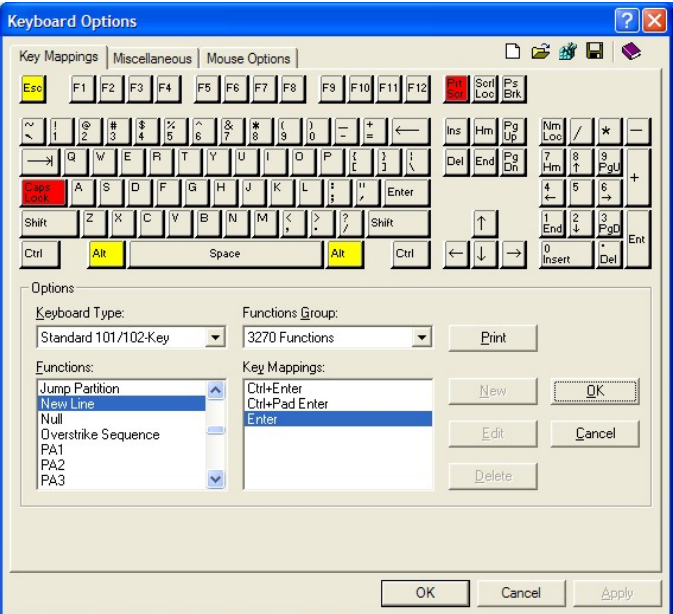


Section B
CONNECTING TO JUMPS

Keyboard Mapping (PSC Users Only)

Introduction This section provides the procedure for changing the default keyboard mapping.

Procedure BlueZone keys by default are mapped to a standard BlueZone keyboard map. If you want to change a key mapping, follow this procedure.

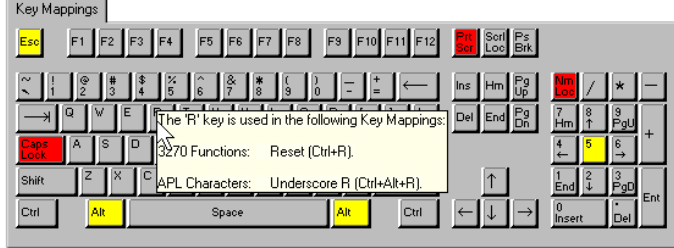
Step	Action
1	<p>From the BlueZone MenuBar select Options: Keyboard or press the Keyboard icon  found on the ToolBar. The Key Mappings property sheet will display a bitmap image of a keyboard.</p> 

Continued on next page

**SECTION B
CONNECTING TO JUMPS**

Keyboard Mapping (PSC Users Only), Continued

Procedure (continued)

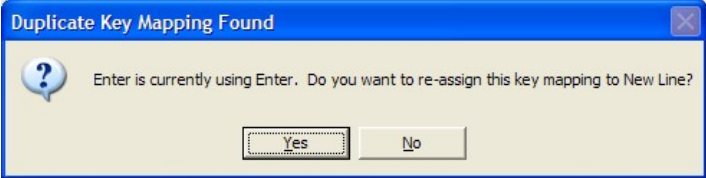
Step	Action
2	<p>Before attempting to map a key, it's a good idea to check and see what that key is currently mapped to.</p> <p>To find out, hold the mouse pointer over a particular key on the keyboard image and left click.</p> <p>For example, if you wanted to know what the R key is mapped to, place the mouse pointer over the R key and left click as shown in the following illustration.</p>  <p>BlueZone will create a pop-up window detailing all the key mappings that are associated with the R key.</p>
3	<p>To Map a Function to a New Key: Select a group from the Functions Group List Box. Select a function from the Functions List Box. Any existing key mappings for that function will appear in the Key Mappings List Box. If there are no keys currently mapped to this function, BlueZone will display: <No Keys Mapped to Function>. Click the New button. If there are existing key mappings, BlueZone will create a new blank highlight bar in the Key Mappings List Box. With your mouse pointer, go to the keyboard bitmap and click the key that you want to associate with the function that you chose in step 2. The name of the key will appear in the Key Mappings List Box. Click the OK button. The selected function will now be mapped to the new key. Any other keys that are mapped to this function will also be displayed in the Key Mappings List Box.</p>

Continued on next page

Section B CONNECTING TO JUMPS

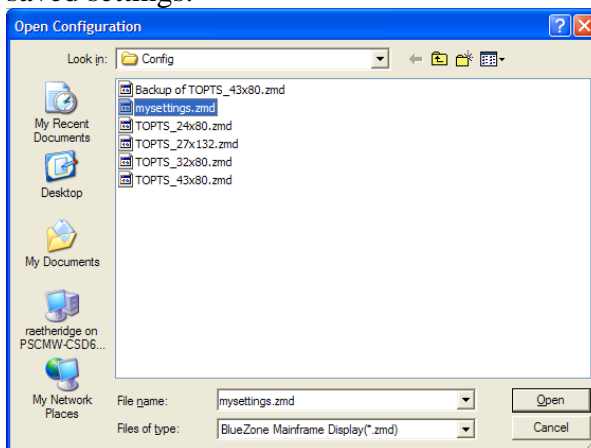
Keyboard Mapping (PSC Users Only), Continued

Procedure (continued)

Step	Action
4	You will receive a warning message, similar to the one below when re-assigning keys: 
5	Save your settings by selecting File:Save As from the menu bar. Select or enter a file name and press save.

Retrieving Saved Settings

Access your settings by first launching TOPTS (the default black on white configuration will always open), then selecting **File:Open** from the menu bar. Locate your saved settings file and open it. Your session will restart with your saved settings.



SECTION B CONNECTING TO JUMPS

Printing

Introduction


There are several ways to print and save data from the Mainframe:

Printing the Screen to a printer

Copying Text to a printer or a file

Printing multiple screens to a printer or a file

Print Screen

The BlueZone Display emulator has the ability to print the current screen. This is accomplished by choosing **File:Print Screen** from the BlueZone **MenuBar**, or by selecting the Print Screen  icon from the BlueZone **ToolBar**.

Copying Text to the Printer or File

With BlueZone, users have the ability to copy session text from the display session and send it to the printer. To highlight text in the display session for copying to the printer:

Press and hold down the left mouse button while dragging the mouse pointer over the desired text; or, use the keyboard select functions: Left, Up, Right, Down, All.

Once the desired text is selected, release the left mouse button.

From the BlueZone MenuBar, select Edit:Copy to Printer or select Edit:Copy to File.

To de-select the highlighted text without copying it press the left mouse button; or use the keyboard select function Cancel.

Continued on next page








Section B CONNECTING TO JUMPS

Printing, Continued

Print Multiple Screens

The BlueZone Display emulator also has the ability to print multiple screens. This is accomplished by choosing **File:Print Multiple Screens** from the BlueZone **MenuBar**.

The **Print Multiple Screens** dialog will display.

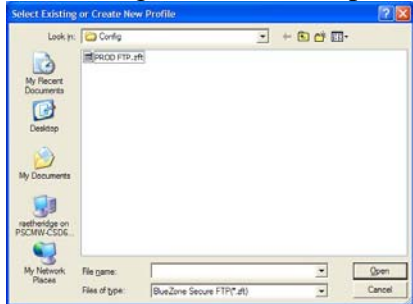
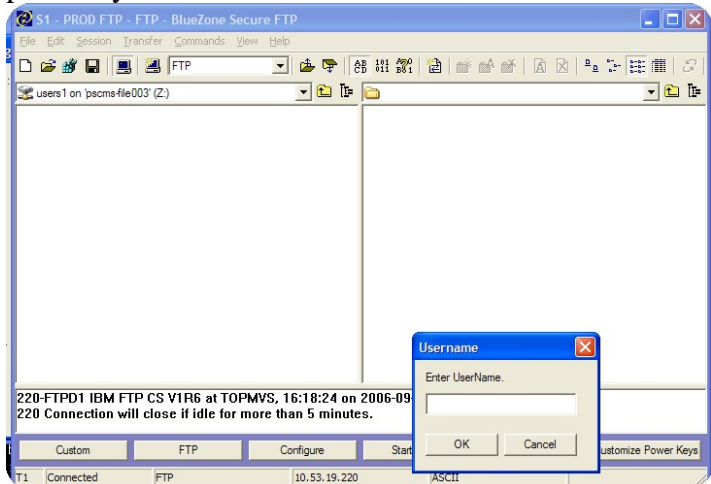
1. Move focus back to the BlueZone Display emulator, and navigate to the first screen that you wish to print.
 2. On the **Print Multiple Screens** dialog click the camera  icon. The screen capture will be added to the **Capture List**.
 3. Go back to the BlueZone Display emulator (the emulator will retain focus), and navigate to the next screen you wish to print.
 4. Click the camera  icon again. The screen image will be added to the **Capture List**.
 5. Choose whether or not you want the **Capture List** to Auto-Clear after printing by checking or un-checking the check box.
 6. After you have made all of the desired screen captures, you have several options:
 7. Send the screen capture to your printer (click the printer  icon)
 8. Send the screen capture to a text file (click the disk  icon)
 9. Send the screen capture to an email with the captured text as the message (click the email  icon)
 10. Send the screen capture to an email with the captured text as an attachment (click the email with attachment  icon)
 11. To delete a screen capture, highlight the desired screen capture from the list and click the delete  icon.
-

SECTION B
CONNECTING TO JUMPS

Secure FTP (PSC Users Only)

Introduction **BlueZone Secure FTP** (File Transfer Protocol) was designed specifically for Windows PC's to provide secure file transfers to and from virtually all FTP hosts including IBM Mainframe and iSeries FTP Hosts, as well as UNIX, Windows NT and other FTP hosts. BlueZone Secure FTP has an easy to use Windows GUI interface and comes complete with SSL (Secure Sockets Layer) encryption.

Procedure PSC users, follow these steps to use Secure FTP.

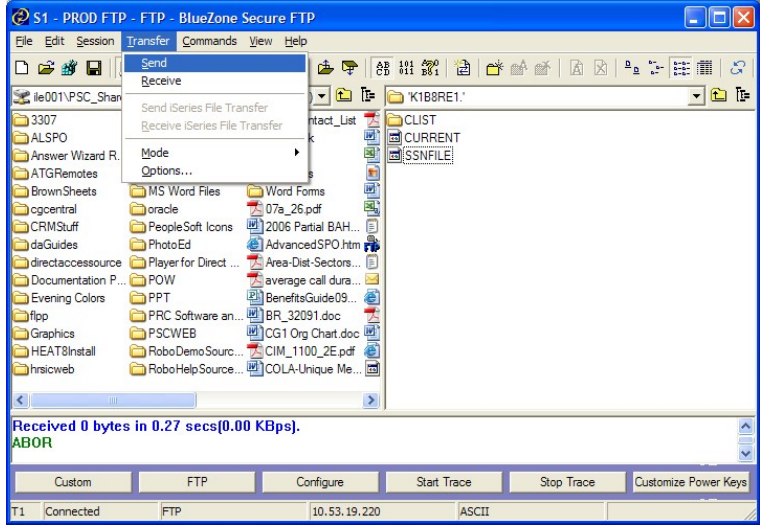
Step	Action
1	From the BlueZone menu bar select Transfer:FTP .
2	The FTP Program configuration selection will open. Double-click on a configuration file to open it. 
3	The FTP program window will open, and you will be prompted to provide your User Name and Password. 

Continued on next page

Section B CONNECTING TO JUMPS

Secure FTP (PSC Users Only), Continued

Procedure (continued)

Step	Action
4	<p>You can transfer files by dragging and dropping or marking files and selecting Transfer:Send or Receive from the program's menu.</p> 

More Information

You can learn more about BlueZone Secure FTP by accessing the program's online help.

Select **Help:BlueZone FTP Help** from the menu bar or access the online help at:

<http://www.seagullsoftware.com/products/bluezone/help/v35/bzftp/bzftp.htm>

Note: Many of the user customization features described in the Online Help, such as keyboard mapping, are only available to users at PSC.

**SECTION B
CONNECTING TO JUMPS**

Using Online Help

Introduction This quick start guide only touches on some of the features of BlueZone Emulation software. The vendor provides extensive program documentation.

Procedure You can access the online help by clicking **Help:BlueZone Help Topics** from the menu bar or by accessing the online help directly at:
<http://www.seagullsoftware.com/products/bluezone/help/v35/bz/bluezone.htm>

**Section C
ONLINE MENUS**

Section Overview

Introduction This section gives information and procedures for navigating online menus.

In this chapter This chapter covers the following topics:

Topic	See Page
Procedures for Navigating Online Menus	1-C-2

**Section C
ONLINE MENUS**

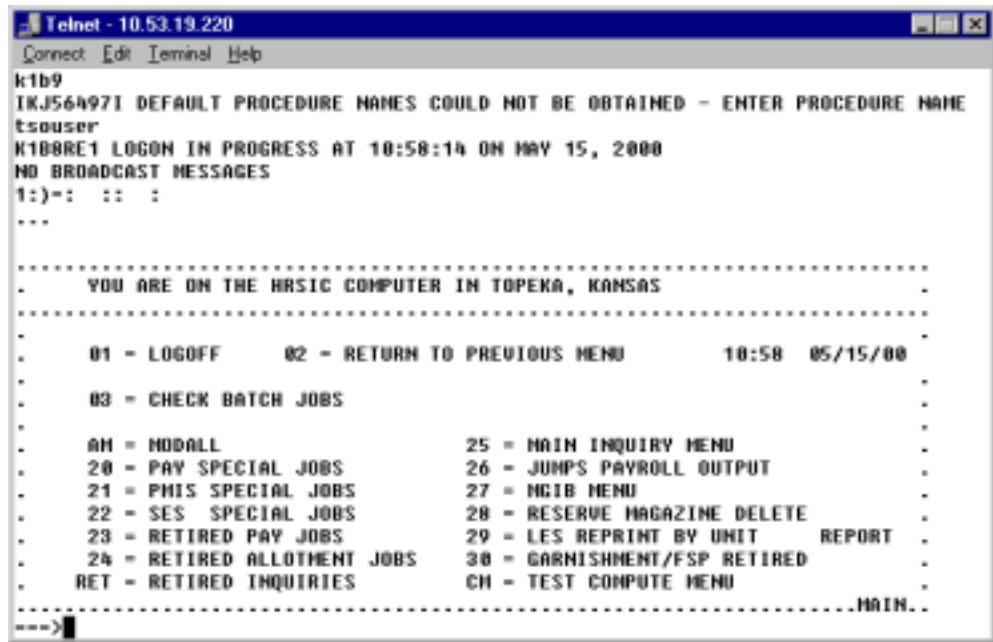
Procedures for Navigating Online Menus

**How to
Navigate in
PMIS/JUMPS**

PMIS/JUMPS provides online menus to access various utilities. At the prompt, type in the desired code from the menu and press enter to execute.

**The Pay Query
Menu**

The first menu to appear for HRSIC users is illustrated below.



**Pay Query
Menu
Description**

The specific function of each option in this menu is described below.

Command	Function	User
01	Logoff Query	All users
02	Used to get to the “Ready” mode for system programming and downloading reports.	Select HRSIC users
03	Provides the status of a print job request	All users
AM	Modify All Pay Segments (MODALL) is the acronym used to describe direct modifications to data in PMIS/JUMPS	HRSIC (MAS)

Continued on next page

**Section C
ONLINE MENUS**

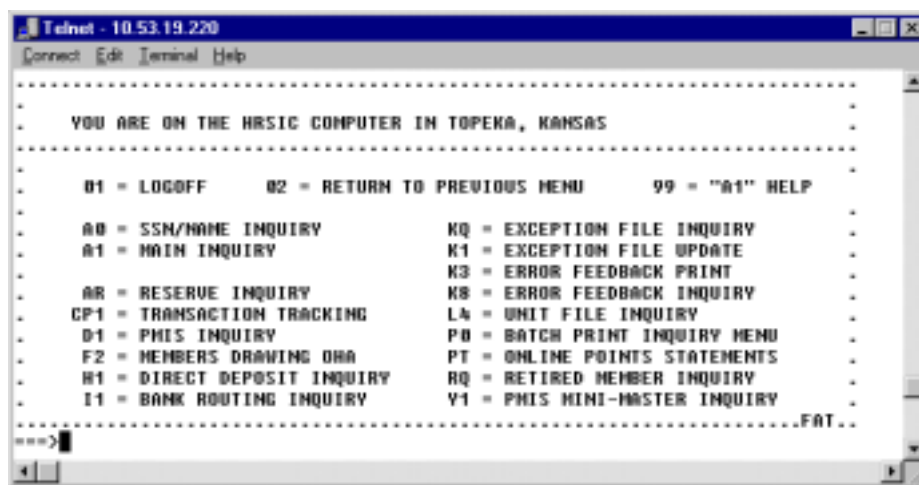
Procedures for Navigating Online Menus, Continued

Pay Query Menu Description (continued)

Command	Function	User
20	Perform direct deposit inquiries, create DUMLM @ DUDDNPAM messages, edit LES remarks, and edit payroll and garnishments.	HRSIC (MAS)
21	Run out-of-balance reports, batch exception punch, update the unit file.	HRSIC (MAS)
23	Used to submit various retired pay jobs	HRSIC (RAS)
24	Used to submit various retired allotment and EFT jobs.	HRSIC (RAS)
25	See Main Menu below.	All users
26	Perform similar jobs as 20 above .	HRSIC (MAS)
27	Prepare payroll tape to VA from MGIB allotments	HRSIC (MAS)
28	Used to remove members from the magazine mailing list	HRSIC (MAS)
29	Used to reprint non-receipts of Leave and Earning Statements	HRSIC (MAS)

**The TOPTS
Main Menu**

The Main Menu for HRSIC users is illustrated below



**Section C
ONLINE MENUS**

Procedures for Navigating Online Menus, Continued

**Main Menu
Description**

The specific function of each utility in the Main Menu is defined below:

Command	Function
01	Logoff Query.
02	Go back to previous menu.
99	Main inquiry (A1) help.
A0	Query by Name or SSN to display Name, Rank, SSN, Status (Active/Reserve), Permanent Unit/PERSRU.
A1	Query by SSN to display and navigate through various utilities including the PMIS database, recents, pay segments, and Leave and Earnings Statement. See Section D for more information.
AH	Displays historical pay segments.
AR	Displays reserve participation by duty type during the current and prior fiscal, calendar or anniversary years.
CP1	Displays transmittals received and to be processed during the next update run.
D1	Displays 13 pages of personnel information.
F2	Displays members drawing overseas housing allowance by location code, PERSRU, permanent unit, or last name.
H1	Displays members <u>not</u> on direct deposit by permanent or reporting unit.
I1	Displays financial institution information by routing number or organizational name.
KQ	Lists transactions that did not successfully process through PMIS/JUMPS edits.
K1	Used by HRSIC (MAS) to input exception report data, assign errors, and provide comments on the PERSRU Feedback Report.
K3	Prints Error Feedback Reports
K8	Displays the current exception report by district/reporting unit (DD-RU).
L4	Displays the unit mailing address, email center, phone & fax number, address, and the Mean Housing Allowance (MHA) and CONUS COLA zip code. Searches can be performed by unit name or by OPFAC numbers.

Continued on next page

**Section C
ONLINE MENUS**

Procedures for Navigating Online Menus, Continued

Main Menu Description (continued)

Command	Function
P0	Print member inquiries, feedback reports, and mailing labels and run mini-computes. (HRSIC use only)
PT	Print reserve point statements by SSN (HRSIC use only).
RQ (RET in TOPTS)	Display current year retirees, compute high 36, and retrieve individual allotment information or allotments by blanket, bond, and VA purpose codes (HRSIC (RAS) use only).
Y1	Search the database for members by SSN, OPFAC's, or name and display personal information. Perform personnel counts by unit.

**HRSIC
Applications
Menu**

The HRSIC Applications Menu is illustrated below. These applications are only available to the HRSIC staff.

1	Pay Query- Local Pay Query Menu Duplicate TCC
2	MPD-Tracking - MPD Tracking
3	Modall Tracking - Modall Change Tracking
4	Compt Negotiable - Query Comptroller's Negotiable Inst.
99	Exit From Menu

**Applications
Menu
Description**

The specific function of each item is described below.

Command	Function
1	Returns the user back to Pay Query (A1).
2	Primarily used by HRSIC (MAS & SES) to input and track account discrepancies.
3	Primarily used by HRSIC (MAS) to report online direct modifications to PMIS/JUMPS.
4	This option is used by HRSIC (DC). Menu options include: Pay Adjustment Authorizations, Waivers, Bond Returns, Check for Bond Errors, Send Payments to the Treasury, Query Treasury Files, Comptroller Tracking Menu, and Query MPD Tracking.
99	Return to previous menu.

Section D
THE MAIN INQUIRY OPTION

Section Overview

Introduction This section gives information and procedures for navigating in the Main Inquiry Option.

In this chapter This chapter covers the following topics:

Topic	See Page
Main Inquiry Features	1-D-2
Beginning a Session in the Main Inquiry	1-D-4

Section D
THE MAIN INQUIRY OPTION

Main Inquiry Features

General Features

The main inquiry is the sole menu option for accessing transaction records and member pay files in JUMPS. Once in the main inquiry, users can enter a member's SSN and quickly path from fixed data pages to pay segments, Leave & Earning Statements, recents, exception files, and personnel pages.

Pay Files

Pay files consist of 3 pages of fixed data followed by a series of pay segments.

Fixed Data Pages

A following table gives a description of fixed data pages.

Fixed Data Pages									
Page 1	Contains general information about a member								
Page 2	Contains segment flags that indicate the following. <table border="1" style="margin-left: auto; margin-right: auto;"><thead><tr><th style="text-align: center;">Flag</th><th style="text-align: center;">Indicates...</th></tr></thead><tbody><tr><td style="text-align: center;">1</td><td>Active segments</td></tr><tr><td style="text-align: center;">0</td><td>Inactive segments that are on file or purged</td></tr><tr><td style="text-align: center;">Blank</td><td>No segments of this type ever existed.</td></tr></tbody></table>	Flag	Indicates...	1	Active segments	0	Inactive segments that are on file or purged	Blank	No segments of this type ever existed.
Flag	Indicates...								
1	Active segments								
0	Inactive segments that are on file or purged								
Blank	No segments of this type ever existed.								
Page 3	Contains information about reservists								

Pay Segments

Pay segments are blocks of data used to store information relating to an entitlement, allotment, or deduction.

There are over 75 different segments outlined in Chapter 5. The types and amount of segments applicable to a member varies by duty station, status, and by member's preferences regarding pay. To get a complete listing of segments applicable to a member, go to page 2 of fixed data or enter "TPSEG" on the command line in the main inquiry option.

All segments have 7 fields referred to as AUTHORITY. These fields identify whether the segment was initiated by an input transaction, a MODALL, or system generated change.

The definitions of data elements that are common to all segments are listed in [Chapter 5](#).

Section D
THE MAIN INQUIRY OPTION

Main Inquiry Features, Continued

**Leave &
Earning
Statements**

Leave & Earnings Statements from August 1997 to present are available on each member in Main Inquiry. Type "LES" on the command line in the main inquiry option to access LESs.

Recents

Recents is a chronological record of PMIS/JUMPS transactions submitted on each member. The program is capable of showing transactions dating back to January 1990 provided the number of entries does not exceed 999 transactions. PMIS/JUMPS transactions are first listed showing one transaction per line followed by an expanded view of each transaction.

Exception File

Transactions that did not process successfully through PMIS/JUMPS edits are held in the exception file and then posted to recents after they are reviewed by HRSIC (mas).

**PMIS
Database
Pages**

The personnel side (PMIS) consists of 13 pages of biographical information. The data chronologically documents each member's career and provides a basis for payment of certain entitlements. It also provides information for personnel management and information to other systems such as DEERS and the Personnel Decision System (PDS).

Section D
THE MAIN INQUIRY OPTION

Beginning a Session in the Main Inquiry

Selecting the Main Inquiry Option

From the Main Menu, type “A1” and press the enter key to access the main inquiry program.

Main Inquiry Commands

Main Inquiry commands are used to navigate and access data. Commands are executed by typing the command at the bottom of the screen and pressing the enter key.

Command	Action								
SSN	The SSN command followed by the member's SSN (SSN 123456789) enables the user to access a member's JUMPS file in the main inquiry. Page 1 of fixed data is always displayed when a SSN is entered.								
SEG ##	<p>The SEG command enables the user to call up various pay segments on a member. A listing of the pay segments can be found in Chapter 5.</p> <p>Segment Display Options Several options to assist in researching pay segments are listed in the following table. The defaults are “ALLSEG” and “DATE 999999”.</p> <table border="1" style="margin-left: auto; margin-right: auto;"> <tbody> <tr> <td>ALLSEG</td> <td>• To view both swapped and unswapped segments.</td> </tr> <tr> <td>CURSEG</td> <td>• To view current (unswapped) segments only.</td> </tr> <tr> <td>DATE YYYYMMDD</td> <td>• To view segments with start date YYYYMMDD and older.</td> </tr> <tr> <td>WHICH</td> <td>• Displays which of the above are in use.</td> </tr> </tbody> </table> <p>Note: A swapped segment is a segment that has an ending date prior to a starting date which renders it invalid</p>	ALLSEG	• To view both swapped and unswapped segments.	CURSEG	• To view current (unswapped) segments only.	DATE YYYYMMDD	• To view segments with start date YYYYMMDD and older.	WHICH	• Displays which of the above are in use.
ALLSEG	• To view both swapped and unswapped segments.								
CURSEG	• To view current (unswapped) segments only.								
DATE YYYYMMDD	• To view segments with start date YYYYMMDD and older.								
WHICH	• Displays which of the above are in use.								
PAGE #	PAGE 1, PAGE 2, or PAGE 3 displays the selected fixed data page. Pressing enter will scroll the user through the remaining 2 pages.								
REC	Calls the Recents Inquiry. Same as selecting “GI” from the Main Menu.								

Continued on next page

Section D
THE MAIN INQUIRY OPTION

Beginning a Session in the Main Inquiry, Continued

Main Inquiry Commands (continued)

Command	Action
EXC	Shows transactions that did not successfully process into PMIS/JUMPS. Same as selecting "KQ" from the Main Menu.
PER	Calls up Personnel Inquiry. Same as selecting "D1" from the Main Menu
LES	Displays the Leave and Earnings Statements for the selected member.
HIST	Calls the History Inquiry
WHICH	Displays which commands you have used (ALSEG/CURSEG/DATE).
TPSEG	Displays a listing of pay segments for the selected member.
END	Terminates the current utility (PER, REC, etc.). It will also return the user to the Main Menu if entered while in fixed data pages or segments.

SSN & Segment Options There are various methods for calling up member files and displaying segments as described in the table below.

Type	Then Press	Response
SSN 123456789	Enter	Page 1 (fixed data) is displayed
	Enter	Page 2 (fixed data) is displayed
	Enter	Page 3 (fixed data) is displayed
SSN 123456789	Enter	Page 1 (fixed data) is displayed
Seg 57	Enter	Segment 57 is displayed
Seg 01 72	Enter	Segment 01 is displayed
	Enter	Segment 72 is displayed
SSN 123456789 57 62	Enter	Page 1 (fixed data) is displayed
	Enter	Segment 57 is displayed
	Enter	Segment 62 is displayed
	Enter	Page 2 (fixed data) is displayed
	Enter	Page 3 (fixed data) is displayed

Continued on next page

Section D
THE MAIN INQUIRY OPTION

Beginning a Session in the Main Inquiry, Continued

**Main Inquiry
Tips**

Here are some command line tips to use in the Main Inquiry option:

- Commands can not be entered when the screen reads “*****”. Press enter to get to the next screen.
 - When the screen reads, “Please enter action required”, a command must be entered.
 - The following commands can be entered anytime: ALLSEG, CURSEG, DATE YYYYMMDD, WHICH, HIST and END.
 - The following commands can only be entered after a SSN has been entered: PAGE #, HIST, REC, EXC, PER, LES, and TPSEG.
 - If a SSN is not found it means the member never existed or separated from active duty prior to 1979.
-

Code F

Code F can be used to quickly toggle between separate files in PMIS/JUMPS in SWIII. For example, the command PER(CODE-F)5 in main inquiry will bring up page 5 of personnel.

Section E
COMPUTE AND UPDATE PROCESSES

Section Overview

Introduction This section describes PMIS/JUMPS processing cycles.

In this section

Topic	See Page
Automatic Update	1-E-2
Compute	1-E-3
Mid-Month Compute	1-E-4
End of Month Compute	1-E-5
Collection Of Indebtedness Due To Overpayment	1-E-7
Miscellaneous Debit	1-E-8
Non-Compute	1-E-9
Update	1-E-10

Section E
COMPUTE AND UPDATE PROCESSES

Automatic Update

Introduction This section describes the automatic update process.

Process The month before a member is due a longevity for Basic Pay, Clothing Allowance or Aviation Career Incentive Pay, the system stops the old segment and starts another at the new rate. This process is defined as "Automatic Update".

Example segment In the example, notice that Start and Stop Codes have been set to indicate a continuing entitlement. These codes allow a retroactive transaction to trace back to the old segment.

New segment:

```
SEG          HIST          COMPUTE          OBJECT          AMOUNT
01          9999              3              1105              $948.90
          EFFDTE    TIME    DTPROC    SLC    PAT    DTPREP    DIST    RU    FORM    ENT    ACTION
START  930101    9999    921222    1    LPC    921222    00    00
STOP   999999    9999    999999    0
DUTY STOP DT    DUTY TYPE    MODE CODE1    MODE CODE2    TCSTORDER    DUTY SITE
          *****
<-----DAFIS ACCOUNTING STRING-----> <-----PURPOSE OF DUTY----->
```

Old segment:

```
SEG          HIST          COMPUTE          OBJECT          AMOUNT
01          9301              4              1105              $915.00
          EFFDTE    TIME    DTPROC    SLC    PAT    DTPREP    DIST    RU    FORM    ENT    ACTION
START  920720    9999    920805    1    273    920803    13    01    67    P555
STOP   921231    9999    921222    1    LPC    921222    00    00
DUTY STOP DT    DUTY TYPE    MODE CODE1    MODE CODE2    TCSTORDER    DUTY SITE
          *****
<-----DAFIS ACCOUNTING STRING-----> <-----PURPOSE OF DUTY----->
```

Career Sea Pay Career Sea Pay longevity is handled differently in that it is not posted until the end of the month it is due.

Section E
COMPUTE AND UPDATE PROCESSES

Compute

Introduction This section defines the term "Compute". Mid-Month and End of Month compute processes are described in the following sections.

Definition Compute is the set of programs, which, twice a month, read the data on the file, calculate pay, and update selected fields. Once a month, Compute generates a Leave and Earnings Statement (LES) for the member.

Section E
COMPUTE AND UPDATE PROCESSES

Mid-Month Compute

Introduction This section describes the mid-month compute process.

Process Mid-Month COMPUTE calculates pay for the first 15 days of the month, updates segment 72, and posts a mid-month LES to the inquiry file. The actual amount paid is posted to segment 72, and the projected amounts are updated, if necessary.

Segment 72 example This is an example of segment 72 following mid-month compute:

```
SSN 123456789 K1B8RE1 05/05/2000 14:04:20.68 ... PAY MASTER FILE ...
SEG          HIST          COMPUTE          OBJECT
72           9999999          3
          EFFDTE  TIME  DTPROC  SLC  PAT  DTPREP  DIST  RU  FORM  ENT  ACTION
START 20000501 9999 20000420 0  COM 20000420
STOP  20000531 9999 20000420 0  COM 20000420
SCHED-DT      PROJ-AMT      ACT-AMT      CANC      GROSS-ENT-AMT      NON-TAX-DED
20000515      $1416.64      $1416.64      0          $1952.90          $68.66
SCHED-DT      PROJ-AMT      ACT-AMT      CANC      GROSS-ENT-AMT      NON-TAX-DED
20000530      $1425.17          $0.00          0          $1961.44          $68.66
STATUS      TOT-LIAB      TOT-BAL      PREV-MTH-BAL      PREV-MTH-PAY
GD          $0.00          $0.00          $0.00          $2832.29
PROJ-FED-TAX-WAGES  PROJ-FED-TAX  PROJ-NRALN-IN-WAGES  PROJ-EARN-INC-PAY
$2946.30      $151.32          $0.00          $0.00
PROJ-FICA-WAGES  PROJ-FICA-TAX  PROJ-NRALN-OUT-WAGES  PROJ-COMBAT-WAGES
$2946.30      $225.39          $0.00          $0.00
PROJ-STATE-WAGES  PROJ-STATE-TAX
$0.00          $0.00
```

Section E
COMPUTE AND UPDATE PROCESSES

End of Month Compute

Introduction This section describes the end of month compute process.

Process End of Month (EOM) COMPUTE calculates pay for the entire month, then deducts the mid-month payment and pays the balance, updates the file as needed, and generates the LES. The actual amount is posted to segment 72, and the segment is closed. A new segment 72 is then opened with the projected amounts for the next month.

Segment 72 example This is an example of segment 72 following end of month compute:

SEG	HIST	COMPUTE	OBJECT				
72	999999						
	EFFDTE	TIME	DTPROC	SLC	PAT	DTPREP	DIST RU FORM ENT ACTION
START	20000501	9999	20000420	0	COM	20000420	
STOP	20000531	9999	20000420	0	COM	20000420	
SCHED-DT	PROJ-AMT	ACT-AMT	CANC	GROSS-ENT-AMT	NON-TAX-DED		
20000515	\$1416.64	\$1416.64	0	\$1952.90	\$68.66		
SCHED-DT	PROJ-AMT	ACT-AMT	CANC	GROSS-ENT-AMT	NON-TAX-DED		
20000530	\$1425.17	\$1425.17	0	\$1961.44	\$68.66		
STATUS	TOT-LIAB	TOT-BAL	PREV-MTH-BAL	PREV-MTH-PAY			
GD	\$0.00	\$0.00	\$0.00	\$2832.29			
PROJ-FED-TAX-WAGES	PROJ-FED-TAX	PROJ-NRNLN-IN-WAGES	PROJ-EARN-INC-PAY				
\$2946.30	\$151.32	\$0.00	\$0.00				
PROJ-FICA-WAGES	PROJ-FICA-TAX	PROJ-NRNLN-OUT-WAGES	PROJ-COMBAT-WAGES				
\$2946.30	\$225.39	\$0.00	\$0.00				
PROJ-STATE-WAGES	PROJ-STATE-TAX						
\$0.00	\$0.00						

Compute flag in new segments In new open segments, COMPUTE will set the Compute Flag to a "3", indicating that the entitlement/deduction has been made. (One exception to this rule is that segment 52 will show a blank while open.)

SEG	HIST	COMPUTE	OBJECT	AMOUNT				
25	999999	3	11551	\$8.54				
	EFFDTE	TIME	DTPROC	SLC	PAT	DTPREP	DIST RU FORM ENT ACTION	
START	20000101	0001	19991216	1	LPC	19991216	00 00	
STOP	99999999	9999	99999999	0				

Compute flag in closed segments In newly closed segments, COMPUTE will post the compute date to the History Indicator and a "4" to the Compute Flag, indicating the segment is no longer active.

Continued on next page

Section E
COMPUTE AND UPDATE PROCESSES

End of Month Compute, Continued

**Fixed data
page 2**

On fixed data page 2 the Entitlement/Deduction Flag will be set to "0", for the segments that have been closed, if there is not another active segment. The compute date is posted to the LATEST COMPUTE CYCLE DATE, and the Pay Change Flag (P-CH), on fixed data page 1, is reset to "0".

```
SSN 123456789 K1BXXXX 04/13/2000 14:30:16.27 ... PAY MASTER FILE ...
01 BASIC PAY.....1 21 FSH..... 41 ADV BAQ/OHA.....
02 25 % INCREASE..... 22 FSA-II.....0 42 SEP/SRB.....0
03 MISC CREDIT.....0 23 PERSONAL MONEY.... 43 LUMP SUM CREDIT....0
04 MISC DEBIT.....0 24 OFFICER BAS..... 44 LUMP SUM DEBIT....0
05 HOSTILE FIRE..... 25 REGULAR BAS.....1 45 SPECIAL PAYMENT....0
06 SDAP..... 26 SEPRATS I.....0 46 OHA.....
07 CAREER SEA PAY....0 27 SPECIAL BAS.....0 47 OPEN END CREDIT....
08 FOREIGN DUTY..... 28 SEPRATS II.....0 48 OPEN END DEBIT....
09 RESPONSIBILITY... 29 COLA..... 49 FLIGHT DECK PAY...
10 DIVING PAY..... 30 NEW ENLIST BONUS.. 50 DEDUCT FINES.....
11 ACIP..... 31 CONUS COLA.....1 51 DEDUCT FORFEITURE..
12 CREW FLIGHT PAY... 32 SGLI DEDUCTION....1 61 DEDUCT DENTAL.....1
13 NON-CREW FLIGHT... 33 PARACHUTE PAY....
14 SUBMARINE PAY.... 34 BAH WITH DEP.....1
15 DEMOLITION PAY... 35 BAH WITHOUT DEP...
16 GOVERNMENT QTRS...0 36 UNUSED RTB FLAG.....
17 BAH II WITH DEP...0 37 PREMIUM SEA PAY... POINTS CHANGE.....0
18 BAH II W/O DEP.... 38 DEBT LIQUIDATION..0 REMISSION WAIVER.....:
19 BAH PARTIAL/DIFF.. 39 ADV PAY/ALLOW.... RETENTION CODE.....0
20 CMA/OUA.....1 40 ADVANCE PAY.....1 SOI FLAG.....0
YOU ARE IN THE PAY MASTER FILE. PLEASE ENTER A COMMAND.
```

Section E
COMPUTE AND UPDATE PROCESSES

Collection of Indebtedness Due To Overpayment

Introduction This section describes overpayment debt collection processing.

Process When computing the member's pay, the system maintains a separate total for retroactive credits and debits. If this figure accrues an overpayment the system will set up a repayment schedule as described in the following table.

If overpayment of	then system will set up repayment
\$150.00 to \$750.00	at a rate not to exceed \$150.00 starting the next month
greater than \$750.00	in five equal monthly installments. The first deduction will not begin until at least 30 days after written notice of the debt is mailed to the member's commanding officer.

Example segment 38 This is an example of segment 38 set up by the system that collected an overpayment.

SEG	HIST	COMPUTE	OBJECT	AMOUNT	VDC	TYPE-38					
38	199808	4	D0454	\$24.40	03	0					
	EFFDTE	TIME	DTPROC	SLC	PAT	DTPREP	DIST	RU	FORM	ENT	ACTION
START	19980801	9999	19980819	0	498	19980812	27	40	6K		
STOP	19980820	9999	19980820	0	COM	19980820					
INSTALLMENT	BALANCE	SUSPEND	COLL	RESTART	COLL	NBR	INSTAL	COLL	FLAG		
	\$24.40	\$0.00	99999999	99999999			LS				
APR %	DAILY INT RATE	TOT INT	ACCRUED	TOT INT	COL	INT	COMP	DT			
0.0 %	0.000000		\$0.00		\$0.00		99999999				
		MONTH 0	MONTH -1	MONTH -2	MONTH -3						
PRIOR COLLECTION		\$24.40	\$0.00	\$0.00	\$0.00	\$0.00					
PRIOR INT ACCRUED		\$0.00	\$0.00	\$0.00	\$0.00	\$0.00					
PRIOR INT COLLECTED		\$0.00	\$0.00	\$0.00	\$0.00	\$0.00					

Section E
COMPUTE AND UPDATE PROCESSES

Miscellaneous Debit

Introduction This section describes the process used by PMIS/JUMPS for collecting a debt caused by closing a segment during the retro processing period.

Process When an entitlement is stopped in the retro period the system uses segment 04 to show the amount to be collected.

Example segment 04 This is an example of segment 04 built by the system to debit a member's account.

- The Start and Stop Date/Time shows the period of overpayment
- The amount is the daily or monthly rate, not the amount of overpayment.
- The Object Code and Source segment fields indicate which entitlement is overpaid.

```
SEG      HIST      COMPUTE      OBJECT      AMOUNT
04              4              1105      $913.20
          EFFDTE    TIME    DTPROC    SLC    PAT    DTPREP    DIST    RU    FORM    ENT    ACTION
START    930227      9999    930420    0      COM    930420
STOP     930331      9999    930420    0      COM    930420
TAX
3              SOURCE      FY-CHG      PROC-FROM
          01              3              9999
DUTY STOP DT      DUTY TYPE      MODE CODE1      MODE CODE2

DAFIS ACCOUNTING STRING
```

Section E
COMPUTE AND UPDATE PROCESSES

Non-Compute

Introduction This section describes the process used when the system cannot compute an account.

Process Occasionally an account may not meet conditions necessary to compute pay. When this occurs the system will usually pay the member projected pay until the problem is corrected.

Compute will update the actual amount in segment 72 and generate an LES message indicating the member was paid projected pay. Page 1 and other segments will not be updated at this time.

When the account is correct, pay is calculated for each month of non-compute and the resulting overpayment or underpayment is carried forward.

Section E
COMPUTE AND UPDATE PROCESSES

Update

Introduction This section defines the term "Update".

Definition Update is a set of programs, which enter data into the automated file from PMIS transactions.

Chapter 2
COMMONLY USED CODES IN PMIS/JUMPS

Chapter Overview

Introduction The objective of this chapter is to give a listing of applicable codes used as they pertain to particular events or transactions.

In this chapter The following topics will be discussed in this chapter:

Section	Event	See Page
A	Vacant	N/A
B	Mode/Program Codes	2-B-1
C	Retirement Codes	2-C-1
D	Object Codes	2-D-1
E	Pay Status Codes	2-E-1
F	Member Type Codes	2-F-1
G	Vacant	N/A
H	Vacant	N/A

Section B
MODE/PROGRAM/DUTY CODES

Section Overview

Introduction This section provides Reserve Inactive Duty Training (IDT) purpose, program and mode codes and Reserve Active Duty duty-type and pay & allowance codes in table format.

In this Section The following topics are listed in this section:

Topic	See Page
Reserve Inactive Duty Training Purpose Codes (22 July 2002)	2-B-2
Reserve Inactive Duty Training Program Codes (1 October 1985)	2-B-3
Reserve Inactive Duty Training Mode Codes (Prior to October 1985)	2-B-5
Reserve Active Duty – Duty Type and Pay & Allowance Codes	2-B-5

Section B
MODE/PROGRAM/DUTY CODES

Mode/Program/Duty Codes

**Reserve
Inactive Duty
Training
Program Codes
(July 2002)**

The following codes are used with Reserve Inactive Duty Drill (R985) transactions generated by Direct Access. These codes became effective with Direct Access software release 6 on 24 July 2002 ([E-Mail ALPERSRU V/02](#)).

IDT Drill Purpose Codes		
Contingency = Planning/Preparedness		
CODE	LONGNAME	SHORTNAME
BA	Boating Safety Activity	BoatSafety
BC	Boating Safety Contingency	BoatContin
DC	Defense Contingency	Def Contin
DO	Defense Operation	DefenseOps
GL	Great Lakes - Summer Stock	SummerStoc
IO	Ice Operation	Ice Ops
LC	Law Enforcement Contingency	LE Conting
LE	Law Enforcement	LE Ops
MC	Environmental Contingency	MEP Contin
ME	Environmental Protection	MEP Ops
AB	Public & International Affairs	Pub Affair
AC	Contingency Preparedness	ContinPrep
AD	Research & Development	R & D
AE	Engineering & Logistics	Eng & Log
AF	Financial Mgmt Supply & Inv	F&S, Inven
AG	Operational Intelligence	Op Intel
AH	Civil Rights - General	Civ Rights
AI	Security, CMC, Publications	Security
AK	Health Services	Health Svc
AL	Legal - General	Legal Gen
AN	Short Rnge Aids to Navigation	ATON Ops
AP	Personnel Support	Personnel
AQ	Acquisition - General	Acquisitio
AS	Safety & Occupational Health	SafOccHlth
AT	Structured Training - General	Trng Gen
AW	Command, Control & Comms	C3

Continued on next page

Section B
MODE/PROGRAM/DUTY CODES

Mode/Program/Duty Codes, Continued

Reserve Inactive Duty Training Program Codes (July 2002)
(continued)

IDT Drill Purpose Codes		
Contingency = Planning/Preparedness		
MI	Merchant Vessel Insptn & Doc	VslInspDoc
NC	Aids to Nav Contingency	ATONContin
NR	Radio Navigation	Radio Nav
OC	Olympic Games Support	Olympics
PC	Port Safety & Sec Contingency	PS Conting
PS	Port Safety & Security	PS Ops
SC	Search & Rescue Contingency	SAR Contig
SP	Space Program Support	Space Pgm
SR	Search & Rescue	SAR Ops
VT	Vessel Traffic Services	VTS

**Reserve
Inactive Duty
Training
Program Codes
(1 October
1985)**

The following Reserve Inactive Duty Training program designator codes were implemented on 1 October 1995 and remained in use until 23 July 2002.

PROGRAM DESIGNATOR CODES (EFFECTIVE 1 OCTOBER 1995)			
Operational Program Codes		Support Program Codes	
Code	Meaning	Code	Meaning
BA	Boating Safety Activities	AQ	Acquisition - General
DO	Defense Operations	AB	Public and International Affairs
IO	Ice Operations	AC	Contingency Preparedness
LE	Law Enforcement	AE	Engineering and Logistics
ME	Environmental Protection	AF	Financial Management, Supply & Inventory
MI	Merchant Vessel	AI	Security, CMC, Publications
MP	Marine Licensing, Personnel & Casualty Investigations	AK	Health Services – General
AN	Short Range Aids to Navigation	AG	Operational Intelligence
NR	Radio Navigation	AS	Safety & Occupational Health
PS	Port Safety and Security	AT	Structured Training - General

Continued on next page

Section B
MODE/PROGRAM/DUTY CODES

Mode/Program/Duty Codes, Continued

Reserve Inactive Duty Training Program Codes (1 October 1985) (continued)

PROGRAM DESIGNATOR CODES (EFFECTIVE 1 OCTOBER 1995)			
Operational Program Codes		Support Program Codes	
Code	Meaning	Code	Meaning
SR	Search and Rescue	AW	Command, Control & Communications/OPCEN Watches

PROGRAM DESIGNATOR CODES (EFFECTIVE 1 OCTOBER 1995)			
CONTINGENCY & SURGE OPERATIONS CODES (EFFECTIVE 1 OCTOBER 1995)			
Program Descriptions		Program Descriptions	
Code	Meaning	Code	Meaning
BC	Boating Safety Contingency	PC	Port Safety/Security Contingency
DC	Defense Contingency	SC	Search and Rescue Contingency
LC	Law Enforcement Contingency	GL	Summer Stock – Great Lakes
MC	Environmental Contingency	SP	Space Program Support
NC	Aids to Navigation Contingency	OC	1996 Olympics Support

Reserve Inactive Duty Training Mode Codes The following Reserve Inactive Duty Training Mode/Program codes were in use until 30 September 1995.

MODE CODES (PRIOR TO 1 OCTOBER 1995)	
Code	Meaning
AA	Aviation
EE	Readiness Exercises
LL	Marine Law Enforcement
MM	Marine Safety
NN	Aids to Navigation (ATON)
PP	Port Security (PS)
RR	Recruiting
SS	Search and Rescue (SAR)
TT	Structured Training
UU	Unit Administration
ZZ	MDZ/Readiness Planning
OO	Other Augmentation

Continued on next page

Section B
MODE/PROGRAM/DUTY CODES

Mode/Program/Duty Codes, Continued

Reserve Duty Type and Meal Codes The following duty and meal type codes were implemented on 1 October 1995 and are used on R985 transactions.

Duty Type & Meal Codes (Effective 1 October 1995) used with R985					
Duty Type Codes				Meal Codes	
A	RMP/Appropriate Duty	M	Multiple Drill	A	Breakfast Only
D	Multiple Drill W/O Pay	N	Appropriate Duty W/O Pay	B	Lunch Only
E	Single Drill W/O Pay	P	Unexcused Absence for Regular Drills	C	Supper Only
F	Single Drill with pay and Single Drill W/O Pay	Q	Unexcused Absence for Multiple Drill	D	Breakfast & Lunch
G	Funeral Duty Only	S	Regular Single Drill	E	Lunch & Supper
H	Funeral Duty and Regular Drill	T	Excused Absence - Training	F	Breakfast, Lunch & Supper
J	Funeral Duty and Regular Drill Without Pay	X	Excused Absence - Other	N	Not Entitled to Meals (SEPRATS)

Reserve Active Duty Type and Pay & Allowance Codes The following codes are used on R990 transactions (short-term reserve active duty) to designate the type of duty and indicate pay and allowance entitlements.

Duty Type/Pay & Allowances Codes used with R990			
Code	Meaning	Code	Meaning
1P	ADT-AT with pay only	4Y	ADSW-AC with pay and allowances
2P	IADT with pay only	6Y	ADT-OTD with pay and allowances
3P	ADSW-RC with pay only	1N	ADT-AT without pay and allowances
4P	ADSW-AC with pay only	2N	IADT without pay and allowances
6P	ADT-OTD with pay only	3N	ADSW-RC without pay and allowances
1A	ADT-AT with allowances only	4N	ADSW-AC without pay and allowances
2A	IADT with allowances only	6N	ADT-OTD without pay and allowances
3A	ADSW-RC with allowances only	7Y	Extended Active Duty
4A	ADSW-AC with allowances only	8Y	Officer Candidate School
6A	ADT-OTD with allowances only	9Y	Recalled from Awaiting Age 60 Retirement
1Y	ADT-AT with pay and allowances	TY	Invol AD, Title 10 with pay and allowances
2Y	IADT with pay and allowances	UY	Invol AD, Title 14 with pay and allowances
3Y	ADSW-RC with pay and allowances	VY	ADHC with pay and allowances

**Section C
RETIREMENT CODES**

Section Overview

Introduction This section provides Retirement Codes Used in PMIS/JUMPS in table format

In this Section The following topics are listed in this section:

Topic	See Page
Personnel Retired as Commissioned Officers	2-C-2
Personnel Retired as Commissioned Warrant or Warrant Officer	2-C-3
Personnel Retired as Enlisted Personnel	2-C-4

**Section C
RETIREMENT CODES**

Personnel Retired as Commissioned Officers

PERSONNEL RETIRED AS COMMISSIONED OFFICERS	
Item	Meaning
A	At own request upon completion of 20 or more years active service, 10 years of which commissioned (14 USC 291)(14 USC 755 (e); 10 USC 6323 for reserve officers).
B	At own request upon completion of 30 or more years active service (14 USC 292) (14 USC 755 (e); 10 USC 6323 for reserve officers).
C	By reason of having reached statutory age (14 USC 293) (10 USC 1331-1337).
D	By reason of Reserve Transition Benefits
E	At own request upon completion of at least 15 years of active service, 10 years of which commissioned (TERA) (10 USC 1293).
G	By reason of temporary physical disability (10 USC 61)
H	By reason of permanent physical disability (10 USC 61).
M	Non-selection for promotion (14 USC 282).
N	Non-selection for promotion (14 USC 283).
O	Non-selection for promotion (14 USC 285).
R	Commandant or Vice Commandant (14 USC 46 or 47).
S	Vice Admiral (14 USC 51).
T	By reason of completion of 36 years active commissioned service in grade of RADM (14 USC 290).
U	By reason of completion of 30 years active commissioned service (14 USC 288) [Regular Captains].
V	Rear Admiral continuation board (14 USC 290 [a]).
W	Captain continuation board.
X	By reason of separation for cause (14 USC 327 [b]).

Section C
RETIREMENT CODES

Personnel Retired as Commissioned Warrant or Warrant Officer

PERSONNEL RETIRED AS COMMISSIONED WARRANT OR COMMISSIONED OFFICER	
Item	Meaning
I	At own request upon completion of at least 15 years of active service (TERA) (10 USC 1239).
J	At own request upon completion of 20 or more years active service (10 USC 1293) (14 USC 355 [e]; 10 USC 6323 for reserve officers).
K	At own request upon completion of 30 or more years active service or upon completion of 30 years' active service (10 USC 1305) (14 USC 755 [e]; 10 USC 6323 for reserve officers).
L	By reason of having reached statutory age (10 USC 1263) (10 USC 1331-1337).
P	By reason of temporary disability (10 USC 61).
Q	By reason of permanent physical disability (10 USC 61).
Y	Non-selection for promotion (10 USC 564).
Z	By reason of Reserve Transition Benefits (10 USC 1331A)

Section C
RETIREMENT CODES

Personnel Retired as Enlisted Personnel

PERSONNEL RETIRED AS ENLISTED PERSONNEL	
Item	Meaning
1	At own request upon completion of at least 20 years of active service (14 USC 355).
2	At own request upon completion of at least 30 years of active service (14 USC 354).
3	By reason of having reached statutory age (14 USC 353) (10 USC 1331-1337).
4	Pursuant to recommendation of Coast Guard Personnel Board after having completed 20 years service (14 USC 357).
7	By reason of temporary physical disability (10 USC 61).
8	By reason of permanent physical disability (10 USC 61).
9	By reason of Reserve transition Benefits (10 USC 1331a)
0	At own request upon completion of at least 15 years of active service (TERA) (10 USC 1239).

**Section D
Object Codes**

Section Overview

Introduction This section provides a listing of Object Codes used in JUMPS.

In this Section The following items are covered in this section:

Combat SGLI (006)	2
Other (010).....	2
Basic Pay (110).....	2
Incentive Pay (112).....	3
Special Pay (113).....	3
BAH/CONUS COLA (114).....	4
BAS (115).....	5
Separations (116)	5
PMA & SDAP (117).....	6
Liquidations (118).....	8
Foreign Language Proficiency Pay (119)	8
Employer’s Contributions (122) -- Obsolete	8
Clothing Allowances (123).....	9
Station Allowances (124).....	9
FSA (125).....	10
Bonuses (126)	10
Employer’s Contributions (127/ 128) -- Obsolete	11
Miscellaneous (129).....	12
Allotments (D01 / D02)	13
Indebtedness (D04).....	14
SGLI (D06)	14
Checkage for Government Quarters (D08).....	15
Fees, fines, and forfeitures (D15)	15
Dependent Dental (D16).....	16

Continued on next page

**Section D
Object Codes**

Object Codes

Combat SGLI (006) The following object codes are used to denote the government's share of costs for the Combat SGLI insurance program.

Program	Officer	Enlisted	LES Remark
Combat SGLI	0060	0065	Combat SGLI

Other (010) The following object codes are used for payments of items not provided for in other categories.

Purpose	Officer	Enlisted	LES Remark
Cash Credit/Debit	0100	0105	ADMIN ADJ
Cancelled Payment	01001	01051	CANC PAYMENT
Cash Deposit	01002	01052	CASH DEPOSIT
Overpayments	01003	01053	OVERPAYMENT
Federal Tax Adjustment - Combat	01004	01054	FED TAX ADJUST
State Tax Adjustment - Combat	01005	01055	ST TAX ADJUST
Federal Tax Adjustment - Routine	01006	01056	FED TAX ADJUST
State Tax Adjustment - Routine	01007	01057	ST TAX ADJUST
Advanced Earned Income Credit	01008	01058	ADVANCE EIC
Savings Deposit Program	01009	01059	SAVINGS DEPOSIT
Savings Deposit - Interest	0100A	0105A	INTEREST - SAV DEP

Basic Pay (110) The following object codes are used for payment of active duty basic pay and reserve active and inactive duty (drill) pay.

Entitlement	Officer	Enlisted	LES Remark
Base Pay	1100	1105	BASIC PAY
25% Increase		11051	BASIC 25%
ADT Duty Pay	1101	1106	BASIC PAY
ADSW-AC Pay	1102	1107	ADSW-AC Pay
ADSW-RC ADT Duty Pay	1102	1107	ADSW-RC PAY
Invol AD, Title 10 Pay	1102	1107	INVOL AD, TITLE 10 PAY
Invol AD, Title 14 Pay	1102	1107	INVOL AD, TITLE 14 PAY
ADHC Pay	1102	1107	ADHC PAY
Appropriate Duty Pay	1103	1108	BASIC PAY
IDT Drill Pay	1104	1109	DRILL PAY
Funeral Duty Pay	1110	1111	FUNERAL DUTY

Continued on next page

**Section D
Object Codes**

Object Codes, Continued

Incentive Pay (112) The following object codes are used for payment of incentive pays.

Incentive	Officer	Enlisted	LES Remark
ACIP - DIFOPS	11201	-----	ACIP DIFOPS
ACIP - DIFPRO	11202	-----	ACIP DIFPRO
ACIP - DIFDEN	11203	-----	ACIP DIFDEN
Flying Duty - Crew	11204	11254	FLT PAY CREW
Flying Duty - Non Crew	11205	11255	FLT PAY NONCREW
High Pressured Chamber HDIP	1120A	1125A	HI PRES CH HDIP
Flying Duty - Crew Overpayment	1120D	1125D	FLT PAY CREW
Flying Duty - Non Crew Overpayment	1120E	1125E	FLT PAY NONCREW
Aviation Career Continuation Pay	1120F		ACCP BONUS
Aviation Career Continuation Pay (Non-Taxable)	1120G		ACCP BONUS
Flight Deck Hazardous Duty Pay	11209	11259	FLT DCK HAZ PAY
Visit, Board, Search & Seize HDIP	1120H	1125H	VBSS HAZ PAY

Special Pay (113) The following object codes are used for payment of special pays.

Entitlements	Officer	Enlisted	LES Remark
Physician's Assistant Pay	11301	-----	PYA PAY
Continuation Pay Dental	11302	-----	DENTAL CONT PAY
Medical Duty	11303	-----	MEDICAL DUTY PAY
Dental Duty	11304	-----	DENTAL DUTY PAY
Diving Duty	11305	11355	DIVING PAY
Hostile Fire (Imminent Danger Pay)	11306	11356	IMMINENT DANGER PAY
Hardship Duty Pay Location Phase 2	1130B	1135B	HDP-LOC PHASE 2
Career Sea Pay	11308	11358	CAREER SEA PAY
Responsibility Pay	11309	-----	RESPONSIBILITY PAY
Career Sea Pay Premium	1130P	1135P	CAREER SEA PREMIUM
Family Subsistence Supplemental Allowance		1155C	FSSA
Reserve High Priority Unit Assignment Pay--IDT		1135D	Reserve Special Pay
Reserve High Priority Unit Assignment Pay Special Pay--RMP		1135E	Reserve Special Pay

Editor's Note: Master Diver Pay (Officer)- 1130A?

Continued on next page

**Section D
Object Codes**

Object Codes, Continued

BAH/CONUS COLA (114) The following object codes are used with Basic Allowance for Housing (BAH) and CONUS Cost of Living Allowance. Codes with “VHA” or “BAQ” in the title are obsolete as of 1 January 1998, when BAH replaced BAQ and VHA.

Allowance	Officer	Enlisted	LES Remark
CONUS COLA WITH <i>(was “Special BAH grandfather” prior to 1/1/98)</i>	1140C	1145C	CONUS COLA WITH
CONUS COLA W/O	1140D	1145D	CONUS COLA W/O
BAH without dependents	1140H	1145H	BAH WITHOUT DEP
BAH with dependents	1140G	1145G	BAH WITH DEP
BAH II with dependents	11401*	11451*	BAH II WITH
BAH Child	1140J	1145J	BAH CHILD
BAH II Child*	1140K	1145J	BAH II CHILD
BAH II without dependents & BAH II Spouse-in-Service	11402*	11452*	BAQ WITHOUT
BAH Transit Rate with dependents	1140S*	1145S*	BAH TR WITH
BAH Transit Rate Child	1140T*	1145T*	BAH TR CHILD
BAH Transit Rate without dependents	1140U*	1145U*	BAH TR W/O
BAH Transit Rate Spouse-in-Service	1140V*	1145V*	BAH TR SP SRVC
BAH Partial	11403	11453	BAH PARTIAL
BAH PCS	11404	11454	BAH PCS (BAQ PCS in program, needs to be updated)
VHA with dependents	11405	11455	VHA WITH
VHA without dependents	11406	11456	VHA WITHOUT
VHA PCS	11407	11457	VHA PCS
BAH DIFF	11408	11458	BAH-DIFF

**BAH II replaced with BAH Transit Rate effective 30 April 2007.*

Continued on next page

**Section D
Object Codes**

Object Codes, Continued

BAS (115) The following codes are used with Basic Allowance for Subsistence.

Entitlements	Officer	Enlisted	LES Remark
Officer BAS	1150	-----	OFFICER BAS
BAS Regular *	-----	11551	ENL BAS REG
BAS Special *	-----	11552	ENL BAS SPECIAL
Enlisted BAS		1155D	ENL BAS
Enlisted BAS minus Discount Meal Rate	-----	1155D D095	ENL BAS MINUS DISCOUNT MEAL RATE
BAS Type II		1155F	BAS-II
Prorated BAS *	-----	11553	PRORATED BAS
BAS Supplemental *	-----	11554	ENL BAS SUPP
PARTIAL BAS *	-----	1155B	PARTIAL BAS
SEPARATS (Prorated) *	-----	11555	SEPARATS PRORATE
SEPRATS Proceed Time*	-----	11556	SEPRATS PROC TM
SEPRATS Sick Leave *	-----	11557	SEPRATS SICK LV
LVRATS Regular Leave*	-----	11558	LVRATS
SEPRATS (T) *	-----	11559	SEPRATS T
Academy Commuted Rations	-----	1155A	CADET COMRATS

(*) Discontinued due to "BAS" reform. May still appear in segments/transactions dated prior to 01 Jan 05.

Separations (116) The following object codes are used for payment of lump-sum leave, separation pay, severance pay, and transition benefits.

SEPARATION PAYMENTS (116)			
Entitlements	Officer	Enlisted	LES Remark
Accrued Leave – Basic Pay	11601	11651	LEAVE SOLD BASE
Accrued Leave – Allowance	11602	11652	LV SOLD ALLOW
Lump Sum Readjustment Pay	11603	11653	LUMPSUM PAY ADJ
Reserve Separation Pay	11604	11654	RESERVE SEP PAY
Severance Pay – Disability <i>(Note: Also used for Combat Disability Severance Pay, which is non-taxable)</i>	11605	11655	DISBLTY SEV PAY
Severance Pay – Failure of Promotion	11606	-----	SEVERANCE PAY
Severance Pay – Unfitness	11607	-----	SEVERANCE PAY
Discharge Gratuity	-----	11658	DISC GRATUITY
Enlisted Separation Pay	-----	11659	ENL SEP PAY
Reserve Transition Benefits	1160A	1165A	RES TRAN BEN
Cancellation Pay	1160B	1165B	CANCEL PAY

Continued on next page

**Section D
Object Codes**

Object Codes, Continued

PMA & SDAP (117) The following object codes are use for Personal Money Allowance and Special Duty Assignment Pay

PMA	Officer	Enlisted	LES Remark
Personal Money Allowance	1170	-----	PER MONEY ALLOW
Personal Money Allowance (E10)		1175	PER MONEY ALLOW

FY 2009 Special Duty Assignment Pay SDAP (Enlisted Only)				
Earn Type	Description	SDAP Code	Object Code	LES Remark
CANINE	MSRT/MSST K-9 Handlers	1Z1	1175N	SDAP K-9 HANDLR
CMC-MC	CMC (MCPOCG) SDAP	1B5	1175A	SDAP CMC
CMCCGA	CMC Coast Guard Academy SDAP	1B2	1175A	SDAP CMC
CMCCFO	CMC (HQ/Area) SDAP	1B4	1175A	SDAP CMC
CMCPSC	CMC Personnel Service Center	1B1	1175A	SDAP-CMC
CMCRES	CMC (Reserve Force) SDAP	1B5	1175A	SDAP CMC
CMCTR1	CMC CG Recruit Command (CGRC) SDAP	1B1	1175A	SDAP CMC
CMCTR2	CMC (TRACEN Yorktown & Petaluma) SDAP	1B2	1175A	SDAP CMC
CMCTR3	CMC (TRACEN Cape May) SDAP	1B2	1175A	SDAP CMC
CMCIAO	CMC (DIST/MLCS/JIATF/DOG/DANTES) <i>New '08</i>	1B3	1175A	SDAP CMC
CMCOS	CMC (MFPU/PATFORSWA) <i>New '09</i>	2B1	1175A	SDAP CMC
CMCCHF	CMC (CPO ACADEMY SCHOOL CHIEF/CMC COURSE SCHOOL CHIEF/SECTORS) & RFMCS	1B1	1175A	SDAP CMC
COXHWC	COXSWAIN (Heavy weather certified) SDAP	1W2	1175R	SDAP COXSN HWC
COXNVC	COXSWAIN (NCV Pursuit) <i>New '09</i>	2A2	1175T	SDAP COXSN NCV
D17	Dist 17 ANT SDAP <i>Restored '09</i>	1C1	1175B	SDAP D17 ANT
DETACH	Defense Attaché SDAP	1F3	1175G	SDAP DF ATTACHE
HELORS	Helicopter Rescue Swimmer SDAP	1Y4	11758	HELO RESC SWMR
HITRON	HITRON 10 Aviation Gunner SDAP	1H1	1175E	SDAP HITRON
HONOR	Honor Guard Staff Petty Officers SDAP	1J2	1175H	SDAP HONORGUARD
			1175U	SDAP INDEPENDENT DUTY FSO
IDFSO	Independent Duty FSO (87-CPB/110-WPB) <i>New '09</i>	2D1		
ITDLDR	Intl Training Division (Team Leader) SDAP	1K2	1175I	SDAP INTL TRATM
ITDMBR	Intl Training Division (Team Member) SDAP	1M2	1175I	SDAP INTL TRATM
LEDETB	LEDET Boarding Officer SDAP	1D2	1175D	SDAP LEDET
LEDETD	LEDET Deployable Team Leader SDAP	1D3	1175D	SDAP LEDET
LEDETG	LEDET Aerial Gunner	1D1	1175D	SDAP LEDET
LTMLDR	TRATEAM (PAC & Lant) (Deployable Tm Ldr) SDAP	1I2	1175F	SDAP TRATM LDR
LTMMBR	TRATEAM (PAC & Lant) (Boarding Officer) SDAP	1I1	1175F	SDAP TRATM MBR

Continued on next page

**Section D
Object Codes**

Object Codes, Continued

PMA & SDAP (117) (continued)

Earn Type	Description	SDAP Code	Object Code	LES Remark
MSRTCB	MSRT (CBRNE Detection Personnel)	1G2	1175P	SDAP MSRT
MSRTAG	MSRT (Flight Mech. Aerial Gunners)	1G2	1175P	SDAP MSRT
MSRTSL	MSRT(DAS Squad Leader) <i>New '09</i>	2G1	1175P	SDAP MSRT
MSRTTR	MSRT(DAS Troup Leader <i>New '09</i>)	2G1	1175P	SDAP MSRT
MSSTBO	MSST (Boarding Officers)	1N1	1175J	SDAP MSST/PSU
MSSTTL	MSST (Team Leaders)	1N2	1175J	SDAP MSST/PSU
NSF-RM	NSF Response Member	1X1	11757	SDAP STRIKE TM
NSF-RS	NSF Response Supervisor SDAP	1X3	11757	SDAP STRIKE TEAM
NSF-RT	NSF Response Technician SDAP	1X2	11757	SDAP STRIKE TEAM
NVCPST	NCV Pursuit Boat Crew Member <i>New '09</i>	2A1	1175T	SDAP NCV CREW
OICAFI	OIC Afloat SDAP	1S5	11750	SDAP OIC AFLOAT
OICASH	OIC Ashore SDAP	1T5	11752	SDAP OIC ASHORE
REC-CC	Recruit Company Commander SDAP	1V5	11754	SDAP RECRUIT CC
RECBAT	Recruit Battalion Commander SDAP	1V3	11754	SDAP RECRUIT CC
RECPRO	Recruiting Production Staff	1R3	11751	SDAP RECRUITER
RECSEC	Recruit Section Commander	1V5	11754	SDAP RECRUIT CC
RECSUP	Recruiting Supervisor	1R3	11751	SDAP RECRUITER
RSINST	Recruiting School Staff	1O1	1175S	SDAP RECRUIT SI
SPECAG	Special Agent SDAP	1U2	11753	SDAP SPEC AGENT
SURFCT	Coxswain (Surfman) SDAP	1A4	11759	SDAP SURFMAN
30SEP08	<i>The following Earn Types are not authorized for FY09</i>			
MSRTBO	Maritime Security Response Tm (Boarding Officer)	1G1	1175P	SDAP MSRT
MSRTTL	MSRT (Deployable Team Leaders)	1G2	1175P	SDAP MSRT
MSRTOIC	MSRT (Ass't Officer In Charge)	1G1	1175P	SDAP MSRT
RECSTF	Recruiter (Reservation Staff)	1R1	11751	SDAP RECRUITER
30SEP07	<i>The following Earn Types are not authorized for FY08</i>			
BFMBR	BF Stan Team (NMLB/Yorktown Members)	1E1	1175M	SDAP BF STAN TM
BFLDR	BF Stan Team (NMLB/Yorktown Leaders)	1E2	1175M	SDAP BF STAN TM
D17	Dist 17 ANT SDAP <i>Restored '09</i>	1C1	1175B	SDAP D17 ANT
MSRT	Maritime Security Response Team (broken into separate qualifications) <i>see above</i>	1G1	1175P	SDAP MSRT
PTMLDR	PACAREA Training Team Leader SDAP (combined w/LANT Team) <i>see LTMLDR</i>	1I2	1175F	SDAP TRATM LDR
PTMMBR	PACAREA Training Team Member SDAP (combined w/LANT Team) <i>see LTMMBR</i>	1I1	1175F	SDAP TRATM MBR
TRCCST	TRACEN CMD CTR Stand Team	1Q1	1175Q	SDAP CSST/BDTT
TRBDTL	TRACEN Buoy Deck Training Team Leader	1Q2	1175Q	SDAP CSST/BDTT
TRBDTM	TRACEN Buoy Deck Training Team Member	1Q1	1175Q	SDAP CSST/BDTT
Reserve SDAP for IDT or RMP Drill Periods				
Any of the Above	Reserve SDAP - IDT	Any of the above	1175K	SDAP
	Reserve SDAP - RMP		1175L	SDAP

Continued on next page

**Section D
Object Codes**

Object Codes, Continued

Liquidations (118) The following object codes are used for deductions from a member's pay to liquidate advance payments of pay and housing allowances.

Liquidation of Advances (118)			
Purpose	Officer	Enlisted	LES Remark
Advance BAH	11800	1185	ADV BAH
Advance Pay	11801	11851	ADV PAY
Advance Pay and Allowances	11802	11852	ADV PAY/ALLOW
Advance Overseas Housing Allowance	11806	11856	ADV OHA

Foreign Language Proficiency Pay (119) The following codes are used to for payments of enlisted and officer Foreign Language Proficiency Pay and reserve Foreign Language Proficiency Bonus.

Field	Description				
OBJECT	Object Code: The only object codes in use right now are 11900,11950,11901,11951,11902 and 11952. The other object codes may be used at a later date				
	Officer	Enlisted	Proficiency	Category	Code
	11950	11900	Interpreter		1F
	11951	11901	Linguist		2F
	11952	11902	Interim		3F
	11953	11903			4F
	11954	11904			5F
	11955	11905		1	6F
	11956	11906		2	7F
	11957	11907		3	8F
	11958	11908		4	9F

Employer's Contributions (122) -- Obsolete The following object codes **were** used to denote the government's share of costs for insurance programs.

Program	Officer	Enlisted	LES Remark
Employer's FICA Contribution	1220	1225	FICA

Continued on next page

**Section D
Object Codes**

Object Codes, Continued

Clothing Allowances (123) The following object codes are used for payments of enlisted and officer clothing allowances.

Allowance	Officer	Enlisted	LES Remark
Uniform Allowance – Initial	1230	-----	UNIFORM ALLOW
Basic Maintenance	-----	12351	CLOTHING BMA
Standard Maintenance	-----	12352	CLOTHING STD
Supplementary	-----	12353	CLOTHING SUPP
Special Initial Civilian	12304	12354	CLOTH CIV INIT
Partial Special Initial Civilian	12305	12355	CLOTH CIV PART
Special Continuing Civilian	12306	12356	CLOTH CIV CONT
Special Temporary Duty Civilian	12307	12357	CLOTH CIV TDY
NOAA Officer Uniform Allowance	12308	-----	NOAA UNIFORM
Reserve Basic Maintenance Allowance	-----	12359	RESERVE CMA
Reserve Standard Maintenance Allowance	-----	1235A	RESERVE CMA

Station Allowances (124) The following object codes are used for payment of overseas and OUTCONUS housing, move-in, and cost of living allowances.

Entitlements	Officer	Enlisted	LES Remark
COLA without dependents	12400	12450	COLA W/O DEP
COLA with 1 dependent	12401	12451	COLA W/1 DEP
COLA with 2 dependents	12402	12452	COLA W/2 DEP
COLA with 3 dependents	12403	12453	COLA W/3 DEP
COLA with 4 dependents	12404	12454	COLA W/4 DEP
COLA with 5 dependents	12405	12455	COLA W/5 DEP
COLA with 6 or more dependents	12406	12456	COLA W/6+ DEP
COLA Partial	12407	12457	COLA PART
Interim Housing Allowance	1240I	1245I	INTERIM HOUSING ALL
Overseas Housing Allowance	1240R	1245R	OVERSEA HSG ALL
Move-in Housing Allowance – Misc	1240M	1245M	MIHA MISC
Move-in Housing Allowance – Rent	1240N	1245N	MIHA RENT
Move in Housing Allowance – Security	1240P	1245P	MIHA SECURITY

Continued on next page

**Section D
Object Codes**

Object Codes, Continued

FSA (125) The following object codes are used for payment of Family Separation Allowance.

Allowance	Officer	Enlisted	LES Remark
FSH (Note: FSH is now paid through a misc. credit)	1250I	1255I	FSH
FSA –R	1250R	1255R	FSA – R
FSA –S	1250S	1255S	FSA – S
FSA – T	1250T	1255T	FSA – T

Bonuses (126) The following codes are used with bonus payments.

Bonus	Officer	Enlisted	LES Remark
Selective Reenlistment Bonus	-----	1265	SRB
Selective Reenlistment Bonus (Combat Tax Exclusion)	-----	1265E	SRB NON-TAX
Special Enlistment Program	-----	12651	SRB
“A” School/Striker Incentive Program	-----	12652	INCENTIVE BONUS
Enlisted Bonus (Non-Prior Service)	-----	12653	ENL BONUS-NON PRIOR
Enlisted Bonus (Non-Prior Service) (Combat Tax Exclusion)	-----	1265M	ENL BONUS
Enlisted Bonus (Prior Service)	-----	12654	ENL BONUS-PRIOR
Enlisted Bonus (Prior Service) (Combat Tax Exclusion)	-----	1265N	ENL BONUS
Enlistment Bonus College Credit	----	1265Z	College Credit Bonus
Lateral Entry Enlistment Bonus	-----	1265S	LAT ENTRY BONUS
SELRES Reenlistment/Extension LVL I/3 yrs	-----	12655	SELRES BONUS
SELRES Reenlistment/Extension LVL I or II 3 yrs (Combat Tax Exclusion)	----	1265J	SELRES BONUS
SELRES Reenlistment/Extension LVL I/6 yrs	-----	12656	SELRES BONUS
SELRES Reenlistment/Extension LVL I or II 6 yrs (Combat Tax Exclusion)	-----	1265K	SELRES BONUS
SELRES Reenlistment/Extension LVL II/3 yrs	-----	12657	SELRES BONUS
SELRES Reenlistment/Extension LVL II/6 yrs	-----	12658	SELRES BONUS
Non-Rate Enlisted Incentive Program	-----	12659	ENL BONUS
SELRES Prior Service LVL I/3 yrs	-----	1265A	SELRES BONUS
SELRES Prior Service LVL I/6 yrs	-----	1265B	SELRES BONUS
SELRES Prior Service LVL II/3 yrs	-----	1265C	SELRES BONUS
SELRES Prior Service LVL II/6 yrs	-----	1265D	SELRES BONUS
SELRES Enlistment LVL I 6/yrs	-----	1265F	SELRES BONUS

Continued on next page

**Section D
Object Codes**

Object Codes, Continued

BONUSES (Continued from previous page)			
Bonus	Officer	Enlisted	LES Remark
SELRES Enlistment LVL II/6yrs	-----	1265G	SELRES BONUS
SELRES Affiliation Bonus Level I	-----	1265H	SELRES AFF BNS
SELRES Affiliation Bonus Level I (Combat Tax Exclusion)		1265L	SELRES AFF BNS
Aviation Career Continuation Bonus	1120F	-----	ACCP BONUS
Aviation Career Continuation Bonus (Combat Tax Exclusion)	1120G	-----	ACCP NON-TAX
PYA PSU Bonus	1130C		PYA PSU
Career Status Bonus	1260P	1265P	CSB
Career Status Bonus (Combat Tax Exclusion)	1260Q	1265Q	CSB NON-TAX
Career Status Bonus (Puerto Rico Tax Exclusion)	1260R	1265RQ	CSB NON-TAX
Critical skills accession non-combat-tax-free	1260T		OA BONUS
Critical skills accession combat tax free	1260U		OFFICER ACCESSION BONUS (OAB)
Critical skills retention non-combat-tax-free	1260V	1265V	CRITICAL SKILLS RETENTION BONUS (CSRB)
Critical skills retention combat tax free	1260W	1265W	CRITICAL SKILLS RETENTION BONUS (CSRB)
Law specialist continuation bonus non-combat- tax-free	1260X	1265X	LAW SPECIALIST CONTINUATION PAY (LSCP)
Law specialist continuation bonus combat tax free	1260Y	1265Y	LAW SPECIALIST CONTINUATION PAY (LSCP)
Bonus for college credit		1265Z	ENLISTED BONUS FOR COLLEGE CREDIT (EBCC)
Critical Skills Training Bonus		2265	CSTB \$[amount].

Employer's Contributions (127/ 128) -- Obsolete The following object codes **were** used to denote the government's share of costs for insurance programs.

Program	Officer	Enlisted	LES Remark
Family Member Dental Plan	1270	1275	DENTAL
Servicemen Group Life Insurance	1280	1285	SGLI

Continued on next page

**Section D
Object Codes**

Object Codes, Continued

Miscellaneous (129) The following object codes are used to denote payment of miscellaneous items not provided for in other categories.

MISCELLANEOUS (129)			
Entitlements	Officer	Enlisted	LES Remark
Miscellaneous	1290	1295	MISC CREDIT/MISC ADJUSTMENT
Cash Award	12901	12951	CASH AWARD
Saved Pay	12903	-----	SAVED PAY
Death Gratuity	12904	12954	DEATH GRATUITY
TSP	12905	12955	MISC CREDIT-TSP
Reserve Income Replacement (18 months)	12906	12956	RESERVE INCOME REPLACEMENT
Reserve Income Replacement (24 months of last 60 months)	12907	12957	RESERVE INCOME REPLACEMENT
Reserve Income Replacement (180 days or more and less than 6 months between)	12908	12958	RESERVE INCOME REPLACEMENT

**Section D
Object Codes**

D-Series Object Codes

Allotments (D01 / D02) The following object codes are used for allotments from a member's pay.

Purpose	Officer	Enlisted	LES Remark
Savings Bonds – Series EE			
Monthly	D010M	D015M	EE-BOND-M
Bi-Monthly	D010B	D015B	EE-BOND-B
Tri-Annual	D010T	D015T	EE-BOND-T
Savings Bonds – Series I			
Monthly	D170M	D0175M	I-BOND-M
Bi-Monthly	D170B	D0175B	I-BOND-B
Tri-Annual	D170T	D0175T	I-BOND-T
CFC	D020C	D025C	CFC
Dependent	D020D	D025D	DEPENDENT
Education	D020E	D025E	EDUCATION
Montgomery GI Bill	D020F	D025F	MGIB
Montgomery GI Bill Kicker	D020G	D025G	MGIB-K
Home Mortgage	D020H	D025H	HOME MORT
Insurance	D020I	D025I	INSURANCE
TRICARE Dental Program	D020J	D025J	DENTAL
Loan	D020L	D025L	LOAN
Navy Mutual Aid	D020M	D025M	NAVY M-AID
VA Insurance	D020N	D025N	VA INSUR
Savings	D020S	D025S	SAVINGS
Government Indebtedness (T-Allot)	D020T	D025T	GOV'T DEBT
Long Term Care Insur	D020U	D025U	LTC INSUR
CG Association Dues	D020X	D025X	CGA ASSOC
Other Legal	D0200	D0250	OTHER

Continued on next page

**Section D
Object Codes**

D-Series Object Codes, Continued

Indebtedness (D04) The following object codes are used for deductions from a member's pay due to indebtedness.

Purpose	Officer	Enlisted	LES Remark
Indebtedness Due to Overpayments	D0401	D0451	OVERPAYMENT
Charges for Excess HHG	D0402	D0452	EXCESS HHG
Unliq. Travel Advances/Claims	D0403	D0453	TRAVEL ADV
Clothing Checkages	D0404	D0454	CLOTH CHECKAGE
Coast Guard Mutual Assistance	D0405	D0455	CG MUTUAL ASST
Government Property Damage	D0406	...D0456	GOV PROP DMG
Garnishments/Bankruptcy	D0407	D0457	COURT ORDER DED
IRS Tax Levy	D0408	D0458	IRS TAX LEVY
Debts to other services	D0409	D0459	OTHER SERVICES
CG Exchange System In-Service Debt	D040A	D045A	CG EXCHANGE
CGES Clothing Exchange Checkage	D040B	...D045B	CGES EXCHANGE
Miscellaneous	D040C	D045C	CG MISC
BAS Meals	----	D045D	BAS MEALS
Discount Meal Rate	----	D095	DISCOUNT MEAL RATE
SEPRATS MEALS	D040E	D045E	SEPRATS MEALS
Bankruptcy	D040F	D045F	BANKRUPTCY DED
Involuntary Allotment	D040G	D045G	INVOL ALLOTMENT
Mandatory Support Allotment	D040H	D045H	MANDATORY SUPPRT
Coast Guard Tuition AssistanceD040J	...D045J	CG TUITION
Bad Check written to the USCGD040KD045K	BAD CHECK TO CG
Debt for use of Gov Travel CardD040LD045L	GOV TRAVEL CARD
Private Property DamageD040MD045M	PRIV PROP DMG
Health and Comfort AidsD040ND045N	()
Ditty BagD040PD045P	DITTY BAG
TSP LoanD040T	D045T	TSP LOAN

SGLI (D06) The following object codes are used to show deductions for Servicemembers Group Life Insurance.

Purpose	Officer	Enlisted	LES Remark
Serviceman Group Life Insurance	D060	D065	SGLI

Continued on next page

**Section D
Object Codes**

D-Series Object Codes, Continued

Checkage for Government Quarters (D08) The following object codes are used for BAH when member is assigned to government quarters. Codes with “VHA” in the title are obsolete as of 1 January 1998 when BAH was introduced and combined BAQ and VHA.

Entitlement	Officer	Enlisted	LES Remark
BAH II without dependents CG owned (inadequate)	D0800	D0850	INADEQUATE QUARTERS
BAH II with dependents CG Leased/DOD owned – (inadequate)	D0801	D0851	INADEQUATE QUARTERS
BAH II with dependents CG owned – (inadequate)	D0802	D0852	INADEQUATE QUARTERS
BAH II without dependents CG Leased/DOD owned – (adequate)	D0803	D0853	ADEQUATE QUARTERS
BAH II without dependents CG owned (adequate)	D0804	D0854	ADEQUATE QUARTERS
BAH II with dependents CG Leased/DOD owned – (adequate)	D0805	D0855	ADEQUATE QUARTERS
BAH II with dependents CG owned – (adequate)	D0806	D0856	ADEQUATE QUARTERS
VHA Offset with dependents*	D0807	D0857	VHA OFFSET WITH
VHA Offset without dependents*	D0808	D0858	VHA OFFSET WITHOUT
BAH II without dependents	D0809	D0859	INADEQUATE QUARTERS

Fees, fines, and forfeitures (D15) The following object codes are used for deductions from a member’s pay for forfeitures, fines, interest or administrative fees and penalties.

Purpose	Officer	Enlisted	LES Remark
Forfeitures	D1501	D1551	FORFEITURE
Fines (Scheduled and Lump Sum)	D1502	D1552	FINE
Interest	D1503	D1553	INTEREST
Administrative Fees	D1504	D1554	ADMIN FEE
Penalties	D1505	D1555	PENALTY

Continued on next page

**Section D
Object Codes**

D-Series Object Codes, Continued

Dependent Dental (D16) Deductions for Active Duty Dependent Dental are now handled by an allotment (D02 series).

Purpose	Officer	Enlisted	LES Remark
Active Duty Single Deduction	D1601	D1651	SINGLE DENTAL
Active Duty Family deduction	D1602	D1652	FAMILY DENTAL
Active Duty Nonparticipating	D1603	D1653	DDP NONPART
Selected Reserve Dental	D1604	D1654	SELRES DENTAL

Section E
PAY STATUS CODES

Section Overview

Introduction This section provides Pay Status Codes in table format.

In this Section The following topics are listed in this section:

Topic	See Page
Pay Status Codes	2-E-2

Section E
PAY STATUS CODES

Pay Status Codes

Table This table lists pay status codes and their meaning.

Code	Meaning	Code	Meaning
CC	Civilian confinement	IL	Absence due to illness
CE	Civilian confinement excused	MC	Military confinement for civilian authorities
CM	Military confinement (member entitled to pay and allowances)	ME	Military confinement for civilian authorities in a foreign country
CR	Military confinement (reserve member not paid by JUMPS)	MF	Military confinement for civilian authorities in a foreign country
CS	Military confinement (member not entitled to pay and allowances)	MI	Mentally incompetent
DD	Death	MS	Missing (regular and reserve paid by JUMPS)
DS	Deserter	R1	Reserve Select and Reserve Individual Ready on active duty less than 30 days or is drilling reserve – not entitled leave
EC	Enlistment cancelled	RI	Reserve Standby and Reserve Awaiting Age 60 Retirement (not paid by JUMPS)
EX	Excess leave	RL	Reserve Select and reserve individual ready on active duty greater than 30 days but less than 139 days – also entitled leave
G1	Regular or reserve on active duty over 139 days (paid by JUMPS)	RS	Missing (reserve not paid by JUMPS)
GC	Academy Cadets	SP	Discharge/Retired from the regular component or Discharge/Age 60 retirement from the reserve component
GD	Regular or reserve on active duty over 139 days (paid by JUMPS)	UA	Unauthorized absence
HD	Home awaiting disciplinary action. Leave has expired.	UE	Unauthorized absence excused. Civilian confinement.

Section F
MEMBER TYPE CODES

Section Overview

Introduction This section provides Member Type 1 and 3 Codes in table format.

In this Section The following topics are listed in this section:

Topic	See Page
Member Type 1 Codes	2-F-2
Member Type 3 Codes	2-F-3

Section F
MEMBER TYPE CODES

Member Type 1 Codes

Table This table lists Member Type 1 Codes and their meaning.

Code	Meaning
A	Regular Commissioned Officer
B	Reserve Commissioned Officer on Extended Active Duty
C	Reserve Commissioned Officer on Special Active Duty for Training (Short Term)
D	Reserve Commissioned Officer on Active Duty for Training
E	Regular CWO
F	Reserve CWO on Extended Active Duty
G	Reserve CWO on Special Active Duty for Training (Short Term)
H	Reserve CWO on Active Duty for Training
J	Regular Enlisted
K	Reserve Enlisted on Extended Active Duty
P	Aviation Cadet Reserve
Q	Officer Candidate Regular
R	Officer Candidate Reserve
S	Coast Guard Academy Cadet
T	USPHS Officer
U	Select (Drilling) Reserve Enlisted
Z	Reserve Enlisted
Blank	Reserve Officer

Section F
MEMBER TYPE CODES

Member Type 3 Codes

Table This table lists Member Type 3 Codes and their meanings. Member's code doesn't change for duty types of Involuntary Active Duty, Title 10, Involuntary Active Duty, Title 14, and Active Duty for Health Care (ADHC).

Type	Description
AEO	Officer Candidate Regular
AEZ	Regular Active Duty Enlisted
AOZ	Regular Active Duty Commissioned Officer
AWZ	Regular Active Duty Warrant Officer
Blank	Aviation Cadet Reserve
FEB	Reserve Enlisted on Extended Active Duty
FEC	Coast Guard Recruiting Initiative for the Twenty First Century (CGRIT) Candidate
FEC	Coast Guard Recruiting Initiative for the 21 st Century (CGRIT) Candidate
FED	Reserve Enlisted on Active Duty for Special Work - Reserve Component (GE140dys)
FEE	Reserve Enlisted on Active Duty for Training - Other Training Duty (GE140dys)
FEG	Reserve Enlisted on Active Duty for Special Work - Active Component (GE140dys)
FEH	Reserve Enlisted on Initial Active Duty for Training
FEO	Officer Candidate Reserve
FOB	Reserve Commissioned Officer on Extended Active Duty
FOD	Reserve Commissioned Officer on Active Duty for Special Work - Reserve Component (GE140dys)
FOE	Reserve Commissioned Officer on Active Duty for Training - Other Training Duty (GE140).
FOG	Reserve Commissioned Officer on Active Duty for Special Work - Active Component (GE140dys)
FWB	Reserve Warrant Officer on Extended Active Duty
FWD	Reserve Warrant Officer on Active Duty for Special Work - Reserve Component (GE140dys)
FWE	Reserve Warrant Officer on Active Duty for Training - Other Training Duty (GE140dys)
FWG	Reserve Warrant Officer on Active Duty for Special Work - Active Component (GE140dys)
HEZ	Select (drilling) Reserve Enlisted
HOZ	Select (drilling) Reserve Commissioned Officer
HWZ	Select (drilling) Reserve Warrant Officer
IEZ	Reserve Enlisted Individual Ready Reserve
IOZ	Reserve Commissioned Officer Individual Ready Reserve

Continued on next page

Section F
MEMBER TYPE CODES

Member Type 3 Codes, Continued

Table (cont'd)

Type	Description
IWZ	Reserve Warrant Officer Individual Ready Reserve
JEL	Reserve Enlisted Standby Active
JEM	Reserve Enlisted Standby Inactive
JOL	Reserve Commissioned Officer Standby Active
JOM	Reserve Commissioned Officer Standby Inactive
JWL	Reserve Warrant Officer Standby Active
JWM	Reserve Warrant Officer Standby Inactive
LEJ	Reserve Enlisted Retired with Pay
LEK	Reserve Enlisted Retired Awaiting Pay at 60
LER	Retired Reserve Enlisted Recalled to Active Duty
LEZ	Reserve Enlisted Retired Without Pay
LOJ	Reserve Commissioned Officer Retired with Pay
LOK	Reserve Commissioned Officer Retired Awaiting Pay at 60
LOR	Retired Reserve Commissioned Officer Recalled to Active Duty
LOZ	Reserve Commissioned Officer Retired Without Pay
LWJ	Reserve Warrant Officer Retired with Pay
LWK	Reserve Warrant Officer Retired Awaiting Pay at 60
LWR	Retired Reserve Warrant Officer Recalled to Active Duty
LWZ	Reserve Warrant Officer Retired Without Pay
NEZ	Delayed Enlistment
PEZ	Coast Guard Academy Cadet
PZA	Aviation Cadet
REJ	Regular Enlisted Retired With Pay
RER	Retired Active Duty Enlisted Recalled to Active Duty
ROJ	Regular Commissioned Officer Retired With Pay
ROR	Retired Active Duty Commissioned Officer Recalled to Active Duty
RWJ	Regular Warrant Officer Retired With Pay
RWR	Retired Active Duty Warrant Officer Recalled to Active Duty
TOJ	NOAA Commissioned Officer Retired With Pay
TOR	NOAA Commissioned Officer Recalled to Active Duty
TOZ	NOAA Commissioned Officer
VOZ	USPHS

Chapter Overview

Introduction The purpose of this chapter is to provide information to assist in the analysis and evaluation of personnel related information found in the PMIS database.

In this chapter

Topic	Section
PMIS/JUMPS Inquiry Screens	3-A
Glossary	3-B
Sort Tables	3-C
Numeric Grade Codes	3-D

This page left blank intentionally

Section A
PMIS INQUIRY SCREENS

Section Overview

Introduction PMIS data is displayed on 12 inquiry screens. Each screen is functionally organized. At the top of each screen appears:

- Social Security number.
- Last name.
- [Numeric Grade Code](#).
- One and Three-character [member-type codes](#).
- Date on which the record was created or last changed, in YYMMDD format.
- Date file updated by statement of creditable service team or updated by a [D 104](#) using element code 30.
- Page number.

Pages 13 and 14 are no longer used. They are described here for historical purposes.

In this section

Screen	Title	See Page
0	PMIS Inquiry Menu	3-A-2
1	General Information	3-A-3
2	Miscellaneous Personal Information	3-A-5
4	Dependent Information	3-A-7
5	Contract and Service Information	3-A-8
6	Current Unit Information and Pending Transfer Information	3-A-10
7	Prior Unit History	3-A-12
8	Pay Grade History	3-A-13
10	Aviator Information	3-A-14
12	Reserve Unique Information	3-A-15

Section A
PMIS INQUIRY SCREENS

PMIS Inquiry Menu

General

The PMIS Inquiry menu can be accessed from the main menu by selecting option "D1". Type in a page number, or press the Enter key to scroll through the inquiry pages.

```
123456789 COASTIE                37008 J-AEZ MAINT-DT 000314 SOCS-DT 920303 #00
                                COMPILE DATE & TIME 03/01/0010.05.33
                                **** PMIS SCREEN CONTENTS ****

                                PAGE 1: GENERAL INFORMATION
                                PAGE 2: MISC PERSONAL INFORMATION
                                PAGE 4: DEPENDENT INFORMATION
                                PAGE 5: CONTRACT & SERVICE INFORMATION
                                PAGE 6: CURRENT UNIT INFORMATION
                                       PENDING TRANSFER INFORMATION
                                PAGE 7: PRIOR UNIT HISTORY
                                PAGE 8: PAY GRADE HISTORY
                                PAGE 10: AVIATOR INFORMATION
                                PAGE 12: RESERVE UNIQUE INFORMATION
```

Section A
PMIS INQUIRY SCREENS

PMIS Inquiry Screen 1

General

PMIS Inquiry Screen 1 contains general information regarding the member.

123123123 COASTIE		36008 J-AEZ MAINT-DT 010430 SOCS-DT 920303 #01	
**** GENERAL INFORMATION ****			
NM-FIRST	NM-MI	NM-MI2	NM-SUFF
JOE	A		
ED-HIGH-GRADE	4		
RANK-DT	980601		
SEX	M		
MNRTY-DESIG	5		
CTZN-CD	2		
NM-CHG-DT			
NM-CHG-NMR			
SSN-CHG-DT			
SSN-CHG-NMR			
BIRTH-DT	601113		
HM-REC-CITY		HM-REC-ST	ZIP
LAS VEGAS		NV	89110
LGL-RESID-CITY	LGL-RESID-ST	LAS VEGAS	
LAS VEGAS		NV	
BIRTH-CITY	BIRTH-ST	TOPEKA	
TOPEKA		KS	
ENTRY-CITY	ENTRY-ST	PHOENIX	
PHOENIX		AZ	

Field Information

The following is a condensed version of the sequence number sort table for fields located on PMIS Inquiry Screen 1. Refer to the glossary and chapter 3-C for additional information.

Cobol Field Name	Seq#	"D" Action		Alias
ED-HIGH-GRADE	0020	D100	63	HGC
BIRTH-CITY	0189	D100	07	BCITY
BIRTH-DT	0013	D100	19	DOB
BIRTH-ST	0190	D100	09	BSTAT
COMM-DT	0136	D202	01	DTCOM
CTZN-CD	0175	D203	05	CITZN
ENTRY-CITY	0317	D101	22	PECE
ENTRY-ST	0318	D101	23	PECES

Continued on next page

Section A
PMIS INQUIRY SCREENS

PMIS Inquiry Screen 1, continued

**Field Information,
Continued**

Cobol Field Name	Seq#	“D” Action		Alias
EXP-IND*	0140	NONE		EXIND
OCC-FLD-CURR-ASGD	0706	NONE		OFCA digit 3-4
OCC-FLD-PRIOR-ASGT	0707	NONE		OFPA digit 5-6
OFF-PRI-OCC-FLD	0705	NONE		OPOF digit 1-2
REC-ASGT-AFLT	0709	NONE		MRAA digit 8
REC-OP-FLD-ASGT	0708	NONE		MROUA digit 7
HM-REC-CITY	0015	D100	60	HCITY
HM-REC-ST	0016	D100	65	HSTAT
HM-REC-ZIP	0213	D100	66	TYPE4
LGL-RESID-CITY	0018	D100	87	LCITY
LGL-RESID-ST	0019	D100	88	LSTAT
MNRTY-DESIG	0014	D100	92	MINDR
NM-CHG-DT	0025	NONE		NAMED
NM-CHG-NBR	0202	NONE		NAMEC
NM-FIRST	0004	NONE		FNAME
NM-MI	0007	NONE		MI
NM-MI2	0006	NONE		MI2
NM-SUFF	0010	NONE		NSUFF
PAYG-IND	0520	D101	24	PGI
PERM-PAYG	0134	D202	04	PGRCD
PERM-PAYG-DT	0135	D202	05	PGRDT
PRI-ENL-MTHS	0943	D202	02	NMENL
PRI-ENL-RANK	0138	D202	06	PRENR
RANK-DT	0012	D100	21	DOR
SEX	0017	D101	28	SEX
SIG-NBR	0127	NONE		SIGNO
SSN-CHG-DT	0024	NONE		SSNDT
SSN-CHG-NBR	0201	NONE		SSNC
STAT-IND*		NONE		
OFF-STA-IND-SOURCE-CD	0131	NONE		SRCD digit 2
OFF-STAT-IND-AD-TERM-PEND-CD	0133	NONE		MSRCD digit 6
OFF-STAT-IND-CAT-CD	0130	NONE		CATGY digit 1
OFF-STAT-IND-PERM-GR-CD	1154	NONE		PGRD digit 3-4
OFF-STAT-IND-PROMO-STAT-CD	0132	NONE		PROST digit 5
TOT-COMM-SVC	23195	D202	07	
YR-GRP	0129	NONE		YRGRP

*Screen Name different than Cobol Field Name

Section A
PMIS INQUIRY SCREENS

PMIS Inquiry Screen 2

General

PMIS Inquiry Screen 2 contains miscellaneous personal information regarding the member.

123456789 COASTIE	37008 J-AEZ MAINT-DT 000314 SOCS-DT 920303 #02	
**** MISC PERSONAL INFORMATION ****		
** WEIGHT INFO **	** SWE INFO **	
WGT-DT 990927	SWE-QUAL	
WGT 209.0	RECOM-BY-CO	
HGT 70.0	COURSES-COMP	
FRAME-SZ H	MARKS-CURRENT	
WGT-OVER 0.0	SWE-CYCLE-DATE	
PHYS-EXAM-DT 970404	SWE-SPEC	
PHYS-EXAM-STA-CD A	SWE-SPEC-DATE	
MED-REVIEW-DT 970421	EXAM-BD-OPFAC	
TYP-PHYS-EXAM 5	EX-BD-OPFAC-DT	
	CWO-SPEC	PERS
	CWO-CYCLE-DATE	950126
	CWO-OAR-SCORE	
	CWO-OAR-DT	

Field Information

The following is a condensed version of the sequence number sort table for fields located on PMIS Inquiry Screen 2. Refer to the glossary and chapter 3-C for additional information.

Cobol Field Name	Seq#	“D” Action	Alias
COURSES-COMP	2411	NONE	COUCP
CWO-SPEC	2378	NONE	CWOSP
CWO-OAR-DT	2402	NONE	CWRDT
CWO-OAR-SCORE	2401	NONE	CWRSC
CWO-CYCLE-DATE	2414	NONE	CWCDT
EXAM-BD-OPFAC	2379	NONE	EXBRD
EX-BD-OPFAC-DT	2424	NONE	EBODT
FRAME-SZ	0055	NONE	FRAME
HGT	0139	D100	64
MARKS-CURRENT	2412	NONE	MKCUR
MED-REVIEW-DT	2398	D314	05
PHYS-EXAM-DT	2396	NONE	
PHYS-EXAM-STAT-CD	2397	D314	06

Continued on next page

Section A
PMIS INQUIRY SCREENS

PMIS Inquiry Screen 2, Continued

**Field Information,
Continued**

Cobol Field Name	Seq#	“D” Action	Alias
RECOM-BY-CO	2410	NONE	RECCO
SWE-CYCLE-DATE	2413	D101 64	SWEDT
SWE-QUAL	2409	NONE	SWEQU
SWE-SPEC	2377	NONE	SWESP
SWE SPEC DATE	2423	NONE	SSPDT
TYP-PHYS-EXAM	2433	D100 84	TYPEX
WGT	0054	NONE	WGHT
WGT-DT	0056	D100 69	DTWIN
WGT-OVER	0057	NONE	OWGHT

Section A
PMIS INQUIRY SCREENS

PMIS Inquiry Screen 4

General

PMIS Inquiry Screen 4 contains dependent information regarding the member.

123456789 COASTIE		37008 J-AEZ MAINT-DT 000314 SOCS-DT 920303 #04	
**** DEPENDENT INFORMATION ****			
TOT-NBR-DEP	04	SPOUSE-AD-CD	1
CG4170-EFF-DT	000124	SPOUSE-IN-SVC-SSN	
MAR-STAT	M	SPOUSE-IN-SVC-BR	
		BAH-CD	L
	DEP-BIRTH-DT	DEP-SEX	DEP-REL-CD
1.	620405	W	W
2.	811012	S	S
3.	850411	S	L
4.	900912	S	L
5.			
6.			
7.			
8.			
9.			
10.			
11.			
12.			

Field Information

The following is a condensed version of the sequence number sort table for fields located on PMIS Inquiry Screen 4. Refer to the glossary and chapter 3-C for additional information.

Cobol Field Name	Seq#	"D" Action		Alias
BAH-CD	0063	D100	06	BAH
CG4170-EFF-DT	0951	D315	06	DEBQT
DEP-BAH-DT	0950	D315	05	DEBAH
DEP-BIRTH-DT	0853	D315	07	DEPBD
DEP-REL-CD	0855	D315	09	DEPRS
DEP-SEX	0854	D315	10	DEPSX
MAR-STAT	0033	D100	95	MS
SPOUSE-AD-CD	0856	D315	08	DEPLC
SPOUSE-IN-SVC-BR	2342	D100	05	SPBRA
SPOUSE-IN-SVC-SSN	2341	D100	04	SPSSN
TOT-NBR-DEP	0034	D100	15	DEPC

Section A
PMIS INQUIRY SCREENS

PMIS Inquiry Screen 5

General

PMIS Inquiry Screen 5 contains contract and service information regarding the member.

123456789 COASTIE		37008 J-AEZ MAINT-DT 000314 SOCS-DT 920303 #05	
**** CONTRACT & SERVICE INFORMATION ****			
PEND-TERM-DT	000000	PAY-BASE-DT	781023
PEND-TERM-CD		PAY-BASE-VER-CD	1
REQ-TERM-DT		AD-BASE-DT	781023
REQ-TERM-CD		FED-SVC-BASE DT	781023
DT-ENT-CUR-AD	781023	DT-MIL-OBL-INC	781023
EXP-AD-TERM-DT	011021	DT-COMP-MIL-OBL	8410
EFF-AD-TERM-DT	000000	DISCH-CD	
EFF-AD-TERM-SPD		ORIG-CG-ENL-DT	
EXP-LOSS-DT	011021	RENL-CD	
EFF-LOSS-DT	000000	PRI-EFF-LOSS-DT	
EFF-LOSS-SPD		PRI-EFF-LOSS-SPD	
EFF-RETIRE-DT		PRI-AD-TERM-DT	
RETIRE-CD		PRI-AD-TERM-SPD	
RETENTION-CD	D	CFTRR-CD	X
REXT-EFF-DT	REXT-LEN	REXT-RCVD-CD	SEP-PAY-DT
1. 0		000000	1. 0
2. 0		000000	2. 0
3. 0		000000	3. 0
4. 0		000000	
			SEP-PAY-AMT
			SEP-PAY-CD
			0.00
			0.00
			0.00

Field Information

The following is a condensed version of the sequence number sort table for fields located on PMIS Inquiry Screen 5. Refer to the glossary and chapter 3-C for additional information.

Cobol Field Name	Seq#	"D" Action		Alias
AD-BASE-DT	0029	D104	17	ACDUD
CFTRR-CD	2425	D100	49	CFTRR
CUR-ENL-DT	0192	D203	03	CEDAT
CHAR-SVC-CD	2432	NONE		CHSVC
CUR-ENL-LEN	0193	D203	04	CETIY
DISCH-CD	2385	NONE		
DT-COMP-MIL-OBL	2328	D104	20	MOCDT
DT-ENT-CUR-AD	0032	D104	05	DECAD
DT-ENT-MIL-SRVC	0030	D104	19	DMOI

Continued on next page

Section A
PMIS INQUIRY SCREENS

PMIS Inquiry Screen 5, Continued

**Field Information,
Continued**

Cobol Field Name	Seq#	“D” Action		Alias
EFF-AD-TERM-DT	2312	D104	07	CGSDT
EFF-AD-TERM-SPD	2383	D104	08	
EFF-LOSS-DT	1064	D104	10	EFDT
EFF-LOSS-SPD	2382	D104	11	GAOCD
EFF-RETIRE-DT	2386	D104	12	
EXP-AD-TERM-DT	0168	D104	06	EXTDT
EXP-LOSS-DT	2316	D104	09	TTLDT
EXT-EFF-DT	0448	D306	07	EDX
EXT-RCVD-CD	0451	D306	09	RBP1X
EXT-REXT-NBR	0454	D306	08	NX
EXTS-TOT-LEN	0449	D306	11	TXB
FED-SVC-BASE-DT	0299	D104	18	TAFS
FIRST-EXT-LEN	0450	D306	10	TX
INV-RET-EFF-DT	0452	D306	05	ABCTX
ORIG-CG-ENL-DT	1595	D104	22	DTOAD
ORIG-ENL-EXP-DT	0453	D306	06	ABRTX
ORIG-CG-ENL-DT	1595	D104	22	DTOAD
ORIG-ENL-EXP-DT	0453	D306	06	ABRTX
PAY-BASE-DT	0031	NONE		PBD
PAY-BASE-VER-CD	0089	NONE		PEBCD
PEND-TERM-CD	0234	D104	02	PDSC
PEND-TERM-DT	0236	D104	01	PDCDT
PRI-AD-TERM-DT	1062	D104	26	APPDT
PRI-AD-TERM-SPD	2384	D104	27	GAOAP
PRI-EFF-LOSS-DT	1593	D104	24	DTSEP
PRI-EFF-LOSS-SPD	2381	D104	25	GAODS
PRI-ENL-CD	0194	D203	18	PENL
RENL-CD	0216	D104	31	TYPE5
REQ-TERM-CD	1061	D104	04	ANTCD
REQ-TERM-DT	1060	D104	03	ANTDT
RES-AD-LEN	0191	D203	25	TERM
SEP-PAY-DT	2426	D320	05	SEPDT
SEP-PAY-AMT	2427	D320	06	SEPAM
SEP-PAY-CD	2428	D320	07UJ	SEPCD
RETENTION-CD	2343	D104	14	RTNCD
RETIRE-CD	1065	D104	13	EFCD
REXT-EFF-DT	0455	D307	06	EDRX
REXT-LEN	0456	D307	07	TRX
REXT-RCVD-CD	0457	D307	05	ABRX
TOT-DED-TM	0196	D203	12	EXTD

Continued on next page

Section A
PMIS INQUIRY SCREENS

PMIS Inquiry Screen 6

General

PMIS Inquiry Screen 6 contains current unit information and pending transfer information regarding the member.

123456789 COASTIE	37008	J-AEZ MAINT-DT 000314 SOCS-DT 920303 #06
*** CURRENT UNIT INFORMATION ***		*** PENDING TRANSFER INFORMATION ***
BCN	5387803	DEST-DISTOPFACRU
		EST-DEPT-DT
ASG-REASON		EST-ARR-DT
PERM-UNIT-DIST	13	NEW-OBC
PERM-UNIT-OPFAC	36500	DEST-OPFAC-MOD
RU-DIST	33	NEW-EXP-IND
RU-OPFAC	46000	SPEC-TRNG-CD
RU	01	PROJ-ROT-DT
DT-RPTD-PERM-UNIT	990702	DETAIL-REM
DT-RPTD-PERM-DIST	990702	PEND-RPT-DEPT-DT
DUTY-STAT-CD	D1	ORD-AMEND-CX-CD
DUTY-STAT-DT	990702	NEW-BCN
COST-CENTER-CD		TRF-TYPE-CD
ROT-DT	030430	ACCT-CD
OPFAC-MOD		PCS-ARR-DT
UNIT-TYPE-CD	474	PO-ASG-IND
BUDGET-CD	J	ENL-ASG-IND
CONUS-FLTG-SHORE-RES	3	0

Field Information

The following is a condensed version of the sequence number sort table for fields located on PMIS Inquiry Screen 6. Refer to the glossary and chapter 3-C for additional information.

Cobol Field Name	Seq#	"D" Action		Alias
ASG-REASON	1491	D100	79	JFLD2
ASGT-OFF-CD	0838	NONE		ASSOF
BCN	0862	D100	16	BCN
BUDGET-CD	0719	D100	08	BGCL
CONUS-FLTG-SHORE-RES	0716	D100	10	CFRCD
COST-CENTER-CD	0204	NONE		TYPE1

Continued on next page

Section A
PMIS INQUIRY SCREENS

PMIS Inquiry Screen 6, continued

**Field Information,
Continued**

Cobol Field Name	Seq#	“D” Action	Alias
DEST-DIST	0117	NONE	PTDUD
DEST-OPFAC	0118	NONE	PTDOP
DEST-OPFAC-MOD	0151	NONE	PTOPM
DEST-RU	0119	NONE	PTDRU
DETAIL-REM	0826	NONE	DETR
DT-RPTD-PERM-DIST	0053	D100 24	DRPTD
DT-RPTD-PERM-UNIT	0038	D100 23	DRPT
DUTY-STAT-CD	0043	D101 40	STATC
DUTY-STAT-DT	0044	D101 41	STATD
ENL-ASG-IND	0937	D101 35	SSFL3
EST-ARR-DT	0114	NONE	PTEDA
EST-DEPT-DT	0113	NONE	PTEDD
NEW-BCN	0864	NONE	PTBCN
NEW-EXP-IND	0122	NONE	PTEXI
NEW-OBC	0116	NONE	PTOBC
OPFAC-MOD	0171	D100 94	MODOP
ORD-AMEND-CX-CD	0827	NONE	PCC
PCS-ARR-DT	1657	D100 38	EDMRJ
PEND-RPT-DEPT-DT	0152	NONE	PTRDT
PEND-TRF-DET-ACCT-CD1	0143	NONE	DAC1
PEND-TRF-DET-ACCT-CD2	0144	NONE	DAC2
PEND-TRF-DET-ACCT-CD3	0145	NONE	DAC3
PEND-TRF-DET-ACCT-CD4	0146	NONE	DAC4
PEND-TRF-DET-ACCT-CD5	0147	NONE	DAC5
PEND-TRF-DET-ACCT-CD6	0148	NONE	DAC6
PEND-TRF-DET-ACCT-CD7	0149	NONE	DAC7
PEND-TRF-DET-ACCT-CD8	0150	NONE	DAC8
PERM-UNIT-DIST	0527	D101 45	UIDD
PERM-UNIT-OPFAC	0577	D101 05	OPFAC
PO-ASG-IND	0935	D101 33	SSFL1
PROJ-ROT-DT	0115	NONE	PTPRD
ROT-DT	0228	D101 26	ROTAT
RU	0530	D101 46	UIDRU
RU-DIST	1238	D100 73	JCOD3
RU-OPFAC	0720	D101 06	OPRU
SPEC-TRNG-CD	0121	NONE	PTSTC
TRF-TYPE-CD	1669	NONE	EDMR7
UNIT-TYPE-CD	0713	NONE	UNTYP

Section A
PMIS INQUIRY SCREENS

PMIS Inquiry Screen 7

General

PMIS Inquiry Screen 7 contains prior unit history information regarding the member.

123456789 COASTIE				37008 J-AEZ MAINT-DT 000314 SOCS-DT 920303 #07									
				**** PRIOR UNIT HISTORY ****									
MTHS-CONUS	205	1 = PRI-UNIT-DIST	5 = PRI-UNIT-RANK										
MTHS-OCONUS	000	2 = PRI-UNIT-OPFAC	6 = PRI-UNIT-OBC										
MTHS-RESTRICTED	000	3 = PRI-UNIT-DT-RPT	7 = PRI-UNIT-TYPE										
		4 = PRI-UNIT-DT-DEPT											
	1 2	3	4	5	6	7	1	2	3	4	5	6	7
1	3167200	791023	791219	15002			13						
2	7461200	800103	800424	36002		3	14						
3	1271112	800424	820513	36005			15						
4	9966261	820514	841113	36006		3	16						
5	1271112	841129	841201	36006		3	17						
6	1271112	841213	880226	36006		3	18						
7	1181112	880226	880627	36006		3	19						
8	1171111	880729	920907	36006		3	20						
9	1120170	920912	930801	36006		3	21						
10	5347400	930820	970615	36007		3	22						
11	2114502	970715	990531	37008		1	23						
12							24						

Field Information

The following is a condensed version of the sequence number sort table for fields located on PMIS Inquiry Screen 7. Refer to the glossary and chapter 3-C for additional information.

Cobol Field Name	Seq#	“D” Action		Alias
MTHS-CONUS	0059	D101	04	OFRES
MTHS-OCONUS	0060	D101	07	OSNOT
MTHS-RESTRICTED	0061	D101	08	OSRES
PRI-UNIT	0097	NONE		PRUNT
PRI-UNIT-DIST	0100	D303	10	PUID
PRI-UNIT-DT-DEPT	0099	D303	08	PUDD
PRI-UNIT-DT-RPT	0098	D303	09	PUDR
PRI-UNIT-OBC	0102	D303	05	POBCM
PRI-UNIT-OPFAC	0101	D303	11	PUIOP
PRI-UNIT-RANK	0103	D303	06	PRANK
PRI-UNIT-TYPE	0269	D303	07	PUCFR

Section A
PMIS INQUIRY SCREENS

PMIS Inquiry Screen 8

General

PMIS Inquiry Screen 8 contains pay grade history information regarding the member.

123456789 COASTIE				37008 J-AEZ MAINT-DT 000314 SOCS-DT 920303 #08					
**** PAY GRADE HISTORY ****									
	PAYGH- DT	PAYGH- GRADE	PAYGH- CD	PAYGH- RANK-RATE		PAYGH- DT	PAYGH- GRADE	PAYGH- CD	PAYGH- RANK-RATE
1	791023	E1	P			13			
2	791219	E2	P			14			
3	800424	E2	P			15			
4	800617	E3	P			16			
5	801217	E4	P			17			
6	810801	E5	P			18			
7	831201	E6	P			19			
8	901101	E7	P	370		20			
9	980601	E8	P	370		21			
10						22			
11						23			
12						24			
PEND-PROMO-PAYG									
PEND-PROMO-NBR									
PEND-PROMO-DT									

Field Information

The following is a condensed version of the sequence number sort table for fields located on PMIS Inquiry Screen 8. Refer to the glossary and chapter 3-C for additional information.

Cobol Field Name	Seq#	“D” Action		Alias
PAYGH-CD	0042	D300	05	PGHCD
PAYGH-DT	0040	D300	06	PGHDT
PAYGH-GRADE	0041	D300	07	PGHPG
PAYGH-RANK-RATE	2408	D300	08	PGHRR
PEND-PROMO-DT	0110	NONE		PPGRD
PEND-PROMO-NBR	0109	NONE		PPRON
PEND-PROMO-PAYG	0108	NONE		PPGR

Section A
PMIS INQUIRY SCREENS

PMIS Inquiry Screen 10

General

PMIS Inquiry Screen 10 contains aviator information regarding the member.

```

123456789 COASTIE                00005 A-AOZ MAINT-DT 000429 SOCS-DT 910205 #10

          **** AVIATOR INFORMATION ****

AVINF-OCC           01                VC4A-QUAL
SUSP-DT            920921            VS11A-QUAL
TOT-FLT-TM         01706            E2C-QUAL
TOT-ROT-WING-TM   01706            C130-QUAL
FLT-TM-POST-DT   860430            H3-QUAL
                                     HU16-QUAL
                                     HU25-QUAL
                                     H65-QUAL
SHIP-HELO-QUAL    Q                SHIP-HELO-QUAL
                                     HH60-QUAL
    
```

Field Information

The following is a condensed version of the sequence number sort table for fields located on PMIS Inquiry Screen 10. Refer to the glossary and chapter 3-C for additional information.

Cobol Field Name	Seq#	“D “ Action	Alias
AVI-INFO	0069	NONE	AVINF
AVINF-OCC	2404	NONE	
C130-QUAL	0080	NONE	DC130
E2C-QUAL	0079	NONE	DE-2
FLT-TM-POST-DT	0070	NONE	DCFT
H3-QUAL	0081	NONE	DH3
H65-QUAL	0329	NONE	FTPTP
HU16-QUAL	0083	NONE	DHU16
HU25-QUAL	0084	NONE	DOTHR
SHIP-HELO-QUAL	0073	D200 04	AVIRR
SUSP-DT	1174	D200 15	DT11
TOT-FLT-TM	0074	NONE	FTTPH
TOT-ROT-WING-TM	0075	NONE	FTTRH
VC4A-QUAL	0077	NONE	DEV4
VS11A-QUAL	0078	NONE	DVC11

Section A
PMIS INQUIRY SCREENS

PMIS Inquiry Screen 12

General

PMIS Inquiry Screen 12 contains reserve unique information regarding the member.

123456789 COASTIE	01304	-HWZ MAINT-DT	000430	SOCS-DT	#12
**** RESERVE UNIQUE INFORMATION ****					
RES-DIST	53	CIV-OCC-CD		722131	
RES-OPFAC	47400	RES-INIT-ENTRY-DT		731103	
RES-ASSIGN-DT	951201	RES-DRILL-OBL-DT		881014	
RES-CAT	R	RES-STANDBY-CD		0	
RES-CLASS	Q	RES-TRNG-RATING			
RES-TRA/PAY-CAT	A	RES-TRNG-RATING-DT			
RES-TRA/PAY-CAT-DT	960612	RMGIB-ELIG-STAT		C	
PRI-RES-TRA/PAY-CAT	H	RMGIB-START-DT		000000	
P&A-ACCRU-DT	960906	RMGIB-STOP-DT		000000	
RES-ANNIV-DT	1103	RMGIB-OBL-SVC		00	
RES-SCREEN-DT	9411	RMGIB-PENAL-STAT		0	
RES-SCREEN-CD	1	RES-PHYS-EXAM-CD		Q	
RES-RTB-LTR-DT		RES-PHYS-EXAM-DT		950505	
RES-RTB-RESPONSE-DT		RCSBP ELECTION CODE			
RES-RTB-RESPONSE		RCSBP ELECTION DATE			
RES-RTB-OPTION		RES-RTB-TFR-CD			
RES-RTB-ELIG-DT		RES-PPO			
		RES-2X2X4-2X4			

Field Information

The following is a condensed version of the sequence number sort table for fields located on PMIS Inquiry Screen 12. Refer to the glossary and chapter 3-C for additional information.

Cobol Field Name	Seq#	"D" Action	Alias
CIV-OCC-CD	2330	NONE	COCD
P&A-ACCRUE-DT	2323	D101 54	RPADT
PRI-RES-TRA/PAY-CAT	2322	D101 59	RPRTR
RCSBP-ELECTION-CD	2399	NONE	
RCSBP-ELECTION-DT	2400	NONE	
RES-ANNIV-DT	2324	R900 02	RANDT
RES-ASSIGN-DT	2317	D101 52	RHDSU
RES-CAT	2318	D101 56	RCAT

Continued on next page

Section A
PMIS INQUIRY SCREENS

PMIS Inquiry Screen 12, continued

Field Information, Continued

Cobol Field Name	Seq#	“D” Action	Alias
RES-CLASS	2319	D101 57	RCLAS
RES-DIST	2313	NONE	RHDSO
RES-DRILL-OBL-DT	2332	NONE	DRODT
RES-INIT-ENTRY-DT	2331	D101 55	INTDT
RES-OPFAC	2314	NONE	RHDSO
RES-PPO	2416	D104 09	RPPO
RES-RTB-ELIG-DT	2422	NONE	RELIG
RES-RTB-LTR-DT	2418	NONE	RLTR
RES-RTB-OPTION	2421	NONE	ROPT
RES-RTB-RESPONSE	2420	NONE	RRS
RES-RTB-RESPONSE-DT	2419	NONE	RRSDT
RES-RTB-TFR-CD	2415	NONE	RTFR
RES-2X2X2-2X4	2417	NONE	R2X2
RES-SCREEN-CD	2327	NONE	RSQCD
RES-SCREEN-DT	2326	NONE	RSQDT
RES-STANDBY-CD	2329	NONE	RSRSN
RES-TRA/PAY-CAT	2320	D101 58	RTRPA
RES-TRA/PAY-CAT-DT	2321	D101 53	RTRDT
RES-TRNG-RATING	2325	NONE	RTRRT
RES-TRNG-RATING-DT	2431	D101 55	RTRRD
RMGIB-ELIG-STAT	2387	D111 01	
RMGIB-OBL-SVC	2390	D111 04	
RMGIB-PENAL-STAT	2391	D111 05	
RMGIB-START-DT	2388	D111 02	
RMGIB-STOP-DT	2389	D111 03	

Section B GLOSSARY

Section Overview

Introduction The glossary lists data elements alphabetically by COBOL name. The top line of each definition consists of the COBOL name, sequence number and long title assigned to that data element. Immediately below is a complete description of that particular element including any codes used and their meanings.

In this section

Topic	See Page
Glossary Listing	3-B-2

**Section B
GLOSSARY**

Glossary Listing

General This glossary is listed alphabetically by COBAL name and provides the sequence number, PMIS Database Screen, and a complete description of each data element.

ACCT-CD **Pending Transfer Detailer Accounting Code**
Sequence #0142 PMIS Database Screen 05

Group identification for accounting code assigned by detailer to a member's pending transfer. Includes sequence numbers 0143 through 0150.

AD-BASE-DT **Active Duty Base Date**
Sequence #0029 PMIS Database Screen 05

The constructive date of cumulative active service (will be the date of commission/enlistment for members with no prior military service, breaks in service, or deductible time). Used for calculating the number of years and months of service to determine a member's retired pay multiplier. Adjustments must be made in accordance with [HRSICINST M1000.2A, Personnel and Pay Procedures Manual \(3PM\)](#). NOTE: THE ACTIVE DUTY BASE DATE CANNOT BE PRIOR TO THE PAY BASE DATE.

ADC-AREA1 **Next Duty Preference District/Area Choice 1**
Sequence #0205 PMIS Database Screen 13

A two-character alpha/numeric code to indicate the member's preference for next area/unit assignment.

CODE MEANING

AA Atlantic Area

EC East Coast

GC Gulf Coast

AE Activities Europe

PA Pacific Area

WC West Coast

GI Governors Island

01 through 17 Specific district desired

20 through 99 Specific Headquarters unit desired

SP Special duty assignment as listed in [Chapter 4, CG Personnel Manual](#) (e.g., recruiting, instructor, intelligence, etc.)

TA Class A training request

Continued on next page

**Section B
GLOSSARY**

Glossary Listing, Continued

ADC-AREA2

NEXT DUTY PREFERENCE DISTRICT/AREA CHOICE 2

Sequence #0208 PMIS Database Screen 13

A two-character alpha/numeric code to indicate the member's second preference for next area/unit assignment. These codes are the same as those listed under [ADC-AREA1](#).

DC-AREA3

NEXT DUTY PREFERENCE DISTRICT/AREA CHOICE 3

Sequence #0211 PMIS Database Screen 13

A two-character alpha/numeric code to indicate the member's third preference for next area/unit assignment. These codes are the same as those listed under [ADC-AREA1](#).

ADC-AREA4

NEXT DUTY PREFERENCE DISTRICT/AREA CHOICE 4

Sequence #0214 PMIS Database Screen 13

A two-character alpha/numeric code to indicate the member's fourth preference for next area/unit assignment. These codes are the same as those listed under [ADC-AREA1](#).

ADC-AREA5

NEXT DUTY PREFERENCE DISTRICT/AREA CHOICE 5

Sequence #0217 PMIS Database Screen 13

A two-character alpha/numeric code to indicate the member's fifth preference for next area/unit assignment. These codes are the same as those listed under [ADC-AREA1](#).

ADC-AREA6

NEXT DUTY PREFERENCE DISTRICT/AREA CHOICE 6

Sequence #0220 PMIS Database Screen 13

A two-character alpha/numeric code to indicate the member's sixth preference for next area/unit assignment. These codes are those listed under [ADC-AREA1](#).

Continued on next page

**Section B
GLOSSARY**

Glossary Listing, Continued

ADC-AREA7 **NEXT DUTY PREFERENCE DISTRICT/AREA CHOICE 7**
Sequence #0223 PMIS Database Screen 13

A two-character alpha/numeric code to indicate the member's seventh preference for next area/unit assignment. These codes are the same as those listed under [ADC-AREA1](#).

ADC-AREA8 **NEXT DUTY PREFERENCE DISTRICT/AREA CHOICE 8**
Sequence #0226 PMIS Database Screen 13

A two-character alpha/numeric code to indicate the member's eighth preference for next area/unit assignment. These codes are the same as those listed under [ADC-AREA1](#).

**ADC-ASSIGN-
CD-1** **ASSIGNMENT CONSIDERATIONS**
Sequence #2364 PMIS Database Screen 13

A one-character alpha/numeric code to indicate the member's considerations regarding future Coast Guard assignment desires.

CODE MEANING
X Marked as indicated
Blank Not applicable

**ADC-ASSIGN-
CD-2** **ASSIGNMENT CONSIDERATIONS**
Sequence #2365 PMIS Database Screen 13

A one-character alpha/numeric code to indicate the member's considerations regarding future Coast Guard assignment desires.

CODE MEANING
X Marked as indicated
Blank Not applicable

Continued on next page

**Section B
GLOSSARY**

Glossary Listing, Continued

ASSIGN-CD-3

ASSIGNMENT CONSIDERATIONS

Sequence #2366 PMIS Database Screen 13

A one-character alpha/numeric code to indicate the member's considerations regarding future Coast Guard assignment desires.

CODE MEANING

X Marked as indicated

Blank Not applicable

**ADC-ASSIGN-
CD-4**

ASSIGNMENT CONSIDERATIONS

Sequence #2367 PMIS Database Screen 13

A one-character alpha/numeric code to indicate the member's considerations regarding future Coast Guard assignment desires.

CODE MEANING

X Marked as indicated

Blank Not applicable

**ADC-CAREER-
PLANS-CD**

ASSIGNMENT DATA INTENTIONS

Sequence #0470 PMIS Database Screen 13

The member's intentions regarding future Coast Guard career plans and the expected date when such anticipated action is to occur. The codes/meanings for the first digit are shown below. The next 4 digits are the date in YYMM format. The sixth digit is not currently utilized.

CODE MEANING

I Integrate

D Discharge/Resign

R Retire

U Undecided

X Extend/Reenlist

Continued on next page

**Section B
GLOSSARY**

Glossary Listing, Continued

**ADC-CO-
COMMENTS**

COMMANDING OFFICER'S COMMENTS

Sequence #2372 PMIS Database Screen 13

A one-character alpha code to indicate whether the commanding officer has entered any comments about the enlisted member.

CODE MEANING

Y Yes

N No

ADC-CO-END

ASSIGNMENT DATE CO ENDORSEMENT

Sequence #0199 PMIS Database Screen 13

A one-character alpha code to indicate the action taken on an Assignment Data (CG-3698A) by the member's commanding officer.

Code	Meaning
A	Approved
C	Conditionally Approved
D	Disapproved

**ADC-CO-SPEC-
DTY-END**

SPECIAL OR INDEPENDENT DUTY

Sequence #2371 PMIS Database Screen 13

A one-character alpha code to indicate approval or disapproval if member requested special or independent duty.

CODE MEANING

R Recommended

N Not recommended

Blank Not applicable

**ADC-DESIRE-
TX-MO**

TRANSFER FROM CURRENT ASSIGNMENT DATE MONTH

Sequence #2373 PMIS Database Screen 13

A two-character numeric code to indicate the member's desired transfer date.

Continued on next page

**Section B
GLOSSARY**

Glossary Listing, Continued

**ADC-DESIRE-
TX-YR**

TRANSFER FROM CURRENT ASSIGNMENT DATE YEAR

Sequence #2374 PMIS Database Screen 13

A two-character numeric code to indicate the member's desired transfer date.

ADC-EFF-DT

ADC EFFECTIVE DATE

Sequence #0198 PMIS Database Screen 13

The date a member last submitted an Assignment Data (CG-3698A).

**ADC-HM-
PHONE**

TELEPHONE NUMBER HOME

Sequence #2369 PMIS Database Screen 13

A 15 character numeric code to indicate the member's telephone number. Internal numbers are not included.

**ADC-LAST-
SWE-MO**

LAST SERVICEWIDE EXAMINATION DATE MONTH

Sequence #2362 PMIS Database Screen 13

A two-character numeric code to indicate the member's date of completion of last servicewide examination.

**ADC-LAST-
SWE-YR**

LAST SERVICEWIDE EXAMINATION DATE YEAR

Sequence #2363 PMIS Database Screen 13

A two-character numeric code to indicate the member's date of completion of last servicewide examination.

Continued on next page

**Section B
GLOSSARY**

Glossary Listing, Continued

**ADC-LEAST-
AREA1**

NEXT DUTY PREFERENCE LEAST DESIRED AREA NO. 1
Sequence #0203 PMIS Database Screen 13

A two-character alpha/numeric code to indicate the member's least desired area of assignment preference.

CODE MEANING

AA Atlantic Area

EC East Coast

GC Gulf Coast

AE Activities Europe

PA Pacific Area

WC West Coast

GI Governors Island

01 through 17 Specific district least desired

20 through 29 Specific Headquarters unit least desired

SP Special duty assignment such as recruiting, intelligence, instructor, etc.
least desired

**ADC-LEAST-
AREA2**

NEXT DUTY PREFERENCE LEAST DESIRED AREA NO. 2
Sequence #1155 PMIS Database Screen 13

A two-character alpha/numeric code to indicate the member's second least desired area of assignment preference. These codes are the same as those listed in **ADC-LEAST-AREA1**.

**ADC-LEAST-
OPFAC2**

NEXT DUTY PREFERENCE LEAST DESIRED OPFAC NO. 2
Sequence #2359 PMIS Database Screen 13

A five-character numeric code to indicate the member's least desired OPFAC preference for next assignment. OPFACs may be found in the [Enlisted Billet Manual, COMDTINST M5320.6 \(series\)](#) and the [Commissioned and Warrant Officer Billet Manual, COMDTINST M5320.7 \(series\)](#). In addition, there are general OPFACs, which identify types of units.

Continued on next page

**Section B
GLOSSARY**

Glossary Listing, Continued

**ADC-MBR-
COMMENTS**

MEMBER'S COMMENTS

Sequence #2370 PMIS Database Screen 13

A one-character alpha code to indicate if member has comments.

CODE MEANING

N Member does not have comments

Y Member has comments

ADC-MODOP1

NEXT DUTY PREFERENCE OFFICE/DIVISION CHOICE 1

Sequence #2350 PMIS Database Screen 13

A three-character alpha/numeric code to indicate the member's preference for next assignment. MODOPs may be found in the [Commissioned and Warrant Officer Billet Manual, COMDTINST M5320.7 \(series\)](#)

ADC-MODOP2

NEXT DUTY PREFERENCE OFFICE/DIVISION CHOICE 2

Sequence #2351 PMIS Database Screen 13

A three-character alpha/numeric code to indicate the member's preference for next assignment. MODOPs may be found in the [Commissioned and Warrant Officer Billet Manual, COMDTINST M5320.7 \(series\)](#).

ADC-MODOP3

NEXT DUTY PREFERENCE OFFICE/DIVISION CHOICE 3

Sequence #2352 PMIS Database Screen 13

A three-character alpha/numeric code to indicate the member's preference for next assignment. MODOPs may be found in the [Commissioned and Warrant Officer Billet Manual, COMDTINST M5320.7 \(series\)](#).

Continued on next page

**Section B
GLOSSARY**

Glossary Listing, Continued

ADC-MODOP4 NEXT DUTY PREFERENCE OFFICE/DIVISION CHOICE 4

Sequence #2353 PMIS Database Screen 13

A three-character alpha/numeric code to indicate the member's preference for next assignment. MODOPs may be found in the [Commissioned and Warrant Officer Billet Manual, COMDTINST M5320.7 \(series\)](#).

ADC-MODOP5 NEXT DUTY PREFERENCE OFFICE/DIVISION CHOICE 5

Sequence #2354 PMIS Database Screen 13

A three-character alpha/numeric code to indicate the member's preference for next assignment. MODOPs may be found in the [Commissioned and Warrant Officer Billet Manual, COMDTINST M5320.7 \(series\)](#).

ADC-MODOP6 NEXT DUTY PREFERENCE OFFICE/DIVISION CHOICE 6

Sequence #2355 PMIS Database Screen 13

A three-character alpha/numeric code to indicate the member's preference for next assignment. MODOPs may be found in the [Commissioned and Warrant Officer Billet Manual, COMDTINST M5320.7 \(series\)](#).

ADC-MODOP7 NEXT DUTY PREFERENCE OFFICE/DIVISION CHOICE 7

Sequence #2356 PMIS Database Screen 13

A three-character alpha/numeric code to indicate the member's preference for next assignment. MODOPs may be found in the [Commissioned and Warrant Officer Billet Manual, COMDTINST M5320.7 \(series\)](#).

Continued on next page

**Section B
GLOSSARY**

Glossary Listing, Continued

ADC-MODOP8 NEXT DUTY PREFERENCE OFFICE/DIVISION CHOICE 8

Sequence #2357 PMIS Database Screen 13

A three-character alpha/numeric code to indicate the member's preference for next assignment. MODOPs may be found in the [Commissioned and Warrant Officer Billet Manual, COMDTINST M4320.7 \(series\)](#).

ADC-OBC1 NEXT DUTY PREFERENCE TYPE DUTY CHOICE 1

Sequence #1663 PMIS Database Screen 13

A six-character alpha/numeric code to indicate the member's choice for type of duty at his/her first preference for next duty station assignment. These codes, also known as Officer Billet Codes (OBC), may be found in the [Commissioned and Warrant Officer Billet Manual, COMDTINST M5320.7 \(series\)](#).

ADC-OBC2 NEXT DUTY PREFERENCE TYPE DUTY CHOICE 2

Sequence #1664 PMIS Database Screen 13

A six-character alpha/numeric code to indicate the member's choice for type of duty at his/her second preference for next duty station . These codes, also known as Officer Billet Codes (OBC), may be found in the [Commissioned and Warrant Officer Billet Manual, COMDTINST M5320.7 \(series\)](#).

ADC-OBC3 EXT DUTY PREFERENCE TYPE DUTY CHOICE 3

Sequence #1659 PMIS Database Screen 13

A six-character alpha/numeric code to indicate the member's choice for type of duty at his/her third preference for next duty station assignment. These codes, also known as Officer Billet Codes (OBC), may be found in the [Commissioned and Warrant Officer Billet Manual, COMDTINST M5320.7 \(series\)](#).

Continued on next page

**Section B
GLOSSARY**

Glossary Listing, Continued

ADC-OBC4

NEXT DUTY PREFERENCE TYPE DUTY CHOICE 4

Sequence #1660 PMIS Database Screen 13

A six-character alpha/numeric code to indicate the member's choice for type of duty at his/her fourth preference for next duty station. These codes, also known as Officer Billet Codes (OBC), may be found in the [Commissioned and Warrant Officer Billet Manual, COMDTINST M5320.7 \(series\)](#).

ADC-OBC5

NEXT DUTY PREFERENCE TYPE DUTY CHOICE 5

Sequence #1662 PMIS Database Screen 13

A six-character alpha/numeric code to indicate the member's choice for type of duty at his/her fifth preference for next duty station assignment. These codes, also known as Officer Billet Codes (OBC), may be found in the [Commissioned and Warrant Officer Billet Manual, COMDTINST M5320.7 \(series\)](#).

ADC-OBC6

NEXT DUTY PREFERENCE TYPE DUTY CHOICE 6

Sequence #1661 PMIS Database Screen 13

A six-character alpha/numeric code to indicate the member's choice for type of duty at his/her sixth preference for next duty station assignment. These codes, also known as Officer Billet Codes (OBC), may be found in the [Commissioned and Warrant Officer Billet Manual, COMDTINST M5320.7 \(series\)](#).

ADC-OBC7

NEXT DUTY PREFERENCE TYPE DUTY CHOICE 7

Sequence #1653 PMIS Database Screen 13

A six-character alpha/numeric code to indicate the member's choice for type of duty at his/her seventh preference for next duty station. These codes, also known as Officer Billet Codes (OBC), may be found in the [Commissioned and Warrant Officer Billet Manual, COMDTINST M5320.7 \(series\)](#).

Continued on next page

**Section B
GLOSSARY**

Glossary Listing, Continued

ADC-OBC8

NEXT DUTY PREFERENCE TYPE DUTY CHOICE 8

Sequence #1654 PMIS Database Screen 13

A six-character alpha/numeric code to indicate the member's choice for type of duty at his/her eighth preference for next duty station assignment. These codes, also known as Officer Billet Codes (OBC), may be found in the [Commissioned and Warrant Officer Billet Manual, COMDTINST M5320.7 \(series\)](#).

ADC-OPFAC1

NEXT DUTY PREFERENCE UNIT OPFAC CHOICE 1

Sequence #0206 PMIS Database Screen 13

A five-character numeric code to indicate the member's preference for next unit assignment. OPFAC codes may be found in Operating Facilities of the, COMDTINST M5440.2 (series).

ADC-OPFAC2

NEXT DUTY PREFERENCE UNIT OPFAC CHOICE 2

Sequence #0209 PMIS Database Screen 13

A five-character numeric code to indicate the member's second preference for next unit assignment. OPFAC codes may be found in Operating Facilities of the, COMDTINST M5440.2 (series).

ADC-OPFAC3

NEXT DUTY PREFERENCE UNIT OPFAC CHOICE 3

Sequence #0212 PMIS Database Screen 13

A five-character numeric code to indicate the member's third preference for next unit assignment. OPFAC codes may be found in Operating Facilities of the, COMDTINST M5440.2 (series).

Continued on next page

**Section B
GLOSSARY**

Glossary Listing, Continued

ADC-OPFAC4

NEXT DUTY PREFERENCE UNIT OPFAC CHOICE 4

Sequence #0215 PMIS Database Screen 13

A five-character numeric code to indicate the member's fourth preference for next unit assignment. OPFAC codes may be found in Operating Facilities of the, COMDTINST M5440.2 (series).

ADC-OPFAC5

NEXT DUTY PREFERENCE UNIT OPFAC CHOICE 5

Sequence #0218 PMIS Database Screen 13

A five-character numeric code to indicate the member's fifth preference for next unit assignment. OPFAC codes may be found in Operating Facilities of the, COMDTINST M5440.2 (series).

ADC-OPFAC6

NEXT DUTY PREFERENCE UNIT OPFAC CHOICE 6

Sequence #0221 PMIS Database Screen 13

A five-character numeric code to indicate the member's sixth preference for next unit assignment. OPFAC codes may be found in Operating Facilities of the, COMDTINST M5440.2 (series).

ADC-OPFAC7

NEXT DUTY PREFERENCE UNIT OPFAC CHOICE 7

Sequence #0224 PMIS Database Screen 13

A five-character numeric code to indicate the member's seventh preference for next unit assignment. OPFAC codes may be found in Operating Facilities of the, COMDTINST M5440.2 (series).

Continued on next page

**Section B
GLOSSARY**

Glossary Listing, Continued

ADC-OPFAC8

NEXT DUTY PREFERENCE UNIT OPFAC CHOICE 8

Sequence #0227 PMIS Database Screen 13

A five-character numeric code to indicate the member's eighth preference for next unit assignment. OPFAC codes may be found in Operating Facilities of the, COMDTINST M5440.2 (series).

**ADC-TOUR-
COMP-M0**

TOUR COMPLETION DATE MONTH

Sequence #2360 PMIS Database Screen 13

A two-character numeric code to indicate the member's month of completion of current assignment.

**ADC-TOUR-
COMP-YR**

TOUR COMPLETION DATE YEAR

Sequence #2361 PMIS Database Screen 13

A two-character numeric code to indicate the member's year of completion of current assignment.

**ADC-WK-
PHONE**

TELEPHONE NUMBER WORK

Sequence #2368 PMIS Database Screen 13

A 15-character numeric code to indicate the member's telephone number. Internal numbers are not included.

**AF-QUAL-
TEST-NM**

ENLISTED INITIAL QUALIFICATION TEST NAME

Sequence #0184 PMIS Database Screen 11

The AFQT test (Armed Forces Qualification Test) given to applicants for enlistment in the Coast Guard. Score on this test may be found in sequence number 0185 -- AF-QUAL-TEST-SCORE.

Continued on next page

**Section B
GLOSSARY**

Glossary Listing, Continued

**AF-QUAL-TEST-
SCORE**

ENLISTED INITIAL QUALIFICATION TEST SCORE

Sequence #0185 PMIS Database Screen 11

Score of test taken at time of enlistment and shown in sequence number 0184 -- AF-QUAL-TEST-NM.

**ASG-DATA-
ADD-
COMMENTS-
FLG**

ASSIGNMENT DATA ADDITIONAL COMMENTS FLAG

Sequence #1068 PMIS Database Screen 13

A one-character alpha code to indicate whether or not the member has any comments in the Member's Comments block of the CG-3698A.

CODE MEANING

Y Yes

N No

ASG-REASON

ASSIGNMENT REASON

Sequence #1491 PMIS Database Screen 06

A two-character alpha/numeric code to indicate Detailer Remarks from the Rough Order Form (CGHQ-4961) and updated by Reporting Endorsement processing. First digit indicates type of duty transferred from; Second digit indicates type of duty transferred to.

- [See "D" Action 100, element code 79](#)
-

Continued on next page

**Section B
GLOSSARY**

Glossary Listing, Continued

ASGT-OFF-CD

ASSIGNMENT OFFICER CODE

Sequence #0838 PMIS Database Screen 06

A two character alpha/numeric code to identify the member's assignment detailer.

CODE MEANING

20	Chief, Officer Assignments Branch
21	Afloat Deck Assignments
22	Operations Ashore Assignments
23	Aviation Assignments
24	Engineering and CWO (COMMS) Assignments
25	Marine Safety Assignments
26	CWO (ELC, ENG, MAT, WEPS) Assignments
27	Administrative Assignments
28	CWO (F&S, PERS, AVI, INF) and Medical Assignments
29	Administrative Purposes Only
30	Not Used Presently
31	Retirement Orders

Enlisted assignment detailer codes are the same as the two-character ratings (BM, ET, PA, etc.) or the first two letters of three-character ratings, e.g., MS for MST.

Exceptions are:

CODE MEANING

AV	All Aviation Ratings
NC	All Non-rated Personnel

AVI-INFO

AVIATOR INFORMATION

Sequence #0069 PMIS Database Screen 10

Group identification for aviator information. Includes sequence numbers 0073 through 0084, 0329 and 1174. This element occurs once.

Continued on next page

**Section B
GLOSSARY**

Glossary Listing, Continued

AVINF-OCC

AVIATOR INFORMATION OCCURRENCE

Sequence #2404 PMIS Database Screen 10

A two-character numeric code to indicate the presence or absence of aviation information.

CODE MEANING

00 Member not in aviation status.

01 Aviator information present SUSP-DT indicates if member is still in aviation status.

BAH-CD

PAY ENTITLEMENT BASIC ALLOWANCE FOR QUARTERS (BAH) CODE

Sequence #0063 PMIS Database Screen 04

- A one-character alpha/numeric code to indicate the type BAH to which the member is entitled.

Code	Description
A	W/Dpns; Mbr and/or Dpns assign adequate CG-owned qtrs
B	W/Dpns; Mbr and/or Dpns assign adequate CG-leased qtrs
C	W/Dpns; Mbr and/or Dpns assign adequate DOD owned qtrs
D	W/O Dpns; or spouse in service no other Dpns; CG owned single qtrs
E	W/O Dpns; or spouse in service no other Dpns; CG owned family qtrs
F	W/O Dpns; or spouse in service no other Dpns; DOD owned single qtrs
G	W/O Dpns; Mbr not assigned govt qtrs
H	Spouse in service no other dpns; Mbr not assign qtrs
I	W/Dpns; Mbr assign inadequate CG-owned qtrs; check for rent
K	W/Dpns; Mbr assign inadequate DOD-own family qtrs; check rent
L	W/Dpns; Mbr not assigned govt qtrs
M	W/O DPNS; or W/spouse in service no other dpns; inadequate CG-owned qtrs
N	W/O DPNS; or W/spouse in service no other dpns; inadequate DOD-owned qtrs.
O	BAH II adeq qtrs, BAH w/dependents suspended. Member failed to verify CG 4170A.
P	BAH II Differential for support on or aft 12/5/91; CG-own sgl
Q	BAH II Differential for support on or aft 12/5/91; CG-lea sgl
R	BAH II Differential for support on or aft 12/5/91; no govt qtr
S	BAH II Differential Grandfathered
X	Entitlement to BAH terminated (separation)
Y	Entitlement to BAH terminated (departed PCS, no Dependents)
Z	Entitlement to BAH terminated (BAH with dependents stopped via Direct Access reflects no dependents).

Continued on next page

**Section B
GLOSSARY**

Glossary Listing, Continued

BAH-DT

BAH DATE

Sequence #0270 PMIS Database Screen 14

The date on which a member became entitled to BAH as reported in sequence number 0063 -- BAH-CD.

BATT-TEST1-DT

BASIC BATTERY TEST SCORES FIRST DATE

Sequence #1652 PMIS Database Screen 11

The effective date an enlisted member's basic battery test scores were initially taken. See sequence numbers 1699 and 1700 for dates test or test portions retaken.

BATT-TEST1-VER

BASIC BATTERY TEST - FIRST VERSION

Sequence #1674 PMIS Database Screen 11

The test version of the initial basic battery test. See sequence numbers 1675 and 1676 for the version of the test or test portions retaken.

BATT-TEST2-DT

BASIC BATTERY TEST SCORES SECOND DATE

Sequence #1699 PMIS Database Screen 11

The effective date the member took the basic battery test (or portions of) for the second time.

BATT-TEST2-VER

BASIC BATTERY TEST - SECOND VERSION

Sequence #1675 PMIS Database Screen 11

The test version that corresponds with the basic battery test (or portion of) taken the second time. See sequence number 1674 for the original version taken.

Continued on next page

**Section B
GLOSSARY**

Glossary Listing, Continued

**BATT-TEST3-
DT**

BASIC BATTERY TEST SCORES THIRD DATE

Sequence #1700 PMIS Database Screen 11

The effective date the member took the basic battery test (or portions of) for the third time. If member has taken the test, or portions of the test more than 3 times, this field will contain the effective date of the last time any portion of the test was taken. See sequence numbers 1652 and 1699 for the dates of the original and second test effective dates.

**BATT-TEST3-
VER**

BASIC BATTERY TEST - THIRD VERSION

Sequence #1676 PMIS Database Screen 11

The test version that corresponds with the basic battery test (or portions of) taken the third time. If member has taken the test (or portions of) more than three times, this will be the last version taken. See sequence numbers 1674 and 1675 for the first and second version taken.

BCN

BILLET CONTROL NUMBER

Sequence #0862 PMIS Database Screen 06

A seven-character alpha/numeric code to identify, for officers and enlisted, the specific position held at the member's current permanent unit specified in sequence number 0577.

BIRTH-CITY

MEMBER PLACE OF BIRTH CITY

Sequence #0189 PMIS Database Screen 01

The city in which the member was born.

BIRTH-DT

DATE OF BIRTH

Sequence #0013 PMIS Database Screen 01

Member's date of birth.

Continued on next page

**Section B
GLOSSARY**

Glossary Listing, Continued

BIRTH-ST **MEMBER PLACE OF BIRTH STATE CODE**
Sequence #0190 PMIS Database Screen 01

A two-character alpha code to indicate the state in which the member was born. State codes may be found in [Enclosure \(9\) of the 3PM](#).

BUDGET-CD **BUDGET-GROUP-CLASSIFICATION CODE**
Sequence #0719 PMIS Database Screen 06

A one-character alpha code to indicate the Budget Group Classification of the member's permanent duty station as specified in sequence number 0577.

Code	Budget Group	Code	Budget Group
A	Cutter	H	Repair or Supply Activity
B	Patrol Craft	I	Training or Recruiting Unit
C	Tug	J	General Administrative or Control
D	Buoy Tender	K	Not elsewhere Classified
E	Miscellaneous Floating Unit	M	Not elsewhere Classified
F	Aviation Unit	S	Recruiting Station Enlisted RECAD Only
G	Shore Station or Aid		

C130- QUAL **AVIATOR INFORMATION DESIGNATION C-130 CODE**
Sequence #0080 PMIS Database Screen 10

A three-character alpha code to identify a pilot's status and qualification for the C-130-type aircraft.

<u>Code</u>	<u>Status</u>	<u>Meaning</u>
AC	Current	Aircraft Commander
FP	Current	First Pilot
CP	Current	Co-pilot
IP	Current	Instructor
ACL	Lapsed	Aircraft Commander
FPL	Lapsed	First Pilot
CPL	Lapsed	Co-pilot
IPL	Lapsed	Instructor
Blank	Not applicable	

Continued on next page

**Section B
GLOSSARY**

Glossary Listing, Continued

CFTRR-CD **CENTRAL FIRST TERM REENLISTMENT REVIEW (CFTRR)
PROGRAM**
Sequence #2425 PMIS Database Screen 05

A one-character alpha code that shows the member's status under the Central First Term Reenlistment Review (CFTRR) Program

- See “D” Action 100, element code 49
-

CG4170-EFF-DT **DATE DEPENDENTS ELIGIBLE MOST RECENT BAH FORM DATE**
Sequence #0951 PMIS Database Screen 04

The effective date of the member's most recently submitted BAH/Dependency Information (CG-4170).

- See “D” Action 315, element code 06
-

Continued on next page

**Section B
GLOSSARY**

Glossary Listing, Continued

CHAR-SVC-CD CHARACTER OF SERVICE CODE
Sequence #2432 PMIS Database Screen 05

A code indicating the character of a member's service at the time of discharge (P203), officer appointment termination (P214), or RELAD/Retirement (L68C VDEs 50, 60 or 70). Codes are in general accordance with DMDC requirements.

Code	Character of Service	Set By
A	Honorable	P203(01), P214(01), L68 VDE 50, 60 or 70
B	Under Honorable Conditions (General)	P203(02), P214(02)
D	Bad Conduct	P203(04)
E	Other than Honorable Conditions	P203(06), P214(06)
F	Dishonorable	P203(05)
Y	Uncharacterized	P203(03)
Z	Unknown	P214(04 or 05)

CIV-OCC-CD CIVILIAN OCCUPATION CODE
Sequence #2330 PMIS Database Screen 12

Found in the Dictionary of Occupational Titles for the appropriate occupation.

COMM-DT DATE - OFFICER DATE COMMISSIONED
Sequence #0136 PMIS Database Screen 01

The date an officer was commissioned.

CONUS-FLTG-SHORE-RES CONTIN-FLOAT-SHORE-RES-CODE
Sequence #0716 PMIS Database Screen 06

A one-character numeric code to indicate whether the member's permanent duty station, as specified in sequence number 0577, is inside or outside the continental United States; restricted or nonrestricted; ashore or afloat.

- See "D" Action 100, element code 10
-

Continued on next page

**Section B
GLOSSARY**

Glossary Listing, Continued

**COST-CENTER-
CD**

G-CAC COST ACCOUNT CODE

Sequence #0204 PMIS Database Screen 06

A five-character numeric code indicating which cost center the member is assigned. Cost account codes, also known as cost center codes, may be found in Volume I, Section BO4, Comptroller Manual.

**COURSES-
COMP**

COURSES COMPLETED

Sequence #2411 PMIS Database Screen 02

"Y" for yes, if member has completed the required rating/MRN courses for the pay grade he/she is competing for. "N" for no, member has not completed the required courses.

CTZN-CD

ENLISTED CITIZENSHIP CODE

Sequence #0175 PMIS Database Screen 01

A one-character numeric code to identify a member's citizenship status.

- See "D" Action 203, element code 05
-

CUR-ENL-DT

ENLISTED CURRENT ENLISTMENT DATE STARTED

Sequence #0192 PMIS Database Screen 05

The date the member's current enlistment or reenlistment began

CUR-ENL-LEN

ENLISTED CURRENT ENLISTMENT TERM IN YEARS

Sequence #0193 PMIS Database Screen 05

The number of years for which the member last enlisted or reenlisted.

Continued on next page

**Section B
GLOSSARY**

Glossary Listing, Continued

CWO-SPEC

CHIEF WARRANT OFFICER SPECIALTY

Sequence #2378 PMIS Database Screen 02

The CWO specialty for which the commanding officer is recommending the candidate for the board. This may be a three- or four-character entry.

**CWO-CYCLE-
DATE**

CHIEF WARRANT OFFICER CYCLE DATE

Sequence #2414 PMIS Database Screen 02

The year, month, and day will be set by the effective date of the document. This date is intended to reflect the current board that the member's CO has recommended him/her for.

**CWO-OAR-
SCORE**

CHIEF WARRANT OFFICER APTITUDE RATING TEST SCORE

Sequence #2401 PMIS Database Screen 02

The score the member last achieved on the Officer Aptitude Rating (OAR) Test for promotion to Chief Warrant Officer.

CWO-OAR-DT

CHIEF WARRANT OFFICER APTITUDE RATING TEST DATE

Sequence #2402 PMIS Database Screen 02

The date the member last took the Officer Aptitude Rating (OAR) Test for promotion to Chief Warrant Officer.

DEP-BAH-DT

**DATE DEPENDENTS ELIGIBLE FOR BASIC ALLOWANCE FOR
QUARTERS**

Sequence #0950 PMIS Database Screen 04

The date the member begins support of a dependent. This is normally the date of marriage or date of birth. For dependent parents, it is the date the parents are certified as dependents.

Continued on next page

**Section B
GLOSSARY**

Glossary Listing, Continued

DEP-BIRTH-DT **MEMBER DEPENDENTS BIRTHDATE**
Sequence #0853 PMIS Database Screen 04

Birthdate of the member's child as recorded on the child's birth certificate.

DEP-REL-CD **MEMBER DEPENDENTS RELATIONSHIP**
Sequence #0855 PMIS Database Screen 04

Either repeats or further defines the relationship of the member's dependents as reported in sequence number 0854.

- See “D” Action 315, element code 09
-

DEP-SEX **MEMBER DEPENDENTS SEX**
Sequence #0854 PMIS Database Screen 04

Indicates the sex and relationship of member's dependents.

- See “D” Action 315, element code 10
-

DEST-DIST **PENDING TRANSFER DESTINATION DISTRICT CODE**
Sequence #0117 PMIS Database Screen 06

A two-character numeric code to identify the district or Headquarters unit of the new duty station specified in sequence number 0118.

Continued on next page

**Section B
GLOSSARY**

Glossary Listing, Continued

DEST-OPFAC

PENDING TRANSFER DESTINATION OPFAC CODE

Sequence #0118 PMIS Database Screen 06

A five-character numeric code to identify the OPFAC code of the unit to which the member is being transferred. Codes may be found in Operating Facilities of the, COMDTINST M5440.2 (series).

**DEST-OPFAC-
MOD**

PENDING TRANSFER DESTINATION OPFAC MODIFIER

Sequence #0151 PMIS Database Screen 06

A three-character alpha/numeric code to identify the particular division or sub unit of the unit to which the member is being transferred, as specified in sequence number 0118. OPFAC modifiers may be found in Operating Facilities of the, COMDTINST M5440.2 (series).

DEST-RU

PENDING TRANSFER DESTINATION REPORTING UNIT CODE

Sequence #0119 PMIS Database Screen 06

A two-character numeric code to identify the personnel reporting unit for the member's new duty station specified in sequence number 0118.

Continued on next page

Section B
GLOSSARY

Glossary Listing, Continued

DETAIL-REM

PENDING TRANSFER DETAILERS REMARKS

Sequence #0826 PMIS Database Screen 06

A maximum of four characters used exclusively by assignment detailers to record any additional information deemed necessary in the assignment process. The first two characters are an alpha/numeric code issued by the assignment detailer to indicate the primary and secondary reason the member is being reassigned from his/her current permanent duty station.

CODE MEANING

A	Return to CONUS due to expiration of enlistment
B	Unexpected administrative moves (early return of dependents, return to CONUS for administrative discharge, "blown" cover of investigator, replacement for UA/desertion/drug and alcohol, etc.)
C	Retirement (including physical disability)
D	Special cases caused by outside sources (ship moves, admiral's stewards, etc.)
E	Removal for cause/replacement (OINC, recruiters, instructors, etc.)
F	Transfer to new billet
G	From abolished billet
H	From "A" school - disenrolled
I	From "A" school - graduation
J	Fill retirement vacancy
K	Fill CWO/OCS caused vacancy
L	To "A" school - 20 weeks or longer
M	From overseas area - tour completion or any mutual
N	To overseas area - restricted duty
3	To overseas area - nonrestricted duty
P	To or from icebreaker
Q	To independent duty
R	To or from OINC duty
S	To or from instructor duty
T	To or from recruiting, investigator or other "PO" duty
U	To or from advanced schools - 20 weeks or longer or any unilateral
V	Prior service enlistee
W	Reenlistment or other special consideration
X	To or from sea duty
Y	To or from shore duty
Z	No cost other than mutuals or unilaterals

Continued on next page

**Section B
GLOSSARY**

Glossary Listing, Continued

DISCH-CD

DISCHARGE CODE

Sequence #2385 PMIS Database Screen 05

A code indicating the type of discharge the member last received. CODES TO BE DEVELOPED.

DIVE-PAY-CD

DIVING PAY CODE

Sequence #0744 PMIS Database Screen 14

A one-character alpha/numeric code to indicate the classification designated in the orders of members entitled to diving pay.

CODE MEANING

O Entitlement terminated
A Ships Salvage Diving Officer
B Officer with scuba training only
C Officer performing diving duty at school under instruction in a course above Diver Second Class
D Diver First Class (DV-1) enlisted
E Diver Second Class (DV-2) enlisted
F Scuba Diver (DV) enlisted
G Medical Deep-sea Diving Technician (DV-M) enlisted
H Enlisted member performing diving duty at school under instruction in a course above Diver Second Class, unless entitled to a higher rate
Blank Never received entitlement

DIVE-PAY-DT

DIVING PAY DATE

Sequence #0271 PMIS Database Screen 14

The most recent date on which a member became entitled to diving pay as reported in sequence number 0744. If sequence number 0744 is blank, this field will also be blank.

Continued on next page

**Section B
GLOSSARY**

Glossary Listing, Continued

**DIVE-QUAL-
LAPSE-DT**

DIVING QUALIFICATION LAPSE DATE
Sequence #1328 PMIS Database Screen 14

The date on which a member's diving qualification expires. If a member does not requalify, dive pay will automatically terminate this date.

**DT-COMP-MIL-
OBL**

DATE COMPLETED MILITARY OBLIGATION
Sequence #2328 PMIS Database Screen 05

From enlistment contract. It is subsequently updated from P123, P411, P612, P616. This date pertains only to enlisted members. Any data shown for officers shall not be used.

**DT-ENT-CUR-
AD**

DATE ENTERED CURRENT ACTIVE DUTY
Sequence #0032 PMIS Database Screen 05

The date the member began current period of active duty, if currently on active duty (sequence number 2312 equal 000000). If member is not currently on active duty, sequence number 0032 will show the date the member last entered a period of active duty. If the member has never been on active duty, the field will be set to 000000.

**DT-MIL-OBL-
INC**

DATE MILITARY OBLIGATION INCURRED
Sequence #0030 PMIS Database Screen 05

The date of the member's initial entry into the Armed Forces. Includes both active and inactive service, as well as time spent at a military academy, in OCS, or under a delayed enlistment program. Taken from the Enlistment Contract or the Active Duty Initial Information Form. Used in calculating a member's retired pay percentage.

Continued on next page

**Section B
GLOSSARY**

Glossary Listing, Continued

**DT-RPTD-
PERM-DIST**

PERMANENT DUTY STATION DATE REPORTED DISTRICT

Sequence #0053 PMIS Database Screen 06

The date the member reported to his/her present district. This will be zero-filled when a member is enroute PCS/TEM DU to a new district.

**DT-RPTD-
PERM-UNIT**

PERMANENT DUTY STATION DATE REPORTED UNIT

Sequence #0038 PMIS Database Screen 06

The date the member reported to his/her current permanent duty station. This will be zero-filled when the member is enroute PCS/TEM DU.

DUTY-STAT-CD

PRESENT DUTY STATUS CODE

Sequence #0043 PMIS Database Screen 06

A two-character alpha/numeric code to indicate the member's present duty status. Codes are divided into three functional groups.

- See "D" Action 101, element code 40
-

DUTY-STAT-DT

PRESENT DUTY STATUS

Sequence #0044 PMIS Database Screen 06

The effective date of the member's duty status code shown in sequence number 0043.

Continued on next page

**Section B
GLOSSARY**

Glossary Listing, Continued

E2C-QUAL

AVIATOR INFORMATION DESIGNATION E-2 CODE

Sequence #0079 PMIS Database Screen 10

A three-character alpha/numeric code to identify a pilot's status and qualification for the E-2-type aircraft.

<u>Code</u>	<u>Status</u>	<u>Meaning</u>
AC	Current	Aircraft Commander
FP	Current	First Pilot
CP	Current	Co-pilot
IP	Current	Instructor
ACL	Lapsed	Aircraft Commander
FPL	Lapsed	First Pilot
CPL	Lapsed	Co-pilot
IPL	Lapsed	Instructor
Blank	Not applicable	

ED-FLD/LVL

TRAINING PROGRAM MAJOR FIELD AND LEVEL/DEGREE CODE

Sequence #0939 PMIS Database Screen 09

A three-character alpha/numeric code to indicate the major field in which the member has been trained and the level of training reached. Major field and education level codes may be found in [Chapter 2-A](#).

**ED-HIGH-
GRADE**

MEMBER EDUCATION HIGHEST GRADE COMPLETED

Sequence #0020 PMIS Database Screen 09

A one-character alpha/numeric code indicating, in a member's education, the highest grade completed and/or degree obtained.

- See [Chapter 2-A](#).
-

ED-YR

TRAINING PROGRAM MFC YEAR COMPLETED

Sequence #0940 PMIS Database Screen 09

The last two digits of the year in which the training reported in sequence number 0939 -- ED-FLD/LVL was completed.

Continued on next page

**Section B
GLOSSARY**

Glossary Listing, Continued

EFF-AD-TERM-DT **EFFECTIVE ACTIVE DUTY TERMINATION DATE**
Sequence #2312 PMIS Database Screen 05

The date the member was last released from active duty when the active duty period was paid by PMIS/JUMPS. Will not be set for members currently on active duty or who have never been on active duty.

EFF-AD-TERM-SPD **EFFECTIVE ACTIVE DUTY TERMINATION DATE SEPARATION PROGRAM DESIGNATOR**
Sequence #2383 PMIS Database Screen 05

A three-character alpha code to indicate the Separation Program Designator of most current RELAD when the member is not currently on active duty. Used in conjunction with sequence number 2312 -- EFF-AD-TERM-DT. Codes may be found in [COMDTINST M1900.4 \(series\)](#).

EFF-LOSS-DT **EFFECTIVE LOSS DATE**
Sequence #1064 PMIS Database Screen 05

The date on which the member's account is no longer maintained in PMIS/JUMPS. Set by discharge, retirement (regular CG), or age 60 retirement (reserve CG).

EFF-LOSS-SPD **EFFECTIVE LOSS DATE SEPARATION PROGRAM DESIGNATOR**
Sequence #2382 PMIS Database Screen 05

A three-character alpha code to indicate the Separation Program Designator of current retirement or discharge when a member has not reentered the Coast Guard. "D26" will be used for death. Used in conjunction with sequence number 1064 -- EFF-LOSS-DT. Codes may be found in [COMDTINST M1900.4 \(series\)](#).

EFF-RETIRE-DT **EFFECTIVE RETIREMENT DATE**
Sequence #2386 PMIS Database Screen 05

The date a member transitions from Active or Reserve to Retired Status.

Continued on next page

**Section B
GLOSSARY**

Glossary Listing, Continued

ENL-ASG-IND G-PE ENLISTED PERSONNEL ASSIGNMENT INDICATOR
Sequence #0937 PMIS Database Screen 06

A one-character alpha/numeric code used by enlisted assignment detailers to indicate assignment-related factors peculiar to each detailer. Letters A through Z and number 1 through 9 may be used excluding the zero and the letter O.

ENL-QUAL-CD-INFO ENLISTED QUALIFICATION CODE INFORMATION
Sequence #0840 PMIS Database Screen 09

Group identification for enlisted qualification code information. Includes sequence number 0176.

ENTRY-CITY MEMBER PLACE OF ENTRY CURRENT ENLISTMENT CITY
Sequence #0317 PMIS Database Screen 01

The city in which the member was sworn in for enlistment.

ENTRY-ST MEMBER PLACE OF ENTRY CURRENT ENLISTMENT STATE CODE
Sequence #0318 PMIS Database Screen 01

A two-character alpha code to indicate the state in which the member was sworn in for enlistment. State codes may be found in [Enclosure \(9\) of HRSICINST M1000.2A, Personnel and Pay Procedures Manual](#).

EST-ARR-DT PENDING TRANSFER ESTIMATED DATE OF ARRIVAL
Sequence #0114 PMIS Database Screen 06

The estimated date the member will arrive at the unit specified in sequence number 0118, taking into consideration the number of days planned enroute for leave, travel time, proceed time, compensatory absence, etc., and the departing date.

Continued on next page

**Section B
GLOSSARY**

Glossary Listing, Continued

EST-DEPT-DT PENDING TRANSFER ESTIMATED DATE OF DEPARTURE
Sequence #0113 PMIS Database Screen 06

The estimated date a member will depart for transfer to the unit specified in sequence number 0118, taking into consideration the number of days planned enroute for leave, travel time, proceed time, compensatory absence, etc., and the reporting date.

EXAM-BD-OPFAC SERVICEWIDE EXAM BOARD OPFAC
Sequence #2379 PMIS Database Screen 02

This seven digit district/unit OPFAC number identifies where the next servicewide exam will be administered.

EX-BD-OPFAC-DT EXAM BOARD OPFAC DATE
Sequence #2424 PMIS Database Screen 02

This date is set by the Effective Date of [Action Code 325](#), Element Code 05 to record the date member's Exam Board OPFAC was established.

EXP-AD-TERM-DT EXPECTED ACTIVE DUTY TERMINATION DATE
Sequence #0168 PMIS Database Screen 05

For regular enlisted personnel, this is the date the member is expected to fulfill active duty obligation (RELAD) based on latest enlistment/reenlistment contract including any agreement to extend or reextend and any retention beyond normal expiration of enlistment. For regular Coast Guard officers and reserve officers, this is the mandatory retirement date or later, or the date of completion of contracted or obligated service, depending upon status of officer and is used in conjunction with sequence number 0133. For NOAA officer O-6 and below, this will be the day before the 60th birthday; and for NOAA officers O-7 and above, this will be the day before the 62nd birthday. For reserve officers not on extended active duty and all reserve enlisted members, this is the date the member is expected to be released from active duty when currently on active duty and paid by JUMPS.

Continued on next page

**Section B
GLOSSARY**

Glossary Listing, Continued

EXP-IND

OFFICER EXPERIENCE INDICATOR INFORMATION

Sequence #0140 PMIS Database Screen 01

Group identification for an officer's experience indicator. Definitions of experience indicators may be found [Chapter 2-H](#). This element occurs 1 time.

EXP-LOSS-DT

EXPECTED LOSS DATE

Sequence #2316 PMIS Database Screen 05

Generally, this is the date a member is expected to be a loss (discharged/retired) from the PMIS/JUMPS data base. For regular enlisted members, this will be the expected discharge/retirement date (usually the date a member will have no further reserve and or active duty obligation). For regular Coast Guard officers, this will be equal to the Expected Active Duty Termination Date. For NOAA officer O-6 and below, this will be the day before the 60th birthday; and for NOAA officers O-7 and above, this will be the day before the 62nd birthday. For reserve enlisted members, this will be the expiration of enlistment including any agreement to extend or reextend and any retention beyond normal expiration of enlistment. For reserve officers, this should be the day before the officer's 60th birthday.

EXT-EFF-DT

EXTENSION INFORMATION EFFECTIVE DATE OF EXTENSION

Sequence #0448 PMIS Database Screen 05

The actual date an original extension of the member's current enlistment goes into effect.

Continued on next page

**Section B
GLOSSARY**

Glossary Listing, Continued

EXT-INFO

EXTENSION INFORMATION

Sequence #0467 PMIS Database Screen 05

Group identification for extension information. Includes sequence numbers 0448 through 0454. This element occurs once by program design (data base allows 2 occurrences).

EXT-INFO-REEXT-DATA

EXTENSION INFORMATION REEXTENSION DATA

Sequence #0468 PMIS Database Screen 05

Group identification for reextension information. Includes sequence number 0455 through 0457.

EXT-RCVD-CD

EXTENSION INFORMATION P 198 RECEIVED FLAG

Sequence #0451 PMIS Database Screen 05

A five-digit field, which, when filled with five ones (e.g., "11111") indicates the member has begun service under an extension of enlistment. The effective date of the [P 198](#) must be the same as the date in sequence number 0448.

EXT-REXT-NBR

**EXTENSION INFORMATION NUMBER OF
EXTENSION/REEXTENSION**

Sequence #0454 PMIS Database Screen 05

A one-character numeric code to indicate the number of extension or reextension of the member's current enlistment.

Continued on next page

**Section B
GLOSSARY**

Glossary Listing, Continued

EXTS-TOT-LEN EXTENSION INFORMATION TOTAL EXTENSION TERM
Sequence #0449 PMIS Database Screen 05

For reenlistment bonus purposes, the total number of years, months and days the member extends or reextends his/her enlistment, even though no bonus is paid. Format is YMMDD. This is a cumulative number up to a maximum of six years as long as the member is on the same enlistment.

FED-SVC-BASE-DT DATE - ACTIVE FEDERAL SERVICE BASE DATE
Sequence #0299 PMIS Database Screen 05

The date the member commenced Active Federal Service. This date serves as the basis for computing the total number of years, months and days of Active Federal Service served. This date will be established upon enlistment or appointment and will be verified by a Statement of Creditable Service.

FIRST-EXT-LEN EXTENSION INFORMATION FIRST EXTENSION TERM
Sequence #0450 PMIS Database Screen 05

The number of years, months and days an enlistment is extended. The maximum term would be 6 years. Format is YMMDD.

FLT-TM-POST-DT AVIATOR INFORMATION DATE COMPILED FLIGHT TIME
Sequence #0070 PMIS Database Screen 10

The effective date of flight time reported on [Action Code 304](#) on Personnel Action.

Continued on next page

**Section B
GLOSSARY**

Glossary Listing, Continued

FRAME-SZ

MEMBER FRAME

Sequence #0055 PMIS Database Screen 02

Member's frame size as determined by [Enclosure \(1\) to COMDTINST 1020.8 \(series\)](#).

FSA-CD

FSA CODE

Sequence #0064 PMIS Database Screen 14

A one-character numeric code to identify the type FSA to which a member is entitled.

CODE MEANING

0	Entitlement to FSA terminated
1	Type FSH (old FSA-I)
2	Type II FSA-R (Restricted)
3	Type II FSA-S (Ship)
4	Type II FSA-T (TD/TAD)
5	Type FSH and II FSA-R (Restricted)
6	Type FSH and II FSA-T (TD/TAD)
Blank	Has never received entitlement

FSA-DT

FSA DATE

Sequence #0272 PMIS Database Screen 14

The most recent date on which a member became entitled to Family Separation Allowance as reported in sequence number 0064. If sequence number 0065 is blank, this field will also be blank.

Continued on next page

**Section B
GLOSSARY**

Glossary Listing, Continued

H3-QUAL

AVIATOR INFORMATION DESIGNATION H-3 CODE

Sequence #0081 PMIS Database Screen 10

A three-character alpha code to identify a pilot's status and qualification for the H-3-type aircraft.

<u>Code</u>	<u>Status</u>	<u>Meaning</u>
AC	Current	Aircraft Commander
FP	Current	First Pilot
CP	Current	Co-pilot
IP	Current	Instructor
ACL	Lapsed	Aircraft Commander
FPL	Lapsed	First Pilot
CPL	Lapsed	Co-pilot
IPL	Lapsed	Instructor
Blank	Not applicable	

H52-QUAL

BLANK

Sequence #0082 PMIS Database Screen

Not presently used.

H65-QUAL

AVIATOR INFORMATION DESIGNATION H-65 CODE

Sequence #0329 PMIS Database Screen 10

A three-character alpha code to identify a pilot's status and qualification for the H-65-type aircraft.

<u>Code</u>	<u>Status</u>	<u>Meaning</u>
AC	Current	Aircraft Commander
FP	Current	First Pilot
CP	Current	Co-pilot
IP	Current	Instructor
ACL	Lapsed	Aircraft Commander
FPL	Lapsed	First Pilot
CPL	Lapsed	Co-pilot
IPL	Lapsed	Instructor
Blank	Not applicable	

Continued on next page

**Section B
GLOSSARY**

Glossary Listing, Continued

HAZ-DUTY-CD HAZARDOUS DUTY DATE
Sequence #0065 PMIS Database Screen 14

A one-character numeric code to identify the type of hazardous duty pay to which a member is entitled.

CODE	MEANING
0	Entitlement to hazardous duty pay terminated
1	Aviation crew member pay
2	Aviation non-crew member pay
3	Aviation crew member pay suspended
4	Aviation non-crew member pay suspended
Blank	Has never received entitlement

HAZ-DUTY-DT HAZARDOUS DUTY DATE
Sequence #0273 PMIS Database Screen 14

The most recent date on which a member became entitled to Hazardous Duty Pay as reported in sequence number 0065. If sequence number 0065 is blank, this field will also be blank.

HFPAY-CD HOSTILE FIRE PAY CODE
Sequence #0066 PMIS Database Screen 14

A one-character numeric code to identify a member's entitlement to Hostile Fire Pay.

CODE	MEANING
0	Entitlement to Hostile Fire Pay terminated
1	Until further orders
2	Until end of the month
Blank	Has never received entitlement

Continued on next page

**Section B
GLOSSARY**

Glossary Listing, Continued

HFPAY-DT

HOSTILE FIRE PAY DATE

Sequence #0274 PMIS Database Screen 14

The most recent date on which a member became entitled to Hostile Fire Pay as reported in sequence number 0066. If sequence number 0066 is blank, this field will also be blank.

HGT

MEMBER HEIGHT IN INCHES

Sequence #0139 PMIS Database Screen 02

The height of the member in inches.

HM-REC-CITY

MEMBER HOME OF RECORD CITY

Sequence #0015 PMIS Database Screen 01

City designated by member at time of enlistment or reenlistment as home of record.

HM-REC-ST

MEMBER HOME OF RECORD STATE CODE

Sequence #0016 PMIS Database Screen 01

A two-character alpha code used to identify the state designated by the member as home of record at time of enlistment or reenlistment. State codes may be found in Enclosure (10) of HRSICINST M1000.2A, Personnel and Pay Procedures Manual.

HM-REC-ZIP

MEMBER HOME OF RECORD ZIP CODE

Sequence #0213 PMIS Database Screen 01

A five-character numeric code to indicate the mailing zip code of the member's home of record. Zip codes may be found in the U. S. Postal Service National Zip Code Directory.

Continued on next page

**Section B
GLOSSARY**

Glossary Listing, Continued

HU16-QUAL

AVIATOR INFORMATION DESIGNATION U-16 CODE

Sequence #0083 PMIS Database Screen 10

A three-character alpha code to identify a pilot's status and qualification for the U-16-type aircraft.

<u>Code</u>	<u>Status</u>	<u>Meaning</u>
AC	Current	Aircraft Commander
FP	Current	First Pilot
CP	Current	Co-pilot
IP	Current	Instructor
ACL	Lapsed	Aircraft Commander
FPL	Lapsed	First Pilot
CPL	Lapsed	Co-pilot
IPL	Lapsed	Instructor
Blank	Not applicable	

HU25-QUAL

AVIATOR INFORMATION DESIGNATION U-25 CODE

Sequence #0084 PMIS Database Screen 10

A three-character alpha code to identify a pilot's status and qualification for the U-25-type aircraft.

<u>Code</u>	<u>Status</u>	<u>Meaning</u>
AC	Current	Aircraft Commander
FP	Current	First Pilot
CP	Current	Co-pilot
IP	Current	Instructor
ACL	Lapsed	Aircraft Commander
FPL	Lapsed	First Pilot
CPL	Lapsed	Co-pilot
IPL	Lapsed	Instructor
Blank	Not applicable	

Continued on next page

**Section B
GLOSSARY**

Glossary Listing, Continued

INV-RET-EFF-DT EXTENSION INFORMATION P 176 EFFECTIVE DATE
Sequence #0452 PMIS Database Screen 05

The effective date that a member begins an involuntary retention in the service beyond the member's normal expiration of enlistment. This will be the first day after the member's enlistment (including extensions, if applicable) expires. This is subsequently blanked out if an Action Code [P 198](#) or [P 199](#) is received.

LANG-CD FOREIGN LANGUAGE INFORMATION LANGUAGE CODE
Sequence #0095 PMIS Database Screen 01

A one-character alpha code to identify foreign languages that the member speaks/writes.

CODE	MEANING
A	African
B	Arabic
C	Asian (other)
D	Chinese (Mandarin)
E	Chinese (other)
F	Danish/Swedish/Norwegian/Icelandic
G	Estonian/Finnish
H	Western European (other)
I	Eastern European (other)
J	French
K	German
L	Greek
N	Hindi
O	Italian
P	Japanese
Q	Korean
R	Middle Eastern (other)
S	Polish/Lithuanian
T	Portuguese
U	Russian
V	Slavic (other)
W	Spanish
X	Vietnamese
Y	Other

Continued on next page

**Section B
GLOSSARY**

Glossary Listing, Continued

LANG-QUAL FOREIGN LANGUAGE INFORMATION

Sequence #0094 PMIS Database Screen 01

Group identification for foreign language. Includes sequence numbers 0095 and 0096. This element occurs 4 times.

LANG-SKILL-LVL FOREIGN LANGUAGE INFORMATION QUALIFICATION CODE

Sequence #0096 PMIS Database Screen 01

A one-character numeric code to identify foreign language qualification in the language specified in the matching occurrence of sequence number 0095.

CODE MEANING

- 1 Ability to speak with elementary proficiency to meet travel needs and courtesy requirements. Familiar topics can be discussed. Errors will be frequent but the speaker will be understood easily.
 - 2 Ability to read and write with elementary proficiency. Can communicate in written form concerning familiar topics. Errors will be frequent but ideas will be generally understood.
 - 3 Ability to satisfy routine social demands and limited military requirements. Must be able to read, write and converse with ease on current events, work, family and general interest topics and also have limited ability to read, write and converse on technical topics.
 - 4 Ability to converse and correspond effectively with few errors on most topics and fairly extensively on technical topics.
-

LGL-RESID-CITY DOMICILE CITY

Sequence #0018 PMIS Database Screen 01

City claimed by member for income tax purposes. This should be the city shown on member's W-4, but is not necessarily the city where the member resides.

Note: Discontinued collection of this information during a State Tax Data change in CGHRMS Release 1.

Continued on next page

**Section B
GLOSSARY**

Glossary Listing, Continued

LGL-RESID-ST DOMICILE STATE CODE
Sequence #0019 PMIS Database Screen 01

A two-character alpha code used to identify the state claimed by the member for income tax purposes. This is not necessarily the state where the member resides. See member's W-4 form. State codes may be found in [Enclosure \(9\) of HRSICINST M1000.2A, Personnel and Pay Procedures Manual](#).

MAINT-DT DATE ON WHICH RECORD WAS CREATED OR LAST CHANGED
Sequence #0581 PMIS Database Screen 00

Maintenance Date - the date on which the record was created or last changed, in YYMMDD format.

MARKS-CURRENT MARKS CURRENT
Sequence #2412 PMIS Database Screen 02

Enter "Y" for yes, if member has a current set of marks recorded at headquarters. "N" for no, if member does not have a current set of marks recorded at headquarters.

MAR-STAT MEMBER MARITAL STATUS CODE
Sequence #0033 PMIS Database Screen 04

A one-character alpha code to indicate the member's marital status.

Code	Meaning	Code	Meaning
A	Annulled	M	Married
D	Divorced	S	Single
I	Interlocutory	W	Widowed
L	Legally separated	Blank	No information available

Continued on next page

**Section B
GLOSSARY**

Glossary Listing, Continued

MBR-DEP-INFO MEMBER DEPENDENTS INFORMATION

Sequence #0852 PMIS Database Screen 04

Group identification for dependent information. Includes sequence numbers 0853 through 0856, 0950 and 0951.

MBR-TYPE-1 MEMBER TYPE CODE

Sequence #0001 PMIS Database Screen 00

A one-character alpha code to identify a member by type (such as commissioned officer, warrant officer, enlisted or cadet); by component (Regular or Reserve Coast Guard); and by type of duty (special active duty, extended active duty, or active duty for training).

- [See Chapter 2-F.](#)
-

MBR-TYPE-3 MEMBER TYPE - 3 CHARACTERS

Sequence #1701 PMIS Database Screen 00

A three-character alpha code to identify the member by type (such as commissioned officer, warrant officer, enlisted or cadet); by component (regular or reserve Coast Guard); and by type of duty (special active duty, extended active duty, or active duty for training).

- [See Chapter 2-F.](#)
-

Continued on next page

**Section B
GLOSSARY**

Glossary Listing, Continued

MED-REVIEW-DT **MEDICAL ADMIN REVIEW DATE**
Sequence #2398 PMIS Database Screen 02

The date Medical Admin Reviewer acted upon physical exam.

MEDAL **MEDALS AWARDED CODE**
Sequence #0946 PMIS Database Screen 03

A two-character alpha code to indicate awards given to individuals and the point values of each award for servicewide examination purposes. (Award Codes may be found in [Enclosure \(10\) of HRSICINST M1000.2A, Personnel and Pay Procedures Manual](#))

MEDAL-DT **AWARD APPROVAL DATE**
Sequence #2334 PMIS Database Screen 03

A six-character numeric date (YYMMDD) to identify for servicewide examination purposes when an award was approved by the award approving authority.

MEDAL-INFO **MEDALS INFORMATION**
Sequence #0953 PMIS Database Screen 03

Group identification for medals and award information. Includes sequence number 0946.

MNRTY-DESIG **Minority Designation**
Sequence #0014 PMIS Database Screen 01

- A one-character numeric code to identify the racial or ethnic group of which the member is considered to be part.

Code	Designation
1	Black (not of Hispanic origin)
2	Hispanic (includes persons of Mexican, Puerto Rican, Cuban, Central and South American, or other Spanish Origin or culture (regardless of race))
3	American Indian (including Alaskan Natives)
4	Asian (including Pacific Islanders)
5	All others (e.g., white/caucasian, etc.)

Continued on next page

**Section B
GLOSSARY**

Glossary Listing, Continued

MTHS-CONUS TOUR LENGTH RECAP INCONUS
Sequence #0059 PMIS Database Screen 07

Cumulative number of months served in CONUS. (Originally, cumulative number of months served INCONUS, restricted floating units).

MTHS-OCONUS TOUR LENGTH RECAP OUTCONUS
Sequence #0060 PMIS Database Screen 07

Cumulative number of months served outside CONUS. (Originally, cumulative number of months served OUTCONUS, non-restricted shore units).

MTHS-RESTRICTED TOUR LENGTH RECAP RESTRICTED
Sequence #0061 PMIS Database Screen 07

Cumulative number of months served on restricted duty. (Originally, accumulative number of months served OUTCONUS, restricted shore units).

NEW-BCN PENDING TRANSFER BILLET CONTROL NUMBER
Sequence #0864 PMIS Database Screen 06

A seven-digit numeric code to identify, for officers and enlisted, the specific position held at the new duty station specified in sequence number 0118.

NEW-EXP-IND PENDING TRANSFER EXPERIENCE INDICATOR
Sequence #0122 PMIS Database Screen 06

An eight-character alpha/numeric code to identify an officer's experience updated to include his/her current assignment. This field will be used to update sequence number 0140 when a transfer is effected. Experience indicator codes may be found in the USCG Register of Officers, COMDTINST M1427.1 (series).

Continued on next page

**Section B
GLOSSARY**

Glossary Listing, Continued

NEW-OBC

PENDING TRANSFER OFFICER BILLET CODE

Sequence #0116 PMIS Database Screen 06

A six-character alpha/numeric code to identify, for officers, the specific position held at the new duty station specified in sequence number 0118. Codes may be found in the [Commissioned and Warrant Officer Billet Manual, COMDTINST M5320.7 \(series\)](#).

NEXT-DUTY-PREF-INFO

NEXT DUTY PREFERENCE INFORMATION

Sequence #0858 PMIS Database Screen 13

Group identification for next duty preference information. Includes sequence numbers 0198, 0203 through 0227, 1068 and 1155. This element occurs once.

NM-CHG-DT

NAME CHANGE DATE

Sequence #0025 PMIS Database Screen 01

The effective date the member's name is changed. Used in conjunction with sequence number 0202.

NM-CHG-NBR

NAME CHANGE CODE

Sequence #0202 PMIS Database Screen 01

A one-character numeric code to indicate whether the member's name has changed.

CODE	MEANING
0	Original name entry
1	Name change number 1
2	Name change number 2
3	Name change number 3

Continued on next page

**Section B
GLOSSARY**

Glossary Listing, Continued

NM-FIRST **FIRST NAME**
Sequence #0004 PMIS Database Screen 01

Member's first name (e.g. Michael).

NM-FIRST-INIT **FIRST INITIAL**
Sequence #0005 PMIS Database Screen 01

First letter of member's first name (e.g. "M" for Michael).

NM-LAST **MEMBER NAME LAST**
Sequence #0008 PMIS Database Screen 00

Member's last name (e.g., "HUSKEY" for Michael L. Huskey). Do not include any spaces, numbers or special characters, such as apostrophe or hyphen.

NM-MI **MEMBER NAME MIDDLE INITIAL**
Sequence #0007 PMIS Database Screen 01

Member's first middle initial, or first letter of first middle name (e.g., "P" for John Paul George Smith).

Continued on next page

**Section B
GLOSSARY**

Glossary Listing, Continued

NM-MI2

SECOND MIDDLE INITIAL

Sequence #0006 PMIS Database Screen 01

Member's second middle initial, or first letter of second middle name (e.g., "G" for John Paul George Smith).

NM-SUFF

MEMBER NAME SUFFIX

Sequence #0010 PMIS Database Screen 01

Suffix to member's name (e.g., JR, SR, III).

OBC

OFFICER BILLET CODE

Sequence #0170 PMIS Database Screen 06

A six-character alpha/numeric code to identify, for officers, the specific position held at the member's current permanent unit specified in sequence number 0577. Officer billet codes may be found in the [Commissioned and Warrant Officer Billet Manual, COMDTINST M5320.7 \(series\)](#).

OCC-FLD-CURR-ASGD

OCCUPATION FIELD CURRENTLY ASSIGNED

Sequence #0706 PMIS Database Screen 01

This two-digit code will indicate the occupation field in which the officer is currently working (See [Chapter 2-H](#), Officer Experience Indicator for code listing).

Continued on next page

**Section B
GLOSSARY**

Glossary Listing, Continued

OCC-FLD-PRIOR-ASGT OCCUPATION FIELD PRIOR TO CURRENT ASSIGNMENT
Sequence #0707 PMIS Database Screen 01

This two digit code will indicate the occupation field in which the officer worked immediately prior to his or her current assignment (See [Chapter 2-H](#), Officer Experience Indicator for code listing).

OFF-INFO OFFICER INFORMATION
Sequence #0126 PMIS Database Screen 01

Group identification for officer information. Includes sequence numbers 0127, 0129, 0134 through 0136, 0138, 0170 and 0943. This element occurs once.

OFF-PRI-OCC-FLD OFFICER'S PRIMARY OCCUPATION FIELD
Sequence #0705 PMIS Database Screen 01

This two digit code will indicate the officer's Primary Occupation Field (See [Chapter 2-H](#), Officer Experience Indicator for code listing).

OFF-STA-IND-SOURCE-CD OFFICER STATUS INDICATOR SOURCE CODE
Sequence #0131 PMIS Database Screen 01

A one-character numeric code to identify the source from which each officer enters the Coast Guard. This is the second digit of the Status Indicator. Status Indicators may be found in the USCG Register of Officers, COMDTINST M1427.1 (series). An asterisk (*) indicates that the code does not normally apply to a warrant officer.

CODE	MEANING
1*	Graduate of Academy
2*	Appointed from warrant officer status
3	Appointed from enlisted status
4*	Licensed officer of the Merchant Marine commissioned under PL 80-219
5	Reserve graduate of Officer Candidate School
6	Appointed from other reserve source
7	Appointed from other source
Blank	Not applicable
0	No classification

Continued on next page

**Section B
GLOSSARY**

Glossary Listing, Continued

**OFF-STAT-IND-AD-TERM-PEND-CD OFFICER STATUS INDICATOR ACTIVE DUTY
TERMINATION PENDING CODE**

Sequence #0133 PMIS Database Screen 01

A one-character numeric code to identify the reason why an officer will terminate Coast Guard service on the expected termination date found in sequence number 0168. This is the sixth digit of the Status Indicator. Status Indicators may be found in the USCG Register of Officers, COMDTINST M1427.1 (series). An asterisk (*) indicates that the code does not normally apply to a warrant officer.

CODE	MEANING
1	Mandatory retirement under 14 USC 288 for captains, 10 USC 1305 for temporary officers whose permanent status is warrant officer and 14 USC 190 (Article 12-C-8, CG Personnel Manual) for Permanent Commissioned Teaching Staff
2	Voluntary retirement
3	Retirement for age
4	Resignation
5	Personnel Board action
6	Release from extended active duty (reservist)
7*	Expiration of four year appointment (Commandant)
8*	36 year retirement (Flag officers only)
9*	Continuation Board action under provisions of 14 USC 290 (Flag officers only)
A*	7 years TIG retirement (Flag officers only)
0	No classification

OFF-STAT-IND-CAT-CD OFFICER STATUS INDICATOR CATEGORY CODE

Sequence #0130 PMIS Database Screen 01

A one-character numeric code to identify commissioned officers by category. This is the first digit of the Status Indicator. Status Indicators may be found in the USCG Register of Officers, COMDTINST M1427.1 (series). An asterisk (*) indicates that the code does not normally apply to a warrant officer.

CODE	MEANING
1	Regular, permanent commission
2	Regular, temporary commission
3	Retired officer, recalled to active duty
4*	Regular, Permanent Commissioned Teaching Staff
5*	Probationary, Permanent Commissioned Teaching Staff
6	Reserve, extended active duty
7*	Regular, Reserve Program Administrator
8*	Provisional, Reserve Program Administrator
9*	U.S. Coast Guard Band Staff
0	No classification

Continued on next page

**Section B
GLOSSARY**

Glossary Listing, Continued

**OFF-STAT-IND-PERM-GR-CD OFFICER STATUS INDICATOR PERMANENT GRADE
CODE**

Sequence #1154 PMIS Database Screen 01

A two-character alpha/numeric code to indicate the permanent grade of an officer. These are the third and fourth digits of the Status Indicator. Status Indicators may be found in the USCG Register of Officers, COMDTINST M1427.1 (series).

CODE	MEANING
01	Ensign
02	Lieutenant (junior grade)
03	Lieutenant
04	Lieutenant Commander
05	Commander
06	Captain
07	Rear Admiral (Lower Half)
08	Rear Admiral
09	Vice Admiral
10	Admiral
W1	Warrant W-1
W2	Warrant W-2
W3	Warrant W-3
W4	Warrant W-4
E1	General Apprenticeship
E2	General Apprenticeship
E3	General Apprenticeship
E4	Petty Officer, third class
E5	Petty Officer, second class
E6	Petty Officer, first class
E7	Chief Petty Officer
E8	Senior Chief Petty Officer
E9	Master Chief Petty Officer

Continued on next page

**Section B
GLOSSARY**

Glossary Listing, Continued

**OFF-STAT-IND-PROMO-STAT-CD OFFICER STATUS INDICATOR PROMOTION
STATUS CODE**

Sequence #0132 PMIS Database Screen 01

A one-character numeric code to identify the promotion status of an officer. This is the fifth digit of the Status Indicator. Status Indicators may be found in the USCG Register of Officers, COMDTINST M1427.1 (series).

CODE MEANING

1	Selected
2	Eligible for consideration
3	Eligible for consideration upon completion of one additional year in current grade
4	Eligible for consideration upon completion of more than one year
5	Eligible for consideration, above the zone
6	Failed of selection two times
7	Failed of selection three times
8	Failed of selection four times
9	Failed of selection five or more times
0	No classification (includes members of Permanent Commissioned Teaching Staff, Reserve Program Administrators and retired officers recalled to active duty whose eligibility cannot be established until their running mates are in a promotion zone).
A	Selected, promotion refused
B	Selected, promotion withheld

OPFAC-MOD

OPFAC MODIFIER

Sequence #0171 PMIS Database Screen 06

A three-character alpha/numeric code which identifies the particular division or subunit of the member's permanent unit, specified in sequence number 0577, and to which the member is assigned. This code is used in the Personnel Allowance System.

Continued on next page

**Section B
GLOSSARY**

Glossary Listing, Continued

**ORD-AMEND-CX-CD PENDING TRANSFER PLACEMENT COGNIZANCE CODE-
CHANGE CODE (AM/CX)**
Sequence #0827 PMIS Database Screen 06

A two-character alpha code to indicate whether the pending transfer orders are amended or canceled.

CODE	MEANING
AM	Orders amended
CX	Orders canceled

ORIG-CG-ENL-DT DATE ORIGINAL ENTRY ON ACDU USCG
Sequence #1595 PMIS Database Screen 05

The date which the member first enlisted in the Coast Guard or Coast Guard Reserve. This field was not initialized and will not be set for members whose first entry into the Coast Guard was earlier than the Fall of 1989.

**ORIG-ENL-EXP-DT EXTENSION INFORMATION ORIGINAL EXPIRATION OF
ENLISTMENT**
Sequence #0453 PMIS Database Screen 05

The termination date prior to a period of involuntary retention for the member retained in the service beyond normal expiration of enlistment as reported on Action Code [P 176](#). This is subsequently blanked out if an Action Code [P 198](#) or [P 199](#) is received.

P&A-ACCRUE-DT RESERVE PAY AND ALLOWANCES ACCRUAL DATE
Sequence #2323 PMIS Database Screen 12

Date to start pay and allowances for higher rank. Used as start date instead of DOR.

Continued on next page

**Section B
GLOSSARY**

Glossary Listing, Continued

PAY-BASE-DT **MEMBER PAY ENTRY BASE DATE**
Sequence #0031 PMIS Database Screen 05

The constructive date of entry for pay purposes (includes active and inactive duty). For members in a continuous military status, this date will be the same as the date enlisted or accepted an appointment, unless there is prior service, break in service, or deductible time. Used for determining longevity pay increases. Adjustments must be made in accordance with [HRSICINST M1000.2A, Personnel and Pay Procedures Manual \(3PM\)](#). NOTE: THE PAY BASE DATE CANNOT BE AFTER THE ACTIVE DUTY BASE DATE.

PAY-BASE-VER-CD **PAY ENTRY BASE DATE VERIFICATION CODE**
Sequence #0089 PMIS Database Screen 05

A one-character alpha/numeric code to indicate whether or not a member's pay entry base date has been verified.

PAYGH-RANK-RATE-CD **PAY GRADE HISTORY RANK RATE CODE**
Sequence #2408 PMIS Database Screen 08

The three digit prefix of member's RANK (0011) which identifies the member's rate-specialty, for the corresponding occurrence of pay grade history pay grade (sequence 0041).

PAYG-HIST **PAY GRADE HISTORY INFORMATION**
Sequence #0039 PMIS Database Screen 08

Group identification for information about the member's history of pay grades. Includes sequence numbers 0040 through 0042.

Continued on next page

**Section B
GLOSSARY**

Glossary Listing, Continued

PAYG-IND

PAY GRADE INDICATOR

Sequence #0520 PMIS Database Screen 01

A one-character numeric code to indicate certain pay grade information.

Code	Meaning
0	All other Officers
1	Officers with 4 years active enlisted or warrant officer service, or 1460 or more points as an enlisted member or warrant officer".

PAYGH-CD

PAY GRADE HISTORY PERMANENT/TEMPORARY CODE

Sequence #0042 PMIS Database Screen 08

A one-character alpha code to indicate whether the pay grade specified in the matching occurrence of sequence number 0041 is permanent or temporary.

Code	Meaning
P	Permanent
T	Temporary

PAYGH-DT

PAY GRADE HISTORY EFFECTIVE DATE OF PAY GRADE

Sequence #0040 PMIS Database Screen 08

The effective date of a member's pay grade as specified in the sequence number 0041.

PAYGH-GRADE

PAY GRADE HISTORY PAY GRADE

Sequence #0041 PMIS Database Screen 08

The member's pay grade which was effective on the date specified in the matching occurrence of sequence number 0040.

Continued on next page

**Section B
GLOSSARY**

Glossary Listing, Continued

PCS-ARR-DT

PCS ARRIVAL DATE

Sequence #1657 PMIS Database Screen 06

The estimated date of arrival of the member at his/her next permanent duty station computed from the departure endorsement and the indicated number of days delay enroute. Will be filled with "999999" if a PCS/TEM DU reporting endorsement is received without a departure.

PEND-PRO

PENDING PROMOTION INFORMATION

Sequence #0107 PMIS Database Screen 08

Group identification for pending promotion information. Includes sequence numbers 0108 through 0110. This element occurs once.

PEND-PROMO-DT

PENDING PROMOTION GRADE RATE DATE

Sequence #0110 PMIS Database Screen 08

The effective date of the eligibility or promotion list upon which the data in sequence numbers 0108 and 0109 are based. For enlisted personnel, this date will be YRJAN01 for the NOV Servicewide, YRJUL01 for the MAY Servicewide, and is the same as the terminal eligibility date for those exams. For officer personnel, it is the date of final approval of the promotion list. This date would be the earliest the member could be promoted off of the current list, and does not indicate promotion on that date.

PEND-PROMO-NBR

PENDING PROMOTION RANK ORDER NUMBER

Sequence #0109 PMIS Database Screen 08

A number assigned to the member indicating his/her relative position on the eligibility/selection list for the grade/rate found in sequence number 0108.

Continued on next page

**Section B
GLOSSARY**

Glossary Listing, Continued

PEND-PROMO-PAYG PENDING PROMOTION GRADE RATE CODE
Sequence #0108 PMIS Database Screen 08

A five-character alpha/numeric code to identify the rate/specialty and pay grade for which the member is eligible/selected for promotion.

PEND-RPT-DEPT-DT PENDING TRANSFER REPORTING/DEPARTING DATE
Sequence #0152 PMIS Database Screen 06

The date the member is ordered to depart from an old duty station or report to a new duty station as determined by the assignment detailer.

PEND-TERM-CD PENDING SEPARATION STATUS CODE
Sequence #0234 PMIS Database Screen 05

For members in a terminal leave status, their pending separation status code will be shown. See sequence number 0043 for codes.

PEND-TERM-DT PENDING SEPARATION DATE
Sequence #0236 PMIS Database Screen 05

For members in a terminal leave status, their upcoming separation date will be shown.

**PEND-TRF-DET-ACCT-CD1 PENDING TRANSFER DETAILER ACCOUNTING
CODE 1ST CHARACTER**
Sequence #0143 PMIS Database Screen 06

Digit 1 of a two-character alpha/numeric code which identifies the detailer having cognizance over the assignment of the member. The 2nd digit may be found in sequence number 0144. On PCS transfer, this code is moved into sequence number 838. See sequence number 0838 for codes.

Continued on next page

**Section B
GLOSSARY**

Glossary Listing, Continued

**PEND-TRF-DET-ACCT-CD2 PENDING TRANSFER DETAILER ACCOUNTING
CODE 2ND CHARACTER**
Sequence #0144 PMIS Database Screen 06

Digit 2 of a two-character alpha/numeric code which identifies the detailer having cognizance over the assignment of the member. The 1st digit may be found in sequence number 0143. On PCS transfer, this code is moved into sequence number 0838. See sequence number 0838 for codes.

**PEND-TRF-DET-ACCT-CD3 PENDING TRANSFER DETAILER ACCOUNTING
CODE 3RD CHARACTER**
Sequence #0145 PMIS Database Screen 06

A one-character alpha code to identify the account chargeable for PCS costs of a move. This information is not stored elsewhere as permanent data.

CODE	MEANING
I	In CONUS
E	Outside CONUS
N	No cost move
R	Retirement/RELAD

**PEND-TRF-DET-ACCT-CD4 PENDING TRANSFER DETAILER ACCOUNTING
CODE 4TH CHARACTER**
Sequence #0146 PMIS Database Screen 06

This is used in combination with sequence numbers 0147 through 0150 to record the cost of a PCS transfer. This information is not stored elsewhere as permanent data.

Continued on next page

**Section B
GLOSSARY**

Glossary Listing, Continued

**PEND-TRF-DET-ACCT-CD5 PENDING TRANSFER DETAILER ACCOUNTING
CODE 5TH CHARACTER**
Sequence #0147 PMIS Database Screen 06

This is used in conjunction with sequence numbers 0146 and 0148 through 0150 to record the cost of a PCS transfer. This information is not stored elsewhere as permanent data.

**PEND-TRF-DET-ACCT-CD6 PENDING TRANSFER DETAILER ACCOUNTING
CODE 6TH CHARACTER**
Sequence #0148 PMIS Database Screen 06

This is used in combination with sequence numbers 0146, 0147, 0149 and 0150 to record the cost of a PCS transfer. This information is not stored elsewhere as permanent data.

**PEND-TRF-DET-ACCT-CD7 PENDING TRANSFER DETAILER ACCOUNTING
CODE 7TH CHARACTER**
Sequence #0149 PMIS Database Screen 06

This is used in combination with sequence numbers 0146 through 0148 and 0150 to record the cost of a PCS transfer. This information is not stored elsewhere as permanent data.

**PEND-TRF-DET-ACCT-CD8 PENDING TRANSFER DETAILER ACCOUNTING
CODE 8TH CHARACTER**
Sequence #0150 PMIS Database Screen 06

This is used in combination with sequence numbers 0146 through 0149 to record the cost of a PCS transfer. This information is not stored elsewhere as permanent data.

Continued on next page

**Section B
GLOSSARY**

Glossary Listing, Continued

PEND-TX

PENDING TRANSFER INFORMATION

Sequence #0111 PMIS Database Screen 06

Group identification for pending transfer information. Includes sequence numbers 0113 through 0119, 0121, 0122, 0151, 0152, 0826 and 0827. This element occurs once.

PERM-PAYG

OFFICER PERMANENT GRADE RATE CODE

Sequence #0134 PMIS Database Screen 01

A five-character numeric code to identify each officer by permanent specialty and pay grade. Grade rate codes may be found in [Chapter 3-D](#) of this manual.

PERM-PAYG-DT

OFFICER PERMANENT GRADE RATE DATE

Sequence #0135 PMIS Database Screen 01

The date an officer is appointed to the permanent grade specified in sequence number 0134.

PERM-UNIT-DIST

PERMANENT DUTY STATION DISTRICT

Sequence #0527 PMIS Database Screen 06

A two-character numeric code to indicate the district of the member's current permanent duty station as specified in sequence number 0577.

PERM-UNIT-OPFAC

PERMANENT DUTY STATION OPFAC

Sequence #0577 PMIS Database Screen 06

A five-character numeric code to indicate the OPFAC number of the member's current permanent duty station. OPFAC code numbers may be found in Operating Facilities of the , COMDTINST M5440.2 (series).

Continued on next page

**Section B
GLOSSARY**

Glossary Listing, Continued

PHYS-EXAM-DT DATE OF PHYSICAL EXAM
Sequence #2396 PMIS Database Screen 02

The date the member was last physically examined.

PHYS-EXAM-STAT-CD PHYSICAL EXAM STATUS CODE
Sequence #2397 PMIS Database Screen 02

A one-character alpha code to indicate the result of the member's last physical condition

PO-ASG-IND G-PE PETTY OFFICER ASSIGNMENT INDICATOR
Sequence #0935 PMIS Database Screen 06

A one-character alpha code used by the petty officer detailer to indicate the type of assignment.

Code	Meaning
A	Alcohol rehabilitation counselor
B	Recruiter (salesman and supervisor)
C	Senior enlisted advisor
D	Drug education specialist
F	Instructor (IT School, Recruiter School, district leadership schools, POCM billet G-PRF)
G	AMVER Center PO billets
H	Human relations counsel or facilitator, Defense Relations Institute counselor
I	Investigator
J	Instructor (CG leadership schools, Yorktown & Petaluma, law enforcement)
K	District commander driver, CCGD8 & CCGD9
L	Career Counselor, Cape May
M	Driver trainer, CCGD12
O	Tactical law Enforcement Team
Q	Barracks MAA, Support Center Seattle
S	Special Services personnel
T	Tower Operator
Z	Humanitarian assignment

Continued on next page

**Section B
GLOSSARY**

Glossary Listing, Continued

PRI-AD-TERM-DT PRIOR EFFECTIVE ACTIVE DUTY TERMINATION DATE
Sequence #1062 PMIS Database Screen 05

The prior Effective Active Duty Termination Date (EXP-AD-TERM-DT) when the member has had a prior period of active duty paid by PMIS/JUMPS. Set by accessions transactions and by an Endorsement on Orders for reserve members called to active duty for a period of over 140 days. This date will correspond to the latest SEP-PROG-DESIG, sequence number 1239, when the member is currently on active duty.

**PRI-AD-TERM-SPD PRIOR EFFECTIVE ACTIVE DUTY TERMINATION DATE
SEPARATION PROGRAM DESIGNATOR**
Sequence #2384 PMIS Database Screen 05

A three-character alpha code to indicate the Separation Program Designator of the prior RELAD when the member is currently on active duty. Used in conjunction with sequence number 2312. Codes may be found in [COMDTINST M1900.4 \(series\)](#).

PRI-EFF-LOSS-DT PRIOR EFFECTIVE LOSS DATE
Sequence #1593 PMIS Database Screen 05

Used to record the most recent Loss Date from JUMPS when member's PMIS/JUMPS account has been reestablished. This is used for linking records of the ADPM with history files and fiscal year files with each other.

**PRI-EFF-LOSS-SPD PRIOR EFFECTIVE LOSS DATE SEPARATION PROGRAM
DESIGNATOR**
Sequence #2381 PMIS Database Screen 05

A three-character alpha code to indicate the Separation Program Designator of the prior retirement or discharge when a member had since reentered the Coast Guard. Used in conjunction with sequence number 1593. Codes may be found in [COMDTINST M1900.4 \(series\)](#).

Continued on next page

**Section B
GLOSSARY**

Glossary Listing, Continued

PRI-ENL-CD PRIOR ENLISTMENTS IN COAST GUARD CODE

Sequence #0194 PMIS Database Screen 05

A one-character alpha/numeric code to indicate whether the member is on his/her first enlistment or on a subsequent enlistment.

PRI-ENL-MTHS OFFICER NUMBER MONTHS ENLISTED SERVICE

Sequence #0943 PMIS Database Screen 01

The number of months an officer served in an enlisted status.

PRI-ENL-RANK OFFICER PRIOR ENLISTED RATE CODE

Sequence #0138 PMIS Database Screen 01

The last enlisted grade rate code held by an officer with prior enlisted service.

PRI-RES-TRA/PAY-CAT RESERVE PREVIOUS TRAINING/PAY CATEGORY

Sequence #2322 PMIS Database Screen 12

The latest previous code indicating the training and pay category a reserve member had been assigned. Used with Training/Pay Date and Training/Pay Category.

PRI-UNIT PRIOR UNIT INFORMATION

Sequence #0097 PMIS Database Screen 07

Group identification for prior permanent unit information. Includes sequence numbers 0098 through 0103, and 0269. This element occurs 24 times.

Continued on next page

**Section B
GLOSSARY**

Glossary Listing, Continued

PRI-UNIT-DIST PRIOR UNIT IDENTIFICATION DISTRICT CODE
Sequence #0100 PMIS Database Screen 07

A two-character alpha/numeric code to identify the district or Headquarters unit to which the member's prior permanent unit (as specified in the matching occurrence of sequence number 0101) was attached. Grade codes may be found in Section E of this Chapter.

PRI-UNIT-DT-DEPT PRIOR UNIT INFORMATION DATE DETACHED
Sequence #0099 PMIS Database Screen 07

Date member detached from prior permanent unit specified in the matching occurrence of sequence number 0101.

PRI-UNIT-DT-RPT PRIOR UNIT INFORMATION DATE REPORTED
Sequence #0098 PMIS Database Screen 07

Date member reported to prior permanent unit specified in the matching occurrence of sequence number 0101.

PRI-UNIT-OBC PRIOR UNIT OFFICER BILLET CODE
Sequence #0102 PMIS Database Screen 07

A six-character alpha/numeric code to identify, for officers, the specific position held at a prior permanent unit specified in the matching occurrence of sequence number 0101. Codes are assigned to represent specific tasks, duties and responsibilities within the group or specialty, requiring the services of one individual. Codes are listed in the [Commissioned and Warrant Officer Billet Manual, COMDTINST M5320.7 \(series\)](#).

PRI-UNIT-OPFAC PRIOR UNIT IDENTIFICATION OPFAC CODE
Sequence #0101 PMIS Database Screen 07

A five-character numeric code to identify the OPFAC of the member's prior unit. Codes are listed in Operating Facilities of the, COMDTINST M5440.2 (series).

Continued on next page

**Section B
GLOSSARY**

Glossary Listing, Continued

PRI-UNIT-RANK PRIOR UNIT LAST RATE HELD (GRADE RATE CODE)

Sequence #0103 PMIS Database Screen 07

The grade rate code assigned to a member at time of detachment from the prior permanent unit specified in the matching occurrence of sequence number 0101. Grade rate codes may be found in [Chapter 3-D](#) of this manual.

PRI-UNIT-TYPE PRIOR UNIT CONTIN-FLOAT-SHORE-UNIT-RES CODE

Sequence #0269 PMIS Database Screen 07

A one-character numeric code to indicate whether the member's prior permanent unit specified in the matching occurrence of sequence number 0101 was inside or outside the continental United States, restricted or nonrestricted, ashore or afloat.

Code	Meaning		
1	INCONUS	Afloat	Nonrestricted
2	INCONUS	Afloat	Restricted
3	INCONUS	Ashore	Nonrestricted
4	INCONUS	Ashore	Restricted
5	OUTCONUS	Afloat	Nonrestricted
6	OUTCONUS	Afloat	Restricted
7	OUTCONUS	Ashore	Nonrestricted
8	OUTCONUS	Ashore	Restricted

PROJ-ROT-DT PENDING TRANSFER PROJECTED ROTATION DATE

Sequence #0115 PMIS Database Screen 06

The projected date the member will rotate from the new duty station specified in sequence number 0118.

QUAL-CD QUALIFICATION CODE (ENLISTED) AND COLLATERAL DUTIES (OFFICERS)

Sequence #0176 PMIS Database Screen 09

A two-character alpha/numeric code to identify specific qualifications held by enlisted personnel in accordance with the Enlisted Qualifications Manual, COMDTINST M1414.8 (series). Also contains collateral duties for officers as input on Assignment Data (CG-3698A). See sequence number 2394 for date of qualification codes.

Continued on next page

**Section B
GLOSSARY**

Glossary Listing, Continued

QUAL-CD-DT QUALIFICATION CODE (ENLISTED) AND COLLATERAL DUTIES (OFFICERS) DATE
Sequence #2394 PMIS Database Screen 09

A six-character date (YYMMDD) to identify the date specific qualifications held by enlisted personnel in accordance with the Enlisted Qualifications Manual, COMDTINST M1414.8 (series) were assigned. Also contains collateral duties for officers as input on the Assignment Data (CG-3698A). See sequence number 0176 for qualification codes.

RANK RANK
Sequence #0011 PMIS Database Screen 00

A five-character numeric code to identify the member's rate/specialty and pay grade. See [Chapter 3-D](#) for table of codes.

RANK-DT DATE OF RANK
Sequence #0012 PMIS Database Screen 01

Date member was last promoted, reduced or changed to current rank, grade or rate. A change in rate (no promotion or reduction) will also change the RANK-DT.

RCSBP-ELECTION-CD RESERVE COMPONENT SURVIVORS BENEFIT PLAN ELECTION CODE
Sequence #2399 PMIS Database Screen 12

A one-character code indicating annuity option for RCSBP elections.

CODE MEANING

A Member defers a survivor annuity election or declines coverage until age 60

B Member provides deferred survivor annuity that begins on the member's 60th birthday or on the day after the member's death, whichever is latest

C Member elects to provide an immediate survivor annuity beginning on the day after the member's death

Continued on next page

**Section B
GLOSSARY**

Glossary Listing, Continued

**RCSBP-ELECTION-DATE RESERVE COMPONENT SURVIVORS BENEFIT PLAN
ELECTION CODE**
Sequence #2400 PMIS Database Screen 12

The date the member signed the RCSBP election.

REC-ASGT-AFLT MOST RECENT ASSIGNMENT AFLOAT
Sequence #0709 PMIS Database Screen 01

This one digit code when used with Table IV of PMIS/JUMPS Manual, Vol. V, Chapter 2, will show what type of operational afloat assignment was most recently held, and also the pay grade at which the experience was obtained.

REC-OP-FLD-ASGT MOST RECENT OPERATIONAL FIELD UNIT ASSIGNMENT
Sequence #0708 PMIS Database Screen 01

This one digit code when used with Officer Experience Indicator Code. Shows type of operational field unit assignment was most recently held, and also the pay grade at which the experience was obtained. See [Chapter 2-H](#).

RECOM-BY-CO RECOMMENDED BY CO TO TAKE SWE
Sequence #2410 PMIS Database Screen 02

Enter "Y" for yes, if CO has recommended this member for advancement. "N" for no, if CO has not recommended member for advancement.

RENL-CD REENLISTMENT CODE
Sequence #0216 PMIS Database Screen 05

A three to five-character alpha numeric code to indicate the member's discharge or reenlistment designator. (e.g. RE1, RE3Y)

Continued on next page

**Section B
GLOSSARY**

Glossary Listing, Continued

REQ-TERM-CD REQUESTED AD TERMINATION TYPE CODE
Sequence #1061 PMIS Database Screen 05

A one-character code to indicate the type of active duty termination the member has requested.

Code	Meaning
1	Retirement
2	Early Discharge
3	Resignation (not currently used)
4	Release from Active Duty

REQ-TERM-DT REQUESTED AD TERMINATION DATE
Sequence #1060 PMIS Database Screen 05

The date indicating the last day a member will serve on active duty based on date entered on the Rough Order Form. Currently used only for retirements. This date takes precedence over sequence number 0168 when less than the EXP-AD-TERM-DT. The submission of new orders or the cancellation of retirement orders will blank out this field.

RES-AD-LEN ENLISTED RESERVIST TERM OF CURRENT ACTIVE DUTY
Sequence #0191 PMIS Database Screen 05

The number of months (rounded to the nearest whole month) a reserve member or recalled retiree has agreed to serve on active duty.

Continued on next page

**Section B
GLOSSARY**

Glossary Listing, Continued

RES-ANNIV-DT RESERVE ANNIVERSARY DATE
Sequence #2324 PMIS Database Screen 12

For those who entered the Reserve on or before 30 Jun 49, the anniversary year extends from 1 Jul to 30 Jun. For those entering after 30 Jun 49, or whose reserve service was broken, the anniversary year extends from the date of entry or reentry to the day preceding the anniversary of entry or reentry. Recorded in MMDD format.

RES-ASSIGN-DT RESERVE (HOME) DUTY STATION DATE ASSIGNED UNIT
Sequence #2317 PMIS Database Screen 12

The date the member was assigned to their home reserve unit.

RES-CAT RESERVE CATEGORY
Sequence #2318 PMIS Database Screen 12

Denotes the category and classification of the reserve member. See COMDTINST M1011.27 (series), CG Reserve Administration and Training Manual.

Code	Description
C	Retired Reserve. Includes: <ul style="list-style-type: none">• RET-1 Retired with pay• RET-2 Retired-eligible for pay upon reaching age 60• RET-3 Retired-ineligible for retired pay
I	Standby Reserve
R	Ready Reserve
S	Standby Reserve (Active Status)

RES-CLASS RESERVE CLASSIFICATION
Sequence #2319 PMIS Database Screen 12

Denotes the category and classification of the reserve member. See Chapter 1-D, [COMDTINST M1001.28 \(series\), CG Reserve Policy Manual](#).

Continued on next page

**Section B
GLOSSARY**

Glossary Listing, Continued

RES-DIST RESERVE (HOME) DUTY STATION - DISTRICT

Sequence #2313 PMIS Database Screen 12

Member's home of record district. Updated for (1) recording reserve district when member reports on active duty in excess of 139 days, (2) when member moves from one inactive unit to another, (3) when member RELADs or, (4) a correction is needed to home of record.

RES-DRILL-OBL-DT RESERVE DRILL OBLIGATION DATE

Sequence #2332 PMIS Database Screen 12

The date the member of the Reserve no longer is required to perform inactive duty drills. This information is entered on a Personnel Action. This information is found on the Statement of Understanding (CG-3301A) or Application for a Direct Commission.

RES-INIT-ENTRY-DT INITIAL ENTRY RESERVE FORCES

Sequence #2331 PMIS Database Screen 12

Date of initial entry into any reserve forces.

RES-OPFAC RESERVE (HOME) DUTY STATION - OPFAC

Sequence #2314 PMIS Database Screen 12

Member's home of record OPFAC. Updated for (1) recording reserve OPFAC when member reports on active duty in excess of 139 days, (2) when member moves from one inactive unit to another, (3) when member RELADs or, (4) a correction is needed to home of record.

Continued on next page

**Section B
GLOSSARY**

Glossary Listing, Continued

RES-PHYS-EXAM-CD RESERVE PHYSICAL EXAM STATUS CODE
Sequence #2397 QUERY SCREEN 12

A one-character alpha code to indicate the result of the member's last physical condition. See PHYS-EXAM-STAT-CD.

RES-PHYS-EXAM-DT DATE OF PHYSICAL EXAM
Sequence #2396 QUERY SCREEN 12

The date the member was last physically examined.

RES-PPO RESERVE PROVISIONAL PETTY OFFICER STATUS
Sequence #2416 PMIS Database Screen 12

Indicates whether member is in a provisional petty officer status. Valid codes are:

Y = Yes

N = No

RES-RTB-ELIG-DT ELIGIBILITY DATE
Sequence #2422 PMIS Database Screen 12

The date a reserve member became entitled to RTB.

RES-RTB-LTR-DT RECEIPT DATE BY MEMBER OF RTB NOTIFICATION LETTER
Sequence #2418 PMIS Database Screen 12

The date the member signed the Certified - Return Receipt card.

Continued on next page

**Section B
GLOSSARY**

Glossary Listing, Continued

RES-RTB-OPTION RTB OPTION

Sequence #2421 PMIS Database Screen 12

A one-character alpha code to identify the RTB option the member is eligible for.

Valid codes are:

L = Separation Pay (6-15 years of service)

Q = Early qualification for retirement pay at age 60 (involuntary separation)

X = Other

W = Not applicable (not eligible for any RTB option)

RES-RTB-RESPONSE

RTB RESPONSE

Sequence #2420 PMIS Database Screen 12

Member's response to the RTB Notification letter. Valid codes are:

A = Accept

D = Decline

RES-RTB-RESPONSE-DT

RTB RESPONSE DATE

Sequence #2419 PMIS Database Screen 12

The date of receipt in Commandant of member's response to the RTB notification letter.

RES-RTB-TFR-CD

TRANSFER REASON CODE

Sequence #2415 PMIS Database Screen 12

A two character alpha code assigned by the ISC to determine RTB eligibility or ineligibility of reserve member. See [Personnel Action Code R 900](#) for codes

Continued on next page

**Section B
GLOSSARY**

Glossary Listing, Continued

RES-2X2X2-2X4 RESERVE 2X2X2-2X4 PROGRAM
Sequence #2417 PMIS Database Screen 12

Indicates whether member is in a 2X2X2 or 2X4 program. Valid codes are:
Y = Yes
N = No

**RES-SCREEN-CD CODE TO SHOW DISTRICT ACTION DETERMINED
NECESSARY AS RESULT OF SCREENING QUESTIONNAIRE**
Sequence #2327 PMIS Database Screen 12

Denotes whether response has or has not been received to the screening questionnaire.

CODE	MEANING
1	Retain in Ready Reserve
2	Transfer to Ready Reserve
3	Retain in Standby Reserve
4	Transfer to Standby Reserve

**RES-SCREEN-DT DATE LAST SCREENING QUESTIONNAIRE AS SIGNED BY
MEMBER**
Sequence #2326 PMIS Database Screen 12

Date last screening questionnaire was sent to member.

Continued on next page

**Section B
GLOSSARY**

Glossary Listing, Continued

RES-STANDBY-CD RESERVE STANDBY REASON
Sequence #2329 PMIS Database Screen 12

Used when assigned to the Standby Reserve.

CODE MEANING

0	Must be used if element code 14 is either "1" or "3"
1	No obligation / Requested transfer
2	No obligation / Surplus
3	No obligation / Training unsatisfactory
4	Elective or appointive position
5	Personal hardship
6	Community hardship
7	Critical civilian occupation
8	Apprentice, critical civilian occupation
9	Student, critical civilian occupation
F	Failure to meet weight or appearance standards
P	Theological student
R	Other
8	Apprentice, critical civilian occupation
9	Student, critical civilian occupation
F	Failure to meet weight or appearance standards
P	Theological student
R	Other

RES-TRA/PAY-CAT RESERVE TRAINING/PAY CATEGORY
Sequence #2320 PMIS Database Screen 12

Indicates the training and pay category to which the reserve member has been assigned. See Section 1-D-5 of [COMDTINST M1001.28 \(series\), CG Reserve Policy Manual](#).

Continued on next page

**Section B
GLOSSARY**

Glossary Listing, Continued

RES-TRA/PAY-CAT-DT RESERVE TRAINING/PAY CATEGORY DATE
Sequence #2321 PMIS Database Screen 12

Date the member was placed in TRA/PAY Category.

RES-TRNG-RATING RESERVE TRAINING RATING
Sequence #2325 PMIS Database Screen 12

Used for non-rated and authorized laterals.

RES-TRNG-RATING-DT RESERVE TRAINING RATING DATE
Sequence #2431 PMIS Database Screen 12

The date the Reserve Training Rating is effective.

RESP-PAY-CD RESPONSIBILITY PAY CODE
Sequence #1329 PMIS Database Screen 14

A 1-character numeric code to indicate if a member is in receipt of Responsibility Pay.

CODE MEANING

0 Entitlement to Responsibility Pay terminated

1 Receiving Responsibility Pay

Blank Never received entitlement

RESP-PAY-DT RESPONSIBILITY PAY DATE
Sequence #1488 PMIS Database Screen 14

The date a member became entitled to Responsibility Pay as shown in sequence number 1329.

Continued on next page

**Section B
GLOSSARY**

Glossary Listing, Continued

RETENTION-CD ENLISTED MEMBER RETENTION CODE

Sequence #2343 PMIS Database Screen 05

A one-character alpha code to indicate the reason the enlisted member is being retained past the expected termination date.

Code	Meaning
J	War or other national emergency (12-B-11 c)
K	Crewman on cutter at sea (12-B-11d)
L	Assigned to station OUTCONUS (12-B-11e)
M	Medical disability (12-B-11f)
N	Trial or punishment by court-martial (12-B-11h)
O	Public Interest (12-B-11i)
P	Awaiting action by reviewing authority (12-B-11j)
Q	High Year Tenure

RETENTION-CD Retention Code

Fixed Data Segment 00, Page 2.

Retention code in fixed data is set in Update by the P176 or the SOI (L6FA) as a '1' or '0' and is used to compute leave sold, after which Compute resets it back to zero ('0').

RETIRE-CD EFFECTIVE TERMINATION TYPE CODE (ENTERED AFTER SEPARATION)

Sequence #1065 PMIS Database Screen 05

A one-character alpha/numeric code assigned to retirees after separation to indicate the reason and authority for retirement. Codes can be found in [Section 2-C](#) of this manual.

REXT-EFF-DT EXTENSION INFORMATION EFFECTIVE DATE OF REEXTENSION

Sequence #0455 PMIS Database Screen 05

The date a reextension becomes effective - normally the day after the expiration of a prior extension.

REXT-LEN EXTENSION INFORMATION REEXTENSION TERM

Sequence #0456 PMIS Database Screen 05

The number of years, months and days an enlistment is reextended. Format is YMMDD.

Continued on next page

**Section B
GLOSSARY**

Glossary Listing, Continued

REXT-RCVD-CD EXTENSION INFORMATION P 199 RECEIVED FLAG
Sequence #0457 PMIS Database Screen 05

When Action Code [P 199](#) is received reporting that the member has begun service under a voluntary reextension of enlistment, this six-digit field will be filled with six ones (e.g., "111111"). If Action Code [P 159](#) is used to terminate an involuntary retention reported by Action Code [P 176](#), this field will contain "176176" until the Action Code [P 199](#) is received.

RMGIB-ELIG-STAT RESERVE MGIB ELIGIBILITY STATUS CODE
Sequence #2387 PMIS Database Screen 12

A one-character alpha code to indicate the MGIB eligibility status of a reserve member under Title 10 U.S.C. Chapter 106 for education benefits. Also applies to and includes personnel that want to pursue a second degree in another subject or nondegree program and have already been awarded a bachelor's degree and have entered into a new six-year contract on or after 1 Oct 90.

Code	Meaning
W	Not Applicable
A	Ineligible - Completed the course of instruction required for the award of a baccalaureate degree or equivalent
B	Ineligible - Receiving a ROTC scholarship
C	Ineligible - Has not executed a six-year contract or service obligation in the Selected Reserve after 30 JUN 85
D	Ineligible - Has not completed IADT
E	Ineligible - Did not complete the requirements for a high school diploma or the equivalent prior to completing IADT, or for officers, prior to executing a six-year Selected Reserve obligation
F	Eligible - Meets all eligibility criteria. Also applies to and includes personnel that want to pursue a second degree in another subject or nondegree program and have already been awarded a Bachelor's Degree and have entered into a new six-year contract on or after 1 October 1990.
G	Eligibility Terminated - Correction of erroneous report of eligibility
H	Eligibility Terminated - Failed to participate satisfactorily prior to completing required service
I	Eligibility Terminated - Expiration of 10 year eligibility period
J	Eligibility Terminated - Completed a course of instruction required for the award of a baccalaureate degree or equivalent
K	Eligibility Terminated - Receiving a ROTC scholarship
L	Eligibility Terminated - Deceased, separated or transferred from the Selected Reserve prior to completing required service
M	Eligibility Suspended - Being processed for unsatisfactory participation
N	Eligibility Suspended - Granted a period of authorized non-availability (missionary) up to three years
P	Eligibility Suspended - Granted a period of authorized non-availability (all others) not to exceed one year
Q	Eligibility Reinstated - Has re-affiliated with the Selected Reserve
R	Eligible - Disability not the result of individual's willful misconduct

Continued on next page

**Section B
GLOSSARY**

Glossary Listing, Continued

RMGIB-OBL-SVC RESERVE MGIB OBLIGATED SERVICE

Sequence #2390 PMIS Database Screen 12

A two-character alphanumeric code indicating the number of months of Montgomery GI Bill Title 10, U. S. Code Section 106 obligated service remaining at the termination or suspension of the Reserve Component MGIB Eligibility.

Code	Meaning
00-72	Valid number of months remaining
WW	Not applicable

RMGIB-PENAL-STAT RESERVE MGIB PENALTY STATUS CODE

Sequence #2391 PMIS Database Screen 12

A one-character numeric code indicating penalty status at the time of termination or suspension of Reserve Component MGIB Eligibility.

Code	Meaning
1	Penalty not required
2	Penalty required
3	Penalty required, waived
6	Not applicable

RMGIB-START-DT RESERVE MGIB START DATE

Sequence #2388 PMIS Database Screen 12

A six-character numeric code indicating eligibility start date; taken from block 10 of DD Form 2384, Selected Reserve Educational Assistance Program (GI Bill) Notice of Basic Eligibility.

RMGIB-STOP-DT RESERVE MGIB STOP DATE

Sequence #2389 PMIS Database Screen 12

A six-character numeric date indicating suspension date, termination date, or expected termination date of the Reserve Component MGIB Eligibility.

Continued on next page

**Section B
GLOSSARY**

Glossary Listing, Continued

ROT-DT

ROTATION ELIGIBILITY DATE

Sequence #0228 PMIS Database Screen 06

The date the member is eligible for transfer from his/her permanent duty station.

RU

PERMANENT DUTY STATION REPORTING UNIT CODE

Sequence #0530 PMIS Database Screen 06

A two-character numeric code to indicate the reporting unit that is administratively responsible for the member's current permanent unit, as specified in sequence number 0577.

RU-DIST

PERMANENT DUTY STATION REPORTING UNIT DISTRICT

Sequence #1238 PMIS Database Screen 06

A two-character numeric code to indicate the district of the reporting unit of the member's permanent duty station (as opposed to present duty station).

RU-OPFAC

PERMANENT DUTY STATION REPORTING UNIT OPFAC CODE

Sequence #0720 PMIS Database Screen 06

A five-character numeric code to indicate the OPFAC number of the member's permanent reporting unit which is specified in sequence number 0530. OPFAC codes may be found in Operating Facilities of the , COMDTINST M5440.2 (series).

Continued on next page

**Section B
GLOSSARY**

Glossary Listing, Continued

SDAP-CAT

SDAP CATEGORY

Sequence #0231 PMIS Database Screen 14

A one-character alpha code to indicate the category of Special Duty Assignment Pay to which a member is authorized. Used in connection with SDAP Indicator Number, sequence number 0230.

CODE MEANING

A Coxswains (Surf Qual)
B CEA (Gold Badge)
C District 17 ANT
O Entitlement to SDAP terminated
R Recruiters
S Officer in Charge Afloat
T Officer in Charge Ashore
U Special Agents
V Recruit CC of ACC
X National Strike Force
Y Helicopter Rescue Swimmer
Blank Never received entitlement

SDAP-DT

SDAP DATE

Sequence #1487 PMIS Database Screen 14

The date a member became entitled to Special Duty Assignment Pay as shown in sequence number 0230.

Continued on next page

**Section B
GLOSSARY**

Glossary Listing, Continued

SDAP-IND-NBR SDAP INDICATOR NUMBER
Sequence #0230 PMIS Database Screen 14

A one-character numeric code indicating the monetary value of Special Duty Assignment Pay authorized an enlisted member. Used in connection with SDAP Category, sequence number 0231.

CODE MEANING

0	Entitlement to Special Duty Assignment Pay terminated
1	Rate \$055
2	Rate \$110
3	Rate \$165
4	Rate \$220
5	Rate \$275
Blank	Never received entitlement

Continued on next page

**Section B
GLOSSARY**

Glossary Listing, Continued

SEC-CLEAR-ELIG CLEARANCE/SECURITY DETERMINATION ELIGIBILITY
Sequence #2403 PMIS Database Screen 02

A one-character alpha/numeric code to indicate the level of security clearance investigated/adjudicated.

CODE MEANING

A	No clearance - investigation reopened
B	SCI denied - ineligible for clearance
C	Confidential
D	Clearance denied
E	Interim Confidential
F	SCI revoked - ineligible for clearance
G	Secret - SCI denied
H	Secret - SCI revoked
K	Eligible for SCI w/waiver
L	Restricted to non-sensitive duties - not eligible for sensitive duties
M	Top Secret only - SCI revoked
N	Top Secret only - SCI denied
O	Interim Secret
P	Interim Top Secret
Q	No clearance/access required - favorable investigation
R	Clearance revoked
S	Secret
T	Top Secret
U	Interim SCI
V	DCID 1/14 eligible
W	Top Secret - SCI requires adjudication
X	Action pending
Y	Pending final adjudication/access suspended
Z	Adjudicative action incomplete due to loss of jurisdiction
1	LAA Confidential
2	LAA Secret
3	Pending reply to Letter of Intent (LOI)/Statement of Reasons (SOR)
4	Clearance administratively withdrawn
5	Position of trust (no clearance determination)
6	SCI denied (no clearance determination)
7	SCI revoked (no clearance determination)

Continued on next page

**Section B
GLOSSARY**

Glossary Listing, Continued

**SEC-CUR-CLEAR-AUTH CURRENT CLEARANCE AUTHORIZED/SECURITY
DETERMINATION**

Sequence #2339 PMIS Database Screen 02

A one-character alpha/numeric code to indicate the level of security clearance at the member's current unit.

CODE	MEANING
A	No clearance - investigation reopened
B	SCI denied - ineligible for clearance
C	Confidential
D	Clearance denied
E	Interim Confidential
F	SCI revoked - ineligible for clearance
G	Secret - SCI denied
H	Secret - SCI revoked
I	Clearance pending - investigation reopened
J	No clearance required - file created
K	Eligible for SCI w/waiver
L	Restricted to non-sensitive duties - not eligible for sensitive duties
M	Top Secret only - SCI revoked
N	Top Secret only - SCI denied
O	Interim Secret
P	Interim Top Secret
Q	No clearance/access required - favorable investigation
R	Clearance revoked
S	Secret
T	Top Secret
U	Interim SCI
V	DCID 1/14 eligible
W	Top Secret - SCI requires adjudication
X	Action pending
Y	Pending final adjudication/access suspended
Z	Adjudicative action incomplete due to loss of jurisdiction
1	LAA Confidential
2	LAA Secret
3	Pending reply to Letter of Intent (LOI)/Statement of Reasons (SOR)
4	Clearance administratively withdrawn
5	Position of trust (no clearance required)
6	SCI denied (no clearance determination)
7	SCI revoked (no clearance determination)

Continued on next page

**Section B
GLOSSARY**

Glossary Listing, Continued

SEC-CUR-CLEAR-AUTH-DT DATE CLEARANCE ADJUDICATED/GRANTED
Sequence #2340 PMIS Database Screen 02

The six-character numeric date (YYMMDD) to indicate the most recent security clearance shown in sequence number 2339 was granted.

SEC-INVEST-DT INVESTIGATION DATE
Sequence #2338 PMIS Database Screen 02

Six-character numeric date (YYMMDD) to identify when investigation was completed.

SEC-INVEST-TP TYPE OF INVESTIGATION
Sequence #2337 PMIS Database Screen 02

One character alpha/numeric code to indicate type of security investigation.

CODE MEANING

- 1 Entrance National Agency Check (ENTNAC)
 - 2 National Agency Check (NAC)
 - 3 NAC plus written inquiries (NACI)
 - 4 Background Investigation (BI)
 - 5 Special Background Investigation (SBI)
 - 6* NAC plus 10 years service (obsolete)
 - 7 NAC plus Special Investigative Inquiry (SII)
 - 8 ENTNAC plus SII
 - 9* Interview oriented BI (IBI)
 - 0 Single Scope Background Investigation (SSBI)
 - A* Expanded NAC
 - B Local Records Check (LRC) plus NACI requested
 - C NACI requested
 - D NAC (or NACI) plus BI or IBI requested
 - E NAC plus SBI requested
 - F BI/IBI (10 year scope)
 - G Periodic reinvestigation (PR) or BI/IBI
 - H* NAC plus partial SBI
 - I* Character investigation (IRS)
 - J PR or SBI
-

Continued on next page

**Section B
GLOSSARY**

Glossary Listing, Continued

SEC-INVEST-TP Continued	K*	Limited BI (LBI) (OPM)
	L*	Minimum BI (MBI)(OPM)
	M	SBI plus current NAC
	N	NACI plus current NAC
	O*	SII
	P	IBI/BI plus current NAC
	Q*	MBI plus current NAC
	R*	LBI plus current NAC
	S	SBI plus current BI/IBI
	T	IBI/BI requested
	U	Other
	V	SBI requested
	W	Local Records Check (LRC)
	X*	MBI - Expanded
	Y*	LBI - Expanded
	Z	NACI plus SII
	#	Secret PR
	* Periodic reinvestigation - Secret	

SEP-PAY-DT **SEPARATION PAY DATE**
Sequence #2426 QUERY SCREEN - 05

Date member received separation pay, readjustment pay, severance pay, or disability severance pay.

SEP-PAY-AMT **SEPARATION PAY AMOUNT**
Sequence #2427 QUERY SCREEN - 05

Amount of separation pay, readjustment pay, severance pay, or disability severance pay, paid to member.

Continued on next page

**Section B
GLOSSARY**

Glossary Listing, Continued

SEP-PAY-CD

SEPERATION PAY CODE

Sequence #2428 QUERY SCREEN - 05

A two-Character alphanumeric field. The first alpha character shows the type of pay and the second numeric character indicates the service that made the payment.

Code	1st Position (Type of Pay)
A	Separation
B	Readjustment
C	Severance
D	Disability Severance
E	SSB
F	VSI

Code	2nd Position (Service paying)
1	Army
2	Navy
3	Marine Corp
4	Air Force
5	Coast Guard
6	NOAA
7	Public Health
8	National Guard

SEX

MEMBER SEX CODE

Sequence #0017 PMIS Database Screen 01

A one-character alpha code to identify the member's gender.

SHIP-HELO-QUAL

**AVIATOR INFORMATION SHIP-HELICOPTER-
OPERATIONS QUALIFICATION**

Sequence #0073 PMIS Database Screen 10

A one-character alpha code to identify aviators with ship-helicopter operations qualifications.

Code	Meaning
Q	Qualified
L	Lapsed
Blank	Not Qualified

Continued on next page

**Section B
GLOSSARY**

Glossary Listing, Continued

SIG-NBR

OFFICER SIGNAL NUMBER

Sequence #0127 PMIS Database Screen 01

A six-character numeric code to identify the position of seniority of all officers on active duty. Signal numbers may be found in the USCG Register of Officers, COMDTINST M1427.1 (series). Each year a new Register of Officers is printed and new signal numbers are assigned.

The signal number assigned to an "extra number" officer will be the same as that assigned to the next senior regular commissioned officer except that it will contain an alphabetic suffix. "Extra number" officers are included on the Active Duty Promotion List (ADPL).

An officer not included on the ADPL is assigned the same signal number as his/her running mate except that it will contain an alphabetic suffix. The officer signal number consists of six positions. Positions 1-4 contain the actual signal number. Positions 5 and 6 are used to insert new members (01 would be used to insert the first new member; 02 would be used to insert the second new member, etc.). Position 5 is also used for the alphabetic character that identifies a running mate.

Examples:			
0098	Member on ADPL	2963	Member on ADPL
0542	Member on ADPL	2963A	Running mate of previous member
0542A	Running mate of previous member	500101	1st new member added
178801	1st new member added	500102	2nd new member added
178802	2nd new member added	500103	3rd new member added

NOTE: This number cannot be used in the MARS "SORT" operation. SIG-NBR is duplicated in sequence number 1666 for sorting operations.

Continued on next page

**Section B
GLOSSARY**

Glossary Listing, Continued

SOCS-DT LATEST STATEMENT OF CREDITABLE SERVICE REVIEW DATE
Sequence #2380 PMIS Database Screen 00

The date of the latest statement of creditable service review and update to the PMIS file by HRSIC (SES). In YYMMDD format.

SPEC-TRNG-CD PENDING TRANSFER SPECIAL TRAINING CODE
Sequence #0121 PMIS Database Screen 06

A two-character alpha/numeric code to identify special training requirements for an officer in the new billet specified in sequence number 0116. Special training codes may be found in the USCG Register of Officers, COMDTINST M1427.1 (series).

SPOUSE-AD-CD MEMBER DEPENDENTS SPOUSE ACTIVE DUTY FLAG
Sequence #0856 PMIS Database Screen 04

A one-character numeric code to indicate whether the spouse of the member is on active duty on military service.

Code	Meaning
1	Spouse not on active duty
2	Spouse on active duty
3	Spouse in reserve component (drilling or IRR)

SPOUSE-IN-SVC-BR SPOUSE IN SERVICE BRANCH
Sequence #2342 PMIS Database Screen 04

A one-character alpha code to identify the branch of service in which spouse is serving.

Code	Branch of Service	Code	Branch of Service
A	US Coast Guard	H	US Air Force Reserve
B	US Coast Guard Reserve	I	US Marine Corps
C	Navy (USN)	J	US Marine Corps Reserve
D	US Navy Reserve	K	US Public Health Service
E	US Army	L	US National Guard
F	US Army Reserve	M	NOAA
G	US Air Force		

Continued on next page

**Section B
GLOSSARY**

Glossary Listing, Continued

SPOUSE-IN-SVC-SSN SPOUSE IN SERVICE SSN
Sequence #2341 PMIS Database Screen 04

A nine-character numeric date indicating the SSN of spouse, who is in service.

SSN SOCIAL SECURITY NUMBER
Sequence #0002 PMIS Database Screen 00

Member's nine-digit Social Security Identification Number.

SSN-CHG-DT SSN CHANGE DATE
Sequence #0024 PMIS Database Screen 01

The effective date the member's SSN is changed. Used in conjunction with sequence number 0201.

SSN-CHG-NBR SSN CHANGE CODE
Sequence #0201 PMIS Database Screen 01

A one-character numeric code to indicate whether the member's social security number has changed.

CODE	MEANING
0	Original SSN entry
1	SSN change number 1
2	SSN change number 2
3	SSN change number 3

Continued on next page

**Section B
GLOSSARY**

Glossary Listing, Continued

STA-ALLOW-CD STATION ALLOWANCE CODE
Sequence #0123 PMIS Database Screen 14

A one-character numeric code to identify the type of station allowance a member is receiving.

CODE	MEANING
0	Allowance terminated
1	Receiving housing allowance
2	Receiving cost of living allowance
3	Receiving both above allowances
Blank	Never received either allowance

STA-ALLOW-DT STATION ALLOWANCE CODE
Sequence #1486 PMIS Database Screen 14

The date a member became entitled to a station allowance as shown in sequence number 0123.

STAT-IND OFFICER STATUS INDICATOR
Sequence #1153 PMIS Database Screen 01

Group identification for officer status indicator information. Includes sequence numbers 0130, 0131, 0132, 0133 and 1154.

Continued on next page

**Section B
GLOSSARY**

Glossary Listing, Continued

SUBSIST-CD

SUBSISTENCE CODE

Sequence #0068 PMIS Database Screen 14

A one-character alpha code to identify a member's entitlement to subsistence.

CODE MEANING

0 Entitlement Terminated

H Basic Allowance for Subsistence (enlisted)

I Commuted Rations (SEPRATS)

J Stewards - stewards subsisted in cabin and wardroom messes and/or members subsisted in messes of other services

K Not elsewhere classified

L Special Allowance for Subsistence

M Officer Basic Allowance for subsistence

Blank Has never received entitlement

SUBSIST-DT

SUBSISTENCE DATE

Sequence #0276 PMIS Database Screen 14

The most recent date on which a member became entitled to subsistence as reported in sequence number 0068.

SUSP-DT

AVIATOR INFORMATION DATE SUSPENDED

Sequence #0276 PMIS Database Screen 10

The data an aviator is suspended from flight qualification

SVC-SCH-CD

SERVICE SCHOOL NAME CODE

Sequence #0822 PMIS Database Screen 09

A six-character numeric code to indicate the service schools completed by the member. Codes are assigned by Commandant and may be found in [Enclosure \(8\) of the 3PM](#).

Continued on next page

**Section B
GLOSSARY**

Glossary Listing, Continued

SVC-SCH-DT (DD) SERVICE SCHOOL DAY
Sequence #0819 PMIS Database Screen 09

The day training at a service school was completed.

SVC-SCH-DT (MM) SERVICE SCHOOL MONTH
Sequence #0820 PMIS Database Screen 09

The month training at a service school was completed.

SVC-SCH-DT (YY) SERVICE SCHOOL YEAR
Sequence #0821 PMIS Database Screen 09

The year training at a service school was completed.

SVC-SCH-INFO SERVICE SCHOOL INFORMATION
Sequence #0818 PMIS Database Screen 09

Group identification for professional training schools completed. Includes sequence numbers 0819 through 0822.

SWE-CYCLE-DATE SWE CYCLE DATE
Sequence #2413 PMIS Database Screen 02

Enter the month and year in which member will be seating for the servicewide exam. Example: MAY94

Continued on next page

**Section B
GLOSSARY**

Glossary Listing, Continued

SWE-QUAL

SWE QUALIFIED

Sequence #2409 PMIS Database Screen 02

"Y" indicates member is qualified to participate in the servicewide exam.
"N" along with a one or two alpha/numeric character reason indicates member is not qualified. Below is the list of disqualifying reasons:

2 =	Courses(s) NOT Completed	RT =	Res No Test
3 =	Insufficient Time in Rating	23 =	Insuf TIR & Crs NOT Comp
4 =	Insufficient Time in Service	24 =	Insuf TIS & Crs NOT Comp
5 =	No recom by CO	26 =	Insuf Sea Time & Crs NOT Comp
6 =	Insufficient Sea Time	26 =	Insuf Sea Time & Crs NOT Comp
7 =	Does not Plan to Participate	28 =	Not OIC Qual & Crs NOT Comp
8 =	Not OIC Qualified	29 =	Low Marks & Crs NOT Comp
9 =	Low Marks/Low ADT	30 =	Conduct Marks & Crs NOT Comp
10 =	Conduct Mark	31 =	No CPO Academy & Crs NOT Comp
11 =	No CPO Academy	32 =	Lacks 4 Yr Cont Acti Duty and Crs
12 =	Lacks 4YR Cont Active Duty	33 =	Lacks Cont Act Duty & Crs Comp
13 =	Lacks Cont Active Duty	34 =	Reserve Lacks 6 Yrs Cont & Crs Comp
14 =	Reserve-Lack 6 Yrs Cont Active Duty	35 =	HS Rate-No EMT Certification &Crs Comp
15 =	HS Rate-No EMT Certification	79 =	Lacks Mult Qual Fact Except Crs
21 =	Not Qual-PMIS & Crs Comp	99 =	Lacks Mult Qual Fact Incl Crs
NT =	No Test	R6 =	Res 6YR

SWE-SPEC

SERVICEWIDE EXAM SPECIALTY

Sequence #2377 PMIS Database Screen 02

The enlisted rank and rate to which the commanding officer has approved a lateral change in rating for paygrades E4-E6, or for a nonrated member to participate in the exam for advancement to E4.

Continued on next page

**Section B
GLOSSARY**

Glossary Listing, Continued

SWE-SPEC-DATE SERVICEWIDE EXAM SPECIALTY DATE
Sequence #2423 PMIS Database Screen 02

This date is set by the Effective Date of [Action Code 325](#), Element Code 03 to record the date member's Exam Specialty was established.

TEST-AR-ATMPT BASIC BATTERY TEST, NUMBER OF ATTEMPTS (AR)
Sequence #1689 PMIS Database Screen 11

This field indicates the number of times the basic battery test, or portions of it, had been taken when the score for the arithmetic reasoning (AR) test was recorded. The score for this test can be found in sequence number 0178.

TEST-AR-SCORE BASIC BATTERY TEST SCORE (AR)
Sequence #0178 PMIS Database Screen 11

Score of arithmetic reasoning portion of the basic battery test given to enlisted personnel (primarily at Recruit Training Centers) soon after their entrance into the Coast Guard. One of eleven basic test scores. The test scores are recorded in sequence numbers 0177 through 0183 and 1670 through 1673.

**TEST-AR-VER BASIC BATTERY TEST SCORE, NUMBER TIMES (AR) PORTION
TAKEN**
Sequence #1678 PMIS Database Screen 11

This field indicates the number of times the arithmetic reasoning (AR) portion of the basic test has been taken. The test score for the last time this test was taken can be found in sequence number 0178.

Continued on next page

**Section B
GLOSSARY**

Glossary Listing, Continued

TEST-AS-ATMPT BASIC BATTERY TEST, NUMBER OF ATTEMPTS (AS)
Sequence #1694 PMIS Database Screen 11

This field indicates the number of times the basic battery test, or portions of it, had been taken when the score for the auto and shop (AS) test was recorded. The score for this test can be found in sequence number 0183.

TEST-AS-SCORE BASIC BATTERY TEST SCORE (AS)
Sequence #0183 PMIS Database Screen 11

Score of auto and shop portion of the basic battery test given to enlisted personnel (primarily at Recruit Training Centers) soon after their entrance into the Coast Guard. One of eleven basic test scores. The test scores are recorded in sequence numbers 0177 through 0183 and 1670 through 1673.

**TEST-AS-VER BASIC BATTERY TEST SCORE, NUMBER TIMES (AS) PORTION
TAKEN**
Sequence #1683 PMIS Database Screen 11

This field indicates the number of times the auto and shop (AS) portion of the basic battery test has been taken. The test score can be found in sequence number 0183.

TEST-CS-ATMPT BASIC BATTERY TEST, NUMBER OF ATTEMPTS (CS)
Sequence #1693 PMIS Database Screen 11

This field indicates the number of times the basic battery test, or portions of it, had been taken when the score for the coding speed (CS) test was recorded. The score for this test can be found in sequence number 0182.

Continued on next page

**Section B
GLOSSARY**

Glossary Listing, Continued

TEST-CS-SCORE BASIC BATTERY TEST SCORE (CS)
Sequence #0182 PMIS Database Screen 11

Score of coding speed portion of the basic battery given to enlisted personnel (primarily at Recruit Training Centers) soon after their entrance into the Coast Guard. One of eleven basic test scores. The test scores are recorded in sequence numbers 0177 through 0183 and 1670 through 1673.

**TEST-CS-VER BASIC BATTERY TEST SCORE, NUMBER TIMES (CS) PORTION
TAKEN**
Sequence #1682 PMIS Database Screen 11

This field indicates the number of times the coding speed (CS) portion of the basic battery test has been taken. The test score can be found in sequence number 0182.

TEST-EI-ATMPT BASIC BATTERY TEST, NUMBER OF ATTEMPTS (EI)
Sequence #1697 PMIS Database Screen 11

This field indicates the number of times the basic battery test, or portions of it, had been taken when the score for the electronics information (EI) test was recorded. The score for this test can be found in sequence number 1672.

TEST-EI-SCORE BATTERY TEST SCORE (EI)
Sequence #1672 PMIS Database Screen 11

Score of electronics information portion of the basic battery test given to enlisted personnel (primarily at Recruit Training Centers) soon after their entrance into the Coast Guard. One of eleven basic test scores. The test scores are recorded in sequence numbers 0177 through 0183 and 1670 through 1673.

Continued on next page

**Section B
GLOSSARY**

Glossary Listing, Continued

**TEST-EI-VER BASIC BATTERY TEST SCORE, NUMBER TIMES (EI) PORTION
TAKEN**

Sequence #1686 PMIS Database Screen 11

This field indicates the number of times the electronic information (EI) portion of the basic battery test has been taken. The test score can be found in sequence number 1672.

TEST-GS-ATMPT BASIC BATTERY TEST, NUMBER OF ATTEMPTS (GS)

Sequence #1688 PMIS Database Screen 11

This field indicates the number of times the basic battery test, or portions of it, had been taken when the score for the general science (GS) test was recorded. The score for this test can be found in sequence number 0177.

TEST-GS-SCORE BASIC BATTERY TEST SCORE (GS)

Sequence #0177 PMIS Database Screen 11

Score of general science portion of the basic battery test given to enlisted personnel (primarily at Recruit Training Centers) soon after their entrance into the Coast Guard. One of eleven basic test scores. The test scores are recorded in sequence numbers 0177 through 0183, and 1670 through 1673.

**TEST-GS-VER BASIC BATTERY TEST SCORE, NUMBER TIMES (GS) PORTION
TAKEN**

Sequence #1677 PMIS Database Screen 11

This field indicates the number of times the general science (GS) portion of the basic battery test has been taken. The test score for the last time this test was taken can be found in sequence number 0177.

Continued on next page

**Section B
GLOSSARY**

Glossary Listing, Continued

TEST-MC-ATMPT BASIC BATTERY TEST, NUMBER OF ATTEMPTS (MC)
Sequence #1696 PMIS Database Screen 11

This field indicates the number of times the basic battery test, or portions of it, had been taken when the score for the mechanical comprehension (MC) test was recorded. The score for this test can be found in sequence number 1671.

TEST-MC-SCORE BASIC BATTERY TEST SCORE (MC)
Sequence #1671 PMIS Database Screen 11

Score of mechanical comprehension portion of the basic battery test given to enlisted personnel (primarily at Recruit Training Centers) soon after their entrance into the Coast Guard. One of eleven basic test scores. The test scores are recorded in sequence numbers 0177 through 0183 and 1670 through 1673.

**TEST-MC-VER BASIC BATTERY TEST SCORE, NUMBER TIMES (MC) PORTION
TAKEN**
Sequence #1685 PMIS Database Screen 11

This field indicates the number of times the mechanical comprehension (MC) portion of the basic battery test has been taken. The test score can be found in sequence number 1671.

Continued on next page

Section B
GLOSSARY

Glossary Listing, Continued

TEST-MK-ATMPT **BASIC BATTERY TEST, NUMBER OF ATTEMPTS (MK)**
Sequence #1695 PMIS Database Screen 11

This field indicates the number of times the basic battery test, or portions of it, had been taken when the score for the mathematics knowledge (MK) test was recorded. The score for this test can be found in sequence number 1670.

TEST-MK-SCORE **BASIC BATTERY TEST SCORE (MK)**
Sequence #1670 PMIS Database Screen 11

Score of mathematics knowledge portion of the basic battery test given to enlisted personnel (primarily at Recruit Training Centers) soon after their entrance into the Coast Guard. One of eleven basic test scores. The test scores are recorded in sequence numbers 0177 through 0183 and 1670 through 1673.

TEST-MK-VER **BASIC BATTERY TEST SCORE, NUMBER TIMES (MK)**
PORTION TAKEN
Sequence #1684 PMIS Database Screen 11

This field indicates the number of times the mathematics knowledge (MK) portion of the basic battery test has been taken. The test score can be found in sequence number 1670.

Continued on next page

**Section B
GLOSSARY**

Glossary Listing, Continued

TEST-NO-ATMPT BASIC BATTERY TEST, NUMBER OF ATTEMPTS (NO)
Sequence #1692 PMIS Database Screen 11

This field indicates the number of times the basic battery test, or portions of it, had been taken when the score for the numerical operations (NO) test was recorded. The score for this test can be found in sequence number 0181.

TEST-NO-SCORE BASIC BATTERY TEST SCORE (NO)
Sequence #0181 PMIS Database Screen 11

Score of numerical operations portion of the basic battery test given to enlisted personnel (primarily at Recruit Training Centers) soon after their entrance into the Coast Guard. One of eleven basic test scores. The test scores are recorded in sequence numbers 0177 through 0183 and 1670 through 1673.

**TEST-NO-VER BASIC BATTERY TEST SCORE, NUMBER TIMES (NO) PORTION
TAKEN**
Sequence #1681 PMIS Database Screen 11

This field indicates the number of times the numerical operations (NO) portion of the basic battery test has been taken. The test score for the last time this test was taken can be found in sequence number 0181.

Continued on next page

**Section B
GLOSSARY**

Glossary Listing, Continued

TEST-PC-ATMPT BASIC BATTERY TEST, NUMBER OF ATTEMPTS (PC)
Sequence #1691 PMIS Database Screen 11

This field indicates the number of times the basic battery test, or portions of it, had been taken when the score for the paragraph comprehension (PC) test was recorded. The score for this test can be found in sequence number 0180.

TEST-PC-SCORE BASIC BATTERY TEST SCORE (PC)
Sequence #0180 PMIS Database Screen 11

Score of paragraph comprehension portion of the basic battery test given to enlisted personnel (primarily at Recruit Training Centers) soon after their entrance into the Coast Guard. One of eleven basic test scores. The test scores are recorded in sequence numbers 0177 through 0183 and 1670 through 1673.

**TEST-PC-VER BASIC BATTERY TEST SCORE, NUMBER TIMES (PC) PORTION
TAKEN**
Sequence #1680 PMIS Database Screen 11

This field indicates the number of times the paragraph comprehension (PC) portion of the basic battery test has been taken. The test score for the last time this test was taken can be found in sequence number 0180.

TEST-VE-ATMPT BASIC BATTERY TEST, NUMBER OF ATTEMPTS (VE)
Sequence #1698 PMIS Database Screen 11

This field indicates the number of times the basic battery test, or portions of it, had been taken when the score for the verbal ability (VE) test was recorded. The score for this test can be found in sequence number 1673.

Continued on next page

Section B
GLOSSARY

Glossary Listing, Continued

TEST-VE-SCORE **BASIC BATTERY TEST SCORE (VE)**
Sequence #1673 PMIS Database Screen 11

Score of verbal ability portion of the basic battery test given to enlisted personnel (primarily at Recruit Training Centers) soon after their entrance into the Coast Guard. One of eleven basic test scores. The test scores are recorded in sequence numbers 0177 through 0183 and 1670 through 1673.

TEST-VE-VER **BASIC BATTERY TEST SCORE, NUMBER TIMES (VE) PORTION TAKEN**
Sequence #1687 PMIS Database Screen 11

This field indicates the number of times the verbal ability (VE) portion of the basic battery test has been taken. The test score can be found in sequence number 1673.

TEST-WK-ATMPT **BASIC BATTERY TEST, NUMBER OF ATTEMPTS (WK)**
Sequence #1690 PMIS Database Screen 11

This field indicates the number of times the basic battery test, or portions of it, had been taken when the score for the word knowledge (WK) test was recorded. The score for this test can be found in sequence number 0179.

TEST-WK-SCORE **BASIC BATTERY TEST SCORE (WK)**
Sequence #0179 PMIS Database Screen 11

Score of word knowledge portion of the basic battery test given to enlisted personnel (primarily at Recruit Training Centers) soon after their entrance into the Coast Guard. One of eleven basic test scores. The test scores are recorded in sequence numbers 0177 through 0183 and 1670 through 1673.

Continued on next page

**Section B
GLOSSARY**

Glossary Listing, Continued

**TEST-WK-VER BASIC BATTERY TEST SCORE, NUMBER TIMES (WK)
PORTION TAKEN**

Sequence #1679 PMIS Database Screen 11

This field indicates the number of times the word knowledge (WK) portion of the basic battery test has been taken. The test score for the last time this test was taken can be found in sequence number 0179.

TOT-COMM-SVC TOTAL COMMISSIONED SERVICE

Sequence #2395 PMIS Database Screen 01

Records the cumulative commissioned service (total years, months, days) of a commissioned officer for all prior military service. The field is six numeric digits (YYMMDD). There is only one occurrence.

TOT-DED-TM ENLISTED TERM OF EXTENSION DAYS DEDUCTIBLE TIME

Sequence #0196 PMIS Database Screen 05

The cumulative number of days the member's enlistment/reenlistment has been extended due to disciplinary action, lost time, etc.

TOT-FLT-TM AVIATOR INFORMATION FLIGHT TIME TOTAL PILOT TIME

Sequence #0074 PMIS Database Screen 10

A member's accumulated flight time, in hours, as pilot of all types of aircraft as reported on [Action Code 304](#) on Personnel Action.

TOT-NBR-DEP MEMBER NUMBER OF DEPENDENTS

Sequence #0034 PMIS Database Screen 04

The number of dependents the member has reported on form L64A - [CG-4170A, BAH/Dependency Information](#)

Continued on next page

**Section B
GLOSSARY**

Glossary Listing, Continued

TOT-ROT-WING-TM AVIATOR INFORMATION FLIGHT TIME TOTAL ROTARY WING TIME
Sequence #0075 PMIS Database Screen 10

A member's accumulated flight time, in hours, as pilot of rotary wing aircraft as reported on [Action Code 304](#) on Personnel Action.

TRF-TYPE-CD PENDING TRANSFER REP/DEP TYPE CODE
Sequence #1669 PMIS Database Screen 06

A six-character alpha code issued by the assignment detailer to indicate specific reporting or departing instructions on the member's travel orders.

TRNG-PROG-INFO TRAINING PROGRAM INFORMATION
Sequence #0938 PMIS Database Screen

Group identification for training program information. Includes sequence numbers 0939 and 0940. This element occurs 12 times.

TYP-PHYS-EXAM TYPE PHYSICAL EXAM
Sequence #2433 PMIS Database Screen 02

This is a 1 character alpha/numeric code to identify the type of physical exam the member just received.

Regular Coast Guard Members		Reserve Coast Guard Members	
Code	Exam Result	Code	Exam Result
A	Qualified by periodic exam	Q	Qualified
D	Qualified for discharge/retirement	P	Permanent Waiver
E	Qualified for reenlistment/extension	W	Temporary Waiver
O	Qualified for overseas/sea duty assignment	T	Temporarily Disqualified
N	Not qualified	N	Not Qualified

UNIT-TYPE-CD PERMANENT DUTY STATION UNIT TYPE CODE
Sequence #0713 PMIS Database Screen 06

The first three digits of sequence number 0577 indicating the type unit of the member's permanent duty station as specified in sequence number 0577. Codes are listed in Operating Facilities of the, COMDTINST M5440.2 (series).

Continued on next page

**Section B
GLOSSARY**

Glossary Listing, Continued

VC4A-QUAL

AVIATOR INFORMATION DESIGNATION C-4 CODE

Sequence #0077 PMIS Database Screen 10

A three-character alpha code to identify a pilot's status and qualification for the VC4A-type aircraft.

<u>Code</u>	<u>Status</u>	<u>Meaning</u>
AC	Current	Aircraft Commander
FP	Current	First Pilot
CP	Current	Co-pilot
IP	Current	Instructor
ACL	Lapsed	Aircraft Commander
FPL	Lapsed	First Pilot
CPL	Lapsed	Co-pilot
IPL	Lapsed	Instructor
Blank	Not applicable	

VS11A-QUAL

AVIATOR INFORMATION DESIGNATION C-11 CODE

Sequence #0078 PMIS Database Screen 10

A three-character alpha code to identify a pilot's status and qualification for the VC11-type aircraft.

<u>Code</u>	<u>Status</u>	<u>Meaning</u>
AC	Current	Aircraft Commander
FP	Current	First Pilot
CP	Current	Co-pilot
IP	Current	Instructor
ACL	Lapsed	Aircraft Commander
FPL	Lapsed	First Pilot
CPL	Lapsed	Co-pilot
IPL	Lapsed	Instructor
Blank	Not applicable	

Continued on next page

**Section B
GLOSSARY**

Glossary Listing, Continued

WGT

MEMBER WEIGHT

Sequence #0054 PMIS Database Screen 02

Member's current weight. Recorded in accordance with COMDTINST 1020.8 (series).

WGT-DT

DATE OF WEIGH-IN

Sequence #0056 PMIS Database Screen 02

Date that the weight listed in sequence number 0054 -- WGT was taken.

WGT-OVER

AMOUNT OVERWEIGHT

Sequence #0057 PMIS Database Screen 02

Amount of pounds the member is overweight as determined on the date listed in sequence number 0056 -- WGT-OVER in accordance with COMDTINST 1020.8 (series).

YR-GRP

OFFICER YEAR GROUP

Sequence #0129 PMIS Database Screen 01

The year, in which an officer is originally commissioned, providing the officer has continuous active commissioned service since commissioning and has not lost numbers or precedence. An officer who has lost numbers or precedence will be in the same year group as the next senior officer in order of precedence.

Section C SORT TABLES

Section Overview

Introduction

Sort tables provide general information about fields in the PMIS database and identifies the associated L67B D Action. There are two tables.

- Sequence Number Sort Table. This first table is sorted numerically by sequence number.
 - Field Name Sort Table. This table is sorted alphabetically by Field Name.
-

In this section

Topic	See Page
Sort Table Definitions	3-C-2
Sequence Number Sort Table	3-C-4
Field Name Sort Table	3-C-14

Section C SORT TABLES

Sort Table Definitions

General The Sort Tables provide general information about fields in the PMIS database and identifies the associated L67B D Action. There are two tables.

- Sequence Number Sort Table. This first table is sorted numerically by sequence number.
- Field Name Sort Table. This table is sorted alphabetically by Field Name.

Field Definitions There are nine fields in the Sort Tables which are described in the following blocks.

SEQ# A number assigned by programmers used to identify specific fields within PMIS/JUMPS. Sequence numbers are also used by HRSIC to change fields within transactions that are on the Exception Report.

Field Name The PMIS Database or Segment 60 field name is displayed.

Alias These file names were created by programmers when the PMIS/JUMPS system was developed. Later, the “Field Names” were created to make the system more user friendly. Programmers still use the Aliases to research original program files.

Page This column is a reference to the applicable PMIS Database Page.

Continued on next page

Section C
SORT TABLES

Sort Table Definitions, Continued

PIC There are four valid picture codes.

PIC Code	Meaning
A	Indicates that an element can only contain alphabetical characters.
9	Indicates that an element can only contain numeric characters.
X	Indicates that an element may contain alphabetic and/or numeric characters.
(Digits)	Indicates the maximum number of the given type character that may be in an element.

D Action Identifies the L67B transactions used by HRSIC to make changes to the field specified under "Field Name"..

Occurs Identifies the frequency of the field within PMIS/JUMPS.

Type This defines the different types of data elements. Data elements are categorized as fixed or repeating. There are 4 valid "Type" codes.

Type Code	Meaning
0	An element of fixed data.
1	A sub-element contained within a data element of "0".
2	A single element consisting of all the information contained in the individual elements of a repeating data set.
3	An individual element within a repeating data set.

Parent Identifies the originating field where the data was derived.

**Section C
SORT TABLES**

Sequence Number Sort Table

SEQ#	Field Name	Alias	Page	Pic	D Action	Occurs	Type	Parent
0001	MBR-TYPE-1	MTYPE	00	X(01)	D100 96	01	0	
0002	SSN	SSN	00	9(09)	NONE	01	0	
0004	NM-FIRST	FNAME	01	X(16)	NONE	01	0	
0005	NM-FIRST-INIT	FI		X(01)	NONE	01	1	0004
0006	NM-MI2	MI2	01	X(01)	NONE	01	0	
0007	NM-MI	MI	01	X(01)	NONE	01	0	
0008	NM-LAST	LSTNM	00	X(25)	NONE		0	
0010	NM-SUFF	NSUFF	01	X(04)	NONE	01	0	
0011	RANK	RANK	00	9(05)	D101 25		0	
0012	RANK-DT	DOR	01	9(06)	D100 21	01	0	
0013	BIRTH-DT	DOB	01	9(06)	D100 19	01	0	
0014	MNRTY-DESIG	MINDR	01	9(01)	D100 92	01	0	
0015	HM-REC-CITY	HCITY	01	A(15)	D100 60	01	0	
0016	HM-REC-ST	HSTAT	01	A(02)	D100 65	01	0	
0017	SEX	SEX	01	A(01)	D101 28	01	0	
0018	LGL-RESID-CITY	LCITY	01	A(15)	D100 87	01	0	
0019	LGL-RESID-ST	LSTAT	01	A(02)	D100 88	01	0	
0020	ED-HIGH-GRADE	HGC	09	X(01)	D100 63	01	0	
0024	SSN-CHG-DT	SSNDT	01	X(06)	NONE	01	0	
0025	NM-CHG-DT	NAMED	01	X(06)	NONE	01	0	
0029	AD-BASE-DT	ACDUD	05	9(06)	D104 17	01	0	
0030	DT-MIL-OBL-INC	DMOI	05	9(06)	D104 19	01	0	
0031	PAY-BASE-DT	PBD	05	9(06)	NONE	01	0	
0032	DT-ENT-CUR-AD	DECAD	05	9(06)	D104 05	01	0	
0033	MAR-STAT	MS	04	X(01)	D100 95	01	0	
0034	TOT-NBR-DEP	DEPC	04	9(02)	D100 15	01	0	
0038	DT-RPTD-PERM-UNIT	DRPT	06	9(06)	D100 23	01	0	
0039	PAYG-HIST	PGHST		()	NONE	24	2	
0040	PAYGH-DT	PGHDT	08	X(06)	D300 06		3	0039
0041	PAYGH-GRADE	PGHPG	08	X(03)	D300 07		3	0039
0042	PAYGH-CD	PGHCD	08	X(01)	D300 05		3	0039
0043	DUTY-STAT-CD	STATC	06	X(02)	D101 40	01	0	
0044	DUTY-STAT-DT	STATD	06	9(06)	D101 41	01	0	
0053	DT-RPTD-PERM-DIST	DRPTD	06	9(06)	D100 24	01	0	
0054	WGT	WGHT	02	()	NONE	01	0	
0055	FRAME-SZ	FRAME	02	X(01)	NONE	01	0	
0056	WGT-DT	DTWIN	02	9(06)	D100 69	01	0	
0057	WGT-OVER	OWGHT	02	()	NONE	01	0	
0059	MTHS-CONUS	FRES	07	9(03)	D101 04	01	0	
0060	MTHS-OCONUS	OSNOT	07	9(03)	D101 07	01	0	
0061	MTHS-RESTRICTED	OSRES	07	9(03)	D101 08	01	0	

Continued on next page

**Section C
SORT TABLES**

Sequence Number Sort Table, Continued

SEQ#	Field Name	Alias	Page	Pic	D Action	Occurs	Type	Parent
0063	BAH-CD	BAH	04	X(01)	D100 06	01	0	
0069	AVI-INFO	AVINF	10	()	NONE	01	2	
0070	FLT-TM-POST-DT	DCFT	10	X(06)	NONE		3	0069
0073	SHIP-HELO-QUAL	AVIRR	10	A(01)	D200 04		3	0069
0074	TOT-FLT-TM	TTPH	10	X(05)	NONE		3	0069
0075	TOT-ROT-WING-TM	FTTRH	10	X(05)	NONE		3	0069
0077	VC4A-QUAL	DEV4C	10	X(03)	NONE		3	0069
0078	VS11A-QUAL	VC11	10	X(03)	NONE		3	0069
0079	E2C-QUAL	DE-2	10	X(03)	NONE		3	0069
0080	C130-QUAL	DC130	10	X(03)	NONE		3	0069
0081	H3-QUAL	DH3	10	X(03)	NONE		3	0069
0082	H52-QUAL	DH52		X(03)	NONE		3	0069
0083	HU16-QUAL	DHU16	10	X(03)	NONE		3	0069
0084	HU25-QUAL	DOTHR	10	X(03)	NONE		3	0069
0089	PAY-BASE-VER-CD	PEBCD	05	X(01)	NONE	01	0	
0094	LANG-QUAL	FLANG		()	NONE	04	2	
0095	LANG-CD	LANG	01	X(01)	NONE		3	0094
0096	LANG-SKILL-LVL	QUAL	01	X(01)	NONE		3	0094
0097	PRI-UNIT	PRUNT	07	()	NONE	24	2	
0098	PRI-UNIT-DT-RPT	PUDR	07	X(06)	D303 09		3	0097
0099	PRI-UNIT-DT-DEPT	PUDD	07	X(06)	D303 08		3	0097
0100	PRI-UNIT-DIST	PUID	07	X(02)	D303 10		3	0097
0101	PRI-UNIT-OPFAC	PUIOP	07	X(05)	D303 11		3	0097
0102	PRI-UNIT-OBC	POBCM	07	X(06)	D303 05		3	0097
0103	PRI-UNIT-RANK	PRANK	07	X(05)	D303 06		3	0097
0107	PEND-PRO	PEPRO		()	NONE	01	2	
0108	PEND-PROMO-PAYG	PPGR	08	X(05)	NONE		3	0107
0109	PEND-PROMO-NBR	PPRON	08	X(06)	NONE		3	0107
0110	PEND-PROMO-DT	PPGRD	08	X(06)	NONE		3	0107
0111	PEND-TX	PETRA		()	NONE	01	2	
0113	EST-DEPT-DT	PTEDD	06	X(06)	NONE		3	0111
0114	EST-ARR-DT	PTEDA	06	X(06)	NONE		3	0111
0115	PROJ-ROT-DT	PTPRD	06	X(06)	NONE		3	0111
0116	NEW-OBC	PTOBC	06	X(06)	NONE		3	0111
0117	DEST-DIST	PTDUD	06	X(02)	NONE		3	0111
0118	DEST-OPFAC	PTDOP	06	X(05)	NONE		3	0111
0119	DEST-RU	PTDRU	06	X(02)	NONE		3	0111
0121	SPEC-TRNG-CD	PTSTC	06	X(02)	NONE		3	0111
0122	NEW-EXP-IND	PTEXI	06	X(08)	NONE		3	0111
0126	OFF-INFO	OFFI		()	NONE	01	2	
0127	SIG-NBR	SIGNO	01	X(06)	NONE		3	0126
0129	YR-GRP	YRGRP	01	X(02)	NONE		3	0126

Continued on next page

**Section C
SORT TABLES**

Sequence Number Sort Table, Continued

SEQ#	Field Name	Alias	Page	Pic	D Action	Occurs	Type	Parent
0130	OFF-STAT-IND-CAT-CD	CATGY	01	X(01)	NONE		3	1153
0131	OFF-STA-IND-SOURCE-CD	SRCD	01	X(01)	NONE		3	1153
0133	OFF-STAT-IND-AD-TERM-PEND-CD	MSRCD	01	X(01)	NONE		3	1153
0134	PERM-PAYG	PGRCD	01	X(05)	D202 04		3	0126
0135	PERM-PAYG-DT	PGRDT	01	X(06)	D202 05		3	0126
0136	COMM-DT	DTCOM	01	X(06)	D202 01		3	0126
0138	PRI-ENL-RANK	PRENR	01	X(05)	D202 06		3	0126
0139	HGT	HGHT	02	()	D100 64	01	0	
0140	EXP-IND	EXIND		()	NONE	01	2	
0142	ACCT-CD	DACCD		()	NONE	01	2	
0143	PEND-TRF-DET-ACCT-CD1	DAC1	06	X(01)	NONE		3	0142
0144	PEND-TRF-DET-ACCT-CD2	DAC2	06	X(01)	NONE		3	0142
0145	PEND-TRF-DET-ACCT-CD3	DAC3	06	X(01)	NONE		3	0142
0146	PEND-TRF-DET-ACCT-CD4	DAC4	06	X(01)	NONE		3	0142
0147	PEND-TRF-DET-ACCT-CD5	DAC5	06	X(01)	NONE		3	0142
0148	PEND-TRF-DET-ACCT-CD6	DAC6	06	X(01)	NONE		3	0142
0149	PEND-TRF-DET-ACCT-CD7	DAC7	06	X(01)	NONE		3	0142
0150	PEND-TRF-DET-ACCT-CD8	DAC8	06	X(01)	NONE		3	0142
0151	DEST-OPFAC-MOD	PTOPM	06	X(03)	NONE		3	0111
0152	PEND-RPT-DEPT-DT	PTRDT	06	X(06)	NONE		3	0111
0168	EXP-AD-TERM-DT	EXTDT	05	9(06)	D104 06	01	0	
0170	OBC	OBCM	06	X(06)	D202 03		3	0126
0171	OPFAC-MOD	MODOP	06	X(03)	D100 94	01	0	
0175	CTZN-CD	CITZN	01	X(01)	D203 05		3	
0176	QUAL-CD	QUACD	09	X(02)	NONE		3	0840
0177	TEST-GS-SCORE	AFQ01	11	9(02)	D203 14		3	0173
0178	TEST-AR-SCORE	AFQ02	11	9(02)	D203 01		3	0173
0179	TEST-WK-SCORE	AFQ03	11	9(02)	D203 17		3	0173
0180	TEST-PC-SCORE	AFQ04	11	9(02)	D203 06		3	0173
0181	TEST-NO-SCORE	AFQ05	11	9(02)	D203 10		3	0173
0182	TEST-CS-SCORE	AFQ06	11	9(02)	D203 20		3	0173
0183	TEST-AS-SCORE	AFQ07	11	9(02)	D203 24		3	0173
0184	AF-QUAL-TEST-NM	ENIQN	11	X(05)	D203 15		3	0173
0185	AF-QUAL-TEST-SCORE	ENIQS	11	9(03)	D203 16		3	0173
0189	BIRTH-CITY	BCITY	01	A(15)	D100 07	01	0	
0190	BIRTH-ST	BSTAT	01	X(02)	D100 09	01	0	
0191	RES-AD-LEN	TERM	05	9(03)	D203 25		3	
0192	CUR-ENL-DT	CEDAT	05	X(06)	D203 03		3	0173
0193	CUR-ENL-LEN	CETIY	05	X(01)	D203 04		3	0173

Continued on next page

**Section C
SORT TABLES**

Sequence Number Sort Table, Continued

SEQ#	Field Name	Alias	Page	Pic	D Action	Occurs	Type	Parent
0194	PRI-ENL-CD	PENL	05	X(01)	D203 18		3	0173
0196	TOT-DED-TM	EXTD	05	X(04)	D203 12	01	0	
0198	ADC-EFF-DT	DLPF	13	X(06)	NONE		3	0858
0199	ADC-CO-END	RESTC	13	X(01)	D203 21		3	0173
0201	SSN-CHG-NBR	SSNC	01	X(01)	NONE	01	0	
0202	NM-CHG-NBR	NAMEC	01	X(01)	NONE	01	0	
0203	ADC-LEAST-AREA1	ASUB	13	X(03)	NONE		3	0858
0204	COST-CENTER-CD	TYPE1	06	X(05)	NONE		3	0858
0205	ADC-AREA1	DIST1	13	X(02)	NONE		3	0858
0206	ADC-OPFAC1	UNIT1	13	X(05)	NONE		3	0858
0208	ADC-AREA2	DIST2	13	X(02)	NONE		3	0858
0209	ADC-OPFAC2	UNIT2	13	X(05)	NONE		3	0858
0211	ADC-AREA3	DIST3	13	X(02)	NONE		3	0858
0212	ADC-OPFAC3	UNIT3	13	X(05)	NONE		3	0858
0213	HM-REC-ZIP	TYPE4	01	X(05)	D100 66		3	0858
0214	ADC-AREA4	DIST4	13	X(02)	NONE		3	0858
0215	ADC-OPFAC4	UNIT4	13	X(05)	NONE		3	0858
0216	RENL-CD	TYPE5	05	X(05)	D104 31	01	3	0858
0217	ADC-AREA5	DIST5	13	X(02)	NONE		3	0858
0218	ADC-OPFAC5	UNIT5	13	X(05)	NONE		3	0858
0220	ADC-AREA6	DIST6	13	X(02)	NONE		3	0858
0221	ADC-OPFAC6	UNIT6	13	X(05)	NONE		3	0858
0223	ADC-AREA7	DIST7	13	X(02)	NONE		3	0858
0224	ADC-OPFAC7	UNIT7	13	X(05)	NONE		3	0858
0226	ADC-AREA8	DIST8	13	X(02)	NONE		3	0858
0227	ADC-OPFAC8	UNIT8	13	X(05)	NONE		3	0858
0228	ROT-DT	ROTAT	06	X(06)	D101 26	01	0	
0234	PEND-TERM-CD	PDSC	05	X(02)	D104 02	01	0	
0236	PEND-TERM-DT	PDCDT	05	9(06)	D104 01	01	0	
0269	PRI-UNIT-TYPE	PUCFR	07	X(01)	D303 07		3	0097
0299	FED-SVC-BASE-DT	TAFS	05	9(06)	D104 18	01	0	
0317	ENTRY-CITYZ	PECE	01	A(15)	D101 22	01	0	
0318	ENTRY-ST	PECES	01	X(02)	D101 23	01	0	
0329	H65-QUAL	FTPTP	10	X(03)	NONE		3	0069
0448	EXT-EFF-DT	EDX	05	X(06)	D306 07		3	0467
0449	EXTS-TOT-LEN	TXB	05	X(06)	D306 11		3	0467
0467	EXT-INFO	XTNSN		()	NONE		02	2
0468	EXT-INFO-REEXT-DATA	REXTN		()	NONE		04	2

Continued on next page

**Section C
SORT TABLES**

Sequence Number Sort Table, Continued

SEQ#	Field Name	Alias	Page	Pic	D Action	Occurs	Type	Parent
0450	FIRST-EXT-LEN	TX	05	X(05)	D306 10		3	0467
0451	EXT-RCVD-CD	PIX	05	9(05)	D306 09		3	0467
0452	INV-RET-EFF-DT	ABCTX	05	X(06)	D306 05		3	0467
0453	ORIG-ENL-EXP-DT	ABRTX	05	X(06)	D306 06		3	0467
0454	EXT-REXT-NBR	NX	05	9(01)	D306 08		3	0467
0455	REXT-EFF-DT	EDRX	05	X(06)	D307 06		3	0468
0456	REXT-LEN	TRX	05	X(05)	D307 07		3	0468
0457	REXT-RCVD-CD	ABRX	05	9(06)	D307 05		3	0468
0470	ADC-CAREER-PLANS-CD	VRBDR	13	X(06)	NONE	01	0	
0520	PAYG-IND	PGI	01	X(01)	D101 24	01	0	
0527	PERM-UNIT-DIST	UIDD	06	9(02)	D101 45	01	0	
0530	RU	UIDRU	06	9(02)	D101 46	01	0	
0577	PERM-UNIT-OPFAC	OPFAC	06	9(05)	D101 05	01	0	
0581	MAINT-DT	MDATE	00	X(06)	NONE		0	
0705	OFF-PRI-OCC-FLD	OPOF	01	9(02)	NONE		3	0140
0706	OCC-FLD-CURR-ASGD	OFCA	01	9(02)	NONE		3	0140
0707	OCC-FLD-PRIOR-ASGT	OFPA	01	9(02)	NONE		3	0140
0708	REC-OP-FLD-ASGT	MROUA	01	9(01)	NONE		3	0140
0709	REC-ASGT-AFLT	MRAA	01	9(01)	NONE		3	0140
0713	UNIT-TYPE-CD	UNTYP	06	9(03)	NONE		1	0577
0716	CONUS-FLTG-SHORE-RES	CFRCD	06	X(01)	D100 10	01	0	
0719	BUDGET-CD	BGCL	06	X(01)	D100 08	02	0	
0720	RU-OPFAC	OPRU	06	9(05)	D101 06	01	0	
0818	SVC-SCH-INFO	PMIN	09	()	NONE	15	2	
0819	SVC-SCH-DT (DD)	PMM	09	9(02)	D312 09		3	0818
0820	SVC-SCH-DT (MM)	PML	09	9(02)	D312 07		3	0818
0821	SVC-SCH-DT (YY)	PMP	09	9(02)	D312 08		3	0818
0822	SVC-SCH-CD	PMD	09	9(06)	D312 06		3	0818
0826	DETAIL-REM	DETR	06	X(04)	NONE		3	0111
0827	ORD-AMEND-CX-CD	PCC	06	X(02)	NONE		3	0111
0838	ASGT-OFF-CD	ASSOF	06	X(02)	NONE	01	0	
0840	ENL-QUAL-CD-INFO	EQCI		()	NONE	12	2	
0852	MBR-DEP-INFO	DEPIF		()	NONE	12	2	
0853	DEP-BIRTH-DT	DEPBD	04	X(06)	D315 07		3	0852
0854	DEP-SEX	DEPSX	04	A(01)	D315 10		3	0852
0855	DEP-REL-CD	DEPRS	04	X(01)	D315 09		3	0852
0856	SPOUSE-AD-CD	DEPLC	04	X(01)	D315 08		3	0852

Continued on next page

**Section C
SORT TABLES**

Sequence Number Sort Table, Continued

SEQ#	Field Name	Alias	Page	Pic	D Action	Occurs	Type	Parent
0858	NEXT-DUTY-PREF-INFO	NDP		()	NONE		01	2
0862	BCN	BCN	06	X(07)	D100 16	01	0	
0864	NEW-BCN	PTBCN	06	9(07)	NONE		3	0111
0935	PO-ASG-IND	SSFL1	06	X(01)	D101 33	01	0	
0937	ENL-ASG-IND	SSFL3	06	X(01)	D101 35	01	0	
0938	TRNG-PROG-INFO	TPINF		()	NONE	12	2	
0939	ED-FLD/LVL	TPCCD	09	X(03)	D316 05		3	0938
0940	ED-YR	TPYRC	09	X(02)	D316 06		3	0938
0943	PRI-ENL-MTHS	NMENL	01	X(03)	D202 02		3	0126
0946	MEDAL	MEDAL	03	X(02)	D318 05	50	3	0953
0950	DEP-BAH-DT	DEBAH	04	9(06)	D315 05		3	0852
0951	CG4170-EFF-DT	DEBQT	04	9(06)	D315 06		3	0852
0953	MEDAL-INFO	MEDIN		()	NONE		50	2
1060	REQ-TERM-DT	ANTDT	05	X(06)	D104 03	01	0	
1061	REQ-TERM-CD	ANTCD	05	X(01)	D104 04	01	0	
1062	PRI-AD-TERM-DT	APPDT	05	X(06)	D104 26	01	0	
1064	EFF-LOSS-DT	EFDT	05	9(06)	D104 10	01	0	
1065	RETIRE-CD	EFCD	05	X(01)	D104 13	01	0	
1068	ASG-DATA-ADD-COMMENTS- FLG	CFNAS	13	X(01)	NONE		3	0858
1153	STAT-IND	STIND		()	NONE	01	2	
1154	OFF-STAT-IND-PERM-GR- CD	PGRD	01	X(02)	NONE		3	1153
1155	ADC-LEAST-AREA2	OCCUP	13	X(02)	NONE		3	0858
1174	SUSP-DT	DT11	10	X(06)	D200 15		3	0069
1238	RU-DIST	JCOD3	06	X(02)	D100 73	01	0	
1491	ASG-REASON	JFLD2	06	X(02)	D100 79	01	0	
1593	PRI-EFF-LOSS-DT	DTSEP	05	9(06)	D104 24	01	0	
1595	ORIG-CG-ENL-DT	DTOAD	05	X(04)	D104 22	01	0	
1652	BATT-TEST1-DT	AFQD1	11	9(06)	D100 35	01	0	
1653	ADC-OBC7	EDMRV	13	X(06)	NONE	01	0	
1654	ADC-OBC8	EDMRW	13	X(06)	NONE	01	0	
1657	PCS-ARR-DT	EDMRJ	06	X(06)	D100 38		0	
1659	ADC-OBC3	EDMRG	13	X(06)	NONE	01	0	
1660	ADC-OBC4	EDMRH	13	X(06)	NONE	01	0	
1661	ADC-OBC6	EDMRU	13	X(06)	NONE	01	0	
1662	ADC-OBC5	EDMRT	13	X(06)	NONE	01	0	

Continued on next page

**Section C
SORT TABLES**

Sequence Number Sort Table, Continued

SEQ#	Field Name	Alias	Page	Pic	D Action	Occurs	Type	Parent
1663	ADC-OBC1	EDMR1	13	X(06)	NONE	01	0	
1664	ADC-OBC2	EDMR2	13	X(06)	NONE	01	0	
1669	TRF-TYPE-CD	EDMR7	06	X(06)	NONE	01	0	
1670	TEST-MK-SCORE	AFQ08	11	9(02)	NONE	01	0	
1671	TEST-MC-SCORE	AFQ09	11	9(02)	NONE	01	0	
1672	TEST-EI-SCORE	AFQ10	11	9(02)	NONE	01	0	
1673	TEST-VE-SCORE	AFQ11	11	9(02)	NONE	01	0	
1674	BATT-TEST1-VER	AFQV1	11	X(03)	NONE	01	0	
1675	BATT-TEST2-VER	AFQV2	11	X(03)	NONE	01	0	
1676	BATT-TEST3-VER	AFQV3	11	X(03)	NONE	01	0	
1677	TEST-GS-VER	AFO01	11	9(01)	NONE	01	0	
1678	TEST-AR-VER	AFO02	11	9(01)	NONE	01	0	
1679	TEST-WK-VER	AFO03	11	9(01)	NONE	01	0	
1680	TEST-PC-VER	AFO04	11	9(01)	NONE	01	0	
1681	TEST-NO-VER	AFO05	11	9(01)	NONE	01	0	
1682	TEST-CS-VER	AFO06	11	9(01)	NONE	01	0	
1683	TEST-AS-VER	AFO07	11	9(01)	NONE	01	0	
1684	TEST-MK-VER	AFO08	11	9(01)	NONE	01	0	
1685	TEST-MC-VER	AFO09	11	9(01)	NONE	01	0	
1686	TEST-EI-VER	AFO10	11	9(01)	NONE	01	0	
1687	TEST-VE-VER	AFO11	11	9(01)	NONE	01	0	
1688	TEST-GS-ATMPT	AFT01	11	9(01)	NONE	01	0	
1689	TEST-AR-ATMPT	AFT02	11	9(01)	NONE	01	0	
1690	TEST-WK-ATMPT	AFT03	11	9(01)	NONE	01	0	
1691	TEST-PC-ATMPT	AFT04	11	9(01)	NONE	01	0	
1692	TEST-NO-ATMPT	AFT05	11	9(01)	NONE	01	0	
1693	TEST-CS-ATMPT	AFT06	11	9(01)	NONE	01	0	
1694	TEST-AS-ATMPT	AFT07	11	9(01)	NONE	01	0	
1695	TEST-MK-ATMPT	AFT08	11	9(01)	NONE	01	0	
1696	TEST-MC-ATMPT	AFT09	11	9(01)	NONE	01	0	
1697	TEST-EI-ATMPT	AFT10	11	9(01)	NONE	01	0	
1698	TEST-VE-ATMPT	AFT11	11	9(01)	NONE	01	0	
1699	BATT-TEST2-DT	AFQD2	11	9(06)	D101 47	01	0	
1700	BATT-TEST3-DT	AFQD3	11	9(06)	D101 48	01	0	
1701	MBR-TYPE-3	MTYP3	00	X(03)	D101 31		0	
2312	EFF-AD-TERM-DT	GSDT	05	9(06)	D104 07	01	0	

Continued on next page

**Section C
SORT TABLES**

Sequence Number Sort Table, Continued

SEQ#	Field Name	Alias	Page	Pic	D Action	Occurs	Type	Parent
2313	RES-DIST	RHDSO	12	X(02)	NONE	01	0	
2314	RES-OPFAC	RHDSO	12	X(05)	NONE	01	0	
2316	EXP-LOSS-DT	TTLDT	05	9(06)	D104 09	01	0	
2317	RES-ASSIGN-DT	RHDSU	12	9(06)	D101 52	01	0	
2318	RES-CAT	RCAT	12	A(01)	D101 56	01	0	
2319	RES-CLASS	RCLAS	12	A(01)	D101 57	01	0	
2320	RES-TRA/PAY-CAT	RTRPA	12	A(01)	D101 58	01	0	
2321	RES-TRA/PAY-CAT-DT	RTRDT	12	9(06)	D101 53	01	0	
2322	PRI-RES-TRA/PAY-CAT	RPRTR	12	A(01)	D101 59	01	0	
2323	P&A-ACCRUE-DT	RPADT	12	9(06)	D101 54	01	0	
2324	RES-ANNIV-DT	RANDT	12	9(04)	R900 02	01	0	
2325	RES-TRNG-RATING	RTRRT	12	X(03)	NONE	01	0	
2326	RES-SCREEN-DT	RSQDT	12	9(04)	NONE	01	0	
2327	RES-SCREEN-CD	RSQCD	12	X(01)	NONE	01	0	
2328	DT-COMP-MIL-OBL	MOCDT	05	9(04)	D104 20	01	0	
2329	RES-STANDBY-CD	RSRSN	12	X(01)	NONE	01	0	
2330	CIV-OCC-CD	COCD	12	9(06)	NONE	01	0	
2331	RES-INIT-ENTRY-DT	INTDT	12	9(06)	D101 55	01	0	
2332	RES-DRILL-OBL-DT	DRODT	12	9(06)	NONE	01	0	
2334	MEDAL-DT	MEDAT	03	9(06)	NONE	50	3	0953
2337	SEC-INVEST-TP	INTYP	02	X(01)	NONE	04	3	0851
2338	SEC-INVEST-DT	IDDAT	02	9(06)	NONE	04	3	0851
2339	SEC-CUR-CLEAR-AUTH	SECCL	02	X(01)	NONE	04	3	0851
2340	SEC-CUR-CLEAR-AUTH-DT	CLDAT	02	9(06)	NONE		3	0851
2341	SPOUSE-IN-SVC-SSN	SPSSN	04	X(09)	D100 04	01	0	
2342	SPOUSE-IN-SVC-BR	SPBRA	04	X(01)	D100 05	01	0	
2343	RETENTION-CD	RTNCD	05	A(01)	D104 14	01	0	

Continued on next page

**Section C
SORT TABLES**

Sequence Number Sort Table, Continued

SEQ#	Field Name	Alias	Page	Pic	D Action	Occurs	Type	Parent
2350	ADC-MODOP1		13	X(03)	NONE		3	0858
2351	ADC-MODOP2		13	X(03)	NONE		3	0858
2352	ADC-MODOP3		13	X(03)	NONE		3	0858
2353	ADC-MODOP4		13	X(03)	NONE		3	0858
2354	ADC-MODOP5		13	X(03)	NONE		3	0858
2355	ADC-MODOP6		13	X(03)	NONE		3	0858
2356	ADC-MODOP7		13	X(03)	NONE		3	0858
2357	ADC-MODOP8		13	X(03)	NONE		3	0858
2358	ADC-LEAST-OPFAC1		13	X(05)	NONE		3	0858
2359	ADC-LEAST-OPFAC2		13	X(05)	NONE		3	0858
2360	ADC-TOUR-COMP-M0		13	X(02)	NONE	01	0	
2361	ADC-TOUR-COMP-YR		13	X(02)	NONE	01	0	
2362	ADC-LAST-SWE-MO		13	X(02)	NONE	01	0	
2363	ADC-LAST-SWE-YR		13	X(02)	NONE	01	0	
2364	ADC-ASSIGN-CD-1		13	X(01)	NONE	01	0	
2365	ADC-ASSIGN-CD-2		13	X(01)	NONE	01	0	
2366	ADC-ASSIGN-CD-3		13	X(01)	NONE	01	0	
2367	ADC-ASSIGN-CD-4		13	X(01)	NONE	01	0	
2368	ADC-WK-PHONE		13	X(15)	NONE	01	0	
2369	ADC-HM-PHONE		13	X(15)	NONE	01	0	
2370	ADC-MBR-COMMENTS		13	X(01)	NONE	01	0	
2371	ADC-CO-SPEC-DTY-END		13	X(01)	NONE	01	0	
2372	ADC-CO-COMMENTS		13	X(01)	NONE	01	0	
2373	ADC-DESIRE-TX-MO		13	X(02)	NONE	01	0	
2374	ADC-DESIRE-TX-YR		13	X(02)	NONE	01	0	
2375	SWE-PART-FLAG	SWEPF	02	A(01)	NONE	01	0	
2376	SWE-EXP-FLAG	SWEEF	02	A(01)	NONE	01	0	
2377	SWE-SPEC	SWESP	02	X(04)	NONE	01	0	
2378	CWO-SPEC	CWOSP	02	A(04)	NONE	01	0	
2379	EXAM-BD-OPFAC	EXBRD	02	9(07)	NONE	01	0	
2380	SOCS-DT		00	9(06)	D104 30	01	0	
2381	PRI-EFF-LOSS-SPD	ODS	05	X(03)	D104 25	01	0	
2382	EFF-LOSS-SPD	GAOCD	05	X(03)	D104 11	01	0	
2383	EFF-AD-TERM-SPD	GAOCP	05	X(03)	D104 08	01	0	
2384	PRI-AD-TERM-SPD	GAOAP	05	X(03)	D104 27	01	0	
2385	DISCH-CD		05	()				
2386	EFF-RETIRE-DT		05	X(06)	D104 12	01	0	

Continued on next page

**Section C
SORT TABLES**

Sequence Number Sort Table, Continued

SEQ#	Field Name	Alias	Page	Pic	D Action	Occurs	Type	Parent
2387	RMGIB-ELIG-STAT		12	A(01)	D111 01	01		
2388	RMGIB-START-DT		12	9(06)	D111 02	01		
2389	RMGIB-STOP-DT		12	9(06)	D111 03	01		
2390	RMGIB-OBL-SVC		12	X(02)	D111 04	01		
2391	RMGIB-PENAL-STAT		12	9(01)	D111 05	01		
2394	QUAL-CD-DT	QUADT	09	X(06)	NONE		3	0840
2395	TOT-COMM-SVC		01	X(06)	NONE	01		
2396	PHYS-EXAM-DT		02	X(06)	NONE			
2397	PHYS-EXAM-STAT-CD		02	A(01)	D314 06			
2398	MED-REVIEW-DT		02	X(06)	D314 05			
2399	RCSBP-ELECTION-CD		12	X(01)	NONE			
2400	RCSBP-ELECTION-DT		12	9(06)	NONE			
2401	CWO-OAR-SCORE		02	9(03)	NONE			
2402	CWO-OAR-DT		02	9(06)	NONE			
2403	SEC-CLEAR-ELIG		02	X(01)	NONE	01		
2404	AVINF-OCC		10	9(02)	NONE			
2408	PAYGH-RANK-RATE		08	9(03)	D300 08		3	0039
2409	SWE-QUAL	SWEQU	02	X(08)	NONE	01		
2410	RECOM-BY-CO	RECCO	02	A(01)	NONE	01		
2411	COURSES-COMP	COUCP	02	A(01)	NONE	01		
2412	MARKS-CURRENT	MKCUR	02	A(01)	NONE	01		
2413	SWE-CYCLE-DATE	SWEDT	02	X(05)	D101 64	01	0	
2414	CWO-CYCLE-DATE	CWCDDT	02	X(05)	NONE	01		
2414	CWO-CYCLE-DATE	CWCDDT	02	X(06)	NONE	01		
2415	RES-RTB-TFR-CD	RTFR	12	A(2)	NONE	01		
2416	RES-PPO	RPPO	12	A(1)	NONE	01		
2417	RES-2X2X2-2X4	R2X2	12	A(1)	NONE	01		
2418	RES-RTB-LTR-DT	RLTR	12	9(6)	NONE	01		
2419	RES-RTB-RESPONSE-DT	RRSDDT	12	9(6)	NONE	01		
2420	RES-RTB-RESPONSE	RRS	12	A(1)	NONE	01		
2421	RES-RTB-OPTION	ROPT	12	A(1)	NONE	01		
2422	RES-RTB-ELIG-DT	RELIG	12	9(6)	NONE	01		
2423	SWE-SPEC-DATE	SSPDDT	02	X(06)	NONE	01		
2424	EX-BD-OPFAC-DT	EBODT	02	X(06)	NONE	01		
2425	CFTRR-CD	CFTRR	05	A(01)	D100 49			
2426	SEP-PAY-DT	TYPEX	05	X(06)	D320 05			
2427	SEP-PAY-AMT	SEPDDT	05	9(07)	D320 06			
2428	SEP-PAY-CD	SEPAMD	05	X(02)	D320 07			
2431	RES-TNG-RATING-DT	RTRRDD	12	C(06)	NONE			
2432	CHAR-SVC-CD	CHSVC	05	X(01)	NONE	01		
2433	TYP-PHYS-EXAM	SEPCD	02	X(01)	D100 84			

**Section C
SORT TABLES**

Field Name Sort Table

SEQ#	Field Name	Alias	Page	Pic	D Action	Occurs	Type	Parent
0142	ACCT-CD	DACCD		()	NONE	01	2	
0029	AD-BASE-DT	ACDUD	05	9(06)	D104 17	01	0	
0205	ADC-AREA1	DIST1	13	X(02)	NONE		3	0858
0208	ADC-AREA2	DIST2	13	X(02)	NONE		3	0858
0211	ADC-AREA3	DIST3	13	X(02)	NONE		3	0858
0214	ADC-AREA4	DIST4	13	X(02)	NONE		3	0858
0217	ADC-AREA5	DIST5	13	X(02)	NONE		3	0858
0220	ADC-AREA6	DIST6	13	X(02)	NONE		3	0858
0223	ADC-AREA7	DIST7	13	X(02)	NONE		3	0858
0226	ADC-AREA8	DIST8	13	X(02)	NONE		3	0858
2364	ADC-ASSIGN-CD-1		13	X(01)	NONE	01	0	
2365	ADC-ASSIGN-CD-2		13	X(01)	NONE	01	0	
2366	ADC-ASSIGN-CD-3		13	X(01)	NONE	01	0	
2367	ADC-ASSIGN-CD-4		13	X(01)	NONE	01	0	
0470	ADC-CAREER-PLANS-CD	VRBDR	13	X(06)	NONE	01	0	
2372	ADC-CO-COMMENTS		13	X(01)	NONE	01	0	
0199	ADC-CO-END	RETC	13	X(01)	D203 21		3	0173
2371	ADC-CO-SPEC-DTY-END		13	X(01)	NONE	01	0	
2373	ADC-DESIRE-TX-MO		13	X(02)	NONE	01	0	
2374	ADC-DESIRE-TX-YR		13	X(02)	NONE	01	0	
0198	ADC-EFF-DT	DLPF	13	X(06)	NONE		3	0858
2369	ADC-HM-PHONE		13	X(15)	NONE	01	0	
2362	ADC-LAST-SWE-MO		13	X(02)	NONE	01	0	
2363	ADC-LAST-SWE-YR		13	X(02)	NONE	01	0	
0203	ADC-LEAST-AREA1	ASUB	13	X(03)	NONE		3	0858
1155	ADC-LEAST-AREA2	OCCUP	13	X(02)	NONE		3	0858
2358	ADC-LEAST-OPFAC1		13	X(05)	NONE		3	0858
2359	ADC-LEAST-OPFAC2		13	X(05)	NONE		3	0858
2370	ADC-MBR-COMMENTS		13	X(01)	NONE	01	0	
2350	ADC-MODOP1		13	X(03)	NONE		3	0858
2351	ADC-MODOP2		13	X(03)	NONE		3	0858
2352	ADC-MODOP3		13	X(03)	NONE		3	0858
2353	ADC-MODOP4		13	X(03)	NONE		3	0858
2354	ADC-MODOP5		13	X(03)	NONE		3	0858
2355	ADC-MODOP6		13	X(03)	NONE		3	0858
2356	ADC-MODOP7		13	X(03)	NONE		3	0858

Continued on next page

**Section C
SORT TABLES**

Field Name Sort Table, Continued

SEQ#	Field Name	Alias	Page	Pic	D Action	Occurs	Type	Parent
2357	ADC-MODOP8		13	X(03)	NONE		3	0858
1663	ADC-OBC1	EDMR1	13	X(06)	NONE	01	0	
1664	ADC-OBC2	EDMR2	13	X(06)	NONE	01	0	
1659	ADC-OBC3	EDMRG	13	X(06)	NONE	01	0	
1660	ADC-OBC4	EDMRH	13	X(06)	NONE	01	0	
1662	ADC-OBC5	EDMRT	13	X(06)	NONE	01	0	
1661	ADC-OBC6	EDMRU	13	X(06)	NONE	01	0	
1653	ADC-OBC7	EDMRV	13	X(06)	NONE	01	0	
1654	ADC-OBC8	EDMRW	13	X(06)	NONE	01	0	
0206	ADC-OPFAC1	UNIT1	13	X(05)	NONE		3	0858
0209	ADC-OPFAC2	UNIT2	13	X(05)	NONE		3	0858
0212	ADC-OPFAC3	UNIT3	13	X(05)	NONE		3	0858
0215	ADC-OPFAC4	UNIT4	13	X(05)	NONE		3	0858
0218	ADC-OPFAC5	UNIT5	13	X(05)	NONE		3	0858
0221	ADC-OPFAC6	UNIT6	13	X(05)	NONE		3	0858
0224	ADC-OPFAC7	UNIT7	13	X(05)	NONE		3	0858
0227	ADC-OPFAC8	UNIT8	13	X(05)	NONE		3	0858
2360	ADC-TOUR-COMP-M0		13	X(02)	NONE	01	0	
2361	ADC-TOUR-COMP-YR		13	X(02)	NONE	01	0	
2368	ADC-WK-PHONE		13	X(15)	NONE	01	0	
0184	AF-QUAL-TEST-NM	ENIQN	11	X(05)	D203 15		3	0173
0185	AF-QUAL-TEST-SCORE	ENIQS	11	9(03)	D203 16		3	0173
1068	ASG-DATA-ADD-COMMENTS- FLG	CFNAS	13	X(01)	NONE		3	0858
1491	ASG-REASON	JFLD2	06	X(02)	D100 79	01	0	
0838	ASGT-OFF-CD	ASSOF	06	X(02)	NONE	01	0	
0069	AVI-INFO	AVINF	10	()	NONE	01	2	
2404	AVINF-OCC		10	9(02)	NONE			
0063	BAH-CD	BAH	04	X(01)	D100 06	01	0	
1652	BATT-TEST1-DT	AFQD1	11	9(06)	D100 35	01	0	
1674	BATT-TEST1-VER	AFQV1	11	X(03)	NONE	01	0	
1699	BATT-TEST2-DT	AFQD2	11	9(06)	D101 47	01	0	
1675	BATT-TEST2-VER	AFQV2	11	X(03)	NONE	01	0	
1700	BATT-TEST3-DT	AFQD3	11	9(06)	D101 48	01	0	
1676	BATT-TEST3-VER	AFQV3	11	X(03)	NONE	01	0	
0862	BCN	BCN	06	X(07)	D100 16	01	0	

Continued on next page

**Section C
SORT TABLES**

Field Name Sort Table, Continued

SEQ#	Field Name	Alias	Page	Pic	D Action	Occurs	Type	Parent
0189	BIRTH-CITY	BCITY	01	A(15)	D100 07	01	0	
0013	BIRTH-DT	DOB	01	9(06)	D100 19	01	0	
0190	BIRTH-ST	BSTAT	01	X(02)	D100 09	01	0	
0719	BUDGET-CD	BGCL	06	X(01)	D100 08	02	0	
0080	C130-QUAL	DC130	10	X(03)	NONE		3	0069
2425	CFTRR-CD	CFTRR	05	A(01)	D100 49			
0951	CG4170-EFF-DT	DEBQT	04	9(06)	D315 06		3	0852
2432	CHAR-SVC-CD	CHSVC	05	X(01)	NONE	01		
2330	CIV-OCC-CD	COCD	12	9(06)	NONE	01	0	
0136	COMM-DT	DTCOM	01	X(06)	D202 01		3	0126
0716	CONUS-FLTG-SHORE-RES	CFRCD	06	X(01)	D100 10	01	0	
0204	COST-CENTER-CD	TYPE1	06	X(05)	NONE		3	0858
2411	COURSES-COMP	COUCP	02	A(01)	NONE	01		
0175	CTZN-CD	CITZN	01	X(01)	D203 05		3	
0192	CUR-ENL-DT	CEDAT	05	X(06)	D203 03		3	0173
0193	CUR-ENL-LEN	CETIY	05	X(01)	D203 04		3	0173
2414	CWO-CYCLE-DATE	CWCDDT	02	X(05)	NONE	01		
2414	CWO-CYCLE-DATE	CWCDDT	02	X(06)	NONE	01		
2402	CWO-OAR-DT		02	9(06)	NONE			
2401	CWO-OAR-SCORE		02	9(03)	NONE			
2378	CWO-SPEC	CWOSP	02	A(04)	NONE	01	0	
0950	DEP-BAH-DT	DEBAH	04	9(06)	D315 05		3	0852
0853	DEP-BIRTH-DT	DEPBD	04	X(06)	D315 07		3	0852
0855	DEP-REL-CD	DEPRS	04	X(01)	D315 09		3	0852
0854	DEP-SEX	DEPSX	04	A(01)	D315 10		3	0852
0117	DEST-DIST	PTDUD	06	X(02)	NONE		3	0111
0118	DEST-OPFAC	PTDOP	06	X(05)	NONE		3	0111
0151	DEST-OPFAC-MOD	PTOPM	06	X(03)	NONE		3	0111
0119	DEST-RU	PTDRU	06	X(02)	NONE		3	0111
0826	DETAIL-REM	DETR	06	X(04)	NONE		3	0111
2385	DISCH-CD		05	()				
2328	DT-COMP-MIL-OBL	MOCDDT	05	9(04)	D104 20	01	0	
0032	DT-ENT-CUR-AD	DECAD	05	9(06)	D104 05	01	0	
0030	DT-MIL-OBL-INC	DMOI	05	9(06)	D104 19	01	0	

Continued on next page

**Section C
SORT TABLES**

Field Name Sort Table, Continued

SEQ#	Field Name	Alias	Page	Pic	D Action	Occurs	Type	Parent
0053	DT-RPTD-PERM-DIST	DRPTD	06	9(06)	D100 24	01	0	
0038	DT-RPTD-PERM-UNIT	DRPT	06	9(06)	D100 23	01	0	
0043	DUTY-STAT-CD	STATC	06	X(02)	D101 40	01	0	
0044	DUTY-STAT-DT	STATD	06	9(06)	D101 41	01	0	
0079	E2C-QUAL	DE-2	10	X(03)	NONE		3	0069
0939	ED-FLD/LVL	TPCCD	09	X(03)	D316 05		3	0938
0020	ED-HIGH-GRADE	HGC	09	X(01)	D100 63	01	0	
0940	ED-YR	TPYRC	09	X(02)	D316 06		3	0938
2312	EFF-AD-TERM-DT	GSDT	05	9(06)	D104 07	01	0	
2383	EFF-AD-TERM-SPD	GAOCG	05	X(03)	D104 08	01	0	
1064	EFF-LOSS-DT	EFDT	05	9(06)	D104 10	01	0	
2382	EFF-LOSS-SPD	GAOCD	05	X(03)	D104 11	01	0	
2386	EFF-RETIRE-DT		05	X(06)	D104 12	01	0	
0937	ENL-ASG-IND	SSFL3	06	X(01)	D101 35	01	0	
0840	ENL-QUAL-CD-INFO	EQCI		()	NONE	12	2	
0317	ENTRY-CITYZ	PECE	01	A(15)	D101 22	01	0	
0318	ENTRY-ST	PECES	01	X(02)	D101 23	01	0	
0114	EST-ARR-DT	PTEDA	06	X(06)	NONE		3	0111
0113	EST-DEPT-DT	PTEDD	06	X(06)	NONE		3	0111
2379	EXAM-BD-OPFAC	EXBRD	02	9(07)	NONE	01	0	
2424	EX-BD-OPFAC-DT	EBODT	02	X(06)	NONE	01		
0168	EXP-AD-TERM-DT	EXTDT	05	9(06)	D104 06	01	0	
0140	EXP-IND	EXIND		()	NONE	01	2	
2316	EXP-LOSS-DT	TTLDT	05	9(06)	D104 09	01	0	
0448	EXT-EFF-DT	EDX	05	X(06)	D306 07		3	0467
0467	EXT-INFO	XTNSN		()	NONE		02	2
0468	EXT-INFO-REEXT-DATA	REXTN		()	NONE		04	2
0451	EXT-RCVD-CD	PIX	05	9(05)	D306 09		3	0467
0454	EXT-REXT-NBR	NX	05	9(01)	D306 08		3	0467
0449	EXTS-TOT-LEN	TXB	05	X(06)	D306 11		3	0467
0299	FED-SVC-BASE-DT	TAFS	05	9(06)	D104 18	01	0	

Continued on next page

**Section C
SORT TABLES**

Field Name Sort Table, Continued

SEQ#	Field Name	Alias	Page	Pic	D Action	Occurs	Type	Parent
0450	FIRST-EXT-LEN	TX	05	X(05)	D306 10		3	0467
0070	FLT-TM-POST-DT	DCFT	10	X(06)	NONE		3	0069
0055	FRAME-SZ	FRAME	02	X(01)	NONE	01	0	
0081	H3-QUAL	DH3	10	X(03)	NONE		3	0069
0082	H52-QUAL	DH52		X(03)	NONE		3	0069
0329	H65-QUAL	FTPTP	10	X(03)	NONE		3	0069
0139	HGT	HGHT	02	()	D100 64	01	0	
0015	HM-REC-CITY	HCITY	01	A(15)	D100 60	01	0	
0016	HM-REC-ST	HSTAT	01	A(02)	D100 65	01	0	
0213	HM-REC-ZIP	TYPE4	01	X(05)	D100 66		3	0858
0083	HU16-QUAL	DHU16	10	X(03)	NONE		3	0069
0084	HU25-QUAL	DOTHR	10	X(03)	NONE		3	0069
0452	INV-RET-EFF-DT	ABCTX	05	X(06)	D306 05		3	0467
0095	LANG-CD	LANG	01	X(01)	NONE		3	0094
0094	LANG-QUAL	FLANG		()	NONE	04	2	
0096	LANG-SKILL-LVL	QUAL	01	X(01)	NONE		3	0094
0018	LGL-RESID-CITY	LCITY	01	A(15)	D100 87	01	0	
0019	LGL-RESID-ST	LSTAT	01	A(02)	D100 88	01	0	
0581	MAINT-DT	MDATE	00	X(06)	NONE		0	
2412	MARKS-CURRENT	MKCUR	02	A(01)	NONE	01		
0033	MAR-STAT	MS	04	X(01)	D100 95	01	0	
0852	MBR-DEP-INFO	DEPIF		()	NONE	12	2	
0001	MBR-TYPE-1	MTYPE	00	X(01)	D100 96	01	0	
1701	MBR-TYPE-3	MTYP3	00	X(03)	D101 31		0	
0946	MEDAL	MEDAL	03	X(02)	D318 05	50	3	0953
2334	MEDAL-DT	MEDAT	03	9(06)	NONE	50	3	0953
0953	MEDAL-INFO	MEDIN		()	NONE		50	2
2398	MED-REVIEW-DT		02	X(06)	D314 05			
0014	MNRTY-DESIG	MINDR	01	9(01)	D100 92	01	0	
0059	MTHS-CONUS	FRES	07	9(03)	D101 04	01	0	
0060	MTHS-OCONUS	OSNOT	07	9(03)	D101 07	01	0	
0061	MTHS-RESTRICTED	OSRES	07	9(03)	D101 08	01	0	
0864	NEW-BCN	PTBCN	06	9(07)	NONE		3	0111
0122	NEW-EXP-IND	PTEXI	06	X(08)	NONE		3	0111

Continued on next page

**Section C
SORT TABLES**

Field Name Sort Table, Continued

SEQ#	Field Name	Alias	Page	Pic	D Action	Occurs	Type	Parent
0116	NEW-OBC	PTOBC	06	X(06)	NONE		3	0111
0858	NEXT-DUTY-PREF-INFO	NDP		()	NONE		01	2
0025	NM-CHG-DT	NAMED	01	X(06)	NONE	01	0	
0202	NM-CHG-NBR	NAMEC	01	X(01)	NONE	01	0	
0004	NM-FIRST	FNAME	01	X(16)	NONE	01	0	
0005	NM-FIRST-INIT	FI		X(01)	NONE	01	1	0004
0008	NM-LAST	LSTNM	00	X(25)	NONE		0	
0007	NM-MI	MI	01	X(01)	NONE	01	0	
0006	NM-MI2	MI2	01	X(01)	NONE	01	0	
0010	NM-SUFF	NSUFF	01	X(04)	NONE	01	0	
0170	OBC	OBCM	06	X(06)	D202 03		3	0126
0706	OCC-FLD-CURR-ASGD	OFCA	01	9(02)	NONE		3	0140
0707	OCC-FLD-PRIOR-ASGT	OFPA	01	9(02)	NONE		3	0140
0126	OFF-INFO	OFFI		()	NONE	01	2	
0705	OFF-PRI-OCC-FLD	OPOF	01	9(02)	NONE		3	0140
0131	OFF-STA-IND-SOURCE-CD	SRCD	01	X(01)	NONE		3	1153
0133	OFF-STAT-IND-AD-TERM-PEND-CD	MSRCD	01	X(01)	NONE		3	1153
0130	OFF-STAT-IND-CAT-CD	CATGY	01	X(01)	NONE		3	1153
1154	OFF-STAT-IND-PERM-GR- CD	PGRD	01	X(02)	NONE		3	1153
0171	OPFAC-MOD	MODOP	06	X(03)	D100 94	01	0	
0827	ORD-AMEND-CX-CD	PCC	06	X(02)	NONE		3	0111
1595	ORIG-CG-ENL-DT	DTOAD	05	X(04)	D104 22	01	0	
0453	ORIG-ENL-EXP-DT	ABRTX	05	X(06)	D306 06		3	0467
2323	P&A-ACCRUE-DT	RPADT	12	9(06)	D101 54	01	0	
0031	PAY-BASE-DT	PBD	05	9(06)	NONE	01	0	
0089	PAY-BASE-VER-CD	PEBCD	05	X(01)	NONE	01	0	
0042	PAYGH-CD	PGHCD	08	X(01)	D300 05		3	0039
0040	PAYGH-DT	PGHDT	08	X(06)	D300 06		3	0039
0041	PAYGH-GRADE	PGHPG	08	X(03)	D300 07		3	0039
0039	PAYG-HIST	PGHST		()	NONE	24	2	
2408	PAYGH-RANK-RATE		08	9(03)	D300 08		3	0039
0520	PAYG-IND	PGI	01	X(01)	D101 24	01	0	

Continued on next page

**Section C
SORT TABLES**

Field Name Sort Table, Continued

SEQ#	Field Name	Alias	Page	Pic	D Action	Occurs	Type	Parent
1657	PCS-ARR-DT	EDMRJ	06	X(06)	D100 38		0	
0107	PEND-PRO	PEPRO		()	NONE	01	2	
0110	PEND-PROMO-DT	PPGRD	08	X(06)	NONE		3	0107
0109	PEND-PROMO-NBR	PPRON	08	X(06)	NONE		3	0107
0108	PEND-PROMO-PAYG	PPGR	08	X(05)	NONE		3	0107
0152	PEND-RPT-DEPT-DT	PTRDT	06	X(06)	NONE		3	0111
0234	PEND-TERM-CD	PDSC	05	X(02)	D104 02	01	0	
0236	PEND-TERM-DT	PDCDT	05	9(06)	D104 01	01	0	
0143	PEND-TRF-DET-ACCT-CD1	DAC1	06	X(01)	NONE		3	0142
0144	PEND-TRF-DET-ACCT-CD2	DAC2	06	X(01)	NONE		3	0142
0145	PEND-TRF-DET-ACCT-CD3	DAC3	06	X(01)	NONE		3	0142
0146	PEND-TRF-DET-ACCT-CD4	DAC4	06	X(01)	NONE		3	0142
0147	PEND-TRF-DET-ACCT-CD5	DAC5	06	X(01)	NONE		3	0142
0148	PEND-TRF-DET-ACCT-CD6	DAC6	06	X(01)	NONE		3	0142
0149	PEND-TRF-DET-ACCT-CD7	DAC7	06	X(01)	NONE		3	0142
0150	PEND-TRF-DET-ACCT-CD8	DAC8	06	X(01)	NONE		3	0142
0111	PEND-TX	PETRA		()	NONE	01	2	
0134	PERM-PAYG	PGRCD	01	X(05)	D202 04		3	0126
0135	PERM-PAYG-DT	PGRDT	01	X(06)	D202 05		3	0126
0527	PERM-UNIT-DIST	UIDD	06	9(02)	D101 45	01	0	
0577	PERM-UNIT-OPFAC	OPFAC	06	9(05)	D101 05	01	0	
2396	PHYS-EXAM-DT		02	X(06)	NONE			
2397	PHYS-EXAM-STAT-CD		02	A(01)	D314 06			
0935	PO-ASG-IND	SSFL1	06	X(01)	D101 33	01	0	
1062	PRI-AD-TERM-DT	APPDT	05	X(06)	D104 26	01	0	
2384	PRI-AD-TERM-SPD	GAOAP	05	X(03)	D104 27	01	0	
1593	PRI-EFF-LOSS-DT	DTSEP	05	9(06)	D104 24	01	0	
2381	PRI-EFF-LOSS-SPD	ODS	05	X(03)	D104 25	01	0	
0194	PRI-ENL-CD	PENL	05	X(01)	D203 18		3	0173
0943	PRI-ENL-MTHS	NMENL	01	X(03)	D202 02		3	0126
0138	PRI-ENL-RANK	PRENR	01	X(05)	D202 06		3	0126
2322	PRI-RES-TRA/PAY-CAT	RPRTR	12	A(01)	D101 59	01	0	

Continued on next page

**Section C
SORT TABLES**

Field Name Sort Table, Continued

SEQ#	Field Name	Alias	Page	Pic	D Action	Occurs	Type	Parent
0097	PRI-UNIT	PRUNT	07	()	NONE	24	2	
0100	PRI-UNIT-DIST	PUID	07	X(02)	D303 10		3	0097
0099	PRI-UNIT-DT-DEPT	PUDD	07	X(06)	D303 08		3	0097
0098	PRI-UNIT-DT-RPT	PUDR	07	X(06)	D303 09		3	0097
0102	PRI-UNIT-OBC	POBCM	07	X(06)	D303 05		3	0097
0101	PRI-UNIT-OPFAC	PUIOP	07	X(05)	D303 11		3	0097
0103	PRI-UNIT-RANK	PRANK	07	X(05)	D303 06		3	0097
0269	PRI-UNIT-TYPE	PUCFR	07	X(01)	D303 07		3	0097
0115	PROJ-ROT-DT	PTPRD	06	X(06)	NONE		3	0111
0176	QUAL-CD	QUACD	09	X(02)	NONE		3	0840
2394	QUAL-CD-DT	QUADT	09	X(06)	NONE		3	0840
0011	RANK	RANK	00	9(05)	D101 25		0	
0012	RANK-DT	DOR	01	9(06)	D100 21	01	0	
2399	RCSBP-ELECTION-CD		12	X(01)	NONE			
2400	RCSBP-ELECTION-DT		12	9(06)	NONE			
0709	REC-ASGT-AFLT	MRAA	01	9(01)	NONE		3	0140
2410	RECOM-BY-CO	RECCO	02	A(01)	NONE	01		
0708	REC-OP-FLD-ASGT	MROUA	01	9(01)	NONE		3	0140
0216	RENL-CD	TYPE5	05	X(05)	D104 31	01	3	0858
1061	REQ-TERM-CD	ANTCD	05	X(01)	D104 04	01	0	
1060	REQ-TERM-DT	ANTDT	05	X(06)	D104 03	01	0	
2417	RES-2X2X2-2X4	R2X2	12	A(1)	NONE	01		
0191	RES-AD-LEN	TERM	05	9(03)	D203 25		3	
2324	RES-ANNIV-DT	RANDT	12	9(04)	R900 02	01	0	
2317	RES-ASSIGN-DT	RHDSU	12	9(06)	D101 52	01	0	
2318	RES-CAT	RCAT	12	A(01)	D101 56	01	0	
2319	RES-CLASS	RCLAS	12	A(01)	D101 57	01	0	
2313	RES-DIST	RHDSO	12	X(02)	NONE	01	0	
2332	RES-DRILL-OBL-DT	DRODT	12	9(06)	NONE	01	0	
2331	RES-INIT-ENTRY-DT	INTDT	12	9(06)	D101 55	01	0	
2314	RES-OPFAC	RHDSO	12	X(05)	NONE	01	0	
2416	RES-PPO	RPPO	12	A(1)	NONE	01		
2422	RES-RTB-ELIG-DT	RELIG	12	9(6)	NONE	01		

Continued on next page

**Section C
SORT TABLES**

Field Name Sort Table, Continued

SEQ#	Field Name	Alias	Page	Pic	D Action	Occurs	Type	Parent
2418	RES-RTB-LTR-DT	RLTR	12	9(6)	NONE	01		
2421	RES-RTB-OPTION	ROPT	12	A(1)	NONE	01		
2420	RES-RTB-RESPONSE	RRS	12	A(1)	NONE	01		
2419	RES-RTB-RESPONSE-DT	RRSDT	12	9(6)	NONE	01		
2415	RES-RTB-TFR-CD	RTFR	12	A(2)	NONE	01		
2327	RES-SCREEN-CD	RSQCD	12	X(01)	NONE	01	0	
2326	RES-SCREEN-DT	RSQDT	12	9(04)	NONE	01	0	
2329	RES-STANDBY-CD	RSRSN	12	X(01)	NONE	01	0	
2431	RES-TNG-RATING-DT	RTRRD	12	C(06)	NONE			
2320	RES-TRA/PAY-CAT	RTRPA	12	A(01)	D101 58	01	0	
2321	RES-TRA/PAY-CAT-DT	RTRDRT	12	9(06)	D101 53	01	0	
2325	RES-TRNG-RATING	RTRRT	12	X(03)	NONE	01	0	
2343	RETENTION-CD	RTNCD	05	A(01)	D104 14	01	0	
1065	RETIRE-CD	EFCD	05	X(01)	D104 13	01	0	
0455	REXT-EFF-DT	EDRX	05	X(06)	D307 06		3	0468
0456	REXT-LEN	TRX	05	X(05)	D307 07		3	0468
0457	REXT-RCVD-CD	ABRX	05	9(06)	D307 05		3	0468
2387	RMGIB-ELIG-STAT		12	A(01)	D111 01	01		
2390	RMGIB-OBL-SVC		12	X(02)	D111 04	01		
2391	RMGIB-PENAL-STAT		12	9(01)	D111 05	01		
2388	RMGIB-START-DT		12	9(06)	D111 02	01		
2389	RMGIB-STOP-DT		12	9(06)	D111 03	01		
0228	ROT-DT	ROTAT	06	X(06)	D101 26	01	0	
0530	RU	UIDRU	06	9(02)	D101 46	01	0	
1238	RU-DIST	JCOD3	06	X(02)	D100 73	01	0	
0720	RU-OPFAC	OPRU	06	9(05)	D101 06	01	0	
2403	SEC-CLEAR-ELIG		02	X(01)	NONE	01		
2339	SEC-CUR-CLEAR-AUTH	SECCL	02	X(01)	NONE	04	3	0851
2340	SEC-CUR-CLEAR-AUTH-DT	CLDAT	02	9(06)	NONE		3	0851
2338	SEC-INVEST-DT	IDDAT	02	9(06)	NONE	04	3	0851
2337	SEC-INVEST-TP	INTYP	02	X(01)	NONE	04	3	0851
2427	SEP-PAY-AMT	SEPDT	05	9(07)	D320 06			
2428	SEP-PAY-CD	SEPAM	05	X(02)	D320 07			
2426	SEP-PAY-DT	TYPEX	05	X(06)	D320 05			
0017	SEX	SEX	01	A(01)	D101 28	01	0	

Continued on next page

**Section C
SORT TABLES**

Field Name Sort Table, Continued

SEQ#	Field Name	Alias	Page	Pic	D Action	Occurs	Type	Parent
0073	SHIP-HELO-QUAL	AVIRR	10	A(01)	D200 04		3	0069
0127	SIG-NBR	SIGNO	01	X(06)	NONE		3	0126
2380	SOCS-DT		00	9(06)	D104 30	01	0	
0121	SPEC-TRNG-CD	PTSTC	06	X(02)	NONE		3	0111
0856	SPOUSE-AD-CD	DEPLC	04	X(01)	D315 08		3	0852
2342	SPOUSE-IN-SVC-BR	SPBRA	04	X(01)	D100 05	01	0	
2341	SPOUSE-IN-SVC-SSN	SPSSN	04	X(09)	D100 04	01	0	
0002	SSN	SSN	00	9(09)	NONE	01	0	
0024	SSN-CHG-DT	SSNDT	01	X(06)	NONE	01	0	
0201	SSN-CHG-NBR	SSNC	01	X(01)	NONE	01	0	
1153	STAT-IND	STIND		()	NONE	01	2	
1174	SUSP-DT	DT11	10	X(06)	D200 15		3	0069
0822	SVC-SCH-CD	PMD	09	9(06)	D312 06		3	0818
0819	SVC-SCH-DT (DD)	PMM	09	9(02)	D312 09		3	0818
0820	SVC-SCH-DT (MM)	PML	09	9(02)	D312 07		3	0818
0821	SVC-SCH-DT (YY)	PMP	09	9(02)	D312 08		3	0818
0818	SVC-SCH-INFO	PMIN	09	()	NONE	15	2	
2413	SWE-CYCLE-DATE	SWEDT	02	X(05)	D101 64	01	0	
2376	SWE-EXP-FLAG	SWEEF	02	A(01)	NONE	01	0	
2375	SWE-PART-FLAG	SWEPF	02	A(01)	NONE	01	0	
2409	SWE-QUAL	SWEQU	02	X(08)	NONE	01		
2377	SWE-SPEC	SWESP	02	X(04)	NONE	01	0	
2423	SWE-SPEC-DATE	SSPDT	02	X(06)	NONE	01		
1689	TEST-AR-ATMPT	AFT02	11	9(01)	NONE	01	0	
0178	TEST-AR-SCORE	AFQ02	11	9(02)	D203 01		3	0173
1678	TEST-AR-VER	AFO02	11	9(01)	NONE	01	0	
1694	TEST-AS-ATMPT	AFT07	11	9(01)	NONE	01	0	
0183	TEST-AS-SCORE	AFQ07	11	9(02)	D203 24		3	0173
1683	TEST-AS-VER	AFO07	11	9(01)	NONE	01	0	
1693	TEST-CS-ATMPT	AFT06	11	9(01)	NONE	01	0	
0182	TEST-CS-SCORE	AFQ06	11	9(02)	D203 20		3	0173
1682	TEST-CS-VER	AFO06	11	9(01)	NONE	01	0	
1697	TEST-EI-ATMPT	AFT10	11	9(01)	NONE	01	0	

Continued on next page

**Section C
SORT TABLES**

Field Name Sort Table, Continued

SEQ#	Field Name	Alias	Page	Pic	D Action	Occurs	Type	Parent
1672	TEST-EI-SCORE	AFQ10	11	9(02)	NONE	01	0	
1686	TEST-EI-VER	AFO10	11	9(01)	NONE	01	0	
1688	TEST-GS-ATMPT	AFT01	11	9(01)	NONE	01	0	
0177	TEST-GS-SCORE	AFQ01	11	9(02)	D203 14		3	0173
1677	TEST-GS-VER	AFO01	11	9(01)	NONE	01	0	
1696	TEST-MC-ATMPT	AFT09	11	9(01)	NONE	01	0	
1671	TEST-MC-SCORE	AFQ09	11	9(02)	NONE	01	0	
1685	TEST-MC-VER	AFO09	11	9(01)	NONE	01	0	
1695	TEST-MK-ATMPT	AFT08	11	9(01)	NONE	01	0	
1670	TEST-MK-SCORE	AFQ08	11	9(02)	NONE	01	0	
1684	TEST-MK-VER	AFO08	11	9(01)	NONE	01	0	
1692	TEST-NO-ATMPT	AFT05	11	9(01)	NONE	01	0	
0181	TEST-NO-SCORE	AFQ05	11	9(02)	D203 10		3	0173
1681	TEST-NO-VER	AFO05	11	9(01)	NONE	01	0	
1691	TEST-PC-ATMPT	AFT04	11	9(01)	NONE	01	0	
0180	TEST-PC-SCORE	AFQ04	11	9(02)	D203 06		3	0173
1680	TEST-PC-VER	AFO04	11	9(01)	NONE	01	0	
1698	TEST-VE-ATMPT	AFT11	11	9(01)	NONE	01	0	
1673	TEST-VE-SCORE	AFQ11	11	9(02)	NONE	01	0	
1687	TEST-VE-VER	AFO11	11	9(01)	NONE	01	0	
1690	TEST-WK-ATMPT	AFT03	11	9(01)	NONE	01	0	
0179	TEST-WK-SCORE	AFQ03	11	9(02)	D203 17		3	0173
1679	TEST-WK-VER	AFO03	11	9(01)	NONE	01	0	
2395	TOT-COMM-SVC		01	X(06)	NONE	01		
0196	TOT-DED-TM	EXTD	05	X(04)	D203 12	01	0	
0074	TOT-FLT-TM	TTPH	10	X(05)	NONE		3	0069
0034	TOT-NBR-DEP	DEPC	04	9(02)	D100 15	01	0	
0075	TOT-ROT-WING-TM	FTTRH	10	X(05)	NONE		3	0069
1669	TRF-TYPE-CD	EDMR7	06	X(06)	NONE	01	0	
0938	TRNG-PROG-INFO	TPINF		()	NONE	12	2	
2433	TYP-PHYS-EXAM	SEPCD	02	X(01)	D100 84			
0713	UNIT-TYPE-CD	UNTYP	06	9(03)	NONE		1	0577
0077	VC4A-QUAL	DEV4C	10	X(03)	NONE		3	0069
0078	VS11A-QUAL	VC11	10	X(03)	NONE		3	0069
0054	WGT	WGHT	02	()	NONE	01	0	
0056	WGT-DT	DTWIN	02	9(06)	D100 69	01	0	
0057	WGT-OVER	OWGHT	02	()	NONE	01	0	
0129	YR-GRP	YRGRP	01	X(02)	NONE		3	0126

Section D
NUMERIC GRADE CODES

Section Overview

Introduction This section lists the numeric-grade codes for commissioned and warrant officers and all enlisted grades by rating. This section also includes reserve, service and emergency ratings. These are the codes posted to the RANK field, sequence number 0011, at the top of each PMIS inquiry screen.

In this section Numeric Grade Code Listings

Topic	See Page
Commissioned Officers	3-D-2
Warrant Officers	3-D-3
Deck Group	3-D-4
Ordnance Group	3-D-6
Engineering and Hull Group	3-D-7
Administrative and Clerical Group	3-D-9
Petty Officer (Other) Group	3-D-14
Aviation Group	3-D-15
Construction Group	3-D-17
Port Security Group	3-D-19
Beach Patrol Group	3-D-20
Miscellaneous Group	3-D-21
Medical and Dental Group	3-D-22

Section D
NUMERIC GRADE CODES

Commissioned Officers

Rank	Abbreviation	Grade Code	Indicator	Pay Grade
Admiral	ADM	00010	0	O10
Vice Admiral	VADM	00009	0	O9
Rear Admiral	RADM	00008	0	O8
Rear Admiral (Lower Half)	RALH	00007	0	O7
Captain	CAPT	00006	0	O6
Commander	CDR	00005	0	O5
Lieutenant Commander	LCDR	00004	0	O4
Lieutenant *	LT	00003	1	O3E
Lieutenant	LT	00003	0	O3
Lieutenant Junior Grade *	LTJG	00002	1	O2E
Lieutenant Junior Grade	LTJG	00002	0	O2
Ensign *	ENS	00001	1	O1E
Ensign	ENS	00001	0	O1

* Officer with over 4 years prior active enlisted/warrant service.

**Section D
NUMERIC GRADE CODES**

Warrant Officers

Specialty	PAY GRADE							
	W-4		W-3		W-2		W-1	
	ABBR	CODE	ABBR	CODE	ABBR	CODE	ABBR	CODE
Boatswain	BOSN4	01004	BOSN3	01003	BOSN2	01002	BOSN1	01001
Weapons	WEPS4	01104	WEPS3	01103	WEPS2	01102	WEPS1	01101
Communications	COMM4	01204	COMM3	01203	COMM2	01202	COMM1	01201
Electronics	ELC4	01304	ELC3	01303	ELC2	01302	ELC1	01301
Physician's Assistant	PYA4	01404	PYA3	014031	PYA2	01402	PYA1	01401
Aviation Engineering	AVI4	01504	AVI3	01503	AVI2	01502	AVI1	01501
Naval Engineering	ENG4	01604	ENG3	01603	ENG2	01602	ENG1	01601
Material Maintenance	MAT4	01704	MAT3	01703	MAT2	01702	MAT1	01701
Personnel Administration	PERS4	01804	PERS3	01803	PERS2	01802	PERS1	01801
Public Information	INF4	01904	INF3	01903	INF2	01902	INF1	01901
Finance & Supply	F&S4	02004	F&S3	02003	F&S2	02002	F&S1	02001
Medical Administration	MED4	02104	MED3	02103	MED2	02102	MED1	02101
Bandmaster	BNDM4	02204	BNDM3	02203	BNDM2	02202	BNDM1	02201
Port Safety & Security	PSS4	02404	PSS3	02403	PSS2	02402	PSS1	02401
Officer Candidate	OCUW4	51014	OCUW3	51013	OCUW2	51012		
Investigations	INV4	02304	INV3	02303	INV2	02302	INV1	02301

Section D
NUMERIC GRADE CODES

Deck Group

Specialty	Abbreviation	Grade Code	Pay Grade
Seaman Recruit	SR	15001	E-1
Seaman Apprentice	SA	15002	E-2
Seaman	SN	15003	E-3
Boatswain's Mate	SABM	10002	E-2
Boatswain's Mate	SNBM	10003	E-3
Boatswain's Mate	BM3	10004	E-4
Boatswain's Mate	BM2	10005	E-5
Boatswain's Mate	BM1	10006	E-6
Boatswain's Mate	BMC	10007	E-7
Boatswain's Mate	BMCS	10008	E-8
Boatswain's Mate	BMCM	10009	E-9
Operations Specialist	SAOS	20502	E-2
Operations Specialist	SNOS	20503	E-3
Operations Specialist	OS3	20504	E-4
Operations Specialist	OS2	20505	E-5
Operations Specialist	OS1	20506	E-6
Operations Specialist	OSC	20507	E-7
Operations Specialist	OSCS	20508	E-8
Operations Specialist	OSCM	20509	E-9
Quartermaster ¹	SAQM	11002	E-2
Quartermaster ¹	SNQM	11003	E-3
Quartermaster ¹	QM3	11004	E-4
Quartermaster ¹	QM2	11005	E-5
Quartermaster ¹	QM1	11006	E-6
Quartermaster ¹	QMC	11007	E-7
Quartermaster ¹	QMCS	11008	E-8
Quartermaster ¹	QMCM	11009	E-9
Signalman *	SM3	12104	E-4
Signalman *	SM2	12105	E-5
Radarman ²	SARD	13002	E-2
Radarman ²	SNRD	13003	E-3
Radarman ²	RD3	13004	E-4
Radarman ²	RD2	13005	E-5
Radarman ²	RD1	13006	E-6
Radarman ²	RDC	13007	E-7
Radarman ²	RDCS	13008	E-8
Radarman ²	RDCM	13009	E-9

Continued on next page

¹ Quartermaster (QM) disestablished and merged with Boatswain's Mate (BM) on 1 July 2003 as part of the Joint Ratings Review (JRR).

² Radarman (RD) changed to Operations Specialist (OS) on 1 July 2003 as part of the Joint Ratings Review (JRR) .

Section D
NUMERIC GRADE CODES

Deck Group, Continued

Specialty	Abbreviation	Grade Code	Pay Grade
Sonar Tech ³	SAST	14002	E-2
Sonar Tech ³	SNST	14003	E-3
Sonar Tech ³	ST3	14004	E-4
Sonar Tech ³	ST2	14005	E-5
Sonar Tech ³	ST1	14006	E-6
Sonar Tech ³	STC	14007	E-7
Sonar Tech ³	STCS	14008	E-8
Sonar Tech ³	STCM	14009	E-9
Sonar Watchstander ³	SASW	16002	E-2
Sonar Watchstander ³	SNSW	16003	E-3

* Indicates SERVICE RATINGS and EMERGENCY RATINGS. These ratings are not used in today's regular active duty personnel accounting system and may be used by reservists on active duty as authorized by the Enlisted Qualifications Manual, COMDTINST M1414.8 (series) and the Personnel Manual, COMDTINST M1000.6 (series).

³ Sonar Technician disestablished and merged with Electronics Technician on _____

Section D
NUMERIC GRADE CODES

Ordnance Group

Specialty	Abbreviation	Grade Code	Pay Grade
Gunner's Mate	SAGM	17002	E-2
Gunner's Mate	SNGM	17003	E-3
Gunner's Mate	GM3	17004	E-4
Gunner's Mate	GM2	17005	E-5
Gunner's Mate	GM1	17006	E-6
Gunner's Mate	GMC	17007	E-7
Gunner's Mate	GMCS	17008	E-8
Gunner's Mate	GMCM	17009	E-9
Fire Control Tech ⁴	SAFT	18002	E-2
Fire Control Tech ⁴	SNFT	18003	E-3
Fire Control Tech ⁴	FT3	18004	E-4
Fire Control Tech ⁴	FT2	18005	E-5
Fire Control Tech ⁴	FT1	18006	E-6
Fire Control Tech ⁴	FTC	18007	E-7
Fire Control Tech ⁴	FTCS	18008	E-8
Fire Control Tech ⁴	FTCM	18009	E-9
Torpedoman's Mate *	SATM	19102	E-2
Torpedoman's Mate *	SNTM	19103	E-3
Torpedoman's Mate *	TM3	19104	E-4
Torpedoman's Mate *	TM2	19105	E-5
Torpedoman's Mate *	TM1	19106	E-6
Torpedoman's Mate *	TMC	19007	E-7
Torpedoman's Mate *	TMCS	19108	E-8
Torpedoman's Mate *	TMCM	19109	E-9

* Indicates SERVICE RATINGS and EMERGENCY RATINGS. These ratings are not used in today's regular active duty personnel accounting system and may be used by reservists on active duty as authorized by the Enlisted Qualifications Manual, COMDTINST M1414.8 (series) and the Personnel Manual, COMDTINST M1000.6 (series).

⁴ Fire Control Technician disestablished and merged with Electronics Technician on 1 July 2003

**Section D
NUMERIC GRADE CODES**

Engineering and Hull Group

Specialty	Abbreviation	Grade Code	Pay Grade
Machinery Tech	FAMK	20002	E-2
Machinery Tech	FNMK	20003	E-3
Machinery Tech	MK3	20004	E-4
Machinery Tech	MK2	20005	E-5
Machinery Tech	MK1	20006	E-6
Machinery Tech	MKC	20007	E-7
Machinery Tech	MKCS	20008	E-8
Machinery Tech	MKCM	20009	E-9
Damage Controlman	FADC	21002	E-2
Damage Controlman	FNDC	21003	E-3
Damage Controlman	DC3	21004	E-4
Damage Controlman	DC2	21005	E-5
Damage Controlman	DC1	21006	E-6
Damage Controlman	DCC	21007	E-7
Damage Controlman	DCCS	21008	E-8
Damage Controlman	DCCM	21009	E-9
Electronics Tech	SAET	24002	E-2
Electronics Tech	SNET	24003	E-3
Electronics Tech	ET3	24004	E-4
Electronics Tech	ET2	24005	E-5
Electronics Tech	ET1	24006	E-6
Electronics Tech	ETC	24007	E-7
Electronics Tech	ETCS	24008	E-8
Electronics Tech	ETCM	24009	E-9
ET - Communications	SAETN	25002	E-2
ET - Communications	SNETN	25003	E-3
ET - Communications	ETN3	25004	E-4
ET - Communications	ETN2	25005	E-5
ET - Communications	ETN1	25006	E-6
ET - Radar	ETR3	26104	E-4
ET - Radar	ETR2	26105	E-5
Electrician's Mate	FAEM	27002	E-2
Electrician's Mate	FNEM	27003	E-3
Electrician's Mate	EM3	27004	E-4
Electrician's Mate	EM2	27005	E-5
Electrician's Mate	EM1	27006	E-6
Electrician's Mate	EMC	27007	E-7
Electrician's Mate	EMCS	27008	E-8

Continued on next page

Section D
NUMERIC GRADE CODES

Engineering and Hull Group, Continued

Specialty	Abbreviation	Grade Code	Pay Grade
Electrician's Mate	EMCM	27009	E-9
Telephone Tech ⁵	SATT	28002	E-2
Telephone Tech ⁵	SNTT	28003	E-3
Telephone Tech ⁵	TT3	28004	E-4
Telephone Tech ⁵	TT2	28005	E-5
Telephone Tech ⁵	TT1	28006	E-6
Telephone Tech ⁵	TTC	28007	E-7
Telephone Tech ⁵	TTCS	28008	E-8
Telephone Tech ⁵	TTCM	28009	E-9
TT - Outside * ⁵	TTO3	28104	E-4
TT - Outside * ⁵	TTO2	28105	E-5
TT - Inside ⁵	TTI3	28204	E-4
TT - Inside ⁵	TTI2	28205	E-5
Machinery Repairman *	FAMR	30102	E-2
Machinery Repairman *	FNMR	30103	E-3
Machinery Repairman *	MR3	30104	E-4
Machinery Repairman *	MR2	30105	E-5
Machinery Repairman *	MR1	30106	E-6
Machinery Repairman *	MRC	30107	E-7
Machinery Repairman *	MRCS	30108	E-8
Machinery Repairman *	MRCM	30109	E-9
Shipfitter *	SF1	31106	E-6
Shipfitter *	SFC	31107	E-7
Shipfitter *	SFCS	31108	E-8
Shipfitter *	SFCM	31109	E-9
SF - Metalsmith *	FASF	31202	E-2
SF - Metalsmith *	FNSFM	31203	E-3
SF - Metalsmith *	SFM3	31204	E-4
SF - Metalsmith *	SFM2	31205	E-5
SF - Pipefitter *	FASFP	31302	E-2
SF - Pipefitter *	FNSFP	31303	E-3
SF - Pipefitter *	SFP3	31304	E-4
SF - Pipefitter *	SFP2	31305	E-5
Fireman	FA	32002	E-2
Fireman	FN	32003	E-3
Electronics Tech - Watchstander	SAEW	33002	E-2
Electronics Tech - Watchstander	SNEW	33003	E-3

* Indicates SERVICE RATINGS and EMERGENCY RATINGS. These ratings are not used in today's regular active duty personnel accounting system and may be used by reservists on active duty as authorized by the Enlisted Qualifications Manual, COMDTINST M1414.8 (series) and the Personnel Manual, COMDTINST M1000.6 (series).

⁵ Telephone Technician (TT) changed to Information Systems Technician (IT) on 1 July 2003 as part of Joint Ratings Review (JRR)

Section D
NUMERIC GRADE CODES

Administrative and Clerical Group

ADMINISTRATIVE AND CLERICAL GROUP			
Specialty	Abbreviation	Grade Code	Pay Grade
Information Systems Technician	SAIT	27502	E-2
Information Systems Technician	SNIT	27503	E-3
Information Systems Technician	IT3	27504	E-4
Information Systems Technician	IT2	27505	E-5
Information Systems Technician	IT1	27506	E-6
Information Systems Technician	ITC	27507	E-7
Information Systems Technician	ITCS	27508	E-8
Information Systems Technician	ITCM	27509	E-9
Photojournalist	SAPA	34002	E-2
Photojournalist	SNPA	34003	E-3
Photojournalist	PA3	34004	E-4
Photojournalist	PA2	34005	E-5
Photojournalist	PA1	34006	E-6
Photojournalist	PAC	34007	E-7
Photojournalist	PACS	34008	E-8
Photojournalist	PACM	34009	E-9
Radioman ⁶	SARM	35002	E-2
Radioman ⁶	SNRM	35003	E-3
Radioman ⁶	RM3	35004	E-4
Radioman ⁶	RM2	35005	E-5
Radioman ⁶	RM1	35006	E-6
Radioman ⁶	RMC	35007	E-7
Radioman ⁶	RMCS	35008	E-8
Radioman ⁶	RMCM	35009	E-9
RM Watchstander ⁶	SARW	35002	E-2
RM Watchstander ⁶	SNRW	35503	E-3
Yeoman	SAYN	36002	E-2
Yeoman	SNYN	36003	E-3
Yeoman	YN3	36004	E-4
Yeoman	YN2	36005	E-5
Yeoman	YN1	36006	E-6
Yeoman	YNC	36007	E-7
Yeoman	YNCS	36008	E-8
Yeoman	YNCM	36009	E-9

* Indicates SERVICE RATINGS and EMERGENCY RATINGS. These ratings are not used in today's regular active duty personnel accounting system and may be used by reservists on active duty as authorized by the Enlisted Qualifications Manual, COMDTINST M1414.8 (series) and the Personnel Manual, COMDTINST M1000.6 (series).

Continued on next page

⁶ Radioman (RM) changed to Telecommunications Specialist on _____

Section D
NUMERIC GRADE CODES

Administrative and Clerical Group, Continued

Abbreviation (continued)

Specialty	Abbreviation	Grade Code	Pay Grade
Telecommunications Spec ⁷	SATC	37002	E-2
Telecommunications Spec ⁷	SNTC	37003	E-3
Telecommunications Spec ⁷	TC3	37004	E-4
Telecommunications Spec ⁷	TC2	37005	E-5
Telecommunications Spec ⁷	TC1	37006	E-6
Telecommunications Spec ⁷	TCC	37007	E-7
Telecommunications Spec ⁷	TCCS	37008	E-8
Telecommunications Spec ⁷	TCCM	37009	E-9
TC Watchstander ⁷	SATW	37502	E-2
TC Watchstander ⁷	SNTW	37503	E-3

Continued on next page

⁷ Telecommunications Specialists disestablished on 1 July 2003. Members were changed to Operations Specialist (OS) or Information Systems Technician (IT).

Section D
NUMERIC GRADE CODES

Administrative and Clerical Group, Continued

Specialty	Abbreviation	Grade Code	Pay Grade
Communications Yeoman *	CYN3	37104	E-4
Personnelman *	SAPN	38102	E-2
Personnelman *	SNPN	38103	E-3
Personnelman *	PN3	38104	E-4
Personnelman *	PN2	38105	E-5
Personnelman *	PN1	38106	E-6
Personnelman *	PNC	38107	E-7
Personnelman *	PNCS	38108	E-8
Personnelman *	PNCM	38109	E-9
Postal Clerk *	SAPC	39102	E-2
Postal Clerk *	SNPC	39103	E-3
Postal Clerk *	PC3	39104	E-4
Postal Clerk *	PC2	39105	E-5
Postal Clerk *	PC1	39106	E-6
Postal Clerk *	PCC	39107	E-7
Postal Clerk *	PCCS	39108	E-8
Postal Clerk *	PCCM	39109	E-9
Investigator *	SAIV	40102	E-2
Investigator *	SNIV	40103	E-3
Investigator *	IV3	40104	E-4
Investigator *	IV2	40105	E-5
Investigator *	IV1	40106	E-6
Investigator *	IVC	40107	E-7
Investigator *	IVCS	40108	E-8
Investigator *	IVCM	40109	E-9
Intelligenceman *	SAIX	41102	E-2
Intelligenceman *	SNIX	41103	E-3
Intelligenceman *	IX3	41104	E-4
Intelligenceman *	IX2	41105	E-5
Intelligenceman *	IX1	41106	E-6
Intelligenceman *	IXC	41107	E-7
Intelligenceman *	IXCS	41208	E-8
Intelligenceman *	IXCM	41109	E-9

* Indicates SERVICE RATINGS and EMERGENCY RATINGS. These ratings are not used in today's regular active duty personnel accounting system and may be used by reservists on active duty as authorized by the Enlisted Qualifications Manual, COMDTINST M1414.8 (series) and the Personnel Manual, COMDTINST M1000.6 (series).

Continued on next page

**Section D
NUMERIC GRADE CODES**

Administrative and Clerical Group, Continued

Specialty	Abbreviation	Grade Code	Pay Grade
Storekeeper	SASK	42002	E-2
Storekeeper	SNSK	42003	E-3
Storekeeper	SK3	42004	E-4
Storekeeper	SK2	42005	E-5
Storekeeper	SK1	42006	E-6
Storekeeper	SKC	42007	E-7
Storekeeper	SKCS	42008	E-8
Storekeeper	SKCM	42009	E-9
Disbursing Clerk *	DK3	43104	E-4
Disbursing Clerk *	DK2	43105	E-5
Machine Accountant *	SAMA	44102	E-2
Machine Accountant *	SNMA	44103	E-3
Machine Accountant *	MA3	44104	E-4
Machine Accountant *	MA2	44105	E-5
Machine Accountant *	MA1	44106	E-6
Machine Accountant *	MAC	44107	E-7
Machine Accountant *	MACS	44108	E-8
Machine Accountant *	MACM	44109	E-9
Data Processing Tech##	DPCM	44309	E-9
Data Processing Tech##	DPCS	44308	E-8
Data Processing Tech##	DPC	44307	E-7
Data Processing Tech##	DP1	44306	E-6
Data Processing Tech##	DP2	44305	E-5
Data Processing Tech##	DP3	44304	E-4
Data Processing Tech##	SNDP	44303	E-3
Data Processing Tech##	SADP	44302	E-2
Ship's Serviceman *	SASH	47102	E-2
Ship's Serviceman *	SNSH	47103	E-3
Ship's Serviceman *	SH3	47104	E-4
Ship's Serviceman *	SH2	47105	E-5
Ship's Serviceman *	SH1	47106	E-6
Ship's Serviceman *	SHC	47107	E-7
Ship's Serviceman *	SHCS	47108	E-8
Ship's Serviceman *	SHCM	47109	E-9

* Indicates SERVICE RATINGS and EMERGENCY RATINGS. These ratings are not used in today's regular active duty personnel accounting system and may be used by reservists on active duty as authorized by the Enlisted Qualifications Manual, COMDTINST M1414.8 (series) and the Personnel Manual, COMDTINST M1000.6 (series).

Reserve rating. Disestablished and merged with TC effective 1 Feb 1999.

Continued on next page

**Section D
NUMERIC GRADE CODES**

Administrative and Clerical Group, Continued

Specialty	Abbreviation	Grade Code	Pay Grade
Subsistence Specialist	SASS	50002	E-2
Subsistence Specialist	SNSS	50003	E-3
Subsistence Specialist	SS3	50004	E-4
Subsistence Specialist	SS2	50005	E-5
Subsistence Specialist	SS1	50006	E-6
Subsistence Specialist	SSC	50007	E-7
Subsistence Specialist	SSCS	50008	E-8
Subsistence Specialist	SSCM	50009	E-9
Food service Specialist #	SAFS	50002	E-2
Food service Specialist #	SNFS	50003	E-3
Food service Specialist #	FS3	50004	E-4
Food service Specialist #	FS2	50005	E-5
Food service Specialist #	FS1	50006	E-6
Food service Specialist #	FSC	50007	E-7
Food service Specialist #	FSCS	50008	E-8
Food service Specialist #	FSCM	50009	E-9
Officer Candidate	SAOC	51002	E-2
Officer Candidate	OCUI2	51005	E-5
Officer Candidate	OCUI1	51006	E-6
Officer Candidate	OCUC	51007	E-7
Officer Candidate	OCUCS	51008	E-8
Officer Candidate	OCUCM	51009	E-9

The rating of subsistence Specialist (SS) was terminated as of 96NOV30 and converted to Food Service Specialist (FS) on 96DEC01 (ALCOAST 089/96, COMDTNOTE 4061).

Section D
NUMERIC GRADE CODES

Petty Officer (Other) Group

OTHER			
Specialty	Abbreviation	Grade Code	Pay Grade
Petty Officer	PO3	91004	E-4
Petty Officer	PO2	91005	E-5
Petty Officer	PO1	91006	E-6
Petty Officer	POC	91007	E-7
Petty Officer	POCS	91008	E-8
Petty Officer	POCM	91009	E-9
Master Chief Petty Officer of the Coast Guard	MCPO-CG	99010	E-10

**Section D
NUMERIC GRADE CODES**

Aviation Group

Specialty	Abbreviation	Grade Code	Pay Grade
Aviation Maintenance Technician	AAAMT	52502	E-2
Aviation Maintenance Technician	ANAMT	52503	E-3
Aviation Maintenance Technician	AMT3	52504	E-4
Aviation Maintenance Technician	AMT2	52505	E-5
Aviation Maintenance Technician	AMT1	52506	E-6
Aviation Maintenance Technician	AMTC	52507	E-7
Aviation Maintenance Technician	AMTCS	52508	E-8
Aviation Maintenance Technician	AMTCM	52509	E-9
Aviation Survival Technician	AAAST	53502	E-2
Aviation Survival Technician	ANAST	53503	E-3
Aviation Survival Technician	AST3	53504	E-4
Aviation Survival Technician	AST2	53505	E-5
Aviation Survival Technician	AST1	53506	E-6
Aviation Survival Technician	ASTC	53507	E-7
Aviation Survival Technician	ASTCS	53508	E-8
Aviation Survival Technician	ASTCM	53509	E-9
Avionics Electrical Technician	AAAET	55302	E-2
Avionics Electrical Technician	ANAET	55303	E-3
Avionics Electrical Technician	AET3	55304	E-4
Avionics Electrical Technician	AET2	55305	E-5
Avionics Electrical Technician	AET1	55306	E-6
Avionics Electrical Technician	AETC	55307	E-7
Avionics Electrical Technician	AETCS	55308	E-8
Avionics Electrical Technician	AETCM	55309	E-9

Note:

Effective 1 January 1999:

- AD and AM were merged to become AMT.
- AT became AVT.
- ASM became AST.
- Effective 1 December 2003: AVT became AET

Continued on next page

Section D
NUMERIC GRADE CODES

Aviation Group, Continued

Specialty	Abbreviation	Grade Code	Pay Grade
Parachute Rigger *	AAPR	58102	E-2
Parachute Rigger *	ANPR	58103	E-3
Parachute Rigger *	PR3	58104	E-4
Parachute Rigger *	PR2	58105	E-5
Parachute Rigger *	PR1	58106	E-6
Parachute Rigger *	PRC	58107	E-7
Parachute Rigger *	PRCS	58108	E-8
Parachute Rigger *	PRCM	58109	E-9
Air Controlman *	AAAC	59102	E-2
Air Controlman *	ANAC	59103	E-3
Air Controlman *	AC3	59104	E-4
Air Controlman *	AC2	59105	E-5
Air Controlman *	AC1	59106	E-6
Air Controlman *	ACC	59107	E-7
Air Controlman *	ACCS	59108	E-8
Air Controlman *	ACCM	59109	E-9
Avi. Storekeeper *	AK3	60104	E-4
Avi. Storekeeper *	AK2	60105	E-5
Airman	AA	61002	E-2
Airman	AN	61003	E-3
Avi. Pilot	ADCAP	62007	E-7
Avi. Pilot	ADCSP	62008	E-8
Avi. Pilot	ADCMP	62009	E-9
Avi. Cadet	AVCAD	63004	E-4

* Indicates SERVICE RATINGS and EMERGENCY RATINGS. These ratings are not used in today's regular active duty personnel accounting system and may be used by reservists on active duty as authorized by the Enlisted Qualifications Manual, COMDTINST M1414.8 (series) and the Personnel Manual, COMDTINST M1000.6 (series).

Note:

Effective 1 January 1999:

- AD and AM were merged to become AMT.
 - AT became AVT.
 - ASM became AST.
-

**Section D
NUMERIC GRADE CODES**

Construction Group

Specialty	Abbreviation	Grade Code	Pay Grade
Builder *	CPBU	66102	E-2
Builder *	CNBU	66103	E-3
Builder *	BU1	66106	E-6
Builder *	BUC	66107	E-7
Builder *	BUCS	66108	E-8
Builder *	BUCM	66109	E-9
BU - Heavy *	BUH3	66204	E-4
BU - Heavy *	BUH2	66205	E-5
BU - Light *	BUL3	66304	E-4
BU - Light *	BUL2	66305	E-5
BU - Concrete *	BUR3	66404	E-4
BU - Concrete *	BUR2	66405	E-5
Engineering Aide *	CPEA	67102	E-2
Engineering Aide *	CNEA	67103	E-3
Engineering Aide *	EA1	67106	E-6
Engineering Aide *	EAC	67107	E-7
Engineering Aide *	EACS	67108	E-8
Engineering Aide *	EACM	67109	E-9
EA - Draftsman *	EAD3	67204	E-4
EA - Draftsman *	EAD2	67205	E-5
EA - Surveyor *	EAS3	67304	E-4
EA - Surveyor *	EAS2	67305	E-5
Equipment Operator *	CPEO	68102	E-2
Equipment Operator *	CNEO	68103	E-3
Equipment Operator *	EO1	68106	E-6
Equipment Operator *	EOC	68107	E-7
Equipment Operator *	EOCS	68108	E-8
Equipment Operator *	EOCM	68109	E-9
EO - Hauling *	EOH3	68204	E-4
EO - Hauling *	EOH2	68205	E-5
EO - Construction *	EON3	68304	E-4

* Indicates SERVICE RATINGS and EMERGENCY RATINGS. These ratings are not used in today's regular active duty personnel accounting system and may be used by reservists on active duty as authorized by the Enlisted Qualifications Manual, COMDTINST M1414.8 (series) and the Personnel Manual, COMDTINST M1000.6 (series).

Continued on next page

Section D
NUMERIC GRADE CODES

Construction Group, Continued

Specialty	Abbreviation	Grade Code	Pay Grade
EO - Construction *	EON2	68305	E-5
Steelworker *	CPSW	69102	E-2
Steelworker *	CNSW	69103	E-3
Steelworker *	SW1	69106	E-6
Steelworker *	SWC	69107	E-7
Steelworker *	SWCS	69108	E-8
Steelworker *	SWCM	69109	E-9
SW - Erector *	SWE3	69204	E-4
SW - Erector *	SWE2	69205	E-5
SW - Fabricator *	SWF3	69304	E-4
SW - Fabricator *	SWF2	69305	E-5
Utilitiesman*	CPUT	70102	E-2
Utilitiesman*	CNUT	70103	E-3
Utilitiesman*	UT1	70106	E-6
Utilitiesman*	UTC	70107	E-7
Utilitiesman*	UTCS	70108	E-8
Utilitiesman*	UTCM	70109	E-9
UT - Air Conditioning*	UTA3	70204	E-4
UT - Air Conditioning*	UTA2	70205	E-5
UT - Boilerman *	UTB3	70304	E-4
UT - Boilerman *	UTB2	70305	E-5
UT - Plumber *	UTP3	70404	E-4
UT - Plumber *	UTP2	70405	E-5
UT - Water and Sanitation *	UTW3	70504	E-4
UT - Water and Sanitation *	UTW2	70505	E-5
Construction Mechanic *	CPCM	71102	E-2
Construction Mechanic *	CNCM	71103	E-3
Construction Mechanic *	CM1	71106	E-6
Construction Mechanic *	CMC	71107	E-7
Construction Mechanic *	CMCS	71108	E-8
Construction Mechanic *	CMCM	71109	E-9
CM - Automotive *	CMA3	71204	E-4
CM - Automotive *	CMA2	71205	E-5
CM - Construction *	CMH3	71304	E-4
CM - Construction *	CMH2	71305	E-5
Constructionman *	CP	72102	E-2
Constructionman *	CN	72103	E-3

* Indicates SERVICE RATINGS and EMERGENCY RATINGS. These ratings are not used in today's regular active duty personnel accounting system and may be used by reservists on active duty as authorized by the Enlisted Qualifications Manual, COMDTINST M1414.8 (series) and the Personnel Manual, COMDTINST M1000.6 (series).

Section D
NUMERIC GRADE CODES

Port Security Group

Specialty	Abbreviation	Grade Code	Pay Grade
Port Security Specialist*	SAPS	74102	E-2
Port Security Specialist*	SNPS	74103	E-3
Port Security Specialist*	PS3	74104	E-4
Port Security Specialist*	PS2	74105	E-5
Port Security Specialist*	PS1	74106	E-6
Port Security Specialist*	PSC	74107	E-7
Port Security Specialist*	PSCS	74108	E-8
Port Security Specialist*	PSCM	74109	E-9
Fire & Safety Tech*	SAFS	75102	E-2
Fire & Safety Tech*	SNFS	75103	E-3
Fire & Safety Tech*	FS3	75104	E-4
Fire & Safety Tech*	FS2	75105	E-5
Fire & Safety Tech*	FS1	75106	E-6
Fire & Safety Tech*	FSC	75107	E-7
Fire & Safety Tech*	FSCS	75108	E-8
Fire & Safety Tech*	FSCM	75109	E-9

(The Fire & Safety Tech rating was terminated on 96NOV30 and individuals converted to PS.)

* Indicates SERVICE RATINGS and EMERGENCY RATINGS. These ratings are not used in today's regular active duty personnel accounting system and may be used by reservists on active duty as authorized by the Enlisted Qualifications Manual, COMDTINST M1414.8 (series) and the Personnel Manual, COMDTINST M1000.6 (series).

Section D
NUMERIC GRADE CODES

Beach Patrol Group

Specialty	Abbreviation	Grade Code	Pay Grade
Light Plane Pilot *	APL2	77105	E-5
Light Plane Pilot *	APL1	77106	E-6
Light Plane Pilot *	APLC	77107	E-7
Light Plane Pilot *	APLCS	77108	E-8
Light Plane Pilot *	APLCM	77109	E-9

* Indicates SERVICE RATINGS and EMERGENCY RATINGS. These ratings are not used in today's regular active duty personnel accounting system and may be used by reservists on active duty as authorized by the Enlisted Qualifications Manual, COMDTINST M1414.8 (series) and the Personnel Manual, COMDTINST M1000.6 (series).

Section D
NUMERIC GRADE CODES

Miscellaneous Group

Specialty	Abbreviation	Grade Code	Pay Grade
Marine Science Tech	SAMST	79002	E-2
Marine Science Tech	SNMST	79003	E-3
Marine Science Tech	MST3	79004	E-4
Marine Science Tech	MST2	79005	E-5
Marine Science Tech	MST1	79006	E-6
Marine Science Tech	MSTC	79007	E-7
Marine Science Tech	MSTCS	79008	E-8
Marine Science Tech	MSTCM	79009	E-9
Tradesman *	TD2	81105	E-5
Tradesman *	TD1	81106	E-6
Tradesman *	TDC	81107	E-7
Tradesman *	TDCS	81108	E-8
Tradesman *	TDCM	81109	E-9
Musician	SATD	81102	E-2
Musician	SNTD	81103	E-3
Musician	TD3	L1104	E-4
Musician	MU1	84006	E-6
Musician	MUC	84007	E-7
Musician	MUCS	84008	E-8
Musician	MUCM	84009	E-9

* Indicates SERVICE RATINGS and EMERGENCY RATINGS. These ratings are not used in today's regular active duty personnel accounting system and may be used by reservists on active duty as authorized by the Enlisted Qualifications Manual, COMDTINST M1414.8 (series) and the Personnel Manual, COMDTINST M1000.6 (series).

Section D
NUMERIC GRADE CODES

Medical and Dental Group

Specialty	Abbreviation	Grade Code	Pay Grade
Health Services Tech	SAHS	87002	E-2
Health Services Tech	SNHS	87003	E-3
Health Services Tech	HS3	87004	E-4
Health Services Tech	HS2	87005	E-5
Health Services Tech	HS1	87006	E-6
Health Services Tech	HSC	87007	E-7
Health Services Tech	HSCS	87008	E-8
Health Services Tech	HSCM	87009	E-9
Health Services Dental	SAHSD	89002	E-2
Health Services Dental	SNHSD	89003	E-3
Health Services Dental	HSD3	89004	E-4
Hospitalman *	HA	89102	E-2
Hospitalman *	HN	89103	E-3

* Indicates SERVICE RATINGS and EMERGENCY RATINGS. These ratings are not used in today's regular active duty personnel accounting system and may be used by reservists on active duty as authorized by the Enlisted Qualifications Manual, COMDTINST M1414.8 (series) and the Personnel Manual, COMDTINST M1000.6 (series).

Chapter 4
FIXED DATA PAGES (Segment 00)

Chapter Overview

Introduction The fixed data area (Segment 00) consists of three pages of data and applies to every automated pay account. It contains biographical information needed for every member, e.g., name, dates, location; information, which must be maintained throughout the member's entire career, e.g., cumulative sea duty, E-allotment balance; entitlement/deduction flags; and last compute date.

In this Chapter

Topic	See Page
Fixed Data Fields Page 1	4-2
Fixed Data Fields Page 2	4-8
Fixed Data Fields Page 3	4-10

Chapter 4
FIXED DATA PAGES (Segment 00)

Fixed Data Fields Page 1

Introduction This section describes data fields appearing in JUMPS Fixed Data page 1.

Fixed Data Page 1 Example This is an example of Fixed Data Page 1.

```

SSN 123456789  5876543  K1B8REL  10/28/2002  08:42  ... ONLINE PAY MASTER ..
FIRST-NAME      MI  LAST-NAME      RANK  P-G MB-TY SEX OFF-SOR P-CH
JOE             A  COASTIE      CDR   06  B-FOB  M      0
PERMANENT UNIT      05-83205  LATEST COMPUTE CYCLE DATE  20021020
REPORTING UNIT      01-36212-79  LEAVE STATUS DATE  20021101
COST CENTER         00000  EXPECTED AD TERMINATION DATE  20021115
DATE REPORTED PERM UNIT  00000000  EFFECTIVE AD TERM DATE  20021031
IN/OUT CONUS INDICATOR      I  SEPARATION FLAG  0
PAY ENTRY BASE DATE  19690113  EXPECTED LOSS DATE  20100617
PEBD VERIFIED      EFFECTIVE LOSS DATE  99999999
ACTIVE DUTY BASE DATE  00000000  BAH CODE  L
EFF DATE PAY AND ALLOWANCES  19880201  BAH DEPENDENT DATA  01
CMA DATE           19940915  CUMULATIVE SEA TIME  000000
EXTENSION AGREEMENT DATE  20021001  CONSECUTIVE SEA TIME  000000
SEPARATION DATE FOR EXTEN  20021031  SEA PAY RETRO FLAG  0
DT INITIAL ENTRY MIL SRVC  99999999  CFTRR CD  SEA SAVE FLAG
YEAR TO DATE FICA      $3864.78  PURGE FLAG  P
E ALLOTMENT AMOUNT      $0.00  IMPLEMENTATION DATE  199102
TOTAL CAREER DEF TSP      $263.03  PREV LAST NAME ABBREVIATION
TOTAL CAREER NON-DEF TSP  $3185.63  CSB ELIGIBILITY  N  CSB ELECTION N
MODL ID              MODL DATE  *****
YOU ARE IN THE ONLINE PAY MASTER.  PLEASE ENTER A COMMAND, OR TYPE 'HELP'.
    
```

Page 1 data fields The following fields appear in JUMPS Fixed Data page 1.

Field	Description
SSN:	Social Security Number.
FIRST-NAME:	First Name.
MI:	Middle Initial.
LAST-NAME:	Last Name.
RANK:	Rate or Rank. Current rate of enlisted member, or current rank for officer.
P-G:	Paygrade. 3-character alphanumeric field displaying member's current paygrade.
MB-TY:	Member Type. The first character is the one character member type and the last three characters are the three-character member type. Valid codes are contained in Chapter 2, Section F .

Continued on next page

Chapter 4
FIXED DATA PAGES (Segment 00)

Fixed Data Fields Page 1, Continued

**Page 1 data
fields (cont'd)**

Field	Description
SEX:	M or F.
OFF-SOR:	Officer Source Code. Valid codes are:
	1 Graduate of the United States Coast Guard Academy.
	2 Appointed from Warrant Officer status.
	3 Appointed from Enlisted status.
	4 Licensed Officer of the Merchant Marine (Commissioned under PL 80-219).
	5 Reserve graduate of Officer Candidate School.
	6 Appointed from other reserve source.
	7 Appointed from other source.
	Blank Not applicable.
P-CH:	Pay Change Flag. Set by UPDATE, reset to "0" each month by COMPUTE. Valid codes are:
	0 No pay related changes to record during month.
	1 Current period pay change(s) only during month.
	2 At least one retro pay change during month.
	3 A retro pay status change occurred during month
PERMANENT UNIT:	Permanent Unit's District and OPFAC from latest PCS endorsement. Example: 17-71117 (17 is the district) (71117 is the OPFAC)
REPORTING UNIT:	Reporting Unit's District, OPFAC and reporting unit from latest PCS endorsement. Example: 17-71117-01 17 is the district. 71117 is the OPFAC. 01 is the reporting unit.
COST CENTER	Cost Center, generally the same as reporting unit OPFAC from reporting PCS endorsement. It can be adjusted by a P102 transaction.
DATE REPORTED PERMANENT UNIT:	Date the member reported to permanent unit.
IN/OUT CONUS INDICATOR:	Indicator which tells whether member's permanent unit is in the Continental United States (INCONUS) or out of the Continental United States (OUTCONUS), generated automatically from reporting PCS endorsement. Valid codes are:
	O OUTCONUS
	I INCONUS

Continued on next page

Chapter 4
FIXED DATA PAGES (Segment 00)

Fixed Data Fields Page 1, Continued

Page 1 data fields (cont'd)

Field	Description	
PAY ENTRY BASE DATE:	Pay Entry Base Date.	
PEBD VERIFIED:	Pay Entry Base Date Verification Code. Verification from first reporting PCS endorsement, P112, H750 transaction, or set by Accessions. Valid codes are: 1 PEBD verified. Blank PEBD not yet verified.	
ACTIVE DUTY BASE DATE:	Active Duty Base Date from the accession transaction. Can be adjusted by first reporting PCS endorsement, P 112, P 123, P 411, P 612, P 616, or D 100 transactions.	
EFF DATE PAY AND ALLOWANCES:	Effective Date of Pay and Allowances.	
CMA DATE:	Base date used by JUMPS to determine entitlement to enlisted clothing allowances, i.e., BMA or SMA.	
EXTENSION AGREEMENT DATE:	Extension Agreement Date. This is the date the member agreed to enter an extension. It is updated by a Personnel Action using P 154 or P 159. This field is used only for enlisted members.	
SEPARATION DATE FOR EXTENSION:	Separation Date for Extension. This is the date field that contains the previous EXP-AD-TERM for members who have reenlisted, entered an agreement to extend or reextend, separated from active duty, discharged, or have been involuntarily retained.	
CFTRR CD	A one-character alpha code that shows the member's status under the Central First Term Reenlistment Review (CFTRR) Program.	
	<u>CODE</u> <u>MEANING</u>	
	H	Allowed to execute current extension, but no future extension/reenlistment.
	N	Application sent to member, awaiting Board decision.
	R	Board decision to allow member to reenlist/extend.
	S	Board decision to terminate member.
X	Excluded from the CFTRR process. Not first term	

Continued on next page

Chapter 4
FIXED DATA PAGES (Segment 00)

Fixed Data Fields Page 1, Continued

Page 1 data fields (cont'd)

Field	Description
DT INITIAL ENTRY MIL SRVC	The date of the member's initial entry into the Armed Forces. Includes both active and inactive service, as well as time spent at a military academy, in OCS, or under a delayed enlistment program. Taken from the Enlistment Contract or the Active Duty Initial Information Form. Used in calculating a member's retired pay percentage. DMOI is not currently updated for deductible time.
YEAR TO DATE FICA:	Calendar Year-to-Date FICA Withholding from segment 64.
E ALLOTMENT AMOUNT:	Total VEAP Contributions to Date. This field is used in connection with segment 54.
TOTAL CAREER DEF TSP	Member's total career-to-date deferred Thrift Savings Plan contributions
TOTAL CAREER NON-DEF TSP	Member's total career-to-date non-deferred Thrift Savings Plan contributions
MODL ID:	For PSC use only.
LATEST COMPUTE CYCLE DATE:	Last Compute Cycle Date. Set by COMPUTE, indicates the last COMPUTE cycle run on a member's account.
LEAVE STATUS DATE:	Leave Status Date (YYMMDD). This date is set at each end-month COMPUTE to the first day of the next month (June COMPUTE would set LV-STAT to 19950701). It is subsequently set to a prior date when a leave transaction has processed by UPDATE. This field is set to the accession date for new members. Leave balances are correct in the 62 segment for the month prior to the month in the Leave Status Date. Actual leave balance after the latest correct 62 segment can be computed to date by adding accrued leave and subtracting uncomputed leave charges in the 74 segments.
EXPECTED AD TERMINATION DATE:	Expected Active Duty Termination Date. This is the date a regular member, reserve member on active duty (paid by JUMPS), or a recalled retiree is expected to be released from active duty. For regular enlisted personnel, this is the date the active duty obligation is expected to be fulfilled based on latest enlistment/reenlistment contract including voluntary and involuntary extensions of enlistment. For regular Coast Guard officers and reserve officers on extended active duty, this is the mandatory retirement date or later, or the date of completion of contracted or obligated service as set by Commandant. For NOAA officer O-6 and below, this will be the day before the 60th birthday; and for NOAA officers O-7 and above, this will be the day before the 62nd birthday. For reserve officers not on extended active duty, all reserve enlisted members, and recalled retirees (regular and reserve), this is the date the member is expected to be released from active duty when currently on active duty and paid by JUMPS. This date will be 00000000 for reserve members who have never been paid by JUMPS.

Continued on next page

Chapter 4
FIXED DATA PAGES (Segment 00)

Fixed Data Fields Page 1, Continued

Page 1 data fields (cont'd)

Field	Description
EFFECTIVE AD TERMINATION DATE:	Effective Active Duty Termination Date. This is the date the member ended last active duty period (when currently not on active duty). This will be 99999999 when the member is currently on active duty and paid by JUMPS. It will be set by RELAD transaction and by retirement and discharge transactions when member is concurrently terminating active duty. If the member re-accesses, this date will be set to 99999999.
SEPARATION FLAG:	Separation Flag. Indicates whether or not a separation transaction has processed for a member. Valid codes are:
	L A loss has processed in update (retirement or discharge) awaiting next compute.
	R RELAD has processed in update, awaiting next compute.
	D RELAD for SELRES has processed in update, awaiting next compute.
	9 Separation compute processed against unimplemented account.
	0 or Blank Regular or reserve account with no pending update separation transactions for compute
EXPECTED LOSS DATE:	Expected Loss Date. This is the date a member is expected to be lost from PMIS/JUMPS. For regular enlisted members, this will be the expected discharge/retirement date. For regular Coast Guard officers and recalled retirees, this will be equal to the Expected Active Duty Termination Date. For NOAA officer O-6 and below, this will be the day before the 60th birthday; and for NOAA officers O-7 and above, this will be the day before the 62nd birthday. For reserve enlisted members, this will be the expiration of enlistment including any agreements to extend or re-extend and any retention beyond expiration of enlistment. For reserve officers, this should be the day before the officer's 60 th birthday.
EFFECTIVE LOSS DATE:	Effective Loss Date. This is the date a member's account is no longer maintained on JUMPS. It is set by discharge, retirement (regular), or age 60 retirement (reserve) transactions. If the member re-accesses, this date will be set to 99999999.
BAH CODE:	This is a one-character alpha code to indicate the type of BAH which a member is entitled, passed from PMIS. A list of codes may be obtained from Chapter 3-B, - Glossary.
BAH DEPENDENT DATA	Number of dependents, from BAH/Dependency Information (CG-4170A). This field will contain zeroes if no BAH form has processed.
CUMULATIVE SEA TIME	Cumulative Sea Duty in years, months, and days, calculated by COMPUTE. Can be adjusted by a P 112 or H 750 transaction.
CONSECUTIVE SEA TIME	Consecutive Sea Duty in years, months, and days, calculated by COMPUTE.
SEA PAY RETRO FLAG:	Sea Pay Retro Flag. A "1" indicates that a retro transaction affecting accumulated sea time has processed. Otherwise, this field will contain "0." Transactions affecting accumulated sea time include sea duty, pay status, or TAD.

Continued on next page

Chapter 4
FIXED DATA PAGES (Segment 00)

Fixed Data Fields Page 1, Continued

Page 1 data fields (continued)

Field	Description
SEA SAVE FLAG:	The flag applies to enlisted members who were assigned to sea duty as of 87DEC31. Valid codes are:
	Blank Member never identified as entitled to grandfather rates.
	0 Member once identified as entitled to grandfather rates.
	2 Member was entitled to grandfather rates because he/she was TAD to a sea duty unit as of 87DEC31. When a P 625 transaction processes to stop career sea pay, the flag will be reset to 0.
	3 Member was assigned to a sea duty unit as of 87DEC31, and is entitled to grandfather rates until he/she departs for a non sea duty unit. TEMDU and back-to-back sea duty do not interrupt this status. These members cannot draw premium sea pay after 88MAY01 if they are E-5 through E-9 with over 5 years of sea time. Instead, the member will receive the new higher rate of career sea pay.
4 Member was drawing premium sea pay as of 88APR30. Member is entitled to grandfather rates (including premium sea pay and the old rate of career sea pay when these rates combined exceed the new career sea pay rate for E-5 through E-9 with over 5 years of sea time) until he/she departs for a non sea duty unit. TEMDU and back-to-back sea duty do not interrupt this status.	
PURGE FLAG:	Purge Flag. Valid codes are:
	P At least one segment has been purged from member's pay record.
	N No segment has ever been purged from member's pay record.
IMPLEMENTATION DATE:	Implementation Date. Field will contain year and month the member's account became live on PMIS/JUMPS. For reserve members, this is the date account was first made computable by JUMPS.
PREV LAST NAME ABBREVIATION:	Previous Abbreviated Last Name. If a name change has occurred, field will contain first five letters of prior last name.
CSB ELIGIBILITY	Career Status Bonus Eligibility code: E=Eligible, I=Ineligible, N=Not Applicable (e.g. Member joined service prior to 1 August 1986 or eligibility has not yet been established)
CSB ELECTION	Career Status Bonus Election: A=Accepted, D=Declined, N=Not Applicable
MODL DATE:	For PSC use only.

Chapter 4
FIXED DATA PAGES (Segment 00)

Fixed Data Fields Page 2

Introduction This section describes data fields appearing in JUMPS Fixed Data page 2.

Fixed Data Page 2 Example This is an example of Fixed Data Page 2.

SSN 123456789	EMPLID 1042184	K1B8RE1	10/28/2002	08:42	ONLINE PAY MASTER
01 BASIC PAY.....1	21 FSH.....	41 ADV BAQ/OHA.....			
02 25 % INCREASE.....	22 FSA-II.....	42 SEP/SRB/CSB.....			
03 MISC CREDIT.....0	23 MISC ALLOWANCE....1	43 LUMP SUM CREDIT....0			
04 MISC DEBIT.....0	24 BAS	44 LUMP SUM DEBIT.....0			
05 HOSTILE FIRE.....0	25 UNUSED	45 SPECIAL PAYMENT....0			
06 SDAP.....	26 IDT COMRATS.....	46 OHA.....			
07 CAREER SEA PAY....	27 DISCOUNT MEALS....	47 OPEN END CREDIT....			
08 HARDSHIP DUTY.....	28 CADET COMRATS.....	48 OPEN END DEBIT.....			
09 RESPONSIBILITY....	29 COLA.....0	49 FLIGHT DECK PAY....			
10 DIVING PAY.....	30 NEW ENLIST BONUS..	50 DEDUCT FINES.....			
11 ACIP.....	31 CONUS COLA.....1	51 DEDUCT FORFEITURE..			
12 CREW FLIGHT PAY...	32 SGLI DEDUCTION....1	61 DEDUCT DENTAL/LTC..1			
13 NON-CREW FLIGHT...	33 PARACHUTE PAY.....				
14 SUB / FLP PAY.....	34 BAH WITH DEP.....0	85 THRIFT SAVINGS.....			
15 DEMOLITION PAY....	35 BAH WITHOUT DEP...				
16 GOVERNMENT QTRS...1	36 UNUSED	RTB FLAG.....			
17 BAH II WITH DEP...1	37 PREMIUM SEA PAY...	POINTS CHANGE.....0			
18 BAH II W/O DEP....	38 DEBT LIQUIDATION..0	REMISSION WAIVER.....			
19 BAH PARTIAL/DIFF..	39 ADV PAY/ALLOW.....	RETENTION CODE.....0			
20 CMA/OUA.....	40 ADVANCE PAY.....	SOI FLAG.....0			

Page 2 data fields The following fields appear in JUMPS Fixed Data page 2.

Field	Description
01 to 61	<p>Pay segments and status (see chapter 6 of this manual for segment definitions)</p> <p>Example: 01 BASIC PAY 1</p> <div style="display: flex; justify-content: space-around; align-items: flex-start;"> <div style="border: 1px solid black; padding: 5px; text-align: center;">Segment number</div> <div style="border: 1px solid black; padding: 5px; text-align: center;">Segment Name</div> <div style="border: 1px solid black; padding: 5px;"> Status: 1 = Open 2 = Closed Blank = Not Applicable </div> </div>

Continued on next page

Chapter 4
FIXED DATA PAGES (Segment 00)

Fixed Data Fields Page 2, Continued

**Page 2 data
fields (cont'd)**

Field	Description
RTB FLAG	Indicates whether a reserve member is eligible for RTB payment for service of 6 to less than 15 years. Valid codes are:
	Blank Transaction has been submitted regarding RTB or member not eligible for lump sum RTB payment.
	0 Member has been paid RTB.
	1 Member is eligible for lump sum RTB payment.
	2 Member awaiting payment.
	3 RTB payment has been fully recouped.
POINTS CHANGE	For PSC use only.
	1 Re-computes "prior year" 81 segment if more than 3 months after segment stop date.
	2 Searches all segment 81s older than "prior year" segment and re-computes totals, updates page 3, totals from totals in Segment 81s.
	3 Both 1 and 2 are done.
REMISSION WAIVER	Indicates whether or not a remission of a Letter of Indebtedness (LOI) is pending. Valid codes are:
	1 Remission of LOI pending.
	Blank No remission of LOI pending.
RETENTION CODE	Indicates whether an SOI, real retention or real separation action has been processed. Will be either a "1" or "0" and is used to trigger Leave Compute for computing leave sold.
SOI FLAG	Statement of Intent. See Glossary in Chapter 3-B for valid codes.

Chapter 4
FIXED DATA PAGES (Segment 00)

Fixed Data Fields Page 3

Introduction This section describes data fields appearing in JUMPS Fixed Data page 3.

Fixed Data Page 3 Example This is an example of Fixed Data Page 3.

SSN 000-00-0000 EMPLID 0000000 K1B8000 10/12/2006 11:54 ONLINE PAY MASTER			
**** RESERVE FIELDS ****			
BIRTH-DT	19801010	SELRES DENTAL DATE	99999999
RESERVE ANNIVERSARY DATE	0914	RES CMA DATE	19990914
		HIGH 36 AVERAGE	\$0.00
TOTAL QUALIFYING SERVICE	060000		
20 YEAR LETTER ISSUED	99999999	TOTAL ACTIVE DUTY POINTS	001762
15-19 YEAR LETTER ISSUED	99999999	TOTAL IDT POINTS	000063
LATEST POINTS COMPUTE DATE	20060930	TOTAL POINTS	01831
CURRENT FYTD PAID DRILLS	000	PRIOR YEAR FYTD PAID DRILLS	045
CURRENT FYTD NON-PAID DRILLS	000	PRIOR YEAR FYTD NON-PAID DRILLS	000
CURRENT FYTD PAID RMP	000	PRIOR FYTD PAID RMP	000
CURRENT FYTD NON-PAID RMP	000	PRIOR FYTD NON-PAID RMP	000
CURRENT FYTD TOTAL PAID DUTY	000	PRIOR YEAR FYTD TOTAL PAID DUTY	045
CURRENT FYTD MAX DRILLS	048	PRIOR YEAR FYTD MAX DRILLS	048
CURRENT FYTD UNEXCUSED ABSENCES	000	PRIOR FYTD UNEXCUSED ABSENCES	000

Page 3 data fields The following fields appear in JUMPS Fixed Data page 3.

Field	Description
BIRTH-DT	Member's birth date.
RESERVE ANNIVERSARY DATE	Anniversary Date: <ul style="list-style-type: none"> • For those who entered a reserve component on or before 30 JUN 49, the anniversary year extends from 1 JUL to 30 JUN. • For those entering or re-entering a reserve component between 1 Jul 49 and 14 Oct 93, the anniversary year extends from the date of entry of re-entry into the reserve component to the date preceding the anniversary of entry or re-entry. • For those entering or re-entering a reserve component after 14 Oct 93, the anniversary year extends from the date of entry or re-entry into either an active or reserve component to the date preceding the anniversary of entry or re-entry. Recorded in MMDD format.
TOTAL QUALIFYING SERVICE	Indicates the total qualifying service earned by a reserve member toward retirement. Current anniversary year qualifying service is not included in this total. This field is updated three months after the member's anniversary year-end.

Continued on next page

Chapter 4
FIXED DATA PAGES (Segment 00)

Fixed Data Fields Page 3, Continued

**Page 3 data
fields (cont'd)**

Field	Description
20 YEAR LETTER ISSUED	A valid date indicates a 20-year letter has been issued to the member and when it was issued.
15-19 YEAR LETTER ISSUED	A valid date indicates a 15-19 year letter has been issued to the member and when it was issued.
LATEST POINTS COMPUTE DATE	Set by compute to indicate the last date the member's points information computed correctly.
CURRENT FYTD PAID DRILLS	Indicates the total number of drill periods paid during the current fiscal year.
CURRENT FYTD NON-PAID DRILLS	Indicates the total number of non-pay drill periods paid during the current fiscal year.
CURRENT FYTD PAID RMP	Indicates the total number of reserve management periods paid during the current fiscal year.
CURRENT FYTD NON-PAID RMP	Indicates the total number of non-paid reserve management periods during the current fiscal year.
CURRENT FYTD TOTAL PAID DUTY	Indicates the total number of paid duty days during the current fiscal year. Paid duty days includes active duty, inactive duty and appropriate duty.
CURRENT FYTD MAX DRILLS	Indicates the total paid IDT drills the member is allowed during the current fiscal year.
CURRENT FYTD UNEXCUSED ABSENCES	Indicates the number of unexcused absences for missed IDT paid drills during the current fiscal year.

Continued on next page

Chapter 4
FIXED DATA PAGES (Segment 00)

Fixed Data Fields Page 3, Continued

Page 3 data fields The following fields appear in JUMPS Fixed Data page 3.

Field	Description
SELRES DENTAL DATE	Date member enrolled in SELRES dental program.
RES CMA DATE	Base date used by JUMPS to determine entitlement to reserve enlisted clothing allowances, i.e., BMA or SMA.
HIGH 36 AVERAGE	Average monthly base pay over the 36 months preceding retirement. \$0.00 until member enters RET-1 status.
TOTAL ACTIVE DUTY POINTS	Indicates the total number of points earned by a reserve member toward retirement. Current anniversary year IDT points are not included in this total. This field is updated three months after the member's anniversary year-end.
TOTAL IDT POINTS	Indicates the total number of non active duty (drills and ADT orders) points earned in current anniversary year.
TOTAL POINTS	Sum of TOTAL ACTIVE DUTY POINTS and TOTAL IDT POINTS . Indicates the total number of active duty days performed by a reserve member in their career. Dividing this number by 365 tells the number of years the member has earned towards an active duty retirement. Reservists with 18 years or more active duty are entitled to an active duty retirement.
PRIOR YEAR FYTD PAID DRILLS	Indicates the total number of drill periods paid during the previous fiscal.
PRIOR YEAR FYTD NON- PAID DRILLS	Indicates the total number of non-pay drill periods paid during the previous fiscal year.
PRIOR FYTD PAID RMP	Indicates the total number of reserve management periods paid during the previous fiscal year.
PRIOR FYTD NON-PAID RMP	Indicates the total number of reserve management duty periods during the previous fiscal year.
PRIOR YEAR FYTD TOTAL PAID DUTY	Indicates the total number of paid duty days during the previous fiscal year. Paid duty days includes active duty, inactive duty and appropriate duty.
PRIOR YEAR FYTD MAX DRILLS	Indicates the total paid IDT drills the member is allowed during the previous fiscal year.
PRIOR FYTD UNEXCUSED ABSENCES	Indicates the number of unexcused absences for missed IDT paid drills during the previous fiscal year.

Chapter 5
PAY SEGMENT ANALYSIS

Chapter Overview

Introduction

This chapter provides description of fields in JUMPS pay segments. A description of each segment field is provided. For brevity, fields common to all segments are only defined once.

In this chapter

Topic	Page
Segments sorted by segment number	5-2
Segments sorted by segment title	5-5
Information Common to all segments	5-8

Continued on next page

Chapter 5
PAY SEGMENT ANALYSIS

Chapter Overview, Continued

Segments sorted by segment number		
Number	Title	Page
<u>01</u>	Basic Pay	5-12
<u>02</u>	25% Increase in Basic Pay	5-16
<u>03</u>	Misc. Credit for Known Period	5-17
<u>04</u>	Misc. Debit for Known Period	5-20
<u>05</u>	Hostile Fire (Imminent Danger) Pay	5-22
<u>06</u>	Special Duty Assignment Pay	5-23
<u>07</u>	Career Sea Pay	5-25
<u>08</u>	Hardship Duty Pay-Location	5-26
<u>09</u>	Responsibility Pay	5-27
<u>10</u>	Diving Duty Pay	5-28
<u>11</u>	Aviation Career Incentive Pay	5-29
<u>12</u>	Crew Member Fight Pay	5-30
<u>13</u>	Noncrew Flight Pay	5-31
<u>14</u>	Foreign Language Proficiency Pay	5-32
<u>15</u>	Demolition Pay (Not currently utilized)	5-33
<u>16</u>	Government Quarters	5-34
<u>17</u>	BAH In Transit With Dependents	5-35
<u>18</u>	BAH In Transit Without Dependents	5-36
<u>19</u>	BAH Partial/Differential	5-37
<u>20</u>	Clothing Maintenance Allowance	5-38
<u>21</u>	Family Separation BAH	5-41
<u>22</u>	Family Separation Allowance, Type II	5-42
<u>23</u>	Miscellaneous Allowances	5-43
<u>24</u>	BAS (Officer/Enlisted) and BAS II	5-44
<u>25</u>	Regular BAS (obsolete after 12/31/2001)	5-45
<u>26</u>	SEPRATS -- Type I (Prorated)	5-46
<u>27</u>	Partial/Special BAS	5-47
<u>28</u>	SEPRATS -- Type II (Not Prorated)	5-48
<u>29</u>	Cost of Living Allowance	5-49
<u>30</u>	New Enlistment Bonus/Critical Skills Training Bonus	5-51
<u>31</u>	CONUS COLA	5-54
<u>32</u>	SGLI	5-55
<u>33</u>	Parachute Pay	5-57

Continued on next page

Chapter 5
PAY SEGMENT ANALYSIS

Chapter Overview, Continued

Segments sorted by segment number (continued)

Number	Title	Page
34	BAH With Dependents	5-58
35	BAH Without Dependents	5-59
36	VHA Offset (Obsolete effective 01 Jan 98)	5-60
37	Career Sea Pay Premium	5-62
38	Collection of Indebtedness	5-63
39	Advance Pay And Allowances	5-66
40	Advance Pay	5-67
41	Advance BAH/OHA	5-68
42	Special Enlistment Program/Selective Reenlistment Bonus/Career Status Bonus	5-70
43	Miscellaneous Lump Sum Credit	5-73
44	Miscellaneous Lump Sum Debit	5-75
45	Special Payment	5-76
46	Overseas Housing Allowance/Interim Housing Allowance	5-77
47	Miscellaneous Credit Indefinite	5-80
48	Miscellaneous Debit Indefinite	5-81
49	Flight Deck Hazardous Duty (FDHDIP)	5-82
50	Fines	5-83
51	Forfeitures	5-85
52	Permanent Unit	5-87
53	HADA/HAOS	5-88
54	VEAP Education Allotment	5-89
55	Cash Deposit	5-93
56	Hospitalization	5-94
57	Pay Status	5-95
58	Pay Grade	5-99
59	TAD (Obsolete effective 01 Aug 86)	5-100
60	Aviation Data	5-101
61	Reserve Deduction Segment (Post Jan 01)	5-103
61	Family Member Dental Insurance Program (Pre Jan 01)	5-105
62	Leave Accrual	5-108
63	Montgomery GI Bill	5-111
64	Federal Tax Information	5-113

Continued on next page

Chapter 5
PAY SEGMENT ANALYSIS

Chapter Overview, Continued

Segments sorted by segment number (continued)

Number	Title	Page
65	Federal Tax Information Adjustment	5-117
66	State Tax Information	5-119
67	State Tax Information Adjustment	5-122
68	Monthly Tax Withholding	5-123
69	Cumulative Sea Duty Adjustment	5-124
70	Pay Status Adjustment	5-125
71	Payment Option Election	5-126
72	Payment	5-130
73	Vacant (Not used)	5-132
74	Leave	5-133
75	SOI/Separation/Retention/Reserve LSL- Entitlement	5-134
76	Individual Allotment	5-141
77	Blanket Allotment	5-144
78	Bond Allotment	5-146
79	VA Allotment	5-148
80	Vacant (Not used)	5-150
81	Reserve Points	5-151
82	Anniversary Date	5-154
85	Thrift Savings Plan	5-155

Chapter 5
PAY SEGMENT ANALYSIS

Chapter Overview, Continued

Segments sorted by segment title

Segments sorted by segment title		
Number	Title	Page
<u>02</u>	25% Increase in Basic Pay	5-16
<u>41</u>	Advance BAH/OHA	5-68
<u>40</u>	Advance Pay	5-67
<u>39</u>	Advance Pay And Allowances	5-66
<u>82</u>	Anniversary Date	5-154
<u>11</u>	Aviation Career Incentive Pay	5-29
<u>60</u>	Aviation Data	5-101
<u>17</u>	BAH II With Dependents	5-35
<u>18</u>	BAH II Without Dependents	5-36
<u>19</u>	BAH Partial/Differential	5-37
<u>34</u>	BAH With Dependents	5-58
<u>35</u>	BAH Without Dependents	5-59
<u>24</u>	BAS (Officer/Enlisted)/BAS II	5-44
<u>01</u>	Basic Pay	5-12
<u>77</u>	Blanket Allotment	5-144
<u>78</u>	Bond Allotment	5-146
<u>07</u>	Career Sea Pay	5-25
<u>37</u>	Career Sea Pay Premium	5-62
<u>55</u>	Cash Deposit	5-93
<u>20</u>	Clothing Maintenance Allowance	5-38
<u>38</u>	Collection of Indebtedness	5-63
<u>31</u>	CONUS COLA	5-54
<u>29</u>	Cost of Living Allowance	5-49
<u>12</u>	Crew Member Fight Pay	5-30
<u>69</u>	Cumulative Sea Duty Adjustment	5-124
<u>15</u>	Demolition Pay (Not currently utilized)	5-33
<u>10</u>	Diving Duty Pay	5-28
<u>61</u>	Family Member Dental Insurance Program (Pre Jan 01)	5-105
<u>22</u>	Family Separation Allowance, Type II	5-42
<u>21</u>	Family Separation BAH	5-41

Continued on next page

Chapter 5
PAY SEGMENT ANALYSIS

Chapter Overview, Continued

Segments sorted by segment title (cont'd)

Segments sorted by segment title		
Number	Title	Page
<u>64</u>	Federal Tax Information	5-113
<u>65</u>	Federal Tax Information Adjustment	5-117
<u>50</u>	Fines	5-83
<u>49</u>	Flight Deck Hazardous Duty (FDHDIP)	5-82
<u>14</u>	Foreign Language Proficiency Pay	5-32
<u>51</u>	Forfeitures	5-85
<u>16</u>	Government Quarters	5-34
<u>53</u>	HADA/HAOS	5-88
<u>08</u>	Hardship Duty Pay-Location	5-26
<u>56</u>	Hospitalization	5-94
<u>05</u>	Hostile Fire (Imminent Danger) Pay	5-22
<u>76</u>	Individual Allotment	5-141
<u>74</u>	Leave	5-133
<u>62</u>	Leave Accrual	5-108
<u>03</u>	Misc. Credit for Known Period	5-17
<u>04</u>	Misc. Debit for Known Period	5-20
<u>23</u>	Miscellaneous Allowances	5-43
<u>47</u>	Miscellaneous Credit Indefinite	5-80
<u>48</u>	Miscellaneous Debit Indefinite	5-81
<u>43</u>	Miscellaneous Lump Sum Credit	5-73
<u>44</u>	Miscellaneous Lump Sum Debit	5-75
<u>63</u>	Montgomery GI Bill	5-111
<u>68</u>	Monthly Tax Withholding	5-123
<u>30</u>	New Enlistment Bonus/Critical Skills Training Bonus	5-51
<u>13</u>	Noncrew Flight Pay	5-31
<u>46</u>	Overseas Housing Allowance/Interim Housing Allowance	5-77
<u>33</u>	Parachute Pay	5-57
<u>27</u>	Partial/Special BAS	5-47
<u>58</u>	Pay Grade	5-99
<u>57</u>	Pay Status	5-95
<u>70</u>	Pay Status Adjustment	5-125

Continued on next page

Chapter 5
PAY SEGMENT ANALYSIS

Chapter Overview, Continued

Segments sorted by segment title (cont'd)

Segments sorted by segment title		
Number	Title	Page
<u>72</u>	Payment	5-130
<u>71</u>	Payment Option Election	5-126
<u>52</u>	Permanent Unit	5-87
<u>23</u>	Personal Money Allowance	5-43
<u>25</u>	Regular BAS	5-45
<u>61</u>	Reserve Deduction Segment (Post Jan 01)	5-103
<u>81</u>	Reserve Points	5-151
<u>09</u>	Responsibility Pay	5-27
<u>26</u>	SEPRATS -- Type I (Prorated)	5-46
<u>28</u>	SEPRATS -- Type II (Not Prorated)	5-48
<u>32</u>	SGLI	5-55
<u>75</u>	SOI/Separation/Retention/Reserve LSL- Entitlement	5-134
<u>06</u>	Special Duty Assignment Pay	5-23
<u>42</u>	Special Enlistment Program/Selective Reenlistment Bonus/Career Status Bonus	5-70
<u>45</u>	Special Payment	5-76
<u>66</u>	State Tax Information	5-119
<u>67</u>	State Tax Information Adjustment	5-122
<u>14</u>	Submarine Pay (Not currently utilized)	5-32
<u>59</u>	TAD (Obsolete effective 01 Aug 86)	5-100
<u>85</u>	Thrift Savings	5-155
<u>79</u>	VA Allotment	5-148
<u>73</u>	Vacant (Not used)	5-132
<u>80</u>	Vacant (Not used)	5-150
<u>54</u>	VEAP Education Allotment	5-89
<u>36</u>	VHA Offset (Obsolete effective 01 Jan 98)	5-60

Chapter 5
PAY SEGMENT ANALYSIS

Information Common to All Segments

Introduction Some fields are common to all segments. These fields are described here. They are not repeated in the individual segment descriptions. Please refer to this page for information on common fields.

Segment example This is an example of a typical pay segment. It contains the fields common to all segments. Some segments will contain more fields.

SEG	HIST	COMPUTE	OBJECT		AMOUNT					
18	199305	4	11452		\$246.090					
	EFFDTE	TIME	DTPROC	SLC	PAT	DTPREP	DIST	RU	FORM	ENT
	Description									
START	19930329	9999	19930504	0	046	19930503	14	27	68	
STOP	19930331	9999	19930504	1	046	19930503	14	27	68	

Common Fields The following fields appear in all segments.

Field	Description										
SEG	Segment Number. This field is a two-digit number identifying the Segment Number.										
HIST	History Indicator. This field is a six-digit date (YYYYMM), which is set by COMPUTE to the year and month the segment became inactive. If still active, this field will be 999999.										
COMPUTE	<p>Compute Flag. This is a one-digit code identifying whether a segment is active or inactive and whether it has been processed by COMPUTE. The Compute flag is set to blank by UPDATE and changed by COMPUTE as applicable. Valid values are:</p> <table border="1" style="width: 100%;"> <thead> <tr> <th>Code</th> <th>Description</th> </tr> </thead> <tbody> <tr> <td>3</td> <td>Active segment, previously processed by COMPUTE</td> </tr> <tr> <td>4</td> <td>Inactive segment, set by COMPUTE when the segment is swapped or closed in the year and month shown in the History Indicator</td> </tr> <tr> <td>7</td> <td>This situation occurs when a 57 segment is to be swapped that has a "4" compute flag. Instead of a normal swap, stop date is moved to start date and start date is moved to stop date, and the compute flag is changed to "7". This is done so that compute can recreate the member's retro pay status as it looked before the change</td> </tr> <tr> <td>Blank</td> <td>Active segment, not yet processed by COMPUTE</td> </tr> </tbody> </table>	Code	Description	3	Active segment, previously processed by COMPUTE	4	Inactive segment, set by COMPUTE when the segment is swapped or closed in the year and month shown in the History Indicator	7	This situation occurs when a 57 segment is to be swapped that has a "4" compute flag. Instead of a normal swap, stop date is moved to start date and start date is moved to stop date, and the compute flag is changed to "7". This is done so that compute can recreate the member's retro pay status as it looked before the change	Blank	Active segment, not yet processed by COMPUTE
Code	Description										
3	Active segment, previously processed by COMPUTE										
4	Inactive segment, set by COMPUTE when the segment is swapped or closed in the year and month shown in the History Indicator										
7	This situation occurs when a 57 segment is to be swapped that has a "4" compute flag. Instead of a normal swap, stop date is moved to start date and start date is moved to stop date, and the compute flag is changed to "7". This is done so that compute can recreate the member's retro pay status as it looked before the change										
Blank	Active segment, not yet processed by COMPUTE										

Continued on next page

Chapter 5
PAY SEGMENT ANALYSIS

Information Common to All Segments, Continued

Common Fields (continued)

Field	Description
OBJECT	Object Code. This field contains the four or five-digit Object Code which identifies the entitlements and deductions for accounting purposes. When not applicable, it will be blank. Normally, the fourth character from the left will be "0" for an officer and "5" for enlisted. However, because logic exists internally to report the object class to accounting, either code may appear and is correct for either pay group
EFFDTE	This field contains the effective start or stop date of the segment (YYYYMMDD).
TIME	The time is normally the effective time from the Transaction Effective Date (TED). If the segment is not time critical the time will be 9999.
DTPROC	Date Start Processed. This field contains the date that the start or stop (EFFDTE) was processed. This field is system generated by UPDATE or COMPUTE.
SLC	Start Link Code. A one-digit code indicating whether this segment is system linked to the segment dated prior to it. Valid codes are: 0 Not linked. 1 Linked.

Continued on next page

Chapter 5
PAY SEGMENT ANALYSIS

Information Common to All Segments, Continued

Common fields (continued)

Field	Description
PAT	Personnel Action Transmittal. If the latest Description was initiated by an input transaction, this field will contain the transmittal sequence number (three digits). If the latest Description was a direct result of a system generated change, this will contain one of the following codes. Valid codes are:
ACP	Reconversion (ACIP only).
AOC	ACIP Object Code Change - L68C.
AUP	Automatic UPDATE.
CAU	COLA automatic update.
CMA	CMA rate change.
COM	COMPUTE.
CON	Conversion.
CSC	Code sheet correction.
DCV	Deconversion.
DDZ	Direct Deposit conversion.
DTL	Dental transaction from contractor
DRS	DEERS Dental Input. (Use of this code discontinued 31 Dec 00)
FIC	Tax data from pay record.
LPC	Legislative pay change.
LSL	Lump sum leave.
LTC	Long term care transaction from contractor
MBR	PeopleSoft self service
MDL	PSC special correction.
MOD	Same as MDL.
OHU	OHA Automatic Update
PPS	Pay and Personnel System (Direct-Access)
RES	Reserve reset.
SGI	SGLI rate change.
TAX	Automatic tax update.
VHA	VHA rate change. (VHA was superseded by BAH on 1 Jan 98)
999	Transmittal number of the Modall (PSC use only).

Continued on next page

Chapter 5
PAY SEGMENT ANALYSIS

Information Common to All Segments, Continued

Common Fields (continued)

Field	Description
DTPREP	Date Prepared. The date the transmittal was prepared or the date an automatic Description was posted (YYYYMMDD). If the segment was updated as part of an automated process (Legislative pay change for example) the System Change Proposal (SCP) number will appear in the DTPREP field.
DIST	District. The preparing unit's district number (two digits).
RU	Reporting Unit. The preparing unit's reporting unit number (two digits).
FORM	Form Identification Number (two characters). Indicates the form type.
ENT	Type Entry (one character). Indicates the type of Description that took place when the segment was last modified. Valid codes are: C Corrections. D Deletions. L Promotion/Demotion and longevity increases. T & P Career sea pay longevity increases. X Automatic Description. Blank All others.
Description	Description Code (four characters). Used to identify Description code when Form Type ID is 67 (Personnel Description). In the case of a Modall, the field will show a four-character origination code (PSC use only).

Chapter 5 PAY SEGMENT ANALYSIS

Segment 01 - Basic Pay

Introduction

Segment 01 contains basic pay entitlement information.

Example 1: Active Duty Enlisted Member:

SEG	HIST	COMPUTE	OBJECT	AMOUNT						
01	999999	3	1105	\$2946.30						
	EFFDTE	TIME	DTPROC	SLC PAT	DTPREP	DIST	RU	FORM	ENT	ACTION
START	20000101	9999	19991216	1	LPC	19991216	00	00		
STOP	99999999	9999	99999999	0						
DUTY STOP DT	DUTY TYPE	PROG DES 1	PROG DES 2	TCSTORDER	DUTY SITE					
				\$0.00						
<-----DAFIS ACCOUNTING STRING-----> <-----PURPOSE OF DUTY----->										

Example 2: Reserve Officer on short-term duty (< 140 days):

SEG	HIST	COMPUTE	OBJECT	AMOUNT						
01	200004	4	1101	\$4427.10						
	EFFDTE	TIME	DTPROC	SLC PAT	DTPREP	DIST	RU	FORM	ENT	ACTION
START	20000417	9999	20000420	0	124	20000418	53	02	67	R990
STOP	20000422	9999	20000420	0	124	20000418	53	02	67	R990
DUTY STOP DT	DUTY TYPE	PROG DES 1	PROG DES 2	TCSTORDER	DUTY SITE					
20000422	1Y	AP		*****	5347400					
<-----DAFIS ACCOUNTING STRING-----> <-----PURPOSE OF DUTY----->										
23002132900RC02_47400117172002503RXXS000 OJT										

Example 3: Reserve Enlisted on Involuntary AD, Title 10:

SEG	HIST	COMPUTE	OBJECT	AMOUNT						
01	999999	3	1105	\$2400.90						
	EFFDTE	TIME	DTPROC	SLC PAT	DTPREP	DIST	RU	FORM	ENT	ACTION
START	20030101	9999	20021205	1	LPC	20021205	00	00		
STOP	99999999	9999	99999999	0						
DUTY STOP DT	DUTY TYPE	PROG DES 1	PROG DES 2	TCSTORDER	DUTY SITE					
99999999	TY			*****						
<-----DAFIS ACCOUNTING STRING-----> <-----PURPOSE OF DUTY----->										
>_____70992_____										

Segment 01 data fields

This table describes fields unique to Segment 01. Please see page 5-8 for descriptions of fields common to all segments.

Field	Description
AMOUNT	Monthly rate from pay tables
DUTY STOP DT	This Field contains the STOP EFFDTE/TIME of the 01 segment built for reserve pay. This Field is used for researching swapped 01 segments. 01 segments swapped out for the retro compute-processing period will retain the original STOP EFFDTE/TIME in this field.

Continued on next page

Chapter 5
PAY SEGMENT ANALYSIS

Segment 01 - Basic Pay, Continued

Segment 01 data fields (cont'd)

Field	Description	
DUTY TYPE	This field contains the Reserve Duty Type codes. This field represents the duty performed for pay and points calculations. The valid codes are:	
	Code	Duty Type
	A	Appropriate duty
	G	Funeral Duty Only
	H	Funeral Duty and Regular Drill
	J	Funeral Duty and Regular Drill W/Out Pay
	N	Appropriate duty without pay
	S	Regular drill
	E	Regular drill without pay
	M	Multiple drill
	D	Multiple drill without pay
	F	Regular drill with pay and regular drill without pay
	P	Unexcused absence for regular drill
	Q	Unexcused absence for multiple drill
	W	Regular drill with pay and regular drill without pay converted to without pay
X	Regular drill converted to regular drill without pay	
Y	Multiple drill converted to multiple drill without pay	
Z	Multiple drill converted to regular drill with pay and regular drill without pay	

Continued on next page

Chapter 5
PAY SEGMENT ANALYSIS

Segment 01 - Basic Pay, Continued

Segment 01 data fields (cont'd)

Field	Description	
Duty Type (cont'd)	Code	Duty Type
	1P	ADT-AT with pay only
	2P	IADT with pay only
	3P	ADSW-RC with pay only
	4P	ADSW-AC with pay only
	6P	ADT-OTD with pay only
	1A	ADT-AT with allowances only
	2A	IADT with allowances only
	3A	ADSW-RC with allowances only
	4A	ADSW-AC with allowances only
	6A	ADT-OTD with allowances only
	1Y	ADT-AT with pay and allowances
	2Y	IADT with pay and allowances
	3Y	ADSW-RC with pay and allowances
	4Y	ADSW-AC with pay and allowances
	6Y	ADT-OTD with pay and allowances
	1N	ADT-AT without pay and allowances
	2N	IADT without pay and allowances
	3N	ADSW-RC without pay and allowances
	4N	ADSW-AC without pay and allowances
	6N	ADT-OTD without pay and allowances
	5Y	CADET with pay and allowances
	7Y	Extended Active Duty
8Y	Officer Candidate School	
9Y	Recalled from Awaiting Age 60 Retirement	
TY	Invol AD, Title 10 with pay and allowances	
UY	Invol AD, Title 14 with pay and allowances	
VY	ADHC with pay and allowances	
PROGRAM DESIGNATION CODE 1	This field contains the Mode Code, which represents the type of training received by the reserve member.	
PROGRAM DESIGNATION CODE 2	This field is used when a reserve member performs a multiple drill and receives two different types of training in one day.	

Continued on next page

Chapter 5
PAY SEGMENT ANALYSIS

Segment 01 - Basic Pay, Continued

Segment 01 data fields (cont'd)

Field	Description
TCSTORDER	This field is used for reserve members when performing duty under a set of reserve orders. The field indicates the total cost of the reserve orders.
DUTY SITE	This field is used for the active duty site for reserve members on ADT orders less than 140 days. This is the active duty district and OPFAC from the reserve orders.
DAFIS ACCOUNTING STRING	This field contains the CG DAFIS accounting data required for reserve training for short-term orders (< 140 days duration). For long-term orders, this field contains the Cost Center of the unit or contingency operation.
PURPOSE OF DUTY	This field is used for reserve members when performing duty under a set of reserve orders. The field indicates the reason for performing the duty.

Chapter 5
PAY SEGMENT ANALYSIS

Segment 02 - 25% Increase In Basic Pay

Introduction Segment 02 contains information about increased pay when an enlisted member is retained beyond expiration of enlistment.

Example:

SEG	HIST	COMPUTE	OBJECT	AMOUNT							
02	9999	3		11051	\$108.60						
	EFFDTE	TIME	DTPROC	SLC	PAT	DTPREP	DIST	RU	FORM	ENT	ACTION
START	19910102	9999	19910423	0	MDL	19910423	07	01	6E		MMS5
STOP	99999999	9999	99999999	0		19910423					MMS5

Segment 02 data fields This table describes fields unique to Segment 02. Please see page 5-8 for descriptions of fields common to all segments.

Field	Description
OBJECT	11051 (enlisted only)
AMOUNT	Monthly basic pay rate from pay tables X 25%

Chapter 5
PAY SEGMENT ANALYSIS

Segment 03 - Miscellaneous Credit For Known Period

Introduction Segment 03 contains information used to credit a member's pay account.

Example:

SEG	HIST	COMPUTE	OBJECT	AMOUNT							
03	199602	4	D0857	\$0.00							
	EFFDTE	TIME	DTPROC	SLC	PAT	DTPREP	DIST	RU	FORM	ENT	ACTION
START	19960101	9999	19960220	0	COM	19960220					
STOP	19960131	9999	19960220	0	COM	19960220					
TAX	SOURCE	FY-CHG	PROC-FROM								
0	36	6	999999								
DUTY	STOP	DT	DUTY	TYPE	PROG	DES	1	PROG	DES	2	
DAFIS ACCOUNTING STRING											

Segment 03 data fields

This table describes fields unique to Segment 03. Please see page [5-8](#) for descriptions of fields common to all segments.

Field	Description
OBJECT	Object code from the source segment found in SOURCE
AMOUNT	Amount To Be Credited. The amount may be a daily or monthly rate amount. The proration of the amount is based on the source segment found in SOURCE
TAX	<p>Tax Code. The taxability of this segment is based on the taxability of the entitlement identified by the source segment found in SOURCE, not on the value in the TAX field. Valid codes are:</p> <p>0 Non-taxable.</p> <p>1 Federal income tax withheld*.</p> <p>2 FICA tax.</p> <p>3 Federal income tax withheld + FICA tax*.</p> <p>4 28% Lump Sum Federal income tax withheld*.</p> <p>5 28% Lump Sum Federal income tax withheld + FICA tax*.</p> <p>*Includes state income tax withheld where applicable.</p>
SOURCE	Source Segment Number. Indicates the segment, which is the source of this credit.

Continued on next page

Chapter 5
PAY SEGMENT ANALYSIS

Segment 03 - Miscellaneous Credit For Known Period,
Continued

Segment 03 data fields (con'td)

Field	Description
FY-CHG	Last digit of the fiscal year to which this Description is charged, e.g., 5 = FY-95, 4 = FY-94.
PROC-FROM	Processing From Date. The date is used to identify the actual date that the segment was evaluated and paid from. It is set by COMPUTE when the SOURCE is 25, 26 or 28 and the START DT/TI, STOP DT/TI or both are no longer within the 3-month retro processing range. Format is: <ul style="list-style-type: none"> • YYYYMM Segment processed from the first day of month indicated. • 9999 Segment processed and paid in full.
DUTY STOP DT	This field contains the STOP DT/TI date of the 01 segment built for reserve pay. This field is used for researching swapped segments. 01 segments swapped out of the retro compute processing period will retain the original STOP DT/TI date in this field.
DUTY TYPE	This field contains the Reserve Duty Type codes. This field represents the duty performed for pay and points calculations. Valid codes are: <p>A Appropriate duty D Multiple drill without pay E Regular drill without pay F Regular drill with pay and regular drill without pay H Funeral Duty and Regular Drill J Funeral Duty and Regular Drill W/Out Pay M Multiple drill P Unexcused absence for regular drill Q Unexcused absence for multiple drill N Appropriate duty without pay S Regular drill W Regular drill with pay and regular drill without pay converted to without pay X Regular drill converted to regular drill without pay Y Multiple drill converted to multiple drill without pay Z Multiple drill converted to regular drill with pay and regular drill without pay</p>

Continued on next page

Chapter 5
PAY SEGMENT ANALYSIS

Segment 03 - Miscellaneous Credit For Known Period,
Continued

Segment 03 data fields (cont'd)

Field	Description
PROGRAM DESIGNATI ON CODE 1	This field contains the Mode Code, which represents the type of training received by the reserve member.
PROGRAM DESIGNATI ON CODE 2	This field is used when a reserve member performs a multiple drill and receives two different types of training in one day.
DAFIS ACCOUNTI NG STRING	This field contains the CG DAFIS accounting data required for reserve training.

Chapter 5
PAY SEGMENT ANALYSIS

Segment 04 - Misc. Debit For Known Period

Introduction Segment 04 contains information to debit a member's pay account.

Example:

SEG	HIST	COMPUTE	OBJECT	AMOUNT							
04	200004	4	11551	\$8.54							
	EFFDTE	TIME	DTPROC	SLC	PAT	DTPREP	DIST	RU	FORM	ENT	ACTION
START	20000414	0001	20000420	0	127	20000420	53	02	63		
STOP	20000414	2400	20000420	0	127	20000420	53	02	63		
TAX	SOURCE	FY-CHG	PROC-FROM								
0	25		000000								
DUTY	STOP	DT	DUTY	TYPE	PROG	DES	1	PROG	DES	2	
DAFIS ACCOUNTING STRING											

Segment 04 data fields

This table describes fields unique to Segment 04. Please see page [5-8](#) for descriptions of fields common to all segments.

Field	Description
OBJECT	Object code from the source segment found in SOURCE.
AMOUNT	Amount To Be Debited. The amount may be a daily or monthly rate amount. The proration of the amount is based on the source segment found in SOURCE.
TAX	The reversing effect on member's monthly taxes is based on the taxability of the entitlement identified by the source segment found in SOURCE. For the tax codes see segment 03.
SOURCE	Source Segment Number. Indicates the segment, which is the source of this debit.
FY-CHG	Last digit of the fiscal year to which this Description is charged, e.g., 5 = FY-95, 4 = FY-94.
PROC-FROM	Processing From Date. The date is used to identify the actual date that the segment was evaluated and paid from. It is set by COMPUTE when the SOURCE is 25, 26 or 28 and the START DT/TI, STOP DT/TI or both are no longer within the 3-month retro processing range. Format is: YYYYMM Segment processed from the first day of month indicated. 9999 Segment processed and paid in full.

Continued on next page

Chapter 5
PAY SEGMENT ANALYSIS

Segment 04 - Misc. Debit For Known Period, Continued

Segment 04 data fields (cont'd)

Field	Description
DUTY STOP DT	This field contains the STOP EFFDTE/TIME of the 01 segment built for reserve pay. This field is used for researching swapped 01 segments. 01 segments swapped out for the retro compute-processing period will retain the original STOP EFFDTE/TIME in this field.
DUTY TYPE	<p>This field contains the Reserve Duty Type codes. This field represents the duty performed for pay and points calculations. The valid codes are:</p> <p>A Appropriate duty D Multiple drill without pay E Regular drill without pay F Regular drill with pay and regular drill without pay H Funeral Duty and Regular Drill J Funeral Duty and Regular Drill W/Out Pay M Multiple drill P Unexcused absence for regular drill Q Unexcused absence for multiple drill N Appropriate duty without pay S Regular drill W Regular drill with pay and regular drill without pay converted to without pay X Regular drill converted to regular drill without pay Y Multiple drill converted to multiple drill without pay Z Multiple drill converted to regular drill with pay and regular drill without pay</p>
PROGRAM DESIGNATION CODE 1	This field contains the Mode Code, which represents the type of training received by the reserve member.
PROGRAM DESIGNATION Code 2	This field is used when a reserve member performs a multiple drill and receives two different types of training in one day.
DAFIS ACCOUNTING STRING	This field contains the CG DAFIS accounting data required for reserve training

Chapter 5
PAY SEGMENT ANALYSIS

Segment 05 - Hostile Fire (Imminent Danger) Pay

Introduction Segment 05 contains information on a member's entitlement to Hostile Fire (Imminent Danger) Pay.

Example:

SEG	HIST	COMPUTE		OBJECT		COUNTRY		AMOUNT			
05	9211	4		11356		SA		\$150.00			
	FFDTE	TIME	DTPROC	SLC	PAT	DTPREP	DIST	RU	FORM	ENT	ACTION
START	19921001	9999	19921119	0	016	19921117	07	20	67		P607
STOP	99921031	9999	19921119	0	016	19921117	07	20	67		P607

Segment 05 data fields This table describes fields unique to Segment 05 Please see page [5-8](#) for descriptions of fields common to all segments.

Field	Description
OBJECT	11306 (officer). 11356 (enlisted).
COUNTRY	Country Code (see PPPM, Enclosure (9) for codes)
AMOUNT	Monthly basic pay rate.

Chapter 5
PAY SEGMENT ANALYSIS

Segment 06 - Special Duty Assignment Pay

Introduction Segment 06 contains information on a member's entitlement to Special Duty Assignment Pay.

Example:

SEG	HIST	COMPUTE	OBJECT		AMOUNT	SDAP-RATE					
06	9999	3	11758		\$110.00	Y2					
	EFFDTE	TIME	DTPROC	SLC	PAT	DTPREP	DIST	RU	FORM	ENT	ACTION
START	19930401	9999	19930406	0	129	19930405	07	15	67		P607
STOP	99999999	9999	99999999	0							

Segment 06 data fields This table describes fields unique to Segment 06. Please see page [5-8](#) for descriptions of fields common to all segments.

Field	Description
OBJECT	Object code. Please see Page 2-D-8 for a listing of object codes.
AMOUNT	Monthly rate from pay tables.

Continued on next page

Chapter 5
PAY SEGMENT ANALYSIS

Segment 06 - Special Duty Assignment Pay, Continued

Segment 06 data fields (cont'd)

Field	Description
SDAP-RATE	SDAP Rate Flag Code. Valid Codes are published annually by e-Mail ALSPO Message.

Chapter 5
PAY SEGMENT ANALYSIS

Segment 07 - Career Sea Pay

Introduction Segment 07 contains information on a member's entitlement to Career Sea Pay (CSP). Effective 01OCT01 CSP reform eliminated grandfathering.

Example:

SEG	HIST	COMPUTE	OBJECT	AMOUNT							
07	999999		11358	190.00							
START	EFFDTE	TIME	DTPROC	SLC	PAT	DTPREP	DIST	RU	FORM	ENT	ACTION
20011128	9999	20011205	0	359	20011290	32	06	67		P607	
STOP	99999999	9999	99999999	0							
GRANDFATHER FLAG			DISTRICT/OPFAC	CSP LEVEL FLAG							
			07 13419	1							

Segment 07 data fields This table describes fields unique to Segment 07. Please see page [5-8](#) for descriptions of fields common to all segments.

Field	Description
OBJECT	11308 (officer)/11358 (enlisted)
AMOUNT	Monthly rate from pay tables.
GRANDFATHER FLAG	The flag applies to enlisted members who were assigned to sea duty as of 01OCT01. Valid codes are list below.
Code	Description
Blank	Member never identified as entitled to grandfather rates
0	Member once identified as entitled to grandfather rates
6	Effective 01OCT01 only valid grandfather code. Personnel receiving a CSP amount on 30SEP01 which is greater than amount on 1OCT01.
DISTRICT/OPFAC	The district and OPFAC of the unit where the member is serving sea duty or did serve sea duty. A DISTRICT/ OPFAC of 15 71239 indicates TAD sea duty at a Navy unit.

Chapter 5
PAY SEGMENT ANALYSIS

Segment 08 - Hardship Duty Pay-Location

Introduction Segment 08 contains information on a member's entitlement to Hardship Duty Pay-Location (formerly Foreign Duty Pay).

Example:

SEG	HIST	COMPUTE	OBJECT	AMOUNT								
08	200001	4	11357	\$22.50								
	EFFDTE	TIME	DTPROC	SLC	PAT	DTPREP	DIST	RU	FORM	ENT	ACTION	
START	19990123	9999	19990127	0	176	19990126	33	13	67		P607	
STOP	20000109	9999	20000113	1	579	20000111	33	13	68			

Segment 08 data fields This table describes fields unique to Segment 08. Please see page [5-8](#) for descriptions of fields common to all segments.

Field	Description
OBJECT	11357 (enlisted only). Phase 1—entitlement through CY2001.
OBJECT	1130B Phase II (officers)
OBJECT	1135B Phase II (enlisted)
AMOUNT	Monthly rate from pay tables.

Chapter 5
PAY SEGMENT ANALYSIS

Segment 09 - Responsibility Pay

Introduction

Segment 09 contains information on an officer's entitlement to Responsibility Pay.

Example:

SEG	HIST	COMPUTE	OBJECT	AMOUNT							
09	999999	3	11309	\$150.00							
	EFFDTE	TIME	DTPROC	SLC	PAT	DTPREP	DIST	RU	FORM	ENT	ACTION
START	19991110	9999	19991119	0	952	19991117	33	12	67		P607
STOP	99999999	9999	99999999	0	952	19991117	33	12	67		P607
DIST-RESP			OPFAC-RESP								
	21		99999								

Segment 09 data fields

This table describes fields unique to Segment 09. Please see page [5-8](#) for descriptions of fields common to all segments.

Field	Description
OBJECT	11309 (officer only).
AMOUNT	Monthly rate from pay tables.
DIST-RESP	This is normally the member's permanent unit's district ID, unless this entitlement is started at a TAD unit, then it will show member's present unit's district ID.
OPFAC-RESP	This is normally the member's permanent unit's OPFAC, unless this entitlement was started at a TAD unit, then it will be the member's present unit's OPFAC.

Chapter 5
PAY SEGMENT ANALYSIS

Segment 10 - Diving Duty Pay

Introduction Segment 10 contains information on a member's entitlement to Diving Duty Pay.

Example:

SEG	HIST	COMPUTE	OBJECT	AMOUNT							
10	199909	4	11355	\$300.00							
	EFFDTE	TIME	DTPROC	SLC	PAT	DTPREP	DIST	RU	FORM	ENT	ACTION
START	19990530	9999	19990617	0	497	19990611	33	12	67		P607
STOP	19990901	9999	19990902	1	726	19990901	33	12	68		
LPSE	DT	CODE	DS	OPFAC							
19991129	I	21	14502								

Segment 10 data fields This table describes fields unique to Segment 10. Please see page [5-8](#) for descriptions of fields common to all segments.

Field	Description
OBJECT	11305 (officer). 11355 (enlisted).
AMOUNT	Monthly rate from pay tables. (Table posting based on Diving Code from the start transaction).
LPSE DT	Diving Qualification Lapse Date (YYYYMMDD). Diving pay automatically stops if Qualification Lapse Date is passed.
CODE	Dive Pay Code.
	Code Description
	A Ship Salvage Diving Officer (SSDO)/Basic Diving Officer (BDO)
	B Officer with Scuba training only (DV)
	C Officer performing diving duty at school under instruction, in a course above "Diver Second Class" (DUI)
	D Diver First Class (DV-1) enlisted
	E Diver Second Class (DV-2) enlisted
	F Scuba Diver (DV) enlisted
	G Medical deep-sea diving technician (DV-M) enlisted
H Enlisted member performing diving duty at school under instruction (DUI) in a course above "Diver Second Class", unless entitled to a higher rate	
DS	This is normally the member's permanent unit's district ID.
OPFAC	This is normally the member's permanent unit's OPFAC.

Chapter 5
PAY SEGMENT ANALYSIS

Segment 11 - Aviation Career Incentive Pay

Introduction Segment 11 contains information on an officer's entitlement to Aviation Career Incentive Pay.

Example:

SEG	HIST	COMPUTE	OBJECT	AMOUNT							
11	999999	3	11201	\$385.00							
	EFFDTE	TIME	DTPROC	SLC	PAT	DTPREP	DIST	RU	FORM	ENT	ACTION
START	20000322	9999	20000220	1	AUP	20000220					
STOP	99999999	9999	99999999	0							

This table describes fields unique to Segment 11. Please see page [5-8](#) for descriptions of fields common to all segments.

Field	Description
OBJECT	*DIFOPS -11201 (officer only) *DIFPRO- 11202 (officer only) *DIFDEN- 11203 (officer only) *See segment 60 for additional aviation information.
AMOUNT	Monthly rate from pay tables.

Chapter 5
PAY SEGMENT ANALYSIS

Segment 12 - Crew Member Flight Pay

Introduction Segment 12 contains information on a member's entitlement to Crew Member Flight Pay.

Example:

SEG	HIST	COMPUTE	OBJECT	AMOUNT					
12	999999	3	11254	\$215.00					
EFFDTE	TIME	DTPROC	SLC PAT	DTPREP	DIST	RU	FORM	ENT	ACTION
START	19981001	9999	19981030	1	LPC	19981030	00	00	
STOP	99999999	9999	99999999	0					

Segment 12 data fields This table describes fields unique to Segment 12. Please see page [5-8](#) for descriptions of fields common to all segments.

Field	Description
OBJECT	11204 (officer). 11254 (enlisted).
AMOUNT	Monthly rate from pay tables.

Chapter 5
PAY SEGMENT ANALYSIS

Segment 14 - Foreign Language Proficiency Pay

Introduction Segment 14 contains information on a member's entitlement to Foreign Language Proficiency Pay.

Example:

SEG	HIST	COMPUTE	OBJECT	AMOUNT							
14	200705	4	11902	\$150.00							
	EFFDTE	TIME	DTPROC	SLC	PAT	DTPREP	DIST	RU	FORM	ENT	ACTION
START	20060518	9999	20060707	0	PPS	20060629	08	00	67		P607
STOP	20070518	9999	20070420	0	AUP	20070420				X	
			LAPSE DT	LANGUAGE	FLP-RATE						
			20070518	SP	3F						

Segment 14 data fields This table describes fields unique to Segment 14. Please see page [5-8](#) for descriptions of fields common to all segments.

Field	Description																																																		
OBJECT	Object Code: The only object codes in use right now are 11900,11950,11901,11951,11902 and 11952. The other object codes may be used at a later date <table border="1" style="width: 100%; border-collapse: collapse;"> <thead> <tr> <th>Officer</th> <th>Enlisted</th> <th>Proficiency</th> <th>Category</th> <th>Code</th> </tr> </thead> <tbody> <tr> <td>11950</td> <td>11900</td> <td>Interpreter</td> <td></td> <td>1F</td> </tr> <tr> <td>11951</td> <td>11901</td> <td>Linguist</td> <td></td> <td>2F</td> </tr> <tr> <td>11952</td> <td>11902</td> <td>Interim</td> <td></td> <td>3F</td> </tr> <tr> <td>11953</td> <td>11903</td> <td></td> <td></td> <td>4F</td> </tr> <tr> <td>11954</td> <td>11904</td> <td></td> <td></td> <td>5F</td> </tr> <tr> <td>11955</td> <td>11905</td> <td></td> <td>1</td> <td>6F</td> </tr> <tr> <td>11956</td> <td>11906</td> <td></td> <td>2</td> <td>7F</td> </tr> <tr> <td>11957</td> <td>11907</td> <td></td> <td>3</td> <td>8F</td> </tr> <tr> <td>11958</td> <td>11908</td> <td></td> <td>4</td> <td>9F</td> </tr> </tbody> </table>	Officer	Enlisted	Proficiency	Category	Code	11950	11900	Interpreter		1F	11951	11901	Linguist		2F	11952	11902	Interim		3F	11953	11903			4F	11954	11904			5F	11955	11905		1	6F	11956	11906		2	7F	11957	11907		3	8F	11958	11908		4	9F
Officer	Enlisted	Proficiency	Category	Code																																															
11950	11900	Interpreter		1F																																															
11951	11901	Linguist		2F																																															
11952	11902	Interim		3F																																															
11953	11903			4F																																															
11954	11904			5F																																															
11955	11905		1	6F																																															
11956	11906		2	7F																																															
11957	11907		3	8F																																															
11958	11908		4	9F																																															
AMOUNT	Monthly rate from pay tables.																																																		
LAPSE DT	Date member's language proficiency exam certification expires. Normally 1-year after the date the exam was administered.																																																		
LANGUAGE	Two letter abbreviation describing the foreign language the member is certified in. Examples (not all inclusive): SP – Spanish RU – Russian																																																		
FLP RATE	Alpha-numeric code describing the FLP pay proficiency level: Interpreter – 1F, Linguist – 2F and Interim – 3F																																																		

Chapter 5
PAY SEGMENT ANALYSIS

Segment 15 - Demolition Pay (Not currently utilized)

Introduction Segment 15 contains information on a member's entitlement to Demolition Pay. This segment is not currently utilized.

Example:

SEG	HIST	COMPUTE	OBJECT	AMOUNT							
15	999999	3	11207	\$110.00							
	EFFDTE	TIME	DTPROC	SLC	PAT	DTPREP	DIST	RU	FORM	ENT	ACTION
START	19981001	9999	19981030	0	836	19981030	53	17			MMS5
STOP	99999999	9999	99999999	0							

Segment 15 data fields This table describes fields unique to Segment 15. Please see page [5-8](#) for descriptions of fields common to all segments.

Field	Description
OBJECT	11207 (officer). 11257 (enlisted).
AMOUNT	Monthly rate from pay tables.

Chapter 5
PAY SEGMENT ANALYSIS

Segment 16 - Government Quarters

Introduction Segment 16 contains information on a member's assignment to government quarters.

Example:

SEG	HIST	COMPUTE	OBJECT	AMOUNT							
16	199907	4	D0855	\$647.70							
START	EFFDTE	TIME	DTPROC	SLC	PAT	DTPREP	DIST	RU	FORM	ENT	ACTION
19990101	9999	19981231	1	LPC	19981231	00	00				
STOP	19990701	9999	19990706	0	199	19990702	53	02	67		P606

Segment 16 data fields This table describes fields unique to Segment 16. Please see page [5-8](#) for descriptions of fields common to all segments.

Field	Description				
OBJECT	Object code based on quarters type, with or without dependents, and officer or enlisted status.				
	Type of quarters	BAH II with dependents		BAH II without dependents	
		Officer	Enlisted	Officer	Enlisted
	Inadequate CG Leased/DOD Owned	D0801	D0851	D809	D859
	Inadequate CG Owned	D0802	D0852	D800	D850
	Adequate CG Leased/DOD Owned	D0805	D0855	D0803	D0853
Adequate CG Owned	D0806	D0856	D0804	D0854	
AMOUNT	(1) Equal to BAH II shown in segment 17 or 18 for adequate quarters;				
	(2) Equal to rent for inadequate quarters.				

Chapter 5
PAY SEGMENT ANALYSIS

Segment 17 - BAH II With Dependents

Introduction Segment 17 contains information on a member's entitlement to BAH type II with dependents.

Example:

SEG	HIST	COMPUTE	OBJECT	AMOUNT							
17	199907	4	11451	\$647.70							
	EFFDTE	TIME	DTPROC	SLC	PAT	DTPREP	DIST	RU	FORM	ENT	ACTION
START	19990101	9999	19981231	1	LPC	19981231	00	00			
STOP	19990701	9999	19990706	0	199	19990702	53	02	67	P606	

Segment 17 data fields This table describes fields unique to Segment 17. Please see page [5-8](#) for descriptions of fields common to all segments.

Field	Description
OBJECT	11401 (officer) 11451 (enlisted)
AMOUNT	Monthly rate from pay tables.

Chapter 5
PAY SEGMENT ANALYSIS

Segment 18 - BAH II Without Dependents

Introduction Segment 18 contains information on a member's entitlement to BAH type II without dependents

Example:

SEG	HIST	COMPUTE	OBJECT	AMOUNT							
18	199801	4	11452	\$327.60							
START	EFFDTE	TIME	DTPROC	SLC	PAT	DTPREP	DIST	RU	FORM	ENT	ACTION
19970601	19970601	9999	19970603	0	747	19970602	53	02	67		P606
STOP	19971231	9999	19980107	0	LPC	97034K					

Segment 18 data fields This table describes fields unique to Segment 18. Please see page [5-8](#) for descriptions of fields common to all segments.

Field	Description
OBJECT	BAH II without dependents
	11402 (officer)
	11452 (enlisted)
	BAH II PCS
	11404 (officer)
11454 (enlisted)	
AMOUNT	Monthly rate from pay tables.

Chapter 5
PAY SEGMENT ANALYSIS

Segment 19 - BAH Partial/Diff

Introduction Segment 19 contains information on a member's entitlement to BAH Partial/Differential.

Example:

SEG	HIST	COMPUTE	OBJECT	AMOUNT							
19	999999	3	11453	\$7.20							
	EFFDTE	TIME	DTPROC	SLC	PAT	DTPREP	DIST	RU	FORM	ENT	ACTION
START	20000101	9999	19991216	1	LPC	19991216	00	00			
STOP	99999999	9999	99999999	0							

Segment 19 data fields This table describes fields unique to Segment 19. Please see page [5-8](#) for descriptions of fields common to all segments.

Field	Description	
OBJECT	<u>BAH PARTIAL</u>	<u>BAH DIFF</u>
	11403 (officer)	11408
	11453 (enlisted)	11458
AMOUNT	Monthly rate from pay tables.	

Chapter 5
PAY SEGMENT ANALYSIS

SEGMENT 20 - CLOTHING MAINTENANCE ALLOWANCE

Introduction Segment 20 contains information on a member's entitlement to Clothing Maintenance Allowance (CMA).

Example:

SEG	HIST	COMPUTE	OBJECT	AMOUNT							
20	999999	3	12351	\$15.61							
START	EFFDTE	TIME	DTPROC	SLC	PAT	DTPREP	DIST	RU	FORM	ENT	ACTION
20000314	9999	20000220	0	AUP	20000220					L	
STOP	99999999	9999	99999999	0							
CLAIM CODE	ELIGIBILITY DATE		SUP		CMA						
			00								

Segment 20 data fields This table describes fields unique to Segment 20. Please see page 5-8 for descriptions of fields common to all segments.

Field	Description	
OBJECT	Object code	
	Code	Description
	12351	Basic Maintenance Allowance (enlisted only)
	12352	Standard Maintenance Allowance (enlisted only)
	12359	Reserve Basic Maintenance Allowance (enlisted only)
	1235A	Reserve Standard Maintenance Allowance (enlisted only)
12308	Officer Uniform Allowance (officer only)	
AMOUNT	Monthly rate from pay tables. For SELRES, this is a per drill rate that is derived from the amounts on the pay tables.	
Claim Code	Uniform allowance claim code	
	Code	Reason
A	Initial uniform allowance for reserves only. Those officers commissioned upon completion of Aviation Officer Candidate School and those Limited Duty Officer Aviator Candidates commissioned upon completion of all flight training.	

Continued on next page

Chapter 5
PAY SEGMENT ANALYSIS

SEGMENT 20 - CLOTHING MAINTENANCE ALLOWANCE,
Continued

Segment 20 data fields (cont'd)

Field	Description	
Claim Code	Uniform allowance claim code (cont'd)	
	Code	Reason
	B	Initial uniform allowance for reserves only. The officer has not already received the initial uniform allowance and meets one of the following: <ol style="list-style-type: none"> 1. Has reported for AD (other than training) for a period in excess of 90 days including authorized travel time; or 2. has completed 14 periods for a total of 14 days of AD or ADT; or 3. has completed 14 periods of not less than hours duration each, of inactive duty training in Ready Reserve status.
	C	Initial uniform allowance for reserves only. The officer has transferred from another reserve component of the Armed Forces where a different uniform was required.
	D	Initial uniform allowance for all regular officers and for those reserve officers who have recently graduated from OCS and are currently on active duty for a period in excess of 139 days. An officer is entitled to an initial uniform allowance upon first appointment as an office (temporary or regular) or as a permanent warrant officer.
	E	Additional active duty uniform allowance for reserves only. The reserve officer is entering on <ul style="list-style-type: none"> • AD or ADT for more than 90 days or • has been on continuous AD or ADT for more than 90 days and two years have elapsed since receipt of an initial reimbursement or • allowance in excess of \$200 or two years have passed since the last period of AD or ADT for more than 90 days.
	F	Uniform maintenance allowance for reserves only. This allowance was discontinued on 29 Nov 90. Claims for this allowance must have an eligibility date that is prior to the above date. This allowance was payable to a reserve officer each time the officer completed a 4 year period of satisfactory service. See paragraph 3-J-4 of COMDTINST M7220.29, Coast Guard Pay Manual to determine satisfactory service.

Continued on next page

Chapter 5
PAY SEGMENT ANALYSIS

SEGMENT 20 - CLOTHING MAINTENANCE ALLOWANCE,
Continued

Segment 20 data fields (cont'd)

Field	Description
ELIGIBILITY DATE	Date officer became eligible for the entitlement. Officers only.
SUP CMA	Records the code for which the member is receiving Supplemental CMA. Refer to Figure 3-21 of the Coast Guard Pay Manual, COMDTINST M7220.29 (series) for codes.

Chapter 5
PAY SEGMENT ANALYSIS

Segment 21 - Family Separation Basic Allowance For Housing (Changed From Family Separation Allowance, Type I 1 Jan 98)

Introduction Segment 21 is no longer utilized.

Segment 21 data fields This table describes fields unique to Segment 21. Please see page 5-8 for descriptions of fields common to all segments.

Field	Description	
Object	Object code.	
	Officer	Enlisted
	1250I	1255I
Amount	Monthly amount from pay table	
FSH	FSH tour election code	
	Code	Tour Election
	1	With Command sponsored dependents
	0	All others

Chapter 5
PAY SEGMENT ANALYSIS

Segment 22 - Family Separation Allowance, Type II

Introduction Segment 22 contains information on a member's entitlement to FSA-Type II.

Example:

SEG	HIST	COMPUTE	OBJECT	AMOUNT	FSA															
22	199807	4	1255S	\$100.00																
	EFFDTE	TIME	DTPROC	SLC	PAT	DTPREP	DIST	RU	FORM	ENT	ACTION									
START	19980427	9999	19980603	0	568	19980601	33	12	6B											
STOP	19980717	9999	19980722	0	710	19980721	33	12	6B											

Segment 22 data fields This table describes fields unique to Segment 22. Please see page [5-8](#) for descriptions of fields common to all segments.

Field	Description		
Object	Object code.		
	FSA	Officer	Enlisted
	R	1250R	1255R
	S	1250S	1255S
	T	1250T	1255T
Amount	Monthly amount from pay table		
FSA	FSA tour election code for FSA-R only		
	Code	Tour Election	
	1	With Command sponsored dependents	
	0	All others	
	Blank	FSA is not for FSA-R	

Chapter 5
PAY SEGMENT ANALYSIS

Segment 23 – Miscellaneous Allowances

Introduction Segment 23 contains information on entitlement to Personal Money Allowance and/or Combat SGLI Allowance.

Example:

SEG	HIST	COMPUTE	OBJECT	AMOUNT							
23	199805	4	1170	\$333.33							
	EFFDTE	TIME	DTPROC	SLC	PAT	DTPREP	DIST	RU	FORM	ENT	ACTION
START	19940601	9999	19940607	0	174	19940606	53	15	67		H608
STOP	19980531	9999	19980603	0	148	19980601	98	03	68		

Segment 23 data fields This table describes fields unique to Segment 23. Please see page [5-8](#) for descriptions of fields common to all segments.

Field	Description
OBJECT	0060 Combat SGLI Allowance (officer) 0065 Combat SGLI Allowance (enlisted) 1170 Personal Money Allowance (officer only) 1175 Personal Money Allowance (Enlisted E-10 only)
AMOUNT	Monthly rate from pay tables.

Chapter 5
PAY SEGMENT ANALYSIS

Segment 24 – BAS (Officer/Enlisted)/BAS II (Enlisted)

Introduction Segment 24 contains information on an entitlement to Basic Allowance for Subsistence (BAS) for both officer and enlisted personnel and BAS II for enlisted personnel.

Example:

SEG	HIST	COMPUTE	OBJECT	AMOUNT							
24	99999	3	1155D	\$242.81							
START	EFFDTE	TIME	DTPROC	SLC	PAT	DTPREP	DIST	RU	FORM	ENT	ACTION
20030710	9999	20030715	0	208	20030715	33	16	67		P607	
STOP	99999999	9999	99999999								

Segment 24 data fields

This table describes fields unique to Segment 24. Please see page [5-8](#) for descriptions of fields common to all segments.

Field	Description	
OBJECT	Object code	
	1150	Officer
	11551	Regular BAS (enlisted) (Obsolete effective 1 Jan 2005 due to BAS reform)
	1155D	BAS (Enlisted)
	1155F	BAS II (Enlisted Only)
AMOUNT	Monthly rate from pay tables.	

Chapter 5
PAY SEGMENT ANALYSIS

Segment 26 – IDT COMRATS

Introduction

Effective 1/1/2002 Segment 26 contains information on IDT COMRATS. Prior to 1/1/2002, Segment 26 contained information on Prorated Separate Rations.

Example:

SEG	HIST	COMPUTE	OBJECT	AMOUNT									
26	199907	4	11559	\$7.50									
	EFFDTE	TIME	DTPROC	SLC	PAT	DTPREP	DIST	RU	FORM	ENT	ACTION		
START	19990531	0500	19990706	0	199	19990702	53	02	68				
STOP	19990702	1859	19990706	0	199	19990702	53	02	68				

Segment 26 data fields

This table describes fields unique to Segment 26. Please see page [5-8](#) for descriptions of fields common to all segments.

Field	Description
OBJECT	Effective 5/1/2002, 1155E (COMRATS)
AMOUNT	Daily rate from pay tables.

Chapter 5
PAY SEGMENT ANALYSIS

Segment 27 – Discount Meal Rate

Introduction Effective 1/1/2002, Segment 27 is used as a deduction (Discount Meal Rate). Prior to 1/1/2002, Segment 27 contained information on a member's entitlement to Partial/Special BAS Allowance for Subsistence.

Example:

SEG	HIST	COMPUTE	OBJECT	AMOUNT							
27	199811	4	1155B	\$0.31							
	EFFDTE	TIME	DTPROC	SLC	PAT	DTPREP	DIST	RU	FORM	ENT	ACTION
START	19980101	9999	19980105	0	LPC	970800					
STOP	19981115	9999	19981118	0	024	19981117	33	12	67		P620

Segment 27 data fields This table describes fields unique to Segment 27. Please see page [5-8](#) for descriptions of fields common to all segments.

Field	Description
OBJECT	Effective 1/1/2002, the Object field for Segment 27 will contain D095 for Discount Meal Rate. 1155B Partial BAS and 11552 Special BAS and SEPRATS were effective thru 12/31/2001.
Amount	Daily rate from pay tables.

Chapter 5
PAY SEGMENT ANALYSIS

Segment 28 – Cadet COMRATS

Introduction

Segment 28 contains information on a member's entitlement to Cadet COMRATS. Prior to 1/1/2002, Segment 28 also contained information on LVRATS.

Example:

SEG	HIST	COMPUTE	OBJECT	AMOUNT	LVRATS						
28	200004	4	11558	\$7.58	I						
	EFFDTE	TIME	DTPROC	SLC	PAT	DTPREP	DIST	RU	FORM	ENT	ACTION
START	20000414	9999	20000420	0	127	20000420	53	02	63		
STOP	20000414	9999	20000420	0	127	20000420	53	02	63		
SEG	HIST	COMPUTE	OBJECT	AMOUNT	LVRATS						
28	200002	4	11558	\$7.58	I						
	EFFDTE	TIME	DTPROC	SLC	PAT	DTPREP	DIST	RU	FORM	ENT	ACTION
START	20000202	9999	20000211	0	076	20000211	53	02	63		
STOP	20000203	9999	20000211	0	076	20000211	53	02	63		

Segment 28 data fields

This table describes fields unique to Segment 28. Please see page 5-8 for descriptions of fields common to all segments. Effective 1/1/2002 object codes 11557 and 11558 are eliminated LVRATS are no longer used.

Field	Description								
OBJECT	Object code								
	<table border="1"> <thead> <tr> <th>Code</th> <th>Description</th> </tr> </thead> <tbody> <tr> <td>11557 (enlisted only) eliminated</td> <td>SEPRATS Sick Leave</td> </tr> <tr> <td>11558 (enlisted only) eliminated</td> <td>LVRATS Regular Leave</td> </tr> <tr> <td>1155A (Academy Cadets only)</td> <td>COMRATS</td> </tr> </tbody> </table>	Code	Description	11557 (enlisted only) eliminated	SEPRATS Sick Leave	11558 (enlisted only) eliminated	LVRATS Regular Leave	1155A (Academy Cadets only)	COMRATS
Code	Description								
11557 (enlisted only) eliminated	SEPRATS Sick Leave								
11558 (enlisted only) eliminated	LVRATS Regular Leave								
1155A (Academy Cadets only)	COMRATS								
AMOUNT	Daily rate from pay tables.								
LVRATS	Indicates whether leave was taken INCONUS or OUTCONUS. This field is only filled when the object code is 11558 (Regular Leave)								
	<table border="1"> <thead> <tr> <th>Code</th> <th>Description</th> </tr> </thead> <tbody> <tr> <td>I</td> <td>INCONUS</td> </tr> <tr> <td>O</td> <td>OUTCONUS</td> </tr> </tbody> </table>	Code	Description	I	INCONUS	O	OUTCONUS		
Code	Description								
I	INCONUS								
O	OUTCONUS								

Chapter 5
PAY SEGMENT ANALYSIS

Segment 29 - Cost Of Living Allowance

Introduction Segment 29 contains information on a member's entitlement to COLA.

Example:

SEG	HIST	COMPUTE	OBJECT	AMOUNT							
29	200001	4	12453	\$19.56							
	EFFDTE	TIME	DTPROC	SLC	PAT	DTPREP	DIST	RU	FORM	ENT	ACTION
START	20000101	9999	20000105	1	LPC	20000105	33	13			C
STOP	20000108	9999	20000113	1	579	20000111	33	13	68		
DAILY RATE	LOC-CODE	INDEX	OFF-ENL-IND	DEP	UNIQUE	DAILY RATE					
17.19000	AK089	126	E	3		2.37000					

Segment 29 data fields This table describes fields unique to Segment 29. Please see page [5-8](#) for descriptions of fields common to all segments.

Field	Description	
OBJECT	Object code	
	Code	Description
	12400	Officer without dependents
	12450	Enlisted without dependents
	12401	Officer with 1 dependent
	12451	Enlisted with 1 dependent
	12402	Officer with 2 dependents
	12452	Enlisted with 2 dependents
	12403	Officer with 3 dependents
	12453	Enlisted with 3 dependents
	12404	Officer with 4 dependents
	12454	Enlisted with 4 dependents
	12405	Officer with 5 dependents
	12455	Enlisted with 5 dependents
	12406	Officer with 6 or more dependents
	12456	Enlisted with 6 or more dependents
12407	Officer partial	
12457	Enlisted partial	

Continued on next page

Chapter 5
PAY SEGMENT ANALYSIS

Segment 29 - Cost Of Living Allowance, Continued

Field	Description
AMOUNT	The total of the Daily Rate and Unique Daily Rate amounts.
DAILY RATE	Daily rate calculated from <u>the Per Diem, Travel, and Transportation Allowance Committee World Wide Web Site</u> using two decimal places rounded up. Based on pay grade, longevity, number of dependents and locality.
LOC-CODE	Location Code. A five-character alphanumeric locality code from <u>the Per Diem, Travel, and Transportation Allowance Committee World Wide Web Site</u> and input from the transaction.
INDEX	A three-character numeric COLA index. Transaction generated from the locality codes available from <u>the Per Diem, Travel, and Transportation Allowance Committee World Wide Web Site</u> . Used for COLA computations.
OFF-ENL-IND	Officer/Enlisted Indicator. Valid codes are: O Officer. E Enlisted.
DEP	Number of dependents
UNIQUE DAILY RATE	Unique daily rate, calculated <u>the Per Diem, Travel, and Transportation Allowance Committee World Wide Web Site</u> using two decimal places rounded up, based on locality. COLA Unique is an adjustment to COLA for unique items previously paid by adjusting the COLA index. The payment of COLA Unique is part of the total COLA payment received by the member. It is not a separate payment.

Chapter 5
PAY SEGMENT ANALYSIS

Segment 30 – New Enlistment Bonus/Critical Skills Training Bonus

Introduction Segment 30 contains information on a member's entitlement to an enlistment bonus.

Example:

SEG	HIST	COMPUTE	OBJECT	AMOUNT	RATE						
30	999999		12653	\$4000.00	ET						
	EFFDTE	TIME	DTPROC	SLC	PAT	DTPREP	DIST	RU	FORM	ENT	ACTION
START	20000505	9999	20000512		314	20000510	77	39	67		H600
STOP	99999999	9999	99999999								
DT RECOUP	AMT RECOUP	NXT INST	BALANCE	INST	INSTALLMENT AMOUNTS						
99999999	\$0.00	20000505	\$4000.00	02	1-	2000.00	2-	2000.00			
MONTHLY INFORMATION											
INSTALLMENT DATES			INSTALLMENT FLAGS		START DT	AMOUNT					
1-	20000505	2-	99999999	1-0	2-0	MONTHLY-1	99999999	\$0.00			
RETRO DATE	RETRO AMT DUE	RETRO COMPUTE	FLAG	SUSPENSE FLAG	SUSPENSE DT						
99999999	\$0.00				99999999						
		MONTH 0	MONTH -1	MONTH -2	MONTH -3						
PRIOR PAYMENT		\$0.00	\$0.00	\$0.00	\$0.00						

Segment 30 data fields This table describes fields unique to Segment 30. Please see page 5-8 for descriptions of fields common to all segments.

Field	Description																		
OBJECT	Object code.																		
	<table border="1"> <thead> <tr> <th>Code</th> <th>Type of Bonus</th> </tr> </thead> <tbody> <tr> <td>12653</td> <td>Incentive bonus - Enlisted Rating Incentive Program</td> </tr> <tr> <td>12654</td> <td>Incentive bonus - Enlisted Rating Incentive Prior Service Program</td> </tr> <tr> <td>1265M</td> <td>Enlisted Bonus (Non prior service/combat tax exclusion)</td> </tr> <tr> <td>1265N</td> <td>Enlisted Bonus (Prior Service/combat tax exclusion)</td> </tr> <tr> <td>1265S</td> <td>Lateral Entry Enlistment Bonus</td> </tr> <tr> <td>1265Z</td> <td>Enlistment Bonus College Credit</td> </tr> <tr> <td>12659</td> <td>Non-Rate Enlisted Incentive Program</td> </tr> <tr> <td>2265</td> <td>Critical Skills Training Bonus</td> </tr> </tbody> </table>	Code	Type of Bonus	12653	Incentive bonus - Enlisted Rating Incentive Program	12654	Incentive bonus - Enlisted Rating Incentive Prior Service Program	1265M	Enlisted Bonus (Non prior service/combat tax exclusion)	1265N	Enlisted Bonus (Prior Service/combat tax exclusion)	1265S	Lateral Entry Enlistment Bonus	1265Z	Enlistment Bonus College Credit	12659	Non-Rate Enlisted Incentive Program	2265	Critical Skills Training Bonus
Code	Type of Bonus																		
12653	Incentive bonus - Enlisted Rating Incentive Program																		
12654	Incentive bonus - Enlisted Rating Incentive Prior Service Program																		
1265M	Enlisted Bonus (Non prior service/combat tax exclusion)																		
1265N	Enlisted Bonus (Prior Service/combat tax exclusion)																		
1265S	Lateral Entry Enlistment Bonus																		
1265Z	Enlistment Bonus College Credit																		
12659	Non-Rate Enlisted Incentive Program																		
2265	Critical Skills Training Bonus																		
AMOUNT	Derived from input.																		
RATE	The rate of the member.																		
DT-RECOUP	The effective date of the H 875; otherwise 99999999.																		
AMT RECOUP	Total amount recouped by the H 875; otherwise \$0.00.																		
NXT INST	Date of next installment, otherwise 99999999.																		
BALANCE	Principal balance remaining to be paid.																		

Continued on next page

Chapter 5
PAY SEGMENT ANALYSIS

Segment 30 – New Enlistment Bonus/Critical Skills Training Bonus, Continued

Segment 30 data fields (cont'd)

Field	Description	
INST	Total number of installments over which Enlisted Bonus is paid. As of October 2001, enlistment bonuses should be lump sum. Because of implementation delays, bonuses for the next two years can be lump sum or have two installments.	
INSTALLMENT AMOUNTS	Amount of each individual installment. First installment of an enlisted bonus is usually one-half of BALANCE. If an INSTALLMENT AMOUNT is not applicable, a value of \$0.00 will be shown.	
INSTALLMENT DATES	Date an installment has been or will be paid. If an INSTALLMENT DATE is not applicable, a value of 99999999 will be shown.	
INSTALLMENT FLAGS	Status of installments. The following codes are used:	
	Code	Description
	1-0	First installment will be due but has not been computed on.
	1-1	First installment was computed on or no installment is due.
	2-0	Second installment will be due but has not been computed on.
	2-1	Second installment was computed on or no installment is due.
	Monthly Monthly installments will be made.	
START DT	Date monthly installment starts.	
AMOUNT	The amount of the monthly installment.	
RETRO DATE	The effective date of an H 601 reporting action by the Board for Correction of Military Records (BCMR) or reporting an out of range Bonus; otherwise 99999999.	
RETRO AMT DUE	The amount payable to the member based on the H 601; otherwise \$0.00	
RETRO COMPUTE FLAG	Valid codes are: 0 Indicates that an H 601 has processed and has not been seen by COMPUTE yet. 1 Indicates that an H 601 has been seen by COMPUTE or that no H601 has processed.	
SUSPENSE FLAG	Valid codes are: 1 A P 602 has processed but has not been seen by COMPUTE yet. 2 A P 602 has processed and has been seen by COMPUTE. 3 A removal of a P 602 has processed and has been seen by COMPUTE. Blank No suspension or removal of P 602 has been processed.	

Continued on next page

Chapter 5
PAY SEGMENT ANALYSIS

Segment 30 – New Enlistment Bonus/Critical Skills Training Bonus, Continued

Segment 30 data fields (cont'd)

Field	Description
SUSPENSE DATE	The effective date of the P 602; otherwise 99999999.
PRIOR PAYMENT MONTH-0	Prior payment (month of last compute)
PRIOR PAYMENT MONTH-1	Prior payment (month of last compute less one month)
PRIOR PAYMENT MONTH-2	Prior payment (month of last compute less two months)
PRIOR PAYMENT MONTH-3	Prior payment (month of last compute less three months)

Chapter 5
PAY SEGMENT ANALYSIS

Segment 31 - CONUS COLA

Introduction Segment 31 contains information on a member's entitlement to CONUS COLA.

Example:

SEG	HIST	COMPUTE	OBJECT	AMOUNT							
31	999999	3	1145C	\$78.00							
START	EFFDTE	TIME	DTPROC	SLC	PAT	DTPREP	DIST	RU	FORM	ENT	ACTION
20000311	9999	20000220	1	AUP	20000220						
STOP	99999999	9999	99999999	0							
CCOLA-ZIP	INDEX	TABLE-RATE	DEP	GRADE	YRS						
98134	3.000	\$26.00	WD	E7	24						

Segment 31 data fields This table describes fields unique to Segment 31. Please see page [5-8](#) for descriptions of fields common to all segments.

Field	Description		
OBJECT	Object code.		
	CCOLA	Officer	Enlisted
	With dependents	1140C	1145C
	Without dependents	1140D	1145D
AMOUNT	Monthly Basic Rate		
COLA-ZIP	Zip code of CONUS COLA location.		
INDEX	Percentage taken from the CCOLA table.		
TABLE-RATE	Amount taken from the CCOLA allowance table.		
DEP	Dependent Status, with or without dependents. WD = With dependents WO = Without dependents		
GRADE	Pay Grade. Valid grades are: E1 through E10 W1 through W4 O1 through O10 O1E through O3E		
YRS	Years in service. This is the longevity category into which the member falls based upon PEBD.		

Chapter 5
PAY SEGMENT ANALYSIS

Segment 32 - SGLI

Introduction Segment 32 contains information about deductions for Servicemembers' Group Life Insurance.

Example:

SSN 123-45-6789	EMPLID 1234567	K1B9999	03/30/2006	11:11	ONLINE PAY MASTER
SEG 32	HIST 999999	COMPUTE 3	OBJECT D060A	TOTAL AMOUNT \$69.00	
	EFFDTE 20051201	TIME 9999	DTPROC 20051128	SLC PAT 1 LPC	DTPREP 31605A
START	20051201	9999	20051128	1	LPC 31605A
STOP	99999999	9999	99999999	0	
DEP CODE A	DEP BIRTH 19470110	DEP AMOUNT \$42.00	MBR CODE S	MBR AMOUNT \$26.00	
	COMBAT CODE	COMBAT AMOUNT \$0.00	TSGLI AMOUNT \$1.00		
DEPOSIT \$0.00	BALANCE \$0.00	VOUCHER	AMOUNT \$0.00		
			\$0.00		
			\$0.00		

Segment 32 data fields This table describes fields unique to Segment 32. Please see page 5-8 for descriptions of fields common to all segments.

Field	Description	
OBJECT	Object code:	
	Code	Description
	D060	Officer
	D065	Enlisted
TOTAL AMOUNT	Monthly rate from pay tables (combined total of member, dependent and traumatic SGLI)	
DEP CODE	SGLI Election Code. Indicates the amount of coverage elected. Valid codes are listed in the MBR CODE section below.	
DEP BIRTH	Date of birth in YYYYMMDD format for member's spouse.	
DEP AMOUNT	Cost for dependent coverage.	

Continued on next page

Chapter 5
PAY SEGMENT ANALYSIS

Segment 32 - SGLI, Continued

Segment 32 data fields (cont'd)

MBR CODE	SGLI Election Code. Indicates the amount of coverage elected. Valid codes are:					
	Code	Election	Code	Election	Code	Election
	0	Decline	A	\$100K	K	\$200K
	1*	\$10K	B*	\$110K	L*	\$210K
	2*	\$20K	C*	\$120K	M*	\$220K
	3*	\$30K	D*	\$130K	N*	\$230K
	4*	\$40K	E*	\$140K	O*	\$240K
	5	\$50K	F	\$150K	P	\$250K
	6*	\$60K	G*	\$160K	Q	\$300K
	7*	\$70K	H*	\$170K	R	\$350K
	8*	\$80K	I*	\$180K	S	\$400K
	9*	\$90K	J*	\$190K	Z	Non-collection
	(*) Not valid after 7/31/05. Only 50K increments, up to 400K, are authorized.				Y	An administrative stop to SGLI that can only be used by PSC
COMBAT CODE	"S" (after 31OCT06) or "F"(prior to 01NOV06) indicates the segment was built because of a Combat SGLI Allowance transaction (P607 VDC 80 or 81).					
COMBAT AMOUNT	Dollar amount of the Combat SGLI coverage cost. Currently equal to the cost for \$150K SGLI coverage plus the cost of Traumatic SGLI coverage. These charges are offset by a credit in Segment 23- Miscellaneous Allowances.					
T-SGLI AMOUNT	Dollar amount of the Traumatic-SGLI coverage cost. T-SGLI coverage is automatic for all SGLI participants and cannot be declined. Coverage cost is a flat-rate and noted tied to SGLI election amounts.					
DEPOSIT	This Field contains the reserve member's advance payment amount for SGLI coverage.					
BALANCE	This Field contains the reserve member's negative or positive balance amount for SGLI coverage.					
VOUCHER	This Field contains the daily cash log or credit card confirmation number used by PSC(DC).					
AMOUNT	This Field contains the dollar amount of the SGLI payment.					

Chapter 5
PAY SEGMENT ANALYSIS

Segment 33 - Parachute Pay (Not currently utilized)

Introduction Segment 33 contains information on a member's entitlement to Parachute Pay. This segment is not currently utilized.

Example:

SEG	HIST	COMPUTE	OBJECT		AMOUNT						
33	9999	3	11208		\$110.00						
START	EFFDTE	TIME	DTPROC	SLC	PAT	DTPREP	DIST	RU	FORM	ENT	ACTION
STOP	99999999	9999	99999999	0	456	19910424	53	17	67		MMS5

Segment 33 data fields This table describes fields unique to Segment 33. Please see page [5-8](#) for descriptions of fields common to all segments.

Field	Description	
OBJECT	Object code:	
	Code	Description
	11208	Officer
	11258	Enlisted
AMOUNT	Monthly rate from pay tables.	

Chapter 5
PAY SEGMENT ANALYSIS

Segment 34 - BAH With Dependents

Introduction

Segment 34 contains information on a member's entitlement to Basic Allowance for Housing at the With Dependents rate.

Example:

SEG	HIST	COMPUTE	OBJECT	AMOUNT							
34	999999	3	1145G	\$681.00							
	EFFDTE	TIME	DTPROC	SLC	PAT	DTPREP	DIST	RU	FORM	ENT	ACTION
START	20000301	9999	20000321	1	LPC	20000321	53	02		C	
STOP	99999999	9999	99999999	0	LPC	20000321	53	02		C	
BAH-II-AMT	BAH-ZIP	MHA	CURR-TABLE-AMT	RATE-P							
\$667.20	66683	105	\$681.00	N							

Segment 34 data fields

This table describes fields unique to Segment 34. Please see page 5-8 for descriptions of fields common to all segments. This segment's title was changed from VHA with dependents on 1 January 1998.

Field	Description
OBJECT	Object code:
	Code
	1140G
	1145G
	Description
	Officer
	Enlisted
AMOUNT	Amount taken from the BAH dollar amount table.
BAH-AMT	Amount of monthly BAH at the, with dependent rate.
BAH II-AMT	Amount of monthly BAH Type II at the with dependent rate
BAH-ZIP	ZIP code of BAH Location.
MHA	Military Housing Area.
CURR-TABLE-AMT	Contains the current BAH table rate.
RATE P	Will contain a "Y" if the member is BAH rate protected or an "N" if the member is not BAH rate protected.

Chapter 5
PAY SEGMENT ANALYSIS

Segment 35 - BAH Without Dependents

Introduction

Segment 35 contains information on a member's entitlement to Basic Allowance for Housing at the Without Dependents rate.

Example:

SEG	HIST	COMPUTE	OBJECT	AMOUNT						
35	999999	3	1145H	\$337.00						
	EFFDTE	TIME	DTPROC	SLC	PAT	DTPREP	DIST	RU	FORM	ENT ACTION
START	20000301	9999	20000321	1	LPC	20000321	53	02		C
STOP	99999999	9999	99999999	0	LPC	20000321	53	02		C
	BAH-II-AMT	BAH-ZIP	MHA	CURR-TABLE-AMT	RATE-P					
	\$312.60	66683	105	\$337.00	N					

Segment 35 data fields

This table describes fields unique to Segment 35. Please see page 5-8 for descriptions of fields common to all segments. This segment's title was changed from VHA without dependents on 1 January 1998.

Field	Description
OBJECT	Object code:
	Code
	1140H
	1145H
	Description
	Officer
	Enlisted
AMOUNT	Amount taken from the BAH dollar amount table.
BAH-AMT	Amount of monthly BAH at the without dependent rate.
BAH II-AMT	Amount of monthly BAH Type II at the without dependent rate.
BAH-ZIP	ZIP code of BAH Location.
MHA	Military Housing Area.
CURR-TABLE-AMT	Contains the current BAH table rate.
RATE-P	Will contain a "Y" if the member is BAH rate protected or an "N" if the member is not BAH rate protected.

Chapter 5
PAY SEGMENT ANALYSIS

Segment 36 - VHA Offset (Obsolete effective 01 Jan 98)

Introduction As of 1 January 1998 and the implementation of BAH this Segment is no longer used

Example:

SEG	HIST	COMPUTE	OBJECT	AMOUNT	SOURCE						
36	199706	4	D0857	\$0.00	34						
	EFFDTE	TIME	DTPROC	SLC	PAT	DTPREP	DIST	RU	FORM	ENT	ACTION
START	19970101	9999	19961217	1	LPC	19961217	53	02	&&	C	
STOP	19970614	9999	19970619	0	756	19970617	53	02	68		
	BAQ AMT	VHA AMT	RENT/MORTGAGE	OTHER	EXPENSES	RENTER/OWNER					
	\$564.60	\$37.86	\$520.00		\$0.00						
	SHARERS	UME-AMT	AUDIT-DT								
	01	\$348.99	19940824								
	SPOUSE-ZIP	SPOUSE-GRADE	SPOUSE-BAQ	SPOUSE-VHA							
	00000										

Segment 36 data fields This table describes fields unique to Segment 36. Please see page [5-8](#) for descriptions of fields common to all segments.

Field	Description	
OBJECT	Object code:	
	Code	Description
	D0807	Officer with dependents
	D0857	Enlisted with dependents
	D0808	Officer without dependents
D0858	Enlisted without dependents	
AMOUNT	Amount taken from the VHA dollar amount table.	
SOURCE	34 VHA Offset with dependents.	
	35 VHA Offset without dependents.	
BAQ AMT	The BAQ amount as reported in the corresponding VHA segment. There is one exception to the above. If the member receives VHA/W and VHA/WO, then the amount in the field should be \$0.00, or the amount the member receives for FSH for members stationed in Alaska.	
VHA AMT	The VHA amount as reported in the corresponding VHA segment.	
RENT/ MORTGAGE	The rent or mortgage amount from the source transaction.	
OTHER EXPENSES	Other allowable expenses amount from the source transaction.	

Continued on next page

Chapter 5
PAY SEGMENT ANALYSIS

Segment 36 - VHA Offset (Obsolete effective 01 Jan 98),
Continued

Segment 36 data fields (cont'd)

RENTER/ OWNER	Renter/Owner Code. R Renter. O Owner. Blank Not used.
SHARERS	Number of sharers from the source transaction.
UME-AMT	Amount taken from the VHA utility offset dollar amount table.
AUDIT-DT	The source transaction effective date plus one year.
SPOUSE-ZIP	Military spouse's active duty VHA zip code.
SPOUSE- GRADE	Military spouse's active duty pay grade (e.g. E5,O3).
SPOUSE- BAQ	Military spouse's BAQ status, with or without dependents. WD = with dependents WO = without dependents

Chapter 5
PAY SEGMENT ANALYSIS

Segment 37 - Career Sea Pay Premium

Introduction

Segment 37 contains information on a member's entitlement to Career Sea Pay Premium

Example:

SEG	HIST	COMPUTE	OBJECT	AMOUNT							
37	999999	3	1135P	\$100.00							
	EFFDTE	TIME	DTPROC	SLC	PAT	DTPREP	DIST	RU	FORM	ENT	ACTION
START	19981019	9999	19981103	0	976	19981102	33	12	67		P607
STOP	99999999	9999	99999999	0							

Segment 37 data fields

This table describes fields unique to Segment 37. Please see page [5-8](#) for descriptions of fields common to all segments.

Field	Description
OBJECT	Object code:
	Code
	1130P
	1135P
	Description
	Officer
	Enlisted
AMOUNT	Monthly rate from pay tables.

Chapter 5
PAY SEGMENT ANALYSIS

Segment 38 - Collection of Indebtedness

Introduction Segment 38 contains information on Collection of Indebtedness from a member's account.

Example 1: Old type

SEG	HIST	COMPUTE	OBJECT	AMOUNT	VDC	TYPE-38					
38	199802	4	D0402	\$509.76	03	0					
	EFFDTE	TIME	DTPROC	SLC	PAT	DTPREP	DIST	RU	FORM	ENT	ACTION
START	19971001	9999	19970918	0	159	19970917	53	12	67		H605
STOP	19980228	9999	19980220	0	COM	19980220					
INSTALLMENT	BALANCE				% W/H	MONTH MAX					
\$101.96	\$0.00				00	\$0.00					
ACCOUNT NUMBER	SUSPEND COLL	RESTART COLL	NBR INSTAL	COLL FLAG							
	99999999	99999999	005								
APR %	DAILY INT RATE	TOT INT ACCRUED	TOT INT COL	INT COMP DT							
0.0 %	0.000000	\$0.00	\$0.00	99999999							
	MONTH 0	MONTH -1	MONTH -2	MONTH -3							
PRIOR COLLECTION	\$101.92	\$101.96	\$101.96	\$101.96							
PRIOR INT ACCRUED	\$0.00	\$0.00	\$0.00	\$0.00							
PRIOR INT COLLECTED	\$0.00	\$0.00	\$0.00	\$0.00							

Example 2: EFT Type

SEG	HIST	COMPUTE	OBJECT	AMOUNT	PURPOSE	TYPE-38					
38	999999	3	D0457	\$0.00	G	1					
	EFFDTE	TIME	DTPROC	SLC	PAT	DTPREP	DIST	RU	FORM	ENT	ACTION
START	20030101	9999	20030106	0	586	20030104	53	00	67		H606
STOP	99999999	9999	99999999	0							
INSTALLMENT	BALANCE				% W/H	MONTH MAX					
\$315.00	\$0.00				00	\$0.00					
	SUSPEND COLL	RESTART COLL	NBR INSTAL	COLL FLAG							
	99999999	99999999	UT								
ACCOUNT NUMBER	PAYEE CODE	ROUTING NUMBER	CK DGT	SAV CD							
987654321	777VA	05100002	0	C							
CASE IDENTIFIER			FIPS CODE								
0000047609											
	MONTH 0	MONTH -1	MONTH -2	MONTH -3							
PRIOR COLLECTION	\$315.00	\$315.00	\$315.00	\$315.00							

Continue on next page

Chapter 5
PAY SEGMENT ANALYSIS

Segment 38 - Collection of Indebtedness, Continued

Segment 38 data fields This table describes fields unique to Segment 38. Please see page 5-8 for descriptions of fields common to all segments.

Field	Description	
OBJECT	Object code from the input transaction.	
AMOUNT	Total amount of indebtedness.	
PURPOSE	Purpose code: (EFT type only)	
	Code	Purpose
	G	Child/Spousal Support Deduction
	J	IRS Tax Levy Deduction
	K	Involuntary Allotment
	M	Mandatory Support Allotment
	P	Bankruptcy Wage Deduction
	S	Debts to Other Services Deduction
TYPE-38	0 = Old Type Segment 38	
	1 = New Type Segment 38 (EFT)	
VDC	The variable data element code used on the H605, which established or last modified this segment. Set to 00 if built by COMPUTE.	
INSTALLMENT	Monthly installment amount.	
BALANCE	Principal balance remaining to be collected.	
% W/H	For reserve members, the percentage to be withheld.	
MONTH MAX	For reserve members, the monthly maximum amount for garnishments/debts.	
SUSPEND COLL	Suspend Collection Date. Date collection suspended in PMIS/JUMPS. Set to the first of the next month after suspension transaction processes. Otherwise, set to 99999999.	
RESTART COLL	Date collection Description restarted in PMIS/JUMPS. The effective date of a start collection transaction. Otherwise, set to 99999999.	
NBR INSTAL	Number of Installments. "LS" in this field indicates that COMPUTE will attempt to collect the indebtedness lump sum; "RS" will indicate that compute will attempt to collect the percentage indicated in "W/H%" field and "UT" indicates that the collection will continue to run until shut down by another transaction.	
COLL FLAG	Collection flag code:.	
	Code	Purpose
	1	Collection suspended but has not been seen by COMPUTE yet.
	2	Collection Description suspended and has been seen by COMPUTE
	3	Collection restarted but has not been seen by COMPUTE yet
	0	Collection restarted and has been seen by COMPUTE
	BLANK No suspension has been processed	

Continued on next page

Chapter 5
PAY SEGMENT ANALYSIS

Segment 38 - Collection of Indebtedness, Continued

Segment 38 data fields (cont'd)

Field	Description
APR %	Annual percentage rate for interest charge on in-service debt.
DAILY INT RATE	Daily interest rate, a six decimal place percentage factor used to compute the monthly interest charge on the unpaid debt balance.
TOT INT ACCRUED	Total of all interest accrued on the debt over the repayment period
TOT INT COL	Total of all interest collected on the debt over the repayment period.
INT COMP DT	Date interest begins to accrue.
ACCT NBR	This is the account number where the garnishment will be deposited (EFT type only)
PAYEE CODE	A three digit payee code of applicable (EFT type only)
ROUTING NUMBER	The first eight digits of the routing number of the bank where the money will be deposited (EFT type only).
CK DGT	This is the ninth digit of the routing number (EFT type only).
SAV CD	Indicated type of account (EFT type only): C = Checking S = Savings
CASE IDENTIFIER	This is the case number assigned by the legal process (EFT only)
PRIOR COLLECTION: MONTH 0	Prior collection (month of last compute)
PRIOR COLLECTION: MONTH -1	Prior collection (month of last compute less one month)
PRIOR COLLECTION: MONTH -2	Prior collection (month of last compute less two months)
PRIOR COLLECTION: MONTH -3	Prior collection (month of last compute less three months)
PRIOR INT ACCRUED: MONTH 0	Prior interest accrual (month of last compute)
PRIOR INT ACCRUED: MONTH -1	Prior interest accrual (month of last compute less one month)
PRIOR INT ACCRUED: MONTH -2	Prior interest accrual (month of last compute less two months)
PRIOR INT ACCRUED: MONTH -3	Prior interest accrual (month of last compute less three months)
PRIOR INT COLLECTED: MONTH 0	Prior interest collected (month of last compute)
PRIOR INT COLLECTED: MONTH -1	Prior interest collected (month of last compute less one month)
PRIOR INT COLLECTED: MONTH -2	Prior interest collected (month of last compute less two months)
PRIOR INT COLLECTED: MONTH -3	Prior interest collected (month of last compute less three months)

Chapter 5
PAY SEGMENT ANALYSIS

Segment 39 - Advance Pay And Allowances

Introduction Segment 39 contains information on liquidation of a member's Advance Pay and Allowances.

Example:

SEG	HIST	COMPUTE	OBJECT			AMOUNT	VDC				
39	9206	4	11852			\$805.00	01				
START	EFFDTE	TIME	DTPROC	SLC	PAT	DTPREP	DIST	RU	FORM	ENT	ACTION
19920601	19920601	9999	19920519	0	205	19920518	13	01	67	H605	
STOP	19920620	9999	19920620	0	COM	19920620					
INSTALLMENT	BALANCE	NBR	INSTAL	SUSP START		SUSP STOP		SUSP FLAG			
\$0.00	\$0.00	99999999		99999999							
PR1 LIQ	PR2 LIQ	PR3 LIQ	PR4 LIQ								
\$805.00	\$0.00	\$0.00	\$0.00								

Segment 39 data fields This table describes fields unique to Segment 39. Please see page [5-8](#) for descriptions of fields common to all segments.

Field	Description
OBJECT	Object code:
	Code Description
	11802 Officer
	11852 Enlisted
AMOUNT	Total amount of advance.
VDC	See segment 38 .
INSTALLMENT	Not used. Advance is liquidated as accrued.
BALANCE	Balance of advance remaining to be liquidated.
NBR INSTAL	Not used.
SUSP START	Effective start date of suspension.
SUSP STOP	Effective stop date of suspension. It will be 99999999 if the suspension is currently in effect.
SUSP FLAG	1 Liquidation suspended.
	0 Liquidation not suspended.
PR1 LIQ	Prior liquidation (month of last compute)
PR2 LIQ	Prior liquidation (month of last compute less one month)
PR3 LIQ	Prior liquidation (month of last compute less two months)
PR4 LIQ	Prior liquidation (month of last compute less three months)

Chapter 5
PAY SEGMENT ANALYSIS

Segment 40 -- Advance Pay

Introduction Segment 40 contains information on liquidation of a member's Advance Pay.

Example:

SEG	HIST	COMPUTE	OBJECT	AMOUNT	VDC						
40	999999	3	11851	\$1200.00	02						
	EFFDTE	TIME	DTPROC	SLC	PAT	DTPREP	DIST	RU	FORM	ENT	ACTION
START	19990601	9999	19990519	0	438	19990517	33	12	67		H605
STOP	99999999	9999	99999999	0							
INSTALLMENT	BALANCE	NBR	INSTAL	SUSP	START	SUSP	STOP	SUSP	FLAG		
\$100.00	\$100.00	12		99999999		99999999					
PR1 LIQ	PR2 LIQ	PR3 LIQ	PR4 LIQ								
\$100.00	\$100.00	\$100.00	\$100.00								

Segment 40 data fields

This table describes fields unique to Segment 40. Please see page [5-8](#) for descriptions of fields common to all segments.

Field	Description
OBJECT	Object code:
	Code Description
	11801 Officer
	11851 Enlisted
AMOUNT	Total amount of advance.
VDC	See segment 38.
INSTALLMENT	Monthly installment amount.
BALANCE	Balance of advance remaining to be liquidated.
NBR INSTAL	Number of Installments.
SUSP START	Effective start date of suspension.
SUSP STOP	Effective stop date of suspension. It will be 99999999 if the suspension is currently in effect.
SUSP FLAG	1 Liquidation suspended.
	0 Liquidation not suspended.
PR1 LIQ	Prior liquidation (month of last compute)
PR2 LIQ	Prior liquidation (month of last compute less one month)
PR3 LIQ	Prior liquidation (month of last compute less two months)
PR4 LIQ	Prior liquidation (month of last compute less three months)

Chapter 5
PAY SEGMENT ANALYSIS

Segment 41 - Advance BAH/OHA

Introduction Segment 41 contains information on liquidation of a member's Advance BAH/OHA. The name of this segment changed from Advance BAQ/VHA/OHA on 1 January 1998

Example:

SEG	HIST	COMPUTE	OBJECT	AMOUNT	VDC						
41	999999	3	11850	\$1200.00	17						
	EFFDTE	TIME	DTPROC	SLC	PAT	DTPREP	DIST	RU	FORM	ENT	ACTION
START	19990601	9999	19990519	0	438	19990517	14	01	6H		
STOP	99999999	9999	99999999	0							
INSTALLMENT	BALANCE	NBR	INSTAL	SUSP	START	SUSP	STOP	SUSP	FLAG		
\$100.00	\$100.00	12		99999999		99999999					
PR1 LIQ	PR2 LIQ	PR3 LIQ	PR4 LIQ								
\$100.00	\$100.00	\$100.00	\$100.00								

Segment 41 data fields This table describes fields unique to Segment 41. Please see page [5-8](#) for descriptions of fields common to all segments..

Field	Description																				
OBJECT	Object code																				
	<table border="1"> <thead> <tr> <th>Code</th> <th>Description</th> </tr> </thead> <tbody> <tr> <td>11800</td> <td>Officer advance BAH/OHA</td> </tr> <tr> <td>11850</td> <td>Enlisted advance BAH/OHA</td> </tr> <tr> <td>11806</td> <td>Officer advance OHA</td> </tr> <tr> <td>11856</td> <td>Enlisted advance OHA</td> </tr> <tr> <td colspan="2">The following advances are no longer authorized. Previously created segments containing these advances can be identified by object code.</td> </tr> <tr> <td>11853</td> <td>Advance BAS</td> </tr> <tr> <td>11854</td> <td>Advance SEPRATS</td> </tr> <tr> <td>11855</td> <td>Advance LVRATS</td> </tr> <tr> <td>11857</td> <td>Advance SEPRATS-T</td> </tr> </tbody> </table>	Code	Description	11800	Officer advance BAH/OHA	11850	Enlisted advance BAH/OHA	11806	Officer advance OHA	11856	Enlisted advance OHA	The following advances are no longer authorized. Previously created segments containing these advances can be identified by object code.		11853	Advance BAS	11854	Advance SEPRATS	11855	Advance LVRATS	11857	Advance SEPRATS-T
Code	Description																				
11800	Officer advance BAH/OHA																				
11850	Enlisted advance BAH/OHA																				
11806	Officer advance OHA																				
11856	Enlisted advance OHA																				
The following advances are no longer authorized. Previously created segments containing these advances can be identified by object code.																					
11853	Advance BAS																				
11854	Advance SEPRATS																				
11855	Advance LVRATS																				
11857	Advance SEPRATS-T																				
AMOUNT	Total amount of advance.																				
VDC	See segment 38.																				
INSTALLMENT	Monthly installment amount.																				
BALANCE	Balance of advance remaining to be liquidated.																				
NBR INSTAL	Number of Installments.																				

Continued on next page

Chapter 5
PAY SEGMENT ANALYSIS

Segment 41 - Advance BAH/OHA, Continued

Segment 41
data fields
(cont'd)

SUSP START	Effective start date of suspension.
SUSP STOP	Effective stop date of suspension. It will be 99999999 if the suspension is currently in effect.
SUSP FLAG	1 Liquidation suspended. 0 Liquidation not suspended.
PR1 LIQ	Prior liquidation (month of last compute)
PR2 LIQ	Prior liquidation (month of last compute less one month)
PR3 LIQ	Prior liquidation (month of last compute less two months)
PR4 LIQ	Prior liquidation (month of last compute less three months)

Chapter 5
PAY SEGMENT ANALYSIS

Segment 42 - Special Enlistment Program/Selective Reenlistment Bonus/Career Status Bonus

Introduction Segment 42 contains information on a member's entitlement to a Special Enlistment, Selective Reenlistment bonus or Career Status Bonus.

Example:

SEG	HIST	COMPUTE	OBJECT								
42	999999		1265								
	EFFDTE	DTPROC	SLC	PAT	DTPREP	DIST	RU	FORM	ENT	ACTION	
START	20000412	9999	20000512	0	065	20000510	53	38	67	H600	
STOP	20060411	9999	20000512	0	065	20000510	53	38	67	H600	
DT RECOUP	AMT RECOUP	NEXT INSTALL	TOTAL AMT	NBR	INST	INSTALLMENT	COMPUTE	FLAG			
99999999	\$0.00	20000412	\$20251.50	6	1-0	2-0	3-0	4-0	5-0	6-0	
I N S T A L L M E N T A M O U N T S											
1-	\$10125.75	2-	\$2025.15	3-	\$2025.15	4-	\$2025.15	5-	\$2025.15	6-	\$2025.15
I N S T A L L M E N T D A T E S											
1-	20000412	2-	20010412	3-	20020412	4-	20030412	5-	20040412	6-	20050412
RETRO DATE	RETRO AMT	DUE RETRO	COMPUTE	FLAG	SUSPENSE	FLAG	SUSPENSE	DT			
99999999		\$0.00									

CSB example:

SEG	HIST	COMPUTE	OBJECT	CSB							
42	200609	4	1265P								
	EFFDTE	DTPROC	SLC	PAT	DTPREP	DIST	RU	FORM	ENT	ACTION	TYPE-4
START	20010915	9999	20010920	0	259	20010920	53	38	67	H600	1
STOP	20060915	9999	20010920	0	259	20010920	53	38	67	H600	
DT RECOUP	AMT RECOUP	NEXT INSTALL	TOTAL AMT	NBR	INST	INSTALLMENT	COMPUTE	FLAG			
99999999	\$0.00	20010915	\$30000.00	1		1-1	2-1	3-1	4-1	5-1	
I N S T A L L M E N T A M O U N T S											
1-	\$30000.00	2-	\$0.00	3-	\$0.00	4-	\$0.00	5-	\$0.00		
I N S T A L L M E N T D A T E S											
1-	20010915	2-	99999999	3-	99999999	4-	99999999	5-	99999999		

Continued on next page

Chapter 5
PAY SEGMENT ANALYSIS

Segment 42 - Special Enlistment Program/Selective Reenlistment Bonus/Career Status Bonus, Continued

Segment 42 data fields

This table describes fields unique to Segment 42. Please see page 5-8 for descriptions of fields common to all segments.

Field	Description	
OBJECT	Object Code.	
	Code Type of Bonus	
	1130C	PYA PSU Bonus
	1265	Selective Reenlistment Bonus
	1265E	Selective Reenlistment Bonus SRB NON-TAX (Combat Tax Exclusion)
	12651	Special Enlistment Program
	12652	Incentive bonus -"A" School/Striker Incentive Program
	12655	SELRES Reenlistment/Extension LVL I/3 yrs
	12656	Reenlistment/Ext LVL 1/6 yrs
	12657	SELRES Reenlistment/Extension LVL II/3 yrs
	12658	SELRES Reenlistment/Extension LVL II/6yrs
	1265A	SELRES Prior Service LVL I/3yrs
	1265B	SELRES Prior Service LVL I/6yrs
	1265C	SELRES Prior Service LVL II/3yrs
	1265D	SELRES Prior Service LVL II/6yrs
	1265F	SELRES Enlistment LVL I/6yrs
	1265G	SELRES Enlistment LVL II/6yrs
	1265H	SELRES Affiliation LVL 1
	1265I	SELRES Affiliation LVL II
	1265J	SELRES Reenlistment/Extension LVL I or LVL II (3 year – Combat Tax Exclusion) USED ONLY BY PSC
	1265K	SELRES Reenlistment/Ext LVL I or LVL II (6 year – Combat) USED ONLY BY PSC
	1265L	SELRES Affil. .Bonus LVL I (Combat Tax Exclusion) USED ONLY BY PSC
	1265P	CSB Enlisted
	1260P	CSB Officer
1260Q	CSB Officer (combat tax exclusion)	
1265Q	CSB Enlisted (combat tax exclusion)	
1260R	CSB Officer (Puerto Rico combat tax exclusion)	
1265R	CSB Enlisted (Puerto Rico combat tax exclusion)	

Continued on next page

Chapter 5
PAY SEGMENT ANALYSIS

Segment 42 - Special Enlistment Program/Selective Reenlistment Bonus/Career Status Bonus, Continued

Segment 42 data fields (cont'd)

Field	Description	
DT RECOUP	The effective date of an H875; otherwise 99999999.	
AMT RECOUP	Total amount recouped by an H875; otherwise \$0.00.	
NEXT INSTALL	Date of next installment, otherwise 99999999.	
TOTAL AMT	Total amount of Selective Reenlistment Bonus or Special Enlistment Program bonus. For SEP bonus, amount will always be \$2,000.	
NBR INST	Total number of installments over which SRB is paid. TOTAL AMT can be paid in up to 6 installments. For SEP bonus, this number will always be 1.	
INSTALLMENT AMOUNTS	Amount of each individual SRB installment. First installment of an SRB is usually one-half of TOTAL AMT. If an INSTALLMENT AMOUNT is not applicable, a value of \$0.00 will be shown. For SEP, \$2,000 will appear in Installment 1, and all other Installments will be \$0.00.	
INSTALLMENT DATES	Date an installment has been or will be paid. If an INSTALLMENT DATE is not applicable, a value of 99999999 will be shown. For CSB, installment dates are to be set on the anniversary date or 15 January of the anniversary year.	
INSTALLMENT COMPUTE FLAGS	Installment compute flags:	
	Code	Description
	0	An installment will be due but has not been computed on.
	1	An installment was computed on or no installment is due.
RETRO DATE	The effective date of an H601 reporting action by the Board for Correction of Military Records (BCMR) or reporting an out of range SRB; otherwise 99999999.	
RETRO AMT DUE	Total amount payable to the member based on the H601; otherwise \$0.00.	
RETRO COMPUTE FLAG	Retroactive compute flag:	
	Code	Description
	0	Indicates that an H601 has processed and has not been seen by COMPUTE yet.
	1	Indicates that an H601 has been seen by COMPUTE or that no H601 has been processed
SUSPENSE FLAG	Suspense flag	
	Code	Description
	1	A P602 has processed but has not been seen by COMPUTE yet.
	2	A P602 has processed and has been seen by COMPUTE.
	3	A removal of P602 has processed but has not been seen by COMPUTE yet.
	0	A removal of P602 has processed and has been seen by COMPUTE.
	Blank	No P602 has been processed.
DATE	The effective date of the P602; otherwise, 99999999.	

Chapter 5
PAY SEGMENT ANALYSIS

Segment 43 - Miscellaneous Lump Sum Credit

Introduction Segment 43 contains information on a Lump Sum Credit to a member's pay account.

Example:

SEG	HIST	COMPUTE	OBJECT	AMOUNT	TAX	SOURCE	FY-CHG				
43	199105	4	11651	\$104.58	4	00	1				
	EFFDTE	TIME	DTPROC	SLC	PAT	DTPREP	DIST	RU	FORM	ENT	ACTION
START	99999999	9999	19910520	0	LSL	19910520					
STOP	19910426	9999	19910520	0	LSL	19910520					
		DAFIS	ACCOUNTING	STRING							
RTB TOTAL POINTS			00000		RTB P-G						
RTB MO. BASIC PAY			\$0.00		RTB YIS		00				
RTB TIS			000000								
ADJUSTEMENT START					ADJUSTMENT STOP						
ADJUSTMENT RATE			\$0.00								

Segment 43 data fields This table describes fields unique to Segment 43. Please see page [5-8](#) for descriptions of fields common to all segments.

Field	Description	
OBJECT	Object code from the source transaction.	
AMOUNT	Total amount of credit due the member.	
TAX	Tax Code. The taxability of the amount in this segment is based on the codes below.	
	Code	Description
	0	Nontaxable.
	1	Federal income tax withheld.
	2	FICA tax.
	3	Federal/State income tax withheld + FICA tax.
	4	28% Lump Sum Federal/State income tax withheld.
	5	28% Lump Sum Federal/State income tax withheld + FICA tax.
8	Puerto Rico tax withholding only.	
SOURCE	Source Segment Number. Indicates the segment, which is the source of this credit, if applicable. Otherwise, set to 00.	
FY-CHG	Last character of the fiscal year to which this Description is charged.	

Continued on next page

Chapter 5
PAY SEGMENT ANALYSIS

Segment 43 - Miscellaneous Lump Sum Credit, Continued

Segment 43 data fields (cont'd)

Field	Description
DAFIS ACCOUNTING STRING	This field contains the CG DAFIS accounting data required for reserve training.
<i>All of the fields below are used for Reserve Transition Benefits (RTB) and are as of the date of involuntary separation/transfer/discharge from the Selected Reserve between 1 October 1991 through 30 September 1999.</i>	
RTB TOTAL POINTS	Contains total points as of the date of involuntary separation from the Selected Reserve. Used to calculate RTB payment.
RTB MO. BASIC PAY	Contains the amount of monthly basic pay the individual would have been entitled if serving on active duty on the date of member's involuntary separation. Used to calculate RTB payment.
RTB TIS	RTB Time in Service - Indicates total time in service as of the date of member's involuntary separation.
RTB P-G	RTB Paygrade - A three character, alphanumeric field as of the date of member's involuntary separation.
RTB YIS	RTB Years in Service - Category from the pay table that reflects the member's basic pay rate the individual would have been entitled if serving on active duty on the date of member's involuntary separation.
ADJUSTMENT START	The start date of the adjusting period.
ADJUSTMENT STOP	The stop date of the adjusting period
ADJUSTMENT RATE	The rate that was in effect during that period.

Chapter 5
PAY SEGMENT ANALYSIS

Segment 44 - Miscellaneous Lump Sum Debit

Introduction Segment 44 contains information on a Lump Sum Debit from a member's pay account

Example:

SEG 44	HIST 199109	COMPUTE 4	OBJECT 1295		AMOUNT \$38.30	TAX 0	SOURCE 44		HG 1		
	FFDTE	TIME	DTPROC	SLC	PAT	DTPREP	DIST	RU	FORM	ENT	ACTION
START	99999999	9999	19910913	0	406	19910826	53	18	67	H604	
STOP	19910823	9999	19910913	0	406	19910826	53	18	67	H604	
ADJUSTMENT START			DAFIS ACCOUNTING STRING						ADJUSTMENT STOP		
ADJUSTMENT RATE			\$0.00								

Segment 44 data fields This table describes fields unique to Segment 44. Please see page [5-8](#) for descriptions of fields common to all segments.

Field	Description														
OBJECT	Object code from the source transaction.														
AMOUNT	The total amount of the debit.														
TAX	Tax Code. The taxability of the amount in this segment is based on the codes below.														
	<table border="1"> <thead> <tr> <th>Code</th> <th>Description</th> </tr> </thead> <tbody> <tr> <td>0</td> <td>Nontaxable.</td> </tr> <tr> <td>1</td> <td>Federal income tax withheld.</td> </tr> <tr> <td>2</td> <td>FICA tax.</td> </tr> <tr> <td>3</td> <td>Federal/State income tax withheld + FICA tax.</td> </tr> <tr> <td>4</td> <td>28% Lump Sum Federal/State income tax withheld.</td> </tr> <tr> <td>5</td> <td>28% Lump Sum Federal/State income tax withheld + FICA tax.</td> </tr> </tbody> </table>	Code	Description	0	Nontaxable.	1	Federal income tax withheld.	2	FICA tax.	3	Federal/State income tax withheld + FICA tax.	4	28% Lump Sum Federal/State income tax withheld.	5	28% Lump Sum Federal/State income tax withheld + FICA tax.
Code	Description														
0	Nontaxable.														
1	Federal income tax withheld.														
2	FICA tax.														
3	Federal/State income tax withheld + FICA tax.														
4	28% Lump Sum Federal/State income tax withheld.														
5	28% Lump Sum Federal/State income tax withheld + FICA tax.														
SOURCE	Source Segment Number. Indicates the segment, which is the source of this debit, if applicable. Otherwise, set to 00.														
FY-CHG	Last character of the fiscal year to which this Description is charged.														
DAFIS ACCOUNTING STRING	This field contains the CG DAFIS accounting date required for reserve training.														
ADJUSTMENT START	The start date of the adjusting period.														
ADJUSTMENT STOP	The stop date of the adjusting period														
ADJUSTMENT RATE	The rate that was in effect during that period.														

Chapter 5
PAY SEGMENT ANALYSIS

Segment 45 - Special Payment

Introduction Segment 45 contains information on Special Payments.

Example:

SEG	HIST	COMPUTE	OBJECT		AMOUNT					
45	199105	4			\$352.54					
	FFFDTE	DTPROC	SLC	PAT	DTPREP	DIST	RU	FORM	ENT	ACTION
START	19910508	19910510	0	045	19910509		77	00	6H	
STOP	19910508	19910510	0	045	19910509		77	00	6H	
VOUCHER	CANCEL	TYPE	PROC	PAYROLL		NBR				
07747391				07732091						

Segment 45 data fields This table describes fields unique to Segment 45. Please see page 5-8 for descriptions of fields common to all segments.

Field	Description
AMOUNT	Amount paid.
VOUCHER	Voucher number from the money list.
CANCEL	Canceled Check Flag. Valid codes are: 1 Check was canceled. Blank Check issued and negotiated.
TYPE PROC	Type Processing Code. Valid codes are: 3 An off-line cash payment of an advance has been made using the Money List and an advance liquidation segment has been established. Blank An off-line cash payment, other than an advance, has been made using the Money List.
PAYROLL NBR	Payroll number from the Money List or PSC Cash Control Number.

Chapter 5
PAY SEGMENT ANALYSIS

Segment 46 - Overseas Housing Allowance/Interim Housing Allowance

Introduction Segment 46 contains information on a member's entitlement to OHA or IHA.

Example

SEG	HIST	COMPUTE	OBJECT	AMOUNT	CURRENCY
46	999999	3	1240R	\$2417.40	
	EFFDTE	TIME	DTPROC	SLC PAT	DTPREP
START	20000101	9999	19991216	1	LPC 19991216
STOP	99999999	9999	99999999	0	
	DIST RU	FORM	ENT	ACTION	
	00	00			
DEP-STAT	LOC-CODE	US-RENT	US-UTILITY	NBR SHARERS	OWNER/RENTER/CODE
W8	BA001	\$2394.00	\$138.30	000	R
					UTIL-IND
					A
	ITOA	US-CEILING	MIHA	RENT PAID IN FC	BAH-II
	\$999.99	\$2606.38	\$204.79	900.14	\$799.50
	JFTR	CEILING	INFO	JFTR	UTILITY
	AMOUNT	CODE	EXCHANGE RATE	AMOUNT	CODE
	980.00	BA	2.659574000	52.00	BA
					EXCHANGE RATE
					2.659574000

Segment 46 data fields This table describes fields unique to Segment 46. Please see page [5-8](#) for descriptions of fields common to all segments.

Field	Description
OBJECT	Object code:
	Code Description
	1240R Officer OHA
	1245R Enlisted OHA
	1240I Officer Interim Housing Allowance
1245I Enlisted Interim Housing Allowance	
OHA/INT-HOLA AMT	Monthly amount of Overseas Housing Allowance/Interim Housing Allowance based on most recent P609.
CURRENCY	Currency Code. This field is no longer used and will be blank.
OHA/INT- HOLA- INIT- TERM-OCC- EXP	Monthly Initial/Terminal Occupancy Expense recorded on most recent P609 or H609.
US-CEILING	Rental Ceiling Amount in U.S. dollars recorded on most recent P609.

Continued on next page

Chapter 5
PAY SEGMENT ANALYSIS

Segment 46 - Overseas Housing Allowance/Interim Housing Allowance, Continued

Segment 46 data fields (cont'd)

Field	Description	
DEP-STAT	Dependent Status based on most recent P609. Valid codes are:	
	Code	Description
	WD	Member with dependents and accompanied.
	W8	Member without dependents or unaccompanied whose lease was negotiated after 1 October 1984.
LOC-CODE	A five-character alphanumeric locality code from the most recent P609.	
US-RENT	Monthly Rent in U.S. dollars recorded on the most recent P609.	
US-UTILITY	Monthly Utility/Recurring Maintenance Allowance in U.S. dollars recorded on the most recent P609.	
NBR SHARERS	Number of Sharers recorded on the most recent P609.	
OWNER/RENTE R/ CODE	Homeowner or Renter Code recorded on most the recent P609. Valid codes are:	
	Code	Description
	R	Renter
	H	Homeowner
UTIL-IND	JFTR Utility Indicator recorded on most recent P609. Valid codes are:	
	Code	Description
	A	All utilities included in the rent.
	B	No utilities included in the rent.
	25	Some utilities included in the rent, and member entitled to 25% of utility/recurring maintenance allowance.
	65	Some utilities included in the rent, and member entitled to 65% of utility/recurring maintenance allowance.
	100	Some utilities included in the rent, and member entitled to 100% of utility/recurring maintenance allowance.
MIHA	Total Move-in Housing Allowance Payment.	
RENT PAID IN FC	Monthly rent if paid in foreign currency.	
BAH-II	The amount of BAH Type II included in OHA amount.	

Continued on next page

Chapter 5
PAY SEGMENT ANALYSIS

Segment 46 - Overseas Housing Allowance/Interim Housing Allowance, Continued

Segment 46 data fields (cont'd)

Field	Description
JFTR CEILING AMOUNT	Ceiling amount in local currency.
JFTR CEILING CODE	Currency code pertaining to the ceiling amount.
JFTR CEILING EXCHANGE RATE	Rate used to convert JFTR ceiling amount to U.S. dollars.
JFTR UTILITY AMOUNT	Utility amount in local currency.
JFTR UTILITY CODE	Currency code pertaining to the utility amount
JFTR UTILITY EXCHANGE RATE	Rate used to convert JFTR utility amount to U.S. dollars

Chapter 5
PAY SEGMENT ANALYSIS

Segment 47 - Miscellaneous Credit Indefinite

Introduction Segment 47 contains information on a Credit to a member's pay account, which will run for an indefinite period.

Example

SEG	HIST	COMPUTE	OBJECT	AMOUNT	TAX	SOURCE	FY-CHG				
47	999999	3	12903	\$93.64	0	34					
	EFFDTE	TIME	DTPROC	SLC	PAT	DTPREP	DIST	RU	FORM	ENT	ACTION
START	19930101	0700	19930304	0	111	19930303	53	16	67		H670
STOP	999999999	9999	99999999	0							
			DAFIS ACCOUNTING STRING								

Segment 47 data fields This table describes fields unique to Segment 47. Please see page [5-8](#) for descriptions of fields common to all segments.

Field	Description
OBJECT	Object code from the transaction.
AMOUNT	Amount to be credited.
TAX	<p>Tax Code. The taxability of this segment is based on the taxability of the entitlement identified by the source segment found in SOURCE, not on the value in the TAX field. Valid codes are:</p> <p>0 Non-taxable.</p> <p>1 Federal income tax withheld*.</p> <p>2 FICA tax.</p> <p>3 Federal income tax withheld + FICA tax*.</p> <p>4 Current Lump Sum Federal income tax withheld*.</p> <p>6 Current Lump Sum Federal income tax withheld + FICA tax*.</p> <p>*Includes state income tax withheld where applicable.</p>
SOURCE	Source Segment Number. Indicates the segment, which is the source of this credit.
FY-CHG	Not used.
DAFIS ACCOUNTING STRING	This field contains the CG DAFIS accounting data required for reserve training.

Chapter 5
PAY SEGMENT ANALYSIS

Segment 48 - Miscellaneous Debit Indefinite

Introduction Segment 48 contains information on a Debit from a member's pay account, which will run for an indefinite period.

Example

SEG	HIST	COMPUTE	OBJECT	AMOUNT	TAX	SOURCE	FY-CHG				
48	999999	3	12903	\$502.20	0		17				
	EFFDTE	TIME	DTPROC	SLC	PAT	DTPREP	DIST	RU	FORM	ENT	ACTION
START	19930101	0200	19930304	0	111	19930303	53	16	67		H672
STOP	99999999	9999	99999999	0							
	DAFIS ACCOUNTING STRING										

Segment 48 data fields This table describes fields unique to Segment 48. Please see page [5-8](#) for descriptions of fields common to all segments.

Field	Description														
OBJECT	Object code from the transaction.														
AMOUNT	Amount to be debited.														
TAX	Tax Code. The taxability of the amount in this segment is based on the codes below.														
	<table border="1" style="width: 100%;"> <thead> <tr> <th style="text-align: center;">Code</th> <th style="text-align: center;">Description</th> </tr> </thead> <tbody> <tr> <td style="text-align: center;">0</td> <td>Nontaxable.</td> </tr> <tr> <td style="text-align: center;">1</td> <td>Federal income tax withheld.</td> </tr> <tr> <td style="text-align: center;">2</td> <td>FICA tax.</td> </tr> <tr> <td style="text-align: center;">3</td> <td>Federal/State income tax withheld + FICA tax.</td> </tr> <tr> <td style="text-align: center;">4</td> <td>28% Lump Sum Federal/State income tax withheld.</td> </tr> <tr> <td style="text-align: center;">5</td> <td>28% Lump Sum Federal/State income tax withheld + FICA tax.</td> </tr> </tbody> </table>	Code	Description	0	Nontaxable.	1	Federal income tax withheld.	2	FICA tax.	3	Federal/State income tax withheld + FICA tax.	4	28% Lump Sum Federal/State income tax withheld.	5	28% Lump Sum Federal/State income tax withheld + FICA tax.
Code	Description														
0	Nontaxable.														
1	Federal income tax withheld.														
2	FICA tax.														
3	Federal/State income tax withheld + FICA tax.														
4	28% Lump Sum Federal/State income tax withheld.														
5	28% Lump Sum Federal/State income tax withheld + FICA tax.														
SOURCE	Source Segment Number. Indicates the segment, which is the source of this credit.														
FY-CHG	Not used.														
DAFIS ACCOUNTING STRING	This field contains the CG DAFIS accounting data required for reserve training.														

Chapter 5
PAY SEGMENT ANALYSIS

Segment 49 - Flight Deck Hazardous Duty Pay/Visit, Board, Search & Seizure (FDHDIP/VBSS)

Introduction

Segment 49 contains information on a member's entitlement to Flight Deck Hazardous Duty Pay or Visit, Board, Search & Seizure

Example:

SEG	HIST	COMPUTE	OBJECT	AMOUNT							
49	199906	4	1125H	\$150.00							
	EFFDTE	TIME	DTPROC	SLC	PAT	DTPREP	DIST	RU	FORM	ENT	ACTION
START	19990501	9999	19990603	0	478	19990602	33	12	67		P607
STOP	19990531	9999	19990603	0	478	19990602	33	12	67		P607

Segment 49 data fields

This table describes fields unique to Segment 49. Please see page [5-8](#) for descriptions of fields common to all segments.

Field	Description	
OBJECT	Object code:	
	Code	Description
	1120H	Officer
	1125H	Enlisted
AMOUNT	Monthly rate from pay table.	

Chapter 5
PAY SEGMENT ANALYSIS

Segment 50 - Fines

Introduction Segment 50 contains information on deductions made from a member's pay account for fines.

Example:

SEG	HIST	COMPUTE	OBJECT	COURT-TYPE	COLL	FORF-SUSP				
50	199207	4	D1552	B	1	0				
	EFFDTE	DTPROC	SLC	PAT	DTPREP	DIST	RU	FORM	ENT	ACTION
START	19920609	19920707	0	284	199230702	98	05	6A		
STOP	19920720	19920720	0	COM	19920720					
MO AMT	NBR	MOS	TOT AMT	AMT PD TO DT	REFUND DT	REM/SEP/SUSPENSE DT				
\$2000.00	001		\$2000.00	\$2000.00	99999999	99999999				
PR1 COLL	PR2 COLL	PR3 COLL	PR4 COLL							
\$2000.00	\$0.00	\$0.00	\$0.00							

Segment 50 data fields This table describes fields unique to Segment 50. Please see page [5-8](#) for descriptions of fields common to all segments.

Field	Description	
OBJECT	Object code:	
	Code	Description
	D1502	Officer
	D1552	Enlisted
COURT TYPE	Code for type of court:	
	Code	Description
	A	General courts-martial.
	B	General courts-martial by military judge alone.
	C	Special courts-martial.
	D	Special courts-martial by military judge alone.
COLL	Collection type flag code:	
	Code	Description
	1	Member requests monthly installments.
	2	Member requests a one-time checkage.
FORF-SUSP	Not used.	
MO AMT	Monthly amount of fine.	
NBR MOS	Number of months of collection.	
TOT AMT	Total amount of fine.	
AMT PD TO DT	Total amount paid to date.	
REFUND DT	Not used.	

Continued on next page

Chapter 5
PAY SEGMENT ANALYSIS

Segment 50 - Fines, Continued

Segment 50 data fields This table describes fields unique to Segment 50. Please see page 5-8 for descriptions of fields common to all segments.

Field	Description
REM/SEP/ SUSPENSE DT	Not used.
PR1 COLL	Prior collection (month of last compute)
PR2 COLL	Prior collection (month of last compute less one month)
PR3 COLL	Prior collection (month of last compute less two months)
PR4 COLL	Prior collection (month of last compute less three months)

Chapter 5
PAY SEGMENT ANALYSIS

Segment 51 - Forfeitures

Introduction Segment 51 contains information on Forfeitures from a member's pay account.

Example:

SEG	HIST	COMPUTE	OBJECT	COURT-TYPE	COLL	FORF-SUSP				
51	199304	4	D1551	F		0				
	EFFDTE	DTPROC	SLC	PAT	DTPREP	DIST	RU	FORM	ENT	ACTION
START	19930217	19930225	0	109	19930223	33	13	6A		
STOP	19930331	19930420	0	COM	19930420				S	
MO AMT	NBR	MOS	TOT AMT	AMT PD TO DT	REFUND DT			REM/SEP/SUSPENSE DT		
\$100.00	003		\$300.00	\$146.66		99999999		99999999		
PR1 COLL		PR2 COLL	PR3 COLL	PR4 COLL						
\$146.66		\$0.00	\$0.00	\$0.00						

Segment 51 data fields This table describes fields unique to Segment 51. Please see page [5-8](#) for descriptions of fields common to all segments.

Field	Description	
OBJECT	Object code:	
	Code	Description
	D1501	Officer
	D1551	Enlisted
COURT TYPE	Code for type of court:	
	Code	Description
	A	General courts-martial.
	B	General courts-martial by military judge alone.
	C	Special courts-martial.
	D	Special courts-martial by military judge alone.
	E	Summary courts-martial.
F	Non-Judicial Punishment.	
COLL	Collection type flag code:	
	Code	Description
	1	Member requests monthly installments
	2	Member requests a one-time checkage
FORF-SUSP	Forfeiture suspense flag code:	
	Code	Description
	0	Forfeiture not suspended.
	1	Forfeiture suspended by transaction.

Continued on next page

Chapter 5
PAY SEGMENT ANALYSIS

Segment 51 - Forfeitures, Continued

Segment 51 data fields (cont'd)

Field	Description
NBR MOS	Number of months of collection.
TOT AMT	Total amount of the forfeiture.
AMT PD TO DT	Total amount paid to date.
REFUND DT	Not used.
REM/SEP/ SUSPENSE DT	Not used.
PR1 COLL	Prior collection (month of last compute)
PR2 COLL	Prior collection (month of last compute less one month)
PR3 COLL	Prior collection (month of last compute less two months)
PR4 COLL	Prior collection (month of last compute less three months)

Chapter 5
PAY SEGMENT ANALYSIS

Segment 52 - Permanent Unit

Introduction

Segment 52 contains information about a member's unit assignment.

Example:

SEG	HIST	COMPUTE	OBJECT	UNIT	OPFAC	TYPE	DUTY
52	999999			53	47400	P	
	EFFDTE	TIME	DTPROC	SLC	PAT	DTPREP	DIST RU FORM ENT ACTION
START	19990702	1900	19990706	0	199	19990702	53 02 68
STOP	99999999	9999	99999999	0			

Segment 52 data fields

This table describes fields unique to Segment 52. Please see page [5-8](#) for descriptions of fields common to all segments.

Field	Description	
HIST	Set to 999999 by UPDATE when the segment is opened and set to current year and month (YYYYMM) by UPDATE when the segment is closed.	
COMPUTE	Set to Blank by UPDATE when the segment is opened and set to 4 by UPDATE when it is closed.	
OBJECT	Not used.	
UNIT OPFAC	Member's permanent unit OPFAC from the reporting PCS endorsement (L68C). Will be blank if built by Commissioned Officer Initial Information Tape (L19A).	
TYPE DUTY	Type of duty code:	
	Code	Description
	P	Member is at unit for permanent duty.
	T	Member is at unit for temporary duty (TEM DU).
	Blank	If built by Commissioned Officer Initial Information Tape (L19A).

Chapter 5
PAY SEGMENT ANALYSIS

Segment 53 - HADA/HAOS

Introduction Segment 53 contains information on a member's Home Awaiting Disciplinary Action or Home Awaiting Orders Status

Example:

SEG	HIST	COMPUTE	OBJECT	KILL DT	RE DTY TP						
53	199106	4		19900419	D						
	EFFDTE	TIME	DTPROC	SLC	PAT	DTPREP	DIST	RU	FORM	ENT	ACTION
START	19900418	9999	19900421	0	163	19900419	13	01	68		
STOP	19910527	2400	19910604	0	213	19910530	98	05	67	P993	

Segment 53 data fields This table describes fields unique to Segment 53. Please see page [5-8](#) for descriptions of fields common to all segments.

Field	Description	
OBJECT	Blank.	
KILL DT	Date on which leave will no longer accrue.	
RE DTY TP	Nature of duty code:	
	Code	Description
	B	HAOS, Home Awaiting Orders Status, pursuant to <u>Article 7.A.5.g, Coast Guard Personnel Manual, COMDTINST M1000.6</u> (series).
D	HADA, Home Awaiting Disciplinary Action, also called Appellate Leave, pursuant to <u>Article 7.A.21, Coast Guard Personnel Manual, COMDTINST M1000.6</u> (series).	

Chapter 5
PAY SEGMENT ANALYSIS

Segment 54 - VEAP Education Allotment

Introduction Segment 54 contains information on a member's contribution to the Veterans' Education Allotment Program.

Example:

SEG	HIST	COMPUTE	OBJECT	ERR-SSN	NAME	TOT-CONTR-TO-DT					
54	999999	3	D025E			\$1900.00					
START	EFFDTE	TIME	DTPROC	SLC	PAT	DTPREP	DIST	RU	FORM	ENT	ACTION
STOP	99999999	9999	99999999	0	074	19870220	05	00	6D		
EST	SPLIT-IND	HIST-IND	RETRO-IND	CRECTN-CD	CHG-IND	ALLOT-NBR	RSN-TERM/DT/CODE				
1	0		0		0	001	999999				
CHANGE-DT	RECUR-CD	RECUR-BGN	ALLOT-CURNT-DT	ACT/INACT	PURPOSE	LUMP-SUM-AMT					
999999	40	8703		A	E	\$0.00					
SPLIT	BGN/END-DT	MTH-DED	HIST	BGN/END-DT	AMOUNT	RETRO	BGN/END-DT/AMOUNT				
1 ST	198703 198703	\$25.00		1 ST 999999 999999	\$0.00	1 ST	999999 999999	\$0.00			
2 ND	999999 999999	\$25.00		2 ND 999999 999999	\$0.00	2 ND	999999 999999	\$0.00			
CODE	RSN-TRM	AMT-VA	AMT-CG	TYPE	DATE	MTH-DED	CUM-MTH	NET-CHG			
PROCEEDS						\$25.00	\$0.00	\$0.00			
RETRO		\$0.00	\$0.00								

Segment 54 data fields This table describes fields unique to Segment 54. Please see page [5-8](#) for descriptions of fields common to all segments.

Field	Description
OBJECT	Object code:
	Code Description
	D020E Officer
	D025E Enlisted
ERR-SSN	Erroneous SSN. Record of member's SSN before a correction had taken place.
NAME	Prior Name. Used to record any prior name the member may have used.
TOT-CONTR-TO-DT	Total VEAP Contribution to Date for this segment.
EST	Establishment code:
	Code Description
	12 The month of establishment only.
	Blank All other months.

Continued on next page

Chapter 5
PAY SEGMENT ANALYSIS

Segment 54 - VEAP Education Allotment, Continued

Segment 54 data fields (cont'd)

Field	Description	
SPLIT IND	VEAP Allotment Segment Split Indicator Flag code:	
	Code	Description
	1	Active segment split.
	0	No active segment split
HIST-IND	History Segment Split Indicator Flag code:	
	Code	Description
	1	Active segment split.
	0	No active segment split
RETRO-IND	Retroactive Segment Split Indicator Flag code:	
	Code	Description
	1	Active retro split (lump sum payment on file)
	0	No active retro split.
CRECTN-CD	Correction code:	
	Code	Description
	05	The month a correction processes.
	Blank	All other months.
CHG-IND	Change Indicator code:	
	Code	Description
	C	A change has processed against this segment.
	Blank	No change has ever occurred to this segment.
ALLOT-NBR	Allotment Number, always 001.	
RSN-TERM/ DT/CODE	VEAP Reason/Termination/Date codes:	
	Code	Description
	RSN-TERM	Not used.
	DTVEAP	Termination Date, (YYYYMM)
	CODEVEAP	Termination Code set to 50 when a termination occurs.
CHANGE-DT	Change Date. Year and month a money change is effective.	

Continued on next page

Chapter 5
PAY SEGMENT ANALYSIS

Segment 54 - VEAP Education Allotment, Continued

Segment 54 data fields (cont'd)

Field	Description	
RECUR-CD	VEAP Allotment Recurring code:	
	Code	Description
	40	When actively reporting to the VA.
	Blank	The month of establishment or when this allotment is not active.
RECUR-BGN	Date the current allotment amount began. Year and month only.	
ALLOT-CURNT DT	Not used.	
ACT/INACT	Active/Inactive Segment Indicator code:	
	Code	Description
	A	Active segment.
	I	Inactive segment.
PURPOSE	Purpose Code, always "E".	
LUMP-SUM- AMT	Lump Sum Contribution Amount.	
SPLIT 1ST	First Segment Split. Following is information on the original allotment:	
BGN/END-DT	Original Segment Begin and End Date (YYYYMM). End date is the same as begin date.	
MTH-DED	Original Segment Monthly Deduction Amount.	
SPLIT 2ND	Second Segment Split, not used.	
BGN/END-DT	Second Segment Split Begin and End Date (YYYYMM) not used.	
MTH-DED	Second Segment Split Monthly Deduction Amount, not used.	
HIST 1ST	First History Segment Split, not used.	
BGN/END-DT	First History Segment Split Begin and End Date (YYYYMM) not used.	
AMOUNT	First History Segment Split Monthly Amount, not used.	
HIST 2ND	Second History Segment Split, not used.	
BGN/END-DT	Second History Segment Split Begin and End Date (YYYYMM) not used.	
AMOUNT	Second History Segment Split Monthly Amount, not used.	
RETRO 1ST	First Retroactive Segment Split, used for retroactive lump sum payments.	
BGN/END-DT	First Retroactive Segment Split Begin and End Date (YYYYMM).	
AMOUNT	First Retroactive Segment Split Monthly Amount.	

Continued on next page

Chapter 5
PAY SEGMENT ANALYSIS

Segment 54 - VEAP Education Allotment, Continued

Segment 54 data fields (cont'd)

Field	Description
RETRO 2ND	Second Retroactive Segment Split, used for retroactive lump sum payments.
BGN/END-DT	Second Retroactive Segment Split Begin and End Date (YYYYMM).
AMOUNT	Second Retroactive Segment Split Monthly Amount.
PROCEEDS	Proceeds data is no longer required by the VA.
CODE	Not used.
RSN-TRM	Not used.
AMT-VA	Not used.
AMT-CG	Not used.
TYPE	Not used.
DATE	Not used.
MTH-DED	VEAP Current Monthly Deduction Amount. May be different than the original monthly deduction amount shown in Split 1.
CUM-MTH	Not used.
NET-CHG	Net Change Amount. Monetary difference between old and new allotment amounts.
RETRO	Retroactive transaction data.
CODE	VEAP Retro Code. Valid codes are: 35 Retro transaction. 12 Retro establishment transaction.
RSN-TRM	VEAP Retro Reason Term Code. The only valid code is "OT" (money changes only).
AMT-VA	Retroactive Amount due VA.
AMT-CG	Retroactive Amount due USCG.

Chapter 5
PAY SEGMENT ANALYSIS

Segment 55 - Cash Deposit

Introduction Segment 55 contains information on Cash Deposits to a member's account.

Example:

SEG	HIST	COMPUTE	OBJECT	VOUCHER	AMOUNT						
55	199102	4	01052	99999999	\$413.05						
	EFFDTE	TME	DTPROC	SLC	PAT	DTPREP	DIST	RU	FORM	ENT	ACTION
START	99999999	9999	19910212	0	105	19910208	53	00	67		H605
STOP	19910206	9999	19910212	0	105	19910208	53	00	67		H605

Segment 55 data fields This table describes fields unique to Segment 55. Please see page [5-8](#) for descriptions of fields common to all segments.

Field	Description	
OBJECT	Object code:	
	Code	Description
	01002	Officer
	01052	Enlisted
VOUCHER	This field contains the daily cash log or credit card confirmation number used by PSC(DC).	
AMOUNT	Amount of the Cash Deposit.	

Chapter 5
PAY SEGMENT ANALYSIS

Segment 56 – Hospitalization

Introduction This Segment is not currently used.

Example:

SEG	HIST	COMPUTE		OBJECT							
56	999999										
	EFFDTE	TIME	DTPROC	SLC	PAT	DTPREP	DIST	RU	FORM	ENT	ACTION
START	19910407	0800	19910424	0	111	19910424	12	30	69		MMS5
STOP	19910416	1118	19910424	0	111	19910424	12	30	69		MMS5

Segment 56 data fields Segment 56 does not contain any unique data fields. Please see page [5-8](#) for descriptions of fields common to all segments.

Chapter 5
PAY SEGMENT ANALYSIS

Segment 57 - Pay Status, Continued

Segment 57 data fields (cont'd)

Field	Description		
STATUS CODE (continued)	Code	Status	Entitled to pay
	R1	Select Reserve and Reserve Individual Ready on active duty less than 30 days or is a drilling reserve - not entitled leave	Yes
	CC	Civilian Confinement	No
	MS	Missing (regular and reserve paid by JUMPS)	No
	UE	Unauthorized absence excused. Civilian confinement	No
	CS	Military confinement (member not entitled to pay and allowances)	No
	CR	Military Confinement (reserve member not paid by JUMPS)	No
	DD	Death	No
	DS	Deserter	No
	EC	Enlistment canceled	No
	EX	Excess leave	No
	HD	Home awaiting disciplinary Description, leave has expired	No
	IL	Absence due to illness	No
	MC	Military confinement for civilian authorities	No
	MF	Military confinement for civilian authorities in a foreign country	No
	RI	Reserve Standby and Reserve Awaiting Age 60 Retirement (not paid by JUMPS)	No
	RS	Missing (reserve not paid by JUMPS)	No
	SP	Discharged/Retired from the regular component or Discharged/Age 60 Retirement from the reserve component	No
	UA	Unauthorized absence	No
MEMBER TYPE	Displays the three-character member type for the period of service covered by segment 57. Member's code doesn't change for duty types of Involuntary Active Duty, Title 10, Involuntary Active Duty, Title 14, and Active Duty for Health Care (ADHC). Refer to MB-TY of the Fixed Data fields for valid codes.		

Continued on next page

Chapter 5
PAY SEGMENT ANALYSIS

Segment 57 - Pay Status, Continued

Segment 57 data fields (cont'd)

Field	Description
SERVICE BR	Displays the branch of service for the period of service covered by segment 57. Valid codes are:
	Code Service branch
	A Coast Guard
	B Coast Guard Reserve
	C Navy
	D Navy Reserve
	E Army
	F Army Reserve
	G Air Force
	H Air Force Reserve
	I Marine Corps
	J Marine Corps Reserve
	K Public Health Service
	L National Guard
M National Oceanographic and Atmospheric Administration	
N Coast Guard Cadet	
HIGH GRADE	Displays the highest grade attained by the member during the period of service covered by segment 57. This field will only be posted when reporting prior periods of service that are not already recorded in segments 57 and 58 of the JUMPS pay file.

Continued on next page

Chapter 5
PAY SEGMENT ANALYSIS

Segment 57 - Pay Status, Continued

Segment 57 data fields (cont'd)

Field	Description
RCAT	Identifies which reserve category a reserve member is assigned. Valid codes:
	Code Reserve category
	R Ready Reserve
	S Standby Reserve (Active Status)
I Standby Reserve (Inactive Status)	
RCLAS	Denotes the classification of the reserve member. See COMDTINST M1001.28 (series) Reserve Policy Manual, <u>Section 1-D-3</u> .
RTRPA/CAT	Indicates the training and pay category to which the reserve member has been assigned. Member's code doesn't change for duty types of Involuntary Active Duty, Title 10, Involuntary Active Duty, Title 14, and Active Duty for Health Care (ADHC). Training pay category M (mobilized) is no longer. These members can be found using duty codes for Involuntary Active Duty. COMDTINST M1001.28 (series) Reserve Policy Manual, <u>Section 1-D-5</u> .

Chapter 5
PAY SEGMENT ANALYSIS

Segment 58 - Pay Grade

Introduction Segment 58 contains the member's pay grade and years of service for pay purposes.

Example:

SEG	HIST	COMPUTE	OBJECT	GRADE	LONG YRS	ACTUAL YEARS
58	999999	3		E8	20	20
	EFFDTE	TIME	DTPROC	SLC PAT	DTPREP	DIST RU FORM ENT ACTION
START	19991023	9999	19990920	1 AUP	19990920	L
STOP	99999999	9999	99999999	0		

Segment 58 data fields This table describes fields unique to Segment 58. Please see page [5-8](#) for descriptions of fields common to all segments.

Field	Description
OBJECT	Blank.
GRADE	Pay Grade, from an accessions or promotion/demotion transaction. Valid grades are: E1 through E10. W1 through W4. O1 through O10. O1E through O3E.
LONG YRS	Long Years. This is the lowest longevity category on the pay table, which reflects the member's current basic pay rate.
ACTUAL YEARS	Actual Years. This is the longevity category into which the member falls, from the following categories: 00 (i.e., less than 2), (greater than) 02, 03, 04, 06, 08, 10, 12, 14, 16, 18, 20, 22, 24, 26, 30. It is calculated by subtracting the PEBD from the start date and comparing the result against the categories above. This Field may be equal to or greater, but never less than, Years in Service.
ENT	First letter of the member's rate (e.g. Y= Yeoman).

Chapter 5
PAY SEGMENT ANALYSIS

Segment 59 – TAD (Obsolete effective 01 Aug 86)

Introduction This Segment is not currently used.

Example:

SEG	HIST	COMPUTE	OBJECT								
59	999999	3									
	EFFDTE	TIME	DTPROC	SLC	PAT	DTPREP	DIST	RU	FORM	ENT	ACTION
START	19901001	1200	19910424	0	017	19910424	53	06	69		MMS5
STOP	99999999	9999	99999999	0							

Segment 59 data fields Segment 59 does not have any unique data fields. Please see page [5-8](#) for descriptions of fields common to all segments.

Chapter 5
PAY SEGMENT ANALYSIS

Segment 60 - Aviation Data

Introduction Segment 60 contains a member's Aviation Data.

Example:

SEG	HIST	COMPUTE									
60	999999	3									
	EFFDTE	TIME	DTPROC	SLC	PAT	DTPREP	DIST	RU	FORM	ENT	ACTION
START	19970708	9999	19970721	1	263	19970718	11	20	68		
STOP	99999999	9999	99999999	0							
ACIP	GATE 1	GATE 2	OSD	OPFLY 10/91		GRANDFLG					
1	3	2	3	19750528		1506 2					
ASED	ASD	TOT	OPFLY	GATE 1	OPFLY	GATE 2	OPFLY	CUFLST			
19760322	19760322	2401	1100	1800		DIFOPS					

Segment 60 data fields This table describes fields unique to Segment 60. Please see page [5-8](#) for descriptions of fields common to all segments.

Field	Description					
ACIP	Aviation Career Incentive Pay code:					
	First digit		Second digit		Third digit	
	1	DIFOPS, Duty in flying operations	1	Ineligible for ACIP	1	ACIP suspended
	2	DIFPRO, Duty in flying proficiency	2	Month to month ACIP	2	Receiving ACIP
	3	DIFDEN, Duty in flying denied	3	Continuous ACIP	3	Not receiving ACIP
9	Administrative or Medical suspension	Blank	Not seen by COMPUTE yet	Blank	Not seen by COMPUTE yet.	
GATE 1	12 Year Gate Status code:					
	Code	Status				
	0	Gate not reached				
	1	Gate failed				
	2	Gate passed				
Blank	Not seen by COMPUTE yet					

Continued on next page

Chapter 5
PAY SEGMENT ANALYSIS

Segment 60 - Aviation Data, Continued

Segment 60 data fields (cont'd)

Field	Description	
GATE 2	18 Year Gate Status code	
	Code	Status
	0	Gate not reached
	1	Gate failed (less than 108 months)
	2	Gate passed entitled to continuous ACIP to 22 years of aviation service
	3	Gate passed, entitled to continuous ACIP to 25 years of aviation service (132 months or more)
	Blank	Not seen by COMPUTE yet
OSD	Officer Service Date (OSD), the date the officer was commissioned.	
OPFLY 10/91	Total operational fly time as of 1 Oct 91. field will be 0000 if GRANDFLG = 0.	
GRANDFLG	Grandfather Flag indicating eligibility code for ACIP:	
	Code	Status
	0	ASED less than 6 years as of 1 Oct 91
	1	ASED 6 years or more as of 1 Oct 91, but has not passed Gate 1
	2	Passed Gate 1 as of 1 Oct 91
	Blank	Not an Aviator as of 1 Oct 91
ASED	Aviation Service Entry Date (ASED), the date the officer entered aviation service.	
ASD	Aviation Service Date (ASD), the date the member began flying as an officer.	
TOT OPFLY	Total operational fly time in years and months (YYYYMM).	
GATE 1 OPFLY	Total operational fly time in first gate in years and months (YYYYMM).	
GATE 2 OPFLY	Total operational fly time in second gate in years and months (YYYYMM).	
CUFLST	Current Flight Status. Valid codes are: DIFOPS DIFPRO DIFDEN	

Chapter 5
PAY SEGMENT ANALYSIS

Segment 61 – (Post Jan 2001) Reserve Deduction Segment,
Continued

Segment 61 data fields (cont'd)

Field	Description	
AMOUNT	Monthly premium -- SELRES Only <ul style="list-style-type: none"> • Dental premium for SELRES is the same for all enrolled members and it changes yearly • Long Term Care premiums are provided by the contractor for each member and the amount will be different for each member. 	
PREMIUM CODE	Indicates the premium option for the member.	
	Code	Coverage
	Blank	SELRES member
PREMIUM START DATE	Not used for SELRES Dental and Long Term Care Insurance.	
SERVICE BR	Service branch code:	
	Code	Branch of service
	C	Coast Guard
	O	NOAA
STATUS	Status code:	
	Code	Status
	A	Active duty
	B	Active duty (recalled from retirement)
	V	Reserve
PLAN DATE	Not used for SELRES Dental and Long Term Care Insurance.	
TERM CODE	Not used for SELRES Dental and Long Term Care Insurance.	
LTC PAID CODE	Y = Paid and N = Not Paid	
SEG TYPE CODE	1 = long Term Care and 0 = Dental	

Chapter 5
PAY SEGMENT ANALYSIS

Segment 61 – (Pre Jan 2001)TRICARE Family Member Dental Insurance Program

Introduction

Segment 61 retained below originally was used for both SELRES and Active Duty TRICARE Dental Insurance program deductions. It was discontinued for Active Duty after end-month compute in December 2000. From that date until October 2002, it was used for SELRES Dental Insurance Program only. An (*) indicates Field(s) originally used for the Active Duty Dental which were not used for SELRES Dental. Segment 61 as shown below is for historical purposes only. Refer to the previous Segment 61 for current use.

Example:

SEG	HIST	COMPUTE	OBJECT	AMOUNT	PREMIUM CODE						
61	999999	3	D1652	\$21.33	2						
	EFFDTE	TIME	DTPROC	SLC	PAT	DTPREP	DIST	RU	FORM	ENT	ACTION
START	19990701	9999	19990625	1	DPX	1999013B					
STOP	99999999	9999	99999999	0							
	PREMIUM	START DATE	SERVICE BR	STATUS	PLAN DATE	TERM CODE					
	19930301		P	A	19930301						

Segment 61 data fields

This table describes fields unique to Segment 61. Please see page 5-8 for descriptions of fields common to all segments.

Field	Description																		
OBJECT	Object code:																		
	<table border="1" style="width: 100%;"> <thead> <tr> <th style="text-align: left;">Code</th> <th style="text-align: left;">Description</th> </tr> </thead> <tbody> <tr> <td>D1601</td> <td>Officer single deduction</td> </tr> <tr> <td>D1651</td> <td>Enlisted single deduction</td> </tr> <tr> <td>D1604</td> <td>SELRES Officer dental deduction</td> </tr> <tr> <td>D1654</td> <td>SELRES Enlisted dental deduction</td> </tr> <tr> <td>D1602</td> <td>Officer family deduction</td> </tr> <tr> <td>D1652</td> <td>Enlisted family deduction</td> </tr> <tr> <td>D1603</td> <td>Officer nonparticipating</td> </tr> <tr> <td>D1653</td> <td>Enlisted nonparticipating</td> </tr> </tbody> </table>	Code	Description	D1601	Officer single deduction	D1651	Enlisted single deduction	D1604	SELRES Officer dental deduction	D1654	SELRES Enlisted dental deduction	D1602	Officer family deduction	D1652	Enlisted family deduction	D1603	Officer nonparticipating	D1653	Enlisted nonparticipating
Code	Description																		
D1601	Officer single deduction																		
D1651	Enlisted single deduction																		
D1604	SELRES Officer dental deduction																		
D1654	SELRES Enlisted dental deduction																		
D1602	Officer family deduction																		
D1652	Enlisted family deduction																		
D1603	Officer nonparticipating																		
D1653	Enlisted nonparticipating																		
AMOUNT	<p>Monthly premium.</p> <p>Active Duty:</p> <ul style="list-style-type: none"> • Single Premium - \$7.88 • Family Premium - \$19.70 <p>Note: Premium amounts effective 01 July 2000</p> <p>SELRES:</p> <ul style="list-style-type: none"> • \$4.36 																		

Continued on next page

Chapter 5
PAY SEGMENT ANALYSIS

Segment 61 – (Pre Jan 2001)TRICARE Family Member Dental Insurance Program, Continued

Segment 61 data fields (cont'd)

Field	Description	
PREMIUM CODE	Indicates the premium option for the member.	
	Code	Coverage
	0	Not enrolled, no DEERS eligible dependents
	1	Single coverage, member has only 1 DEERS eligible dependent over 4 years of age. Dependents less than 4 years of age (if any) are not covered
	2	Family Coverage, member has 2 or more eligible dependents over 4 years of age. All dependents regardless of age are covered
	3	Single coverage, member has only 1 DEERS eligible dependent. Dependent is less than 4 years of age
	4	Not used
	5	Single coverage for one dependent remotely located from other dependents. (e.g., 1 child at college)
	6	Family coverage for 2 or more dependents remotely located from other dependents. (e.g., 2 children at college)
	7	Member has eligible dependents but has never enrolled in the plan
	8	Ineligible because dependents are located OCONUS
	9	Member has disenrolled
	R	Single coverage, OUTCONUS returnee, member has one eligible family member (regardless of age)
	S	Family coverage, OUTCONUS returnee, member has more than one eligible family member
T	Single coverage, OUTCONUS returnee, member has one family member remotely located from other family members	
U	Family coverage, OUTCONUS returnee, member has 2 or more family members remotely located from other family members	
Blank	SELRES member	

Continued on next page

Chapter 5
PAY SEGMENT ANALYSIS

Segment 61 – (Pre Jan 2001)TRICARE Family Member Dental Insurance Program, Continued

Segment 61 data fields (cont'd)

Field	Description	
PREMIUM START DATE*	The date that the premium code was initiated. The date will be updated upon each change in premium code election.	
SERVICE BR	Service branch code:	
	Code	Branch of service
	C	Coast Guard
	O	NOAA
STATUS	Status code:	
	Code	Status
	A	Active duty
	B	Active duty (recalled from retirement)
	V	Reserve
PLAN DATE*	Date that deductions are started or stopped. This date will change only when the member elects coverage or disenrolls.	
TERM CODE*	Termination reason code:	
	Code	Reason
	1	Member Separated/Retired
	A	Dissatisfied with the benefits package
	B	Dissatisfied with claims processing
	C	Dissatisfied with the quality of treatment received
	D	Dissatisfied with the premium amount
	E	Satisfied but disenrolling for personal reasons
	F	Change in Duty Station - OCONUS
	G	Change in Duty Station - CONUS
	I	Member died
	J	No eligible dependent(s)
	N	Member in bad pay status
	X	Other

Chapter 5
PAY SEGMENT ANALYSIS

Segment 62 - Leave Accrual

Introduction Segment 62 contains information on a member's Leave Accrual.

Example:

SEG	HIST	COMPUTE	OBJECT	LV ADJ	BASE DT	SEP DT			
62	200209	4	99999999	99999999	99999999				
	EFFDTE	TIME	DTPROC	SLC PAT	DTPREP	DIST RU	FORM ENT	ACTION	
START	20020901	9999	20020920	0	COM	20020920			
STOP	20020930	9999	20020920	0	COM	20020920			
BF FY	LOST PRV	FY	SAVED	SAVED	SOLD	SOLD CUMM	NON-ACC	CTD	DEDUCT
70.0	11.0	0.0	0.0	0.0	0.0	0.0			
EARN	USED	EXCESS	SOLD CP	END-LV	NON-ACC	BALANCE	EARN-CUM	USED-CUM	
2.5	0.0	0.0	0.0	0.0	71.0	30.0	29.0		
ADJUSTMENT	START								ADJUSTMENT STOP
ACC LV	GT 60	BWFD:			RESERVE LEAVE	BAL	0.0		
YEAR	2002	0.0			RESERVE LEAVE	SOLD	0.0		
YEAR	2001	9.0							
YEAR	2000	0.0							
YEAR	1999	1.0							

Segment 62 data fields This table describes fields unique to Segment 62. Please see page [5-8](#) for descriptions of fields common to all segments.

Field	Description
HIST	If COMPUTE has processed a retro transaction that caused a recalculation of this month's leave, the history indicator will reflect the processing month of the recalculation.
COMPUTE	Compute flag will be "4" except for accessions not previously computed on, in which case it will be blank.
OBJECT	Blank.
LV ADJ	Leave Adjustment Date, set by UPDATE to the last day of the month if an H 414 Description amending the segment has processed. Otherwise, set to 99999999.
BASE DT	Date the member entered service, from the accessions transaction. This date will be shown as 99999999 for personnel who entered service prior to 800201.
SEP DT	For active duty members, this field represents the date of separation, from the separation transaction. Otherwise, set to 99999999. For reserve members, this field represents the date a break in reserve active duty has occurred. Otherwise, set to 99999999.

Continued on next page

Chapter 5
PAY SEGMENT ANALYSIS

Segment 62 - Leave Accrual, Continued

Segment 62 data fields (cont'd)

Field	Description
Description	This field will contain any unresolved COMPUTE errors (PSC use only).
BF FY	Closing leave balance posted for the member at the end of the prior fiscal year. Carried forward from prior year's September Segment 62.
LOST PRV FY	Number of days leave lost for the previous fiscal year. Calculated by COMPUTE at the end of the leave year (September 30). Not more than 60.0 days of leave may be carried over from one fiscal year to the next. For exceptions to the 60-day leave carryover, refer to <u>Personnel Manual, COMDTINST M1000.6 (series), Article 7.A.15.</u>
SAVED	Current Saved Leave Balance. In Leave COMPUTE, Saved Leave will be compared to Current Leave Balance to determine if Current Leave is less than Saved Leave Balance. If Current Leave is less than Saved Leave Balance, the Saved Leave Balance will be lowered to the same number of days.
SAVED SOLD	Total number of saved leave days sold in the member's career. Adjusted by COMPUTE when saved leave is sold in conjunction with reenlistment, extension or separation transaction.
SOLD CUMM	Cumulative number of Leave Days sold during the member's career. Adjusted by COMPUTE when any type leave is sold in conjunction with reenlistment, extension, separation or reserve LSL entitlement transaction.
NON-ACC CTD	Total leave days non-accrued career to date. Adjusted by COMPUTE when non-accrued leave is processed.
DEDUCT	Total number of days of Bad Time and Excess Leave, career to date. Adjusted by COMPUTE when deductible time is processed.
EARN	Leave days earned in the current period, from COMPUTE.
USED	Number of days leave used during the current period. This is the total of leave as reported in segment <u>74.</u>
EXCESS	Number of days Excess Leave taken during the month. Adjusted by COMPUTE when excess leave is processed. Pay and allowances will be checked for excess leave. Pay Status segment will be built showing member is in a Bad Pay Status for Excess Leave. Non-accrual will be calculated for Excess Leave and Bad Time.

Continued on next page

Chapter 5
PAY SEGMENT ANALYSIS

Segment 62 - Leave Accrual, Continued

Segment 62 data fields (cont'd)

Field	Description
SOLD CP	Total of leave days sold during current period. Adjusted by COMPUTE when reenlistment/extension transaction is processed.
END-LV	For active duty members, this field represents the computed leave balance at separation, reenlistment, or first extension. It is determined by taking the prior months leave balance and adding any earned leave and subtracting any leave used or sold at the day of separation, reenlistment, or first extension. Otherwise, set to 0.0. For reserve members, field represents the leave balance accrued through the SEP DT. If the SEP DT is 99999999, field represents the leave balance accrued through the Segment 62 stop date. Otherwise, set to 0.0.
NON-ACC	Leave days non-accrued for Bad Time during the month. Adjusted by COMPUTE when non-accrued leave is processed. Excess leave will be checked and Pay Status segments will be built showing members in Bad Pay Status for Excess Leave. Non-accrued Leave will be calculated for Excess Leave and Bad Time.
BALANCE	Leave Balance at End-of-Month, calculated by COMPUTE.
EARN-CUM	Total leave days earned in the current leave year. Adjusted by COMPUTE each month for leave accrued.
USED-CUM	Total leave days taken in the current leave year. Adjusted by COMPUTE each month for leave taken and charged to the current leave year.
ADJUSTMENT START	The start period of adjustment from VDE 17 of the H414.
ADJUSTMENT STOP	The stop period of adjustment from VDE 18 of the H414
ACC LV GT 60 BWFD	Accrued leave greater than 60 days brought forward. Recorded from VDE 20 on the H414.
RSRV LV BAL	Leave earned by a Reserve member while serving on Active Duty in support of a contingency operation. This is earned leave not subject to the 60 limit imposed on Active duty. This field will be populated in MAS when the member changes status.
RSRV LV SOLD	This field will store leave sold under these conditions. It will be accumulated without adding to the 60 leave limit. The field will be populated by MAS when they review a reserve member who is selling leave. The clerk must determine if the leave sold is subject to the 60 limit. If not, the amount sold will be added to this field.

Chapter 5
PAY SEGMENT ANALYSIS

Segment 63 - Montgomery GI Bill

Introduction Segment 63 contains information on a member's participation in the Montgomery GI Bill.

Example:

SEG	HIST	COMPUTE	OBJECT	A/I-IND	DEF-PER-IND	PURPOSE					
63	199912	4	D025F	A	D	F					
	EFFDTE	TIME	DTPROC	SLC	PAT	DTPREP	DIST	RU	FORM	ENT	ACTION
START	19990101	9999	19981110	0	010	19981109	53	12	6D		
STOP	19991231	9999	19991220	0	COM	19991220					
MONTH-DED	CUM-MTH-DED	ALLOT-NBR	IVS-FLAG	KICKER-ELIG	KICKER-RATING						
\$100.00	\$1200.00	001	0								
ENTRY-DATE	LUMP-SUM-PYMT	DEPOSIT-NUMBER									
99999999	\$0.00										
99999999	\$0.00										
99999999	\$0.00										

Segment 63 data fields This table describes fields unique to Segment 63. Please see page [5-8](#) for descriptions of fields common to all segments.

Field	Description	
OBJECT	Object code:	
	Code	Description
	D020F	Officer
	D020G	Officer "K" Allotment
	D025F	Enlisted
A/ IND	Active/Inactive Indicator:	
	Indicator	Status
	A	Allotment is active
	I	Allotment is inactive
DEF-PER-IND	Definite Period Indicator, always "D."	
PURPOSE	Purpose code "F" (Regular MGIB) or "K" (MGIB additional contribution up to \$600 total).	
MONTH-DED	Monthly Deduction amount, always \$100.00.	
CUM-MTH-DED	Cumulative Monthly Deduction. The total amount deducted to date.	
ALLOT-NBR	Always 001.	
IVS FLAG	Involuntary separation flag:	
	Flag	Description
	0	No current meaning
	1	Lump Sum Payment

Continued on next page

Chapter 5
PAY SEGMENT ANALYSIS

Segment 63 - Montgomery GI Bill, Continued

Segment 63 data fields (cont'd)

Field	Description	
KICKER-ELIG	Kicker eligibility	
	Flag	Description
	W	Eligible
	Blank	Ineligible or Not Applicable
KICKER RATING	Kicker Rating or Blank	
ENTRY-DATE	Actual date payment was keyed into the system by PSC (DC)	
LUMP-SUM-PAYMENT	Payment amount.	
DEPOSIT-NUMBER	Reference number assigned by PSC (DC).	

Chapter 5
PAY SEGMENT ANALYSIS

Segment 64 - Federal Tax Information

Introduction Segment 64 contains information on a member's Federal Tax Withholding.

Example:

SEG	HIST	COMPUTE	EXC CD	NR	MARTL	STAT	FOR	CTY		
64	999999	3								
	EFFDTE	TIME	DTPROC	SLC	PAT	DTPREP	DIST	RU FORM ENT ACTION		
START	20000101	9999	19991220	0	COM	19991220				
STOP	99999999	9999	99999999	0						
TAX PLN	ALLOW	YR	TAX	EXEM	STATUS	ADD	FED	TAX FR BEN/EIC/DITY CODE		
M	06						\$0.00			
	YTD	1ST	QTR	2ND	QTR	3RD	QTR	4TH	QTR	MONTH
FED WAGE	\$11785.20	\$8838.90	\$2946.30	\$0.00	\$0.00	\$2946.30				
FICA WAGE	\$11785.20	\$8838.90	\$2946.30	\$0.00	\$0.00	\$2946.30				
NR WAGE IN	\$0.00	\$0.00	\$0.00	\$0.00	\$0.00	\$0.00				
NR WAGE OUT	\$0.00	\$0.00	\$0.00	\$0.00	\$0.00	\$0.00				
CMBT WAGE	\$0.00	\$0.00	\$0.00	\$0.00	\$0.00	\$0.00				
EIC/FRN/DITY	\$0.00	\$0.00	\$0.00	\$0.00	\$0.00	\$0.00				
FED TAX	\$605.28	\$453.96	\$151.32	\$0.00	\$0.00	\$151.32				
FICA TAX	\$901.57	\$676.17	\$225.40	\$0.00	\$0.00	\$225.40				
ADV EIC/TSP AMT	\$0.00	\$0.00	\$0.00	\$0.00	\$0.00	\$0.00				
TSP DEF AMT	\$0.00	\$0.00	\$0.00	\$0.00	\$0.00	\$0.00				
TSP NON-DEF	\$0.00	\$0.00	\$0.00	\$0.00	\$0.00	\$0.00				
TSP Catch-Up AMT	\$0.00	\$0.00	\$0.00	\$0.00	\$0.00	\$0.00				

Segment 64 data fields This table describes fields unique to Segment 64. Please see page 5-8 for descriptions of fields common to all segments.

Field	Description	
EXC CD	Exclusion code:	
	Code Exclusion	
	Blank	U.S. Citizen - no tax exclusion
	A	U.S. Citizen - claiming exemption from Federal tax on Form W-4
	C	U.S. Citizen - combat exclusion status with no tax withholding
	D	U.S. Citizen - combat exclusion status with no tax withholding; member claiming exemption from Federal tax on Form W-4
	E	Resident Alien - combat exclusion status with no tax withholding
	F	Resident Alien - combat exclusion status with no tax withholding; member claiming exemption from Federal tax on Form W-4
	G	Resident Alien - claiming exemption from Federal tax on Form W-4

Continued on next page

Chapter 5
PAY SEGMENT ANALYSIS

Segment 64 - Federal Tax Information, Continued

Segment 64 data fields (cont'd)

Field	Description	
EXC CD (cont'd)	Exclusion code:	
	Code	Exclusion
	H	Resident Alien - no tax exclusion
	I	Nonresident Alien - combat exclusion with no tax with-holding; permanent duty station outside the U.S.
	J	Nonresident Alien - combat exclusion with no tax with-holding; permanent duty station inside the U.S.
	K	Nonresident Alien - permanent duty station outside the U.S.
	L	Nonresident Alien - permanent duty station inside the U.S.
	M	Nonresident Alien (Canada, Mexico or Puerto Rico) claiming exemption from Federal tax on Form W-4; combat exclusion status with no tax withholding; permanent duty station outside the U.S.
	N	Nonresident Alien (Canada, Mexico or Puerto Rico) claiming exemption from Federal tax on Form W-4; combat exclusion status with no tax withholding; permanent duty station inside the U.S.
	O	Nonresident Alien (Canada, Mexico or Puerto Rico) claiming exemption from Federal tax on Form W-4; permanent duty station outside the U.S.
	P	Nonresident Alien (Canada, Mexico or Puerto Rico) claiming exemption from Federal tax on Form WÇ4; permanent duty station inside the U.S.

Continued on next page

Chapter 5
PAY SEGMENT ANALYSIS

Segment 64 - Federal Tax Information, Continued

Segment 64 data fields (cont'd)

Field	Description	
EXC CD (continued)	Code	Exclusion
	R	U.S. Citizen - combat exclusion status with tax withholding over the current year maximum amount
	S	U.S. Citizen - combat exclusion status with tax withholding over the current year maximum amount. member claiming exemption from Federal tax on Form W-4
	T	Resident Alien - combat exclusion status with tax withholding over the current year maximum amount
	U	Resident Alien - combat exclusion status with tax withholding over the current year maximum amount: member claiming exemption from Federal tax on Form W-4
	V	Nonresident Alien - combat exclusion with tax withholding over the current year maximum amount; permanent duty station outside the U.S.
	W	Nonresident Alien - combat exclusion with tax withholding over the current year maximum amount; permanent duty station inside the U.S.
	X	Nonresident Alien (Canada, Mexico or Puerto Rico) claiming exemption from Federal tax on Form W-4; combat exclusion status with tax withholding over the current year maximum amount; permanent duty station outside the U.S.
	Y	Nonresident Alien (Canada, Mexico or Puerto Rico) claiming exemption from Federal tax on Form W-4; combat exclusion status with tax withholding over the current year maximum amount; permanent duty station inside the U.S.
	Z	Nonresident Alien, FICA exempt, but he does pay Federal Tax (Cadets only)
8	Member claims Puerto Rico as legal residence and is assigned duty outside of the U.S. FICA and Puerto Rico state tax are withheld and member is exempt from FITW.	
9	Nonresident Alien, Federal and FICA exempt (Cadets only)	

Continued on next page

Chapter 5
PAY SEGMENT ANALYSIS

Segment 64 - Federal Tax Information, Continued

Segment 64 data fields (cont'd)

Field	Description	
NR MARTL STAT	Marital Status (nonresident aliens only)	
FOR CTY	Foreign Country Code (nonresident aliens only)	
TAX PLN	Filing status code:	
	Code	Status
	S	Single
	M	Married
	U	Married but withholding based on single rate
ALLOW	Withholding allowances.	
YR TAX EXEM STATUS	Calendar year member claims exempt from withholding.	
ADD FED TAX	Monthly amount of additional federal income tax withholding.	
FR BEN/ EIC/DITY CODE	Set to "FB" if member has earned fringe benefits. The specific fringe benefits will appear in the FRIN BEN fields.	
	Code	Description
	MO	Member only claiming Advanced EIC - Earned Income Credit
	MS	Member and spouse are both employed and both claiming Advanced EIC
	DI	DITY move incentive payment
FED WAGE	Total federal taxable wages year-to-date and quarter-to-date by quarter.	
FICA WAGE	Total FICA taxable wages year-to-date and quarter-to-date by quarter.	
NR WAGE IN	Portion of total federal wages earned by non-resident aliens stationed inside the U.S. year-to-date and quarter-to-date by quarter.	
NR WAGE OUT	Portion of total federal wages earned by non-resident aliens stationed outside the U.S. year-to-date and quarter-to-date by quarter.	
CMBT WAGE	Year-to-date combat wages by quarter.	
EIC/FRN/DITY	Fringe benefit or DITY move incentive amount added to year-to-date amount by quarter, if FRINGE BENEFIT CD is "FB". Otherwise, the actual or imputed BAH and BAS amounts to be used to calculate the Earned Income Credit.	
FED TAX	Year-to-date federal tax withheld by quarter.	
FICA TAX	Year-to-date FICA tax withheld by quarter.	
ADV EIC/TSP AMT	Year-to-date Advance EIC paid to member by quarter.	
TSP Catch-Up AMT	Year-to-date TSP Catch-Up Amt deducted by quarter and current month.	
TSP DEF AMT	Total Thrift Savings Plan Deferred amount contributions year-to-date, quarter-to-date by quarter and current month	
TSP NON-DEF	Total Thrift Savings Plan Non-Deferred amount contributions year-to-date, quarter-to-date by quarter and current month	

Chapter 5
PAY SEGMENT ANALYSIS

Segment 65 - Federal Tax Information Adjustment

Introduction Segment 65 contains information on adjustments to a member's Federal Tax Withholding.

Example:

SEG	HIST	COMPUTE	EXC CD	NR	MARTL	STAT	FOR	CTY			
65	199112	3									
	EFFDTE	TIME	DTPROC	SLC	PAT	DTPREP	DIST	RU	FORM	ENT	ACTION
START	19910614	9999	19910620	0	130	19910617	53	19	67		H540
STOP	19910614	9999	19910617	0	130	19910617	53	19	67		H540
TAX PLN	ALLOW	YR TAX EXEM	STATUS	ADD FED TAX			FR BEN/EIC/DITY CODE				
	**			\$0.00							
		YTD	1ST QTR	2ND QTR	3RD QTR	4TH QTR	MONTH				
FED WAGE		\$23.24	\$0.00	\$23.24	\$0.00	\$0.00	\$0.00				
FICA WAGE		\$23.24	\$0.00	\$23.24	\$0.00	\$0.00	\$0.00				
NR WAGE IN		\$0.00	\$0.00	\$0.00	\$0.00	\$0.00	\$0.00				
NR WAGE OUT		\$0.00	\$0.00	\$0.00	\$0.00	\$0.00	\$0.00				
CMBT WAGE		\$0.00	\$0.00	\$0.00	\$0.00	\$0.00	\$0.00				
EIC/FRINGE/DITY/AD		\$0.00	\$0.00	\$0.00	\$0.00	\$0.00	\$0.00				
FED TAX		\$0.00	\$0.00	\$0.00	\$0.00	\$0.00	\$0.00				
FICA TAX		\$41.84-	\$0.00	\$41.84-	\$0.00	\$0.00	\$0.00				
ADV EIC/TSP AMT		\$1.78	\$0.00	\$1.78	\$0.00	\$0.00	\$0.00				
TSP DEF AMT		\$0.00	\$0.00	\$0.00	\$0.00	\$0.00	\$0.00				
TSP NON-DEF		\$0.00	\$0.00	\$0.00	\$0.00	\$0.00	\$0.00				

Segment 65 data fields This table describes fields unique to Segment 65. Please see page 5-8 for descriptions of fields common to all segments.

Field	Description
OBJECT	Blank.
EXC CD	Not used.
NR MARTL STAT	Not used.
FOR CTY	Not used
TAX PLN	Filing status code
	Code Filing status
	S Single
	M Married
	U Married but withholding based on single rate
ALLOW	Withholding allowances.
YR TAX EXEM STATUS	Calendar year member claims exempt from withholding.
ADD FED TAX	Monthly amount of additional federal income tax withholding.

Continued on next page

Chapter 5
PAY SEGMENT ANALYSIS

Segment 65 - Federal Tax Information Adjustment, Continued

Segment 65 data fields (cont'd)

Field	Description
FR BEN/ EIC/DITY	Fringe benefit code: <ul style="list-style-type: none"> • "FB" if member has earned fringe benefits. The specific fringe benefits will appear in the EIC/FRN/DITY fields. • "DI" if member received DITY move incentive payment. • "AD" for adoption payments.
FED TAX WAGE	Adjusted amount of federal taxable wages year-to-date and quarter-to-date by quarter.
FICA WAGE	Adjusted amount of FICA taxable wages year-to-date and quarter-to-date by quarter.
NR WAGE IN	Adjusted amount of federal wages earned by non-resident aliens stationed inside the U.S. year-to-date and quarter-to-date by quarter.
NR WAGE OUT	Adjusted amount of federal wages earned by non-resident aliens stationed outside the U.S. year-to-date and quarter-to-date by quarter.
CMBT WAGE	Adjusted amount of wages added to year-to-date combat wages by quarter.
EIC/FRN/DITY	Earned Income Credit, Fringe benefit amount, Do It Yourself incentive payment, and/or Adoption Payment(s) added to year-to-date amount by quarter.
FED TAX	Adjusted amount of year-to-date federal tax withheld by quarter.
FICA TAX	Adjusted amount of year-to-date FICA tax withheld by quarter.
ADV EIC/TSP AMT	Adjusted amount of Year-to-date ADV EIC AMT by quarter and current month.
TSP Catch-UP AMT	Adjusted amount of Year-to-date TSP Catch-Up by quarter and current month
TSP DEF AMT	Adjusted amount of Thrift Savings Plan deferred amount contributions year-to-date, quarter-to-date by quarter, and current month
TSP NON-DEF	Adjusted amount of Thrift Savings Plan non-deferred amount contributions year-to-date, quarter-to-date by quarter, and current month

Chapter 5
PAY SEGMENT ANALYSIS

Segment 66 - State Tax Information

Introduction Segment 66 contains information on a member's State Tax Withholding.

Example:

SEG	HIST	COMPUTE	EXC CD	ST CD	TAX PLN	NBR	EXM	UNIT	ST
66	999999	3	B	KS	1	00			KS
	EFFDTE	TIME	DTPROC	SLC	PAT	DTPREP	DIST	RU	FORM ENT ACTION
START	20000101	9999	19991220	0	COM	19991220			
STOP	999999999	9999	999999999	0					
AMT	EXEM	LR CITY	LR STATE	MAIL STREET					
	\$0.00	ANYCITY	KS	12345 ANY STREET					
	MAIL CITY	MAIL STATE	MAIL ZIP CD	ADD ST TAX					
	OWASSO	KS	66655-7714	\$0.00					
	YTD	1ST QTR	2ND QTR	3RD QTR	4TH QTR	MONTH			
STATE WAGES	\$4990.34	\$2924.36	\$2065.98	\$0.00	\$0.00	\$2065.98			
STATE TAX	\$176.00	\$76.00	\$100.00	\$0.00	\$0.00	\$100.00			
TSP DEF AMT	\$ 0.00	\$0.00	\$0.00	\$0.00	\$0.00	\$0.00			
TSP NON-DEF	\$0.00	\$0.00	\$0.00	\$0.00	\$0.00	\$0.00			
TSP CATCH-UP	\$0.00	\$0.00	\$0.00	\$0.00	\$0.00	\$0.00			

Segment 66 data fields This table describes fields unique to Segment 66. Please see page [5-8](#) for descriptions of fields common to all segments.

Field	Description	
EXC CD	Tax exclusion code:	
	Code	Exclusion
	Blank	U.S. Citizen - state of legal residence is not a taxing jurisdiction or does not have an agreement with Treasury to withhold state taxes
	A	U.S. Citizen - combat exclusion with no tax withholding and state of legal residence does not have an agreement with Treasury to withhold state taxes or is not a taxing jurisdiction
	B	U.S. Citizen - no exclusion
	C	U.S. Citizen - combat exclusion status with no tax withholding
	D	U.S. Citizen - tax exclusion due to laws of that state regarding military personnel other than combat
	E	U.S. Citizen - combat exclusion status with no tax withholding; tax exclusion due to laws of that state regarding military personnel other than combat
F	Resident Alien - no exclusion	

Continued on next page

Chapter 5
PAY SEGMENT ANALYSIS

Segment 66 - State Tax Information, Continued

Segment 66 data fields (cont'd)

Field	Description	
EXC CD (cont'd)	Tax exclusion code:	
	Code	Exclusion
	G	Resident Alien - combat exclusion status with no tax withholding
	H	Nonresident Alien - no exclusion
	J	Resident Alien - state of legal residence is not a taxing jurisdiction or does not have an agreement with the Coast Guard to withhold state taxes
	K	Resident Alien - combat exclusion with no tax withholding; state of legal residence is not a taxing jurisdiction or does not have an agreement with the Coast Guard to withhold state taxes
	L	Resident Alien - tax exclusion due to the laws of that state regarding military personnel other than combat
	M	Resident Alien - combat exclusion with no tax withholding; tax exclusion due laws of that state regarding military personnel other than combat
	R	U.S. Citizen - combat exclusion with tax withholding over the current year maximum amount; state of legal residence does not have an agreement with Treasury to withhold state taxes or is not a taxing jurisdiction
	S	U.S. Citizen - combat exclusion status with tax withholding over the current year maximum amount
	T	U.S. Citizen - combat exclusion status with tax withholding over the current year maximum amount; tax exclusion due to laws of that state regarding military personnel other than combat
	U	Resident Alien - combat exclusion status with tax withholding over the current year maximum amount
	V	Resident Alien - combat exclusion with tax withholding over the current year maximum amount; state of legal residence is not a taxing jurisdiction or does not have an agreement with the Coast Guard to withhold state taxes
	W	Resident Alien - combat exclusion with tax withholding over the current year maximum amount; tax exclusion due to laws of that state regarding military personnel other than combat
X	Nonresident Alien - combat exclusion status with tax withholding over the current year maximum amount	
Y	Native American who is exempt from state income tax	

Continued on next page

Chapter 5
PAY SEGMENT ANALYSIS

Segment 66 - State Tax Information, Continued

Segment 66 data fields (cont'd)

Field	Description												
ST CD	State of legal residence.												
TAX PLN	State marital status code:												
	<table border="1" style="width: 100%; border-collapse: collapse;"> <thead> <tr> <th style="text-align: center;">Code</th> <th style="text-align: center;">Status</th> </tr> </thead> <tbody> <tr> <td style="text-align: center;">1</td> <td>Member has indicated "Single" on the tax form or if the state form does not request marital status and member is single</td> </tr> <tr> <td style="text-align: center;">2</td> <td>Member has indicated "Single, Head of Household on tax form</td> </tr> <tr> <td style="text-align: center;">3</td> <td>Member has indicated "Married and not claiming exemption for spouse" on state tax form</td> </tr> <tr> <td style="text-align: center;">4</td> <td>Member has indicated "Married" or "Married and claiming exemption for spouse and self" or if the state tax form does not request marital status and member is married</td> </tr> <tr> <td style="text-align: center;">5</td> <td>Member has indicated "Married and filing joint return" on the state tax form</td> </tr> </tbody> </table>	Code	Status	1	Member has indicated "Single" on the tax form or if the state form does not request marital status and member is single	2	Member has indicated "Single, Head of Household on tax form	3	Member has indicated "Married and not claiming exemption for spouse" on state tax form	4	Member has indicated "Married" or "Married and claiming exemption for spouse and self" or if the state tax form does not request marital status and member is married	5	Member has indicated "Married and filing joint return" on the state tax form
Code	Status												
1	Member has indicated "Single" on the tax form or if the state form does not request marital status and member is single												
2	Member has indicated "Single, Head of Household on tax form												
3	Member has indicated "Married and not claiming exemption for spouse" on state tax form												
4	Member has indicated "Married" or "Married and claiming exemption for spouse and self" or if the state tax form does not request marital status and member is married												
5	Member has indicated "Married and filing joint return" on the state tax form												
NBR EXM	Number of exemptions claimed, (blank if nontaxing state or if tax is based on a dollar amount).												
UNIT ST	The state code of where the member is stationed.												
AMT EXEM	Dollar amount of exemption claimed, (will be zeroes if tax is based on number of exemptions).												
LR CITY	City, town, or country of legal residence. (Note: Discontinued collection of this information during a State Tax data change in CHGRMS Release 1.)												
LR STATE	State of legal residence.												
MAIL STREET	Current mailing address.												
MAIL CITY	Current mailing address.												
MAIL STATE	Current mailing address.												
MAIL ZIP CD	Current mailing address.												
Note:	<i>The following reflect amounts of the year-to-date earnings and withholding from the START DT/TI through the STOP DT/TI. Each state of legal residence claimed will have a separate segment 66. These totals do not reflect amounts posted in segment 67.</i>												
ADDL TAX	Monthly amount of additional state income tax withholding.												
STATE WAGES	Year-to-date state taxable wages by quarter.												
STATE TAX	Year-to-date state tax withheld by quarter.												
TSP DEF AMT	Total Thrift Savings Plan Deferred amount contributions year-to-date, quarter-to-date by quarter, and current month												
TSP NON-DEF	Total Thrift Savings Plan Non-Deferred amount contributions year-to-date, quarter-to-date by quarter and current month												
TSP CATCH-UP	Total Thrift Savings Plan Catch-Up contributions year to date, Quarter-to-date, by Quarter and current Month.												

Chapter 5
PAY SEGMENT ANALYSIS

Segment 67 - State Tax Information Adjustment

Introduction Segment 67 contains information on adjustments to a member's State Tax Withholding

Example:

SEG	HIST	COMPUTE	EXC CD	ST CD	TAX PLN	NBR EXM	UNIT ST
67	199412	4	B	KS	1	00	KS
	EFFDTE	TIME	DTPROC	SLC	PAT	DTPREP	DIST RU FORM ENT ACTION
START	19940501	9999	19940520	0	COM	19940520	
STOP	19940501	9999	19940520	0	COM	19940520	
AMT EXEM		LR CITY		LR STATE		MAIL STREET	
\$0.00	ANY CITY			KS		1234 ANY STREET	
	MAIL CITY	MAIL STATE	MAIL ZIP CD			ADD ST TAX	
ANY CITY		KS	66655-			\$0.00	
	YTD	1ST QTR	2ND QTR	3RD QTR	4TH QTR	MONTH	
STATE WAGES	0.00	\$0.00	\$0.00	\$0.00	\$0.00	\$0.00	\$0.00
STATE TAX	0.00	\$0.00	\$0.00	\$0.00	\$0.00	\$0.00	\$0.00
TSP DEF AMT	\$0.00	\$0.00	\$0.00	\$0.00	\$0.00	\$0.00	\$0.00
TSP NON-DEF	0.00	\$0.00	\$0.00	\$0.00	\$0.00	\$0.00	\$0.00
TSP CATCH-UP	0.00	\$0.00	\$0.00	\$0.00	\$0.00	\$0.00	\$0.00

Segment 67 data fields This table describes fields unique to Segment 67. Please see page 5-8 for descriptions of fields common to all segments.

Field	Description
EXC CD	See segment 66.
ST CD	State being adjusted.
TAX PLN	Not used.
NBR EXM	Not used.
UNIT ST	The state code of where the member is stationed.
AMT EXEM	Not used.
LR CITY	Not used.
LR STATE	Not used.
MAIL STREET	Not used.
MAIL CITY	Not used.
MAIL STATE	Not used.
MAIL ZIP CD	Not used.
ADDL TAX	Not used.
STATE WAGES	Adjusted amount of wages added to year-to-date state taxable wages by quarter.
STATE TAX	Adjusted amount of year-to-date state tax withheld by quarter.
TSP DEF AMT	Adjusted amount of Thrift Savings Plan Deferred amount contributions year-to-date, quarter-to-date by quarter, and current month
TSP NON-DEF	Adjusted amount of Thrift Savings Plan non-Deferred amount contributions year-to-date, quarter-to-date by quarter, and current month
TSP CATCH-UP	Total Thrift Savings Plan Catch-Up contributions year to date, Quarter-to-date, by Quarter and current Month.

Chapter 5
PAY SEGMENT ANALYSIS

Segment 68 - Monthly Tax Withholding

Introduction

Segment 68 contains information on a member's Federal and State tax withheld.

Example:

SEG	HIST	COMPUTE	OBJECT										
68	200012	4	00000										
	EFFDTE	TIME	DTPROC	SLC	PAT	DTPREP	DIST	RU	FORM	ENT	ACTION		
START	20000401	9999	20000420	0	COM	20000420							
STOP	20000430	9999	20000420	0	COM	20000420							
MTH-GROSS-PAY		MTH-NET-PAY		MTH-FICA-WAGES		MTH-FITW							
	\$2946.30		\$0.00		\$2946.30				\$0.00				
MTH-FED-TAX		MTH-FICA-TAX		MTH-STATE-TAX		ADV-EIC-AMT							
	\$151.32		\$225.40		\$0.00				\$0.00				
TSP-MO-BASE		TSP-MO-INCEN		TSP-MO-SPEC		TSP-MO-BONUS							
	\$0.00		\$0.00		\$0.00				\$0.00				

Segment 68 data fields

This table describes fields unique to Segment 68. Please see page [5-8](#) for descriptions of fields common to all segments.

Field	Description
OBJECT	Blank.
MTH-GROSS-PAY	Monthly taxable gross pay.
MTH-NET-PAY	Monthly net pay.
MTH-FICA-WAGES	Monthly wages subject to FICA.
MTH-FITW	Monthly wages subject to federal income tax withholding
MTH-FED-TAX	Monthly federal income tax withholding amount.
MTH-FICA-TAX	Monthly FICA withholding amount.
MTH-STATE-TAX	Monthly state income tax withholding amount.
ADV-EIC-AMT	Monthly amount of Advance Earned Income Credit paid.
TSP-MO-BASE	Monthly Thrift Savings Plan contribution deducted from base pay
TSP-MO-INCEN	Monthly Thrift Savings Plan contribution deducted from incentive pays
TSP-MO-SPEC	Monthly Thrift Savings Plan contribution deducted from special pays.
TSP-MO-BONUS	Monthly Thrift Savings Plan contributions deducted from bonus pays.

Chapter 5
PAY SEGMENT ANALYSIS

Segment 69 - Cumulative Sea Duty Adjustment

Introduction Segment 69 contains information on adjustments to a member's Cumulative Sea Duty. When a P 112 or H 750 process, Segment 69 Will Be Built With The First 20 fields ("Seg" Thru "Post-Adj") Completed. The Last Four fields ("From Opfac" Thru "To Dt") Will Be Blank. Segment 69 In This Case Affects Pay.

Example:

SEG	HIST	COMPUTE	OBJECT								
69	199304	4									
	EFFDTE	TIME	DTPROC	SLC	PAT	DTPREP	DIST	RU	FORM	ENT	ACTION
START	19930331	9999	19930413	0	143	19930412	53	16	67		H750
STOP	19930331	9999	19930413	0	143	19930412	53	16	67		H750
CUM SEA	DUTY-ADJ	PRE-ADJ	POST ADJ	FROM OPFAC	TO OPFAC	FROM DT	TO DT				
	000101	020217	020116					99999999	99999999		

Segment 69 data fields This table describes fields unique to Segment 69. Please see page 5-8 for descriptions of fields common to all segments.

Field	Description
OBJECT	Blank.
POST-ADJ	Cumulative sea duty after adjustment (YYYYMMDD).
Note:	<p>The following fields record sea duty OPFACS. These fields will be completed to record:</p> <ul style="list-style-type: none"> • Vessel OPFACS For Sea Duty Performed Prior To October 1989. The Segment 69 In This Case Will Correspond To (And Be An Addendum To) A Sea Duty Period Recorded In Segment 07. Segment 69s Of This Nature Were Built As Part Of The Creditable Service Project. They Provide Historical Sea Duty OPFAC Information, Since Segment 07 Did Not Contain An OPFAC field Prior To October 1989. • Corrections To Vessel OPFACS Recorded In Segment 07. Segment 69s Of This Nature Are For Sea Duty Periods Performed After October 1989 (When The Sea Duty OPFAC field In Segment 07 Was Activated). When The Below Four fields Are Completed, The First Twenty fields ("Seg" Thru "Post-Adj") Will Be Blank. Segment 69 In This Case Does Not Affect Pay.
FROM OPFAC	The district and the OPFAC of the unit from which sea duty is being deducted. When it is completed, TO OPFAC will be blank.
TO OPFAC	The district and the OPFAC of the unit to which sea duty is being credited. When it is completed, FROM OPFAC will be blank.
FROM DT	Start date of the sea duty.
TO DT	Stop date of the sea duty.

Chapter 5
PAY SEGMENT ANALYSIS

Segment 70 - Pay Status Adjustment

Introduction Segment 70 contains information on adjustments to a member's pay status.

Example:

SEG	HIST	COMPUTE	OBJECT								
70	999999										
	EFFDTE	TIME	DTPROC	SLC	PAT	DTPREP	DIST	RU	FORM	ENT	ACTION
START	19890614	0001	19910509	0	154	19910509	53	16	67		MMS5
STOP	19890624	0001	19910509	0	154	19910509	533	16	67		MMS5
FROM PAY STATUS			TO PAY STATUS		FROM DT		TO DATE		NUMER DAYS ADJ		
	GD		UA		19890902		19890907		0006		

Segment 70 data fields This table describes fields unique to Segment 70. Please see page [5-8](#) for descriptions of fields common to all segments.

Field	Description
OBJECT	Blank.
FROM PAY STATUS	The pay status code that is being changed. Obtained from element code 01 on H 748. Refer to STATUS CODE field of segment 57 for valid codes.
TO PAY STATUS	The new correct pay status code for the period from the FROM DT to the TO DT inclusive.
FROM DT	First day of the pay status code change.
TO DT	Last day of the pay status code change.
NUMBER DAYS ADJ	The number of days adjusted by the pay status change.

Chapter 5
PAY SEGMENT ANALYSIS

Segment 71 - Payment Option Election

Introduction Segment 71 contains information on a member's pay delivery method.

Segment 71 data fields This table describes fields unique to Segment 71. Please see page 5-8 for descriptions of fields common to all segments.

Field	Description												
OBJECT	Blank.												
OPT	Payment Option Election (POE) code:												
	<table border="1" style="width: 100%;"> <thead> <tr> <th style="text-align: center;">Code</th> <th style="text-align: center;">Payment option</th> </tr> </thead> <tbody> <tr> <td style="text-align: center;">1</td> <td>Check to unit (Removed as an option in PeopleSoft Release 1)</td> </tr> <tr> <td style="text-align: center;">2</td> <td>Accrue pay at Pay Center (PSC)</td> </tr> <tr> <td style="text-align: center;">3</td> <td>Check to address. (Removed as an option in PeopleSoft Release 1)</td> </tr> <tr> <td style="text-align: center;">4</td> <td>Direct Deposit to financial institution</td> </tr> <tr> <td style="text-align: center;">5</td> <td>Cadet Pay Disbursed to Cadet Fund</td> </tr> </tbody> </table>	Code	Payment option	1	Check to unit (Removed as an option in PeopleSoft Release 1)	2	Accrue pay at Pay Center (PSC)	3	Check to address. (Removed as an option in PeopleSoft Release 1)	4	Direct Deposit to financial institution	5	Cadet Pay Disbursed to Cadet Fund
Code	Payment option												
1	Check to unit (Removed as an option in PeopleSoft Release 1)												
2	Accrue pay at Pay Center (PSC)												
3	Check to address. (Removed as an option in PeopleSoft Release 1)												
4	Direct Deposit to financial institution												
5	Cadet Pay Disbursed to Cadet Fund												
	Note: The segment will display differently depending on which POE code is in effect. Fields for each POE are described below.												

OPTION 1, CHECK TO UNIT:

The segment 71 will display the message "CHECK TO UNIT" if payment option 1 has been selected. The payroll check was forwarded to the OPFAC RU on PMIS Page 1 at the time payroll is computed and processed.

SEG	HIST	COMPUTE	OBJECT	OPT						
71	999999	3		1						
	EFFDTE	TIME	DTPROC	SLC	PAT	DTPREP	DIST	RU	FORM	ENT
	Description									
START	19910501	9999	19910504	1	243	19910503	77	39	68	
STOP	99999999	9999	99999999	0						
CHECK TO UNIT										

Continued on next page

Chapter 5
PAY SEGMENT ANALYSIS

Segment 71 - Payment Option Election, Continued

OPTION 2, ACCRUE PAY AT THE PAY CENTER:

SEG	HIST	COMPUTE	OBJECT	OPT							
71	999999	3		2							
	EFFDTE	TIME	DTPROC	SLC	PAT	DTPREP	DIST	RU	FORM	ENT	
	Description										
START	19910319	9999	19910328	0	199	19910325	77	39	61		
STOP	99999999	9999	99999999	0							
ACCRUE PAY AT PAY CENTER											

The segment 71 will display the message "ACCRUE PAY AT PAY CENTER" if payment option 2 has been selected. Payments will continue to accrue and be reflected in the Brought Forward Field of the segment 72. All amounts held at PSC will be dispersed in the next scheduled payday after the payment option is changed.

OPTION 3, CHECK TO DESIGNATED ADDRESS:

SEG	HIST	COMPUTE	OBJECT	OPT							
71	999999	3		3							
	EFFDTE	TIME	DTPROC	SLC	PAT	DTPREP	DIST	RU	FORM	ENT	
	Description										
START	19880516	9999	19880504	0	RES	19880416	53	16	6G		
STOP	99999999	9999	99999999	0							
PAYEE NAME							1ST LINE ADDRESS				
SMITH			A	B	123 ANT STREET						
			2ND LINE ADDR		CITY		ST		ZIP		
			NOWHERE		KS		12345-				

Field	Description
PAYEE NAME	Member's name.
1ST LINE ADDRESS	First line of address. Usually apartment number or PO Box number.
2ND LINE ADDR	Second line of address. Usually street address.
CITY ST ZIP	Self-explanatory.

Continued on next page

**Chapter 5
PAY SEGMENT ANALYSIS**

Segment 71 - Payment Option Election, Continued

OPTION 4, PAYMENT TO FINANCIAL INSTITUTION:

SEG	HIST	COMPUTE	OBJECT	OPT						
71	999999	3		3						
	EFFDTE	TIME	DTPROC	SLC	PAT	DTPREP	DIST	RU	FORM	ENT
	Description									
START	19930116	9999	19930121	0	104	19930120	33	30	6G	
STOP	99999999	9999	99999999	0						
ACCOUNT NBR	BANK ID	CK	DGT	SAV CD	PAYEE NAME					
1234556789	987654321		1	C	SMITH ANDREW B					

Field	Description
ACCOUNT NBR	Member's account number at the financial institution from the Payment Option Election (POE) transaction.
BANK ID	The financial institution's routing number from the POE transaction.
CK DGT	Check digit for routing number from the POE transaction.
SAV CD	Account type code from the POE transaction:
	Code Type of account
	C Checking
	S Savings
PAYEE NAME	Member's name.

Continued on next page

Chapter 5
PAY SEGMENT ANALYSIS

Segment 71 - Payment Option Election, Continued

OPTION 5, CADET PAY DISBURSED TO CADET FUND:

The segment 71 will display the message "Cadet Pay Disbursed to Cadet Fund" if pay option 5 has been selected. The net pay will be transferred to the Cadet Fund by the Academy at the time payroll is computed and processed.

SEG	HIST	COMPUTE	OBJECT	OPT						
71	999999	3		3						
	EFFDTE	TIME	DTPROC	SLC	PAT	DTPREP	DIST	RU	FORM	ENT
	Description									
START	19930116	9999	19930121	0	104	19930120	33	30	6G	
STOP	99999999	9999	99999999	0						
CADET PAY DISBURSED TO CADET FUND										

Chapter 5
PAY SEGMENT ANALYSIS

SEGMENT 72 - PAYMENT

Introduction Segment 72 contains information on payments to a member.

Example:

SEG	HIST	COMPUTE	OBJECT								
72	999999	3									
	EFFDTE	TIME	DTPROC	SLC	PAT	DTPREP	DIST	RU	FORM	ENT	ACTION
START	20000501	9999	20000420	0	COM	20000420					
STOP	20000531	9999	20000420	0	COM	20000420					
SCHED-DT	PROJ-AMT	ACT-AMT	CANC	GROSS-ENT-AMT	NON-TAX-DED						
20000515	\$1416.64	\$1416.64	0	\$1952.90	\$68.66						
SCHED-DT	PROJ-AMT	ACT-AMT	CANC	GROSS-ENT-AMT	NON-TAX-DED						
20000530	\$1425.17	\$0.00	0	\$1961.44	\$68.66						
STATUS	TOT-LIAB	TOT-BAL	PREV-MTH-BAL	PREV-MTH-PAY							
GD	\$0.00	\$0.00	\$0.00	\$2832.29							
PROJ-FED-TAX-WAGES	PROJ-FED-TAX	PROJ-NRALN-IN-WAGES	PROJ-EARN-INC-PAY								
\$2946.30	\$151.32	\$0.00	\$0.00								
PROJ-FICA-WAGES	PROJ-FICA-TAX	PROJ-NRALN-OUT-WAGES	PROJ-COMBAT-WAGES								
\$2946.30	\$225.39	\$0.00	\$0.00								
PROJ-STATE-WAGES	PROJ-STATE-TAX	PROJ-TSP-NON-DEF	PROJ-TSP-DEF-AMT								
\$0.00	\$0.00	\$0.00	\$0.00								

Segment 72 data fields This table describes fields unique to Segment 72. Please see page 5-8 for descriptions of fields common to all segments.

Field	Description
OBJECT	Blank.
NOTE: The following Fields will be zeroes if segment built by Accessions.	
Field	Description
SCHED-DT	Scheduled Pay Date (Mid-Month/End-Month).
PROJ-AMT	Projected Pay Amount (Mid-Month/End-Month). Calculated by end-month COMPUTE in prior month. May be adjusted by mid-month COMPUTE in the current month.
ACT-AMT	Actual Amount Paid (Mid-Month/End-Month).
CANC	Canceled Flag (Mid-Month/End-Month). Valid codes are:
	Code Flag
	0 Payment not canceled
1 Payment has been canceled	
GROSS-ENT-AMT	Gross Entitlement Amount (Mid-Month/End-Month). Set by prior month COMPUTE when the segment is built, it is based on projections. It is updated by mid & end-month COMPUTE in current month to reflect actual gross entitlements for the month.

Continued on next page

Chapter 5
PAY SEGMENT ANALYSIS

SEGMENT 72 - PAYMENT, Continued

Segment 72 data fields (cont'd)

Field	Description
NON-TAX-DED	Non-tax Deductions (Mid-month/End-month). These are the projected deductions, other than taxes and allotments, to a member's pay.
STATUS	Members pay status at the time COMPUTE runs, taken from STATUS CODE Field of segment <u>57</u> .
TOT-LIAB	Not used.
TOT-BAL	Undistributed net pay amount to be carried forward to next month, calculated by COMPUTE.
PREV-MTH-BAL	Undistributed net pay carried forward from last month.
PREV-MTH-PAY	End-month net pay actually paid to member in previous month. This is the end-month ACT-AMT Field from the previous month's segment 72. The following Fields are set when the segment is built by prior month COMPUTE, based on projected wages for the current month. They may be adjusted by the mid-month COMPUTE in the current month.
PROJ-FED- TAX- WAGES	Projected federal income tax wages.
PROJ-FED-TAX	Projected federal income tax withholding.
PROJ-NRALN- IN-WAGES	Projected Nonresident Alien stationed INCONUS Wages.
PROJ-EARN- INC-PAY	Projected advance Earned Income Credit Pay.
PROJ-FICA- WAGES	Projected FICA Wages.
PROJ-FICA- TAX	Projected FICA withholdings.
PROJ-NRALN- OUT-WAGES	Projected Nonresident Alien stationed OUTCONUS Wages.
PROJ-COMBAT- WAGES	Projected Combat Wages.
PROJ-STATE- WAGES	Projected state income taxable wages.
PROJ-STATE- TAX	Projected state income tax withheld.
PROJ-TSP-NON- DEF	Projected Thrift Savings Plan Non-Deferred contributions (Tax-exempt)
PROJ-TSP-DEF- AMT	Projected Thrift Savings Plan Deferred contributions (Tax-deferred)

Segment 73 - Vacant

Introduction This segment is not presently used.

**Chapter 5
PAY SEGMENT ANALYSIS**

Segment 74 - Leave

Introduction

Segment 74 contains information on a member's leave usage.

Example:

SEG	HIST	COMPUTE	OBJECT								
74	200004	4									
	EFFDTE	TIME	DTPROC	SLC	PAT	DTPREP	DIST	RU	FORM	ENT	ACTION
START	20000414	9999	20000420	0	127	20000420	53	02	63		
STOP	20000414	9999	20000420	0	127	20000420	53	02	63		
DAYS USED	TYPE LV	LV STATUS									
1.0	AI	D									

Segment 74 data fields

This table describes fields unique to Segment 74. Please see page [5-8](#) for descriptions of fields common to all segments.

Field	Description	
DAYS USED	Number of days leave used.	
TYPE LV	Leave Type code:	
	Code	Type of leave
	AI	Regular leave INCONUS
	AO	Regular leave OUTCONUS
	SL	Sick leave
	EX	Excess leave
LV STATUS	Leave Status code:	
	Code	Leave status
	D	Leave Balance debited
	Blank	No effect on Leave Balance

Chapter 5
PAY SEGMENT ANALYSIS

Segment 75 - SOI/Separation/Retention/Reserve LSL-Entitlement

Introduction Segment 75 contains information from a member's Statement of Intent, Reenlistment Contract, extensions, retentions, separations, RELADs, retirements, or reserve lump sum leave entitlement.

Examples:

SEG	HIST	COMPUTE	RETENTION SOI						
75	999999								
EFFDTE	TIME	DTPROC	SLC	PAT	DTPREP	DIST	RU	FORM	ENT ACTION
START	20030205	9999	20030206	0	PPS	20030205	07	00	6F
STOP	20030309	9999	20030206	0	PPS	20030205	07	00	6F
TYPE-RET	TYPE-75	RET-DT	SAVED-LV	REG-LV	LV-FORWARD				
	B	0	20030308	0.0	0.0	0.0			
SRB-DATE	INIT-INST-AUTH	LENGTH-RET							
20030309	1	0600							
1ST LEAVE FROM	TO	TYPE	2ND LEAVE FROM	TO	TYPE				
999999999	999999999		999999999	999999999					
DAFIS ACCOUNTING STRING									

SEG	HIST	COMPUTE	SEPARATION SOI						
75	999999								
EFFDTE	TIME	DTPROC	SLC	PAT	DTPREP	DIST	RU	FORM	ENT ACTION
START	20030205	9999	20030206	0	PPS	20030205	32	00	6F
STOP	20030204	9999	20030212	0	PPS	20030210	32	00	6F
TYPE-SEP	TYPE-75	SEP-DT	SAVED-LV	REG-LV	DIS-GRADE	OFF-LONG			
	D	1	20030426	0.5	0.5				
SEVERENCE-OBJ	STANDARD-PERF	RES-SEP-PAY-CD	U.S.VIP						
			\$0.00						
1ST LEAVE FROM	TO	TYPE	2ND LEAVE FROM	TO	TYPE				
20030317	20030426	AI	999999999	999999999					
DAFIS ACCOUNTING STRING									

SEG	HIST	COMPUTE	RETENTION ACTION						
75	200212	4							
EFFDTE	TIME	DTPROC	SLC	PAT	DTPREP	DIST	RU	FORM	ENT ACTION
START	20021114	9999	20021211	0	828	20021210	32	06	62 M
STOP	20021114	9999	20021211	0	828	20021210	32	06	62 M
TYPE-RET	TYPE-75	RET-DT	SAVED-LV	REG-LV	LV-FORWARD				
	2	20021114	0.0	0.0	50.0				
DAFIS ACCOUNTING STRING									

SEG	HIST	COMPUTE	SEPARATION ACTION						
75	200301	4							
EFFDTE	TIME	DTPROC	SLC	PAT	DTPREP	DIST	RU	FORM	ENT ACTION
START	20021210	9999	20021211	0	911	20021209	33	20	67 P993
STOP	20021210	9999	20021211	0	911	20021209	33	20	67 P993
TYPE-SEP	TYPE-75	SEP-DT	SAVED-LV	REG-LV	DIS-GRADE	OFF-LONG			
	A	3	20021209	0.0	0.0				XX
SEVERENCE-OBJ	STANDARD-PERF	RES-SEP-PAY-CD							
DAFIS ACCOUNTING STRING									

Continued on next page

Chapter 5 PAY SEGMENT ANALYSIS

SEG	HIST	COMPUTE	RESERVE LSL ENTITLEMENT			
75	200212	4				
EFFDTE	TIME	DTPROC	SLC	PAT	DTPREP	DIST RU FORM ENT ACTION
START	20021206	9999	20021211	0	269	20021207 77 39 67 R975
STOP	20021206	9999	20021211	0	269	20021207 77 39 67 R975
TYPE-RET	TYPE-75	SEP-DT	SAVED-LV	REG-LV	LV-FORWARD	
E	4	20021206	0.0	4.5	0.0	
SRB-DATE	INIT-INST-AUTH	LENGTH-RET				
99999999	0					
1ST LEAVE FROM	TO	TYPE	2ND LEAVE FROM	TO	TYPE	
99999999	99999999	XX	99999999	99999999	XX	
SEVERENCE-OBJ	STANDARD-PERF	RES-SEP-PAY-CD				
DAFIS ACCOUNTING STRING						
2Q30129910010____78050117H7103G71Q1002M000_____						

**Segment 75
data fields**

This table describes fields unique to Segment 75. Please see page 5-8 for descriptions of fields common to all segments.

Field	Description		
"SEGMENT TITLE"	Segment Title will be RETENTION SOI, SEPARATION SOI, RETENTION Description, SEPARATION Description, or RESERVE LSL ENTITLEMENT.		
START STOP AUTHORITY			
EFFDTE - Start Date. Valid dates are:		EFFDTE - Stop Date. Valid dates are:	
Retention SOI	Effective date of transaction	Retention SOI	Last day of prior service period
Separation SOI	Effective date of transaction	Separation SOI	Effective date of transaction
Deactivation SOI	Effective date of transaction	Deactivation SOI	Effective date of transaction
Retention Description	Last day of prior service period	Retention Description	Last day of prior service period
Separation Description	Date of separation	Separation Description	Date of separation
Deactivation Description	Date of separation	Deactivation Description	Date of separation
Reserve LSL Entitlement	Date of Separation from AD	Reserve LSL Entitlement	Date of Separation from AD

Continued on next page

Chapter 5
PAY SEGMENT ANALYSIS

Segment 75 - SOI/Separation/Retention/Reserve LSL-Entitlement, Continued

Segment 75 data fields (cont'd)

Field	Description
TYPE-RET	Type Retention. Used in conjunction with TYPE-75. Valid codes are: A Extension of enlistment. B Reenlistment. C Involuntary retention beyond normal expiration of enlistment. D Extension of active duty period authorized (reserve members and recalled retirees). E Reserve, process Lump Sum Leave Entitlement (R 975). Q High Year Tenure (HYT)
TYPE-75	Segment Type Code. The assigned numeric code indicates segment type. Used in conjunction with Segment Title. Valid codes are: 0 SOI for Retention. 1 SOI for Separation. 2 Retention Transaction. 3 Separation Transaction. 4 Reserve, process Lump Sum Leave Entitlement (R 975). 5 SOI for Deactivation. 6 Deactivation Transaction
RET-DT	Retention Date. Day prior to effective date of retention.
SAVED-LV	Saved Leave. The number of days of saved leave member desires to sell at retention. This is set to 0.0 if member does not intend to sell saved leave.
REG-LV	Regular Leave. If TYPE-75 Field equals 0, 1, 2, or 3, this Field represents the number of days of regular leave member desires to sell at separation, reenlistment, or first extension from an SOI (L6FA), separation transaction (P 203, P 214, L68C), or retention transaction (P 193, P 198, L62C). If TYPE-75 Field equals 4, this Field represents the number of days of regular leave a reserve member desires to sell upon completion of an active duty period. Otherwise, set to 0.0.

Continued on next page

Chapter 5
PAY SEGMENT ANALYSIS

Segment 75 - SOI/Separation/Retention/Reserve LSL-Entitlement, Continued

Segment 75 data fields (cont'd)

Field	Description
LV-FORWARD	Leave Forward. If TYPE-75 Field equals 0, 1, 2, or 3, this Field represents the number of days of Leave Carried Forward at extension/reenlistment from an SOI for retention (L6FA) or retention transaction (P 198, P 199, L62C). If TYPE-75 Field equals 4, this Field represents the number of days of Leave Carried Forward as of the SEP-DT.
SRB-DT	Selective Reenlistment Bonus Date. The date the member is entitled to an initial SRB payment.
INIT-INST AUTH	The number of Initial Selective Reenlistment Bonus Installments. The number of SRB installments authorized at extension or reenlistment.
LENGTH-RET	Length of Retention. The number of years and months of the retention.
1ST LEAVE	FROM: Start date of first period of leave projected to be taken. TO: Stop date of first period of leave projected to be taken. TYPE: Type leave of first period of leave projected to be taken.
2ND LEAVE	FROM: Start date of second period of leave projected to be taken. TO: Stop date of second period of leave projected to be taken. TYPE: Type leave of second period of leave projected to be taken.
DAFIS ACCOUNTING STRING	This Field contains the CG DAFIS accounting data required for reserve training. See Chapter 4, Section F, DAFIS Accounting String Layout.
TYPE-SEP	Type Separation. Used in conjunction with TYPE-75. Valid codes are: A Discharge. B Resignation. C Canceled Enlistment. D Release from Active Duty. E Retirement/Resumption of Retired Status. F Death. G Sworn in as a Cadet. H Fraudulent Enlistment. I Deactivation

Continued on next page

Chapter 5
PAY SEGMENT ANALYSIS

Segment 75 - SOI/Separation/Retention/Reserve LSL-Entitlement, Continued

Segment 75 data fields (cont'd)

Field	Description
TYPE-75	See Retention SOI
SEP-DT	Separation Date. For Reserve Leave Entitlement (R 975), the effective date of the transaction which is the day the member becomes entitled to sell leave.
SAVED-LV	See Retention SOI
REG-LV	See Retention SOI
DIS-GRADE	Disability Severance Pay Grade/Rate Code. Highest pay grade held for which disability severance pay is to be computed. If blank, Disability Severance Pay is not payable.
OFF-LONG	Officer Severance Pay Longevity. It indicates the years and months of continuous active service from which Severance Pay is to be computed. If blank, Severance Pay is not payable.
SEVERANCE- OBJ	Officer Severance Pay Object Code. It differentiates between those separated due to non-selection or unfitness (Due to Cause). Valid codes are: 6 Non-Selection. 7 Unfitness or Due to Cause. Blank Not applicable.
STANDARD- PERF	Standard of Performance Code. This applies only to reserve members being involuntarily released and entitled to Lump Sum Readjustment Pay. Valid codes are: 0 Substandard performance. 1 Standard performance. Blank Not payable.

Continued on next page

Chapter 5
PAY SEGMENT ANALYSIS

Segment 75 - SOI/Separation/Retention/Reserve LSL-Entitlement, Continued

Segment 75 data fields (cont'd)

Field	Description
RES-SEP-PAY-CD	Reserve Separation Pay Code. This applies only to reserve members entitled to Reserve Separation Pay. Valid codes are: 0 Substandard performance. 1 Standard performance. Blank Not payable.
U.S.VIP	Uniformed Services Voluntary Insurance Program. The amount the member elects to have withheld for payment of premium.
TYPE-RET	See Retention SOI
TYPE-75	See Retention SOI
SEP-DT	Retention Date. Valid dates are: Agreement to Extend - Day prior to effective date. Ext/Reenl/Retention - Day prior to effective date.
SAVED-LV	See Retention SOI
REG-LV	See Retention SOI
LV-FORWARD	See Retention SOI
TYPE-SEP	See Separation SOI
TYPE-75	See Retention SOI
SEP-DT	Separation Date.
SAVED-LV	See Retention SOI
REG-LV	See Retention SOI
DIS-GRADE	See Separation SOI
OFF-LONG	See Separation SOI
SEVERANCE-OBJ	See Separation SOI
STANDARD-PERF	See Separation SOI

Continued on next page

Chapter 5
PAY SEGMENT ANALYSIS

Segment 75 - SOI/Separation/Retention/Reserve LSL-Entitlement, Continued

Segment 75 data fields (cont'd)

Field	Description
RES-SEP- PAY-CD	See Separation SOI
TYPE-RET	See Retention SOI
TYPE-75	See Retention SOI
SEP-DATE	Separation Date
SAVED-LV	See Retention SOI
REG-LV	See Retention SOI
LV-FORWARD	See Retention SOI
SRB-DATE	See Retention SOI
INIT-INST AUTH	See Retention SOI
LENGTH-RET	See Retention SOI
1ST LEAVE	See Retention SOI
2ND LEAVE	See Retention SOI
SEVERANCE- OBJ	See Separation SOI
STANDARD- PERF	See Separation SOI
RES-SEP-PAY- CD	See Separation SOI
DAFIS ACCOUNTING STRING	See Retention SOI

Chapter 5
PAY SEGMENT ANALYSIS

Segment 76 - Individual Allotment, Continued

Segment 76 data fields (cont'd)

Field	Description
PURPOSE	Purpose Code. Valid codes are: B Series EE U.S. Savings Bonds, See Segment 78, only C Charitable contributions. (Combined Federal Campaign Fund) D Support of dependents. E VEAP education allotment, see Segment 54. F Montgomery GI Bill, see Segment 63. G Series I U.S. Savings Bond, see Segment 78, only H Home mortgage payments. I Insurance payments. J TRICARE Dental Program (Active Duty Segment 77 only) K MGIB Additional Amount L Loan repayments—Armed Forces Relief M Navy Mutual Aid Insurance. N CG Mutual Aid Insurance in PeopleSoft (X in Jumps) O Reserved for PeopleSoft S Personal Savings (Segment 77 only). T Voluntary Repayment of Gov. Debt U Long Term Care Insurance V Loan Repayment—CG Mutual Assistance (L in Jumps) W Loan Repayment—American Red Cross. (L in Jumps) X Payment of dues to Coast Guard Associations. Y Loan Repayment-Other (L in Jumps) Z Saving Deposit Plan
MONTH-DED	Monthly amount of the allotment.
CUM-MTH-DED	Not used.
CHG-DT	Change Date (YYYYMM). Date of a change to this allotment or the last deduction date.
NET-CHG	Net Change amount. If the allotment amount has been changed, net change is calculated by taking the new amount less old amount. Otherwise, set to \$0.00.
CHG-IND	Change Indicator. Valid codes are: C A change to the allotment has processed. 0 No change to the allotment has processed.
ALLOT-NBR	Allotment Number.
CONV FLAG	Conversion Flag, set to "1" when an individual allotment is converted to a blanket allotment by an H851.

Continued on next page

Chapter 5
PAY SEGMENT ANALYSIS

Segment 76 - Individual Allotment, Continued

Segment 76 data fields (cont'd)

Field	Description
POLICY NBR	Account or policy number.
PAYEE NAME	Payee Name. The name the allotment is payable to. May be different than member's name. Can be changed by submitting an Allotment Authorization (CG-4222).
FOR-IND	Foreign address Indicator. Valid codes are: F Foreign address. Blank U.S. address.
1ST LINE ADDR	1st line of address.
2ND LINE ADDR	2nd line of address.
CITY	City or foreign country.
ST	State code.
ZIP	ZIP or foreign country sort code. ZIP code can be five or nine characters.

Chapter 5
PAY SEGMENT ANALYSIS

Segment 77 - Blanket Allotment

Introduction Segment 77 contains information on a member's Blanket Allotment.

Example:

SEG	HIST	COMPUTE	OBJECT	A/I-IND	DEF-PER-IND	PURPOSE					
77	999999	3	D025C	A	D	C					
	EFFDTE	TIME	DTPROC	SLC	PAT	DTPREP	DIST	RU	FORM	ENT	ACTION
START	20000101	9999	19991207	0	023	19991203	53	02	6D		
STOP	20001231	9999	19991207	0	023	19991203	53	02	6D		
MONTH-DED	CUM-MTH-DED	CHG-DT	NET-CHG	CHG-IND	ALLOT-NBR	CONV	FLAG				
\$2.00	\$0.00	999999	\$0.00	0		011					
POLICY NBR	PAYEE CODE	ROUTING NUMBER	CK	DGT	SAV	CD					
	612	00000000		0							
ACCOUNT IDENTIFICATION											

Segment 77 data fields This table describes fields unique to Segment 77. Please see page [5-8](#) for descriptions of fields common to all segments.

Field	Description
OBJECT	D020 (followed by purpose code) (officer). D025 (followed by purpose code) (enlisted).
A/I-IND	Active/Inactive Indicator. Valid codes are: A Active allotment. I Inactive allotment.
DEF-PER-IND	Definite Period Indicator. Valid codes are: D Definite period allotment. Blank Open ended allotment.
PURPOSE	Purpose Code. See segment 76 .
MONTH-DED	Monthly amount of the allotment.
CUM-MTH-DED	Not used.
CHG-DT	Change Date (YYYYMM). Date of a change to this allotment or the last deduction date.
NET-CHG	Net Change amount. If the allotment amount has been changed, net change is calculated by taking the new amount less old amount. Otherwise, set to \$0.00.

Continued on next page

Chapter 5
PAY SEGMENT ANALYSIS

Segment 77 - Blanket Allotment, Continued

Segment 77 data fields (cont'd)

Field	Description
CHG-IND	Change Indicator. Valid codes are: C A change to the allotment has processed. 0 No change to the allotment has processed.
ALLOT-NBR	Allotment Number.
CONV FLAG	See segment <u>76</u> .
POLICY NBR	Account or policy number.
PAYEE CODE	Blanket code, from the Blanket Code Listing.
ROUTING NBR	This number identifies the financial institution.
CK DGT	Check digit.
SAV CD	"C" for checking or "S" for savings.
ACCOUNT IDENTIFICATION	A 35 character Field to identify the account holder name or policy number.

Chapter 5
PAY SEGMENT ANALYSIS

Segment 78 - Bond Allotment

Introduction Segment 78 contains information on a member's purchase of U. S. Savings Bonds.

Example:

SEG	HIST	COMPUTE	OBJECT	A/I-IND	PURPOSE						
78	199403	4	D015M	I	B						
	EFFDTE	TIME	DTPROC	SLC	PAT	DTPREP	DIST	RU	FORM	ENT	ACTION
START	19920601	9999	19931110	0	027	19931108	09	64	67		P800
STOP	19940331	9999	19940315	0	105	19940307	09	64	6D		
MONTH-DED	CUM-MTH-DED	DENOM	FREQ	ALL-NBR	CO-OWNER						
\$50.00	\$0.00	4	M	002	B						
OWNER-SSN		OWNER NAME									
123456789		JOE C. COASTIE									
	1ST	LINE	ADDR		2ND	LINE	ADDR				
	123	RAINBOW	DR								
					CITY	ST	ZIP				
					INVESTED	MI	84157-				
CO-OWNER SSN		CO-OWNER NAME									
123456782		JOANNE M. COASTIE									

Segment 78 data fields This table describes fields unique to Segment 78. Please see page [5-8](#) for descriptions of fields common to all segments.

Field	Description
OBJECT	For Series EE Bonds
	D010 (followed by frequency code) (officer)
	D015 (followed by frequency code) (enlisted)
	For Series I Bonds
	D170 (followed by frequency code) (officer)
	D175 (followed by frequency code) (enlisted)
A/I-IND	Active/Inactive Indicator. Valid codes are: A Active bond segment. I Inactive bond segment.
PURPOSE	B -- Indicates Series EE Bond G -- Indicates Series I Bond
MONTH-DED	Monthly Deduction amount.
CUM-MTH-DED	Cumulative Monthly Deduction. For bonds other than monthly, this Field shows the cumulative amount deducted toward a bond. For monthly bonds, this Field shows \$0.00.

Continued on next page

Chapter 5
PAY SEGMENT ANALYSIS

Segment 78 - Bond Allotment, Continued

Segment 78 data fields (cont'd)

Field	Description																																																																		
DENOM	<p>MONTHLY DEDUCTION AMOUNTS</p> <p>Series EE Bond Denomination Codes:</p> <table style="width: 100%; border-collapse: collapse;"> <thead> <tr> <th style="width: 15%;"></th> <th style="width: 20%;">MONTHLY</th> <th style="width: 20%;">BI-MONTHLY</th> <th style="width: 20%;">TRI-ANNUAL</th> <th style="width: 25%;">BOND FACE VALUE</th> </tr> </thead> <tbody> <tr> <td style="text-align: center;"><u>CODE</u></td> <td style="text-align: center;"><u>BONDS</u></td> <td style="text-align: center;"><u>BONDS</u></td> <td style="text-align: center;"><u>BONDS</u></td> <td></td> </tr> <tr> <td style="text-align: center;">4</td> <td style="text-align: right;">50.00</td> <td style="text-align: right;">25.00</td> <td style="text-align: right;">12.50</td> <td style="text-align: right;">100.00</td> </tr> <tr> <td style="text-align: center;">5</td> <td style="text-align: right;">100.00</td> <td></td> <td></td> <td style="text-align: right;">200.00</td> </tr> <tr> <td style="text-align: center;">6</td> <td style="text-align: right;">250.00</td> <td style="text-align: right;">125.00</td> <td style="text-align: right;">62.50</td> <td style="text-align: right;">500.00</td> </tr> <tr> <td style="text-align: center;">7</td> <td style="text-align: right;">500.00</td> <td></td> <td></td> <td style="text-align: right;">1000.00</td> </tr> </tbody> </table> <p>Series I Bond Denomination Codes:</p> <table style="width: 100%; border-collapse: collapse;"> <tbody> <tr> <td style="width: 15%;"></td> <td style="width: 20%;">A</td> <td style="width: 20%;">50.00</td> <td style="width: 20%;">25.00</td> <td style="width: 25%;">12.50</td> <td style="width: 20%;">50.00</td> </tr> <tr> <td></td> <td>B</td> <td style="text-align: right;">75.00</td> <td style="text-align: right;">37.50</td> <td></td> <td style="text-align: right;">75.00</td> </tr> <tr> <td></td> <td>C</td> <td style="text-align: right;">100.00</td> <td style="text-align: right;">50.00</td> <td style="text-align: right;">25.00</td> <td style="text-align: right;">100.00</td> </tr> <tr> <td></td> <td>D</td> <td style="text-align: right;">200.00</td> <td style="text-align: right;">100.00</td> <td style="text-align: right;">50.00</td> <td style="text-align: right;">200.00</td> </tr> <tr> <td></td> <td>E</td> <td style="text-align: right;">500.00</td> <td style="text-align: right;">250.00</td> <td style="text-align: right;">125.00</td> <td style="text-align: right;">500.00</td> </tr> <tr> <td></td> <td>F</td> <td style="text-align: right;">1000.00</td> <td style="text-align: right;">500.00</td> <td style="text-align: right;">250.00</td> <td style="text-align: right;">1000.00</td> </tr> </tbody> </table>		MONTHLY	BI-MONTHLY	TRI-ANNUAL	BOND FACE VALUE	<u>CODE</u>	<u>BONDS</u>	<u>BONDS</u>	<u>BONDS</u>		4	50.00	25.00	12.50	100.00	5	100.00			200.00	6	250.00	125.00	62.50	500.00	7	500.00			1000.00		A	50.00	25.00	12.50	50.00		B	75.00	37.50		75.00		C	100.00	50.00	25.00	100.00		D	200.00	100.00	50.00	200.00		E	500.00	250.00	125.00	500.00		F	1000.00	500.00	250.00	1000.00
	MONTHLY	BI-MONTHLY	TRI-ANNUAL	BOND FACE VALUE																																																															
<u>CODE</u>	<u>BONDS</u>	<u>BONDS</u>	<u>BONDS</u>																																																																
4	50.00	25.00	12.50	100.00																																																															
5	100.00			200.00																																																															
6	250.00	125.00	62.50	500.00																																																															
7	500.00			1000.00																																																															
	A	50.00	25.00	12.50	50.00																																																														
	B	75.00	37.50		75.00																																																														
	C	100.00	50.00	25.00	100.00																																																														
	D	200.00	100.00	50.00	200.00																																																														
	E	500.00	250.00	125.00	500.00																																																														
	F	1000.00	500.00	250.00	1000.00																																																														
FREQ	<p>Frequency of Bond issue. Valid codes are:</p> <p>M Monthly bonds.</p> <p>B Bi-monthly bonds.</p> <p>T Tri-annual bonds.</p>																																																																		
ALL-NBR	Allotment Number.																																																																		
CO-OWNER	<p>Co-owner/Beneficiary code. Valid codes are:</p> <p>C Co-owner.</p> <p>B Beneficiary.</p> <p>Blank Not designated</p>																																																																		
OWNER-SSN	SSN of owner.																																																																		
OWNER NAME	Name of owner.																																																																		
1ST LINE ADDR	First line of mailing address.																																																																		
2ND LINE ADDR	Second line of mailing address.																																																																		
CITY ST ZIP	City, state and ZIP code. ZIP code can be five or nine digits.																																																																		
CO-OWNER SSN	SSN of co-owner/beneficiary (optional).																																																																		
CO-OWNER NAME	Name of co-owner/beneficiary (optional).																																																																		

Chapter 5
PAY SEGMENT ANALYSIS

Segment 79 - VA Allotment

Introduction Segment 79 contains information on a member's allotment for VA insurance.

Example:

SEG	HIST	COMPUTE	OBJECT	A/I-IND	VA-RSN-CDE	PURPOSE					
79	199303	4	D025N	A		N					
	EFFDTE	TIME	DTPROC	SLC	PAT	DTPREP	DIST	RU	FORM	ENT	ACTION
START	19540101	9999	19840621	0	COM	19840621	00	00	00		
STOP	19930331	9999	19930320	0	COM	19930320					
MONTH-DED		CUM-MTH-DED	CHG-DT	NET-CHG	CHG-IND	ALLOT-NBR					
\$17.35		\$17.35	0000	\$0.00	0	001					
POLICY-NBR											
900728181											

Segment 79 data fields This table describes fields unique to Segment 79. Please see page [5-8](#) for descriptions of fields common to all segments.

Field	Description	
OBJECT	D020N (officer). D025N (enlisted).	
A/I IND:	Active/Inactive Indicator. Valid codes are:	
	Code	Description
	A	Active allotment.
	I	Inactive allotment.
VA-RSN-CDE	Veterans Administration Change Reason Code. Valid codes are:	
	Code	Reason
	A	Death.
	C	Initial Establishment (New Insurance).
	D	Discontinuance (Insured's request).
	E	Discharge (Other than Court-Martial)
	G	Transfer to or from USGLI
	I	Waiver of Premiums (VA request).
	J	Allotment established in error.
	K	Disapproval of insurance by VA.
	N	38 USC 724 Waiver.
	O	Miscellaneous (Any reason other than those specifically identified).
	P	Split case (Reestablishment of part of allotment).
	Q	Current policy change (Change from waiver direct pay and reestablishment of allotments when personnel reenter service).

Continued on next page

Chapter 5
PAY SEGMENT ANALYSIS

Segment 79 - VA Allotment, Continued

Segment 79 data fields This table describes fields unique to Segment 79. Please see page 5-8 for descriptions of fields common to all segments.

Field	Description	
VA-RSN-CDE (cont'd)	Veterans Administration Change Reason Code. Valid codes are:	
	Code	Reason
	T	Retired
	U	Correction of allotment initiated by USCG
	V	Correction of allotment initiated by VA.
	W	Change or addition (existing insurance allotment in effect).
	X	Renewal
	Y	Change in name
	Blank	On-going allotment
PURPOSE	Always N.	
MONTH-DED	Monthly deduction amount.	
CUM-MTH-DED	This Field contains the allotment amount before a change occurs.	
CHG-DT	Last change date. Otherwise, set to 0000.	
NET-CHG	Net Change amount. If the allotment amount has been changed, net change is calculated by taking the new amount less old amount. Otherwise, set to \$0.00.	
CHG-IND	Change Indicator. Valid codes are:	
	CA	change to the allotment has processed.
	0	No change to the allotment has processed.
ALLOT-NBR	Allotment Number.	
POLICY-NBR	VA policy number.	

Segment 80 - Vacant

Introduction This segment is not presently used.

Chapter 5
PAY SEGMENT ANALYSIS

Segment 81 - Reserve Points

Introduction Segment 81 contains information on a member's reserve points.

Example:

SEG	HIST	COMPUTE	OBJECT				
81	999999	3					
	EFFDTE	TIME	DTPROC	SLC	PAT	DTPREP	DIST RU FORM ENT ACTION
START	19991103	9999	19991020	0	COM	19991020	
STOP	20001102	9999	19991020	0	COM	19991020	
REASON CODE	CORR COURSE SUMMARY						
STATEMENT ISSUED				NUM	IDENTIFICATION	COM DT	POINTS
POINTS VERIFIED				1			000
SERVICE CODE		B		2			000
QUALIFYING SVC		000528		3			000
REG ACTIVE DUTY		00000		4			000
RES ACTIVE DUTY		00006		5			000
FUNERAL POINTS (FHD)		000		6			000
APP DUTY (RMP)	00000			7			000
IDT	00032			8			000
RES (MBR)	00007			9			000
CORR COURSE	00000			10			000
IDT SUB TOTAL	00039						
IDT ADJ TOTAL	00039						
TOTAL POINTS	00045						

Segment 81 data fields This table describes fields unique to Segment 81. Please see page [5-8](#) for descriptions of fields common to all segments.

Field	Description
OBJECT	Blank
REASON CODE	The reason the last Retirement Points Statement was issued for the period covered by Reserve Points Segment. Valid codes are: 1 Annual statement. 2 Separation. 3 Entered active duty. 4 Transfer to ISL or retired. 5 Corrected annual statement. 6 Corrected separation. 7 Corrected entered active duty. 8 Corrected transfer to ISL or retired. 9 Segment closed to future retirement points statement issues.

Continued on next page

Chapter 5
PAY SEGMENT ANALYSIS

Segment 81 - Reserve Points, Continued

Segment 81 data fields (cont'd)

Field	Description																														
REASON CODE (cont'd)	<p>For any points eligible reservist, the REASON CODE is normally changed from a "blank" to a "1" three months after the segment's STOP DATE. The compute flag remains a three until 12 months after the STOP DATE when the REASON CODE is changed from a "1" to a "9" which indicates the segment has been computed on for the final time. The exception is when a L67 with Action Code H 970 is submitted.</p> <p>For reservist entering Retired Awaiting Pay at 60 (RET-2) status, indicated by Member Type 3 Codes of LOK, LWK, and LEK, the REASON CODE will be set at "4" three months after the segment's STOP DATE. One year after the STOP DATE, the REASON CODE will be changed from a "4" to a "9" and the Compute Flag will be changed from a "3" to a "4".</p>																														
STATEMENT ISSUED	The date a Retirement Points Statement was last issued to the member.																														
POINTS VERIFIED	A valid date indicates the points information within the Reserve Points Segment has been verified and the date of verification.																														
SERVICE CODE	<p>Displays the branch of service for the period of service covered by the Reserve Points Segment. Valid codes are:</p> <table border="1" style="width: 100%; border-collapse: collapse;"> <thead> <tr> <th style="text-align: center;">Code</th> <th style="text-align: center;">Description</th> </tr> </thead> <tbody> <tr><td style="text-align: center;">A</td><td>Coast Guard.</td></tr> <tr><td style="text-align: center;">B</td><td>Coast Guard Reserve.</td></tr> <tr><td style="text-align: center;">C</td><td>Navy.</td></tr> <tr><td style="text-align: center;">D</td><td>Navy Reserve.</td></tr> <tr><td style="text-align: center;">E</td><td>Army.</td></tr> <tr><td style="text-align: center;">F</td><td>Army Reserve.</td></tr> <tr><td style="text-align: center;">G</td><td>Air Force.</td></tr> <tr><td style="text-align: center;">H</td><td>Air Force Reserve.</td></tr> <tr><td style="text-align: center;">I</td><td>Marine Corps.</td></tr> <tr><td style="text-align: center;">J</td><td>Marine Corps Reserve.</td></tr> <tr><td style="text-align: center;">K</td><td>Public Health Service.</td></tr> <tr><td style="text-align: center;">L</td><td>National Guard.</td></tr> <tr><td style="text-align: center;">M</td><td>National Oceanographic and Atmospheric Administration.</td></tr> <tr><td style="text-align: center;">Z</td><td>Other Active Component.</td></tr> </tbody> </table>	Code	Description	A	Coast Guard.	B	Coast Guard Reserve.	C	Navy.	D	Navy Reserve.	E	Army.	F	Army Reserve.	G	Air Force.	H	Air Force Reserve.	I	Marine Corps.	J	Marine Corps Reserve.	K	Public Health Service.	L	National Guard.	M	National Oceanographic and Atmospheric Administration.	Z	Other Active Component.
Code	Description																														
A	Coast Guard.																														
B	Coast Guard Reserve.																														
C	Navy.																														
D	Navy Reserve.																														
E	Army.																														
F	Army Reserve.																														
G	Air Force.																														
H	Air Force Reserve.																														
I	Marine Corps.																														
J	Marine Corps Reserve.																														
K	Public Health Service.																														
L	National Guard.																														
M	National Oceanographic and Atmospheric Administration.																														
Z	Other Active Component.																														

Continued on next page

Chapter 5
PAY SEGMENT ANALYSIS

Segment 81 - Reserve Points, Continued

Segment 81 data fields (cont'd)

Field	Description
QUALIFYING SVC	Indicates the length of time creditable for retirement purposes.
REG ACTIVE DUTY	The number of regular active duty points earned while in an active duty status. The segment start/stops dates indicate the period when the active duty points were earned.
RES ACTIVE DUTY	The number of reserve active duty points earned for the anniversary year (period) indicated by the segment start/stop dates.
FUNERAL (FHS)	Indicates the total number of point granted for performing Funeral Duty
APP DUTY (RMP)	The number of appropriate duty points earned for the anniversary year (period) indicated by the segment start/stop dates.
IDT	The number of inactive duty points earned for the anniversary year (period) indicated by the segment start/stop dates.
RES (MBR)	The number of reserve participation points earned for the anniversary year (period) indicated by the segment start/stop dates.
CORR COURSE	The number of correspondence course points earned for the anniversary year (period) indicated by the segment start/stop dates.
IDT SUB TOTAL	Indicates the sum of appropriate duty, IDT, reserve participation points and correspondence course points earned for the anniversary year (period) indicated by the segment start/stop dates.
IDT ADJ TOTAL	Indicates the total number of IDT Sub Total points allowable for retirement purposes.
TOTAL POINTS	Indicates the sum of regular active duty, reserve active duty, Funeral Points, and IDT ADJ Total Points allowable for retirement purposes.
CORR COURSE SUMMARY:	
NUM	Indicates the correspondence course number within the summary section.
IDENTIFICATION COM DT POINTS	Identifies the individual correspondence course. The actual date the course was completed. The number of retirement points earned.

Segment 82 Anniversary Date

Introduction Segment 82 sets the reserve anniversary date.

Example:

SEG	HIST	COMPUTE									
82	999999	3									
	EFFDTE	TIME	DTPROC	SLC	PAT	DTPREP	DIST	RU	FORM	ENT	ACTION
START	19731103	9999	19961001	0	SCP	1995027					
STOP	99999999	9999	99999999	0							

Segment 82 data fields This segment does not have any unique fields. Please see page [5-8](#) for descriptions of fields common to all segments.

Chapter 5
PAY SEGMENT ANALYSIS

Segment 85 Thrift Savings

Introduction Segment 85 records thrift savings plan information.

Example:

SEG	HIST	COMPUTE									
85	200306	4									
	EFFDTE	TIME	DTPROC	SLC	PAT	DTPREP	DIST	RU	FORM	ENT	ACTION
START	20030101	9999	20021220	1	COM	20021220					
STOP	20030531	9999	20030605	0	PPS	20030530	53	00	67	P820	
BASE PAY		INCENTIVE PAY		SPECIAL PAY		BONUS ELECTION					
8.0%		0.0%		0.0%		0.0%					
			STOP DATE		STOP DATE		TSP CATCHUP AMT				
			99999999		99999999		\$0.00				

BASE PAY	Percent of base pay that member elects to have deducted for the Thrift Savings Plan
INCENTIVE PAY	Percent of incentive pay that member elects to have deducted for the Thrift Savings Plan
INCENTIVE PAY STOP DATE	Date that member's incentive pay election percentage stops for the Thrift Savings Plan
SPECIAL PAY	Percent of special pay that member elects to have deducted for the Thrift Savings Plan
SPECIAL PAY STOP DATE	Date that member's special pay election percentage stops for the Thrift Savings Plan
BONUS ELECTION	Percent of bonus pay that member elects to have deducted for the Thrift Savings Plan
TSP CATCHUP AMT	Monthly amount of TSP Catch-Up deduction

Chapter 5
PAY SEGMENT ANALYSIS

This page left blank intentionally.

Chapter 6
SOURCE DATA INFORMATION

Chapter Overview

Introduction This chapter provides detailed descriptions of the Recent Transaction File (RECENTS) and all PMIS/SOURCE transactions.

In this chapter

Topic	See Section
Recent Transaction File	6-A
Standard Transactions	6-B
Numbered Transactions	6-C
"D" Action Codes	6-D
"H" Action Codes	6-E
"P" Action Codes	6-F
"R" Action Codes	6-G

Section A
Recent Transaction File

Section Overview

Introduction This section provides descriptions of fields appearing in the Recent Transaction File (RECENTS)

In this section

Topic	See Page
Introduction to RECENTS	6-A-2
RECENTS Field Descriptions	6-A-3
Expanded RECENTS File Field Descriptions	6-A-6
PMIS/JUMPS Transactions and Form Identification	6-A-8

Section A
Recent Transaction File

Introduction to RECENTS

Introduction The purpose of this section is to provide definitions and examples to assist in using the Recent Transaction File (i.e., “RECENTS”).

File Description The Recent Transaction File contains a chronological listing of all transactions that have processed in PMIS/JUMPS since 1990.

**RECENTS
Definitions and
Examples** The remainder of this section contains the definitions of items on the Recent-File, an example of a Recent-File, and an example of an Expanded Recent-File.

Section A
Recent Transaction File

RECENTS Field Descriptions

Introduction This table provides a description of each field appearing in the RECENTS file.

EXAMPLE:

		RECENT-FILE							
		RECENT - FILE INQUIRY				PAGE 1			
SSN: 999/99/9999		DATE 930714				TIME 09:52:58			
DIST/OPFAC/RU		PAT	PAT- DATE	FORM- ID	EFF-DATE	VARIABLE INFORMATION			PG
13	71113 01	235	930512	L6BB	93MAR08	RR			2
13	71113 01	235	930512	L6BB	93MAR08	KG			3
13	71113 01	219	930503	L67B	93APRO1	R	0001	P607	4
13	71113 01	219	930503	L67B	93APRO1	P	0001	P607	5
13	71113 01	172	930402	L6EB	93APRO1	R			6
13	71113 01	172	930402	L6EB	93APRO1	P			7
53	47400 14	ASD	930331	L67B	93APRO2	R	0402	305	8
13	71113 01	292	930614	L67B	93JUN05	R	0001	305	9

Field	Description
SSN:	Social security number.
DIST/OPFAC/RU:	The district, OPFAC, and reporting unit of the PERSRU submitting the transaction.
PAT:	The Personnel Actions Transmittal (PAT) number that the transaction was transmitted under.
PAT-DATE:	The date of the transmittal that was prepared.
FORM-ID:_	Type of form processed. See page 6-A-8 for a listing of PMIS/JUMPS transactions and form IDs.
EFF-DATE	The effective date of the transaction (date action is effective).
PROCESSING ERROR CODE: (single or dual letter column w/o heading)	<p>Indicates a transaction has been processed to the Exception File (i.e. error within PMIS/JUMPS). This code appears to the left of the Processing Code (column within the Recent-File screen is unlabeled).</p> <p><u>Release Codes are:</u></p> <p>D: Duplicate transaction "Garbaged" by JUMPS.</p> <p>R: Indicates a transaction has been released for the exception file.</p> <p>S: Transaction has been released from the suspense file only.</p> <p>T: Transaction has been released from the exception and suspense file.</p> <p>K or W: Transaction was "killed" by an override code of "1".</p> <p>H: Transaction's effective date has been changed. Old effective date overlaid in the PAT-DATE file. (i.e., transaction was brought into range of compute cycle).</p> <p>J: Transaction was "Garbaged" at the request of the user or reviewing official. This code is usually used in response to a request to stop a transaction from processing once in has been input through Direct-Access.</p>

Continued on next page

Section A
Recent Transaction File

RECENTS Field Descriptions, Continued

Field	Description
PROCESSING CODE: (single or dual letter column w/o heading)	Indicates how the transaction processed through PMIS/JUMPS. If a transaction processes on pay and personnel, it may have several line entries, each with a processing code. If a transaction is a pay only or personnel only transaction, it is possible that there could be only one line entry. The most common codes are:
	B Transaction's personnel split "R" has been by-passed due to a correction or deletion type transaction processing.
	F Transaction was 8'd. Sent to Recents file without processing through pay and this was pay related transaction only.
	G Transaction's pay split has been "Garbaged" by a correction or deletion type transaction processing or a transaction has been removed from the exception report. When used with release code "J", indicates transaction was manually stopped from processing at the request of the user or other reviewing official.
	H Transaction has processed through PMIS edits and update program and failed to process completely through pay update, which resulted in a pay error on the exception report. The pay error has been removed from the exception report, to by-pass the pay side for that pay split, and appears on the Recent-File for history purposes only. May be accompanied by one or more previously processed pay splits. Additional action has been or is being taken to correct member's pay account. The personnel side remains updated by the transaction.
	P Transaction has performed a pay split and if an "R" split appears for the same transaction, no other pay splits are unprocessed. If an "R" split does not appear, the transaction is on the exception report for a pay error.
	R Transaction has processed through PMIS and if any pay splits exist, they have also processed and will be listed below the "R" split. Pay splits may not be created in certain circumstances, e.g.: <ul style="list-style-type: none"> ◆ transaction is a PMIS only transaction; or ◆ when an original transaction fails to process through PMIS update and a correction or deletion type transaction is submitted, "R" transactions may post without associated "P" splits.
	T Used only with the Institute Tape (L42A).
	V Separation transaction has processed through PMIS and will be accompanied by a pay split.

Continued on next page

Section A
Recent Transaction File

RECENTS Field Descriptions, Continued

Field	Description
VARIABLE INFORMATION:	Information to help identify the processed transaction. Examples of constant information listed for the most commonly used transactions include:
	L61B Number of years contracted.
	L62B Number of years contracted.
	L65B Number of years contracted.
	L63B Type of leave taken and number of days charged.
	L67B Effective time of transaction and action code (e.g., P 607, P625, H 604).
	L68B Effective time of transaction and endorsement type (departing or reporting).
	L6FB Type of action (extension, reenlistment, discharge, RELAD, or retirement), length of action (years and months), and effective date of action.
PG:	Page that the transaction split appears on the Expanded Recent-File.

Section A
Recent Transaction File

Expanded RECENTS File Field Descriptions

Introduction This table provides descriptions of fields appearing in the expanded RECENTS file.

Field descriptions The Expanded Recent-File also includes abbreviated last name and information built by SDAII transactions, e.g., element codes used on a Personnel Action or an Endorsement on Orders. The element code information is found only with the "R", "V" or the first "H" processing code on the Recent-File.

Each form has a different layout on expanded recents. Most forms contain the following information (in various order) along with variable information. The variable information corresponds to the information entered in the SDA fields on the form. Detailed descriptions of each form are provided later in this chapter.

EXAMPLE:

EXPANDED RECENT-FILE

RECENT-FILE INQUIRY				PAGE	4	
DATE 930714				TIME	10:45:39	
PERSONNEL ACTION						
REC-ID	FRM-ID	PAY-CAT	PROC-COD	EXC-REL-COD	PAT	PAT-DT
L67B	L67A		R		219	930503
ACT-COD	TYP-ENTRY	EFF-DT	EFF-TM	ABBR-LSTNM	PROG-ID	PREP-UNIT
P607		930401	0001	SMITH	K	13-71113-01
SFDY-PAY						UNIT-SB-COD
						H

*****VARIABLE DATA ELEMENTS*****

01..	14-93APR01	07..	-
02.	15-93APR30	08.	-
03.	-	09	-
04.	-	10.	-
05.	-	11.	-
06.	-		

ENTER PAGE NUMBER OR 'END' OR PRESS ENTER/GO TO CONTINUE

Continued on next page

Section A
Recent Transaction File

Expanded RECENTS File Field Descriptions, Continued

Field	Description
SSN	Social security number.
"below SSN":	The name of the form.
REC-ID:	HRSIC use only.
FRM-ID:	The type of transaction processed. See exhibit 1 for a listing of PMIS/JUMPS transactions and form IDs.
PAY-CAT:	HRSIC use only.
PROC-COD:	Refer to PROCESSING CODE under Recent-File.
EXC-REL-COD:	If the transaction processed correctly the first time, this column will be blank. If the transaction went to the exception file, this column will have an "R". "K" means the transaction was 'killed' by an override code of "I". Any other letter is for system use only.
PAT:	The Personnel Actions Transmittal (PAT) number that the transaction was processed under.
PAT-DT:	The date of the transmittal that was processed.
TYP-ENTRY:	Type Entry. Valid codes are: Blank Original transaction. C Correction transaction. D Deletion transaction.
EFF-DT:	Effective date of the transaction.
EFF-TM:	Effective time of the transaction.
PREP-UNIT:	The district, OPFAC, and reporting unit of the PERSRU submitting the transaction.
"VARLABLE INFORMATION":	Corresponds to the information entered in the SDA fields on the form.

Section A
Recent Transaction File

PMIS/JUMPS Transactions and Form Identification

Introduction This table lists PMIS/JUMPS transactions by form ID and shows form numbers (if applicable) and title.

PMIS/JUMPS TRANSACTION AND FORM IDENTIFICATION		
<u>FORM-ID</u>	<u>FORM NUMBER</u>	<u>FORM TITLE</u>
L04		Unit Transfer
L19A		Commissioned Officer Initial Information Tape
L25A	CGHQ-4929	Officer Personnel Change Form
L-30A	CGHQ-4961	Rough Order Form
L42A		Institute Tape (loads pending advancement information)
L45A	CGHQ-4878	Advancement Authorization
L61A	CG-3301	Enlistment Contract
L62C	CG-3301C	Discharge and Reenlistment Contract
L63C	CG-2519	Leave Authorization
L64A	CG-4170	BAH/Dependency Information
L65A	CG-4916	Active Duty Initial Information Form
L66A	CG-5200	Officer Uniform Allowance Claim
L67A*		Personnel Action
L68C		Endorsement on Orders (PCS)
L6AA	CG-3304	Court Memorandum
L6BA	CG-5213	Statement to Substantiate Payment of FSA
L6DA	CG-4222	Allotment Authorization
L6EA	CG-5225	Tax Information Form
L6FA	CG-5229	Statement of Intent
L6GA	CG-5230	Payment Option Election
L6HA	CG-3079	Military Payroll Money List
L6JA	CG-5012	Basic Test Battery and Special Test Scores
L6KA	CG-5475	PMIS/JUMPS Clothing and Small Stores Checkage
L76A	CG-3698	Assignment Data
L77A	CG-3698	Assignment Data (Remarks)
*Note:	The following action codes post to RECENTS with a different code due to changes in the processing sequence.	
	<u>Action Code</u>	<u>Recents</u>
	P 203	P 993
	P 214	P 995
	H 222	H 997

Section B
Standard Transactions

Section Overview

In this chapter This chapter covers the following transactions:

Recents ID	Form ID	Title	See Page
L19C	L19B	Commissioned Officer Initial Information Data	6-B-2
L25B	L25A	Officer Personnel Change Form	6-B-7
L30B	L30A	Rough Order Form	6-B-12
L42B	L42A	Enlisted Eligibility Form	6-B-13
L45B	L45A	Advancement Authorization	6-B-14
L61B	L61A	Enlistment Contract	6-B-15
L62B	L62C	Discharge and Reenlistment Contract (CG-3301C)	6-B-21
L63B	L63C	Leave Authorization (CG-2519)	6-B-23
L64B	L64A	BAH/Dependency Information	6-B-24
L65B	L65A	Active Duty Initial Information Form	6-B-26
L66B	L66A	Officer Uniform Allowance Claim	6-B-29
L68B	L68C	Endorsement on Orders/PCS Departing/Reporting Transaction	6-B-30
L6AB	L6AA	Court Memorandum	6-B-43
L6BB	L6BA	Statement to Substantiate Payment of FSA	6-B-47
L6DB	L6DA	Allotment Authorization	6-B-48
L6EB	L6EA	Tax Information Form	6-B-61
L6FB	L6FA	Statement of Intent	6-B-67
L6GB	L6GA	Payment Option Election	6-B-71
L6HB	L6HA	Military Payroll Money List	6-B-72
L6JB	L6JA	Basic Test Battery and Special Test Scores	6-B-73
L6KB	L6KA	Clothing and Small Stores Checkage	6-B-74

Section B
Standard Transactions

L19C Commissioned Officer Initial Information Data

Purpose The information from this transaction serves as supporting background on the officer.

Source The L19C is input from the CG Academy only. The Academy transmits these transactions in a batch text file to HRSIC appointment to the Academy.

Expanded RECENTS Analysis The following presents JUMPS information by the COBOL name, PMIS database field names, Query Screen Page Number if applicable, Segment Number if applicable, Long Title and definition.

Field	Description
ABBR-LSTNM	<u>Abbreviation-Last Name</u> . The first 5 digits of the last name is displayed.
ACT-DU-BASE <i>ACTIVE DUTY BASE DATE (00)</i> <i>AD-BASE-DT (05)</i>	<u>Active Duty Base Date</u> . The ADBD shows longevity for retirement purposes.
BIRTH <i>BIRTH-CITY (01)</i> <i>BIRTH ST (01)</i> <i>BIRTH-DT (01) - also</i> <i>Page 3 of Fixed Data</i>	<u>Date of Birth, Birth City, State</u> . State and foreign country codes are listed in Enclosure (9) of the 3PM manual. When the state code = "OO" (letter O), the country will be indicated with the city.
DGR-INFO <i>ED-FLD-LVL (09)</i>	<u>Education Information</u> . The major fields for the degree awarded are listed. The major field codes are followed by the 2 digit year (e.g. 14B-98). Field and degree codes are listed in Chapter 2A of this manual.
Year <i>ED-YR (09)</i>	<u>Year</u> . The final two digits of DGR-INFO representing the year that the degree was attained.
EFF-DT <i>ORIG-CG-ENL-DT (05)</i> <i>CUR-ENL-DT (05)</i> <i>RES-ASSIGN-DT (12)</i> <i>RES-TRA/PAY-CAT-DT (12)</i> <i>RES-ANNIV-DT (12)</i>	<u>Date of Enlistment</u> . The date the member begins active or inactive duty as shown in block 5 of DD Form 4/1.
EFF-TM	<u>Effective Time</u> . Automatically set to 0000.

Continued on next page

Section B
Standard Transactions

L19C Commissioned Officer Initial Information Data, Continued

Expanded RECENTS Analysis (cont'd)

<p>EXP-TRM <i>EXP-AD-TERM-DT (05)</i> <i>EXP-LOSS-DT (05)</i> <i>EXPECTED AD</i> <i>TERMINATION DATE</i> <i>(00)</i> <i>EXPECTED LOSS</i> <i>DATE (00)</i></p>	<p><u>Expected Termination Date.</u> A 7 digit alphanumeric field. See the PMIS Database Glossary, Chapter 3-B of this manual for more information.</p>
<p>FNM <i>FIRST-NAME (00)</i> <i>NM-FIRST (01)</i></p>	<p><u>First Name.</u> The officer's full first name.</p>
<p>FRN-LANG</p>	<p>The applicable language codes and groups. A maximum of two sets of codes may be recorded. Language codes can be found in Chapter 2-G of this manual.</p>
<p>HGT <i>HGT (02)</i></p>	<p><u>Height.</u> The member's height in full inches.</p>
<p>HI-GRD-COMP <i>ED-HIGH-GRADE (09)</i></p>	<p><u>Degree.</u> There are fourteen valid codes that depict the highest grade completed. Codes can be found in Chapter 2-A of this manual.</p>
<p>HOR <i>HM-REC-CITY (01)</i> <i>HM-REC-ST (01)</i> <i>HM-REC-ZIP (01)</i></p>	<p><u>Home of Record.</u> If a member's home of record is in a foreign country, two letter O's should be shown in the state field and five zeros in the zip code field.</p>
<p>LOR <i>LGL-RESID-CITY (01)</i> <i>LGL-RESID-ST (01)</i></p>	<p><u>Home on W4 City, State.</u> The member's city and state of legal residence.</p>
<p>LSTNM <i>LAST-NAME (00)</i></p>	<p><u>Last Name.</u> The officer's full last name.</p>
<p>MBR-TYP1 <i>MBR-TYPE-1 (00)</i></p>	<p><u>Member Type 1.</u> A one digit alpha code showing a officer's current status. There are 18 possible codes. Codes are listed in Chapter 2-F of this manual.</p>
<p>MI <i>MI (00)</i> <i>NM-MI (01)</i></p>	<p><u>Middle Name.</u> The initials of the officer's middle name is shown; however, the middle name should be spelled out in SDAII.</p>
<p>MI-2 <i>NM-MI2 (01)</i></p>	<p><u>2ND Middle Initial.</u> If no initials are shown, it will be presumed the officer does not have a second middle name.</p>
<p>MIL-OBL-INC <i>DT-MIL-OBL-INC (05)</i></p>	<p><u>Date Military Obligation Incurred.</u> The date the officer first incurred a military obligation.</p>

Continued on next page

Section B
Standard Transactions

L19C Commissioned Officer Initial Information Data, Continued

Expanded RECENTS Analysis (cont'd)

MN-GRP <i>MNRTY-DESIG (01)</i>	<u>Minority Designator.</u> The one digit code depicting the officer's ethnicity is listed in the table below.	
	Code	Designation
	1	African American
	2	Hispanic Includes persons of Mexican, Puerto Rican, Cuban, Central or South American, or other Spanish origin or culture, regardless of race)
	3	American Indian (including Alaskan Natives)
	4	Asian (including Pacific Islanders)
	5	All others (e.g. Caucasians)
NA-SUFF <i>NM-SUFF (01)</i>	<u>Suffix.</u> (Jr, III, etc.)	
OFF-COMM <i>COMM-DT (01)</i>	<u>Officer Commission Date.</u> 7 Digits (i.e., 98SEP24)	
OFFICER EXP-IND <i>EXP-IND (01)</i>	<u>Officer Experience Indicator.</u> There are 8 digits in the Officer Experience Indicator. Codes are listed in Chapter 2-H of this manual.	
OFFICER SIG-NBR <i>SIG-NBR (01)</i>	<u>Officer Signal Number.</u> <ul style="list-style-type: none"> • Up to 4 alpha numeric digits. • The Officer Signal Number is defined in the Register of Officers, COMDTINST M1427.1 (series). 	
OFFICER STATUS <i>STAT-IND (01)</i>	<u>Officer Status Indicator.</u> <ul style="list-style-type: none"> • Composed of 6 numeric digits. • The Officer Status Indicator is outlined in Chapter 2-H of this manual. 	
OFFICER YG <i>YR-GRP (01)</i>	<u>Officer Year Group.</u> The last 2 digits of the promotion year. The Officer Year Group is defined in the Register of Officers, COMDTINST M1427.1 (series).	
PAY BASE <i>PAY ENTRY BASE DATE (00)</i> <i>PAY-BASE-DT (05)</i>	<u>Pay Base Date.</u> The PBD is a constructed date that is used for pay increases for longevity. See the 3PM appendix (C) for computation of the Pay Base Date.	

Continued on next page

Section B
Standard Transactions

L19C Commissioned Officer Initial Information Data, Continued

Expanded RECENTS Analysis (cont'd)

PMS-BR <i>Segment 57</i> <i>(SERVICE BR)</i>	<u>Prior Military Service Branch.</u>			
	Code	Branch of Service	Code	Branch of Service
	A	US Coast Guard	H	US Air Force Reserve
	B	US Coast Guard Reserve	I	US Marine Corps
	C	Navy (USN)	J	US marine Corps Reserve
	D	US Navy Reserve	K	US Public Health Service
	E	US Army	L	US National Guard
	F	US Army Reserve	M	NOAA
	G	US Air Force		
PMS-HPGH <i>Segment 57</i> <i>(HIGH GRADE)</i>	<u>Prior Military Service Highest Pay Grade Held.</u> <ul style="list-style-type: none"> Up to 3 characters (e.g., E3, E4, E5, etc.) 			
PMS-MO-SERV	<u>Prior Military Service Months in Service.</u> <ul style="list-style-type: none"> 3 Digits (e.g., 015 for 15 months) 			
PR-ACT-DU	<u>Prior Active Duty Service.</u> <ul style="list-style-type: none"> Date in 6 digit format (e.g., 100503 equals 10 years, 5 months, and 3 days) 			
PRE-LS-LV-SLD <i>Segment 62</i> <i>(SOLD CUMM)</i>	<u>Previous Lump Sum Leave Sold.</u> <ul style="list-style-type: none"> Up to 2 numerical digits (e.g., 1, 2, 60). 			
PRE-NET-SVC	<u>Previous Net Service.</u> <ul style="list-style-type: none"> Date in 6 digit format (e.g., 100503 equals 10 years, 5 months, and 3 days) 			
RGR <i>PERM-PAYG-DT (01)</i>	<u>Date of Promotion.</u> 7 Digits (YYMMMDD).			
RGRC <i>PAYGH-RANK-RATE</i> <i>(08)</i>	<u>Numeric Grade Code.</u> The 5 digit numeric grade code representing the officer's rank. Only the first 3 digits are displayed on PMIS Database Page 8. For a complete listing of Numeric Grade Codes, see Chapter 3-D of this manual.			
RGRC-A <i>RANK (00)</i> <i>P-G (00)</i> <i>PAYGH-GRADE (08)</i>	<u>Rank.</u> The officer's rank.			

Continued on next page

Section B
Standard Transactions

L19C Commissioned Officer Initial Information Data, Continued

Expanded RECENTS Analysis (cont'd)

SEX <i>SEX (00)</i> <i>SEX (01)</i>	<u>Sex.</u> There are two codes that depict gender.	
	Code	Gender
	M	Male
	F	Female

Section B
Standard Transactions

L25B Officer Personnel Change Form

Purpose The Officer Personnel Change Form is used to correct or change certain data, controlled by Commander, Coast Guard Military Personnel Command, in an officer's or an enlisted member's record.

Source Input by Commander, Coast Guard Military Personnel Command.

Expanded RECENTS Analysis The following represents JUMPS Database fields and Variable Data Elements, and element code description/SDA II

Code	Element	Element Description
01	One Digit Code	<p>Category Code</p> <ul style="list-style-type: none"> • <u>Item</u> <u>Meaning</u> 0 No Classification 1 Regular Permanent Position 2 Regular Temporary Commission 3 Retired Officer Recalled to Active Duty * 4 Permanent Commissioned Teaching Staff * 5 Probationary, Permanent Commissioned Teaching Staff 6 Reserve, Extended Active Duty *7 Reserve Program Administrator *8 Provisional Reserve Program Administrator *9 U. S. Coast Guard Staff <p>* Does not apply to warrant officers.</p>
02	A One Digit Numeric Code	<p>Source Code</p> <ul style="list-style-type: none"> • <u>Item</u> <u>Meaning</u> 0 No Classification *1 Graduate of USCG Academy *2 Appointed from Warrant Officer Status 3 Appointed from Enlisted Status * 4 Licensed Officer of the Merchant Marines 5 Reserve Graduate of Officer Candidate School 6 Appointed from Other reserve Source 7 Appointed from Other Source <p>* Does not apply to warrant officers.</p>

Continued on next page

Section B
Standard Transactions

L25B Officer Personnel Change Form, Continued

Expanded RECENTS Analysis (cont'd)

Code	Element	Element Description
03	A One Digit Numeric Code	<p>Promotion Status Code</p> <ul style="list-style-type: none"> • <u>Item</u> <u>Meaning</u> 0 No Classification 1 Selected 2 Eligible for Consideration 3 Considered at Completion of One More Year in Grade 4 Considered at Completion of More Than One Year 5 Eligible for Consideration Above the Zone 6 Failed of Selection Two Times 7 Failed of Selection Three Times 8 Failed of Selection Four Times 9 Failed of Selection Five or More Times A Selected, Promotion Refused B Selected, Promotion Withheld <p>Note: Element Code 04 only updates permanent grade in the Officer Status Indicator.</p>
04	A Two Digit Alphanumeric Code	<p>Permanent Grade</p> <ul style="list-style-type: none"> • <u>Item</u> <u>Meaning</u> 01 Ensign 02 Lieutenant (Junior Grade) 03 Lieutenant 04 Lieutenant Commander 05 Commander 06 Captain 07 Rear Admiral (Lower Half) 08 Rear Admiral 09 Vice Admiral 10 Admiral W1 Warrant (W-1) W2 Warrant (W-2) W3 Warrant (W-3) E1 General Apprenticeship E2 General Apprenticeship E3 General Apprenticeship E4 Petty Officer, Third Class E5 Petty Officer, Second Class E6 Petty Officer, First Class E7 Chief Petty Officer E8 Senior Chief Petty Officer E9 Master Chief Petty Officer

Continued on next page

Section B
Standard Transactions

L25B Officer Personnel Change Form, Continued

Expanded RECENTS Analysis (cont'd)

Code	Element	Element Description
05	A One Digit Numeric Code	<p>Termination Pending Code</p> <ul style="list-style-type: none"> • <u>Item</u> <u>Meaning</u> 0 No Classification 1 Mandatory Retirement 2 Voluntary Retirement 3 Retirement for Age 4 Resignation 5 Personnel Action Board 6 Release from Extended Active Duty (Reservist) *7 Expiration of Four Year Appointment (Commandant) *8 36 Year Retirement (Flag Officers Only) *9 Failed of Selection Five or More Times *A Seven Year TIG Retirement (Flag Officers Only) B Selected, Promotion Withheld <p>* Does not apply to warrant officers.</p>
06	YYMMDD, e. g. 98AUG30	Expected Termination Date
07	A Two Digit Number Based on Continuous Active Commissioned Service Since Commissioning Without a Gain or Loss of Numbers or Precedence and Originally Commissioned in Grade of Ensign, e.g. 99	Year Group
08	YYMMMDD, e.g. 84AUG01	Date Commissioned
09	Up to 6 Digit Alphanumeric Code	Signal Number
11	Officer Experience Indicator Codes, e.g., 20531301	Experience Indicator See Chapter 2-H of this manual for Experience Indicator codes.

Continued on next page

Section B
Standard Transactions

L25B Officer Personnel Change Form, Continued

Expanded RECENTS Analysis (cont'd)

Code	Element	Element Description
13	For Commissioned, e.g. 01, 05	<p>Pending Promotion Grade Rate Code</p> <ul style="list-style-type: none"> • Element Codes 13 and 14 must be submitted together, when used. • L25s containing element codes 13 and 14 must have an effective date prior to the effective date Prior to the effective date of the promotion L45, And must process in JUMPS at least one update prior to the promotion L45.
14	For Regular Members, e.g. 011, 009a For Reserve Member, e.g. 123R, 051S	Pending Promotion Rank Order Number
15	YYMMDD, e.g. 65FEB10	Date of Birth
17	O (Not Zero), e.g. O1E, O2, O3E	New Grade
18	A Six Digit Alphanumeric Code, e.g. 71284A	Officer Billet Code
19	A One Character Alpha Code	Member Type Code. Codes can be found in Chapter 2-F of this manual.
20	Date (YYMMDD)	Rotation Date
21	A One Digit Code Assigned by the Detatiler, e.g. A	Special Study Flag 1
22	A One Digit Code Assigned by the Detatiler, e.g. A	Special Study Flag 2
23	A One Digit Code Assigned by the Detatiler, e.g. A	Special Study Flag 3
24	A Ten Digit Number, e.g. 7853573689	Member's Work Phone Number Include Area Code

Continued on next page

Section B
Standard Transactions

L25B Officer Personnel Change Form, Continued

Expanded RECENTS Analysis (cont'd)

Code	Element	Element Description
25	A Two Digit Code, e.g. 21	Assignment Officer <ul style="list-style-type: none"> • <u>Item</u> <u>Meaning</u> 20 Officer Assignment Branch 21 Surface Operations 22 Surface and Naval Operations 23 Aviation Assignments 24 Engineering, CWO Comms and R & D Assignments 25 Marine Safety and Environmental Protection 26 CWO (ELC, ENG, WPS, MAT, and ALL (CWO (MMS)) 27 Administrative Assignments 28 CWO (AVI, PERS, F&S, INF) Assignments 29 Medical Assignments
26	A Ten Digit Number, e.g. 7854527536	Member's Home Phone Number With Area Code
27	A Seven Character Alpha Numeric Number, e.g. 7100031	Billet Control Number
28	A Two Digit Alphanumeric, e.g. JP (Element Can be Used Up to Four Times)	Delete Qualification Code
29	A Seven Digit Alphanumeric Code and Date, e.g. HG99JUN	Add Qualification Code and Date

Section B
Standard Transactions

L30B Rough Order Form

Purpose The Rough Order Form (CGHQ-4961) was used to issue, amend or cancel PCS orders. It was also used by Commandant to record approved retirement dates. Use of the Rough Order Form was discontinued in 1988.

Source Input via the Personnel Decision System (PDS) from data entered by Assignment Officers.

Expanded RECENTS Analysis The L30B is not displayed in RECENTS.

Section B
Standard Transactions

L42B Enlisted Eligibility Form

Purpose The L42B records enlisted advancement eligibility information.

Source Input by HRSIC (ADV) as part of the Advancement Eligibility List process.

Expanded RECENTS Analysis Fields and descriptions for the L42B as it appears in RECENTS are listed below.

Field	Description
PEND-PROMO	Member's position on eligibility list
GR-RT-COD	Grade/Rate to be changed, advanced, or promoted to
RGRC-A	Current Grade/Rate
RT-COD	
EX-RT-LAT	
ELIG-LST-DT	Date of advancement eligibility list
RGRC	Current Numeric Grade/Rate Code. Refer to Chapter 3-D of this manual for code listings.
OJB-COD-RNK	Numeric Grade Code to be changed, advanced or promoted to. Refer to Chapter 3-D of this manual for code listings.

Section B
Standard Transactions

L45B Advancement Authorization

Purpose The L45B is used to effect enlisted advancements from eligibility lists, lateral changes in rate and to effect all promotions of officers.

Source The L45B is input by Commander, Coast Guard Personnel Command.

Expanded RECENTS Analysis Fields and descriptions for the L45B as it appears in RECENTS are listed below.

Field	Description
LSTNM	Last name
FNM	Initial of first name
MI	Middle initial
MI-2	Second middle initial
NA-Suff	Last name suffix
RATE DATE	Effective date of rank
PG-NBR	Three-digit number indicating which page of a set this is
TYP-ENTRY	Type Entry. Always blank in this transaction
PEND-PROMO	Three-digit number indicating position on advancement eligibility list.
GR-RT-COD	Grade/Rate to be changed, advanced, or promoted to
1ST-RON LST-RON	The first number to be advanced for the particular grade/rate The last number to be advanced for the particular grade/rate Example: If numbers 1 through 10 an enlisted advancement list were to be advanced the <i>1ST-RON</i> field would be <i>001</i> and the <i>LST-RON</i> field would be <i>010</i> .
OJB-COD-RNK	Numeric Grade Code to be changed, advanced or promoted to. Refer to Chapter 3-D of this manual for code listings.

Section B
Standard Transactions

L61B Enlistment Contract

Purpose The Enlistment Contract contains information about the member needed to open an account in JUMPS. The account is not complete until the following transactions are processed:

- Enlistment Contract
 - Active Duty Initial Information
 - Endorsement on Orders
 - Payment Option Election
 - Tax Information Form
 - BAH information if applicable
-

Source The L61B should be prepared by the PERSRU at Training Center Cape May if the member is assigned temporary duty to Cape May for indoctrination, or by the PERSRU servicing the member's first duty station if the member is not sent to Cape May for indoctrination.

Expanded RECENTS Analysis The following presents JUMPS information by the COBOL name, PMIS database field names, Query Screen Page Number if applicable, Segment Number if applicable, Long Title and definition.

Field	Description
LSTNM <i>LAST-NAME (00)</i>	<u>Last Name</u> . The member's full last name.
FNM <i>FIRST-NAME (00)</i> <i>NM-FIRST (01)</i>	<u>First Name</u> . The member's full first name.
MI <i>MI (00)</i> <i>NM-MI (01)</i>	<u>Middle Name</u> . The initial of the member's middle name is shown; however, the middle name should be spelled out in SDAII.
MI2 <i>NM-MI2 (01)</i>	<u>2ND Middle Initial</u> . If no initials are shown, it will be presumed the member does not have a second middle name.
NA-SUFF <i>NM-SUFF (01)</i>	<u>Suffix</u> . Jr., II, etc.
ABBR-LSTNM	<u>Abbreviated Last Name</u> . Up to the first five letters of the member's last name.

Continued on next page

Section B
Standard Transactions

L61B Enlistment Contract, Continued

Expanded RECENTS Analysis (cont'd)

Field	Description			
SEX <i>SEX (00)</i> <i>SEX (01)</i>	<u>Sex.</u> Member's gender (M=Male, F=Female).			
CTZ <i>CTZN-CD (01)</i>	<u>Citizenship Code.</u> There are 3 citizenship codes.			
	Code	Description		
	1	A Citizen of the United States by birth. A child born outside of the U. S. , of parents who are U. S. Citizens, is a U. S. citizen and a notation similar to the following should be made on the back of the form: PARENTS ARE U. S. CITIZENS TEMPORARILY RESIDING IN (country) AT TIME OF APPLICANT'S BIRTH.		
	2	Citizenship was obtained through naturalization. The location of the U. S. court, date citizenship was granted and Naturalization Number should be shown on the reverse of the form.		
3	The applicant is an alien. The member's Alien Registration Number should be shown on the reverse of the form.			
HGT <i>HGT (02)</i>	<u>Height.</u> The member's height in full inches.			
MRTL <i>MAR-STAT (04)</i>	<u>Marital Status.</u> The one letter code depicting the member's marital status is shown in the following table.			
	Code	Marital Status	Code	Marital Status
	A	Annulled	M	Married
	D	Divorced	S	Single
	I	Interlocutory	W	Widowed
L	Legally Separated			
MN-GRP <i>MNRTY-DESIG (01)</i>	<u>Minority Designator.</u> The one digit code depicting the member's ethnicity is listed in the table below.			
	Code	Designation		
	1	Black		
	2	Hispanic Includes persons of Mexican, Puerto Rican, Cuban, Central or South American, or other Spanish origin or culture, regardless of race)		
	3	American Indian (including Alaskan Natives)		
	4	Asian (including Pacific Islanders)		
5	All others (e.g. Caucasians)			

Continued on next page

Section B
Standard Transactions

L61B Enlistment Contract, Continued

Expanded RECENTS Analysis (cont'd)

Field	Description						
BIRTH <i>BIRTH-CITY (01)</i> <i>BIRTH-ST (01)</i> <i>BIRTH-DT (01) - also</i> <i>Page 3 of Fixed Data</i>	<u>Date of Birth, Birth City, State.</u> State and foreign country codes are listed in Enclosure (9) of the 3PM manual. When the state code = "OO" (letter O), the country will be indicated with the city.						
HOR <i>HM-REC-CITY (01)</i> <i>HM-REC-ST (01)</i> <i>HM-REC-ZIP (01)</i>	<u>Home of Record.</u> If a member's home of record is in a foreign country, two letter O's should be shown in the state field and five zeros in the zip code field.						
LR <i>LGL-RESID-CITY (01)</i> <i>LGL-RESID-ST (01)</i>	<u>Home on W4 City, State.</u> The member's city and state of legal residence.						
ENLSTMNT <i>ENTRY-CITY (01)</i> <i>ENTRY-ST (01)</i>	<u>Place of Enlistment City, State.</u> The city and state abbreviation where the member accepted the oath of enlistment.						
TRM <i>EXPECTED AD</i> <i>TERMINATION DATE</i> <i>(00)</i> <i>EXPECTED LOSS</i> <i>DATE (00)</i> <i>CUR-ENL-LEN (05)</i> <i>ORIG-ENL-EXP-DT</i> <i>(05)</i> <i>EXP-AD-TERM-DT</i> <i>(05)</i> <i>EXP-LOSS-DT (05)</i>	<u>Termination Date.</u>						
TYP <i>MB-TYPE-01 (00)</i> <i>MB-TYPE-03 (00)</i>	<u>Regular or Reserve?</u> There are two valid codes.						
	<table border="1" style="width: 100%;"> <thead> <tr> <th style="text-align: center;">Code</th> <th style="text-align: center;">Type</th> </tr> </thead> <tbody> <tr> <td style="text-align: center;">1</td> <td>Regular</td> </tr> <tr> <td style="text-align: center;">2</td> <td>Reserve</td> </tr> </tbody> </table>	Code	Type	1	Regular	2	Reserve
Code	Type						
1	Regular						
2	Reserve						

Continued on next page

Section B
Standard Transactions

L61B Enlistment Contract, Continued

Expanded RECENTS Analysis (cont'd)

Field	Description	
ACT-INACT-COD <i>MBR-TYPE-1 (00)</i> <i>MBR-TYPE-3 (00)</i>	<u>Active/inactive duty code.</u> There are two codes that indicate whether the member is on active or inactive duty (Reservists only).	
	Code	Description
	1	Ordered to inactive duty immediately upon enlistment including those enlisting under the Delayed Entry Program (DEP). This must be used for members enlisting in the USCGR-OCS program and in the USCGR-RK program.
	2	Ordered to initial active duty for training immediately upon enlistment (except RK program personnel).
DGR-INFO <i>ED-FLD-LVL (09)</i>	<u>Education Information.</u> The major fields for the degree awarded. Education codes can be found in Chapter 2-A of this manual	
FRN-LNG	Foreign language code. A maximum of two sets of codes may be recorded. Language codes can be found in Chapter 2-G of this manual.	
HI-GRD-COMP <i>ED-HIGH-GRADE (09)</i>	<u>Degree.</u> There are fourteen valid codes that depict the highest grade completed. Code can be found in Chapter 2-A of this manual.	
TRA-CAT-PG	<u>Training Category Pay Group.</u> (Reserve only) Indicates the member's reserve training/pay category.	
	Code	Meaning
	A	Includes most SELRES in a Pay Status.
	B	IMA with Selective Service System (reimbursable).
	C	Previously used for RKs in inter-phase. No longer in use.
	D	Reserve Flag Officers.
	E	Reservists with drill obligation without access to IDT unit.
	F	RPs, RKs, and RLs on IADT.
	G	Key Federal employees in the Standby Reserve (Active Status).
	H	Members with no requirement to drill.
	I	Standby Reserve (Inactive Status)
	J	Reservists who have enlisted to attend OCS but have not reported.
	M	Reservists currently mobilized, but expected to return to drilling status upon RELAD.
N	All others in the Standby Reserve (Active Status)	
P	RPs, RKs, and RYs recruited but not yet reported to IADT.	

Continued on next page

Section B
Standard Transactions

L61B Enlistment Contract, Continued

Expanded RECENTS Analysis (cont'd)

Field	Description	
TRM-ACTV <i>EXPECTED AD TERMINATION DATE (00) RES-AD-LEN (05)</i>	<u>Reserve Term.</u> The two digit number of months the member will be on active duty. Fractions of a month are rounded up. For example, 30 weeks equals 08 (Reservists only).	
ACT-INACT-COD <i>MBR-TYPE-1 (00) MBR-TYPE-3 (00)</i>	<u>Active/inactive duty code.</u> There are two codes that indicate whether the member is on active or inactive duty (Reservists only).	
	Code	Description
	1	Ordered to inactive duty immediately upon enlistment including those enlisting under the Delayed Entry Program (DEP). This must be used for members enlisting in the USCGR-OCS program and in the USCGR-RK program.
	2	Ordered to initial active duty for training immediately upon enlistment (except RK program personnel).
EFF-DT <i>ORIG-CG-ENL-DT (05) CUR-ENL-DT (05) RES-ASSIGN-DT (12) RES-TRA/PAY-CAT-DT (12) RES-ANNIV-DT (12)</i>	<u>Date of Enlistment.</u> The date the member begins active or inactive duty as shown in block 5 of DD Form 4/1.	
EFF-TM	<u>Effective Time.</u> Automatically set to 0000.	
PR-COD <i>PRI-ENL-CD (05)</i>	<u>Enlistment in USCG.</u> There are two codes that indicate whether this is the member's first enlistment or a reenlistment.	
	Code	Type
	1	First Enlistment
	2	Subsequent Enlistment

Section B
Standard Transactions

L62B Discharge and Reenlistment Contract (CG-3301C)

Purpose The L62B is used to provide a single record of a member's discharge and reenlistment within 24 hours at the unit.

Source A L62B is created in RECENTS when the "Discharge to Immediate Reenlistment" transaction process into JUMPS.

Note: JUMPS will not generate SRB payments until this transaction successfully processes.

Expanded RECENTS Analysis The following presents JUMPS information by the COBOL name, PMIS database field names, Query Screen Page Number if applicable, Segment Number if applicable, Long Title and definition.

Field	Description
RSN-DSCH	<u>Reason for Discharge:</u> A one-digit code indicating the member's type of discharge. 1 (Expiration of enlistment) or 2 (Convenience of the gov't).
RENLIST-CTY RENLIST-ST	<u>Accepted for Reenlistment At :</u> (City/State) Place of acceptance from original (consecutive) enlistment. Note: The place of acceptance is not changed by separation from the service unless there is at least a full 24-hour break in service.
RENLIST-TRM	<u>Term of Reenlistment:</u> One digit for the number of years that the member reenlists.
RENLIST-TYP	<u>Type of Reenlistment:</u> A one-digit code indicating the member's type of enlistment. 1 (regular) or 2 (reserve).
HOR-CTY HOR-ST HOR-ZIP	<u>Home of Record at Time of Reenlistment:</u> The city, state abbreviation, ZIP code and county of the member's home of record.
TOT-LV	<u>Leave Total:</u> The total unused leave balance as of the date of discharge. 4-digits for whole days and half days, e. g. 0585 = 58.5 days of leave.

Continued on next page

Section B
Standard Transactions

L62B Discharge and Reenlistment Contract (CG-3301C),

Continued

Expanded RECENTS Analysis (cont'd)

Field	Description
LV-CF-SAV	<u>Saved Leave, Carried Forward</u> : Number of days Saved Leave Balance (SLB) being carried forward to the new enlistment. 4-digits.
LV-CF-REG	<u>Regular Leave, Carried Forward</u> : Number of days NON-SLB leave being carried forward to the new enlistment. 4-digits
LV-LS-SAV	<u>Saved Leave, Lump Sum</u> : Number of days Saved Leave Balance (SLB) for which the member elects a lump sum payment. 4-digits.
LV-LS-REG	<u>Regular Leave, Lump Sum</u> : Number of days NON-SLB leave for which the member elects a lump sum payment. 4-digits.
PREP-UNIT	<u>Unit preparing contract</u> : DD/OPFAC/RU of PERSRU
RGRC	<u>Rate Grade Rank Code</u> : Numeric code indicating rate/rank at time of reenlistment. Codes can be found in Chapter 3-D of this manual.
RGRC-A	<u>Rate Grade Rank Code Alpha</u> . Member's Rate at time of reenlistment (e.g. YN1).
EFF-DT	<u>Effective Date</u> : Date of reenlistment.
EFF-TM	<u>Effective Time</u> : 0001
BASE-DT	<u>Pay Base Date</u> : Member's PBD.

Section B
Standard Transactions

L64B BAH/Dependency Transaction

Purpose The BAH/Dependency transaction is used to record dependents as defined in the Coast Guard Pay Manual, COMDTINST M7220.29 (SERIES)

Source The L64B is created in RECENTS when a "BAH/Dependency" transaction processes into JUMPS.

Expanded RECENTS Analysis The following presents JUMPS information by the COBOL name, PMIS database field names, Query Screen Page Number if applicable, Segment Number if applicable, Long Title and definition.

Field	Description			
SP-IN-SVC-SSN <i>SPOUSE-IN-SVC-SSN (04)</i>	<u>Unique ID.</u> The spouse's 9 digit SSN if in a branch of the service (active or reserves).			
SP-IN-SVC-BR <i>SPOUSE-IN-SVC-BR (04)</i>	<u>Spouse SVC.</u> There are 13 service branch codes.			
	Code	Branch	Code	Branch
	A	Coast Guard (USCG)	H	Air Force Reserve (USAFR)
	B	Coast Guard Reserve (USCGR)	I	Marine Corps (USMC)
	C	Navy (USN)	J	Marine Corps Reserves (USMCR)
	D	Navy Reserve (USNR)	K	Public Health Service (USPHS)
	E	Army (USA)	L	National Guard (NGUS)
	F	Army Reserve (USAR)	M	National Oceanographic and Atmospheric Administration (NOAA)
	G	Air Force (USAF)		
DEP-LOC-CD <i>SPOUSE-AD-CD (04)</i>	<u>Relationship Code.</u> There are 11 relationship codes.			
	Code	Meaning		
	1	Married and spouse is not on active duty		
	2	Married and spouse is on active duty .		
	3	Marriage is in an interlocutory status. Spouse is not on active duty.		
	4	Marriage is in an interlocutory status. Spouse is on active duty.		
	5	Member is legally separated from spouse. Spouse is not on active duty.		
	6	Member is legally separated from spouse. Spouse is on active duty.		
	7	Married and spouse in a reserve component (SELRES and IRR)		
	A	Member's most recent marriage ended in annulment.		
	D	Member's most recent marriage ended in divorce.		
	S	Member has never been married.		
	W	Member's most recent marriage ended due to death of spouse.		

Continued on next page

Section B
Standard Transactions

L64B BAH/Dependency Transaction, Continued

Expanded RECENTS Analysis (cont'd)

Field	Description			
NBR-DEP <i>TOT-NBR-DEP (04)</i> <i>BAQ DEPENDENT DATA (00)</i>	<u>BAH Dependents</u> . The total number of dependents for BAH purposes. Zeros (00) will be shown when the transaction is submitted for a divorce or for a spouse on active duty and no other dependents.			
BRTH-DT <i>DEP-BIRTH-DT (04)</i>	<u>Birth Date</u> . Family member's date of birth.			
DT-ELIG-BAQ <i>DEP-BAQ-DT (04)</i>	<u>Dependent Date</u> . The date the member began support of each dependent.			
EFF-DT CG4170-EFF-DT (04)	<u>Effective BAH Date</u> . See the Change in Dependency Table on page 2-A-218 of the SDAII manual for rules concerning the effective date.			
RELATIONSHIP	<u>Relation</u> . The relationship code is comprised of 2 letters as shown in the following tables:			
	FIRST LETTER <i>DEP-REL-CD (04)</i>			
	Code	Relationship	Code	Relationship
	A	Adopted	L	Legitimate
	D	Incapacitated	M	Mother
	F	Father	S	Step
	G	Legal Ward	W	Wife
	H	Husband	X	In-Law
	I	Illegitimate		
	SECOND LETTER <i>DEP-SEX (04)</i>			
	Code	Relationship	Code	Relationship
D	Daughter	M	Mother	
F	Father	S	Son	
H	Husband	W	Wife	

Section B
Standard Transactions

L65B Active Duty Initial Information

Purpose The Active Duty Initial Information Form (CG-4916) is used to open a JUMPS account on :

- Initial entry into the Coast Guard as regular or reserve.
- Subsequent (re)enlistment after a break in service.
- Members who are direct commissioned as regular or reserve officers.
- Enlisted or officer members who are recalled from retirement to active duty after a break in service.

Source The PERSRU for the member's first permanent duty station (or first temporary duty station if the member remains there more than two days) normally prepares the L65B.

Expanded RECENTS Analysis The following presents JUMPS information by the COBOL name, PMIS database field names, Query Screen Page Number if applicable, Segment Number if applicable, Long Title and definition.

Field	Description			
Sex	The member's gender, i.e., "F" for Female or "M" for Male.			
Height (Inches).	The height of member in full inches, (e.g., 5 feet, 11 inches is 71).			
Minority Group Designation.	The one-digit code to indicate the member's race.			
	Code	Designation		
	1	Blank		
	2	Hispanic (includes persons of Mexican, Puerto Rican, Cuban, Central or South American, or other Spanish origin or culture, regardless of race.)		
	3	American Indian (including Alaskan Natives)		
	4	Asian (including Pacific Islanders)		
Marital Status	The one-letter code which indicates the member's marital status:			
	Code	Marital Status	Code	Marital Status
	A	Annulled	M	Married
	D	Divorced	S	Single
	I	Interlocutory	W	Widowed
L	Legally Separated			
Date of Birth	The member's birth date in YYMMDD format, (e.g., 65N0V13).			

Continued on next page

Section B
Standard Transactions

L65B Active Duty Initial Information, Continued

Expanded RECENTS Analysis (cont'd)

Field	Description	
Place of Birth	The city and state abbreviation of the member's birth. When using the State Code "00" indicate the country with the city.	
Home of Record	The member's permanent home of record (city, state and county) as established by the member at time of entry to active duty.	
Home Shown on W-4	The city and state abbreviation shown in the Employee's Withholding Allowance Certificate, Form W-4.	
Date Military Obligation Incurred	The year, month and day the member first incurred a military obligation.	
Member Type	The one-digit code which indicates the member's type of duty.	
	Code	Member Type
	1	Regular
	2	Reserve on extended active duty
	6	Selected Reserve not on extended active duty
	7	Individual Ready Reserve not on extended active duty
	8	Recalled Retiree (Regular)
9	Recalled Retiree (Reserve)	
Grade/Rate	The member's grade or rate.	
Education Level Code	Highest level of education the member has completed. Codes can be found in Chapter 2-A of the manual.	
Degree Information	Information about the member's college degree. Degree field codes can be found in Chapter 2-A of this manual.	
Language Skills	The codes for the languages and the skill level the member is able to read or write from Chapter 2-G of this manual.	
Date Entered Current ACDU	Date member entered current active duty period.	
Expected Termination Date.	Enlisted -- The member's expected release date from active duty Officer -- The 30 year commission service date (including all commissioned time in an uniformed service) Reserve Officer -- The day before the officer's 60 th birthday.	
Place Entered Current ACDU	City and State where member entered active duty.	

Continued on next page

Section B
Standard Transactions

L65B Active Duty Initial Information, Continued

Expanded RECENTS Analysis (cont'd)

Field	Description							
Term of ACDU Authorized.	Number of months active duty authorized (Reserve only).							
Prior Military Service	Yes or no entry. If yes, it is the most recent previous military service and under the "(214)" printed on the form, then the single letter code that corresponds from the table below. If no, dashes.							
	A	USCG	E	USA	H	USAFR	K	USPHS
	B	USCGR	F	USAR	I	USMC	L	NGUS
	C	USN	G	USAF	J	USMCR	M	NOAA
	D	USNR						
Also the member's pay grade at separation, e.g., ES, W2, 03, 02E, etc.								

Section B
Standard Transactions

L66B Officer Uniform Allowance Claim

Purpose This transaction is used to pay regular or reserve officer's uniform allowance.

Source The L66B is created in RECENTS when a "Officer Uniform Allowance" transaction processes into JUMPS.

Expanded RECENTS Analysis The L66B in expanded RECENTS is described below.

- This table lists the variable data elements and descriptions/SDA II fields used with this transaction.

Element	Description/SDA Field Name	
1 Alpha Character Code	Claim Code	
	Code	Purpose
	A	Initial uniform allowance for reservists only. Those officers commissioned upon completion of Aviation Officer Candidate School and those limited duty officer aviator candidates commissioned upon completion of all flight training.
	B	Initial uniform allowance for reservists only. The officer has not already received the initial uniform allowance and meets one of the following: <ul style="list-style-type: none"> • Has reported for AD (other than training) for a period in excess of 90 days including authorized travel time; or • Has completed not less than 14 days of AD or ADT; or • Has completed 14 periods, of not less than 2 hours duration each, of inactive duty training in Ready Reserve status.
	C	Initial uniform allowance for reservists only. The officer has transferred from another reserve component of the Armed Forces where a different uniform was required.
	D	Initial uniform allowance for all regular officers and for those reserve officers who have recently graduated from OCS and are currently on active duty for a period in excess of 139 days. An officer is entitled to an initial uniform allowance upon first appointment as an officer (temporary or regular) or as a permanent warrant officer.
	E	Additional active duty uniform allowance for reserves only. The reserve officer is entering on AD or ADT for more than 90 days or has been on continuous AD or ADT for more than 90 days and 2 years have elapsed since receipt of an initial reimbursement or allowance in excess of \$200 or 2 years have passed since the last period of AD or ADT for more than 90 days.
F	Uniform maintenance allowance for reserves only. This allowance was discontinued on 29 November 1990. Claims for this allowance must have an eligibility date that is prior to this date. This allowance was payable to a reserve officer each time the officer completed a 4 year period of satisfactory service. See paragraph 3-J-4 of the USCG Pay Manual to determine what constitutes satisfactory service.	
Date (YYMMDD)	Eligibility Date	

Section B
Standard Transactions

L68B PCS Departing/Reporting Transaction

Purpose The Endorsement on Orders is used during a permanent change station (PCS) to document a transfer from one duty station to the next, whether the new duty is at a permanent station (PERMDU) or at a temporary station (TEMDU). The Endorsement on Orders is also used for inter/intra district transfers of reserve members.

Source The L68B is created in RECENTS when a member's orders are endorsed in Direct Access and process into JUMPS. Endorsements are completed when the SPO completes the Depart/Report Member tab on PCS orders or the Record Arrive/Depart Info. tab on Reserve Orders. The L68B is also created when an accession or RELAD or Retirement separation is completed Direct-Access.

Expanded RECENTS Analysis The following presents JUMPS information by the COBOL name, PMIS database field names, Query Screen Page Number if applicable, Segment Number if applicable, Long Title and definition.

Field	Description			
TONO	<u>Document ID</u> . The 2 digit program element and 3 digit document sequence number within the document ID is displayed. Information concerning Document IDs is located in the 3PM or FINCEN SOP.			
BUD-COD <i>BUDGET-CD (06)</i>	There are 12 codes specifying the Budget Group Classification of the member's permanent duty station that are loaded automatically from the unit file to the transaction.			
	Code	Budget Group	Code	Budget Group
	A	Cutter	G	Short Station or Aid
	B	Patrol Craft	H	Repair or Supply Activity
	C	Tug	I	Training or Recruiting Unit
	D	Buoy Tender	J	General Administrative or Control
	E	Miscellaneous Floating Unit	M	Not elsewhere Classified
F	Aviation Unit	S	Recruiting Station Enlisted RELAD Only	
DEP-REP-COD	There are 2 codes indicating whether the member is departing or reporting.			
	CODE	MEANING	CODE	MEANING
	1	Departing	2	Reporting

Continued on next page

Section B
Standard Transactions

L68B PCS Departing/Reporting Transaction, Continued

Expanded RECENTS Analysis (cont'd)

Field	Description			
DU-COD <i>DUTY-STAT-CD (06)</i> <i>Segment 52</i>	<u>Duty Type Code</u> . There are 2 codes that indicate whether the member is assigned to permanent duty or to a temporary duty station			
	CODE	MEANING	CODE	MEANING
	1	PERMDU	2	TEMDU
UNIT-ID <i>BUDGET-CD (06)</i> <i>PERMANENT UNIT (00)</i> <i>PERM-UNIT-DIST (06)</i> <i>PERM-UNIT-OPFAC (06)</i> <i>UNIT-TYPE-CD (06)</i> <i>Segment 52</i>	<u>Proceed & Report: DIST-OPFAC</u> or <u>Reporting to: DIST-OPFAC</u> . The 2 digit district number and 5 digit OPFAC is displayed. <ul style="list-style-type: none"> • The unit name can be queried through the Unit File Inquiry (L4) or found in the OPFAC Manual. • The following table lists General Unit IDs. They must not be used for transfers when the Nature of Duty is Duty (1) or Instruction (2). If this situation arises, contact HRSIC (mas) for the detached unit OPFAC. 			
	DIST CODE	UNIT ID	PLACE	
	()	71231	Marine Corps Unit	
	()	71232	Army Unit	
	()	71233	Air Force Unit	
	()	71235	Public Health Service Unit	
	()	71236	Civilian Location	
	()	71237	Home In District (use with retirement or to RELAD a member who was recalled to active duty from retirement)	
	()	71238	Navy Unit	
	(15)	71239	Navy or other contracted vessel	
	()	87300	RELAD (SELRES after 31 May 1996) No longer used.	
	()	87400	RELAD (IRR Not drilling)	
	()	87600	Retired Reserve -- Awaiting Age 60 For Pay	
	()	87900	Retired Reserve -- Not Entitled to Retired Pay	
COST-CTR <i>Cost-Center-CD (06)</i>	<u>Cost Center</u> . A five digit code indicating which cost center the member is assigned. It is used only on reporting endorsements, and at large headquarters and district units. Applicable codes can be found in Appendix E of the FINCEN SOP and in authorization messages for involuntarily mobilization.			
NATURE-DU <i>DUTY-STAT-CD (06)</i>	<u>Nature of Duty</u> . There are 11 nature of duty codes that describe the status of the member at the new assignment. Definitions can be found in Chapter 3 of the SDAII manual.			
	CODE	MEANING	CODE	MEANING
	1	Duty	B	Home Awaiting Orders Status (HAOS)
	2	Instruction	C	Unauthorized Absence
	3	Inpatient	D	Appellate Leave
	4	Discipline/Confinement	I	Inactive/Retired Status
	5	Further Assignment	R	Inactive to Active Status
6	Separation			

Continued on next page

Section B
Standard Transactions

L68B PCS Departing/Reporting Transaction, Continued

Expanded RECENTS Analysis (cont'd)

Field	Description			
DLY-COD	There are 2 codes indicating whether delay was authorized or taken. This will be blank if no delay was taken or if only necessary travel time was taken			
	CODE	MEANING	CODE	MEANING
	1	Is Authorized (Departing)	2	Was Taken (Reporting)
TOT-ABS-DYS	<u>Authorized Delay.</u> The total days enroute to the next duty station, as itemized under the LEAVE CODE/DAYS field, is displayed.			
PERSRU-ID <i>REPORTING UNIT (00)</i> <i>RU-DIST (06)</i> <i>RU-OPFAC (06)</i> <i>RU (06)</i>	<u>Dist-OPFAC.</u> The District, OPFAC, and Reporting Unit ID of the PERSRU that input the transaction is displayed. The corresponding name of the unit can be queried through the Unit File Inquiry (L4) or found in the OPFAC Manual.			
FROM-STAT	Not used.			
CONUS-FLTG <i>IN/OUT CONUS</i> <i>INDICATOR (00) CONUS-</i> <i>FLTG-SHORE RES (06)</i>	There are 8 codes based on the Unit ID that indicate whether the member's permanent duty station is inside or outside the continental United States; restricted or non-restricted; ashore or afloat. These codes are loaded automatically from the unit file to the transaction.			
	CODE	MEANING	CODE	MEANING
	1	INCONUS Afloat Nonrestricted	5	OUTCONUS Afloat Nonrestricted
	2	INCONUS Afloat Restricted	6	OUTCONUS Afloat Restricted
	3	INCONUS Ashore Nonrestricted	7	OUTCONUS Ashore Nonrestricted
	4	INCONUS Ashore Restricted	8	OUTCONUS Ashore Restricted
SFDY	Not used.			
UNIT-SB-COD <i>Segment 24 thru 27</i>	A one-character alpha code that is loaded automatically from the unit file to the transaction and used to identify a member's entitlement to subsistence.			
	CODE	MEANING	CODE	MEANING
	H	Basic Allowance for Subsistence (BAS)	L	Special Allowance for Subsistence
	I	Commutated Rations (SEPRATS)	M	Officer Basic Allowance for Subsistence

Continued on next page

Section B
Standard Transactions

L68B PCS Departing/Reporting Transaction, Continued

Expanded RECENTS Analysis (cont'd)

Field	Description																				
EFF-DT <i>DATE REPORTED</i> <i>PERMANENT UNIT</i> <i>(00)</i> <i>DT-RPTD-PERM-UNIT</i> <i>(06)</i> <i>DT-RPTD-PERM-DIST</i> <i>(06)</i> <i>Segment 52</i>	<u>Effective Departure Date</u> or <u>Effective Arrival Date</u> . The Date Reported Permanent Unit will contain 000000 once the departing orders process. The date is set when the reporting L68B processes. For RELADS and retirements, the effective departure date will be the date of detachment from the unit. (separation, or terminal leave)																				
LEAVE CODE/DAYS <i>Segment 62, 74</i>	There are 7 possible SDAII fields that describe the member's status while enroute. The two-digit number of days is also shown next to the code if used. Date Line Adjustment (DA): When "DA" is used, one day will be shown if the member crossed the International Date Line. The United States is in the West. If crossing was West to East, the total of all entries should equal the TOT-ABS-DYS field. If crossing was East to West, "DA" is subtracted from the sum of the other delay entries.																				
	<table border="1" style="width: 100%; border-collapse: collapse;"> <thead> <tr> <th style="width: 25%;">CODE</th> <th style="width: 25%;">STATUS</th> <th style="width: 25%;">CODE</th> <th style="width: 25%;">STATUS</th> </tr> </thead> <tbody> <tr> <td style="text-align: center;"><u>TT</u></td> <td style="text-align: center;">Travel Time</td> <td style="text-align: center;"><u>CA</u></td> <td style="text-align: center;">Compensatory Absence</td> </tr> <tr> <td style="text-align: center;"><u>PT</u></td> <td style="text-align: center;">Proceed Time</td> <td style="text-align: center;"><u>NA</u></td> <td style="text-align: center;">Non-chargeable Absence</td> </tr> <tr> <td style="text-align: center;"><u>AI</u></td> <td style="text-align: center;">Leave INCONUS</td> <td style="text-align: center;"><u>DA</u></td> <td style="text-align: center;">Dateline Adjustment</td> </tr> <tr> <td style="text-align: center;"><u>AO</u></td> <td style="text-align: center;">Leave OUTCONUS</td> <td style="background-color: black;"></td> <td style="background-color: black;"></td> </tr> </tbody> </table>	CODE	STATUS	CODE	STATUS	<u>TT</u>	Travel Time	<u>CA</u>	Compensatory Absence	<u>PT</u>	Proceed Time	<u>NA</u>	Non-chargeable Absence	<u>AI</u>	Leave INCONUS	<u>DA</u>	Dateline Adjustment	<u>AO</u>	Leave OUTCONUS		
	CODE	STATUS	CODE	STATUS																	
	<u>TT</u>	Travel Time	<u>CA</u>	Compensatory Absence																	
	<u>PT</u>	Proceed Time	<u>NA</u>	Non-chargeable Absence																	
<u>AI</u>	Leave INCONUS	<u>DA</u>	Dateline Adjustment																		
<u>AO</u>	Leave OUTCONUS																				

Variable Data Elements The following Variable Data Elements (VDE) will be displayed in Expanded RECENTS if used. After the last element, "99" is entered to indicate no more elements follow. The maximum number of VDEs is 10 including Element Code 99.

Code	Element	Description
08	4 Digits showing duration of Active Duty (0606=6 Yrs 6 Months)	<u>Entitled to Full Separation Pay (Non-Disability)</u> <ul style="list-style-type: none"> Used in conjunction with Element Code 67, Performance Code 1.
09	4 Digits showing duration of Active Duty (0606=6 Yrs 6 Months)	<u>Entitled to Half Separation Pay (Non-Disability)</u> <ul style="list-style-type: none"> Used in conjunction with Element Code 67, Performance Code 0.

Continued on next page

Section B
Standard Transactions

L68B PCS Departing/Reporting Transaction, Continued

Variable Data Elements (continued)

Code	Element	Description
13 <i>Segment 11</i>	(Blank)	<u>Should ACIP be stopped.</u> <ul style="list-style-type: none"> This element code stops ACIP.
15	(Blank)	<u>Interoffice Transfer</u> <ul style="list-style-type: none"> No automatic starts and stops are affected when this element code is utilized. When used, must be used on both departing and reporting endorsements.
19 <i>Segment 11, 60</i>	Flight Status. Valid designators are: <ul style="list-style-type: none"> DIFOPS DIFPRO DIFDEN 	<u>New Flight Status</u> <ul style="list-style-type: none"> This element code is required for all aviators on departing and reporting PCS Orders (pilots, etc. not enlisted air crew etc.)
39 <i>PAY ENTRY BASE DATE (00) PAY-BASE- DT (05) Segment 01 PAY-BASE- VER-CD (05)</i>	Pay Base Date (YYMMMDD)	<u>Prior Service Indicator</u> <u>Original Enlistment with No Prior Service</u> <ul style="list-style-type: none"> Element Codes 39, 40, or 41 must be used to establish pay base dates for accessions. No Prior Service: The date must equal VDE 46 & 48. Delayed Entry Program: The date must be greater than the date in VDE 46 and equal to the date in VDE 48. Delay in Reporting for IADT: The date must be equal to VDE 49. VDE 46 and 48 must also be equal to each other. See Appendix C, 3PM.
40 <i>PAY ENTRY BASE DATE (00) PAY-BASE- DT (05) Segment 01</i>	Pay Base Date (YYMMMDD)	<u>Prior Service Indicator</u> <u>Prior Service Not Substantiated by DD-214</u> <ul style="list-style-type: none"> Element Codes 39, 40, or 41 must be used to establish pay base dates for accessions. The date must equal VDE 46 & 48. See Appendix C, 3 PM.

Continued on next page

Section B
Standard Transactions

L68B PCS Departing/Reporting Transaction, Continued

Variable Data Elements (continued)

Code	Element	Description
41 <i>PAY ENTRY BASE DATE (00) PAY-BASE- DT (05) Segment 01</i>	Pay Base Date (YYMMMD)	<u>Prior Service Indicator</u> Prior Service Substantiated by DD-214 <ul style="list-style-type: none"> • Element Codes 39, 40, or 41 must be used to establish pay base dates for accessions. • The date must be less than the date in VDE 46, and must be less than, or equal to, the date in VDE 48. • See Appendix C, 3 PM.
46 <i>EFF DATE PAY AND ALLOWAN CES (00)</i>	Date (YYMMMD)	<u>Effective Date of Pay and Allowances</u> This is the date the member entered the current period of service without a break. <ul style="list-style-type: none"> • Element Codes 46, 47, 48, and 49 must be used together.
47 <i>RANK (00) P-G (00) PAYGH- GRADE (08) PAYGH- RANK- RATE (08) Segment 58</i>	Rank/Rate (O1, PERS2, BM1, etc.)	<u>Rate</u> <ul style="list-style-type: none"> • Element Codes 46, 47, 48, and 49 must be used together. • Rate codes are listed in Chapter 3-D. • Letter “O” not zero should be displayed for pay grades O1 through O10. • Pay grades O1E, O2E, or O3E should not be displayed if element code 39 or 40 was used.
48 <i>ACTIVE DUTY BASE DATE (00) AD-BASE- DT (05)</i>	Date (YYMMMD)	<u>Active Duty Base Date</u> <ul style="list-style-type: none"> • Element Codes 46, 47, 48 and 49 must be used together. • See Appendix C, 3PM.

Continued on next page

Section B
Standard Transactions

L68B PCS Departing/Reporting Transaction, Continued

Variable Data Elements (continued)

Code	Element	Description
49 <i>RANK-DT</i> <i>(01)</i> <i>Segment</i> <i>58</i>	Date (YYMMMD)	<u>Date of Rank</u> <ul style="list-style-type: none"> • Element Codes 46, 47, 48 and 49 must be used together. • See Appendix C, 3PM.
50 <i>RETIRE-CD</i> <i>(05)</i>	1 Digit Code	<u>Retired Under (Title and Section)</u> (See Chapter 2-C of this manual)
51 <i>EFFECTIV</i> <i>E AD</i> <i>TERMINATI</i> <i>ON DATE</i> <i>(00)</i> <i>EFFECTIV</i> <i>E LOSS</i> <i>DATE (00)</i> <i>EFF-</i> <i>RETIRE-DT</i> <i>(05)</i> <i>EFF-AD-</i> <i>TERM-DT</i> <i>(05)</i> <i>EFF-LOSS-</i> <i>DT (05)</i>	Date (YYMMMD)	<u>Retirement Date</u>
52 <i>RENL-CD</i> <i>(05)</i> <i>EFF-</i> <i>LOSS-SPD</i> <i>(05)</i>	3 Letter Separation Program and Reenlistment Code (ABCRE2 etc.)	<u>Separation Program Designator, Reenlistment Code</u>

Continued on next page

Section B
Standard Transactions

L68B PCS Departing/Reporting Transaction, Continued

Variable Data Elements (continued)

Code	Element	Description
53 <i>Segment 45</i>	4 Digits for Yrs/Mths Active Duty (0606=6 Yrs 6 Months)	<u>Enlisted Separation Pay</u>
56 <i>Segment 46</i>	(Blank)	<u>Continue OHA</u> (w/dependents for 60 Day Period)
57 <i>Segment 30</i>	(Blank)	<u>Continue COLA</u> (w/dependents for 60 Day Period)
58 <i>Segment 46</i>	(Blank)	<u>Continue OHA</u>
59 <i>Segment 30</i>	(Blank)	<u>Continue COLA</u>
60 <i>EFFECTIV E AD TERMINATI ON DATE (00) EFF-AD- TERM-DT (05)</i>	Date (YYMMDD)	<u>Date Released from Active Duty</u>
61 <i>RENL-CD (05) EFF-AD- TERM-SPD (05) EFF-LOSS- SPD (05)</i>	6/7 Letter Code for Program Designator & Reenlistment Code (DEFRE3P etc.)	<u>Due to Expiration Of Enlistment</u>

Continued on next page

Section B
Standard Transactions

L68B PCS Departing/Reporting Transaction, Continued

Variable Data Elements (continued)

Code	Element	Description
62 <i>RENLC-D</i> <i>(05)</i> <i>EFF-AD-</i> <i>TERM-SPD</i> <i>(05)</i>	6/7 Letter Code for Program Designator & Reenlistment Code (DEFRE3P etc.)	<u>Due to Fulfillment of Active Service Obligation (Reservist released to inactive duty).</u>
63 <i>RENLC-D</i> <i>(05)</i> <i>EFF-AD-</i> <i>TERM-SPD</i> <i>(05)</i> <i>EFF-LOSS-</i> <i>SPD (05)</i>	6/7 Letter Code for Program Designator & Reenlistment Code (DEFRE3P etc.)	<u>Due to Hardship</u>
64 <i>RENLC-D</i> <i>(05)</i> <i>EFF-</i> <i>LOSS-SPD</i> <i>(05)</i>	6/7 Letter Code for Program Designator & Reenlistment Code (DEFRE3P etc.)	<u>Due to Fulfillment of Active Service Obligation (Retiree Awaiting Age 60)</u>
65 <i>RENLC-D</i> <i>(05)</i> <i>EFF-AD-</i> <i>TERM-SPD</i> <i>(05)</i> <i>EFF-LOSS-</i> <i>SPD (05)</i>	6/7 Letter Code for Program Designator & Reenlistment Code (DEFRE3P etc.)	<u>To Resume Retired with Pay Status</u>

Continued on next page

Section B
Standard Transactions

L68B PCS Departing/Reporting Transaction, Continued

Variable Data Elements (continued)

Code	Element	Description
66 <i>RENL-CD</i> <i>(05)</i> <i>EFF-AD-TERM-SPD</i> <i>(05)</i> <i>EFF-LOSS-SPD (05)</i>	6/7 Letter Code for Program Designator & Reenlistment Code (DEFRE3P etc.)	<u>Convenience of the Government</u>
67 <i>Segment</i> <i>43</i>	1 Digit Code	<u>Reserve Separation Pay. Standard of Performance.</u>
		Code Standard
		0 Substandard Performance 1 Above Standard Performance
68 <i>Segment</i> <i>43</i>	1 Digit Code	<u>Lump Sum Readjustment</u>
		Code Standard
		0 Substandard Performance 1 Above Standard Performance
70	Date (YYMMDD)	<u>Sworn in as Cadet</u>
75 <i>EXPECTED AD TERMINATION DATE (00)</i> <i>EXP-AD-TERM-DT (05)</i>	Date (YYMMDD)	<u>Expected (Active Duty) Termination Date</u>

Continued on next page

Section B
Standard Transactions

L68B PCS Departing/Reporting Transaction, Continued

Variable Data Elements (continued)

Code	Element	Description		
76 <i>MB-TY</i> <i>(00)</i> <i>Consists</i> <i>of: MBR-</i> <i>TYPE-1</i> <i>MBR-</i> <i>TYPE-3</i> <i>Segment</i> <i>57</i>	1 Character Code	<u>Reserve Duty Type Code</u>		
		Code	Reserve Duty Type	
		B	Extended Active Duty (EAD)	
		E	Active Duty for Training - Other Training Duty (ADT-OTD)	
		D	Active Duty for Special Work in Support of the Reserve Component (ADSW-RC)	
		G	Active Duty for Special Work in support of the Active Component (ADSW-AC)	
		H	Initial Active Duty for Training (IADT)	
		O	Officer Candidate School (OCS)	
		N	<ul style="list-style-type: none"> Involuntary Active Duty, Title 10 	
				Q
		R	<ul style="list-style-type: none"> Recalled from RET-2 (Awaiting Age 60 Retirement) 	
77 <i>EXPECTED</i> <i>AD</i> <i>TERMINATI</i> <i>ON DATE</i> <i>(00)</i> <i>EXP-AD-</i> <i>TERM-DT</i> <i>(05)</i>	5 Digits for Number of Days Active Duty (00180 = 180 Days)	<u>ACDU Number of Days Ordered</u>		
78 <i>RES-</i> <i>TRA/PAY-</i> <i>CAT (12)</i> <i>Segment 57</i>	1 Character Code	<u>Reserve Training/Pay Status Code</u>		
	Code	Comprised of...	Code Comprised of...	
	A	SELRES (in a pay status)	H	Members with no requirement to drill.
	B	IMA w/Selective Service System (reimbursable)	I	Standby Reserve (inactive status).
	C	RK's in Interphase (No longer used)	J	Enlisted to attend OCS but have not reported
	D	Reserve Flag Officers	M	Mobilized and expected to return to drilling status upon RELAD
	E	Reservist w/drill obligation without access to IDT Unit.	N	All other in the Standby Reserve (active status).
	F	RPs, RKs, RLs on IADT	P	RPs, RKs, Rys recruited but not yet reported to IADT.
G	Key federal employees in the Standby Reserve (active status).			

Continued on next page

Section B
Standard Transactions

L68B PCS Departing/Reporting Transaction, Continued

Variable Data Elements (continued)

Code	Element	Description	
81	SSIC/Date (16000YYMMMDD)	<u>SSIC, Date of COMDT Authorization Letter</u>	
90 <i>Segment</i> 43, 62	4 Digits (035.0 = 35 Days)	<u>Total Days Lump Sum Leave Selling</u> Element Codes 90, 92, and 93 must be used together, even if all sums are 000.0.	
91 <i>Segment</i> 43	1 Digit Code	<u>Performance Indicator.</u>	
		Code	Standard
		0	Substandard Performance
		1	Above Standard Performance
92 <i>Segment</i> 43, 62	4 Digits (035.0 = 35 Days)	<u>Number Days Saved Leave Selling</u>	
93 <i>Segment</i> 43, 62	4 Digits (035.0 = 35 Days)	<u>Number Days Regular Leave Selling</u>	
95 <i>Segment</i> 44, 62	4 Digits (035.0 = 35 Days)	<u>Number Days Excess Leave (check pay)</u>	

Continued on next page

Section B
Standard Transactions

L68B PCS Departing/Reporting Transaction, Continued

Inactive Variable Data Elements The table is a historical record of VDEs that have become inactive or were deleted. The majority became inactive when SDAII was fully implemented in 1995. The current JUMPS transactions created via SDAII are cross-referenced.

For These VDE's...	See L67B/Element Code...
20 LOC-CODE	P607 (49)
21 Start Foreign Duty Pay	P607 (23)
22 Special Duty Assignment Pay	P607 (70)
24 Start Separate Rations (Inactive Data Element)	P607 (32) (Obsolete)
25 Start Basic Allowance For Subsistence (BAS)	P607 (30)
26 Start Special Subsistence (Special BAS) (Inactive Data Element)	P607 (31) (Obsolete)
27 Start COLA Without Dependents/Partial COLA	P607 (46)
28 Start COLA With Dependents	P607 (48)
29 Start Diving Pay	P607 (20)
30 Diving Qualification Lapse Date	P607 (21)
31 Start ACIP	P607 (11)
32 Start Aviation Noncrew Pay For Aviation Technical Observer	P607 (12)
33 Start Responsibility Pay	P607 (75)
34 Dates Entitled to PCS-BAH	P606 (01)
35 BAH Entitlement And Quarters Assignment Code	P606 (01)
36 Amount Of Rental Change For Inadequate Government Quarters	P606 (02)
37 Continue Aviation Noncrew Member Hazardous Duty Incentive Pay	P607 (12)
38 Continue Aviation Crew Member Hazardous Duty Incentive Pay	P607 (13)
54 Start Career Sea Duty/Pay OPFAC	P607 (54)
55 Start Career Sea Pay Premium	P607 (55)
80 Completed (Name of School)	P341 (80)
82 Advanced to (Spell Out)	P341 (82)
83 Entitled to PCS-VHA (5 digit zip code for old unit)	Deleted
84 Effective Date of Advancement	P341 (84)
85 Delete Qualification Code	304 (85)
86 Add Qualification Code/Date	304 (86)
87 Stop VHA with Dependents (Blank)	Deleted
88 Start VHA with Dependents (5 digit zip code)	Deleted
89 Start VHA without Dependents (5 digit zip code)	Deleted

Section B
Standard Transactions

L6AB Court Memorandum

Purpose The Court Memorandum provides input to the service record of officer and enlisted personnel for all courts- martial resulting in a conviction or non-judicial punishment (NJP). A Court Memorandum is not submitted if the charges are dismissed or dismissed with a warning at a captain's mast. The Court Memorandum not only serves as an input to the member's service record, but also as authorization to adjust the member's pay account and/or rate if such punitive action results.

Source The L6AB is created in RECENTS when an "NJP Results" or "Courts-Martial Results" transaction processes into JUMPS.

Expanded RECENTS Analysis This table describes L6AB fields as they appear in RECENTS.

Field	Description	
MN-GRP	<u>Minority Designator</u> . The one digit code depicting the member's ethnicity is listed in the table below.	
	Code	Designation
	1	Black
	2	Hispanic Includes persons of Mexican, Puerto Rican, Cuban, Central or South American, or other Spanish origin or culture, regardless of race)
	3	American Indian (including Alaskan Natives)
	4	Asian (including Pacific Islanders)
	5	All others (e.g. Caucasians)
EFF-DT	<u>Effective Date</u> . The date NJP was held, date of vacation of suspension, date of action by Court's Martial convening authority or approving authority.	
EFF-TM	<u>Effective Time</u> .	

Continued on next page

Section B
Standard Transactions

L6AB Court Memorandum, Continued

Expanded RECENTS Analysis (cont'd)

Field	Description	
TYP-ENTRY	<u>Type Entry</u> . Field will be blank if this is an initial entry, other codes used are:	
	Code	Type Entry
	M	Modify (includes Remission, Suspension, Mitigation, or Punishment Set Aside in Part).
	A	Affirm. Used when the officer exercising general court-martial jurisdiction or an Article 69, UCMJ, examination approves the findings and sentence without modification and the U.S. Coast Guard Court of Military Review; the U.S. Court of Military Appeals; or the U.S. Supreme Court affirms the findings and sentence without modification, and the conviction becomes final and conclusive
	C	Correct. Used when the Court Memorandum was submitted with erroneous data, or was incomplete.
	D	Delete. Used when the wrong member's pay account was adjusted, when a commanding officer or the next superior authority sets aside the entire mast, or when a higher reviewing authority sets aside the entire conviction
CT-MAST-DT	<u>Date of Court or Mast</u> . Date the NJP was imposed, or date sentence was adjudged by the court-martial.	
CODED OFF	<u>Coded Offense(s)</u> . A five digit code for each of the three most serious offenses.	
PR-EFF-DT	<u>Prior Effective Date</u> . Only used with "Modify" type transactions. Indicates the effective date of the initial type entry.	
RT-FRM-TO	<u>Rate: From-To</u> : Indicates numeric grade codes for rate adjustments. Numeric grade codes can be found in Chapter 3D of this manual.	
APPR-ORDE-EXC	<u>Approved and Ordered Executed</u> . An "X" in this field indicates an unsuspended punishment is imposed or a punishment was previously suspended, and the suspension is now being vacated.	

Continued on next page

Section B
Standard Transactions

L6AB Court Memorandum, Continued

Expanded RECENTS Analysis (cont'd)

Field	Description
APL-ACT	<u>Apply Action as Indicated Below.</u> Used with "Modify" type transactions only why actions have an impact on member's pay.
FL AMT-MO'S FORF DET FINE	<u>Forfeiture, Detention, or Fine; Amount, Number of Months, and Total.</u> Indicates the monthly amount, number of months, and total of any forfeitures or fines awarded.
CON-CK	<u>Consent to Checkage.</u> A "1" indicates the member elects to pay the fine via monthly installments. A "2" indicates payment via a onetime checkage for the total amount. Should the fine be too large to be deducted from the member's pay in a single pay period, the unpaid portion of the fine will be automatically carried forward to the next pay period.
N-CON-CK	<u>Does Not Consent to Checakge.</u> This field is not used.
RATE ADJUSTMENT	
FL FRM-TO MOD	Rate Adjustment, From-To. An "X" in the "FL" field is used to report an unsuspended reduction in rate, vacation of a previously suspended reduction in rate, or restoration of a member to his/her previous or lower rate after review by appellate authorities.
NJP ONLY	
PAY-GR-OFF- CON-MAST	<u>Pay Grade of Officer Conducting Mast:</u> Pay grade, e. g.06, 05, etc.
MAST-REP- WVD	<u>Mast Representative Waived.</u> An "X" indicates member waived the right to a mast representative.
COR-CUS	<u>Correctional Custody.</u> The number of days correctional custody awarded.
ARR-QTRS	<u>Arrest in Quarters.</u> The number of days arrest in quarters awarded.
NJP & COURT MARTIAL	
REST	<u>Restriction.</u> The number of days restriction awarded.
FOREF-AMT- MO	<u>Forfeiture Amount and Number of Months.</u> The amount of forfeiture (rounded down to the nearest whole dollar), e. g. \$49.50 would be 049. The number of months, in two digits, the forfeiture is scheduled to run.
RED-PAY-GR	<u>Reduction in Rate.</u> The pay grade to which the member is reduced to
X-DU	<u>Extra Duty.</u> The number of days extra duty awarded.
REPRD-ADM	<u>Reprimand/Admonition.</u> An "X" in this field indicates member was awarded a letter of reprimand or admonition.

Continued on next page

Section B
Standard Transactions

L6AB Court Memorandum, Continued

Expanded RECENTS Analysis (cont'd)

Field	Description
COURT MARTIAL ONLY	
DSCH	<u>Discharge</u> . An "X" in this field indicates member was awarded a punitive discharge.
HARD-LBR-W	<u>Hard Labor With Confinement</u> . Number of days awarded.
HRD-LBR-WO	<u>Hard Labor Without Confinement</u> . Number of days awarded.
FINE	<u>Fine</u> . Total amount in whole dollars of any fine adjudged.
DET-AMT-MO	<u>Detention of Pay</u> . This field is not used.
NO-PUN	<u>No Punishment</u> . An "X" in this field indicates no punishment was awarded.
DET-REF-DT	<u>Detention Refund Date</u> . This field is not used.
FORF-ALL	<u>Forfeit All Pay And Allowances</u> . An "X" in this field indicates a total forfeiture was awarded.
REV-DET	<u>Revoke Detention</u> . This field is not used.
FORM-MOD-DET	<u>Forfeiture Modified to Detention</u> . This field is not used.
RTN-UNEX-PRT	<u>Return Unexecuted Portion</u> . Used with a "Modify" type entry only. An "X" in this field indicates that the unexecuted portion of a fine or forfeiture is to be returned.
RTN-ALL	<u>Return All</u> . Used with a "Modify" type entry only. An "X" in this field indicates that all of a fine or forfeiture is to be returned.

Section B
Standard Transactions

L6BB Statement to Substantiate Payment of FSA (CG-5213)

Purpose The purpose of the Statement to Substantiate Payment of FSA is to provide documentation to start and stop payments of Family Separation Allowance (FSA).

Source The L6BB is created in RECENTS when a "Family Separation Housing/Family Separation Allowance" transaction process into JUMPS.

Expanded RECENTS analysis The following presents JUMPS information by the COBOL name, PMIS database field names, Query Screen Page Number if applicable, Segment Number if applicable, Long Title and definition.

Field	Description
Tour Election	<u>With Command-Sponsored Dependents</u> : Indicates the member's tour election is with command-sponsored dependents, otherwise it should be blank.
FSA TYPE I I	<u>Type I, FSA-I</u> : An "X" in this field is used to start a member's entitlement to FSA-I.
FSA TYPE II R T S	<u>Type II, FSA-R, FSA-T, FSA-S</u> : Used to indicate the type of FSA-II to which the member is entitled. An "X" will appear next to the type of FSA-II to be started.

Section B
Standard Transactions

L6DB Allotment Authorization

Purpose The Allotment Authorization is used to start, stop, or change allotments..

Source All PERSRUs can input the L6DB Allotment Authorization Transaction.

Expanded RECENTS Analysis The following presents JUMPS information by the COBOL name, PMIS database field names, Query Screen Page Number if applicable, Segment Number if applicable, Long Title and definition.

Field	Description
1ST-DEDUCT <i>Segment 76, 77, or 78</i> <i>(START EFFDTE)</i>	<u>First Deduction Date</u>
ACCT-NBR <i>Segment 76 or 77</i> <i>(Policy Number)</i>	<u>Account/Policy Number/Bank Account Number</u>
ACT-CHAR	Action Character. Not Used.
ACT-NBR	Action Number. Not Used.
ADDRESS <i>Segment 76</i> <i>(1ST LINE ADDR)</i> <i>(2ND LINE ADDR)</i>	<u>Allotment Address.</u> <ul style="list-style-type: none"> • A maximum of 35 alpha/numeric characters are permitted. • Entire street or PO Box is displayed.
ADDRESS1, ADDRESS2 <i>Segment 78</i> <i>(1ST LINE ADDR)</i> <i>(2ND LINE ADDR)</i>	<u>Bond Owner's Address.</u> <ul style="list-style-type: none"> • A maximum of 25 alpha/numeric characters are permitted in each address field. • Entire street or PO Box of owner is displayed.
BLNKT-COD <i>Segment 77</i> <i>(PAYEE CODE)</i>	<u>Blanket Code</u>
CITY <i>Segment 76 or 78</i> <i>(CITY)</i>	<u>City</u>
CO-OWNER <i>Segment 78</i> <i>(CO-OWNER NAME)</i>	<u>Co-Owner/Beneficiary</u>

Continued on next page

Section B
Standard Transactions

L6DB Allotment Authorization, Continued

Expanded RECENTS Analysis (cont'd)

Field	Description
CO-OWNER-DES <i>Segment 78</i> <i>(CO-OWNER)</i>	<u>Co-owner/Beneficiary</u>
Code	Meaning
C	Co-owner
B	Beneficiary
CO-OWNER-SSN <i>Segment 78</i> <i>(CO-OWNER SSN)</i>	<u>SSN of Co-owner/Beneficiary</u>
FOR THE ACCOUNT OF <i>Segment 77</i> <i>(ROUTING NUMBER)</i> <i>(CK DGT)</i>	<u>Routing Number</u>
FREQ <i>Segment 78</i> <i>(FREQ)</i>	<u>Frequency.</u> There are 3 applicable codes.
Code	Frequency
M	One bond per month
B	One bond every 2 months
T	One bond every 4 months
LST-DEDUCT <i>Segment 76 or 77</i> <i>(CHG-DT)</i>	<u>Last Deduction Date.</u>
MO-DEDUCT <i>Segment 76, 77, or 78</i> <i>(MONTH-DED)</i>	<u>New Deduction Amount.</u> <u>Monthly Deduction Amount.</u>
OWNER <i>Segment 78</i> <i>(OWNER NAME)</i>	Bond Owner: First Name, Last Name
OWNER-SSN <i>Segment 78</i> <i>(OWNER-SSN)</i>	<u>SSN of Owner.</u>

Continued on next page

**Section B
Standard Transactions**

L6DB Allotment Authorization, Continued

Expanded RECENTS Analysis (cont'd)

Field		Description
PURP-COD <i>Segment (76, 77, or 78)</i> <i>(PURPOSE)</i>		<u>Alt. Type.</u>
Code	SDAII Code	Purpose
B	B1	Purchase of United States Savings Bond
C	C2	Charitable contributions
D	D2,D3	Support of dependents
E	--	VEAP education allotment (HRSIC (mas) only)
F	--	Montgomery GI Bill (HRSIC (mas) only)
H	H2,H3	Home loan, mortgage, or rent payments
I	I2	Commercial Life Insurance payments
J		TRICARE Dental Program -Active Duty members *The member handles dental allotments directly with the contractor. The contractor sends files to start allotments.
L	L2,L3	Loan repayments
M	M2,M3	Navy Mutual Aid insurance
O	O2,O3	Other (not covered by other codes)
N	--	NSLI and/or USGLI (No longer in use)
U		Long Term Care Insurance Program—Active Duty members *The member handles Long Term Care allotments directly with the contractor. The contractor sends files to state allotments.
S	S2	Savings
T	--	Payment of indebtedness to US Government or Trustee (HRSIC only)
X	X2	Payment of dues to Coast Guard Associations. Only blanket codes 014, 015, 066, 400, 438, or 486 can be used.
	SA	Stop all Allotments
STATE <i>Segment 76 or 78</i> <i>(ST)</i>		<u>State.</u>
STOP-AMT <i>Segment 76, 77, or 78</i> <i>(MONTH-DED)</i>		<u>Old Deduction Amount.</u>
TO BE PAID TO INDIVIDUAL OR INSTITUTION <i>Segment 76</i> <i>(PAYEE NAME)</i>		<u>Name Paid To.</u> <u>Account Name.</u>

Continued on next page

Section B
Standard Transactions

L6DB Allotment Authorization, Continued

Expanded RECENTS Analysis (cont'd)

Field	Description	
TYP-ACT <i>Segment 76, 77, or 78</i> <i>(START EFFDTE)</i> <i>(STOP EFFDTE)</i> <i>(A/I-IND)</i> <i>Segment 76 or 77</i> <i>(CHG-IND)</i>	<u>Alt. Action</u> <ul style="list-style-type: none"> • There are 6 “Type Action” codes applicable to this field. 	
CODE	TYPE ACTION	NOTES
A	Start	
B	Stop	
C	Change	This can only be used to change the amount of an allotment.
D	Start	Used for bonds only.
E	Stop	Used for bonds only.
F	Stop All Allotments	
VA-RESN-COD <i>Segment 77</i> <i>(SAV CD)</i>	<u>EFT Account Code.</u>	
CODE	TYPE ACCOUNT	
S	Savings Account	
C	Checking Account	
ZIP <i>Segment 76 or 78 (ZIP)</i>	<u>Zip.</u>	

Section B
Standard Transactions

Allotment Blanket Codes

General

The allotment blanket codes are sorted by “Blanket Code”. These codes are updated frequently and may be more current under the help wheel in SDAII.

BLANKET CODE	BLANKET ABBR.	BLANKET PAYEE
001	ISMAD	ISM ADMINISTRATORS
002	AMERM	AMERICAN MUTUAL LIFE INS CO
003	CONFE	CONFEDERATION LIFE INS CO
004	FIDEL	FIDELITY MUTUAL LIFE INS CO
005	NATLA	AMERICAN GENERAL LIFE & ACDNT
007	NAVMU	NAVY MUTUAL AID ASSN
008	METRO	METROPOLITAN LIFE
009	NYLIC	NEW YORK LIFE INSURANCE CO
010	PRUIN	PRUDENTIAL INS CO OF AMERICA
013	AMERA	AMERICAN AMICABLE LIFE INS
014	USCGA	USCG ACADEMY ALUMNI ASSN
015	WOACG	WARRANT OFFICER ASSOCIATION
016	WCLIN	WEST COAST LIFE INS CO
018	AFREB	ARMED FORCES BENEFIT ASSN
019	NYCGC	FAA EASTERN REGION FED CR UN
022	ACACI	ACACIA MUTUAL LIFE INS CO
023	AAFES	MILITARY SERVICES INC AAFES
024	FRANK	FRANKLIN LIFE INSURANCE CO
025	BANKL	BANKERS LIFE AND CASUALTY
026	SUNSE	SUNSET LIFE INSURANCE
027	PAMUL	PENN MUTUAL LIFE INSURANCE
029	INTEG	INTEGON LIFE INS CORPORATION
030	MIFGI	MILITARY FINANCIAL GROUP INC
031	STLMA	CGD 2 MUTUAL ASSISTANCE
033	GLOBE	GLOBE LIFE & ACCIDENT INS CO
035	EQUIA	EQUITABLE LIFE ASSURANCE
036	AMERN	AMERICAN NATIONAL INSURANCE CO
037	AMNRC	AMERICAN NATIONAL RED CROSS
039	JOHNM	JOHN HANCOCK LIFE INS CO
040	MONYS	MUTUAL LIFE INS CO OF NY
041	KANSA	KANSAS CITY LIFE INS CO
043	EMPAB	G. E. CAPITAL AUTO LEASE
044	VSLIC	CHUBB LIFE COMPANIES
045	LINCO	LINCOLN NATIONAL LIFE INS CO
047	JNLIC	JACKSON NATIONAL LIFE INS CO
049	HONOL	HONOLULU FECU

Continued on next page

Section B
Standard Transactions

Allotment Blanket Codes, Continued

BLANKET CODE	BLANKET ABBR.	BLANKET PAYEE
050	SANJC	SAN JUAN CG FCU
051	CNAIC	CNA INSURANCE COMPANIES
053	CGMAS	CG MUTUAL ASST S PORTLAND ME
058	GOVTI	GOVT PERS MUTUAL LIFE INS CO
060	LIBNL	LIBERTY NATIONAL LIFE INS CO
061	UNITB	UNITED OF OMAHA LIFE INS CO
063	SUNLI	SUN LIFE ASSURANCE OF CANADA
065	MILIT	MILITARY BENEFIT ASSOCIATION
066	CGCPO	CHIEF PETTY OFFICER ASSN USCG
067	NAMLI	ALL AMERICAN LIFE INS OF US LI
068	NONCM	UNITED SERVICES ASSOCIATION
070	USAAL	USAA LIFE INSURANCE COMPANY
071	STATF	STATE FARM LIFE INSURANCE CO
072	LICOV	LIFE INS CO OF VIRGINIA
073	TRAVE	TRAVELERS INSURANCE COMPANY
075	RETIR	KIRKE-VAN ORSDEL, INC
076	GOVTL	BANNER LIFE INSURANCE COMPANY
077	NENAB	PNCBANK, NA
078	NNLIC	RELIASTAR INSURANCE
081	MARUS	CG RUSH MUTUAL ASSISTANCE
082	CGPST	CG POLAR STAR MUTUAL ASST
086	UNISB	UNIFORM SERVICE BENEFIT ASSN
087	ALLAA	ALL AMERICAN ASSURANCE CO
088	OCCLC	TRANSAMERICA OCCIDENTAL LIC
089	SURET	SURETY LIFE INSURANCE COMPANY
090	BBTMO	BB&T MORTGAGE
091	OFBEA	OFFICERS BENEFIT ASSOCIATION
092	MLOAI	MONEY LIFE OF AMERICAN VIP
093	FMSTL	FARMERS & TRADERS LIFE INS CO
095	MARIN	MARINE MIDLAND BANK
096	PROVI	PROVIDENT MUTUAL LIFE INS CO
097	BLINY	BANKERS LIFE INS CO OF NEW YORK
098	UNITI	UNITED LIFE & ACCIDENT INS
100	PPCMA	CG MUTUAL ASSIT USCG PPC
107	BORMA	CG BORINQUEN MUTUAL ASSISTANCE
108	SANJM	CG SAN JUAN MUTUAL ASST
113	LICOG	LIFE INS CO OF GEORGIA
118	SOMSC	SOURCE 1 MORTGAGE SERVICES CRO
119	SBGIN	SECURITY BENEFIT GROUP

Continued on next page

Section B
Standard Transactions

Allotment Blanket Codes, Continued

BLANKET CODE	BLANKET ABBR.	BLANKET PAYEE
122	VAFCU	VANDENBERG FCU
124	AULIC	AMERICAN UNITED LIFE INS CO
126	PATRI	SPACE COAST CREDIT UNION
127	AMSMC	AMSOUTH MORTGAGE COMPANY INC
129	NOAAF	NOAA FITNESS ASSOCIATION, INC
130	AIDAL	AID ASSOCIATION FOR LUTHERANS
133	MONTE	MONTEREY FEDERAL CREDIT UNION
140	AVLIB	AVCO ARMED FORCES IND BANK
146	PENAC	PEN AIR FEDERAL CREDIT UNION
150	SNFCU	USA FEDERAL CREDIT UNION
152	RFCRU	RAMEY FEDERAL CREDIT UNION
153	FNBWJ	1ST FIDELITY BK NA S JERSEY
158	KNOCO	KNIGHTS OF COLUMBUS
161	RCGMA	CG MUTUAL ASST REPRESENTATIVE
166	WLDSL	AMERICAN HEALTH & LIFE INS CO
167	OZARK	OZARK NATIONAL LIFE INSURANCE
169	CAPEC	CAPE COD FEDERAL CREDIT UNION
170	WSLIC	WESTERN & SOUTHERN LIFE INS CO
171	AMERF	AMERICAN FIDELITY LIFE INS CO
172	NATLT	NATIONAL TRAVELERS LIFE CO
173	SLAND	SOUTHLAND LIFE INSURANCE CO
174	LUTHB	LUTHERAN BROTHERHOOD LIFE INS
176	CENBK	CENTRAL BANK & TRUST
178	MINNM	MINNESOTA MUTUAL LIFE INS CO
182	MIDML	MIDLAND MUTUAL LIFE INS CO
183	CONNM	CONNECTICUT MUTUAL LIFE INS CO
184	DURHA	DURHAM LIFE INSURANCE COMPANY
185	ECGDM	CGD11 MUTUAL ASSISTANCE
186	NORTH	NORTHERN LIFE INSURANCE CO
187	CHICA	CHICAGO CUSTOMS FCU
188	FEDAL	CREDIT UNION 1
190	TRANS	TRANS WORLD ASSURANCE COMPANY
192	IDSLI	AMERICAN EXPRESS FINANCIAL
196	CLICO	IDEALIFE INSURANCE COMPANY
200	MCFCU	MCCLELLAN FEDERAL CREDIT UNION
206	NEFCU	NORTHEAST FEDERAL CREDIT UNION
208	FTCRU	FORT TRUMBULL CREDIT UNION
211	FULIC	ALLIANZ LICO OF NORTH AMERICA
215	ARFCU	ARSENAL CREDIT UNION

Continued on next page

Section B
Standard Transactions

Allotment Blanket Codes, Continued

BLANKET CODE	BLANKET ABBR.	BLANKET PAYEE
216	NACLH	N AMERICAN LIFE/HEALTH INS
218	ALCIC	AMERICAN LIFE & CASUALTY INS
219	OLLIC	OLD LINE LIFE INSURANCE CO
220	NMLIC	NORTHWESTERN MUTUAL LIFE INS
228	AFASN	AIR FORCE ASSOCIATION
229	ASMUT	ARMED SVC MUTUAL BENEFIT ASSN
230	ALLST	ALLSTATE LIFE INS CO
231	BOSTO	BOSTON MUTUAL LIFE INS CO
235	GUARA	GUARANTEE MUTUAL LIFE COMPANY
236	HOMEB	HOME BENEFICAL LIFE INS CO
239	MANUF	MANAMERICA PREM PROC ST6
242	MUTBL	MUTUAL BENEFIT LIFE INS CO
244	RAINB	SECURITY PACIFIC BANK WA
245	NATLL	NATIONAL LIFE INS CO
246	NANFC	NAVAL AIR NORFOLK FCU
247	NANYC	NAVY MEMPHIS FCU
249	PURIT	UNITED FIDELITY LIFE PURITAN
251	SHENA	SHENANDOAH LIFE INSURANCE CO
252	SOUTH	SOUTHWESTERN LIFE INS CO
253	STATM	STATE MUTUAL LIFE ASSURANCE
258	PACIF	PACIFIC MUTUAL LIFE INS CO
261	NATRL	KANSAS CITY LIFE INSURANCE CO
262	NAVYK	NAVY KEY WEST FCU
263	FAAEC	FAA EMPLOYEES CREDIT UNION
265	BANKE	BANKERS LIFE NEBRASKA
267	WOODM	WOODMEN OF THE WORLD LIC
271	NATIO	NATIONWIDE INSURANCE
273	BUSAS	BUSINESSMENS ASSURANCE CO
275	PROCT	PROTECTIVE LIFE INSURANCE CO
277	HOMEL	PHOENIX HOME LIFE MUTUAL INS
278	AETNA	AETNA LIFE INSURANCE COMPANY
279	LIBER	LIBERTY LIFE INSURANCE COMPANY
280	NEWEM	NEW ENGLAND LIFE INS CO
283	PROVD	PROVIDENT COMPANIES INS
284	FICOL	1ST COMMONWEALTH LIFE INS CO
285	WACHO	WACHOVIA OPERATIONAL SERVICES
287	NAVMG	NAVY FEDERAL CREDIT UNION
290	WESTE	WESTERN RESERVE LAX OHIO
293	CBCMB	FIRST UNION MORTGAGE CORP

Continued on next page

Section B
Standard Transactions

Allotment Blanket Codes, Continued

BLANKET CODE	BLANKET ABBR.	BLANKET PAYEE
294	ADLIC	AMERICAN DEFENDER LIFE INS
296	PRLIC	PAUL REVERE LIFE INS CO
298	FMONC	FIRST ATLANTIC FCU
303	ACADL	ACADEMY LIFE INSURANCE COMPANY
304	DOVER	DOVER FEDERAL CREDIT UNION
305	MONLI	MONUMENTAL LIFE INSURANCE CO
306	AMHLI	AMERICAN HEALTH & LIFE INS
311	INLIC	INDPNDNT LIFE/ACCIDENT INS
315	WESLI	FORTIS BENEFITS INSURANCE CO
317	BKLIC	PRINCIPAL MUTUAL LIFE INS CO
322	HAFCU	HOMESTEAD AFB FCU
333	SFBIC	SOUTHERN FARM BUREAU LIFE INS
342	ARELP	CG ARELP MUTUAL ASSISTANCE
344	MNLIC	MIDLAND NATIONAL LIFE INS CO
348	FNWLI	FARMERS NEW WORLD LIFE INS
351	FHNBK	CITIZENS FIDELITY BK&TRST CO
357	KSFCU	TRANSPORTATION FCU
359	MILIC	PRIMERICA LIFE INSURANCE CO
366	FNLIC	FIRST NATL LIC OF AMERICA
369	PEFCU	PENTAGON FEDERAL CREDIT UNION
379	TNOFO	INDPNDNT ORDER OF FORESTERS
382	BULAS	BANKERS UNITED LIFE ASSURANCE
384	JHVLI	JOHN HANCOCK VARIABLE LIC
385	IGLIC	INVESTORS GUARANTY LIFE INS CO
386	SWHMU	CG COMMANDER MUTUAL ASSISTANCE
388	MAWDH	CG MUTUAL ASST
389	IHLIC	ITT HARTFORD LIFE & ANNUITY IN
400	CGMUC	CG MUTUAL ASSISTANCE CAMPAIGN
403	AGLIC	AMERICAN GENERAL LIFE INS CO
407	BKAMR	BANK OF AMERICA CALIFORNIA
413	FCFCU	GLOBAL FEDERAL CREDIT UNION
414	PSNBK	KEY BANK OF WASHINGTON
418	NYLAC	NEW YORK LIFE & ANNUITY CORP
423	CBOET	FIRST CITIZENS BANK
424	CTSBK	CENTRAL SAVINGS BANK
425	IVLIC	MIDLAND NATIONAL LIFE
427	MWMOA	MODERN WOODMEN OF AMERICA
433	NAWLI	NATIONAL WESTERN LIFE INS
438	NAVMA	NAVAL AVIATION MUSEUM FOUND IN

Continued on next page

Section B
Standard Transactions

Allotment Blanket Codes, Continued

BLANKET CODE	BLANKET ABBR.	BLANKET PAYEE
440	CENFB	CENTRAL FIDELITY BANK
448	WARMA	CG MUTUAL ASST GROUP ASTORIA
451	CSLCP	GE CAPITAL
452	SBLIC	SECURITY BENEFIT LIFE INS CO
453	CGCTM	CGC TAHOMA MUTUAL ASSISTANCE
457	USAAF	USAA FEDERAL SAVINGS BANK
458	FFNSG	FIRST FINANCIAL SAVINGS
459	GTAIC	GREENTREE ACCEPTANCE INC
461	FLMCO	FLEET MORTGAGE GROUP INC (FMG)
463	FREFC	FLEET REAL ESTATE FUNDING CORP
464	CGPOR	CG PORTLAND MUTUAL ASSISTANCE
466	CGMMA	CG MONTEREY MUTUAL ASSISTANCE
468	CITGB	CITIZENS GUARANTY BANK
469	FKNBK	FORT KNOX NATIONAL BANK
475	MBFLM	CG MIAMI BEACH MUTUAL ASST REP
480	CHEML	CHASE MANHATTEN MORTGAGE CORPOR
482	UCLIC	UNION CENTRAL LIFE INS CO
485	CTNBK	SHAWMUT BANK
486	CGFON	COAST GUARD FOUNDATION
489	KYCLI	JEFFERSON-PILOT LIFE INS CO
490	OSLIC	OHIO STATE LIFE INS CO
492	MIDMA	CG BOUTWELL MUTUAL ASSISTANCE
494	BKONE	BANK ONE
495	BCAMC	BARCLAYS AMERICAN MORTGAGE CORP
496	CGSFE	CG FAR EAST SECTION MUT ASST
500	PACFC	CFC SOUTHWESTERN PENNSYLVANIA
501	MDCFC	CFC OF CENTRAL MARYLAND
502	NCCFC	CFC CAPE FEAR AREA
503	VACFC	CFC SOUTH HAMPTON ROADS
504	CACFC	CFC SAN FRANCISCO BAY AREA
505	DCCFC	CFC NATIONAL CAPITAL AREA
506	TXCFC	CFC SAN ANTONIO AREA
507	GACFC	CFC COASTAL GEORGIA
508	NJCFC	CFC ATLANTIC COUNTY
509	CACFC	CFC SONOMA-MENDOCINA LAKE
510	FLCFC	CFC NE FLA/ SE GA REGIONAL
511	SCCFC	CFC TRIDENT UNITED WAY
512	HICFC	CFC HONOLULU AREA
513	NJCFC	CFC CAPE MAY COUNTY

Continued on next page

Section B
Standard Transactions

Allotment Blanket Codes, Continued

BLANKET CODE	BLANKET ABBR.	BLANKET PAYEE
514	WACFC	CFC SPOKANE AREA
515	NYCFC	CFC DUTCHESS COUNTY
516	VACFC	CFC OVERSEAS AREA
517	NYCFC	CFC NEW YORK CITY
518	CACFC	CFC NAPA-SOLANO
519	TNCFC	CFC NASHVILLE & MIDDLE TENNES
520	PACFC	CFC PHILADELPHIA AREA
521	CACFC	CFC LOS ANGELES AREA
522	LACFC	CFC GREATER NEW ORLEANS AREA
523	WICFC	CFC SOUTHEASTERN WISCONSIN
524	CACFC	CFC SACRAMENTO AREA
525	CTCFC	CFC SOUTHEASTERN CONNECTICUT
526	TXCFC	CFC COASTAL BEND
527	TXCFC	CFC TEXAS GULF COAST
528	TXCFC	CFC GALVESTON
529	FLCFC	CFC GREATER PENSACOLA AREA
530	WACFC	CFC KING COUNTY
531	VACFC	CFC PENINSULA
532	CACFC	CFC NORTHERN CALIFORNIA
533	ALCFC	CFC MOBILE COUNTY
534	MSCFC	CFC MISSISSIPPI GULF COAST
535	FLCFC	CFC BROWARD COUNTY
536	FLCFC	CFC PINELLAS COUNTY
537	FLCFC	CFC NORTHWEST FLORIDA
539	AKCFC	CFC SOUTH CENTRAL ALASKA
541	MACFC	CFC MASSACHUSETTS BAY AREA
542	MECFC	CFC PORTLAND
543	NHCFC	CFC NEW HAMPSHIRE SOUTHERN ME
544	MACFC	CFC CAPE COD
547	VACFC	CFC FST VA BK EASTERN SHORE
548	FLCFC	CFC PALM BEACH COUNTY
549	PRCFC	CFC PUERTO RICO
550	AKCFC	CFC OF SOUTHEAST ALASKA
551	WACFC	CFC CLALLAM COUNTY
553	WACFC	CFC OLYMPIC PENINSULA
554	ORCFC	CFC SOUTHWESTERN OREGON
555	CACFC	CFC MONTEREY & SANTA CRUZ CTY
556	CACFC	CFC SAN DIEGO COUNTY
557	NYCFC	CFC LONG ISLAND UNITED WAY

Continued on next page

Section B
Standard Transactions

Allotment Blanket Codes, Continued

BLANKET CODE	BLANKET ABBR.	BLANKET PAYEE
559	NJCFC	CFC NORTHERN NEW JERSEY
560	MNCFC	CFC GREATER DULUTH & SUPERIOR
561	MICFC	CFC CHIPPEWA COUNTY
562	ILCFC	CFC CHICAGO AREA
563	NYCFC	CFC ERIE-NIAGARA COUNTIES
564	MICFC	CFC SOUTHEASTERN MICHIGAN
566	MICFC	CFC ST CLAIR COUNTY
567	MOCFC	CFC UNITED WAY OF GTR ST LOUIS
569	MNCFC	CFC TWIN CITIES
571	NECFC	CFC OMAHA AREA
572	OKCFC	CFC METRO OK CITY UNITED WAY
573	TNCFC	CFC OF THE MID SOUTH
574	PACFC	CFC ALLEGHENY/CENTRAL WASH CTY
575	KYCFC	CFC HENDERSON-DAVISS
578	OHCFC	CFC MAUMEE VALLEY UNITED WAY
581	MICFC	CFC NORTHWEST MICHIGAN
582	OHCFC	CFC GREATER CLEVELAND
583	MACFC	CFC SE MASSACHUSETTES
584	PACFC	CFC SOUTHWESTERN PENNSYLVANIA
585	RICFC	CFC RHODE ISLAND AREA
589	ORCFC	CFC COLUMBIA RIVER AREA
591	FLCFC	CFC FOR SANTA ROSA COUNTY
593	WVCFC	CFC RIVER CITIES
595	ILCFC	CFC CENTRAL ILLINOIS
596	KYCFC	CFC N CTR KY INDIANA & FT KNOX
597	KYCFC	CFC PADUCAH-MCCRACKEN COUNTY
598	ORCFC	CFC BENTON COUNTY
601	NJCFC	CFC BURLINGTON COUNTY
602	OHCFC	CFC OF CINCINNATI METRO AREA
607	CTCFC	CFC GREATER NEW HAVEN AREA
609	COFC	CFC DENVER METRO AREA
610	FLCFC	CFC MIAMI/DADE/MONROE COUNTY
611	ORCFC	CFC CLATSOP COUNTY
612	KSCFC	CFC TOPEKA-SHAWNEE COUNTY
616	DECFC	CFC OF DELAWARE
617	ARCFC	CFC OF JEFFERSON COUNTY
618	FLCFC	CFC COCOA-BREVARD COUNTY
619	MSCFC	CFC WASHINGTON COUNTY
623	MSCFC	CFC WARREN COUNTY
625	TNCFC	CFC GREATER CHATTANOOGA AREA

Continued on next page

Section B
Standard Transactions

Allotment Blanket Codes, Continued

BLANKET CODE	BLANKET ABBR.	BLANKET PAYEE
627	MICFC	CFC OF MARQUETTE COUNTY
628	MECFC	CFC HEART OF MAINE
632	CACFC	CFC VENTURA COUNTY
637	OHCFC	CFC LAKE COUNTY
641	NJCFC	CFC OCEAN COUNTY
645	MICFC	CFC NORTH BERRIEN COUNTY
646	TXCFC	CFC SOUTHEAST TEXAS
649	NCCFC	CFC CHERRY POINT
653	ALCFC	CFC WIREGRASS AREA
654	MICFC	CFC KENT OTTAWA COUNTY
655	NYCFC	CFC CENTRAL NEW YORK
656	CACFC	CFC SAN LUIS OBISPO COUNTY
658	MICFC	CFC BAY COUNTY AREA
661	CACFC	CFC FRESNO
663	WACFC	CFC MID COLUMBIA AREA
664	FLCFC	CFC LEE COUNTY #809536607
665	FLCFC	CFC OKALOOSA-WALTON COUNTIES
666	VTCFC	CFC CHITTENDEN COUNTY
667	TXCFC	CFC TARRANT & DENTON COUNTY
668	IACFC	CFC DUBUQUELAND
669	FLCFC	CFC MANASOTA C/O UNITED WAY
670	MOCFC	CFC GREATER KANSAS CITY
671	GACFC	CFC METROPOLITAN ATLANTA AREA
672	FLCFC	CFC VOLUSIA FLAGLER PUTNAM
673	ORCFC	CFC CENTRAL DOUGLAS
674	PACFC	CFC GREATER JOHNSTOWN
675	FLCFC	CFC SUNCOAST
676	WVCFC	CFC EASTERN PANHANDLE
677	OHCFC	CFC ASHTABULA COUNTY
678	VICFC	CFC ST. THOMAS- ST. JOHN
700	FITNE	DOT TASC FITNESS CENTER
703	CAMMA	CGC CAMPBELL MUTUAL ASSISTANCE
704	NLOMA	CG NEW LONDON MUTUAL ASSIST
715	CGWIL	CG WILMINGTON MUTUAL ASSISTANC
716	BASMA	CGC BASSWOOD MUTUAL ASSISTANCE
799	CGEXC	COAST GUARD EXCHANGE
800	VARIC	VA REGIONAL OFFICE & INS CENTR
850	DSSDP	DEPT. OF THE U. S. TREASURY
897	LTCPI	LONG TERM CARE PARTNERS, LLC
898	UCCIJ	UNITED CONCODIA COMPANIES INC.
899	UARMY	DEFENSE FINANCE & ACCTING SERV
900	OSGLI	OFFICE OF SERVICE GROUP LI

Section B
Standard Transactions

L6EB Tax Information

Purpose The L6EB establishes a member's federal and state tax status in JUMPS, and indicates a member's state of legal residence. The L6EB is also used to record the member's current mailing address, number of exemptions claimed, and to notify the appropriate state of any change in this information.

Source The L6EB is created in RECENTS when a "Tax Mailing Information Address", "State Tax Information" or "Federal Tax Information" transaction processes into JUMPS

Expanded RECENTS analysis The following presents JUMPS information by the COBOL name, PMIS database field names, Query Screen Page Number if applicable, Segment Number if applicable, Long Title and definition.

Field	Description						
ACT-MRTL Segment 64 (NR MARTL STAT)	<u>Actual Marital Status.</u> <ul style="list-style-type: none"> This field is for Nonresident aliens only. There are two valid codes. 						
	<table border="1" style="width: 100%;"> <tr> <th style="text-align: center;">Code</th> <th style="text-align: center;">Marital Status</th> </tr> <tr> <td style="text-align: center;">S</td> <td style="text-align: center;">Single</td> </tr> <tr> <td style="text-align: center;">M</td> <td style="text-align: center;">Married</td> </tr> </table>	Code	Marital Status	S	Single	M	Married
	Code	Marital Status					
S	Single						
M	Married						
ADD-WTHHLD (Federal) Segment 64 (ADD FED TAX)	<u>Additional Withholdings.</u> <ul style="list-style-type: none"> 3 digits; e.g., 030 for \$30. Blank if not claiming additional federal withholding. 						
ADD-WTHHLD (State) Segment 66 (ADDL TAX)	<u>Additional Withholdings.</u> <ul style="list-style-type: none"> 3 digits; e.g., 030 for \$30. 						
ALLOW Segment 64 (ALLOW)	<u>Number of Allowances Claimed.</u> <ul style="list-style-type: none"> Two Digits; e.g. 02 for two allowances. 						

Continued on next page

Section B
Standard Transactions

L6EB Tax Information, Continued

Expanded RECENTS Analysis (cont'd)

Field	Description								
EXMPT-STAT (State) <i>(Not recorded in JUMPS)</i>	<p><u>Enter “E” if this is a taxing state that exempts members from paying state taxes when not residing in state.</u></p> <ul style="list-style-type: none"> • See 3PM, chapter 8-B for applicable states. • If State Exempt Status is completed, City or Town of Legal Residence (LR-CITY) and State of Legal Residence (LR-STATE) are required. • State Marital Status, State Exemptions Claimed (number) and State Exemptions Claimed (dollar amount) are blank if State Exempt Status is completed. • Used when a members state of legal residence is a taxing state, and has an agreement with the Coast Guard to withhold state income taxes, but exempts the member. Some states exempt a member from paying state taxes for reasons other than combat exclusion e.g. if the member is a legal resident of a state, but does not reside in that state, the member may be exempt from paying taxes 								
FED-MRTL Segment 64 (TAX PLN)	<p><u>Marital Status.</u></p> <ul style="list-style-type: none"> • There are 3 valid codes depicting a member’s marital status. <table border="1" style="width: 100%; border-collapse: collapse;"> <thead> <tr> <th style="text-align: center;">Code</th> <th style="text-align: center;">Marital Status</th> </tr> </thead> <tbody> <tr> <td style="text-align: center;">S</td> <td>Single</td> </tr> <tr> <td style="text-align: center;">M</td> <td>Married</td> </tr> <tr> <td style="text-align: center;">U</td> <td>Married but wishes to be withheld at the higher single rate.</td> </tr> </tbody> </table>	Code	Marital Status	S	Single	M	Married	U	Married but wishes to be withheld at the higher single rate.
Code	Marital Status								
S	Single								
M	Married								
U	Married but wishes to be withheld at the higher single rate.								
FRGN-CO Segment 64 (FOR CTY)	<p><u>Foreign Country of Legal Residence.</u></p> <ul style="list-style-type: none"> • This field is for nonresident aliens only. • See the 3PM, Enclosure (9) for valid codes. • If the LR-CITY code is “OO” then the country of legal residence will be displayed. 								

Continued on next page

Section B
Standard Transactions

L6EB Tax Information, Continued

Expanded RECENTS Analysis (cont'd)

Field	Description
LR-CITY Segment 66 (LR CITY)	<u>City or Town of Legal Residence.</u> <ul style="list-style-type: none"> • Used if the member is a U.S. Citizen or a resident alien, and is either submitting his/her first Tax Information to JUMPS, or changing legal residence or state income tax withholding information. • This should be blank for nonresident aliens, except where the member is terminating nonresident alien status on this form. If the member is a residents of Guam or American Samoa and does not have a city of legal residence, enter “NA” in this item. • This item is limited to 24 characters.
LR-STATE Segment 66 (ST CD, LR STATE)	<u>State of Legal Residence.</u> <ul style="list-style-type: none"> • See the 3PM, Enclosure (9) for valid codes. • This will be blank for nonresident aliens unless terminating nonresident alien status. • If <u>City or Town of Legal Residence</u> is completed, also complete this item. If Code "00" is used, enter the country of legal residence in <u>City or Town of Legal Residence</u>
NBR-EXMPT Segment 66 (NBR EXM)	<u>No. State Exemptions Claimed.</u> <ul style="list-style-type: none"> • Two digits for the number of state exemptions claimed. • “00” is entered if the state form does not request the number of exemptions. • Blank if the state form uses a dollar amount rather than number of exemptions (See AMT-EXMPT).
STATE Segment 66 (MAIL STATE)	<u>St.</u> <ul style="list-style-type: none"> • This field is mandatory and is limited to 2 digits • Letters “OO” are displayed for foreign country addresses. • For FPO and APO addresses, “AE”, “AA”, or “AP” is displayed. • See 3PM, enclosure (9) for valid state and U.S. possession codes.

Continued on next page

Section B
Standard Transactions

L6EB Tax Information, Continued

Expanded RECENTS Analysis (cont'd)

Field	Description	
STATE-MRTL Segment 66 (TAX PLN)	<u>Marital Status.</u> <ul style="list-style-type: none"> • This field will be blank if the member has claimed State Exempt Status. • When State Marital Status is completed, either Exemptions Claimed (number) or Exemptions Claimed (dollar amount), as appropriate, must also be completed. • There are five valid codes. 	
	Code	State Marital Status
	1	Member is single or married and elects to claim the "Single" rate on the state Tax form, or the state form does not request marital status and the member is single.
	2	Member has indicated "Single, Head of Household" on the state tax form.
	3	Member has indicated "Married and not claiming exemption for spouse" on the state tax form.
	4	Member has indicated "Married" or "Married and claiming exemption for spouse and self" on the state tax form, or the state form does not request marital status and the member is married.
5	Member has indicated "Married and filing joint return" on the state tax form.	
STREET ADDRESS Segment 66 (MAIL STREET)	<u>Street.</u>	
TERMINATE (Not Recorded in JUMPS)	<u>Terminate Status.</u> <ul style="list-style-type: none"> • A "X" is entered in SDAII if terminating a nonresident alien status. 	
TX-TYP (Not Recorded in JUMPS)	This field is used for edits within JUMPS.	
TYP-ENTRY	<u>Type.</u> The letters "EC" will be displayed if the transaction is being submitted along with an accession document.	
ZIP Segment 66 (MAIL ZIP CD)	<u>Zip/Postal.</u> <ul style="list-style-type: none"> • Five or nine digits. • All zeroes will be displayed for foreign country addresses. 	

Continued on next page

Section B
Standard Transactions

L6EB Tax Information, Continued

Additional information

The following information is provided to aid in analyzing errors which may occur in this transaction

If city / Town of legal residence is located	And State of Legal Residence is	And State Marital Status is	Then Exemptions Claimed (number) is	And Exemptions Claimed (dollar amount) is	And State Exempt Status is
In 1 of the 50 States including DC,PR,GU,VI,AQ.	CA,CT,ID,PA,MO MT,NJ,NY,OR,VT	1,2,3,4, or 5 (Subject to Tax)	00-99	Blank	Blank
		Blank (Tax Exempt)	Blank	Blank	
	AZ	1,2,3,4 or 5 Living in State	00-99	Blank	Blank
		Blank (living out of state, elects no withholding)	Blank	Blank	E
	MS	1,2,3,4 or 5	Blank	Dollar Amount	Blank
	PR (Living in US)	Blank	Blank	Blank	E
	AK,FL,IL, PR (Living outside of US), MI,NV,NH PR,SD,TN,TX WA,WV,WY,AQ GU,VI	Blank	Blank	Blank	Blank
	AL,AR,CO DE,DC,GA,HI,IN,I A,KS,KY,LA,ME, MA,MD,MN,NC,N D,NE,NM,OH,HK, RI,CS,UT,VA,WI	1,2,3,4 OR 5	0-99	Blank	Blank
N/A	AQ, GU	Blank	Blank	Blank	Blank
Country of Legal Residence	00 (Alpha Code)	Blank	Blank	Blank	Blank
Blank	N/A	Blank	Blank	Blank	Blank

Section B
Standard Transactions

L6FB Statement of Intent (CG-5229)

Purpose The Statement of Intent (SOI) enables a member to declare intentions to RELAD, retire, completely separate from the service, reenlist, extend/reextend enlistment, or extend active duty period authorized (if a reserve member or recalled retiree on active duty). The member is not required to sign the SOI.

Source The L6FB is created in RECENTS when a "Statement of Intent For Discharge, RELAD, Retirement or Statement of Intent For Extension, Re-extension, Reenlistment, Retention, Recall" transaction processes into JUMPS.

Expanded RECENTS analysis The following presents JUMPS information by the COBOL name, PMIS database field names, Query Screen Page Number if applicable, Segment Number if applicable, Long Title and definition.

Field	Description
<u>Disposition of Leave.</u>	<ul style="list-style-type: none">• The number of days of saved leave that the member wishes to sell in connection with an extension, reenlistment or separation.• The numbers of days of regular (non-saved) leave that the member wishes to sell.• The total number of days of annual leave that the member will be taking prior to the extension, reenlistment or separation date.• The total number of days of leave the member is disposing of by either taking or selling.• The total number of days of saved leave that the member wishes to carry forward upon reenlistment/extension.• The total numbers of days of regular (non-saved) leave that the member wishes to carry forward upon reenlistment/extension.• The total number of days of leave the member is carrying forward upon reenlistment/extension.
<u>Annual Leave</u>	The type and inclusive dates of leave to be taken after the effective date of the transaction.

Continued on next page

Section B
Standard Transactions

L6FB Statement of Intent (CG-5229), Continued

Expanded RECENTS Analysis (cont'd)

Field	Description	
<u>Extension/Reenlistment</u>	The appropriate code as listed below:	
	Code	Meaning
	A	Regular enlisted member intends to extend/reextend enlistment
	B	Regular enlisted member intends to reenlist
	C	Regular enlisted member expects to be involuntarily retained beyond normal expiration of enlistment(e.g., HAOS)
D	Regular officer or enlisted member expects to be recalled to active duty immediately upon retirement or Reserve officer or enlisted member, or recalled retiree, expects to be retained on active duty (no break).	
<u>First Extension to Current Enlistment</u>	Y/N	
<u>Has Member Enacted Prior Extension Agreement</u>	Y/N	
<u>Expected Termination Date Based on Prior Extension Agreement</u>	The date when the current enlistment as extended will expire.	
<u>Effective Date of Separation</u>	The date of expiration of the member's current active duty period (e.g., day prior to date reenlistment, extension/ re-extension, or retention takes effect).	
<u>Effective Date of Extension/Reenlistment/Retention</u>	The date the member begins the next period of active service under a reenlistment, extension/re-extension, retention, or extension of reserve obligated service.	
<u>Period of Extension/Reenlistment/Retention</u>	Number of years and months the member is being extended, re-extended, re-enlisted or retained. (Example: 06 years, 00 months, etc.)	
<u>Multiple Assigned Military Specialty</u>	Blank.	
<u>Number of Installments Authorized for Initial Payment</u>	If the member is not entitled to a SRB, shows "0". If the member is entitled to a SRB, shows "1".	

Continued on next page

Section B
Standard Transactions

L6FB Statement of Intent (CG-5229), Continued

<u>Termination Type</u>	The appropriate code as listed below:	
	Code	Meaning
	A	Officer or enlisted discharge
	B	Officer resignation
	C	Enlisted fraudulent enlistment
	D	Officer or enlisted RELAD
	E	Officer or enlisted retirement, or resumption of retired status after being recalled to active duty
<u>Separation Under Honorable Conditions</u>	“A” if Yes, and “B” if No.	
<u>Disability Severance Pay Grade/Rate Code</u>	Pay Grade (E6, W3, O2E, O5, etc.) for which disability severance pay is to be computed.	
<u>Officer Severance Pay Longevity</u>	Although this item indicates “Officer”, it is used for both officer and enlisted members being separated with severance or separation pay. Shows the years and months of applicable service from which severance or separation pay is to be computed.	
<u>Officer Severance Pay Object Code</u>	“6” for officers being separated due to failure of promotion. “7” for officers being separated due to unfitness.	
<u>Effective Date of Separation</u>	The date of the member’s last active duty day.	
<u>Lump Sum Readjustment Standard of Performance</u>	“0” if the member’s performance of duty has been substandard. “1” if the member’s performance of duty has not been substandard.	
<u>Reserve Separation Pay</u>	Shows “0” if the reserve member’s performance of duty has been substandard. “1” if the member’s performance of duty is above standard.	
<u>Mileage Allowance</u>	An “X” in box describes where the member is electing mileage. Shows locations between which mileage will be computed. If member is being retired, this item should be blank.	

Continued on next page

Section B
Standard Transactions

L6FB Statement of Intent (CG-5229), Continued

Expanded RECENTS Analysis (cont'd)

Field	Description
<u>Member Elects Payroll Withholding of Premium for Uniformed Services Voluntary Insurance Program.</u>	Uses "B" to select "No". The current health care insurance coverage does not facilitate premium payment via payroll withholding.
<u>Final Mailing Address.</u>	Blank.

Section B
Standard Transactions

L6GB Payment Option Election

Purpose The Payment Option Election (POE) is used to record in JUMPS the pay delivery method elected by the member.

Source The L6GB is created in RECENTS when a "Payment Option Election" transaction process into JUMPS.

Expanded RECENTS Analysis The following identify the different methods of payment delivery.

Field	Description
Option 1	<u>Mail Check to Unit/Delivery Address.</u>
Option 2	<u>Accrue Net Pay at HRSIC</u>
Option 3	<u>Mail Check to Non-Work Address.</u> Mailing Address will be displayed.
Option 4	<u>Direct Deposit.</u> Account and Routing Transit Number will be displayed.

Section B
Standard Transactions

L6HB Military Payroll Money List

Purpose The Military Payroll Money List (CG-3079) is used to certify off-line payments to active duty members and as a transaction to JUMPS.

Source This transaction is submitted via PERSRUs to HRSIC.

Expanded RECENTS Analysis The following identify the basic items of the Military Payroll Money List as they appear on the form.

Field	Description
OPFAC	<u>OPFAC</u> ..The seven-digit OPFAC number of the unit at which this form is prepared.
DT-PAID	<u>Date Paid</u> . The date paid is the date of obligation against the Coast Guard.
PAYROLL	<u>Payroll</u> . The offline payment control number assigned by HRSIC.
VOUCHER	<u>Voucher</u> . The voucher number assigned by the PAO. The voucher number is either a seven or eight digit number consisting of three components.
AMT-PAID	<u>Amount-Paid</u> ..The dollar amount that was paid in 7 digits.
DT-LIQUID	<u>Date Liquid</u> ..The actual date for the liquidation of the payment made.

Section B
Standard Transactions

L6JB Basic Test Battery and Special Test Scores

Purpose This transaction is responsible for the transmission of test scores related to a member's aptitude and eligibility for Class A schools and advancement.

Source The L6JB is input by TRACEN Cape May only.

Expanded RECENTS Analysis The following presents JUMPS information by the COBOL name, PMIS database field names, Query Screen Page Number if applicable, Segment Number if applicable, Long Title and definition.

Field	Description
TEST VERSION <i>BATT-TEST1-VER (11)</i> <i>BATT-TEST2-VER (11)</i> <i>BATT-TEST3-VER (11)</i>	<u>Version.</u> <ul style="list-style-type: none"> • There are 3 fields to record separate test versions. Subsequent retests will overwrite the "BATT-TEST-VER" field. • The version consists of 3 alpha/numeric characters. The third character must be an alpha character.
TEST-DT <i>BATT-TEST1-DT (11)</i> <i>BATT-TEST2-DT (11)</i> <i>BATT-TEST3-DT (11)</i>	<u>Test Date.</u> <ul style="list-style-type: none"> • The test date in YYMMDD. Format is displayed.
UNIT-INFO	Unit Information. The member's 7 digit OPFAC and reporting unit is displayed.
SCORES <i>TEST-XX-SCORE (11)</i> <i>Note: Replace XX with test portion names.</i> <i>ATMPT (11)</i>	<u>GS, AR, WK, PC, NO, CS, AS, MK, MC, EI, VE.</u> <ul style="list-style-type: none"> • Retests will increase the counter under the ATMPT (Page 11) Field for applicable portions of the test battery .

Section B
Standard Transactions

L6KB Clothing and Small Stores Checkage

Purpose The JUMPS Clothing and Small Stores Checkage is used by TRACEN Cape May to deduct clothing and small stores purchases from a member's pay account. Checkages will be processed as a lump sum pay deduction.

Source This transaction is submitted via PERSRUs to HRSIC.

Expanded RECENTS Analysis The following identify the basic items of the L6KB as they appear in RECENTS.

Field	Description
AMT-PUR	<u>Purchase Amount</u> . 6 digits for the amount of the pay package; e.g., \$40.00 would be 004000.
GRND-TOT	<u>Grand Total</u> . 8 digits for the sum of all pages; e.g., \$300.00 would be 00030000.

Section C
NUMBERED TRANSACTIONS

Section Overview

Introduction This section lists the purpose and the variable data elements for numbered transactions as they appear in the Recent Transaction File (RECENTS).

In this section

Action Code	Purpose	See Page
304	Add or Delete Enlisted Qualification Code (Obsolete) See: Direct Access Develop Workforce > Manage Competencies (GBL) > Use > Competencies	6-C-2
305	Add or Delete Award Code (Obsolete) See: Direct Access Develop Workforce > Manage Competencies (GBL) > Use > Honors and Awards	6-C-4
320	Record Retest of ASVAB Scores (Obsolete) See: Direct Access Develop Workforce > Manage Competencies (GBL) > Use > Test Results	6-C-5
324	Record Education Degree/Training Program, Education Level, Or Change Foreign Language Skill (Obsolete) See: Direct Access Develop Workforce > Manage Competencies (GBL) > Use > Education and Develop Workforce > Manage Competencies (GBL) > Use > Foreign Language Test Results	6-C-6
325	Servicewide, CWO Specialty, or OAR Information (Obsolete)	6-C-8
333	Height and Weight Measurement/Bonus Suspension	6-C-10
450	Security Clearance Data (Obsolete) See: Direct Access Administer Workforce, Administer Workforce (GBL), Use and Security Check	6-C-11

Section C
NUMBERED TRANSACTIONS

304 Add or Delete Enlisted Qualification Code (Obsolete)

Purpose Action code was 304 is used to:

- Add enlisted qualification codes
- Remove (delete) enlisted qualification codes
- Record aviator aircraft-type qualifications

Diving qualification lapse dates are no longer recorded using action code 304.

Source Action code 304 is generated by PERSRUs when one of the following events is recorded in SDA II:

- Change Qualification Code for Enlisted Personnel
- Change Aviator Qualification

Expanded RECENTS analysis This table lists the variable data element codes and the element code descriptions/SDA II fields for action code 304.

Code	Element	Description/SDA II Field
69	VDEs for element codes 69-77 record pilot qualification.	HH65
70	The following pilot qualification codes may appear:	C4
71	AC=Aircraft	C11
72	Commander	E2
73	FP=First Pilot	HC130
74	CP=Copilot	HH60 (Formerly HH3)
76	IP=Instructor Pilot	HU16
77		HU25
78	5 or 6 Characters. A 5 or 6 character code indicating the aircraft type, aircraft designation, and pilot's qualification by combining codes, such as from the following example: <u>AC Type</u> + <u>Aircraft</u> + F = Fixed Wing TH57 <u>Highest Qualification Held</u> <u>Element</u> A = Aircraft Commander FTH57A	OTHER AIRCRAFT

Continued on next page

Section C
NUMBERED TRANSACTIONS

304 Add or Delete Enlisted Qualification Code (Obsolete),
Continued

Expanded RECENTS analysis (continued)

Code	Element	Description/SDA II Field
79	L = Lapsed Q = Qualified	SHIP-HELO QUALIFICATION
80	5 Digits representing number of whole hours	TOTAL ROTARY TIME
81	5 Digits representing number of whole hours	TOTAL FLYING TIME
85	2 Characters representing enlisted qualification code	DELETE QUAL CODE
86	2 Character & Date representing enlisted qualification code and date assigned in YYMMMDD format	ADD QUAL CODE/DATE
88	Date in YYMMMDD format	DIVING QUAL LAPSE DATE (no longer used but may appear in RECENTS)

Section C
NUMBERED TRANSACTIONS

305 Add or Delete Award Code (Obsolete)

Purpose Action code 305 is used to add or delete an award code

Source Action code 305 is generated by PERSRUs when the Record Award Information event is recorded in SDA II.

Expanded RECENTS Analysis This table lists the variable data elements and descriptions/SDA II fields for action code 305.

Code	Element	Description/SDAII Field
01	9 Character Code (AAYYMMMDD)	Award Name and Date • Codes from 3PM, Encl. 10
02	9 Character Code (AAYYMMMDD)	Deletions, Award Name and Date
97	3 Digit Total	Total of element codes used less than 97. (e. g. Element Codes 01 was used three times [01 X 03 = 03] and Element Code 02 was used twice [02 X 02 = 04] the sum of the elements used equals 007). • Not Displayed in SDA II

Section C
NUMBERED TRANSACTIONS

320 Record Retest of ASVAB Scores (Obsolete)

Purpose Action code 320 is used to report scores from enlisted ASVAB retests

Source Action code 320 is generated by PERSRUs when the Report Scores from ASVAB Retest event is recorded in SDA II.

Expanded RECENTS Analysis This table lists the variable data elements and descriptions/SDA II fields for action code 320.

Code	Element	Description/SDAII Field
01	2 Digit	<u>GS Test Score</u>
02	2 Digit	<u>AR Test Score</u>
03	2 Digit	<u>WK Test Score</u>
04	2 Digit	<u>PC Test Score</u>
05	2 Digit	<u>No Test Score</u>
06	2 Digit	<u>CS Test Score</u>
07	2 Digit	<u>AS Test Score</u>
08	2 Digit	<u>MK Test Score</u>
09	2 Digit	<u>MC Test Score</u>
10	2 Digit	<u>EI Test Score</u>
11	2 Digit	<u>VE Test Score</u> <u>(Composite Score of WK & PC Tests)</u>
13	3 Character	<u>Test Version</u>
14	Date (YYMMMDD)	<u>Batt-Re-Test Date</u>

Section C
NUMBERED TRANSACTIONS

324 Record Education Degree/Training Program, Education Level, Or Change Foreign Language Skill (Obsolete)

Purpose Action Code 324 is used to record the completion of an education degree, training program, change education level or change in foreign language skill.

Source Action code 320 is generated by PERSRUs when one of the following events is recorded in SDA II.

- Change Education Level
- Completion of Degree Training
- Record Foreign Language Skill

Expanded RECENTS Analysis This table lists the variable data elements and descriptions/SDA II fields for action code 324.

Code	Element	Description/SDAII Field
01	2 Digit	<u>Field of Degree or Training</u> • Available in Help Wheel, SDA System.
02	1 Digit/Character	<u>Degree Awarded or Level of Education/Training Obtained</u>
	Valid Code	Description
	1	Grammar School – Non-GED – Education Only
	2	1 Year High School – Non-GED – Education Only
	3	2 Years High School – Non-GED – Education Only
	4	3-4 Years High School – Non-GED – Education Only
	5	High School Graduate – Education Only
	6	1 Year of College – Education Only
	7	2 Years of College – Education Only
	8	3-4 Years of College, Non-graduate – Education Only
	A	Associate Degree – Education and Degree
	B	College Graduate (BS or BA) – Education or Degree
	C	Professional Certification – Degree Only
	D	Doctorate Degree – Education or Degree
	G	Grad Work One Year or More, W/O Degree – Degree Only
	M	Master Degree or Equivalent - Education or Degree
	P	Professional Degree – Degree Only
	T	Non Degree Professional Training – Degree Only
	X	Certificate of Completion – Education or Degree
	Y	Graduate Equivalency Diploma – Education or Degree

Continued on next page

Section C
NUMBERED TRANSACTIONS

324 Record Education Degree/Training Program, Education Level, Or Change Foreign Language Skill (Obsolete), Continued

Expanded RECENTS Analysis (continued)

Code	Element	Description/SDA II Field	
03	2 Digit (98 = 1998 etc.)	<u>Year Degree Obtained</u>	
04	1 Digit/Character	<u>Highest Level of Education</u> • See VDE 02 for codes.	
08	2 Digit/Character	<u>Language Code to Delete</u> <u>Skill Level to Delete</u>	
Language Code	Description	Language Code	Description
A	African	N	Hindi
B	Arabic	O	Italian
C	Asian	P	Japanese
D	Chinese (Mandarin)	Q	Korean
E	Chinese (Other)	R	Middle Eastern (Other)
F	Danish/Swedish/ Norwegian/Icelandic	S	Polish/Lithuanian
G	Estonian/Finnish	T	Portugese
H	Western Europe (Other)	U	Russian
I	Eastern Europe (Other)	V	Slavic (Other)
J	French	W	Spanish
K	German	X	Vietnamese
L	Greek	Y	Other
M	Haitian Creole		
Skill Level Code	Description		
1	Ability to speak with elementary proficiency to meet travel needs and courtesy requirements.		
2	Ability to read and write with elementary proficiency. Can communicate in written form on familiar topics. Frequent errors, but generally understood.		
3	Ability to satisfy routine social demands and limited military requirements. Can read, write and converse on general and technical topics.		
4	Ability to converse and correspond effectively with few errors on most topics and fairly extensively on technical topics.		
09	2 Digit/Character	<u>New Language Code</u> <u>New Skill Level</u> • See VDE 08 for codes.	

Section C
NUMBERED TRANSACTIONS

**325 Servicewide, CWO Specialty, or OAR Information
(Obsolete)**

Purpose Action Code 325 is used for:

(1) Servicewide exam purposes:

- Report exam rating for E-3 personnel.
- Report exam rating for change in rating personnel.
- Report exam board OPFAC number (only if exam is to be taken at other than the member's permanent unit.)

(2) Recording CWO Candidate specialty.

Source

- Action code 325 is generated by PERSRUs when a Servicewide, CWO Specialty Information event is recorded in SDA II.

Expanded RECENTS Analysis This table lists the variable data elements and descriptions/SDA II fields for action code 325.

Code	Element	Description/SDAII Field
03	3 or 4 Characters (YN2, MST2 etc.)	New Rate
04	4 Characters (BOSN, PERS etc.)	CWO Specialty
	Code	Specialty
	AVI	Aviation Engineering
	BNDM	Bandmaster
	BOSN	Boatswain
	COMM	Communications
	ELC	Electronics
	F & S	Finance and Supply
	MAT	Material Maintenance
	MED	Medical Administration
	ENG	Naval Engineering
	PERS	Personnel Administration
	PSS	Port Safety and Security
	INF	Public Information
WEPS	Weapons	

Continued on next page

Section C
NUMBERED TRANSACTIONS

**325 Servicewide, CWO Specialty, or OAR Information
(Obsolete), Continued**

Expanded RECENTS Analysis (continued)

Code	Element	Description/SDA II Field
05	7 Digit Dist/OPFAC (5347400 etc.)	Exam Board District Exam Board OPFAC
06	7 Digit Score	OAR Score Not Displayed in SDA II
07	Date (YYMMMDD)	OAR Date Not Displayed in SDA II

Section C
NUMBERED TRANSACTIONS

333 Height and Weight Measurement/Bonus Suspension

Purpose Action code 333 is used to suspend bonus payments when a member exceeds their maximum allowable weight or body fat percentage.

Source The 333 is generated when an entry is made in the member's Direct Access Personal Data page on the "Physical Char" tab.

Bonus Suspension If VDE 03 contains anything other than "0000" this transaction will set the "Suspense Flag" in Segments [30](#) and [42](#) when it processes through pay update. This suspends any future bonus installment payments until a P602 is submitted to remove the suspension.

A Direct Access "[Remove Suspension to Bonus](#)" transaction, which generates a [P602](#), must be submitted (by the responsible Servicing Personnel Office) to remove the suspense flag from the bonus segment if the Weight Over field was filled in with anything other than "0".

Expanded RECENTS Analysis This table lists the variable data elements and descriptions.

Code	Element	Description
01	4 Digits(150.0 = 150 lbs)	Member Weight
02	1 Character(A, B, etc.)	Frame Size Code
	Male A - less than 6 ¼ B - 6 ¼ to less than 6 ½ C - 6 ½ to less than 6 ¾ D - 6 ¾ to 7 E - Over 7 to less than 7 ¼ F - 7 ¼ to less than 7 ½ G - 7 ½ to 7 ¾ H - Over 7 ¾ to less than 8 J - 8 to less than 8 ¼ K - 8 ¼ to less than 8 ½ L - 8 ½ to less than 8 ¾ M - 8 ¾ and greater	Female N - less than 5 ¼ P - 5 ¼ to less than Q - 5 ½ to less than 5 ¾ R - 5 ¾ to 6 S - Over 6 to less than 6 ¼ T - 6 ¼ to less than 6 ½ U - 6 ½ to 6 ¾ V - Over 6 ¾ to less than 7 W - 7 to less than 7 ¼ X - 7 ¼ to less than 7 1/2 Y - 7 ½ to less than 7 ¾ Z - 7 ¾ and greater
03	4 Digits (005.5 = 5.5 lbs)	Amount Overweight
04	3 Digits (60.0 = 60 inches)	Member Height

Section C
NUMBERED TRANSACTIONS

450 Security Clearance Data (Obsolete)

Purpose Action code 450 is used to record security clearance data.

Source Action code 450 is generated by the Department of Transportation Central Adjudication Facility when a Security Clearance Data transaction processes into PMIS/JUMPS

Expanded RECENTS analysis This table lists the variable data elements and descriptions/SDA II fields for action code 450.

Code	Element	Description/SDAII Field
01	A one-character alpha/numeric code to indicate the type of security investigation	Security Investigation Type
	Code	Meaning
	1	Entrance National Agency Check (ENTNAC)
	2	National Agency Check
	3	NAC plus written inquiries (NACI)
	4	Background Investigation (BI)
	5	Special background investigation (SBI)
	6*	NAC plus 10 years service (obsolete)
	7	NAC plus Special investigative Inquiry (SII)
	8	ENTNAC plus SII
	9*	Interview oriented BI (IBI)
	0	Single Scope Background Investigation (SSBI)
	A*	Expanded NAC
	B	Local Records Check (LRC) plus NACI requested
	C	NACI requested
	D	NAC (or NACI) plus BI or IBI requested
	E	NAC plus SBI requested
	F	BI/IBI (10 year scope)
	G	Periodic reinvestigation (PR) or BI/IBI
	H*	NAC plus partial SBI
I*	Character Investigation (IRS)	
J	PR or SBI	

Continued on next page

Section C
NUMBERED TRANSACTIONS

450 Security Clearance Data (Obsolete), Continued

Expanded RECENTS analysis (cont'd)

Code	Element	Description/SDAII Field
	<u>Code</u>	<u>Meaning</u>
	K*	Limited BI (LBI) (OPM)
	L*	Minimum BI (MBI) (OPM)
	M	SBI plus current NAC
	N	NACI plus current NAC
	O*	SII
	P	IBI/BI plus current NAC
	Q*	MBI plus current NAC
	R*	LBI plus current NAC
	S	SBI plus current BI/IBI
	T	IBI/BI requested
	U	Other
	V	SBI requested
	W	Local Records Check
	X*	MBI - expanded
	Y*	LBI - Expanded
	Z	NACI plus SII
	#	Secret PR
	* Periodic reinvestigation - Secret	
02	Date (YYMMDD)	Security Investigation Date
03	A one-character alpha/numeric code to indicate the level of security clearance investigated/adjudicated by TASCAF.	Security Eligibility Type
	<u>Code</u>	<u>Meaning</u>
	A	No clearance - investigation reopened
	B	SCI denied - ineligible for clearance
	C	Confidential
	D	Clearance denied
	E	Interim Confidential
	F	SCI revoked - ineligible for clearance
	G	Secret - SCI denied
	H	Secret - SCI revoked
	I	Clearance pending - investigation reopened
	J	No clearance required - file created

Continued on next page

Section C
NUMBERED TRANSACTIONS

450 Security Clearance Data (Obsolete), Continued

Expanded RECENTS analysis (cont'd)

Code	Element	Description/SDAII Field
	<u>Code</u>	<u>Meaning</u>
	K	Eligible for SCI w/waiver
	L	Restricted to non - sensitive duties - not eligible for sensitive duties
	M	Top Secret only - SCI revoked
	N	Top Secret only - SCI denied
	O	Interim Secret
	P	Interim Top Secret
	Q	No clearance/access required - favorable investigation
	R	Clearance revoked
	S	Secret
	T	Top Secret
	U	Interim SCI
	V	DCID 1/14 eligible
	W	Top Secret - SCI requires adjudication
	X	Action pending
	Y	Pending final adjudication/access suspended
	Z	Adjudicative action incomplete due to loss of jurisdiction
	1	LAA Confidential
	2	LAA Secret
	3	pending reply to Letter of Intent/Statement of Reasons
	4	Clearance administratively withdrawn
	5	Position of trust (no clearance required)
	6	SCI denied (no clearance determination)
	7	SCI revoked (no clearance determination)
04	Date (YYMMDD)	Date Current Clearance Granted

Section D
"D" ACTION CODES

Section Overview – “D” Action Codes

**Section
Contents**

This section covers the following personnel actions:

Action code	Purpose	See Page
D100	General Data	6-D-2
D101	Unit Related data	6-D-12
D104	Separation Related Data	6-D-24
D111	MGIB/RMGIB Status and Benefits	6-D-29
D200	Aviator Information	6-D-31
D202	Officer Data and Prior Enlisted Information	6-D-32
D203	Enlisted Information in the ADPM	6-D-33
D300	Pay Grade History in the ADPM	6-D-36
D303	Prior Unit History in the ADPM	6-D-37
D306	Extension Information in the ADPM	6-D-39
D307	Reextension Information	6-D-41
D312	Service School Information	6-D-42
D314	Medical Status Information	6-D-43
D315	Member's Dependent Information	6-D-45
D316	Training Program Information	6-D-47
D318	Award (Medal) Information	6-D-49
D320	Add/Correct Separation/Severance Pay Information	6-D-50

Section D
"D" ACTION CODES

D100 General Data

Purpose The L67B D100 is primarily used by HRSIC. PERSRUs use the D100 for “Admin Change of Servicing PERSRU for a Unit” transactions, only.

Source A D100 is created in RECENTS when the “Correct ADPM and BAQ Data Transaction” processes into PMIS/JUMPS.

Expanded RECENTS Analysis The D100 in expanded recents is described below.

- Numbers in bold represent the element code.
- Titles in italics represent PMIS Database field names and page numbers.
- Underlined titles represent SDAII field names.

Code	Element	<u>SDAII Field Name</u>		
04 <i>SPOUSE-IN-SVC-SSN (04)</i>	9 Digit SSN (111223333)	<u>Spouse Service SSN</u>		
05 <i>SPOUSE-IN-SVC-BR (04)</i>	1 Alpha Character (E, F etc.)	<u>Spouse Service Branch Code</u>		
	Code	Branch of Service	Code	Branch of Service
	A	US Coast Guard	H	US Air Force Reserve
	B	US Coast Guard Reserve	I	US Marine Corps
	C	Navy (USN)	J	US Marine Corps Reserve
	D	US Navy Reserve	K	US Public Health Service
	E	US Army	L	US National Guard
	F	US Army Reserve	M	NOAA
	G	US Air Force		

Continued on next page

Section D
"D" ACTION CODES

D100 General Data, Continued

06 BAH CODE (00) <i>BAH-CD (04)</i>	1 Alpha Character	<u>BAH Code</u>		
	Code	Branch of Service	Code	Branch of Service
	Code	Code	Description	
		A	W/Dpns; Mbr and/or Dpns assign adequate CG-owned qtrs	
		B	W/Dpns; Mbr and/or Dpns assign adequate CG-leased qtrs	
		C	W/Dpns; Mbr and/or Dpns assign adequate DOD owned qtrs	
		D	W/O Dpns; or spouse in service no other Dpns; CG owned single qtrs	
		E	W/O Dpns; or spouse in service no other Dpns; CG owned family qtrs	
		F	W/O Dpns; or spouse in service no other Dpns; DOD owned single qtrs	
		G	W/O Dpns; Mbr not assigned govt qtrs	
		H	Spouse in service no other dpns; Mbr not assign qtrs	
		I	W/Dpns; Mbr assign inadequate CG-owned qtrs; check for rent	
		K	W/Dpns; Mbr assign inadequate DOD-own family qtrs; check rent	
		L	W/Dpns; Mbr not assigned govt qtrs	
		M	W/O DPNS; or W/spouse in service no other dpns; inadequate CG-owned qtrs	
	N	W/O DPNS; or W/spouse in service no other dpns; inadequate DOD-owned qtrs.		
	O	BAH II adeq qtrs		
	P	BAH II Differential for support on or aft 12/5/91; CG-own sgl		
	Q	BAH II Differential for support on or aft 12/5/91; CG-lea sgl		
	R	BAH II Differential for support on or aft 12/5/91; no govt qtr		
	S	BAH II Differential Grandfathered		
07 <i>BIRTH-CITY (01)</i>	Max 15 characters (Topeka, etc.)	<u>Birth City</u>		

Continued on next page

Section D
"D" ACTION CODES

D100 General Data, Continued

<u>Code</u>	<u>Element</u>	<u>SDAII Field Name</u>																																	
08 <i>BUDGET-CD (06)</i>	1 Alpha/Numeric Code (F, H, etc.)	<u>Budget Group Classification Code</u>																																	
	<table border="1"> <thead> <tr> <th>Code</th> <th>Budget Group</th> <th>Code</th> <th>Budget Group</th> </tr> </thead> <tbody> <tr> <td>A</td> <td>Cutter</td> <td>H</td> <td>Repair or Supply Activity</td> </tr> <tr> <td>B</td> <td>Patrol Craft</td> <td>I</td> <td>Training or Recruiting Unit</td> </tr> <tr> <td>C</td> <td>Tug</td> <td>J</td> <td>General Administrative or Control</td> </tr> <tr> <td>D</td> <td>Buoy Tender</td> <td>K</td> <td>Not elsewhere Classified</td> </tr> <tr> <td>E</td> <td>Miscellaneous Floating Unit</td> <td>M</td> <td>Not elsewhere Classified</td> </tr> <tr> <td>F</td> <td>Aviation Unit</td> <td>S</td> <td>Recruiting Station Enlisted RECAD Only</td> </tr> <tr> <td>G</td> <td>Shore Station or Aid</td> <td></td> <td></td> </tr> </tbody> </table>	Code	Budget Group	Code	Budget Group	A	Cutter	H	Repair or Supply Activity	B	Patrol Craft	I	Training or Recruiting Unit	C	Tug	J	General Administrative or Control	D	Buoy Tender	K	Not elsewhere Classified	E	Miscellaneous Floating Unit	M	Not elsewhere Classified	F	Aviation Unit	S	Recruiting Station Enlisted RECAD Only	G	Shore Station or Aid				
Code	Budget Group	Code	Budget Group																																
A	Cutter	H	Repair or Supply Activity																																
B	Patrol Craft	I	Training or Recruiting Unit																																
C	Tug	J	General Administrative or Control																																
D	Buoy Tender	K	Not elsewhere Classified																																
E	Miscellaneous Floating Unit	M	Not elsewhere Classified																																
F	Aviation Unit	S	Recruiting Station Enlisted RECAD Only																																
G	Shore Station or Aid																																		
09 <i>BIRTH-ST (01)</i>	2 Alpha Code (CA, KS etc.)	<u>Birth State</u>																																	
		NOTE:	<ul style="list-style-type: none"> • See ENCL (9), 3PM for codes. • Birth City is a D100 (07). 																																
10 <i>CONUS -FLTG-SHORE-RES (06)</i>	1 Alpha/Numeric	<u>Continental, Afloat, Ashore, Restriction Code</u>																																	
	<table border="1"> <thead> <tr> <th>CODE</th> <th>MEANING</th> <th>CODE</th> <th>MEANING</th> </tr> </thead> <tbody> <tr> <td>1</td> <td>INCONUS Afloat Nonrestricted</td> <td>5</td> <td>OUTCONUS Afloat Nonrestricted</td> </tr> <tr> <td>2</td> <td>INCONUS Afloat Restricted</td> <td>6</td> <td>OUTCONUS Afloat Restricted</td> </tr> <tr> <td>3</td> <td>INCONUS Ashore Nonrestricted</td> <td>7</td> <td>OUTCONUS Ashore Nonrestricted</td> </tr> <tr> <td>4</td> <td>INCONUS Ashore Restricted</td> <td>8</td> <td>OUTCONUS Ashore Restricted</td> </tr> </tbody> </table>	CODE	MEANING	CODE	MEANING	1	INCONUS Afloat Nonrestricted	5	OUTCONUS Afloat Nonrestricted	2	INCONUS Afloat Restricted	6	OUTCONUS Afloat Restricted	3	INCONUS Ashore Nonrestricted	7	OUTCONUS Ashore Nonrestricted	4	INCONUS Ashore Restricted	8	OUTCONUS Ashore Restricted														
CODE	MEANING	CODE	MEANING																																
1	INCONUS Afloat Nonrestricted	5	OUTCONUS Afloat Nonrestricted																																
2	INCONUS Afloat Restricted	6	OUTCONUS Afloat Restricted																																
3	INCONUS Ashore Nonrestricted	7	OUTCONUS Ashore Nonrestricted																																
4	INCONUS Ashore Restricted	8	OUTCONUS Ashore Restricted																																
15 <i>BAQ DEPENDENT DATA (00)</i> <i>TOT-NBR-DEP (04)</i>	2 Numeric Code (02,03, etc.)	<u>Total Number of Dependents</u>																																	
16 <i>BCN (06)</i>	7 Alpha/Numeric Code (1234567 etc.)	<u>Billet Control Number</u>																																	

Continued on next page

Section D
"D" ACTION CODES

D100 General Data, Continued

<u>Code</u>	<u>Element</u>	<u>SDAII Field Name</u>
19 <i>BIRTH-DT (01)</i>	Date (6 Digits) (YYMMDD)	<u>Birth Date</u>
21 <i>RANK-DT (01)</i>	Date (6 Digits) (YYMMDD)	<u>Last Rank , Grade, Rate</u> <u>Promotion/Reduction Date</u>
23 <i>DATE REPORTED</i> <i>PERMANENT UNIT (00)</i> <i>DT-RPTD-PERM-UNIT(06)</i>	Date (6 Digits) (YYMMDD)	<u>Permanent Duty Station Date Reported Unit</u>
24 <i>DT-RPTD-PERM-DIST (06)</i>	Date (6 Digits) (YYMMDD)	<u>Permanent Duty Station Date Reported District</u>
35 <i>BATT-TEST1-DT (11)</i>	Date (6 Digits) (YYMMDD)	<u>Last Battery Test 1</u>
38 <i>PCS-ARR-DT (06)</i>	Date (6 Digits) (YYMMDD)	<u>Next Permanent Duty Station Arrival Date</u> <ul style="list-style-type: none"> • SDA II gives the option to blank out this field in PMIS/JUMPS. • Leave blank to clear.
47 <i>REPORTING UNIT (00)</i> <i>RU-DIST (06)</i> <i>RU-OPFAC (06)</i> <i>RU (06)</i>	9 Alpha/Numeric Code (534740016)	<u>New Reporting Unit's District/OPFAC/RU</u> NOTE: Use the "Admin Change of Servicing PERSRU for a Unit" Transaction in Ch-5 of the SDA II Manual to input this Element Code.
49 <i>CFTRR-CD (00)</i> <i>CFTRR-CD (05)</i>	1 Alpha/Numeric Code (Code R, S, etc.)	<u>Centralized First Term Reenlistment Review</u>
	Code	CFTRR Result
	R	Board decision to allow member to Reenlist/Extend.
	S	Board decision to separate member.
	H	Allowed to execute current extension, but no further extensions or reenlistments.
	N	Application Sent to Member, awaiting Board decision.
X	Excluded from the CFTRR Process. Not first term.	
60 <i>HM-REC-CITY (01)</i>	Max 15 Characters (Topeka, etc.)	<u>Home of Record City</u> NOTE: <ul style="list-style-type: none"> • Home of Record State is a D100 (65). • Home of record Zip is a D100 (66).

Continued on next page

Section D
"D" ACTION CODES

D100 General Data, Continued

Expanded RECENTS Analysis (cont'd)

Code	Element	SDAII Field Name																																
63 <i>ED-HIGH-GRADE (09)</i>	1 Alpha/Numeric Code (4, B, etc.)	<u>Education, Highest Grade</u>																																
	<table border="1"> <thead> <tr> <th>Code</th> <th>High Grade</th> <th>Code</th> <th>High Grade</th> </tr> </thead> <tbody> <tr> <td>1</td> <td>Grammar school Non-GED</td> <td>8</td> <td>3-4 years of college, non-graduate</td> </tr> <tr> <td>2</td> <td>1 year high school Non-GED</td> <td>A</td> <td>Associate Degree</td> </tr> <tr> <td>3</td> <td>2 years high school Non-GED</td> <td>B</td> <td>College Degree</td> </tr> <tr> <td>4</td> <td>3-4 years high school Non-GED</td> <td>D</td> <td>Doctorate Degree</td> </tr> <tr> <td>5</td> <td>High School Graduate</td> <td>M</td> <td>Master Degree or Equivalent</td> </tr> <tr> <td>6</td> <td>1 year of college</td> <td>X</td> <td>Certificate of Completion</td> </tr> <tr> <td>7</td> <td>2 years of college</td> <td>Y</td> <td>Graduate Equivalency Diploma (GED)</td> </tr> </tbody> </table>	Code	High Grade	Code	High Grade	1	Grammar school Non-GED	8	3-4 years of college, non-graduate	2	1 year high school Non-GED	A	Associate Degree	3	2 years high school Non-GED	B	College Degree	4	3-4 years high school Non-GED	D	Doctorate Degree	5	High School Graduate	M	Master Degree or Equivalent	6	1 year of college	X	Certificate of Completion	7	2 years of college	Y	Graduate Equivalency Diploma (GED)	
Code	High Grade	Code	High Grade																															
1	Grammar school Non-GED	8	3-4 years of college, non-graduate																															
2	1 year high school Non-GED	A	Associate Degree																															
3	2 years high school Non-GED	B	College Degree																															
4	3-4 years high school Non-GED	D	Doctorate Degree																															
5	High School Graduate	M	Master Degree or Equivalent																															
6	1 year of college	X	Certificate of Completion																															
7	2 years of college	Y	Graduate Equivalency Diploma (GED)																															
64 <i>HGT (02)</i>	3 Digits (5'8"=680)	<u>Height</u> • Third digit is for fraction of an inch.																																
65 <i>HM-REC-ST (01)</i>	2 Alpha Characters (DC, FL, etc.)	<u>Home of Record State</u> NOTE: <ul style="list-style-type: none"> • See ENCL (9) 3PM for State Codes. • Home of Record City is a D100 (60). • Home of Record Zip is a D100 (66). 																																
66 <i>HM-REC-ZIP (01)</i>	5 Alpha/Numeric (123456 etc.)	<u>Home of Record Zip</u> NOTE: <ul style="list-style-type: none"> • Home of Record State is a D100 (65). • Home of Record City is a D100 (60). 																																
69 <i>WGT-DT (02)</i>	Date(6 Digits) (YYMMDD)	<u>Date Member's Weight in Sequence 0054 was Taken</u>																																
73 <i>REPORTING UNIT (00)</i> <i>RU-DIST (06)</i>	Two Digits (08, 11 etc.)	<u>Permanent Duty Station Reporting Unit District</u>																																

Continued on next page

Section D
"D" ACTION CODES

D100 General Data, Continued

<u>Code</u>	<u>Element</u>	<u>SDAII Field Name</u>	
79 ASG-REASON (06)	2 Alpha/Numeric Code (AB, CE, etc.)	Reassignment Reason Code NOTE: More than one code is used in the same column.	
Code	Enlisted Reassignment Reason	Code	Officer Reassignment Reason
A	Return to CONUS due to expiration of enlistment	A	Academy Graduates
B	Unexpected administrative moves (early return of dependents, return to CONUS for administrative discharge, "blown" cover of investigator, replacement for UA/ desertion/drug & alcohol, etc)	B	OCS Graduates
C	Retirement (including physical disability)	C	Direct Commission
D	Special cases caused by outside sources (ship moves, admiral's stewards, etc.)	D	Enlisted to CWO
E	Removal for cause/replacement (OINC, recruiters) Removal for cause/replacement (OINC, recruiters)	E	Recall to Active Duty
F	Transfer to new billet	F	Retirements
G	From abolished billet	G	RELADs
H	From "A" school - disenrolled	H	Resignations/Discharge
I	From "A" school - graduation	I	CWO to LT
J	Fill retirement vacancy	J	PG Training Input/Output
K	Fill CWO/OCS caused vacancy	K	Flight Training Input/Output
L	To "A" school - 20 weeks or longer	L	Tour Length (Afloat & Shore Assign. CONUS)
M	From overseas area -tour completion or any mutual	M	New Billets
N	To overseas area - restricted duty	N	Billet Deletion
3	To overseas area - nonrestricted duty	P	New Unit Commissioned
P	To or from icebreaker	Q	Unit Decommissioned
Q	To independent duty	R	Homeport Change
R	To or from OINC Duty	S	Billet Level Change
S	To or from instructor duty	T	Hardship
T	To or from recruiting, investigator or other "petty officer" duty	U	Special Request (Individual or Unit)
U	To or from advanced schools - 20 weeks or longer or any unilateral	V	Admin Move
V	Prior service enlistee	W	Career Development
W	Reenlistment or other special consideration	X	Service Need (Reaction to Other Categories)
X	To or from sea duty	Y	USPHS PCS
Y	To or from shore duty	Z	Special Program (Exchange)
Z	No cost other than mutuals or unilaterals	1	Mandatory Tour Length (EST by COMDT) (O/S Ashore)

Continued on next page

Section D
"D" ACTION CODES

D100 General Data, Continued

<u>Code</u>	<u>Element</u>	<u>SDAII Field Name</u>		
84 <i>PHYS-EXAM-ST-CD (02)</i>	1 Alpha/Numeric Code (A, C, etc.)	<u>Physical Examination Result Code</u>		
Regular Coast Guard Members		Reserve Coast Guard Members		
Code	Exam Result	Code	Exam Result	
A	Qualified by periodic exam	Q	Qualified	
D	Qualified for discharge/retirement	P	Permanent Waiver	
E	Qualified for reenlistment/extension	W	Temporary Waiver	
O	Qualified for overseas/sea duty assignment	T	Temporarily Disqualified	
N	Not qualified	N	Not Qualified	
87 <i>LGL-RESID-CITY (01)</i>	Max 15 characters (Topeka, etc.)	<u>Legal Residence City and State</u> NOTE: Legal Residence State is a D100 (88).		
88 <i>LGL-RESID-ST (01)</i>	2 Alpha Code (AK, OH, etc.)	<u>Legal Residence City and State</u> NOTE: <ul style="list-style-type: none"> • See ENCL (9) 3PM for state codes • Legal Residence City is a D100 (87). 		
92 <i>MNRTY-DESIG (01)</i>	1 Alpha Code (3,5 etc.)	<u>Minority Designation Code</u>		
	Code	Designation		
	1	Black (not of Hispanic origin)		
	2	Hispanic (includes persons of Mexican, Puerto Rican, Cuban, Central and South American, or other Spanish Origin or culture (regardless of race)		
	3	American Indian (including Alaskan Natives)		
	4	Asian (including Pacific Islanders)		
	5	All others (e.g., white/caucasian, etc.)		
94 <i>OPFAC-MOD (06)</i>	3 Alpha/Numeric) (23A, BO1, etc.)	<u>OPFAC Modifier</u> NOTE: See the Enlisted Billet Manual, COMDTINST M5320.6N for modifier codes.		
95 <i>MAR-STAT (04)</i>	1 Alpha/Numeric (A, I etc.)	<u>Marital Status Code</u>		
	Code	Meaning	Code	Meaning
	A	Annulled	M	Married
	D	Divorced	S	Single
	I	Interlocutory	W	Widowed
	L	Legally separated	Blank	No information available

Continued on next page

Section D
"D" ACTION CODES

D100 General Data, Continued

<u>Code</u>	<u>Element</u>	<u>SDA II Field Name</u>
96 <i>MBR-TYPE-1 (00)</i>	1 Alpha/Numeric (B, F etc.)	<u>Member Type Code 1</u> <ul style="list-style-type: none"> Element code 96 is not required if a D-101 with Element code 31 is used.
	Code	Meaning
	A	Regular Commissioned Officer
	B	Reserve Commissioned Officer on Extended Active Duty
	C	Reserve Commissioned Officer on Special Active Duty for Training (Short Term)
	D	Reserve Commissioned Officer on Active Duty for Training
	E	Regular CWO
	F	Reserve CWO on Extended Active Duty
	G	Reserve CWO on Special Active Duty for Training (Short Term)
	H	Reserve CWO on Active Duty for Training
	J	Regular Enlisted
	K	Reserve Enlisted on Extended Active Duty
	P	Aviation Cadet Reserve
	Q	Officer Candidate Regular
	R	Officer Candidate Reserve
	S	Coast Guard Academy Cadet
	T	USPHS Officer
	U	Select (Drilling) Reserve Enlisted
	Z	Reserve Enlisted
	Blank	Reserve Officer

Deleted Variable Data Elements

The following table VDE's were deleted when PMIS Page 14 was removed in February 1996. They are presented for historical purposes.

<u>Code/Description</u>	<u>Element</u>	<u>SDAII Field Name</u>
22 <i>DIVE-PAY-CD (14)</i>	1 Alpha/Numeric Code (A, C etc.)	<u>Diving Pay Code.</u>
	Code	Meaning
	O	Entitlement terminated
	A	Ships Salvage Diving Officer
	B	Officer with scuba training only
	C	Officer performing diving duty at school under instruction in a course above Diver Second Class
	D	Diver First Class (DV-1) enlisted
	E	Diver Second Class (DV-2) enlisted
	F	Scuba Diver (DV) enlisted
	G	Medical Deep-sea Diving Technician (DV-M) enlisted
	H	Enlisted member performing diving duty at school under instruction in a course above Diver Second Class, unless entitled to a higher rate
	I	Master Diver
	Blank	Never received entitlement

Continued on next page

Section D
"D" ACTION CODES

D100 General Data, Continued

Code/Description	Element	SDAII Field Name			
25 <i>BAQ-DT (14)</i>	Date (6 Digits) (YYMMDD)	<u>BAQ Date</u>			
26 <i>DIVE-PAY-DT (14)</i>	Date (6 Digits) (YYMMDD)	<u>Diving Pay Date.</u>			
27 <i>FSA-DT (14)</i>	Date (6 Digits) (YYMMDD)	<u>Family Separation Allowance Date</u>			
	Code	Meaning	Code	Meaning	
	0	Entitlement to FSA terminated.	4	Type II FSA-T (TD/TAD)	
	1	Type I FSA	5	Type I and II FSA-R (Restricted)	
	2	Type II FSA-R (Restricted)	6	Type I and II FSA-T (TD/TAD)	
	3	Type II FSA-S (Ship)	Blank	Has never received entitlement	
28 <i>HAZ-DUTY-DT (14)</i>	Date (6 Digits) (YYMMDD)	<u>Hazardous Duty Date.</u>			
29 <i>HFPAY (14)</i>	Date (6 Digits) (YYMMDD)	<u>Hostile Fire Pay Code.</u>			
	Code	Meaning	Code	Meaning	
	0	Entitlement to Hostile Fire Pay terminated	2	Until end of the month	
	1	Until further orders	Blank	Has never received entitlement	
33 <i>SUBSIST-DT (14)</i>	Date (6 Digits) (YYMMDD)	<u>Most Recent Subsistence Entitlement Date.</u>			
34 <i>DIVE-QUAL-LAPSE-DT (14)</i>	Date (6 Digits) (YYMMDD)	<u>Diving Pay Code, Pay Date, Lapse Date.</u>			
58 <i>FSA-CD (14)</i>	1 Alpha/Numeric Code (1,4 etc.)	<u>Family Separation Allowance Code.</u>			
	Code	Meaning	Code	Meaning	
	0	Entitlement terminated	4	Type II FSA-T (TD/TAD)	
	1	Type I FSA	5	Type I and II FSA-R Restricted	
	2	Type II FSA-R (Restricted)	6	Type I and II FSA-T (TD/TAD)	
	3	Type II FSA-S (Ship)	Blank	Never received FSA	
	4	Type II FSA-T (TD/TAD)			

Continued on next page

Section D
"D" ACTION CODES

D100 General Data, Continued

<u>Code/Description</u>	<u>Element</u>	<u>SDAII Field Name</u>	
61 <i>HAZ-DUTY-CD (14)</i>	1 Alpha/Numeric Code (1,2 etc.)	<u>Hazardous Duty Pay Code.</u>	
	Code	Meaning	Code
	0	Entitlement terminated	3
	1	Aviation crew member pay	4
	2	Aviation non-crew member pay	Blank
		Meaning	
		Aviation crew member pay suspended	
		Aviation non-crew member suspended	
		Never received entitlement	
62 <i>HFPAY-CD (14)</i>	1 Alpha/Numeric Code (1,2 etc.)	<u>Hostile Fire Pay Code.</u>	
	Code	Meaning	
	0	Entitlement to Hostile Fire Pay terminated	
	1	Until further orders	
	2	Until end of the month	
	Blank	Has never received entitlement	
74 <i>STA-ALLOW-DT (14)</i>	Date (6 Digits) (YYMMDD)	<u>Date Member became entitled to Station Allowance.</u>	
75 <i>SDA-DT (14)</i>	Date (6 Digits) (YYMMDD)	<u>Special Duty Assignment Pay Date.</u>	
76 <i>RESP-PAY-DT (14)</i>	Date (6 Digits) (YYMMDD)	<u>Date Member became entitled to Responsibility Pay .</u>	

Section D
"D" ACTION CODES

D101 Unit Related Data

Purpose Action Code D101 is used to update an individual's Personnel (PMIS) Record.

Source A D101 is created in RECENTS when the "Correct ADPM Service Data As Indicated" transaction processes into PMIS/JUMPS.

Expanded RECENTS Analysis The D101 in expanded recents is described below.

- Numbers in bold represent the element code.
- Titles in italics represent PMIS Database field names and page numbers.
- Underlined titles represent SDAII field names.

Code	Element	SDAII Field Name
04 <i>MTHS-CONUS (07)</i>	3 Digits (4 yrs = 048)	<u>Tour Length Recap INCONUS</u>
05 <i>PERMANENT UNIT (00)</i> <i>PERM-UNIT-OPFAC (06)</i>	5 Digits (12345, etc.)	<u>Permanent Duty Station OPFAC</u> • OPFAC Codes may be found in the OPFAC Manual, COMDTINST M5440.2 (series)
06 <i>REPORTING UNIT (00)</i> <i>RU-OPFAC (06)</i>	5 Digits (12345, etc.)	<u>Reporting Unit OPFAC</u> • OPFAC Codes may be found in the OPFAC Manual, COMDTINST M5440.2 (series)
07 <i>MTHS-OCONUS (07)</i>	3 Digits (3 yrs = 036)	<u>Tour Length Recap OUTCONUS</u>
08 <i>MTHS-RESTRICTED (07)</i>	3 Digits (4 yrs = 048)	<u>Tour Length Recap Restricted</u>
22 <i>ENTRY-CITY (01)</i>	Max 15 Characters (Topeka, etc.)	<u>Current Enlistment Place of Entry-City</u>

Continued on next page

Section D
"D" ACTION CODES

D101 Unit Related Data, Continued

Code/Description	Element	SDAII Field Name						
23 <i>ENTRY-ST (01)</i>	2 Alpha Code (AK, KS, etc.)	<u>Current Enlistment Place of Entry-State</u> <ul style="list-style-type: none"> See ENCL (9) 3PM for State Codes. 						
24 <i>PAYG-IND (01)</i>	1 Alpha/Numeric Code	<u>Pay Grade Indicator</u>						
		<table border="1"> <thead> <tr> <th>Code</th> <th>Meaning</th> </tr> </thead> <tbody> <tr> <td align="center">0</td> <td>All other Officers</td> </tr> <tr> <td align="center">1</td> <td>Officers with 4 years active enlisted or warrant service, or more points as an enlisted member or warrant officer.</td> </tr> </tbody> </table>	Code	Meaning	0	All other Officers	1	Officers with 4 years active enlisted or warrant service, or more points as an enlisted member or warrant officer.
		Code	Meaning					
0	All other Officers							
1	Officers with 4 years active enlisted or warrant service, or more points as an enlisted member or warrant officer.							
25 <i>RANK (00)</i> <i>RANK (01)</i>	3 or 4 Alpha/Numeric (YN2, PERS2, CDR, etc.)	<u>Rank</u> <ul style="list-style-type: none"> See Chapter 3-D for complete listing. 						
26 <i>ROT-DT (06)</i>	Date (6 Digits) (YYMMDD)	<u>Rotation Eligibility Date</u>						
28 <i>SEX (00)</i> <i>SEX (01)</i>	1 Character	<u>Member Sex Code</u>						
		<table border="1"> <thead> <tr> <th>Code</th> <th>Gender</th> </tr> </thead> <tbody> <tr> <td align="center">M</td> <td>Male</td> </tr> <tr> <td align="center">F</td> <td>Female</td> </tr> </tbody> </table>	Code	Gender	M	Male	F	Female
		Code	Gender					
M	Male							
F	Female							

Continued on next page

Section D
"D" ACTION CODES

D101 Unit Related Data, Continued

<u>Code/Description</u>	<u>Element</u>	<u>SDAII Field Name</u>
31 <i>MB-TY (00)</i> <i>MBR-TYPE-3 (00)</i>	3 Characters	<u>Member Type 3</u>

Type	Description
PZA	Aviation Cadet
Blank	Aviation Cadet Reserve
PEZ	Coast Guard Academy Cadet
FEC	Coast Guard Recruiting Initiative for the Twenty First Century (CGRIT) Candidate
NEZ	Delayed Enlistment
TOZ	NOAA Commissioned Officer
TOR	NOAA Commissioned Officer Recalled to Active Duty
TOJ	NOAA Commissioned Officer Retired With Pay
AEO	Officer Candidate Regular
FEO	Officer Candidate Reserve
AOZ	Regular Active Duty Commissioned Officer
AEZ	Regular Active Duty Enlisted
AWZ	Regular Active Duty Warrant Officer
ROJ	Regular Commissioned Officer Retired With Pay
REJ	Regular Enlisted Retired With Pay
RWJ	Regular Warrant Officer Retired With Pay
IOZ	Reserve Commissioned Officer Individual Ready Reserve
FOG	Reserve Commissioned Officer on Active Duty for Special Work - Active Component (GE140dys)
FOD	Reserve Commissioned Officer on Active Duty for Special Work - Reserve Component (GE140dys)
FOB	Reserve Commissioned Officer on Extended Active Duty
LOK	Reserve Commissioned Officer Retired Awaiting Pay at 60
LOJ	Reserve Commissioned Officer Retired with Pay
LOZ	Reserve Commissioned Officer Retired Without Pay
JOL	Reserve Commissioned Officer Standby Active
JOM	Reserve Commissioned Officer Standby Inactive
IEZ	Reserve Enlisted Individual Ready Reserve
FEC	Coast Guard Recruiting Initiative for the 21 st Century (CGRIT) Candidate
FEG	Reserve Enlisted on Active Duty for Special Work - Active Component (GE140dys)
FED	Reserve Enlisted on Active Duty for Special Work - Reserve Component (GE140dys)
FEE	Reserve Enlisted on Active Duty for Training - Other Training Duty (GE140dys)
FEB	Reserve Enlisted on Extended Active Duty

Continued on next page

Section D
"D" ACTION CODES

D101 Unit Related Data, Continued

31 (continued)

Type	Description
FEH	Reserve Enlisted on Initial Active Duty for Training
LEK	Reserve Enlisted Retired Awaiting Pay at 60
LEJ	Reserve Enlisted Retired with Pay
LEZ	Reserve Enlisted Retired Without Pay
JEL	Reserve Enlisted Standby Active
JEM	Reserve Enlisted Standby Inactive
IWZ	Reserve Warrant Officer Individual Ready Reserve
FWG	Reserve Warrant Officer on Active Duty for Special Work - Active Component (GE140dys)
FWD	Reserve Warrant Officer on Active Duty for Special Work - Reserve Component (GE140dys)
FWE	Reserve Warrant Officer on Active Duty for Training - Other Training Duty (GE140dys)
FWB	Reserve Warrant Officer on Extended Active Duty
LWK	Reserve Warrant Officer Retired Awaiting Pay at 60
LWJ	Reserve Warrant Officer Retired with Pay
LWZ	Reserve Warrant Officer Retired Without Pay
JWL	Reserve Warrant Officer Standby Active
JWM	Reserve Warrant Officer Standby Inactive
ROR	Retired Active Duty Commissioned Officer Recalled to Active Duty
RER	Retired Active Duty Enlisted Recalled to Active Duty
RWR	Retired Active Duty Warrant Officer Recalled to Active Duty
LOR	Retired Reserve Commissioned Officer Recalled to Active Duty
LER	Retired Reserve Enlisted Recalled to Active Duty
LWR	Retired Reserve Warrant Officer Recalled to Active Duty
HOZ	Select (drilling) Reserve Commissioned Officer
HEZ	Select (drilling) Reserve Enlisted
HWZ	Select (drilling) Reserve Warrant Officer
VOZ	USPHS

Continued on next page

**Section D
"D" ACTION CODES**

D101 Unit Related Data, Continued

<u>Code/Description</u>		<u>Element</u>	<u>SDAII Field Name</u>	
33 <i>PO-ASG-IND (06)</i>		1 Alpha, Numeric Code	<u>Petty Officer Assignment Indicator</u>	
Code	Meaning			
A	Alcohol rehabilitation counselor			
B	Recruiter (salesman and supervisor)			
C	Senior enlisted advisor			
D	Drug education specialist			
F	Instructor (IT School, Recruiter School, district leadership schools, POCM billet G-PRF)			
G	AMVER Center PO billets			
H	Human relations counsel or facilitator, Defense Relations Institute counselor			
I	Investigator			
J	Instructor (CG leadership schools, Yorktown & Petaluma, law enforcement)			
K	District commander driver, CCGD8 & CCGD9			
L	Career Counselor, Cape May			
M	Driver trainer, CCGD12			
O	Tactical law Enforcement Team			
Q	Barracks MAA, Support Center Seattle			
S	Special Services personnel			
T	Tower Operator			
Z	Humanitarian assignment			
35 <i>ASG-REASON (06)</i>		1 Alpha/Numeric Code	<u>Enlisted Personnel Assignment Indicator</u>	
Code	Meaning (Enlisted)		Code	Meaning (Officer)
A	Return to CONUS due to expiration of enlistment		A	Academy Graduates
B	Unexpected administrative moves (early return of dependents, return to CONUS for administrative discharge, "blown" cover of investigator, replacement for UA desertion/drug & alcohol, etc)		B	OCS Graduates
C	Retirement (including physical disability)		C	Direct Commission
D	Special cases caused be outside sources (ship moves, admiral's stewards, etc.)		D	Enlisted to CWO
E	Removal for cause/replacement (OINC, recruiters, instructors, etc.)		E	Recall to Active Duty
F	Transfer to new billet		F	Retirements
G	From abolished billet		G	RELADs
H	From "A" school - disenrolled		H	Resignations/Discharge
I	From "A" school - graduation		I	CWO to LT
J	Fill retirement vacancy		J	PG Training
K	Fill CWO/OCS caused vacancy		K	Flight Training
L	To "A" school - 20 weeks or longer		L	Tour Length (Afloat & Shore)

Continued on next page

Section D
"D" ACTION CODES

D101 Unit Related Data, Continued

35 (continued)

Code	Meaning (Enlisted)	Code	Meaning (Officer)
M	From overseas area -tour completion or any mutual	M	New Billets
N	To overseas area - restricted duty	N	Billet Deletion
3	To overseas area - non-restricted duty	P	New Unit Commissioned
P	To or from icebreaker	Q	Unit Decommissioned
Q	To independent duty	R	Homeport Change
R	To or from OINC duty	S	Billet Level Change
S	To or from instructor duty	T	Hardship
T	To or from recruiting, investigator or other "petty officer" duty	U	Special Request (Individual or Unit)
U	To or from advanced schools - 20 weeks or longer or any unilateral	V	Admin Move
V	Prior service enlistee	W	Career development
W	Reenlistment or other special consideration	X	Service Need (Reaction to other categories)
X	To or from sea duty	Y	USPHS PCS
Y	To or from shore duty	Z	Special Program (Exchange)
Z	No cost other than mutuals or unilaterals	1	Mandatory Tour Length (EST by COMDT) (O/S Ashore Afloat)

40 <i>DUTY-STAT-CD (06)</i>	2 Alpha/Numeric	<u>Present Duty Status Code</u> • Codes are divided into three functional groups.
Group 1	At Unit for	An alpha numeric code to describe the different status types for a member while attached to a given unit.
Group 2	Enroute	An alpha numeric code to describe the different status types for a member while in transit status between two units.
Group 3	Separation	An alpha code to describe the type of separation for members terminating active Coast Guard service.
At Unit for Code	Enroute Code	Reason
-----	1A	Duty at first unit following enlistment or entry on active duty
D1	2D	Duty at permanent duty station
D3	4D	Assigned temporary duty at a unit
D5	6D	Away on temporary additional duty at another unit
T1	2T	Permanent duty for instruction
T3	4T	Assigned temporary duty for instruction at unit
T5	6T	Away on temporary additional duty for instruction at another unit
C1	2C	Permanent duty for confinement/ disciplinary action

Continued on next page

Section D
"D" ACTION CODES

D101 Unit Related Data, Continued

40 (continued)

At Unit for Code	Enroute Code	Reason
C3	4C	Assigned temporary duty for confinement/disciplinary action at another unit
C5	6C	Away on temporary additional duty for confinement/disciplinary action at another unit
R3	4R	Home awaiting disciplinary action
M1	2M	Permanent duty for treatment/hospitalization
M3	4M	Assigned temporary duty for treatment/hospitalization at unit
M5	6M	Away on temporary additional duty for treatment/hospitalization at another unit
M7	-----	Reserve disabled member under notice of eligibility
F3	4F	Temporary duty for further assignment
P5	6P	Away for permissive orders
S3	4S	Temporary duty for separation
-----	2S	Permanent duty for separation
A5	-----	Unauthorized absence
H3	4H	Home awaiting action of physical evaluation board
W5	6W	TAD winter duty (CCGD9 only)
Separation Code	Reason	
AA	Separation without reenlistment - recommended for reenlistment - P203 VDE 25 or 29	
AB	Resignation - P214 VDE 04	
AC	Termination of appointment or dismissal, severance - P214 VDE 01, 02, or 05	
AE	Desertion	
AF	Separation without reenlistment - not recommended for reenlistment - P203 VDE 26 or P253 Discharged under other than Honorable Conditions P214 VDE 06	
AG	Separation without reenlistment - recommended for reenlistment but not eligible due to hardship, obesity, etc. P203 VDE 28	
AJ	Missing in action - POW	
BA	Gain to retired strength	
DC	Appointed Cadet	
DD	Death - P266	

Continued on next page

Section D
"D" ACTION CODES

D101 Unit Related Data, Continued

Code	Element	SDAII Field Name
41 <i>DUTY-STAT-DT (06)</i>	Date (6 Digits) (YYMMDD)	<u>Effective Date of Duty Status Code</u>
45 <i>PERM-UNIT-DIST (06)(00)</i>	2 Digits (07, 08, etc.)	<u>Permanent Duty Station District</u> <ul style="list-style-type: none"> • OPFAC numbers may be found in the OPFAC Manual, COMDTINST M5440.2.
46 <i>REPORTING UNIT (00)</i> <i>RU (06)</i>	2 Digits (07, 08, etc.)	<u>Reporting Unit ID</u> <ul style="list-style-type: none"> • OPFAC numbers may be found in the OPFAC Manual, COMDTINST M5440.2
47 <i>BATT-TEST2-DT (11)</i>	Date (6 Digits) (YYMMDD)	<u>Basic Battery Test Scores 2nd Date</u>
48 <i>BATT-TEST3-DT (11)</i>	Date (6 Digits) (YYMMDD)	<u>Basic Battery Test Scores 3rd Date</u>
52 <i>RES-ASSIGN-DT (12)</i>	Date (6 Digits) (YYMMDD)	<u>Date Assigned Reserve Home Duty Station</u>
53 <i>RES-TRA/PAY-CAT -DT</i> <i>(12)</i>	Date (6 Digits) (YYMMDD)	<u>Reserve Pay Status Date</u>
54 <i>P&A-ACCRUE-DT (12)</i>	Date (6 Digits) (YYMMDD)	<u>Reserve Pay & Allowances Accrual Start Date</u>

Continued on next page

Section D
"D" ACTION CODES

D101 Unit Related Data, Continued

<u>Code/Description</u>	<u>Element</u>	<u>SDAII Field Name</u>
55 <i>RES-INIT-ENTRY-DT (12)</i>	Date (6 Digits) (YYMMDD)	<u>Reserve Forces Initial Entry Date</u>
56 <i>RES-CAT (12)</i>	1 Character	<u>Reserve Category</u>
Code	Description	
C	Retired Reserve. Includes: <ul style="list-style-type: none"> • RET-1 Retired with pay • RET-2 Retired-eligible for pay upon reaching age 60 • RET-3 Retired-ineligible for retired pay 	
I	Standby Reserve	
R	Ready Reserve	
S	Standby Reserve (Active Status)	
57 <i>RES-CLASS (12)</i>	1 Character	<u>Reserve Classification</u>
Valid Code	Description	
I	Inactive duty officer personnel within 8 yrs IADT	
J	Prior active duty Enlisted within 8 yrs IADT	
K	Non-prior Service Personnel	
M	Student participating in the Marine Academy Reserve Training Program (MARTP)	
N	Obligated personnel not included in another class.	
P	Enlisted personnel required to complete Basic Training	
Q	Officer and enlisted members who have no obligation	
X	Non-prior service personnel enlisted as direct Petty Officer	
Y	Enlisted member, attends recruit training and 30 days OJT while on IADT	

Continued on next page

Section D
"D" ACTION CODES

D101 Unit Related Data, Continued

<u>Code</u>		<u>Element</u>	<u>SDAII Field Name</u>
58 <i>RES-TRA-PAY-CAT (12)</i>		1 Character Code	<u>Reserve Training Pay/Category</u>
<u>Code</u>	<u>Comprised of...</u>	<u>Code</u>	<u>Comprised of...</u>
A	SELRES (in a pay status)	H	Members with no requirement to drill.
B	IMA w/Selective Service System (reimbursable)	I	Standby Reserve (inactive status).
C	RK's in Interphase (No longer used)	J	Enlisted to attend OCS but have not reported
D	Reserve Flag Officers	M	Mobilized & expected to return to drilling status upon RELAD
E	Reservist w/drill obligation without access to IDT Unit.	N	All other in the Standby Reserve (active status).
F	RPs, RKs, RLs on IADT	P	RPs, RKs, RYs recruited but not yet reported to IADT.
G	Key federal employees in the Standby Reserve (active status).		
59 <i>PRI-RES-TRA-PAY-CAT (12)</i>		1 Character Code	<u>Prior Reserve Training Pay/Category</u> <ul style="list-style-type: none"> • See VDE 58 for codes.
64 <i>SWE-CYCLE-DATE (02)</i>		5 Character Date (MMMDD; e.g., SEP98)	<u>SWE Cycle Date</u> <ul style="list-style-type: none"> • Presently not in SDAII.

Continued on next page

Section D
"D" ACTION CODES

D101 Unit Related Data, Continued

Deleted Variable Data Elements The following table is a historical record of VDE's that have been deleted. Most were removed when PMIS Page 14 was deleted in February 1996.

<u>Code/Description</u>		<u>Element</u>	<u>SDAII Field Name</u>	
27 <i>RESP-PAY-CD (14)</i>		1 Digit Code	Responsibility Pay Entitlement Code	
Code	Meaning		Code	Meaning
1	Entitlement to Responsibility pay terminated		Blank	Never received entitlement
0	Receiving Responsibility Pay			
34 <i>OINC-DESIG</i>		1 Alpha/Numeric Code	<u>Officer In Charge Qualification Code</u>	
Code	Meaning		Code	Meaning
A	Qualified, Afloat and Ashore		F	Not Qualified
B	Qualified, SAR, Afloat and Ashore		O	Qualification Removed
C	Qualified, ATON, Afloat and Ashore		S	BM School Graduate
D	Qualified, SAR, Ashore only		Z	Not Evaluated
E	Qualified, ATON, Ashore only			
42 <i>STA-ALLOW-CD (14)</i>		1 Alpha, Numeric	Station Allowance Code	
Code	Meaning		Code	Meaning
0	Allowance terminated		3	Receiving both above allowances
1	Receiving housing allowance		Blank	Never received either allowance
2	Receiving cost of living allowance			

Continued on next page

Section D
"D" ACTION CODES

D101 Unit Related Data, Continued

<u>Code/Description</u>	<u>Element</u>	<u>SDAII Field Name</u>
43 <i>SUBSIST-CD (14)</i>	1 Alpha/Numeric	Subsistence Code
	Code	Meaning
	0	Entitlement Terminated
	H	Basic Allowance for Subsistence (enlisted)
	I	Commuted Rations (SEPRATS)
	J	Stewards-stewards subsisted in cabin and wardroom messes and/or members subsisted in messes of other services
	K	Not elsewhere classified
	L	Special Allowance for Subsistence
	M	Officer Basic Allowance for Subsistence
	Blank	Has never received entitlement

Subsistence entitlements are no longer valid as of 2002. Undefined per SCP
Number 27226

Section D
"D" ACTION CODES

D104 Separation Related Data

Purpose Action Code D104 is used to update an individual's Personnel (PMIS) Record.

Source A D104 is created in RECENTS when the "Maintain Separation Status and Dates" transaction processes into PMIS/JUMPS.

Expanded RECENTS Analysis The D104 in expanded RECENTS is described below.

- Numbers in bold represent the element code.
- Titles in italics represent PMIS Database field names and page numbers.
- Underlined titles represent SDAII field names.

Code	Element	SDAII Field Name
01 <i>PEND-TERM-DT (05)</i>	Date (6 Digits) (YYMMDD)	<u>Pending Separation Date</u> <ul style="list-style-type: none"> • Entering "000000" in this Element clears date.
02 <i>PEND-TERM-CD (05)</i>	2 Alpha/Numeric Code	<u>Pending Separation Code</u>
	Separation Code	Description
	AA	Separation W/O reenlistment-recommend for reenlistment - P203 VDE 25 or 29
	AB	Resignation - P214 VDE 04
	AC	Termination of appointment or dismissal, severance - P214 VDE 01, 02 or 05
	AE	Desertion
	AF	<ul style="list-style-type: none"> • Separation w/o Reenlistment - Not Recommended for Reenlistment - P203 VDE 26 or P253 • Discharged under other than Honorable Conditions - P214 VDE 06
	AG	Sep. w/o reenlistment - recommended for reenlistment but not eligible due to hardship, obesity, etc. P203 VDE 28
	AJ	Missing in action - POW
	BA	Gain to retired strength
	DC	Appointed Cadet
	EA	Record erroneously on file - removed administratively
03 <i>REQ-TERM-DT (05)</i>	Date (6 Digits) (YYMMDD)	<u>Requested Active Duty Termination Date</u> <ul style="list-style-type: none"> • Entering "000000" in this Element clears date.

Continued on next page

Section D
"D" ACTION CODES

D104 Separation Related Data, Continued

Code	Element	SDAII Field Name
04 <i>REQ-TERM-CD (05)</i>	1 Alpha/Numeric (YYMMDD)	<u>Requested Active Duty Termination Code</u> <ul style="list-style-type: none"> Entering "000000" in this Element clears date.
	Code	Meaning
	1	Retirement
	2	Early Discharge
	3	Resignation (not currently used)
	4	Release from Active Duty
05 <i>DT-ENT-CUR-AD (05)</i>	Date (6 Digits) (YYMMDD)	<u>Date Entered Current Active Duty</u> <ul style="list-style-type: none"> Entering "000000" in this Element clears date.
06 <i>EXPECTED AD TERMINATION DATE (00) EXP-AD-TERM-DT (05)</i>	Date (6 Digits) (YYMMDD)	<u>Expected Active Duty Termination Date</u> <ul style="list-style-type: none"> Entering "000000" in this Element clears date.
07 <i>EFFECTIVE ACTIVE DUTY EFF-AD-TERM-DT (05)</i>	Date (6 Digits) (YYMMDD)	<u>Effective Active Duty Termination Date</u> <ul style="list-style-type: none"> Entering "000000" in this Element clears date.
08 <i>EFF-AD-TERM-SPD (05)</i>	3 Alpha Numeric (KBK, etc.)	<u>AD Term. Separation Program Designator</u> <ul style="list-style-type: none"> Leave element blank to clear. See the Separation Program Designator Handbook, for codes.
09 <i>EXPECTED LOSS DATE(00) EXP-LOSS-DT (05)</i>	Date (6 Digits) (YYMMDD)	<u>Expected Loss Date</u> <ul style="list-style-type: none"> This element cannot be cleared.
10 <i>EFF-LOSS-DT (05)</i>	Date (6 Digits) (YYMMDD)	<u>Effective Loss Date</u> <ul style="list-style-type: none"> Entering "000000" in this "Element" clears the date.
11 <i>EFF- LOSS-SPD (05)</i>	3 Alpha Numeric (KBK, etc.)	<u>Effective Loss Separation Program Designator</u> <ul style="list-style-type: none"> Leave Element blank to clear. See Separation Code Designator Handbook for codes.
12 <i>EFF-RET-DT (05)</i>	Date (6 Digits) (YYMMDD)	<u>Retirement Date</u> <ul style="list-style-type: none"> Entering a new date will replace the current date.
13 <i>RETIRE-CD (05)</i>	1 Character Code	<u>Retirement Code</u> <ul style="list-style-type: none"> Leave element blank to clear.

Continued on next page

Section D
"D" ACTION CODES

D104 Separation Related Data, Continued

Personnel Retired as Commissioned Officers

Code	Reason	Authority
A	At own request upon completion of 20 or more years active service 10 years of which commissioned	(14 USC 291)1(14 USC 755(e): 10 USC 6323 for reserve officers) ² .
B	At own request upon completion of 30 or more years active service	(14 USC 292)1(14 USC 755(e): 10 USC 6323 for reserve officers) ² .
C	By reason of having reached statutory age	(14 USC 293) (10 USC 1331-1337) ¹
D	By reason of Reserve Transition Benefits	(10 USC 133 1a).
E	At own request upon completion of at least 15 years of active service 10 years of which commissioned	(TERA) (10 USC 1293).
G	By reason of temporary physical disability	(10 USC 61)3.
H	By reason of permanent physical disability	(10 USC 61)3.
M	Non-selection for promotion	(14 USC 282).
N	Non-selection for promotion	(14 USC 283).
O	Non-selection for promotion	(14 USC 285).
R	Commandant or Vice Commandant	(14 USC 46 or 47).
S	Area Commander	(14 USC 51).
T	By reason of completion of 36 years active commissioned service in grade of RADM	(14 (JSC 290)1.
U	By reason of completion of 30 years active commissioned service	(14 USC 288) [Regular Captains].
V	Rear Admiral continuation board	(14 USC 290[a]).
W	Captain continuation board	(14 USC 289).
X	By reason of separation for cause	(14 USC 327[b]).

Personnel Retired as Commissioned Warrant or Warrant Officers

I	At own request upon completion of at least 15 years of active service	(TERA) (10 USC 1239).
J	At own request upon completion of 20 or more years active service	(10 USC 1293)1(14 USC 755[e]: 10 USC 6323 for reserve officers) ² .
K	At own request upon completion of 30 or more years active service or upon completion of 30 years' active service	(10 USC 1305)1(14 USC 755[e]: 10 USC 6323 for reserve officers) ² .
L	By reason of having reached statutory age	(10 USC 1263) (10 USC 1331-1337) ¹ .
P	By reason of temporary physical disability	(10 USC 61) ³ .
Q	By reason of permanent physical disability	(10 USC 61) ³ .
Y	Non-selection for promotion	(10 USC 564).
Z	By reason of Reserve Transition Benefits	(10 USC 133 1a).

Continued on next page

Section D
"D" ACTION CODES

D104 Separation Related Data, Continued

VDE 13
(cont'd)

Personnel Retired as Enlisted Personnel

1.	At own request upon completion of 20 or more years active service	(14 USC 355)I.
2.	At own request upon completion of 30 or more years active service	(14 USC 354) ¹ .
3.	By reason of having reached statutory age	(14 USC 353) (10 USC 1331-1337) ¹ .
4.	Pursuant to recommendation of Coast Guard Personnel Board after having completed 20 years service	(14 USC 357) ¹ .
7.	By reason of temporary physical disability	(10 USC 61) ³ .
8.	By reason of permanent physical disability	(10 USC 61) ³ .
9.	By reason of Reserve Transition Benefits	(10 USC 1331 a).
0.	At own request upon completion of at least 15 years of active service	(TERA) (10 USC 1239).

Footnotes:

¹ similar provisions of laws in effect prior to 2 Oct 72.

² comparable provisions of laws in effect prior to 10 Aug 56.

³ comparable provisions of laws in effect prior to 1 Oct 49.

<u>Code</u>	<u>Element</u>	<u>SDAII Field Name</u>
14 <i>RETENTION-CD (05)</i>	1 Character Code	<u>Retention Code</u>
	Code	Meaning
	J	War or other national emergency (12-B-11 c)
	K	Crewman on cutter at sea (12-B-11d)
	L	Assigned to station OUTCONUS (12-B-11e)
	M	Medical disability (12-B-11f)
	N	Trial or punishment by court-martial (12-B-11h)
	O	Public Interest (12-B-11i)
	P	Awaiting action by reviewing authority (12-B-11j)
	Q	High Year Tenure

Continued on next page

Section D
"D" ACTION CODES

D104 Separation Related Data, Continued

<u>Code</u>	<u>Element</u>	<u>SDAII Field Name</u>
17 <i>ACTIVE DUTY BASE DATE (00)</i> <i>AD-BASE-DT (05)</i>	Date (6 Digits) (YYMMDD)	<u>Active Duty Base Date</u> <ul style="list-style-type: none"> The Active Duty Base Date cannot be prior to the Pay Base Date.
18 <i>FED-SVC-BASE-DT (05)</i>	Date (6 Digits) (YYMMDD)	<u>Federal Service Base Date</u>
19 <i>DT-MIL-OBL-INC (05)</i>	Date (6 Digits) (YYMMDD)	<u>Date Initial Entry to Military Service</u>
20 <i>DT-COMP-MIL-OBL (05)</i>	Date (4 Digits) (YYMM)	<u>Date Completed Military Obligation</u>
22 <i>ORIG-CG-ENL-DT (05)</i>	Date (4 Digits) (YYMM)	<u>Original Coast Guard Enlistment Date</u> <ul style="list-style-type: none"> Entering "000000" in this element clears date.
24 <i>PRI-EFF-LOSS-DT (05)</i>	Date (6 Digits) (YYMMDD)	<u>Prior Effective Loss Date</u> <ul style="list-style-type: none"> Entering "000000" in this element clears date.
25 <i>PRI-EFF-LOSS-SPD (05)</i>	3 Alpha/Numeric Characters (KBK, etc.)	<u>Prior Eff. Loss Sep. Prog. Designator</u> <ul style="list-style-type: none"> See Separation Program Designator Handbook for codes. Leave blank to clear.
26 <i>PRI-AD-TERM-DT (05)</i>	Date (6 Digits) (YYMMDD)	<u>Prior Effective AD Termination Date</u> <ul style="list-style-type: none"> Entering "000000" in this element clears date.
27 <i>PRI-AD-TERM-SPD (05)</i>	3 Alpha/Numeric (KBK, etc.).	<u>Prior Eff. AD Termination Date Sep. Prog. Desig.</u> <ul style="list-style-type: none"> Leave Element blank to clear. See Separation Program Designator Handbook for codes.
30 <i>SOCS-DT (ALL PAGES)</i>	Date (6 Digits) (YYMMDD)	<u>Latest Statement of Creditable Service Review Date</u> <ul style="list-style-type: none"> Entering a new date will replace the current date.
31 <i>RENL-CD (05)</i>	3 to 5 Character Code (RE1, RE3Y, etc.)	<u>Reenlistment Code</u> See Certificate of Release or Discharge from Active Duty, DD-214, COMDTINST M1900.4 (series) for codes.

Section D
"D" ACTION CODES

D111 MGIB/RMGIB Status and Benefits

Purpose Action code D111 is used to record Montgomery GI Bill and Reserve Montgomery GI Bill edibility.

Source A D111 is created in RECENTS when the “Correct Reserve MGIB Eligibility Status” transaction processes into PMIS/JUMPS.

Expanded RECENTS Analysis The D111 in expanded RECENTS is described below.

- Numbers in bold represent the element code.
- Titles in italics represent PMIS Database field names and page numbers.
- Underlined titles represent SDAII field names.

Code	Element	SDAII Field Name
01 <i>RMGIB-ELIG-STAT (12)</i>	1 Character Code	<u>Reserve MGIB Eligibility Status Code</u>
Code	Meaning	
W	Not Applicable	
A	Ineligible - Completed the course of instruction required for the award of a baccalaureate degree or equivalent	
B	Ineligible - Receiving a ROTC scholarship	
C	Ineligible - Has not executed a six-year contract or service obligation in the Selected Reserve after 30 JUN 85	
D	Ineligible - Has not completed IADT	
E	Ineligible - Did not complete the requirements for a high school diploma or the equivalent prior to completing IADT, or for officers, prior to executing a six-year Selected Reserve obligation	
F	Eligible - Meets all eligibility criteria. Also applies to and includes personnel that want to pursue a second degree in another subject or nondegree program and have already been awarded a Bachelor's Degree and have entered into a new six-year contract on or after 1 October 1990.	
G	Eligibility Terminated - Correction of erroneous report of eligibility	
H	Eligibility Terminated - Failed to participate satisfactorily prior to completing required service	
I	Eligibility Terminated - Expiration of 10 year eligibility period	
J	Eligibility Terminated - Completed a course of instruction required for the award of a baccalaureate degree or equivalent	
K	Eligibility Terminated - Receiving a ROTC scholarship	
L	Eligibility Terminated - Deceased, separated or transferred from the Selected Reserve prior to completing required service	
M	Eligibility Suspended - Being processed for unsatisfactory participation	
N	Eligibility Suspended - Granted a period of authorized non-availability (missionary) up to three years	
P	Eligibility Suspended - Granted a period of authorized non-availability (all others) not to exceed one year	
Q	Eligibility Reinstated - Has re-affiliated with the Selected Reserve	
R	Eligible - Disability not the result of individual's willful misconduct	

Continued on next page

Section D
"D" ACTION CODES

D111 MGIB/RMGIB Status and Benefits, Continued

<u>Code/Description</u>	<u>Element</u>	<u>SDAII Field Name</u>
02 <i>RMGIB-START-DT (12)</i>	Date (6 Digits) (YYMMDD)	<u>Reserve MGIB Start Date</u>
03 <i>RMGIB-STOP-DT (12)</i>	Date (6 Digits) (YYMMDD)	<u>Reserve MGIB Stop Date</u>
04 <i>RMGIB-OBL-SVC (12)</i>	2 Digits	<u>Reserve MGIB Obligated Service</u>
	Code	Meaning
	00-72	Valid number of months remaining
	WW	Not applicable
05 <i>RMGIB-PENAL-STAT (12)</i>	1 Digit	<u>Reserve MGIB Penalty Status Code</u>
	Code	Meaning
	1	Penalty not required
	2	Penalty required
	3	Penalty required, waived
	6	Not applicable

Section D
"D" ACTION CODES

D200 Aviator Information

Purpose Action code D200 is used to record aviator information.

Source A D200 is created in RECENTS when the “Correct Aviator Information on ADPM” transaction processes into PMIS/JUMPS.

Expanded RECENTS Analysis The D200 in expanded RECENTS is described below.

- Numbers in bold represent the element code.
- Titles in italics represent PMIS Database field names and page numbers. The main segments affected are also displayed in the same manner.
- Underlined titles represent SDAII field names.

Code	Element	SDAII Field Name
04 <i>SHIP-HELO-QUAL (10)</i>	1 Character	<u>Ship-Helo Qualification Code</u>
	Code	Meaning
	Q	Qualified
	L	Lapsed
	Blank	Not Qualified
15 <i>SUSP-DT (10)</i>	Date(6 Digits) (YYMMDD)	<u>Date of Suspension</u>
22 <i>AVINF-OCC (10)</i>	2 Digits	<u>Aviation Information Occurrence</u>
	Code	Meaning
	00	Member not in aviation status
	01	Aviator information present. A date will be shown in the SUSP-DT field if currently not in an aviation status.

Section D
"D" ACTION CODES

D202 Officer Data and Prior Enlisted Information

Purpose Action code D202 is used to prior enlisted service and other data for officers.

Source A D202 is created in RECENTS when the “Correct ADPM Pay and Commission Data as Indicated” transaction processes into PMIS/JUMPS.

Expanded RECENTS Analysis The D202 in expanded RECENTS is described below.

- Numbers in bold represent the element code.
- Titles in italics represent PMIS Database field names and page numbers.
- Underlined titles represent SDAII field names.

<u>Code</u>	<u>Element</u>	<u>SDAII Field Name</u>
01 <i>COMM-DT (01)</i>	Date (6 Digits) (YYMMDD)	<u>Officer Commission Date</u>
02 <i>PRI-ENL-MTHS (01)</i>	Digit(s) (4 yrs = 48 Months)	<u>Number of Months Enlisted</u>
03 <i>OBC (06)</i>	6 Alpha/Numeric (033423, etc.)	<u>Officer Billet Code</u> <ul style="list-style-type: none"> • See Commissioned and Warrant Officer Billet Manual, COMDINST M5320.7 (series) for codes.
04 <i>PERM-PAYG (01)</i>	5 Digits (01234, etc.)	<u>Officer Permanent Grade Rate Code</u> <ul style="list-style-type: none"> • See Numeric Grade Codes in Chapter 3, Section D of this Manual for codes.
05 <i>PERM-PAYG-DT (01)</i>	Date(6 Digits) (YYMMDD)	<u>Officer Permanent Grade Rate Date</u> <ul style="list-style-type: none"> • The date of the permanent grade in VDE 04.
06 <i>PRI-ENL-RANK (01)</i>	5 Digits (01234 etc.)	<u>Officer Prior Enlisted Rate Code</u> <ul style="list-style-type: none"> • See Numeric Grade Codes Chapter 3, Section D of this Manual for codes.
17	Inactive Variable Data Element	Element Code 17, Total Commissioned Service, is no longer valid. A MODALL is required to change this field on Page 1 of the PMIS Database.

Section D
"D" ACTION CODES

D203 Enlisted Information in the ADPM

Purpose Action code D203 is used to record enlisted information in the ADPM.

Source A D203 is created in RECENTS when the “Correct Enlisted Information on ADPM” transaction processes into PMIS/JUMPS.

Expanded RECENTS Analysis The D203 in expanded RECENTS is described below.

- Numbers in bold represent the element code.
- Titles in italics represent PMIS Database field names and page numbers.
- Underlined titles represent SDAII field names.

Code	Element	SDAII Field Name
01 <i>TEST-AR-SCORE (11)</i>	2 Digits (35 etc.)	<u>AR Test Score</u>
03 <i>CUR-ENL-DT (05)</i>	Date (6 Digits) (YYMMDD)	<u>Current Enlistment Date</u>
04 <i>CUR-ENL-LEN (05)</i>	1 Digit (4 = 4 Years)	<u>Current Enlistment Length</u>
05 <i>CTZN-CD (01)</i>	1 Digit	<u>Citizen Code</u>
	Code	Meaning
	1	United States Citizen
	2	Naturalized United States Citizen
	3	Other
06 <i>TEST-PC-SCORE (11)</i>	2 Digits (40, 50 etc.)	<u>PC Test Score</u>
10 <i>TEST-NO-SCORE (11)</i>	2 Digits (40, 50 etc.)	<u>NO Test Score</u>
12 <i>TOT-DED-TM (05)</i>	4 Digits (0010 = 10 Days)	<u>Total Days Deductible Time</u>

Continued on next page

**Section D
"D" ACTION CODES**

D203 Enlisted Information in the ADPM, Continued

<u>Code</u>	<u>Element</u>	<u>SDAII Field Name</u>								
14 <i>TEST-GS-SCORE (11)</i>	2 Digits (40, 50 etc.)	<u>GS Test Score</u>								
15 <i>AF-QUAL-TEST-NM (11)</i>	Max 5 Alpha Characters (AFQT, etc.)	<u>Initial Qualification Test Name</u> <ul style="list-style-type: none"> The Armed Forces Qualification Test is the only one presently used. 								
16 <i>AF-QUAL-TEST-SCORE (11)</i>	Max 3 Characters (110 etc.)	<u>Initial Qualification Test Score</u>								
17 <i>TEST-WK-SCORE (11)</i>	2 Digits (40, 50, etc.)	<u>WK Test Score</u>								
18 <i>PRI-ENL-CD (05)</i>	1 Digit	<u>Prior Coast Guard Enlistments Code</u>								
		<table border="1"> <thead> <tr> <th>Code</th> <th>Meaning</th> </tr> </thead> <tbody> <tr> <td>1</td> <td>1st Enlistment</td> </tr> <tr> <td>2</td> <td>Subsequent Enlistment</td> </tr> </tbody> </table>	Code	Meaning	1	1 st Enlistment	2	Subsequent Enlistment		
		Code	Meaning							
1	1 st Enlistment									
2	Subsequent Enlistment									
20 <i>TEST-CS-SCORE (11)</i>	2 Digits (40, 50, etc.)	<u>Test CS Score</u>								
21 <i>ADC-CO-END (13)</i>	1 Character Code	Assignment Date CO Endorsement								
		<table border="1"> <thead> <tr> <th>Code</th> <th>Meaning</th> </tr> </thead> <tbody> <tr> <td>A</td> <td>Approved</td> </tr> <tr> <td>C</td> <td>Conditionally Approved</td> </tr> <tr> <td>D</td> <td>Disapproved</td> </tr> </tbody> </table>	Code	Meaning	A	Approved	C	Conditionally Approved	D	Disapproved
		Code	Meaning							
A	Approved									
C	Conditionally Approved									
D	Disapproved									
24 <i>TEST-AS-SCORE (11)</i>	2 Character (40, 50 etc.)	<u>AS Test Score</u>								
25 <i>EXPECTED AD TERMINATION DATE (00) RES-AD-LEN (05)</i>	2 Digits (06 = 6 Months)	<u>Reservist Term of Current Active Duty</u> <ul style="list-style-type: none"> Fractions of a month are rounded up. 								

Continued on next page

Section D
"D" ACTION CODES

D203 Enlisted Information in the ADPM, Continued

**Deleted Variable
Data Elements**

The following VDEs have been deleted. They are presented for historical purposes.

Code/Description	Element	Description	
02 <i>SDAP-CAT (14)</i>	1 Alpha Character	SDAP Code	
		Code	Meaning
		A	Coxswains (Surf Qual)
		B	CEA (Gold Badge)
		C	District 17 ANT
		O	Entitlement terminated
		R	SDAP for Recruiters
		S	SDAP for Officer In Charge Afloat
		T	SDAP for Officer In Charge Ashore
		U	SDAP for Special Agents
		V	Recruit CC or ACC
		Blank	Never received entitlement
19 <i>SDAP-IND-NBR (14)</i>	1 Digit	SDAP Rate Code	
		Code	Meaning
		0	Entitlement terminated
		1	Rate = \$055.00
		2	Rate = \$110.00
		3	Rate = \$165.00
		4	Rate = \$220.0
		5	Rate = \$275.00
		Blank	Never received entitlement

Section D
"D" ACTION CODES

D300 Pay Grade History

Purpose Action code D300 is used to record pay grade history.

Source A D300 is created in RECENTS when the “Pay Grade History Correction” transaction processes into PMIS/JUMPS.

Expanded RECENTS Analysis The D300 in expanded RECENTS is described below.

- Numbers in bold represent the element code.
- Titles in italics represent PMIS Database field names and page numbers.
- Underlined titles represent SDAII field names.

<u>Code</u>	<u>Element</u>	<u>SDAII Field Name</u>
01	2 Digits (01 etc.)	<u>Occurrence Number</u> <ul style="list-style-type: none"> • Used to select the item number being deleted, added, or changed on PMIS Page 08.
02	Blank	<u>Action (Delete Occurrence)</u> <ul style="list-style-type: none"> • If Element Code 02 is used, Element Codes 05 through 08 should not be used.
03	“ADD” or “INSERT”	<u>Action (Add or Insert Occurrence)</u> <ul style="list-style-type: none"> • If Element Code 03 is used, Element Codes 05 through 08 must be used.
04	Blank	<u>Action (Change Occurrence)</u> <ul style="list-style-type: none"> • If Element Code 04 is used, at least one of Element Codes 05 through 08 must be used.
05 <i>PAYGH-CD (08)</i>	P = Permanent T = Temporary Blank = N/A	<u>Permanent/Temporary Indicator</u>
06 <i>PAYGH-DT (08)</i>	Date (6 Digits) (YYMMDD)	<u>Pay Grade History Date</u> (Effective Date of Pay Grade)
07 <i>PAYGH-GRADE (08)</i>	Max 3 Characters (O2E, O3 etc.)	<u>Pay Grade History Pay Grade</u> <ul style="list-style-type: none"> • See Numeric Grade Codes in Chapter 3, Section D of this manual for codes.
08 <i>PAYCG-RANK-RATE-CD (08)</i>	3 Digits (210, 010 etc.)	<u>Pay Grade History Rank/Rate Code</u> <ul style="list-style-type: none"> • This number is the prefix (1st three digits) of the member’s rate specialty for the date reported in Element Code 07. • See Numeric Grade Codes in Chapter 3, Section D of this manual for codes.

Section D
"D" ACTION CODES

D303 Prior Unit History in the ADPM

Purpose Action code D303 is used to record prior unit history.

Source A D303 is created in RECENTS when the “Correct Prior Unit Information on ADPM” transaction processes into PMIS/JUMPS.

Expanded RECENTS Analysis The D303 in expanded RECENTS is described below.

- Numbers in bold represent the element code.
- Titles in italics represent PMIS Database field names and page numbers.
- Underlined titles represent SDAII field names.

<u>Code</u>	<u>Element</u>	<u>SDAII Field Name</u>
01	2 Digits (01 etc.)	<u>Occurrence Number</u> <ul style="list-style-type: none"> • Used to select the item number being deleted, added, or changed on PMIS Page 07. • Element code 01 must be used.
02	Blank	<u>Action (Delete Occurrence)</u> <ul style="list-style-type: none"> • If Element Code 02 is used, Element Codes 05 through 11 should not be used.
03	“ADD” or “INSERT”	<u>Action (Add or Insert Occurrence)</u> <ul style="list-style-type: none"> • If Element Code 03 is used, all Element Codes 05 through 11 must be used, except Element Code 05 if member is enlisted.
04	Blank	<u>Action (Change Occurrence)</u> <ul style="list-style-type: none"> • If Element Code 04 is used, at least one of Element Codes 05 through 11 must be used.
05 <i>PRI-UNIT-OBC (07)</i>	6 Digit Alpha/Numeric Code	<u>Prior Unit Officer Billet Code</u> <ul style="list-style-type: none"> • See the 6 Digit code in the Commissioned and Warrant Officer Billet Manual, COMDTINST M5320.7 (series) for codes.
06 <i>PRI-UNIT-RANK (07)</i>	5 Digit Numeric Code	<u>Prior Unit Last Rate Held</u> <ul style="list-style-type: none"> • See Numeric Grade Codes in Chapter 3, Section D of this manual for codes.

Continued on next page

Section D
"D" ACTION CODES

D303 Prior Unit History in the ADPM, Continued

<u>Code/Description</u>	<u>Element</u>	<u>SDAII Field Name</u>		
07 <i>PRI-UNIT-TYPE (07)</i>	1 Digit Numeric Code	<u>Prior CONTIN-FLOAT-SHORE-UNIT-RES Code</u>		
	Code	Meaning		
	1	INCONUS	Afloat	Nonrestricted
	2	INCONUS	Afloat	Restricted
	3	INCONUS	Ashore	Nonrestricted
	4	INCONUS	Ashore	Restricted
	5	OUTCONUS	Afloat	Nonrestricted
	6	OUTCONUS	Afloat	Restricted
	7	OUTCONUS	Ashore	Nonrestricted
	8	OUTCONUS	Ashore	Restricted
08 <i>PRI-UNIT-DT-DEPT (07)</i>	6 Digits (YYMMDD)	<u>Prior Unit Detachment Date</u>		
09 <i>PRI-UNIT-DT-RPT (07)</i>	6 Digits (YYMMDD)	<u>Prior Unit Report Date</u>		
10 <i>PRI-UNIT-DIST (07)</i>	2 Digit Numeric Code	<u>Prior Unit District</u>		
11 <i>PRI-UNIT-OPFAC (07)</i>	5 Digit Numeric Code	<u>Prior Unit OPFAC.</u>		

Section D
"D" ACTION CODES

D306 Extension Information in the ADPM

Purpose Action code D306 is used to record extension information.

Source A D306 is created in RECENTS when the “Correct ADPM Extension/Reextension” transaction processes into PMIS/JUMPS.

Expanded RECENTS Analysis The D306 in expanded RECENTS is described below.

- Numbers in bold represent the element code.
- Titles in italics represent PMIS Database field names and page numbers.
- Underlined titles represent SDAII field names.

<u>Code</u>	<u>Element</u>	<u>SDAII Field Name</u>
01	01	Only “01” is entered for this field on a D306.
02	Blank	<u>Action</u> (Delete Occurrence)
03	“ADD” or “INSERT”	<u>Action</u> (Add or Insert Occurrence)
04	Blank	<u>Action</u> (Change Occurrence)
05 <i>INV-RET-EFF-DT (05)</i>	Date (6 Digits) (YYMMDD)	<u>Involuntary Retention Date</u>
06 <i>ORIG-ENL-EXP-DT (05)</i>	Date (6 Digits) (YYMMDD)	<u>Original Expiration of Enlistment Date</u>
07 <i>EXT-EFF-DT (05)</i>	Date (6 Digits) (YYMMDD)	<u>Effective Date of Extension</u>

Continued on next page

Section D
"D" ACTION CODES

D306 Extension Information in the ADPM, Continued

<u>Code/Description</u>	<u>Element</u>	<u>SDAII Field Name</u>			
08 <i>EXT-REXT-NBR (05)</i>	1 Digit Code	<u>Extension Number</u>			
	Code	Meaning	Code	Meaning	
	0	First Extension (P154)	4	Fourth Reextension (P159)	
	1	First Reextension (P159)	5	Fifth Reextension (P159)	
	2	Second Reextension (P159)	6	Sixth Reextension (P159)	
	3	Third Reextension (P159)			
09 <i>EXT-RCVD-CD (05)</i>	"11111"	<u>P 198 Received Flag</u> <ul style="list-style-type: none"> • Entering "11111" indicates member has begun service under an extension of enlistment. • This Element Code is required for regular members when the new expected active duty term date is greater than current expected loss date. 			
10 <i>FIRST-EXT-LEN (05)</i>	5 Digits (21000 = 2 Yrs 10 Months & 00 Days)	<u>First Extension Length</u>			
11 <i>EXTS-TOT-LEN (05)</i>	5 Digits (40100 = 4 Yrs, 01 Month & 00 Days)	<u>Total Extension Length</u>			

Section D
"D" ACTION CODES

D307 Reextension Information

Purpose Action code D307 is used to record reextension information.

Source A D307 is created in RECENTS when the “Correct ADPM Extension/Reextension” transaction processes into PMIS/JUMPS.

Expanded RECENTS Analysis The D307 in expanded RECENTS is described below.

- Numbers in bold represent the element code.
- Titles in italics represent PMIS Database field names and page numbers.
- Underlined titles represent SDAII field names.

<u>Code</u>	<u>Element</u>	<u>SDAII Field Name</u>
01	2 Digits	<u>Occurrence Number</u> <ul style="list-style-type: none"> • Used to select the item number being deleted, added, or changed on PMIS Page 05. • This Element Code must be used.
02	Blank	<u>Action (Delete Occurrence)</u> <ul style="list-style-type: none"> • If Element Code 02 is used, Element Codes 05 through 07 should not be used.
03	“ADD” or “INSERT”	<u>Action (Add or Insert Occurrence)</u> <ul style="list-style-type: none"> • If Element Code 03 is used, all Element Codes 05 through 07 must be used.
04	Blank	<u>Action (Change Occurrence)</u> <ul style="list-style-type: none"> • If Element Code 04 is used, at least one of Element Codes 05 through 07 must be used.
05 <i>REXT-RCVD-CD (05)</i>	“111111”	<u>P 199 Received Flag</u> <ul style="list-style-type: none"> • Entering “111111” in this Element Code indicates a member has begun service under a voluntary reextension of enlistment.
06 <i>REXT-EFF-DT (05)</i>	Date (6 Digits) (YYMMDD)	<u>Effective Date of Reextension</u>
07 <i>REXT-LEN (05)</i>	Date (5 Digits) (YMMDD)	<u>Reextension Length</u>

Section D
"D" ACTION CODES

D312 Service School Information

Purpose Action code D312 is used to record service school information.

Source A D312 is created in RECENTS when the “Service School Information Correction” transaction processes into PMIS/JUMPS.

Expanded RECENTS Analysis The D312 in expanded RECENTS is described below.

- Numbers in bold represent the element code.
- Titles in italics represent PMIS Database field names and page numbers.
- Underlined titles represent SDAII field names.

<u>Code</u>	<u>Element</u>	<u>SDAII Field Name</u>
01	2 Digits	<u>Occurrence Number</u> <ul style="list-style-type: none"> • Used to select the item number being deleted, added, or changed on PMIS Page 09. • This Element Code must be used.
02	Blank	<u>Action (Delete Occurrence)</u> <ul style="list-style-type: none"> • If Element Code 02 is used, Element Codes 06 through 09 should not be used.
03	“ADD or “INSERT”	<u>Action (Add or Insert Occurrence)</u> <ul style="list-style-type: none"> • If Element Code 03 is used, all Element Codes 05 through 09 must be used.
04	Blank	<u>Action (Change Occurrence)</u> <ul style="list-style-type: none"> • If Element Code 04 is used, at least one of Element Codes 05 through 09 must be used.
06 <i>SVC-SCH-CD (09)</i>	6 Digits	<u>Service School Code</u> <ul style="list-style-type: none"> • See the 3PM Manual, M1000.2, Enclosure 9 for school codes.
07 <i>SVC-SCH-DT (09)</i>	2 Digit Month (06 etc.)	<u>Date Service School Completed</u>
08 <i>SVC-SCH-DT (09)</i>	2 Digit Year (98 etc.)	<u>Date Service School Completed</u>
09 <i>SVC-SCH-DT (09)</i>	2 Digit Day (03 etc.)	<u>Date Service School Completed</u>

Section D
"D" ACTION CODES

D314 Medical Status Information

Purpose Action code D314 is used to record medical status.

Source A D314 is created in RECENTS when the “Medical Status Correction” transaction processes into PMIS/JUMPS.

Expanded RECENTS Analysis The D314 in expanded RECENTS is described below.

- Numbers in bold represent the element code.
- Titles in italics represent PMIS Database field names and page numbers.
- Underlined titles represent SDAII field names.

<u>Code</u>	<u>Element</u>	<u>SDAII Field Name</u>
01	2 Digits	<u>Occurrence Number</u> <ul style="list-style-type: none"> • Used to select the item number being deleted, added, or changed on PMIS Page 02. • This Element Code must be used.
02	Blank	<u>Action (Delete Occurrence)</u> <ul style="list-style-type: none"> • If Element Code 02 is used, Element Codes 05 and 06 should not be used.
03	“ADD or “INSERT”	<u>Action (Add or Insert Occurrence)</u> <ul style="list-style-type: none"> • If Element Code 03 is used, Element Codes 05 and 06 must be used.
04	Blank	<u>Action (Change Occurrence)</u> <ul style="list-style-type: none"> • If Element Code 04 is used, at least one of Element Codes 05 or 06 must be used.
05 <i>MED-REVIEW-DT (02)</i>	Date (6 Digits) (YYMMDD)	<u>Medical Status Date</u>

Continued on next page

Section D
"D" ACTION CODES

D314 Medical Status Information, Continued

<u>Code/Description</u>		<u>Element</u>	<u>SDAII Field Name</u>	
06 <i>PHYS-EXAM-STA-CD (02)</i>		1 Alpha/Numeric (2, E etc.)	<u>Medical Status Code</u>	
Code	Status	Code	Status	
1	Not Fit For Duty	K	Findings Accepted	
2	Fit For Limited Duty	L	Findings Rejected	
3	Fit For Full Duty	M	Completed On	
A	Ordered	N	Convened	
B	Convened	P	Findings Accepted	
C	Findings Accepted	Q	Findings Rebutted	
D	Findings Rebutted	R	Referred To Disposition Medical Board	
E	Ordered	S	Concurs	
F	Convened	T	Does Not Concur	
G	Findings Re-Referred To Central PEB	V	Ordered	
H	Ordered	W	Convened	
J	Convened	X	Completed	

Section D
"D" ACTION CODES

D315 Member's Dependent Information

Purpose Action code D315 is used to record family member data.

Source A D315 is created in RECENTS when the "Correct Member Dependent Information" transaction processes into PMIS/JUMPS.

Expanded RECENTS Analysis The D315 in expanded RECENTS is described below.

- Numbers in bold represent the element code.
- Titles in italics represent PMIS Database field names and page numbers.
- Underlined titles represent SDAII field names.

<u>Code</u>	<u>Element</u>	<u>SDAII Field Name</u>
01	2 Digits	<u>Occurrence Number</u> <ul style="list-style-type: none"> • Used to select the item number being deleted, added, or changed on PMIS Page 04. • This Element Code must be used. • Input Occurrence 01 when using Element Code 06.
02	Blank	<u>Action (Delete Occurrence)</u> <ul style="list-style-type: none"> • If Element Code 02 is used, Element Codes 05 through 10 should not be used.
03	"ADD" or "INSERT"	<u>Action (Add or Insert Occurrence)</u> <ul style="list-style-type: none"> • If Element Code 03 is used, and the total number of dependents is 00, use only Element Code 06. • If the total number of dependents is greater than 00, all of Element Codes 05 through 10 must be used. • If divorced and no other dependents, use add not change.
04	Blank	<u>Action (Change Occurrence)</u> <ul style="list-style-type: none"> • If Element Code 04 is used, at least one of Element Codes 05 through 10 must be used. • If spouse in service, use change.
05 <i>DEP-BAQ/BAH-DT (04)</i>	Date (6 Digits) (YYMMDD)	<u>Date Dependent Eligible for BAH</u>
06 <i>CG4170-EFF-DT (04)</i>	Date (6 Digits) (YYMMDD)	<u>CG-4170A Effective Date</u>
07 <i>DEP-BIRTH-DT (04)</i>	Date (6 Digits) (YYMMDD)	<u>Birth Date of Dependent</u>

Continued on next page

Section D
"D" ACTION CODES

D315 Member's Dependent Information, Continued

<u>Code</u>	<u>Element</u>	<u>SDAII Field Name</u>
08 <i>SPOUSE-AD-CD (04)</i>	1 Digit Numeric Code	<u>Spouse Active Duty Code</u>
	Code	Meaning
	1	Spouse not on active duty
	2	Spouse on active duty
	3	Spouse in reserve component (drilling or IRR)
09 <i>DEP-REL-CD (04)</i>	1 Character Code	<u>Dependent's Legal Relationship to Member</u>
	Code	Meaning
	A	Adopted
	D	Incapacitated
	F	Father
	G	Legal Ward
	H	Husband
	I	Illegitimate
	L	Legitimate
	M	Mother
	S	Step
	W	Wife
	X	In-Law
10 <i>DEP-SEX (04)</i>	1 Character Code	<u>Dependent's Family Relationship</u>
	Code	Meaning
	D	Daughter
	F	Father
	H	Husband
	M	Mother
	W	Wife

Section D
"D" ACTION CODES

D316 Training Program Information

Purpose Action code D316 is used to record training program information.

Source A D316 is created in RECENTS when the “Correct Training Program Information” transaction processes into PMIS/JUMPS.

Expanded RECENTS Analysis The D316 in expanded RECENTS is described below.

- Numbers in bold represent the element code.
- Titles in italics represent PMIS Database field names and page numbers.
- Underlined titles represent SDAII field names.

<u>Code</u>	<u>Element</u>	<u>SDAII Field Name</u>
01	2 Digits	<u>Occurrence Number</u> <ul style="list-style-type: none"> • Used to select the item number being deleted, added, or changed on PMIS Page 09. • This Element Code must be used.
02	Blank	<u>Action (Delete Occurrence)</u> Element Code 02 is used, Element Codes 05 or 06 should not be used.
03	“ADD” or “INSERT”	<u>Action (Add or Insert Occurrence)</u> If Element Code 03 is used, all of Element Codes 05 and 06 must be used.
04	Blank	<u>Action (Change Occurrence)</u> If Element Code 04 is used, at least one of Element Codes 05 or 06 must be used.
05 <i>ED-FLD</i> <i>-LVL (09)</i>	3 Alpha/Numeric	<u>Major Field/Education Level/Degree Code</u> <ul style="list-style-type: none"> • Of the three digit code, the first two digits are the major field code. • Depicts the degree attained.

Continued on next page

Section D
"D" ACTION CODES

D316 Training Program Information, Continued

<u>Field (First 2 digits)</u>					
Code	Field	Code	Field	Code	Field
01	Accounting	32	Environmental Management	60	Merchant Marine Industry Training
02	Acoustics	90	Environmental Economics	61	Meteorology
03	Advanced Electronics	91	Environmental Science	62	Microbiology
04	Aeronautical Engineering	33	Financial Management	63	Music
05	Aeronautical Systems	34	Flight Safety	64	National War College
06	Air War College	35	Flight Training	65	Naval War College (Command & Staff)
89	Architecture	36	Fluid Power Engineering	66	Naval War College (Warfare)
08	Armed Forces Staff College Management	37	Foreign Languages	67	Nuclear Science
09	Army War College	38	Government	68	Ocean Engineering
10	Aviation Maintenance Training	39	Health Care Administration	69	Oceanography (chemistry, physics, biology)
11	Avionic Engineering	40	History	70	Operations Research
12	Biology	41	Human Resources Management	71	Optics
13	Boating Safety State Liaison Training	42	Humanities	72	Personnel (Administration/Management)
14	Business Administration (General)	28*	Industrial Administration/Management	73	Pharmacy
15	Chemical Engineering	43	Industrial College of the Armed Forces	74	Physical Education
16	Chemistry	45	Industrial Engineering	75	Physical Science
17	Civil Engineering	88	Industrial Hygiene	76	Port Safety Industry Training
18	Communications (Engineering/Management)	46	Information Systems	77	Psychology
19	Computer Science	47	International Affairs	78	Political Science
20	Dentistry	48	Internal Combustion Engineering	79	Port Safety Industry Training
21	Ecology	49	Journalism	80	Psychology
22	Economics	50	Law	81	Public Administration (General)
23	Education	51	Law Enforcement	82	Public Affairs
24	Electrical Engineering	52	Management	55	Retail Management
25	Electrical Power Engineering	53	Marine Engineering	92	Science/Arts
26	Electronic Engineering	54	Marine Science	83	Sloan Fellow
27	Engineering (General)	55	Marketing/Retail Management	84	Statistics
28*	Engineering/Industrial Administration/Management	56	Mathematics	85	Transportation Management
29	Engineering Physics	57	Mechanical Engineering	86	TV and Broadcasting
30	English	58	Medical Laboratory	87	Strategic Intelligence
31	Environmental Health Services	59	Medicine	00	Other
<u>Degree (Third character)</u>					
A	Associate Degree	G	Grad Work 1 Year or more , W/O degree	T	Non-Degree Professional Training
B	College Degree	M	Master Degree or Equivalent	X	Certificate of Completion
C	Professional Certificate	P	Professional Degree	Y	Graduate Equivalency Diploma (GED)
D	Doctorate Degree				
06 ED -YR (09)		2 Digits		<u>Year Training was Completed</u>	

Section D
"D" ACTION CODES

D318 Medal & Award Information

Purpose Action code D318 is used to record medal and award information.

Source A D318 is created in RECENTS when the "Correct Medal Information" transaction processes into PMIS/JUMPS.

Expanded RECENTS Analysis The D318 in expanded RECENTS is described below.

- Numbers in bold represent the element code.
- Titles in italics represent PMIS Database field names and page numbers.
- Underlined titles represent SDAII field names.

<u>Code</u>	<u>Element</u>	<u>SDAII Field Name</u>
01	2 Digits	<u>Occurrence Number</u> <ul style="list-style-type: none"> • Used to select the item number being deleted, added, or changed on PMIS Page 03. • This Element Code must be used.
02	Blank	<u>Action</u> (Delete Occurrence)
03	"ADD" or "INSERT"	<u>Action</u> (Add or Insert Occurrence) <ul style="list-style-type: none"> • If Element Code 03 is used, Element Code 05 must be used.
04	Blank	<u>Action</u> (Change Occurrence)
05 <i>MEDAL (03)</i> <i>MEDAL-DT (03)</i>	2 Alpha/Numeric Date in YYMM Format (e.g. AA9810)	<u>Medal, Year/Month Medal Awarded</u> See the 3 PM Manual, HRSICINST M1000.2, Enclosure (10) for award codes.

Section D
"D" ACTION CODES

D320 Add/Correct Separation/Severance Pay Information

Purpose Action code D320 is used to record separation and severance pay information.

Source A D320 is created in RECENTS when the "" transaction processes into PMIS/JUMPS.

Expanded RECENTS Analysis The D320 in expanded RECENTS is described below.

- Numbers in bold represent the element code.
- Titles in italics represent PMIS Database field names and page numbers.
- Underlined titles represent SDAII field names.

<u>Code</u>	<u>Element</u>	<u>SDAII Field Name</u>
01	2 Digits	<u>Occurrence Number</u> <ul style="list-style-type: none"> • Used to select the item number being deleted, added, or changed on PMIS Page 05. This VDE must be used.
02	Blank	<u>Action (Delete Occurrence)</u> <ul style="list-style-type: none"> • If Element Code 02 is used, Element Codes 05 through 07 should not be used.
03	"ADD" or "INSERT"	<u>Action (Add or Insert Occurrence)</u> <ul style="list-style-type: none"> • If Element Code 03 is used, all of Element Codes 05 through 07 must be used.
04	Blank	<u>Action (Change Occurrence)</u> <ul style="list-style-type: none"> • If Element Code 04 is used, at least one of Element Codes 05 through 07 must be used.
05 <i>SEP-PAY-DT (5)</i>	Date 6 Characters (YYMMDD)	<u>Separation Pay Date</u> <ul style="list-style-type: none"> • Date member received separation pay, readjustment pay, severance pay, or disability severance pay.
06 <i>SEP-PAY-AMT (5)</i>	7 Digits (0500000=\$5,000)	<u>Separation Pay Amount</u> <ul style="list-style-type: none"> • Amount of separation pay, readjustment pay, severance pay, or disability severance pay paid to member.

Continued on next page

Section D
"D" ACTION CODES

D320 Add/Correct Separation/Severance Pay Information,
Continued

<u>Code/Description</u>	<u>Element</u>	<u>SDAII Field Name</u>																																
07 <i>SEP-PAY-CD (5)</i>	2 Alpha/Numeric Code (A1,A2 etc.)	<u>Separation Pay Code</u> <ul style="list-style-type: none"> The first alpha character shows the type of pay and the second numeric character indicates the service that made the payment. 																																
	<table border="1"> <thead> <tr> <th>Code</th> <th>1st Position (Type of Pay)</th> </tr> </thead> <tbody> <tr><td>A</td><td>Separation</td></tr> <tr><td>B</td><td>Readjustment</td></tr> <tr><td>C</td><td>Severance</td></tr> <tr><td>D</td><td>Disability Severance</td></tr> <tr><td>E</td><td>SSB</td></tr> <tr><td>F</td><td>VSI</td></tr> </tbody> </table>	Code	1st Position (Type of Pay)	A	Separation	B	Readjustment	C	Severance	D	Disability Severance	E	SSB	F	VSI	<table border="1"> <thead> <tr> <th>Code</th> <th>2nd Position (Service paying)</th> </tr> </thead> <tbody> <tr><td>1</td><td>Army</td></tr> <tr><td>2</td><td>Navy</td></tr> <tr><td>3</td><td>Marine Corp</td></tr> <tr><td>4</td><td>Air Force</td></tr> <tr><td>5</td><td>Coast Guard</td></tr> <tr><td>6</td><td>NOAA</td></tr> <tr><td>7</td><td>Public Health</td></tr> <tr><td>8</td><td>National Guard</td></tr> </tbody> </table>	Code	2nd Position (Service paying)	1	Army	2	Navy	3	Marine Corp	4	Air Force	5	Coast Guard	6	NOAA	7	Public Health	8	National Guard
Code	1st Position (Type of Pay)																																	
A	Separation																																	
B	Readjustment																																	
C	Severance																																	
D	Disability Severance																																	
E	SSB																																	
F	VSI																																	
Code	2nd Position (Service paying)																																	
1	Army																																	
2	Navy																																	
3	Marine Corp																																	
4	Air Force																																	
5	Coast Guard																																	
6	NOAA																																	
7	Public Health																																	
8	National Guard																																	

Section E
"H" ACTION CODES

Overview

Introduction This section lists purpose, variable data elements and element code descriptions for "H" (ACO) transactions as they appear in the Recent Transaction File (RECENTS).

In this section

Action Code	Purpose	See Page
H110	Change of Rating from () to ()	6-E-4
H150	Change of Member's SSN	6-E-5
H170	Change Member's Last Name	6-E-6
H171	Change Member's Name	6-E-7
H200	Insert Member's Name on Rating Promotion Eligibility List	6-E-8
H222	Officer Integration or Promotion	6-E-9
H230	Record Reserve MGIB Eligibility Status	6-E-10
H250	Delete/Change Member from/on Promotion/Eligibility List	6-E-12
H275	Withhold/Cancel Promotion/Advancement	6-E-13
H276	Cancel Promotion/Advancement Date	6-E-14
H300	Appointed Commissioned Officer from Enlisted/Warrant Officer Status	6-E-15
H301	Appointed Warrant Officer from Enlisted Status	6-E-16
H350	Resumption of Permanent Warrant Officer Status Upon Termination of Appointment as a Temporary Commissioned Officer	6-E-17
H414	Adjust Leave Balances as Indicated	6-E-18
H448	Start/Stop Mental Incompetence Status	6-E-20
H450	Security Investigation/Clearance Data	6-E-21
H540	Adjust a Federal Tax Information Segment	6-E-22
H545	Adjust a State Tax Information Segment	6-E-23
H600	Pay Special Program (SEP) Bonus, Incentive Bonus, or New Selective Reenlistment Bonus (SRB), or Authorize Either Accelerated Payment of Next Unpaid SRB Installment or Authorize Lump Sum Payment of All Remaining Unpaid SRB Installments	6-E-24

Continued on next page

Section E
"H" ACTION CODES

Overview, Continued

In this section (continued)

Action Code	Purpose	See Page
H601	Pay New or Additional Selective Reenlistment Bonus (SRB)	6-E-26
H604	Miscellaneous Credit/Debit to Member's Pay Account	6-E-27
H605	Establish/Change Repayment Schedule for Liquidation or Advance Payment or Collection of Indebtedness; or Credit Canceled Check	6-E-29
H606	Establishes Court Order Actions for Collection of Child Support, Creditors Bankruptcy and Tax Levies to be Paid by EFT	6-E-33
H608	Start/Stop Submarine Pay, Personal Money Allowance, Demolition Pay or Parachute Pay	6-E-36
H609	Change Overseas Housing Allowance	6-E-37
H669	Check Pay and Allowances for an Amount as Indicated	6-E-38
H670	Start Open Miscellaneous Credit Segment from New Pay Entitlement	6-E-39
H671	Stop Open Miscellaneous Credit Segment for New Pay Entitlement	6-E-40
H672	Start or Stop Open Miscellaneous Debt Segment for New Entitlement	6-E-41
H748	Record Pay Status Adjustments that Fall Outside the RetroPeriod	6-E-42
H749	Adjust Sea Duty History	6-E-43
H750	Verify/Change PBD. Start/Stop/Adjust Change CMA, Adjust Cumulative Sea Time or Adjust Aviation Date	6-E-44
H751	To Correct Erroneous Information and/or Make Special Adjustments to Member's Segment 75	6-E-52
H752	To Build SOI Segment for Separation to Suspend Further Allotment and Net Pay Disbursements (Segment 75)	6-E-56
H753	Adjust Information on Member's Payment Option Election (Segment 71)	6-E-57

Continued on next page

Section E
"H" ACTION CODES

Overview, Continued

In this section (continued)

Action Code	Purpose	See Page
H800	Correct Erroneous Information and/or Make Special Adjustment in an Allotment Segment 54, 76, 77, 78 or 79	6-E-58
H801	Lump Sum VEAP Payment	6-E-73
H810	Build a Dependent Dental Insurance Segment/Correct Selected Fields of an Existing Dental Insurance Segment	6-E-74
H851	To Convert an Individual Allotment to a Blanket Allotment	6-E-77
H875	Correct Erroneous Information in and/or Make Deletions to the Special Enlistment Program/Selective Reenlistment Bonus (SEP/SRB) Segment 42	6-E-78
H876	Delete Erroneous Statement of Intent (SOI)	6-E-80
H960	Reserve Transition Benefits	6-E-81
H970	Retirement Points Update/Correction	6-E-82
H987	Retirement Points Corrections	6-E-83
H988	Reserve Duty Correction	6-E-85
H997	Processed H222 (Officer Integration or Promotion)	6-E-86
H998	Suspend P+A & Leave Accrual for Member in HADA Status. Suspend Leave Accrual for Member in HAOS Status	6-E-87

Section E
"H" ACTION CODES

H110 Change of Rating From (Old Rating) to (New Rating)

Purpose Action code H110 is used to record a change of rating.

Expanded RECENTS Analysis Action code H110 in expanded RECENTS is described below.

Code	Element	Description/SDAII Field Name
01	Rating (BM, QM, etc.)	<u>New Rating</u>
02	3 Digits (100, 230, etc.)	<u>Old Rating</u> This number is the prefix (first three digits) of the rate specialty from the Numeric Grade Code table (see chapter 3-D of this manual).

Section E
"H" ACTION CODES

H150 Change of Member's Social Security Number

Purpose Action code H150 is used to change a social security number.

Expanded RECENTS Analysis Action code H150 in expanded RECENTS is described below.

Code	Element	Description/SDAII Field Name
01	9 Digits (111223333)	<u>New SSN from SSA</u> <ul style="list-style-type: none">• Element Code 01 is used only if member was issued a new SSN by the Social Security Administration.
02	9 Digits (111223333)	<u>Changed SSN</u> <ul style="list-style-type: none">• Element Code 02 is used only if the member's record was started with the wrong SSN due to an administrative or keypunch error..

Section E
"H" ACTION CODES

H170 Change Member's Last Name

Purpose Action Code H170 is used to change a member's last name.

Expanded RECENTS Analysis The H170 in expanded RECENTS is described below.

Code	Element	Description/SDAII Field Name
01	Max. 15 Characters	<u>Last Name</u>
03	Max. 15 Characters	<u>First Name</u>
04	Max. 15 Characters	<u>Not Displayed in SDA II</u> (Last Part of First Name)
05	1 Character	<u>First Middle Initial</u>
06	1 Character	<u>Second Middle Initial</u>
07	Max. 4 Characters	<u>Suffix</u>

Section E
"H" ACTION CODES

H171 Change Member's Name

Purpose Action code H171 is used to change a member's first or middle name.

Expanded RECENTS Analysis The H171 in expanded RECENTS is described below.

Code	Element	Description/SDAII Field Name
03	Max. 15 Characters	<u>First Name</u>
04	Max. 10 Characters	<u>Not Displayed in SDA II</u> (First Name)
05	1 Character	<u>First Middle Initial</u>
06	1 Character	<u>Second Middle Initial</u>
07	Max. 4 Characters	<u>Suffix</u>

Section E
"H" ACTION CODES

H200 Insert Member On Rating Promotion/Eligibility List

Purpose Action code H200 is used to add a member to an advancement list.

Expanded RECENTS Analysis The H200 in expanded RECENTS is described below.

Code	Element	Description/SDAII Field Name
01	Max. 5 Alpha/ Numeric (02, BM1 etc.)	<u>Rate Code on Eligibility List</u> <ul style="list-style-type: none">• See Chapter 3, Section D of this manual for code listings.
02	Max. 4 Alpha/ Numeric (001S, 004T etc.)	<u>Rank Order Number</u> .
04	Date (YYMMMDD)	<u>Effective Date of List</u>

Section E
"H" ACTION CODES

H222 Officer Integration/Warrant Officer Promotion

Purpose

Action Code H222 is used for:

- Integration of Reserve Commissioned Officer or Warrant Officer to become Regular Commissioned or Warrant Officer (Elements 06 & 07)
 - Integration of Temporary Commissioned (ADPL only) Officer to become Regular Commissioned (ADPL only) Officer (Element 08).
 - Promotion of Warrant Officer to a new permanent Warrant Rank (not integration) (Element 08).
 - Promotion /Advancement of a Temporary Officer's permanent Enlisted or Warrant rank (not integration) (Element 09).
-

**Expanded
RECENTS
Analysis**

The H222 in expanded RECENTS is described below.

Code	Element	Description/SDAII Field Name
06	Blank	<u>Integration Of Reserve Commissioned Officer Into Regular Commissioned Officer Status</u>
07	Blank	<u>Integration Of Reserve Warrant Officer Into Regular Warrant Officer Status</u>
08	Blank	<u>Integration Of Temporary Commissioned Officer Into Regular Commissioned Officer Status</u>
09	Blank	<u>Promotion/Advancement Of Temporary (ADPL) Officer To New Permanent Enlisted Or Warrant Rank</u>
20	5 Alpha/ Numeric	<u>New Permanent Rank</u>
21	Date (YYMMDD)	<u>Date Of Integration/Promotion</u>

Section E
"H" ACTION CODES

H230 Record Reserve MGIB Eligibility Status (MGIB Benefits, Title 10, USC, CH 106)

Purpose Action code H230 is used to record eligibility for the Reserve MGIB.

Expanded RECENTS Analysis The H230 in expanded RECENTS is described below.

Code	Element	Description/SDAII Field Name
01	1 Character	<u>Eligibility Status Code</u>
	Code	Meaning
	A	Ineligible – Member has completed the course of instruction required for a baccalaureate degree or the equivalent.
	B	Ineligible – Receiving a ROTC scholarship.
	C	Ineligible – Has not executed a 6 year obligation after 30 June 1985.
	D	Ineligible – Has not completed IADT.
	E	Ineligible – Did not complete the requirements for a high school diploma or the equivalent prior to completing IADT, or for officers, prior to executing a six year Selected Reserve obligation.
	F	Eligible – Meets all eligibility criteria.
	G	Eligibility Terminated – Correction of erroneous report of eligibility.
	H	Eligibility Terminated – Failed to participate satisfactorily prior to completing required service.
	I	Eligibility Terminated – Expiration of 10 year eligibility period.
	J	Eligibility Terminated – Has completed a course of instruction required for award of baccalaureate degree or equivalent.
	K	Eligibility Terminated – In receipt of an ROTC scholarship.
	L	Eligibility Terminated – has died; or has separated or transferred for the selected reserve prior to completing required service.
	M	Eligibility Suspended – Being processed for unsatisfactory participation.
	N	Eligibility Suspended – Has been granted a period of authorized non-availability (missionary) up to three years.
	P	Eligibility Suspended – Has been granted a period of authorized non-availability (missionary) not to exceed one year.
Q	Eligibility Reinstated – Has reaffiliated with selected reserve.	
R	Eligible – Disability not the result of individual’s conduct.	
W	Not applicable.	
02	Date (YYMMDD)	<u>RMGIB Start Date</u> <ul style="list-style-type: none"> This is the eligibility start date for MGIB Title 10, USC, CH 106 benefits.
03	Date (YYMMDD)	<u>RMGIB Stop Date</u> <ul style="list-style-type: none"> This date indicates the: suspension date, termination date, or expected termination date of Title 10, USC, CH 106 Reserve MGIB eligibility.

Continued on next page

Section E
"H" ACTION CODES

H230 Record Reserve MGIB Eligibility Status (MGIB Benefits, Title 10, USC, CH 106), Continued

Code	Element	Description/SDAII Field Name
04	2 Digits (12, 24 etc.)	<u>Number of Months Obligated</u> <ul style="list-style-type: none"> • This is the number of months of MGIB Title 10, USC, CH 106 obligated service remaining at the termination or suspension of the Reserve Component Montgomery GI Bill Eligibility. Indicated as; 00=zero months, 12=12months etc.; 99 indicates Not Applicable
05	1 Digit	<u>Penalty Status Code</u>
	Code	Meaning
	1	Penalty not required
	2	Penalty required
	3	Penalty required, waived
	6	Not applicable

Section E
"H" ACTION CODES

H250 Delete/Change Member From/On (Grade/Rate Code) Promotion/Eligibility List

Purpose Action code H250 is used to delete a member from or change their position on an advancement eligibility list.

Input Site The L67B H250 is used by PSC only.

Expanded RECENTS Analysis The H250 in expanded RECENTS is described below.

Code	Element	Description/SDAII Field Name
01	Max. 5 Alpha/Numeric	<u>Rate Code on Eligibility List</u>
02	Max. 4 Alpha/Numeric	<u>Old Rank Order Number</u>
03	Max. 4 Alpha/Numeric	<u>New Rank Order Number</u>
04	Date (YYMMMDD)	<u>Effective Date of List</u>

Section E
"H" ACTION CODES

H275 Withhold/Canceled Promotion/Advancement

Purpose Action code H275 is used to record a promotion or advancement which as be withheld or canceled.

Expanded RECENTS Analysis The H275 in expanded RECENTS is described below.

Code	Element	Description/SDAII Field Name
01	Max. 5 Alpha/Numeric	<u>New Grade/Rank Code</u>
02	Max. 5 Alpha/Numeric	<u>Grade/Rate Canceled/Withheld</u>

Section E
"H" ACTION CODES

H276 Cancel Promotion/Advancement Date

Purpose Action code H276 is used to cancel an advancement or promotion.

Expanded RECENTS Analysis The H276 in expanded RECENTS is described below.

Code	Element	Description/SDAII Field Name
01	Max. 5 Alpha/Numeric	<u>New Rate Code</u>
02	Date (YYMMDD)	<u>Correct Advancement/Promotion Date</u>

Section E
"H" ACTION CODES

**H300 Appointed Commissioned Officer From
Enlisted/Warrant Officer Status**

Purpose Action code H300 is used to record an officer's appointment from enlisted or warrant status.

Expanded RECENTS Analysis The H300 in expanded RECENTS is described below.

Code	Element	Description/SDAII Field Name
01	2 Digits	Year Group <u>Not Displayed in SDA II</u>
02	Date (YYMMDD)	Expected Termination Date/Effective Loss Date <u>Not Displayed in SDA II</u>
03	2 or 3 Character	New Grade <u>Not Displayed in SDA II</u>
04	1 Digit (1=over 4 yrs enlisted/warrant service; other = 0 (zero))	Pay Scale Indicator <u>Not Displayed in SDA II</u>
05	6 Digit (From Register of Officers)	Status Indicator <u>Not Displayed in SDA II</u>
07	1 Character Code (1, 2 or 3)	Commission Type 1=USCG 2=USCGR/EAD 3=USCGR/SELRES <u>Not Displayed in SDA II</u>

Section E
"H" ACTION CODES

H301 Appointed Warrant Officer From Enlisted Status

Purpose Action code H301 is used to record an enlisted member's appointment to warrant officer.

Expanded RECENTS Analysis The H301 in expanded RECENTS is described below.

Code	Element	Description/SDAII Field Name
01	Date (YYMMDD)	<u>Expected Termination/Loss Date</u>
02	Max. 5 Alpha/ Numeric (PERS2, F&S2 etc.)	Permanent Grade/Rate <u>Not Displayed</u> <ul style="list-style-type: none">This code is no longer applicable. DOD authorization Act of 1995 eliminated "Temporary" Warrant Officer grades
03	Max. 5 Alpha/ Numeric (PERS2, F&S2 etc.)	<u>Current Grade</u>
04	6 Digits (123456 etc.)	<u>Signal Number</u>

Section E
"H" ACTION CODES

H350 Resumption Of Permanent Warrant Officer Status Upon Termination Of Appointment As A Temporary Commissioned Officer

Purpose Action code H350 is used to record Resumption Of Permanent Warrant Officer Status Upon Termination Of Appointment As A Temporary Commissioned Officer

Expanded RECENTS Analysis The H350 in expanded RECENTS is described below.

Code	Element	Description/SDAII Field Name
01	Max. 5 Alpha/ Numeric (PERS2, F&S2 etc.)	<u>New Current Grade</u>
02	Max. 5 Alpha/ Numeric (PERS2, F&S2 etc.)	<u>Permanent Grade</u> <ul style="list-style-type: none">This Code is no longer applicable, DOD Authorization Act of 1995 eliminated "Temporary" Warrant Officer grades.
03	6 Digits (123456 etc.)	<u>New Precedence Number</u>

Section E
"H" ACTION CODES

H414 Adjust Leave Balances As Indicated

Purpose Action code H414 is used to adjust a member's leave balance.

Expanded RECENTS Analysis The H414 in expanded RECENTS is described below.

Code	Element	Description/SDAII Field Name
01	4 Digits (010.0 = 10 days 002.5- = -2.5 days)	<u>Current Leave Balance</u> • “-“ sign indicates a negative leave balance.
02	4 Digits (002.5- = -2.5 days)	<u>Leave Days Earned</u>
03	4 Digits (015.0 = 15 days)	<u>Leave Days Used</u> • In current month of adjustment only.
04	3 Digits (03.0 = 3 days)	<u>Excess Leave Days Used</u> • In current month of adjustment only.
05	3 Digits (05.0 = 5 days)	<u>Leave Days Lost</u>
06	4 Digits (035.0 = 35 days)	<u>Leave Days Sold Cumulative</u>
07	3 Digits (15.0 = 15 days)	<u>Regular Leave Days Sold</u>
08	4 Digits (003.0 = 3 days)	<u>Lv Days Brought Fwd Prior FY</u> • “-“ sign indicates a negative leave balance.
09	3 Digits (01.0 = 1 days)	<u>Current Non-Accrued Leave Days</u> • If this Element Code is used, Element Codes 10 and 11 must also be used.
10	4 Digits (010.0 = 10 days)	<u>Career Non-Accrued Leave Days</u>
11	4 Digits (005.0 = 5 days)	<u>Deductible Days</u>
12	3 Digits (30.0 = 30 days)	<u>Saved Leave Days Balance</u>
13	3 Digits (30.0 = 30 days)	<u>Saved Leave Days Sold</u>
14	3 Digits (20.0 = 20 days)	<u>Ending Days Leave</u>
15	4 Digits (015.0 = 15 days)	<u>Leave Earned FY To Date</u>

Continued on next page

Section E
"H" ACTION CODES

H414 Adjust Leave Balances As Indicated, Continued

Code	Element	Description/SDAII Field Name
16	4 Digits (010.0 = 10 days)	<u>Leave Taken FY To Date</u>
17	Date (YYMMMDD)	<u>Start Period of Adjustment</u>
18	Date (YYMMMDD)	Stop Period of Adjustment <u>Not Displayed</u>
20	3 Digits (10.5, 05.0 etc.)	Accrued Leave in Excess of 60 Days • This total is the sum of days reported in the Element(s) for Element Codes 01 through 16, if this sum is a negative number, indicate this with a minus sign (e.g. "-").
21	4 Digits (999.9)	Reserve Leave Exempt Status
22	4 Digits (999.9)	Reserve Exempt Leave Sold
97	3 Digits (004, 010)	Total of All Element Codes Less Than 97 <u>Not Displayed</u>
98	8 Digits (00002960 etc.)	Total of Elements in Elements Codes 01 Through 16 <u>Not Displayed</u> <ul style="list-style-type: none"> • This total is the sum of days reported in the Element(s) for Element Codes 01 through 16, if this sum is a negative number indicate this with a minus sign (e. g. "-").

Section E
"H" ACTION CODES

H448 Start/Stop Mental Incompetence Status Transaction

Purpose Action code H448 is used to start or stop mental incompetence status.

Expanded RECENTS Analysis The H448 in expanded RECENTS is described below.

Code	Element	Description/SDAII Field Name
20	1 Character (Alpha)	<u>Mental Status</u> <ul style="list-style-type: none">• "C" for Competent or "I" for Incompetent.

Section E
"H" ACTION CODES

H450 Security Investigation/Clearance Data
(This Action Code is not currently used)

Purpose This action code is not currently in use.

Expanded RECENTS Analysis The H450 in expanded RECENTS is described below.

Code	Element	Description/SDAII Field Name	
01	1 Character Code	<u>Most Recent Investigation Type</u>	
		Code	Meaning
		N	National Agency Check (NAC)
		B	Background Investigation (BI)
		S	Special Background Investigation (SBI)
	H	Headquarters Record Check	
02	Date (YYMMMDD)	<u>Investigation Completion Date</u>	
03	1 Character Code	<u>Current Security Clearance</u>	
		Code	Meaning
		A	Final Top Secret – Based on SBI
		B	Final Top Secret – Based on BI
		C	Interim Top Secret – NAC, BI, or SBI pending
		D	Final Secret – NAC
		E	Interim Secret – HQ Records Clerk, NAC pending
		F	Final Confidential – Local Records Check, HQ Records Check
	Z	Security Clearance Terminated	
04	Date (YYMMMDD)	<u>Date Current Clearance Granted</u>	

Section E
"H" ACTION CODES

H540 Adjust A Federal Tax Information Segment

Purpose Action code H540 is used to adjust federal income tax information.

Expanded RECENTS Analysis The H540 in expanded RECENTS is described below.

Code	Element	Description/SDAII Field Name
02	(Blank)	Build an Adjusting FTIS/ <u>Not Displayed in SDA II</u>
12	(Blank)	<u>Quarter Being Adjusted 1</u>
13	(Blank)	<u>Quarter Being Adjusted 2</u>
14	(Blank)	<u>Quarter Being Adjusted 3</u>
15	(Blank)	<u>Quarter Being Adjusted 4</u>
16	7 Digits (00225.00=\$225.00)	<u>Federal Taxable Wages Added/Subtracted</u>
17	7 Digits (00225.00=\$225.00)	<u>FICA Taxable Wages Added/Subtracted</u>
18	7 Digits (00225.00=\$225.00)	<u>Combat Exclusion Wages Added/Subtracted</u>
19	7 Digits (00225.00=\$225.00)	<u>NRALN Wages Inconus Added/Subtracted</u>
20	7 Digits (00225.00=\$225.00)	<u>NRALN Wages Inconus Added/Subtracted</u>
21	7 Digits (00225.00=\$225.00)	<u>FITW Added/Subtracted</u>
22	6 Digits (0025.00=\$25.00)	<u>FICA Withholding Added/Subtracted</u>
23	5 Digits (0025.00=\$25.00)	<u>Adv Earned Income Credit Payment Added/Subtracted</u>
24	7 Digits (00225.00=\$225.00)	<u>Fringe Benefit Amount Added/Subtracted</u>
25	7 Digits (00225.00=\$225.00)	DITY Incentive Payments/ <u>Not Displayed in SDA II</u>
26	7 Digits (00225.00=\$225.00)	<u>Adoption fees Added/Subtracted</u>
27	7 Digits (00225.00=\$225.00)	<u>TSP Def Amt Added/Subtracted</u>
28	7 Digits (00225.00=\$225.00)	<u>TSP Non-Def Amt Added/Subtracted</u>
29	7 Digits (00225.00=\$225.00)	<u>TSP Catch-Up Amt Added/Subtracted</u>
97	3 Digits (049, 030 etc.)	Total of All Elements Less Than 97/ <u>Not Displayed in SDA II</u>
98	8 Digits (00225.00=\$225.00)	Total of Elements in Element Codes 16 Through 24/ <u>Not Displayed in SDA II</u>

Section E
"H" ACTION CODES

H545 ADJUST A STATE TAX INFORMATION SEGMENT

Purpose Action code H545 is used to adjust state tax information.

Expanded RECENTS Analysis The H545 in expanded RECENTS is described below.

Code	Element	Description/SDAII Field Name
02	(Blank)	<u>Instructs Computer to Build an Adjusting STIS</u>
04	2 Characters	<u>State Code</u>
09	(Blank)	<u>1st Quarter Adjustment</u>
10	(Blank)	<u>2rd Quarter Adjustment</u>
11	(Blank)	<u>3rd Quarter Adjustment</u>
12	(Blank)	<u>4th Quarter Adjustment</u>
13	7 Digits (00225.00=\$225.00)	<u>State Wages</u>
14	7 Digits (00225.00=\$225.00)	<u>SITW</u>
15	Date (YYMMDD)	<u>Dity Incentive Payments</u>
16	7 Digits (00225.00=\$225.00)	<u>TSP Def Amt Added/Subtracted</u>
17	7 Digits (00225.00=\$225.00)	<u>TSP Non Def Amt Added/Subtracted</u>
18	7 Digits (00225.00=\$225.00)	<u>TSP Catch-Up Amt Added/Subtracted</u>
97	3 Digits (049, 030 etc.)	<u>Total of All Element Codes Used Less Than 97</u>
98	8 Digits (002500.00=\$2500.00)	<u>Total of Elements in Element Codes 13 and 14</u>

Section E
"H" ACTION CODES

H600 Pay Special Program (SEP) Bonus, Incentive Bonus, Critical Skills Training Bounus or New Selective Reenlistment Bonus (SRB), or Authorize Either Accelerated Payment of Next Unpaid SRB Installment or Authorize Lump Sum Payment of All Remaining Unpaid SRB Installments

Purpose Action code H600 is used to record enlistment bonus information.

Expanded RECENTS Analysis The H600 in expanded RECENTS is described below.

Code	Element	Description/SDAII Field Name
01	Date (YYMMDD)	<u>Stop Date of Bonus</u> <ul style="list-style-type: none"> This date is the expiration date of the reenlistment/extension or enlistment period for which the bonus is payable.
02	Date (YYMMDD)	<u>Active Duty Base Date</u>
03	4 or 5 Digits (1234 or 12345 etc.)	Object Code (See Chpater 2-D for Object Code Listing)
04	Date (YYMMDD) (6 numeric date)	<u>Date of Reenlistment/Extension or Original Enlistment Date Into SELRES</u> <ul style="list-style-type: none"> This date will represent one of three dates and must be used when VDE 03 contains 12655, 12656, 12657, 12658, 1265A, 1256B, 1265C, 1265D, 1265F, or 1265G. <ol style="list-style-type: none"> Date of Reenlistment or Extension contract for a member who is currently in the SELRES. For members who have prior service in any branch of the armed forces and are enlisting in the Coast Guard SELRES for the first time; this date will be the effective date of their enlistment contract. For members who have no prior service and are enlisting in the Coast Guard SELRES for the first time; this date will be the effective date of their enlistment contract.
05	Date (YYMMDD) (6 numeric date)	<u>Expected Loss Date Prior to Reenlistment/Extension or Prior Loss Date of Prior Service Members</u> <ul style="list-style-type: none"> This date will represent one of two dates and must be used when VDE 03 contains 12655, 12656, 12657, 12658, 1265A, 1256B, 1265C, or 1265D. <ol style="list-style-type: none"> For members who are currently in the SELRES and are reenlisting or extending, this date will reflect the member's original loss date prior to this reenlistment or extension. For members who have prior service in any branch of the armed forces and are enlisting in the CG SELRES for the first time; this date will reflect the loss date prior to his/her enlistment into the CG SELRES.

Continued on next page

Section E
"H" ACTION CODES

H600 Pay Special Program (SEP) Bonus, Incentive Bonus, Critical Skills Training Bounus or New Selective Reenlistment Bonus (SRB), or Authorize Either Accelerated Payment of Next Unpaid SRB Installment or Authorize Lump Sum Payment of All Remaining Unpaid, Continued

Code	Element	Description/SDAII Field Name
06	Bonus Rate (FS, RD, etc.)	<u>Rate For Which This Bonus is Being Given</u>
07	Monthly Installment Amount (00147.06 = \$147.06)	<u>Monthly Installment Amount Calculated by Update When Bonus is Over \$7000.00</u>
15	E = Eligible I = Ineligible	<u>Career Status Bonus Eligibility Code</u>
16	A = Accepted D = Declined	<u>Career Status Bonus Election Code</u>
20	7 Digits (02500.00=\$2500.00)	<u>Dollar Amount of 1st Installment.</u> <ul style="list-style-type: none"> • This figure is normally 50% of the total of a new SRB or SELRES payment, or 100% of A SEP, Incentive Bonus, or SELRES Bonus.
21	7 Digits (02500.00=\$2500.00)	<u>Total Amount of New Bonus</u>
22	1 or 2 Digits (1 or 01, 12 etc.)	<u>Total Number of Installments of New Bonus</u> <ul style="list-style-type: none"> • Enlistment bonuses are normally one installment/lump sum (01). SRB and SELRES bonuses are usually multiple installments (02, 03, 04, etc.). • This element is the 1st installment in element code 20, if not lump sum, then number of installment equals the number of years member obligated service for or "2" I the case of a SELRES bonus.
23	"1"	<u>Number of Installments Authorized Now</u>
31	7 Digits (00225.00=\$225.00)	<u>Accelerated Payment of Next Unpaid SRB Installment or Lump Sum Payment of All Remaining SRB Installments .</u>
32	Digits (2,34,234, etc.)	<u>SRB Installment Number(s) Authorized at This Time</u>
33	Date (YYMMDD)	<u>Start Date of SRB Segment Being Affected By Accelerated or Lump Sum Payment.</u>
98	8 Digits (049, 030 etc.)	<u>Total of Elements in Element Codes 07, 20, 21 & 31</u>

Section E
"H" ACTION CODES

H601 Pay New or Additional Selective Reenlistment Bonus (SRB)

Purpose Action code H601 is used to pay new or additional SRBs.

Expanded RECENTS Analysis The H601 in expanded RECENTS is described below.

Code	Element	Description/SDAII Field Name
01	Date (YYMMDD)	<u>Stop Date of SRB</u> <ul style="list-style-type: none"> This date is the expiration date of the reenlistment or extension period for which the SRB bonus is payable.
02	Date (YYMMDD)	<u>Expected Loss Date Prior To Reenlistment/Extension</u>
03	Date (YYMMDD)	<u>Start Date of SRB</u> <ul style="list-style-type: none"> This date is the first date of the reenlistment or extension for which the SRB bonus is payable.
05	14 characters maximum	<u>Bonus Code/Rate/Monthly Installment Amount</u> <ul style="list-style-type: none"> Positions 1-5 contain the object code for the bonus. If the object code is only 4 characters then the fifth position is a blank. Positions 6-7 contain the Rate for which the bonus is being paid (only used with object codes 12653 and 12654). Positions 8-14 contain 7 digits reflecting the monthly installment amount (only used with object codes 12653 and 12654).
20	7 Digits (02500.00=\$2500.00)	<u>Amount of First Installment</u> <ul style="list-style-type: none"> This figure is normally 50% of the total of a new or additional SRB.
21	7 Digits (02500.00=\$2500.00)	<u>Total Amount of New or Additional SRB Bonus</u>
22	1 Digit (1, 3 etc.)	<u>Total No. of Installments</u> <ul style="list-style-type: none"> This is the number of installments payable for this SRB including the first installment. The number of installments usually equals the number of years member reenlisted/extended. An installment of "1" indicates lump sum payment.
23	1 Digit (1, 2 etc.)	Number of Installments Authorized Now <u>Not Displayed in SDA II</u>
98	8 Digit (02500.00=\$2500.00)	Total of Elements in Element Codes 20 and 21 <u>Not Displayed in SDA II</u>

Section E
"H" ACTION CODES

H604 Miscellaneous Credit/Debit To Member's Pay Account

Purpose Action code H604 is used to credit or debit a member's pay account.

Expanded RECENTS Analysis The H604 in expanded RECENTS is described below.

Code	Element	Description/SDAII Field Name														
01	7 Characters (129511M, 1140A20 etc.)	<u>Miscellaneous Credit/Object Codes/Tax Deduction/Fiscal Year Object Codes (Position 1-5) may be found in Chapter 2-D Tax Deduction (Position 6)</u>														
		<table border="1" style="width: 100%; border-collapse: collapse;"> <thead> <tr> <th style="text-align: center;">Code</th> <th style="text-align: center;">Meaning</th> </tr> </thead> <tbody> <tr> <td style="text-align: center;">0 (Zero)</td> <td><u>Nontaxable (used with object codes 1290, 1295, 01001, and 01051)</u></td> </tr> <tr> <td style="text-align: center;">1</td> <td><u>FITW & SITW (used with object code 11305)</u></td> </tr> <tr> <td style="text-align: center;">2</td> <td><u>FICA</u></td> </tr> <tr> <td style="text-align: center;">3</td> <td><u>FITW, SITW, and FICA</u></td> </tr> <tr> <td style="text-align: center;">4</td> <td><u>27.5% on time deduction for FITW and when applicable SITW (used with object codes 11651, 12901, and 12951)</u></td> </tr> <tr> <td style="text-align: center;">5</td> <td><u>27.5% One time deduction for FITW and SITW applies to adjustments in basic pay only.</u></td> </tr> </tbody> </table>	Code	Meaning	0 (Zero)	<u>Nontaxable (used with object codes 1290, 1295, 01001, and 01051)</u>	1	<u>FITW & SITW (used with object code 11305)</u>	2	<u>FICA</u>	3	<u>FITW, SITW, and FICA</u>	4	<u>27.5% on time deduction for FITW and when applicable SITW (used with object codes 11651, 12901, and 12951)</u>	5	<u>27.5% One time deduction for FITW and SITW applies to adjustments in basic pay only.</u>
Code	Meaning															
0 (Zero)	<u>Nontaxable (used with object codes 1290, 1295, 01001, and 01051)</u>															
1	<u>FITW & SITW (used with object code 11305)</u>															
2	<u>FICA</u>															
3	<u>FITW, SITW, and FICA</u>															
4	<u>27.5% on time deduction for FITW and when applicable SITW (used with object codes 11651, 12901, and 12951)</u>															
5	<u>27.5% One time deduction for FITW and SITW applies to adjustments in basic pay only.</u>															
		<u>Fiscal Year (Position 7)</u> Use the last digit of the fiscal year for the current and for the two prior fiscal years. For example, if the H604 is prepared in FY-00 use "0" for 2000 and "M" for 1997.														
02	7 Characters (129511M, 1140A20 etc.)	<u>Miscellaneous Debit/Object Codes/Tax Deduction/Fiscal Year</u> See VDE 01 for descriptions.														
11	7 Digit Amount (01200.00 = \$1200.00)	<u>Transaction Amount</u> Element Codes 11, 98 and 99 must be used.														
14	Date/Date (YYMMDDYY MMDD)	<u>Start Period of Adjustment/ Stop Period of Adjustment</u>														
16	6 Digits (0002.50=\$2.50)	<u>Period Of Adjustment Rate</u>														

Continued on next page

Section E
"H" ACTION CODES

H604 Miscellaneous Credit/Debit To Member's Pay Account,
Continued

Expanded RECENTS Analysis (continued)

Code	Element	Description/SDA II Field Name
21	15 Alpha/Numeric	<u>DAFIS Accounting Data</u>
22	13 Alpha/Numeric	<u>DAFIS Accounting Data</u>
23	12 Alpha/Numeric	<u>DAFIS Accounting Data.</u>
24	15 Alpha/Numeric	<u>Sys Data/Program Element</u> 15 Alpha/Numeric characters with the first nine representing the sys-data and the last six the program element.
31	8 Characters (5347400A etc.)	<u>District/OPFAC/Duty Type</u> First 7 characters will be numeric representing the District/OPFAC and the last character will be alpha for the duty type.
98	8 Digits Total	<u>Total of Elements in Element Code 11</u>

Section E
"H" ACTION CODES

H605 Establish/Change Repayment Schedule For Liquidation Of Advance Payment Or Collection Of Indebtedness; Or Credit A Cancelled Check

Purpose Action code H605 establishes a schedule to repay an advance or collect a debt.

Expanded RECENTS Analysis The H605 in expanded RECENTS is described below.

Code	Element	Description/SDAII Field Name																												
01	Date (YYMMDD)	<u>First Day of Period Covered by Advance</u>																												
02	(Blank)	<u>Advance Pay Paid Through PMIS/JUMPS</u>																												
03	1 Character	<u>Collection of Indebtedness</u> Applicable Codes are: <table style="margin-left: 20px;"> <thead> <tr> <th><u>Code</u></th> <th><u>Meaning</u></th> </tr> </thead> <tbody> <tr><td>0</td><td>Charges for excess household goods</td></tr> <tr><td>1</td><td>CG Tuition Assistance</td></tr> <tr><td>2</td><td>Repayment of travel claim/advance</td></tr> <tr><td>4</td><td>Private Property Damage</td></tr> <tr><td>5</td><td>Debts to other services or exchange</td></tr> <tr><td>6</td><td>CGES debt collection</td></tr> <tr><td>7</td><td>Miscellaneous CG debt</td></tr> <tr><td>8</td><td>Bad Check to USCG</td></tr> <tr><td>9</td><td>Gov Travel Card</td></tr> <tr><td>A</td><td>Private Property Damage</td></tr> <tr><td>B</td><td>Health and Comfort items</td></tr> <tr><td>C</td><td>Ditty Bag</td></tr> <tr><td>T</td><td>TSP Loan</td></tr> </tbody> </table>	<u>Code</u>	<u>Meaning</u>	0	Charges for excess household goods	1	CG Tuition Assistance	2	Repayment of travel claim/advance	4	Private Property Damage	5	Debts to other services or exchange	6	CGES debt collection	7	Miscellaneous CG debt	8	Bad Check to USCG	9	Gov Travel Card	A	Private Property Damage	B	Health and Comfort items	C	Ditty Bag	T	TSP Loan
<u>Code</u>	<u>Meaning</u>																													
0	Charges for excess household goods																													
1	CG Tuition Assistance																													
2	Repayment of travel claim/advance																													
4	Private Property Damage																													
5	Debts to other services or exchange																													
6	CGES debt collection																													
7	Miscellaneous CG debt																													
8	Bad Check to USCG																													
9	Gov Travel Card																													
A	Private Property Damage																													
B	Health and Comfort items																													
C	Ditty Bag																													
T	TSP Loan																													
04	(Blank)	<u>Suspend Collection of Indebtedness.</u>																												
05	(Blank)	<u>Restart of Collection of Indebtedness</u>																												
06	(Blank)	<u>Waiver of Indebtedness Approval.</u>																												
07	(Blank)	<u>Change to Monthly Advance Payment Schedule</u>																												
08	(Blank)	<u>Remission of Indebtedness Approval</u>																												
09	(Blank)	<u>Credit Cash Deposit</u>																												
10	(Blank)	<u>Open Ended Garnishment</u>																												
11	(Blank)	<u>Garnishment</u>																												
12	(Blank)	<u>Tax Levy</u>																												
13	(Blank)	<u>Stop Erroneous Collection of Indebtedness Started by Compute</u>																												
14	(Blank)	<u>Credit Cancelled Check</u>																												

Continued on next page

Section E
"H" ACTION CODES

H605 Establish/Change Repayment Schedule For Liquidation Of Advance Payment Or Collection Of Indebtedness; Or Credit A Cancelled Check, Continued

Code	Element	Description/SDAII Field Name
15	(Blank)	<u>Collection of Indebtedness Due to Overpayment Greater Than \$99.00</u>
16	(Blank)	<u>SGLI Deposit/Negative Adjustment</u>
17	(Blank)	<u>Advance BAH Paid Through PMIS/JUMPS</u>
18	(Blank)	<u>Advance Overseas Housing Allowance Paid Through PMIS/JUMPS</u>
19	(Blank)	<u>Partial Waiver of Indebtedness Approved. Enter Amount to be Collected</u>
20	(7 Digits) (01200.00= \$1200.00)	<u>Total Amount of Advances</u>
21	(7 Digits) (01200.00= \$1200.00)	<u>New Installment Amount</u>
22	2 Alpha/Numeric (04 = 4months LS = Lump Sum UT = Unknown Duration RS = Reserve Member	<u>Installment Code</u>
23	Date: (YYYYMMDD)	<u>Start Date of Segment to be Changed</u>
24	7 Digits (00055.00)=\$55.00)	<u>Old Installment Amount</u>
25	7 Digits (00055.00)=\$55.00)	<u>Remission Amount</u>
26	7 Digits (00055.00)=\$55.00)	<u>Payment/Transaction Amount</u>
27	Date (YYYYMMDD)	<u>1st of the Month Following 1st Deduction on the Allotment Authorization.</u>

Continued on next page

Section E
"H" ACTION CODES

H605 Establish/Change Repayment Schedule For Liquidation Of Advance Payment Or Collection Of Indebtedness; Or Credit A Cancelled Check, Continued

Code	Element	Description/SDAII Field Name
28	(Blank)	Stop Open Ended Garnishment
29	(Date) (YYMMDD)	<u>Start Collection or Change Installment Amount Effective</u>
30	(2 Digits) (05, 07 etc.)	<u>Unit Location Code</u>
31	1 Digit (0, 2 etc.)	<u>Collection of Indebtedness With Interest Other Than Overpayment</u> Code Meaning 0 Charges for excess household goods 2 Repayment of travel claim/advance 4 Private Property Damage 5 Debts to other services or exchange 6 CGES debt collection 7 Miscellaneous CG debt
32	(Blank)	<u>Collection of Indebtedness With Interest Due to Overpayment</u> Element Codes 20, 21, 22, 29, 33 and 98 must also be used.
33	Date (YYMMDD)	<u>Date the Notification of Indebtedness Letter Was Signed and Sent to the Member's Unit</u> Date interest begins to accrue.
34	(6 Digits) (0035.00=\$35.00)	<u>One Time Administrative Fee</u>
35	(6 Digits) (0035.00=\$35.00)	<u>One Time Penalty For Delinquent Debt Payments Greater than 90 days</u>
36	(6 Digits) (012345 etc.)	<u>Voucher Number</u>
40	7 Digits (00600.00=\$600.00)	<u>Amount Paid</u>
41	7 Digits (00050.00=\$50.00)	<u>Monthly Installment Amount</u>
42	2 Digits (12=12 Months)	<u>Number of Installments to Repay</u> Number of monthly installments, not to exceed EOS date.
43	Date (YYMMDD)	<u>Date Repayment Will Begin</u> • Normally the first day of the month following the month in which the advance was paid.
44	Date (YYMMDD)	<u>Date Repayment Will End</u> Last day of the month of the repayment period and not later than date in EC-45.

Continued on next page

Section E
"H" ACTION CODES

H605 Establish/Change Repayment Schedule For Liquidation Of Advance Payment Or Collection Of Indebtedness; Or Credit A Cancelled Check, Continued

Expanded RECENTS Analysis (continued)

Code	Element	Description/SDA II Field Name
45	Date (YYMMM)	<u>Rotation Date</u> <ul style="list-style-type: none"> The date from the Tour Completion Field on the Personnel Data File
50	15 Position/13 Digits	<u>Overpayment Option Code, Overpayment Amount, and Fiscal Year</u> <ul style="list-style-type: none"> Element value; Digit position: 1-5 are the 4 or 5 digit object code (left justified) 6 will be blank 7-13 contain 7 digit dollar amount (e.g., \$1000.00=01000.00) (Must equal value in EC-20) 14 will be blank 15 is 1 digit Example: 1150 01000.00 Must be used with Element Code 15. May be used more than once on a single H605.
51	(Blank)	<u>Suspend Advance Pay and Allowances</u> Used with Element Codes 20, 23, 24, and 98.
52	(Blank)	<u>Restart of Advance Pay and Allowances</u> Used with Element Codes 20, 23, 24, and 98.
53	(Blank)	<u>Suspend Advance Pay</u> Used with Element Codes 20, 23, 24, and 98.
54	(Blank)	<u>Restart Advance Pay</u> Used with Element Codes 20, 23, 24, and 98.
55	(Blank)	<u>Suspend Advance BAH/OHA (previously BAQ/VHA OHA)</u> Used with Element Codes 20, 23, 24, and 98.
56	(Blank)	<u>Restart Advance BAH/OHA (previously BAQ/VHA OHA)</u> Used with Element Codes 20, 23, 24, and 98.
57	(15 alpha/numeric characters)	<u>ACCOUNT NUMBER</u>
60	9 digits (2/7) 2 digits for the percent and 7 digits for the amount (660050000)	<u>Reserve Debts & Garnishments</u> Percent to be Withheld (2 digits) /Monthly Maximum to be withheld (7 digits).
61	7 Digit	No longer used
98	8 Digit (002500.00=\$2500.00)	<u>Total of Elements in Element Codes 19, 20, 21, 24, 26, 34, 35, 40 and 41</u>

Section E
"H" ACTION CODES

H606 Establishes Court Order Actions for Collection of Child Support, Creditors, Bankruptcy and Tax Levies to be Paid by EFT

Purpose Action code H606 collects debts per a court order.

Expanded RECENTS Analysis The H606 in expanded RECENTS is described below.

Code	Element	Description/SDAII Field Name
01	One alpha character = "G"	<u>Open Ended Deduction for Child Support</u> Child/spousal support deduction <ul style="list-style-type: none"> Element codes 08, 09, 10, 11, 12, 14, 15 and 99 must be used
02	One alpha character = "J"	<u>Tax Levy</u> IRS tax levy deduction <ul style="list-style-type: none"> Element codes 08, 09, 10, 11, 12, 14, 15 and 99 must be used
03	One alpha character = "K"	<u>Involuntary Allotment</u> <ul style="list-style-type: none"> Element codes 08, 09, 10, 11, 12, 14, 15 and 99 must be used
04	One alpha character = "M"	<u>Mandatory Support Allotment</u>
05	One alpha character = "P"	<u>Bankruptcy</u> Bankruptcy wage deduction <ul style="list-style-type: none"> Element codes 08, 09, 10, 11, 12, 14, 15 and 99 must be used
06	One alpha character = "S" or "T"	<u>Debts to Other Services</u> Debts to other services deduction <u>"T" = Government Credit Card Debt</u> <u>Delinquent Credit Card Payments</u> <ul style="list-style-type: none"> Element codes 08, 09, 10, 11, 12, 14, 15 and 99 must be used

Continued on next page

Section E
"H" ACTION CODES

H606 Establishes Court Order Actions for Collection of Child Support, Creditors, Bankruptcy and Tax Levies to be Paid by EFT, Continued

Expanded RECENTS Analysis (continued)

Code	Element	Description/SDA II Field
07	One alpha character = "E"	<u>CGES Debts</u> CG exchange deduction for debt <ul style="list-style-type: none"> Element codes 08, 09, 10, 11, 12, 14, 15 and 99 must be used
08	14 Digits (7/7); (00100000120000 = \$100.00 installment, \$1200.00 total debt)	<u>New Installment Amt/Total Debt</u> New installment amount(7 digits)/ total amount of the deduction (7 digits)
09	2 Digits (12 months would be 12; 4 would be 04; LS for Lump Sum; RS will indicate Reserve Member ; or UT for unknown duration/ 5-7 alpha/numeric characters for FIPS code). EX: 121234567, UT12345	<u>Number of Installments/FIPS Code</u>
10	Date (YYMMDD)	<u>Start Effective Date</u> <ul style="list-style-type: none"> If element code 08 is "LS", date must be equal to or greater than first day of current processing month If element code 08 is not "LS", date must be equal to or greater than the first day of month following TED (Transaction Effective Date)
11	9 Digit (223344556 etc.)	<u>Routing #</u> Routing number of the financial institution
12	15 Digit Maximum, alphanumeric (12345678910BACO)	<u>Account # (1st 15 Digits)</u> Account number first fifteen digits
13	15 Digit Maximum, alphanumeric (12345678910BACO, etc)	<u>Account # (2nd 15 Digits)</u> Account number second fifteen digits

Continued on next page

Section E
"H" ACTION CODES

H606 Establishes Court Order Actions for Collection of Child Support, Creditors, Bankruptcy and Tax Levies to be Paid by EFT, Continued

Expanded RECENTS Analysis (continued)

Code	Element	Description/SDA II Field
14	Up to 6 alpha/numeric characters. First character is for account type "C" or "S". Next three characters are for payee codes equal to "CK_", "DDP", "777", "999" or "CDPP". Last two characters are abbreviated state codes.	<u>Account Type/Payee Code</u> Account type/payee code/state code
15	15 Digit (Maximum)	<u>Case Identifier. First Fifteen Digits</u>
16	15 Digit (Maximum)	<u>Case Identifier. Second Fifteen Digits</u> <ul style="list-style-type: none"> This Element Code may be used as additional space as needed for the case Identifier Number started in Element Code 15.
17	Date (YYMMDD)	<u>Stop Effective Date</u> <ul style="list-style-type: none"> Must be accompanied by one VDE between 01 and 07 (whichever is applicable), and VDE 08, with the first 7 digits being the amount of the garnishment and the last 7 being '0s', and VDE 10 with the effective start date of the segment
60	9 digits (2/7) 2 digits for the percent and 7 digits for the amount (660050000)	<u>Reserve Debts & Garnishments</u> Percent to be Withheld (2 digits) /Monthly Maximum to be withheld (7 digits).
61	7 Digit	No longer used

Section E
"H" ACTION CODES

H608 Start/Stop Submarine Pay, Personal Money Allowance, Demolition Pay or Parachute Pay

Purpose Action code H608 is used to start or stop personal Money Allowance (Codes 21 & 22). Functionality exists in this transaction to pay the following, if any Coast Guard/NOAA personnel become entitled:

- Submarine Pay
 - Demolition Pay
 - Parachute Pay
-

Expanded RECENTS Analysis Action code H608 in expanded RECENTS is described below.

Code	Element	Description/SDAII Field Name
01*	(Blank)	<u>Start Submarine Pay</u>
02*	(Blank)	<u>Start Demolition Pay</u>
11*	(Blank)	Stop Submarine Pay/ <u>Not Displayed in SDA II</u>
12*	(Blank)	Stop Demolition Pay/ <u>Not Displayed in SDA II</u>
21	(Blank)	<u>Start Personal Money Allowance</u>
22	(Blank)	<u>Stop Personal Money Allowance</u>
23*	(Blank)	<u>Start Parachute Pay</u>
24*	(Blank)	Stop Parachute Pay/ <u>Not Displayed in SDA II</u>

(*) Not utilized. Codes 21 and 22 are the only valid codes at this time.

Section E
"H" ACTION CODES

H609 Change Overseas Housing Allowance

Purpose Action code H609 is used to change a member's OHA.

Expanded RECENTS Analysis Action code H609 in expanded RECENTS is described below.

Code	Element	Description/SDAII Field Name
01	(Blank)	Change Overseas Housing Allowance/ <u>Not Displayed in SDA II</u>
02	6 Digits (0550.00=\$550.00)	<u>JTR Rental Ceiling (Before Reduction of Proration)</u> <ul style="list-style-type: none">• Amount converted to U.S. Dollars
03	5 Digits (050.00=\$50.00)	<u>JTR Monthly Utility Cost (Before Reduction or Proration)</u> <ul style="list-style-type: none">• Amount converted to U.S. Dollars
04	5 Digits (025.00=\$25.00)	<u>JTR Monthly Initial/Terminal Occupancy Allowance (ITOA)</u> <ul style="list-style-type: none">• If member's OHA/INT-HOLA-INIT-TERM-OCC-EXP field in Segment 46 contains 999.99 or asterisks (*), this element code is not used..
05	6 Digits (0550.00=\$550.00)	<u>Rent Paid In Foreign Currency</u>

Section E
"H" ACTION CODES

H669 Check Pay and Allowances for an Amount as Indicated Below

Purpose Action code H669 is used to check a member's pay and allowances.

Expanded RECENTS Analysis Action code H669 in expanded RECENTS is described below.

Code	Element	Description/SDAII Field Name
55	6 Digits (0500.00=\$500.00)	<u>Recoup Regular Bonus</u>
56	7 Digits (05000.00=\$5000.00)	<u>Recoup VRB/SEP/SRB</u>
57	Date (YYMMDD)	<u>Start Date of SEP/SRB Segment</u> • This Element Code appears only when Element Code 56 is used.
98	8 Digits (001250.00)= \$1250.00)	Total of Elements in Element codes 55 and 56/ <u>Not Displayed in SDA II</u>

Section E
"H" ACTION CODES

H670 Start Open Miscellaneous Credit Segment for New Pay Entitlement

Purpose Action code H670 is used to start an open miscellaneous credit segment for new pay entitlement.

Expanded RECENTS Analysis Action code H670 in expanded RECENTS is described below.

Code	Element	Description/SDAII Field Name												
01	5 Alpha/Numeric (12345 etc.)	Object Code												
02	2 Digits (02 12 etc.)	<u>Segment Type</u>												
03	1 Digit	<u>Tax Code</u> • <u>Miscellaneous Credit and Tax Deduction Codes:</u>												
		<table border="1"> <thead> <tr> <th>Code</th> <th>Meaning</th> </tr> </thead> <tbody> <tr> <td>0</td> <td>Nontaxable (Use with Object Codes 1290, 1295, 01001, and 01051)</td> </tr> <tr> <td>1</td> <td>FITW & SITW (Use with Object Code 11305)</td> </tr> <tr> <td>2</td> <td>FICA</td> </tr> <tr> <td>3</td> <td>FITW, SITW, FICA</td> </tr> <tr> <td>4</td> <td>Current Lump Sum one time deduction in FITW, when applicable, SITW (Use with object codes 11651, 12901, 12951)</td> </tr> <tr> <td>5</td> <td>Current Lump Sum one time deduction for SITW, FITW, and FICA (Applies to Adjustments in Basic Pay only.)</td> </tr> </tbody> </table>	Code	Meaning	0	Nontaxable (Use with Object Codes 1290, 1295, 01001, and 01051)	1	FITW & SITW (Use with Object Code 11305)	2	FICA	3	FITW, SITW, FICA	4	Current Lump Sum one time deduction in FITW, when applicable, SITW (Use with object codes 11651, 12901, 12951)
Code	Meaning													
0	Nontaxable (Use with Object Codes 1290, 1295, 01001, and 01051)													
1	FITW & SITW (Use with Object Code 11305)													
2	FICA													
3	FITW, SITW, FICA													
4	Current Lump Sum one time deduction in FITW, when applicable, SITW (Use with object codes 11651, 12901, 12951)													
5	Current Lump Sum one time deduction for SITW, FITW, and FICA (Applies to Adjustments in Basic Pay only.)													
04	6 Digits (0025.00=\$25.00)	<u>Amount</u>												
98	8 Digits (000550.00=\$550.00)	Total of Elements in Element Code 04												

Section E
"H" ACTION CODES

H671 Start or Stop Open Miscellaneous Debt Segment for New Pay Entitlement

Purpose Action code H671 is used to stop a pay entitlement started with action code H670.

Expanded RECENTS Analysis Action code H671 in expanded RECENTS is described below.

Code	Element	Description/SDAII Field Name
01	5 Alpha/Numeric (12345 etc.)	<u>Object Code</u>
02	2 Digits (02 12 etc.)	<u>Segment Type</u>

Section E
"H" ACTION CODES

H672 Start or Stop Open Miscellaneous Debt Segment for New Entitlement

Purpose Action code H672 is used to start or stop a miscellaneous debt for a segment opened with action code H670.

Expanded RECENTS Analysis Action code H672 in expanded RECENTS is described below.

Code	Element	Description/SDAII Field Name
01	Blank	<u>Start Miscellaneous Debt</u> <ul style="list-style-type: none">• Element Codes 04, 05, 06, and 98 must be used.
02	Blank	<u>Stop Miscellaneous Debt</u> <ul style="list-style-type: none">• Element Codes 04 and 05 must be used.
04	5 Alpha/Numeric (12345 etc.)	<u>Object Code</u>
05	2 Digits (01, 22 etc.)	<u>Segment Type</u>
06	6 Digits (0080.00=\$80.00)	<u>Amount</u>
98	8 Digits (000550.00 = \$550.00)	<u>Total Of Elements In Element Code 06</u>

Section E
"H" ACTION CODES

H748 Record Pay Status Adjustments That Fall Outside The Retro Period

Purpose Action code H748 records pay status adjustments falling outside the 90 day retroactive processing period.

Expanded RECENTS Analysis Action code H748 in expanded RECENTS is described below.

Code	Element	Description/SDAII Field Name
01	2 Characters	<u>Present Pay Status</u> <ul style="list-style-type: none">• This is the pay status code on the system that needs to be replaced.• Pay status codes are listed in Chapter 2-E of this manual.
02	2 Characters	<u>New Pay Status</u> <ul style="list-style-type: none">• This is the pay status code that should replace the code in Element Code 01.• Pay status codes are listed in Chapter 2-E of this manual.
11	Date (YYMMMDD)	<u>From Date/Date of First Day</u> <ul style="list-style-type: none">• This is the first day of the pay status code change.
12	Date (YYMMMDD)	<u>To Date/Date of Last Day</u> <ul style="list-style-type: none">• This is the last day of the pay status code change.
13	4 Digits (0023 etc.)	<u>Number of Days Adjusted/Not Displayed in SDA II</u> <ul style="list-style-type: none">• This is the number of days, calculated on a day-from-day basis inclusive of the dates on Element Code 11 and 12.

Section E
"H" ACTION CODES

H749 Adjust Sea Duty History

Purpose Action code H749 adjusts a member's sea duty history.

Expanded RECENTS Analysis Action code H749 in expanded RECENTS is described below.

Code	Element	Description/SDAII Field Name
01	(Blank)	Subtract Sea Time From Sea Duty History/ <u>Not Displayed in SDA II</u>
02	7 Digits (0712345)	<u>District of Sea Unit</u>
03	Date (YYMMMDD)	<u>Start Date of Period</u>
04	Date (YYMMMDD)	<u>End Date of Period</u>
<i>Element codes 01 through 04 combined subtract sea time from any period in which sea time was credited in a segment 07 or segment 69 containing that District/OPFAC.</i>		
11	(Blank) (0023 etc.)	Add Sea Time To Sea Duty History/ <u>Not Displayed in SDA II</u>
12	7 Digits (0712345 etc.)	DISTRICT/OPFAC/ <u>Not Displayed in SDA II</u>
13	Date (YYMMMDD)	From Date/ <u>Not Displayed in SDA II</u>
14	Date (YYMMMDD)	To Date/ <u>Not Displayed in SDA II</u>

Section E
"H" ACTION CODES

**H750 VERIFY/CHANGE PBD. START/STOP/ADJUST
CHANGE CMA, ADJUST CUMULATIVE SEA TIME OR
ADJUST AVIATION DATA**

Purpose Action code H750 is used to verify/change PBD. Start, stop, or adjust CMA, adjust cumulative sea time or adjust aviation data.

Expanded RECENTS Analysis Action code H750 in expanded RECENTS is described below.

Code	Element	Description/SDAII Field Name
01	Date (YYMMMDD)	<u>New Pay Base Date Is</u>
02	6 Digits (020100 = 2 Years, 1 Month, 0 Days)	<u>Not Displayed</u>
03	6 Digits (020100=2 Years, 1 Month, 0 Days)	<u>() Years, () Months and Days () Subtracted From PBD</u>
04	(Blank)	Adjust Aviation Data <u>Not Displayed</u>
05	Date (YYMMMDD)	<u>Start Period of Adjustment</u>

Continued on next page

Section E
"H" ACTION CODES

**H750 VERIFY/CHANGE PBD. START/STOP/ADJUST
CHANGE CMA, ADJUST CUMULATIVE SEA TIME OR
ADJUST AVIATION DATA, Continued**

Code	Element	Description/SDAII Field Name
06	Date (YYMMDD)	<u>Stop Period of Adjustment</u>
07	7 Digits (Dist/OPFAC 0712345 etc.)	<u>Vessel Assigned During Period of Adjustment</u>
10	7 Alpha/Numeric (Date (YYMMDD) and Time) (95JAN300901 etc.)	<u>Deletion-Segment Start Date and Time. Segment Will Be Swapped</u> <ul style="list-style-type: none"> • This Element Code must be used to delete or start a Segment 52, Permanent Unit. • This Element Code will be the Start date and time of the Segment to be reopened. • Element Code 14 must be used with Element Codes 11 and 12.
11	7 Alpha/Numeric (Date (YYMMDD) and Time) (95JAN300901 etc.)	<u>New Segment 52 Start Date and Time</u> <ul style="list-style-type: none"> • This Element Code must be used to delete or start a Segment 52, Permanent Unit. • Element Code 14 must be used with Element Codes 11 and 12.
12	7 Digit Unit ID (0512345 etc.)	<u>New Segment 52 Unit /OPFAC</u> <ul style="list-style-type: none"> • This Element Code must be used to delete or start a Segment 52, Permanent Unit.
13	7 Alpha/Numeric (Date(YYMMDD and Time) (95JAN300901 etc.)	<u>Stop Open Segment 52 on Date/Time Not Displayed</u> <ul style="list-style-type: none"> • Element Code 13 must be used to close an open Segment 52.

Continued on next page

Section E
"H" ACTION CODES

**H750 VERIFY/CHANGE PBD. START/STOP/ADJUST
CHANGE CMA, ADJUST CUMULATIVE SEA TIME OR
ADJUST AVIATION DATA, Continued**

Code	Element	SDAII Field Name
14	“P” = Permanent “T” = TEMDU	<u>Type Duty</u> <ul style="list-style-type: none"> • This Element Code must be used to delete or start a Segment 52, Permanent Unit • Element Code 14 must be used with Element Codes 11 and 12.
15	7 Digit Unit ID (0512345 etc.)	<u>District/OPFAC</u> <u>Not Displayed</u> <ul style="list-style-type: none"> • Element Codes 15 or 16 must be used with Element Code 10 to reopen a closed Segment 52, Element Codes 15 and 16 may not be used on the same transaction. • This Element Code must be used to delete or start a Segment 52, Permanent Unit.
16	“999999999999”	Reactivate the segment used with element code 10 <u>Not Displayed</u> <ul style="list-style-type: none"> • Element Codes 15 or 16 must be used with Element Code 10 to reopen a closed Segment 52, Element Codes 15 and 16 may not be used on the same transaction. • Element Code 16 must be eleven 9s (99999999999) to reactivate the Segment 52.
41	(Blank)	<u>Stop CMA</u> <u>Not Displayed in SDA II</u>
42	Date (YYMMDD)	<u>Start CMA</u>

Continued on next page

Section E
"H" ACTION CODES

**H750 VERIFY/CHANGE PBD. START/STOP/ADJUST
CHANGE CMA, ADJUST CUMULATIVE SEA TIME OR
ADJUST AVIATION DATA, Continued**

Code	Element	Description/SDAII Field Name
43	Date (YYMMDD)	New CMA date <u>Not Displayed</u> <ul style="list-style-type: none"> This Element Code must be used to adjust or change CMA data. PMIS/JUMPS will automatically start or adjust the CMA segment on the first day of the month after the current processing month. A credit adjustment may be required for prior months. If changing the CMA date continues to result in no CMA segment as of the first day of the next processing month, the CMA will automatically start on the proper date.
44	6 Digits (020100 = 2 Years, 1 Month, 0 Days)	Years, Months and Days added to CMA <u>Not Displayed</u> <ul style="list-style-type: none"> This Element Code must be used to adjust or change CMA data. PMIS/JUMPS will automatically start or adjust the CMA segment on the first day of the month after the current processing month. A credit adjustment may be required for prior months. If changing the CMA date continues to result in no CMA segment as of the first day of the next processing month, the CMA will automatically start on the proper date.
45	6 Digits (020100 = 2 Years, 1 Month, 0 Days)	Years, Months and Days subtracted from CMA <u>Not Displayed</u> <ul style="list-style-type: none"> This Element Code must be used to adjust or change CMA data. PMIS/JUMPS will automatically start or adjust the CMA segment on the first day of the month after the current processing month. A credit adjustment may be required for prior months. If changing the CMA date continues to result in no CMA segment as of the first day of the next processing month, the CMA will automatically start on the proper date.

Continued on next page

Section E
"H" ACTION CODES

**H750 VERIFY/CHANGE PBD. START/STOP/ADJUST
CHANGE CMA, ADJUST CUMULATIVE SEA TIME OR
ADJUST AVIATION DATA, Continued**

Code	Element	Description/SDAII Field Name
46	6 Digits (020100=2 Years, 1 Month, 0 Days)	<u>Verified Adjusted Sea Time</u> <ul style="list-style-type: none"> Element Code 46 must be used to adjust Sea Time. The value of Element Code 46 is equal to the Cumulative Sea Time as shown on Page 1 of the PMIS/JUMPS Master File, plus the value shown in Element Code 47, or minus the value shown in Element Code 48.
47	6 Digits (010100=1 Year, 1 Month, 0 Days)	<u>() Years, () Months and () Days to be Added to Cumulative Sea Time</u> <ul style="list-style-type: none"> Element Code 47 must be used to adjust Sea Time. The value of Element Code 46 is equal to the Cumulative Sea Time as shown on Page 1 of the PMIS/JUMPS Master File, plus the value shown in Element Code 47, or minus the value shown in Element Code 48.
48	6 Digits (010100=1 Year, 1 Month, 0 Days)	<u>() Years, () Months and () Days to be Subtracted from Cumulative Sea Time</u> <u>Not Displayed</u> <ul style="list-style-type: none"> Element Code 48 must be used to adjust Sea Time. The value of Element Code 46 is equal to the Cumulative Sea Time as shown on Page 1 of the PMIS/JUMPS Master File, plus the value shown in Element Code 47, or minus the value shown in Element Code 48.

Continued on next page

Section E
"H" ACTION CODES

**H750 VERIFY/CHANGE PBD. START/STOP/ADJUST
CHANGE CMA, ADJUST CUMULATIVE SEA TIME OR
ADJUST AVIATION DATA, Continued**

Code	Element	Description/SDAII Field Name												
50	3 Digits (122, 132 etc.)	<p>ACIP <u>Not Displayed</u></p> <ul style="list-style-type: none"> Applicable Codes are: <p><u>1st Digit</u> <u>Flight Designation Code</u></p> <p>1 DIFOPS 2 DIFPRO 3 DIFDEN 9 Administrative or Medical Suspension</p> <p><u>2nd Digit</u> <u>ACIP Eligibility Code</u></p> <p>1 Ineligible for ACIP 2 Month to Month 3 Continuous</p> <p><u>3rd Digit</u> <u>Pay Status Code</u></p> <p>1 Suspended 2 Receiving ACIP 3 Not receiving ACIP</p>												
51	1 Digit (0, 1, etc.)	<p><u>Gate I (12 Year Gate Status Code)</u></p> <ul style="list-style-type: none"> Applicable Codes are: <table> <thead> <tr> <th><u>Code</u></th> <th><u>Meaning</u></th> </tr> </thead> <tbody> <tr> <td>Blank</td> <td>Not Entitled</td> </tr> <tr> <td>0</td> <td>Gate not reached</td> </tr> <tr> <td>1</td> <td>Gate Failed (less than 72 months)</td> </tr> <tr> <td>2</td> <td>Gate Passed (72 months or more)</td> </tr> </tbody> </table>	<u>Code</u>	<u>Meaning</u>	Blank	Not Entitled	0	Gate not reached	1	Gate Failed (less than 72 months)	2	Gate Passed (72 months or more)		
<u>Code</u>	<u>Meaning</u>													
Blank	Not Entitled													
0	Gate not reached													
1	Gate Failed (less than 72 months)													
2	Gate Passed (72 months or more)													
52	1 Digit (0, 1, etc.)	<p><u>Gate II (18 Year Gate Status Code)</u></p> <ul style="list-style-type: none"> Applicable Codes are: <table> <thead> <tr> <th><u>Code</u></th> <th><u>Meaning</u></th> </tr> </thead> <tbody> <tr> <td>Blank</td> <td>Not entitled</td> </tr> <tr> <td>0</td> <td>Gate Not Reached</td> </tr> <tr> <td>1</td> <td>Gate Failed (less than 108 months)</td> </tr> <tr> <td>2</td> <td>Gate passed, entitled to continuous AICP to 22 years of OSD (108 months to 131 months)</td> </tr> <tr> <td>3</td> <td>Gate Passed, entitled to continuous ACIP to 25 years of OSD (132 months or more)</td> </tr> </tbody> </table>	<u>Code</u>	<u>Meaning</u>	Blank	Not entitled	0	Gate Not Reached	1	Gate Failed (less than 108 months)	2	Gate passed, entitled to continuous AICP to 22 years of OSD (108 months to 131 months)	3	Gate Passed, entitled to continuous ACIP to 25 years of OSD (132 months or more)
<u>Code</u>	<u>Meaning</u>													
Blank	Not entitled													
0	Gate Not Reached													
1	Gate Failed (less than 108 months)													
2	Gate passed, entitled to continuous AICP to 22 years of OSD (108 months to 131 months)													
3	Gate Passed, entitled to continuous ACIP to 25 years of OSD (132 months or more)													

Continued on next page

Section E
"H" ACTION CODES

**H750 VERIFY/CHANGE PBD. START/STOP/ADJUST
CHANGE CMA, ADJUST CUMULATIVE SEA TIME OR
ADJUST AVIATION DATA, Continued**

Code	Element	Description/SDAII Field Name								
53	Date (YYMMDD)	<u>Officer Service Date (OSD)</u>								
54	Date (YYMMDD)	<u>Aviation Service Entry Date (Entry Dt)</u>								
55	Date (YYMMMDD)	<u>Aviation Service Date (ASD)</u>								
56	4 Digits (1010=10 Years 10 months)	<u>Total Flying Time</u> (Tot Opfly)								
57	4 Digits (1010=10 Years 10 months)	<u>12 Year Gate for OPFLY (Gate I)</u>								
58	4 Digits (1510=15 Years 10 months)	<u>18 Year Gate for OPFLY (Gate II)</u>								
59	6 Characters (DIFOPS etc.)	<u>Flying Status/Object Code</u> <ul style="list-style-type: none"> This Element Code will automatically verify or change the Segment 11 Object Code: 								
		<table style="width: 100%; border: none;"> <tr> <td style="text-align: center;"><u>Status</u></td> <td style="text-align: center;"><u>Object Code</u></td> </tr> <tr> <td>DIFOPS</td> <td>11201</td> </tr> <tr> <td>DIFPRO</td> <td>11202</td> </tr> <tr> <td>DIFDEN</td> <td>11203</td> </tr> </table>	<u>Status</u>	<u>Object Code</u>	DIFOPS	11201	DIFPRO	11202	DIFDEN	11203
<u>Status</u>	<u>Object Code</u>									
DIFOPS	11201									
DIFPRO	11202									
DIFDEN	11203									

Continued on next page

Section E
"H" ACTION CODES

**H750 VERIFY/CHANGE PBD. START/STOP/ADJUST
CHANGE CMA, ADJUST CUMULATIVE SEA TIME OR
ADJUST AVIATION DATA, Continued**

Code	Element	Description/SDAII Field Name
60	Date (YYMMDD)	<u>Reserve CMA Date</u>
61	6 Digits (020100 = 2 years, 1 month, 0 days)	<u>() Years, () Months, and () Days Added to Reserve CMA</u>
62	6 Digits (020100 = 2 years, 1 month, 0 days)	<u>() Years, () Months, and () Days Subtracted from Reserve CMA</u>

Section E
"H" ACTION CODES

H751 To Correct Erroneous Information And/Or Make Special Adjustments To Member's Segment 75

Purpose Action code H751 is used to correct or adjust [segment 75](#).

Expanded RECENTS Analysis Action code H751 in expanded RECENTS is described below.

Code	Element	Description/SDAII Field Name																		
01	Date (YYMMMDD)	Start Date of Segment 75 To Be Corrected. <u>Not Displayed</u>																		
02	Date (YYMMMDD)	Stop Date/Time <u>Not Displayed</u> (Time is set automatically)																		
03	1 Character (A, C etc.)	<u>Separation Type</u> <ul style="list-style-type: none"> • Applicable Codes are: <table style="margin-left: 20px; border: none;"> <tr> <td style="padding-right: 20px;">Code</td> <td>Meaning</td> </tr> <tr> <td>A</td> <td>Discharge</td> </tr> <tr> <td>B</td> <td>Resignation</td> </tr> <tr> <td>C</td> <td>Cancelled Enlistment</td> </tr> <tr> <td>D</td> <td>Relad</td> </tr> <tr> <td>E</td> <td>Retirement</td> </tr> <tr> <td>F</td> <td>Death</td> </tr> <tr> <td>G</td> <td>Sworn in as a Cadet</td> </tr> <tr> <td>H</td> <td>Fraudulent Enlistment</td> </tr> </table> 	Code	Meaning	A	Discharge	B	Resignation	C	Cancelled Enlistment	D	Relad	E	Retirement	F	Death	G	Sworn in as a Cadet	H	Fraudulent Enlistment
Code	Meaning																			
A	Discharge																			
B	Resignation																			
C	Cancelled Enlistment																			
D	Relad																			
E	Retirement																			
F	Death																			
G	Sworn in as a Cadet																			
H	Fraudulent Enlistment																			
04	1 Digit (0, 2 ect.)	<u>Type Of Segment 75</u> <ul style="list-style-type: none"> • Applicable Codes are: <table style="margin-left: 20px; border: none;"> <tr> <td style="padding-right: 20px;">Code</td> <td>Meaning</td> </tr> <tr> <td>0</td> <td>SOI for Retention</td> </tr> <tr> <td>1</td> <td>SOI for Separation</td> </tr> <tr> <td>2</td> <td>Retention Action</td> </tr> <tr> <td>3</td> <td>Separation Action</td> </tr> </table> 	Code	Meaning	0	SOI for Retention	1	SOI for Separation	2	Retention Action	3	Separation Action								
Code	Meaning																			
0	SOI for Retention																			
1	SOI for Separation																			
2	Retention Action																			
3	Separation Action																			
05	Date (YYMMMDD)	Annual Leave To Be Taken Prior to EXT/REEN/SEP (FROM) <u>Not Displayed</u>																		
06	Date (YYMMMDD)	Annual Leave To Be Taken Prior to EXT/REEN/SEP (TO) <u>Not Displayed</u>																		

Continued on next page

Section E
"H" ACTION CODES

H751 To Correct Erroneous Information And/Or Make Special Adjustments To Member's Segment 75, Continued

Code	Element	Description/SDAII Field Name
07	2 Characters (AI=INCONUS AO=OUTCONUS)	Type of Annual Leave To Be Taken <u>Not Displayed</u>
08	Date (YYMMMDD)	Annual Leave To Be Taken Prior to EXT/REEN/SEP (FROM) <u>Not Displayed</u>
09	Date (YYMMMDD)	Annual Leave To Be Taken Prior to EXT/REEN/SEP (TO) <u>Not Displayed</u>
10	2 Characters (AI=INCONUS AO=OUTCONUS)	Type of Annual Leave To Be Taken <u>Not Displayed</u>
11	3 Digits (10.0=10 Days etc.)	Saved Leave To Sell <u>Not Displayed</u>
12	3 Digits (10.0=10 Days etc.)	Regular Leave To Sell <u>Not Displayed</u>
13	Date (YYMMMDD)	Date of Separation <u>Not Displayed</u>
14	Date (YYMMMDD)	Date Entitled to SRB <u>Not Displayed</u>

Continued on next page

Section E
"H" ACTION CODES

H751 To Correct Erroneous Information And/Or Make Special Adjustments To Member's Segment 75, Continued

Code	Element	Description/SDAII Field Name
15	4 Digits (0506=5 Years, 6 Months)	Officer Severance Longevity <u>Not Displayed</u> <ul style="list-style-type: none"> This Element Code is the number of years and months of continuous active service from which an officer's severance pay is computed.
16	3 Digits (30.0=30 Days)	Leave Carried Forward <u>Not Displayed</u>
17	1 Digit (1, 3 etc.)	Number of Initial SRB Installments <u>Not Displayed</u>
18	1 Digit (6=Nonselection, 7=Unfitness or due to cause)	Officer Severance Object Code <u>Not Displayed</u>
19	1 Digit (0=Substandard, 1=Standard)	Standard of Performance <u>Not Displayed</u>
20	Max. 3 Character (E5, 03E etc.)	Disability Code (Highest Grade Held) <u>Not Displayed</u>
21	4 Digit (05.25=\$5.25)	\$ Amount of Health Insurance <u>Not Displayed</u> <ul style="list-style-type: none"> If this Element Code is used then Element Code 98 must be used.

Continued on next page

Section E
"H" ACTION CODES

H751 To Correct Erroneous Information And/Or Make Special Adjustments To Member's Segment 75, Continued

Code	Element	Description/SDAII Field Name
22	1 Digit (0=Substandard, 1=Standard)	Reserve Separation Code <u>Not Displayed</u>
23	1 Character (A, C etc.)	<u>Retention Type</u> <ul style="list-style-type: none"> • Applicable Codes are: <li style="padding-left: 20px;">Code Meaning <li style="padding-left: 20px;">A Extension <li style="padding-left: 20px;">B Re-Enlistment <li style="padding-left: 20px;">C Involuntary Retention, beyond normal expiration of enlistment <li style="padding-left: 20px;">D Extension of Active Duty Period for Reserve member or recalled retiree
24	Date (YYMMMDD)	Retention Date <u>Not Displayed</u>
25	4 Digits (0402=4 Years, 2 Months etc.)	Length of Reenlistment, Extension, Re-Extension <u>Not Displayed</u>
97	3 Digits (050, 072 etc.)	Total of Element Codes 01 through 25 <u>Not Displayed</u> <ul style="list-style-type: none"> • This Element Code must be used.
98	8 Digits (000005.25=5.25 etc.)	<u>Total In Element Code 21</u> <ul style="list-style-type: none"> • This Element Code must be used if Element Code 21 is used.

Section E
"H" ACTION CODES

H752 To Build SOI Segment For Separation TO Suspend Further Allotment And Net Pay Disbursements (Segment 75)

Purpose Action code H752 builds a [Statement of Intent \(SOI\) segment](#).

Expanded RECENTS Analysis Action code H752 in expanded RECENTS is described below.

Code	Element	Description/SDAII Field Name														
01	Date (YYMMDD)	<u>Separation Date</u>														
02	1 Character (A, B etc.)	<u>Separation Type</u>														
		Applicable Codes are:														
		<table style="margin-left: 40px;"> <thead> <tr> <th><u>Code</u></th> <th><u>Meaning</u></th> </tr> </thead> <tbody> <tr> <td>A</td> <td>Discharge</td> </tr> <tr> <td>B</td> <td>Resignation</td> </tr> <tr> <td>C</td> <td>Fraudulent Enlistment</td> </tr> <tr> <td>D</td> <td>Relad</td> </tr> <tr> <td>E</td> <td>Retirement or resume retired status</td> </tr> <tr> <td>I</td> <td>Deactivation</td> </tr> </tbody> </table>	<u>Code</u>	<u>Meaning</u>	A	Discharge	B	Resignation	C	Fraudulent Enlistment	D	Relad	E	Retirement or resume retired status	I	Deactivation
<u>Code</u>	<u>Meaning</u>															
A	Discharge															
B	Resignation															
C	Fraudulent Enlistment															
D	Relad															
E	Retirement or resume retired status															
I	Deactivation															

Section E
"H" ACTION CODES

H753 Adjust Information on Member's Payment Option Election (Segment 71)

Purpose Action code H753 adjusts a member's payment option election information in [Segment 71](#).

Expanded RECENTS Analysis Action code H753 in expanded RECENTS is described below.

Code	Element	Description/SDAII Field Name
01	9 Digits (101100155 etc.)	<u>Routing Number</u>
02	15 Digits (123456789876543 etc.)	<u>Account Number</u>
03	1 or 2 Digits (12 etc.)	Account Number, Remaining Two Digits <u>Not Displayed</u> <ul style="list-style-type: none">• This Element Code may only be used if Element Code 02 is used.• This Element can consist of 1 or 2 digits or may not be needed at all.
04	2 Digits C = Checking S = Savings	<u>Savings Code</u>

Section E
"H" ACTION CODES

H800 To Correct Erroneous Information And/Or Make Special Adjustment In An Allotment (Segment 54, 76, 77,78 or 79)

Purpose Action code H800 is used to correct or make adjustments to several segments.

Expanded RECENTS Analysis Action code H800 in expanded RECENTS is described below.

Code	Element	Description/SDAII Field Name	
01	3 digits (e. g. 015).	<u>Allotment Number</u>	
02	2 Alpha/Numeric Code (D1, S2 etc.)	<u>Purpose Code</u> <ul style="list-style-type: none"> This Element Code describes the purpose of allotment, e.g., Bonds, Support Savings etc, and is indicated in the 1st character. The 2nd character either a "1", for Individual Allotment or a "2" for Blanket Allotment. 	
Code	Description	Code	Description
B1	Purchase of US Series EE Savings	M2	Navy Mutual Aid Insurance
C2	Charitable Contrib. To Combined Federal Campaign Fund	M3	Navy Mutual Aid Insurance (EFT)
D1	Support of dependents (Not to Blanket Payee)	N1	NSLI and /or USGLI
D2	Support of Dependents (To Blanket Payee)	O1	Legal Allotment (Not to Blanket Payee)
D3	Support of Dependents	O2	Legal Allotment (To Blanket Payee)
G1	Purchase of us Series I Savings Bond	O3	Legal Allotment (EFT)
H1	Repayment of Home loan (Not to Blanket payee)	S2	Payment to Financial Institution
H2	Repayment of Home loan (To Blanket Payee)	SA	Stop All Allotments
H3	Repayment of Home Loan (EFT)	T1	Repayment of Indebtedness to US Gov't or Trustee
I1	Commercial Life Insurance (Not to Blanket Payee)	X2	Payment of Dues to Coast Guard Associations
L2	Loan Allotment (To blanket Payee)		

Continued on next page

Section E
"H" ACTION CODES

H800 To Correct Erroneous Information And/Or Make Special Adjustment In An Allotment (Segment 54, 76, 77,78 or 79), Continued

Code	Element	Description/SDAII Field Name
03	6 Digits (020100=2 Years, 1 Month, 0 Days)	<u>Start Date, Year And Month Deduction Began</u>
04	4 Digits (0504 = 2005 April) YYMM	<u>Stop Date, Year And Month Of Last Deduction</u>
05	Date (YYMMMDD)	<u>Change Date, 1st Year And Month Change To Be Effective</u> <ul style="list-style-type: none"> Use this Element Codes only when changing Segment 54, 76, 77 or 79.
06	Date (YYMMMDD)	<u>Net Change Amount, Monetary Difference Between Old And New Allotment</u> <ul style="list-style-type: none"> Use this Element Codes only when changing Segment 54, 76, 77 or 79. To indicate a decrease in amount in the Element Code use a minus (-) sign. (Example: to increase the amount by \$50.00 Element would be 0050.00, to decrease the amount by \$50.00 Element would be 0050.00-).
07	7 Digits 0712345 etc.	<u>Change Indicator</u> <ul style="list-style-type: none"> Use this Element Code only when changing Segment 54, 76, 77 or 79.
08	7 Digits 0712345 etc.	<u>Total Veap Allotment Contributions To Date</u> <ul style="list-style-type: none"> Use this Element Code only when changing Segment 54.

Continued on next page

Section E
"H" ACTION CODES

H800 To Correct Erroneous Information And/Or Make Special Adjustment In An Allotment (Segment 54, 76, 77,78 or 79), Continued

Code	Element	Description/SDAII Field Name	
09	7 Digits 0712345 etc.	<u>Conversion Flag For Individual And Blanket Allotments</u> <ul style="list-style-type: none"> Use this Element Code only when changing Segment 76 Allotment to a Segment 77 Allotment. 	
10	Alpha / numeric characters up to 15 for blanket allotment or up to 12 characters for individual allotment. (to blank out field use four zeros)	<u>Account/Insurance Policy Number-1st 15 Characters</u> <ul style="list-style-type: none"> Use this Element Code only when changing Segment 77, 79 or 76 where the payee is a Financial Institution or Insurance Company. If more room is needed to record information in the Element, use Element Code 94. 	
Code	Meaning	Code	Meaning
A	Death	P	Split Case (Reestablishment of Part of Allotment)
C	New Insurance	Q	Current Policy Change
D	Discontinue at Member's Request	T	Retired
G	Transfer to or from USGLI	U	Collection of Allotment Initiated by USCG
I	Waiver of Premium (VA Request)	V	Collection of Allotment Initiated by VA
J	Allotment Established in Error	W	Change or Addition (Current Allotment in Effect)
K	Disapproval by VA of Insurance	X	Renewal of Policy
N	Waiver Under 38 USC 724	Y	Change of Name
O	Miscellaneous (No Code for This Person)		

Continued on next page

Section E
"H" ACTION CODES

H800 To Correct Erroneous Information And/Or Make Special Adjustment In An Allotment (Segment 54, 76, 77,78 or 79), Continued

Code	Element	Description/SDAII Field Name
12	Alpha / numeric up to 15 characters	<u>Payee's Name, 1st 15 Characters</u> <ul style="list-style-type: none"> Use these Element Codes only when changing Segment 76. If the Segment 76 is payable to a Financial Institution, Insurance Company, or Government Agency, enter the name of the Institution or Agency. If the Segment 76 is payable to an individual, enter the complete first name, middle initial, and the last name of the individual; do not use titles such as Mr. Mrs. Ms. Etc. Use Element Code 13 only if Element Code 12 has been used.
13	Alpha / numeric up to 10 characters	<u>Payee's Name, Remaining 10 Characters</u> <ul style="list-style-type: none"> Use this Element Code only when changing Segment 76. If the Segment 76 is payable to a Financial Institution, Insurance Company, or Government Agency, enter the name of the Institution or Agency. If the Segment 76 is payable to an individual, enter the complete first name, middle initial, and the last name of the individual; do not use titles such as Mr. Mrs. Ms. Etc. Use Element Code 13 only if Element Code 12 has been used.
15	Alpha / numeric up to 15 characters	<u>1st Line Payee Address, 1st 15 Characters</u> <ul style="list-style-type: none"> Use this Element Code only when changing Segment 76. If the Segment 76 is payable to a Financial Institution, or Insurance Company, Element Codes 15 through 17 should show the name of the account or policy holder that corresponds with the account or policy in Element Code 10. If the Segment 76 is payable to a payee other than a Financial Institution, or Insurance Company, use Element Codes 15 through 17 to record 1st line address information. Use Element Code 16 & 17 only when Element Code 15 has been used.

Continued on next page

Section E
"H" ACTION CODES

H800 To Correct Erroneous Information And/Or Make Special Adjustment In An Allotment (Segment 54, 76, 77,78 or 79), Continued

Code	Element	Description/SDAII Field Name
16	Alpha / numeric up to 15 characters	<u>1st Line Payee Address, 2nd 15 Characters</u> <ul style="list-style-type: none"> Use this Element Code only when changing Segment 76. If the Segment 76 is payable to a Financial Institution, or Insurance Company, Element Codes 15 through 17 should show the name of the account or policy holder that corresponds with the account or policy in Element Code 10. If the Segment 76 is payable to a payee other than a Financial Institution, or Insurance Company, use Element Codes 15 through 17 to record 1st line address information. Use Element Code 16 & 17 only when Element Code 15 has been used.
17	Alpha / numeric up to 5 characters	<u>1st Line Payee Address, Remaining 5 Characters</u> <ul style="list-style-type: none"> Use this Element Code only when changing Segment 76. If the Segment 76 is payable to a Financial Institution, or Insurance Company, Element Codes 15 through 17 should show the name of the account or policy holder that corresponds with the account or policy in Element Code 10. If the Segment 76 is payable to a payee other than a Financial Institution, or Insurance Company, use Element Codes 15 through 17 to record 1st line address information. Use Element Code 16 & 17 only when Element Code 15 has been used.
18	Alpha / numeric up to 15 characters	<u>2nd Line Payee Address, 1st 15 Characters</u> <ul style="list-style-type: none"> Use this Element Code only when changing Segment 76. If the Segment 76 is payable to a Financial Institution, or Insurance Company, use Element Codes 18 through 20 should show the entire (one-line) street address. If Segment 76 is payable other than a Financial Institution or Insurance Company, Element Codes 18 through 20 should only be used if Element Codes 15 through 17 are insufficient for recording the entire street of P. O. Box address. Use Element Code 19 & 20 only when Element Code 18 has been used.

Continued on next page

Section E
"H" ACTION CODES

H800 To Correct Erroneous Information And/Or Make Special Adjustment In An Allotment (Segment 54, 76, 77,78 or 79), Continued

Code	Element	Description/SDAII Field Name
19	Alpha / numeric up to 15 characters	<u>2nd Line Payee Address, 2nd 15 Characters</u> • See Notes for VDE 18.
20	Alpha / numeric up to 5 characters	<u>2nd Line Payee Address, Remaining 5 Characters</u> • See Notes for VDE 18.
21	Alpha / numeric up to 15 characters	<u>3rd Line Payee City Address</u> • Use this Element Code only when changing Segment 76. When using a foreign country address, enter either "APO" or "FPO" in Element Code 21, and either "AA" (the Americas), "AE" (Europe), or "AP" (Pacific) in Element Code 22.
22	2 alpha characters	<u>3rd Line State Address</u> • See VDE 21.
23	5 or 9 characters (first 2 may be alpha)	<u>4th Line Address, Zip Code</u> • See VDE 21.
24	Enter "F"	<u>Foreign Indicator</u> • See VDE 21.
25	3 digit number (eg: 193)	<u>Blanket Payee Code – 3 Digit Number</u> • Use this Element Code only when changing Segment 77.
26	1 character alpha code	<u>Co-Owner/Beneficiary Designer</u> • Use this Element Code only when changing Segment 78.
27	9 digits	<u>Owner's Social Security Number</u> • Use this Element Code only when changing Segment 78.
28	Alpha / numeric up to 15 characters	<u>Bond Owner's Name, 1st 15 Characters</u> • Use this Element Code only when changing Segment 78.
29	Alpha / numeric up to 15 characters	<u>Bond Owner's Name, 2nd 15 Characters</u> • Use this Element Code only when changing Segment 78. • Use only when Element Code 28 is used.
30	1 character (Bond owners name remaining character)	<u>Bond Owner's Name, Remaining Character</u> • Use this Element Code only when changing Segment 78. • Use only when Element Code 28 is used.
31	Alpha / numeric up to 15 characters	<u>First Line Bond Allotment Address, 1st 15 Characters</u> • Use this Element Code only when changing Segment 78.

Continued on next page

Section E
"H" ACTION CODES

H800 To Correct Erroneous Information And/Or Make Special Adjustment In An Allotment (Segment 54, 76, 77,78 or 79), Continued

Code	Element	Description/SDAII Field Name
32	Alpha / numeric up to 10 characters	<u>First Line Bond Allotment Address, Remaining 10 Characters</u> <ul style="list-style-type: none"> • Use this Element Code only when changing Segment 78. • Use only when Element Code 31 is used.
33	Alpha / numeric up to 15 characters	<u>Second Line Bond Allotment Address, First 15 Characters</u> <ul style="list-style-type: none"> • Use this Element Code only when changing Segment 78. • Use only when Element Code 31 is used.
34	Alpha / numeric up to 10 characters	<u>Second Line Bond Allotment Address, Remaining 10 Characters</u> <ul style="list-style-type: none"> • Use this Element Code only when changing Segment 78. • Use only when Element Code 33 is used.
35	Alpha / numeric up to 14 characters	<u>Third Line Address City For Bond Allotments</u> <ul style="list-style-type: none"> • <u>Use this Element Code only when changing Segment 78.</u> • <u>When using a foreign country address, enter either "APO" or "FPO" in Element Code 35, and either "AA" (the Americas), "AE" (Europe), or "AP" (Pacific) in Element Code 37.</u>
37	2 alpha characters	<u>Third Line Address State For Bond Allotments</u> <ul style="list-style-type: none"> • <u>Use this Element Code only when changing Segment 78.</u>
38	5 or 9 digits	<u>Third Line Address Zip Code For Bond Allotments</u> <ul style="list-style-type: none"> • <u>Use this Element Code only when changing Segment 78.</u>
39	Alpha / numeric up to 15 characters	<u>Co-Owner/Beneficiary Name, 1st 15 Characters</u> <ul style="list-style-type: none"> • <u>Use this Element Code only when changing Segment 78.</u>
40	Alpha / numeric up to 12 characters	<u>Co-Owner/Beneficiary Name, Remaining 12 Characters</u> <ul style="list-style-type: none"> • <u>Use this Element Code only when changing Segment 78.</u> • Use only when Element Code 39 is used.
42	9 digits	<u>Co-Owner/Beneficiary SSN For Bond Allotment</u> <ul style="list-style-type: none"> • <u>Use this Element Code only when changing Segment 78.</u>
		•
		•

Continued on next page

Section E
"H" ACTION CODES

H800 To Correct Erroneous Information And/Or Make Special Adjustment In An Allotment (Segment 54, 76, 77,78 or 79), Continued

Code	Element	Description/SDAII Field Name
		•
46	Enter "R"	<u>Retroactive Indicator</u> • Use this Element Code only when changing Segment 79.
47	2 digits	<u>Number Of Retroactive Months</u> • Use this Element Code only when changing Segment 79.
48	Enter number "12"	<u>VEAP Allotment Establishment Code</u> • Use this Element Code when changing Segment 54.
49	1 digit	<u>VEAP Allotment Establishment Segment Indicator</u> • Use this Element Code when changing Segment 54.
50	Date (YYMM)	<u>1st Establishment Begin Date</u> • Use this Element Code when changing Segment 54.
51	Date (YYMM)	<u>1st Establishment End Date</u> • Use this Element Code when changing Segment 54.

Continued on next page

Section E
"H" ACTION CODES

H800 To Correct Erroneous Information And/Or Make Special Adjustment In An Allotment (Segment 54, 76, 77,78 or 79), Continued

Code	Element	Description/SDAII Field Name
52	7 digits, e.g., \$75.00 would be 00075.00	<u>1st Establishment Monthly Deduction</u> <ul style="list-style-type: none"> Use this Element Code when changing Segment 54.
53	Date (YYMMDD)	<u>2nd Establishment Begin Date</u> <ul style="list-style-type: none"> Use this Element Code when changing Segment 54.
54	Date (YYMMDD)	<u>2nd Establishment End Date</u> <ul style="list-style-type: none"> Use this Element Code when changing Segment 54.
55	7 digits e.g., \$75.00 would be 00075.00	<u>2nd Establishment Monthly Deduction</u> <ul style="list-style-type: none"> Use this Element Code when changing Segment 54.
56	Enter number "40"	<u>VEAP Allotment Recurring Code</u> <ul style="list-style-type: none"> Use this Element Code when changing Segment 54.
57	Date (YYMM)	<u>Current Allotment Begin Recurring Date</u> <ul style="list-style-type: none"> Use this Element Code when changing Segment 54.
58	Date (YYMM)	<u>VEAP Allotment Current Date</u> <ul style="list-style-type: none"> Use this Element Code when changing Segment 54.
59	Enter number "50"	<u>VEAP Termination Code</u> <ul style="list-style-type: none"> Use this Element Code when changing Segment 54.

Continued on next page

Section E
"H" ACTION CODES

H800 To Correct Erroneous Information And/Or Make Special Adjustment In An Allotment (Segment 54, 76, 77,78 or 79), Continued

Code	Element	Description/SDAII Field Name
60	2 alpha characters	<u>VEAP Termination Reason Code</u> <ul style="list-style-type: none"> • Use this Element Code when changing Segment 54.
61	Date (YYMM)	<u>VEAP Termination Date</u> <ul style="list-style-type: none"> • Use this Element Code when changing Segment 54.
62	Enter number "30"	<u>VEAP Proceeds Code</u> <ul style="list-style-type: none"> • Use this Element Code when changing Segment 54.
63	2 digits e.g., 12	<u>VEAP Proceeds Type</u> <ul style="list-style-type: none"> • Use this Element Code when changing Segment 54. • VEAP Proceeds Code, Type and Date are obtained from the VA Error Listing.
64	2 alpha / numeric characters	<u>VEAP Proceeds Reason Code</u> <ul style="list-style-type: none"> • Use this Element Code when changing Segment 54. • VEAP Proceeds Code, Type and Date are obtained from the VA Error Listing.
65	7 digits e.g., \$1500.00 would be 01500.00	<u>Veap Proceeds Amount VA</u> <ul style="list-style-type: none"> • Use this Element Code when changing Segment 54.
66	Date (YYMM)	<u>Veap Proceeds Date</u> <ul style="list-style-type: none"> • Use this Element Code when changing Segment 54. • VEAP Proceeds Code, Type and Date are obtained from the VA Error Listing.

Continued on next page

Section E
"H" ACTION CODES

H800 To Correct Erroneous Information And/Or Make Special Adjustment In An Allotment (Segment 54, 76, 77,78 or 79), Continued

Code	Element	Description/SDAII Field Name
67	7 digits e.g., \$1250.00 would be 01250.00	<u>Proceeds Amount Due USCG</u> <ul style="list-style-type: none"> Use this Element Code when changing Segment 54.
68	1 numeric character	<u>History Segment Indicator</u> <ul style="list-style-type: none"> Use this Element Code when changing Segment 54. If money is returned to USCG code is "0".
69	Date (YYMM)	<u>1st History Segment Begin Date</u> <ul style="list-style-type: none"> Use this Element Code when changing Segment 54. This is the first month the VA should apply release money.
70	Date (YYMM)	<u>1st History Segment End Date</u> <ul style="list-style-type: none"> Use this Element Code when changing Segment 54. This is the last month the VA should apply release money.
71	7 digits e.g., \$25.00 would be 00025.00	<u>1st History Segment Monthly Deduction</u> <ul style="list-style-type: none"> Use this Element Code when changing Segment 54.
72	Date (YYMM)	<u>2nd History Segment Begin Date</u> <ul style="list-style-type: none"> Use this Element Code when changing Segment 54.
73	Date (YYMM)	<u>2nd History Segment End Date</u> <ul style="list-style-type: none"> Use this Element Code when changing Segment 54.

Continued on next page

Section E
"H" ACTION CODES

H800 To Correct Erroneous Information And/Or Make Special Adjustment In An Allotment (Segment 54, 76, 77,78 or 79), Continued

Code	Element	Description/SDAII Field Name
74	7 digits e.g., \$35.00 would be 00035.00	<u>2nd History Segment Monthly Deduction</u> <ul style="list-style-type: none"> Use this Element Code when changing Segment 54.
75	Enter number "05"	<u>Correction Code</u> <ul style="list-style-type: none"> Use this Element Code when changing Segment 54.
76	9 characters	<u>Erroneous SSN</u> <ul style="list-style-type: none"> Use this Element Code when changing Segment 54.
77	Name (alpha numeric up to seven characters)	<u>Prior Stub Name (Old Name)</u> <ul style="list-style-type: none"> Use this Element Code when changing Segment 54.
78	Enter number "35"	<u>Retroactive (Retro) Code</u> <ul style="list-style-type: none"> Use this Element Code when changing Segment 54.
79	Enter "0T"	<u>Veap Retro Code</u> <ul style="list-style-type: none"> Use this Element Code when changing Segment 54.

Continued on next page

Section E
"H" ACTION CODES

H800 To Correct Erroneous Information And/Or Make Special Adjustment In An Allotment (Segment 54, 76, 77,78 or 79), Continued

Code	Element	Description/SDAII Field Name
80	7 digits e.g., \$35.00 would be 00035.00	<u>Retroactive Amount Due VA</u> <ul style="list-style-type: none"> Use this Element Code when changing Segment 54.
81	7 digits e.g., \$35.00 would be 00035.00	<u>Retroactive Amount Due USCG</u> <ul style="list-style-type: none"> Use this Element Code when changing Segment 54.
82	1 digit	<u>Retroactive Segment Indicator</u> <ul style="list-style-type: none"> Use this Element Code when changing Segment 54.
83	Date (YYMM)	<u>1st Retroactive Segment Begin Date</u> <ul style="list-style-type: none"> Use this Element Code when changing Segment 54.
84	Date (YYMM)	<u>1st Retroactive Segment End Date</u> <ul style="list-style-type: none"> Use this Element Code when changing Segment 54.
85	7 digits e.g., \$35.00 would be 00035.00	<u>1st Retroactive Segment Retro Begin Date</u> <ul style="list-style-type: none"> Use this Element Code when changing Segment 54.
86	Date (YYMM)	<u>2nd Retroactive Segment Begin Date</u> <ul style="list-style-type: none"> Use this Element Code when changing Segment 54.

Continued on next page

Section E
"H" ACTION CODES

H800 To Correct Erroneous Information And/Or Make Special Adjustment In An Allotment (Segment 54, 76, 77,78 or 79), Continued

Code	Element	Description/SDAII Field Name
87	Date (YYMM)	<u>2nd Retroactive Segment End Date</u> <ul style="list-style-type: none"> Use this Element Code when changing Segment 54.
88	7 digits e.g., \$35.00 would be 00035.00	<u>2nd Retroactive Segment Retro Amount</u> <ul style="list-style-type: none"> Use this Element Code when changing Segment 54.
89	Enter "D"	<u>Definite Period Indicator</u> <ul style="list-style-type: none"> Use this Element Code only when changing Segment 76 or 77 for Blanket or Individual Allotment only.
90	6 digits e.g., \$2700.00 would be 2700.00	<u>Total Amount Of Lump Sum Payment</u> <ul style="list-style-type: none"> Use this Element Code only when changing Segment 54.
91	6 digits e.g., \$1200.00 would be 1200.00	<u>E-Allotment Amount In The Fixed Date Area</u> <ul style="list-style-type: none"> Use this Element Code only when changing Segment 00 (Page 1 of Pay). You must also use Element Code 97, 98, and 99 with this Element Code. If the only Element Code is Element Code 91, then Element Code 97, 98, 99 must also be used. Otherwise, Element Codes 01, 02, 97 and 99 must always be used.

Continued on next page

Section E
"H" ACTION CODES

H800 To Correct Erroneous Information And/Or Make Special Adjustment In An Allotment (Segment 54, 76, 77,78 or 79), Continued

Code	Element	Description/SDAII Field Name
92	Routing Number of the Bank or Financial Institution including Check Digit (9 Digits)	<u>Routing Number And Check Digit</u> <ul style="list-style-type: none"> Use this Element code only when changing Segment 77 (DD/EFT allotment).
93	Savings Code C= Checking S=Savings	<u>Saving Code</u> <ul style="list-style-type: none"> Use this Element code only when changing Segment 77 (DD/EFT allotment).
94	Alpha / numeric up to 5 characters	<u>Account/Insurance Policy Number-Remaining 5 Characters</u> <ul style="list-style-type: none"> Use this Element Code only when changing Segment 77, 79, or 76 to Financial Institution or insurance Company. Use this Element Code only when Element Code 10 is used.
95	1 Alpha Character W = Eligible Blank = Ineligible	<u>Kicker Eligibility</u> <ul style="list-style-type: none"> Use Element Codes 95 and/or 96 to change a segment 63. If VDE's 95 or 96 are used, then VDE's 01, 02, 97 and 99 also must be used. If VDE's 95 or 96 are used, then VDE 02 must be F1.
96	3 Alpha Characters (Maximum of three)	<u>Kicker Rating</u> <ul style="list-style-type: none"> Use Element Codes 95 and/or 96 to change a segment 63. If VDE's 95 or 96 are used, then VDE's 01, 02, 97 and 99 also must be used. If VDE's 95 or 96 are used, then VDE 02 must be F1.
97	3 digits	<u>Total Of All Element Codes Used Less Than 97</u>
98	8 digits total and minus sign if necessary	<u>Total Of All Elements In Element Codes 06, 08, 43, 44, 52, 55, 65, 67, 71, 74, 80, 81, 85, 88, 90 and 91</u>

Section E
"H" ACTION CODES

H801 LUMP SUM VEAP PAYMENT

Purpose Action code H801 records a member's lump sum VEAP payment.

Expanded RECENTS Analysis Action code H801 in expanded RECENTS is described below.

Code	Element	SDAII Field Name
01	2 Digits (12, 35 etc.)	<u>Transaction Code</u> <ul style="list-style-type: none"> • Applicable codes are: <li style="padding-left: 20px;"><u>Code</u> <u>Meaning</u> <li style="padding-left: 20px;">12 Member has no previous "E" allotment in effect. <li style="padding-left: 20px;">35 Member has a previous "E" allotment in effect.
02	6 Digits (1200.00=\$1200.00)	<u>Total Lump Sum Payment</u>
03	"1"	Retroactive Segment Indicator/ <u>Not Displayed in SDA II</u>
04	Date (4 Digits) (YYMM)	<u>Begin-Date Year</u>
05	Date (4 Digits) (YYMM)	<u>End-Date Year</u>
06	5 Digits (10000=\$100.00)	<u>Monthly Amount</u>
98	6 Digits (120000=\$1200.00)	Total of element in element codes 02 and 06/ <u>Not Displayed in SDA II</u>

Section E
"H" ACTION CODES

H810 Build A Dependent Dental Insurance Segment/Correct Selected Fields Of An Existing Dental Insurance Segment

Purpose Action code H810 was used to build a [family member dental plan segment](#) or correct an existing segment. This action code will not be used after 01 March 2001. Deductions for TRICARE dental will by allotment and input by a civilian contractor.

Expanded RECENTS Analysis Action code H810 in expanded RECENTS is described below.

Code	Element	Description/SDAII Field Name										
01	(Y = Yes, N = No, to Correct Old One)	<u>Create a New Segment</u> <ul style="list-style-type: none"> If this Element Code is used, then Element Codes 04 Through 09 must also be used. 										
02	Date (YYMMDD)	<u>Start Date of Existing Segment</u> <ul style="list-style-type: none"> These Element Codes must be used together. If Element Codes 02 and 03 are used, then any combination of element codes 04 through 10 are allowed. If these Element Codes are used, it will change the segment with the date in Element Code 02 and any segments with a later date. 										
03	1 Alpha/Numeric Code	<u>Old Premium Code</u> <ul style="list-style-type: none"> These Element Codes must be used together. If Element Codes 02 and 03 are used, then any combination of element codes 04 through 10 is allowed. If these Element Codes are used, the segment will change the with the date in Element Code 02 and any other segments with a later date. This Element Code is used to record the old premium code for the segment fields being used. See VDE 04 for applicable codes. 										
04	1 Alpha/Numeric Code	<u>Premium Code</u> <ul style="list-style-type: none"> If these Element Codes are used, it will change the segment with the date in Element Code 02 and any segments with a later date. Applicable Codes are: <table border="0" style="margin-left: 20px;"> <thead> <tr> <th style="text-align: left;"><u>Code</u></th> <th style="text-align: left;"><u>Meaning</u></th> </tr> </thead> <tbody> <tr> <td>0</td> <td>Non – Participating (Not Eligible for coverage)</td> </tr> <tr> <td>1</td> <td>Single Code (Dependent is four years or older)</td> </tr> <tr> <td>2</td> <td>Family Code (2 or more dependents are 4 or older)</td> </tr> <tr> <td>3</td> <td>Single Code (Dependent is under 4 years of age.</td> </tr> </tbody> </table> 	<u>Code</u>	<u>Meaning</u>	0	Non – Participating (Not Eligible for coverage)	1	Single Code (Dependent is four years or older)	2	Family Code (2 or more dependents are 4 or older)	3	Single Code (Dependent is under 4 years of age.
<u>Code</u>	<u>Meaning</u>											
0	Non – Participating (Not Eligible for coverage)											
1	Single Code (Dependent is four years or older)											
2	Family Code (2 or more dependents are 4 or older)											
3	Single Code (Dependent is under 4 years of age.											

Continued on next page

Section E
"H" ACTION CODES

H810 Build A Dependent Dental Insurance Segment/Correct Selected Fields Of An Existing Dental Insurance Segment,
Continued

Code	Element	Description/SDAII Field Name																				
04 (Continued)	1 Alpha/ Numeric Code	<p><u>Premium Code</u></p> <ul style="list-style-type: none"> If these Element Codes are used, it will change the segment with the date in Element Code 02 and any segments with a later date. Applicable Codes are: <table> <thead> <tr> <th><u>Code</u></th> <th><u>Meaning</u></th> </tr> </thead> <tbody> <tr> <td>5</td> <td>Single Code (1 remote dependent covered/others not)</td> </tr> <tr> <td>6</td> <td>Family Code (Mult. Remote depts covered others not)</td> </tr> <tr> <td>7</td> <td>Non-participating (member not submitted dntl doc)</td> </tr> <tr> <td>8</td> <td>Non-participating (not eligible because OUTCONUS)</td> </tr> <tr> <td>9</td> <td>Non-participating (terminated or waived coverage)</td> </tr> <tr> <td>R</td> <td>Single Code (Out CONUS returnee, member has one eligible member regardless of age)</td> </tr> <tr> <td>S</td> <td>Family Code (Out CONUS returnee, member has one family remotely located from other family members)</td> </tr> <tr> <td>T</td> <td>Single Code (Out CONUS returnee, member has 2 or more family members remotely located from other family members)</td> </tr> <tr> <td>U</td> <td>Family Code (Out CONUS returnee, member has 2 or more family members remotely located from other family members)</td> </tr> </tbody> </table>	<u>Code</u>	<u>Meaning</u>	5	Single Code (1 remote dependent covered/others not)	6	Family Code (Mult. Remote depts covered others not)	7	Non-participating (member not submitted dntl doc)	8	Non-participating (not eligible because OUTCONUS)	9	Non-participating (terminated or waived coverage)	R	Single Code (Out CONUS returnee, member has one eligible member regardless of age)	S	Family Code (Out CONUS returnee, member has one family remotely located from other family members)	T	Single Code (Out CONUS returnee, member has 2 or more family members remotely located from other family members)	U	Family Code (Out CONUS returnee, member has 2 or more family members remotely located from other family members)
<u>Code</u>	<u>Meaning</u>																					
5	Single Code (1 remote dependent covered/others not)																					
6	Family Code (Mult. Remote depts covered others not)																					
7	Non-participating (member not submitted dntl doc)																					
8	Non-participating (not eligible because OUTCONUS)																					
9	Non-participating (terminated or waived coverage)																					
R	Single Code (Out CONUS returnee, member has one eligible member regardless of age)																					
S	Family Code (Out CONUS returnee, member has one family remotely located from other family members)																					
T	Single Code (Out CONUS returnee, member has 2 or more family members remotely located from other family members)																					
U	Family Code (Out CONUS returnee, member has 2 or more family members remotely located from other family members)																					
05	1 Character (A, B or V)	<p><u>Status Code</u></p> <ul style="list-style-type: none"> Applicable Codes are: <table> <thead> <tr> <th><u>Code</u></th> <th><u>Meaning</u></th> </tr> </thead> <tbody> <tr> <td>A</td> <td>Active Duty</td> </tr> <tr> <td>B</td> <td>Recalled from retirement</td> </tr> <tr> <td>V</td> <td>Reserve (full time support)</td> </tr> </tbody> </table>	<u>Code</u>	<u>Meaning</u>	A	Active Duty	B	Recalled from retirement	V	Reserve (full time support)												
<u>Code</u>	<u>Meaning</u>																					
A	Active Duty																					
B	Recalled from retirement																					
V	Reserve (full time support)																					
06	1 Character	<p><u>Branch of Service</u></p> <p>P = Coast Guard I = NOAA</p>																				
07	Date (YYMMDD)	<p><u>Premium Start Date</u></p> <ul style="list-style-type: none"> Element Code 7 represents the start date of the current amount of deduction. Whenever the amount of the deduction changes due to a change in coverage, the premium start date should change to reflect the start date of the new deduction amount. The premium start date date remains the same for rate changes. The date should always be the first day of the month unless segment 61 is built during the accession month. During the accession month, the EFFDT-DY on page 1 of the member's PMIS/JUMPS file Fixed Data Area should be used as the premium start date. 																				

Continued on next page

Section E
"H" ACTION CODES

H810 Build A Dependent Dental Insurance Segment/Correct Selected Fields Of An Existing Dental Insurance Segment,
Continued

Expanded RECENTS Analysis (continued)

Code	Element	Description/SDA II Field Name																		
08	Date (YYMMDD)	<u>Plan Date</u> <ul style="list-style-type: none"> • Element Code 8 represents the date the premium code became a participating code. The purpose of the date is to ensure that the number was in the dental program for a minimum of two years prior to terminating the dental program except if a PCS move is made. • Element Code 08 should always be the first of the month unless segment 61 is built during the accession month. During the accession month, the EFFDT-DY on page 1 of the member's PMIS/JUMPS file Fixed Data Area should be used as the plan date. 																		
09	3 to 5 Alpha/ Numeric	<u>Authority</u> DRS = DEERS, DPO = Dental Project Officer																		
10	1 Character (A, B, etc.)	<u>Stop Coverage Code</u> VDE 10 must be used if disenrolling a member. Valid codes are: <table style="width: 100%; border-collapse: collapse;"> <thead> <tr> <th style="text-align: left; border-bottom: 1px solid black;">Code</th> <th style="text-align: left; border-bottom: 1px solid black;">Meaning</th> </tr> </thead> <tbody> <tr> <td>A</td> <td>Dissatisfied with benefits package</td> </tr> <tr> <td>B</td> <td>Dissatisfied with claims processing</td> </tr> <tr> <td>C</td> <td>Dissatisfied with the quality of treatment received</td> </tr> <tr> <td>D</td> <td>Dissatisfied with the premium amount</td> </tr> <tr> <td>E</td> <td>Satisfied, but disenrolling for personal reasons</td> </tr> <tr> <td>F</td> <td>Change in duty station – OUTCONUS</td> </tr> <tr> <td>G</td> <td>Change in duty station – CONUS transfer more than 50 miles and family members have access to space available care at a MTF. The effective date of the termination must be no later than 90 days after reporting to the new PDS.</td> </tr> <tr> <td>J</td> <td>No eligible family members</td> </tr> </tbody> </table>	Code	Meaning	A	Dissatisfied with benefits package	B	Dissatisfied with claims processing	C	Dissatisfied with the quality of treatment received	D	Dissatisfied with the premium amount	E	Satisfied, but disenrolling for personal reasons	F	Change in duty station – OUTCONUS	G	Change in duty station – CONUS transfer more than 50 miles and family members have access to space available care at a MTF. The effective date of the termination must be no later than 90 days after reporting to the new PDS.	J	No eligible family members
Code	Meaning																			
A	Dissatisfied with benefits package																			
B	Dissatisfied with claims processing																			
C	Dissatisfied with the quality of treatment received																			
D	Dissatisfied with the premium amount																			
E	Satisfied, but disenrolling for personal reasons																			
F	Change in duty station – OUTCONUS																			
G	Change in duty station – CONUS transfer more than 50 miles and family members have access to space available care at a MTF. The effective date of the termination must be no later than 90 days after reporting to the new PDS.																			
J	No eligible family members																			

Section E
"H" ACTION CODES

H851 To Convert An Individual Allotment To A Blanket Allotment

Purpose Action code H851 is used to convert an individual allotment to a blanket allotment.

Input Site The L67B H851 is input by PSC only.

Expanded RECENTS Analysis Action code H851 in expanded RECENTS is described below.

Code	Element	Description/SDAII Field Name
01	3 Digits (001, 002 etc.)	<u>Allotment Number</u>
02	3 Digits (123 etc.)	<u>Blanket Payee Code</u>
03	6 Digits (010000=\$100.00)	<u>Monthly Deduction</u>
04	5 Alpha/Numeric Characters (WOACG, WICFC etc.)	Premium Code <u>Not Displayed in SDA II</u>

Section E
"H" ACTION CODES

H875 Correct Erroneous Information in and/or Make Deletions to the Special Enlistment Program/Selective Reenlistment Bonus (SEP/SRB) Segment 42

Purpose Action code H875 is used to correct, delete or adjust Special Enlistment or Reenlistment Bonus information.

Expanded RECENTS Analysis Action code H875 in expanded RECENTS is described below.

Code	Element	Description/SDAII Field Name
01	7 Digits (00500.00=\$500.00)	Total Amount Of Original SRB
02	Date (YYMMMDD)	Start Date Of Original SRB
03	Date (YYMMMDD)	Stop Date Of SRB
10	Date (YYMMMDD)	Date Of Recoupment
11	7 Digits (05000.00=\$5000.00)	Amount Of Recoupment
12	Date (YYMMMDD)	Date Of Next Installment
13	7 Digits	Total Number Of Corrected SRB
14	1 Digit	Total Number Of Installments
15	7 Digits (00500.00=\$500.00)	Installment Amount 1
16	7 Digits (00500.00=\$500.00)	Installment Amount 2
17	7 Digits (00500.00=\$506.00)	Installment Amount 3
18	7 Digits (00500.00=\$500.00)	Installment Amount 4
19	7 Digits (00500.00=\$500.00)	Installment Amount 5
20	7 Digits (00500.00=\$500.00)	Installment Amount 6

Continued on next page

Section E
"H" ACTION CODES

H875 Correct Erroneous Information in and/or Make Deletions to the Special Enlistment Program/Selective Reenlistment Bonus (SEP/SRB) Segment 42, Continued

Expanded RECENTS Analysis (continued)

Code	Element	Description/SDA II Field Name
21	Date (YYMMMDD)	Installment Date 1
22	Date (YYMMMDD)	Installment Date 2
23	Date (YYMMMDD)	Installment Date 3
24	Date (YYMMMDD)	Installment Date 4
25	Date (YYMMMDD)	Installment Date 5
26	Date (YYMMMDD)	Installment Date 6
27	1 Digit (1 or 0)	Installment Compute Flag 1
28	1 Digit (1 or 0)	Installment Compute Flag 2
29	1 Digit (1 or 0)	Installment Compute Flag 3
30	1 Digit (1 or 0)	Installment Compute Flag 4
31	1 Digit (1 or 0)	Installment Compute Flag 5
32	1 Digit (1 or 0)	Installment Compute Flag 6
33	Date (YYMMMDD)	Retro Date
34	7 Digits (00500.00=\$500.00)	Retro Amount Due
35	1 Digit (1 or 0)	Retro Compute Flag
36	1 Digit (1 or 0)	Suspend Flag
37	Date (YYMMMDD)	Suspend Date
97	3 Digits (250, 370 etc.)	Total Of All Element Codes Used Less Than 97
98	8 Digits (005000.00=\$5000.00)	Total Of Elements In Element Codes 01, 11, 13, 15,16, 17, 18, 19, 20 And 34

Section E
"H" ACTION CODES

H876 Delete Erroneous Statement of Intent

Purpose Action code H876 is used to delete a Statement of Intent.

Expanded RECENTS Analysis Action code H876 in expanded RECENTS is described below.

Code	Element	Description/SDAII Field Name
01	Date (YYMMMDD)	<u>Start Date</u>
02	Separation Date (YYMMMDD)	<u>Separation Date</u>

Section E
"H" ACTION CODES

H960 Reserve Transition Benefits

Purpose Action code H960 is used to record reserve transition benefits.

Expanded RECENTS Analysis Action code H960 in expanded RECENTS is described below.

Code	Element	SDAII Field Name										
01	Date (YYMMMDD)	<u>RTB Letter Receipt Date By Member.</u>										
02	Date (YYMMMDD)	<u>RTB Letter Return Date to HQ</u> <ul style="list-style-type: none"> Element codes 02 and 03 are used together. 										
03	“A” = Accept “D” = Decline	<u>RTB Letter Return Date to HQ</u> <ul style="list-style-type: none"> Element codes 02 and 03 are used together. 										
04	1 Character (L, X etc.)	<u>RTB Option</u> <ul style="list-style-type: none"> Element codes 04 and 05 are used together. Appropriate Codes are: <table style="margin-left: 20px;"> <thead> <tr> <th><u>Code</u></th> <th><u>Meaning</u></th> </tr> </thead> <tbody> <tr> <td>L</td> <td>Separation Pay – 6 to less than 15 years of service</td> </tr> <tr> <td>Q</td> <td>Early qualification for retirement pay at age 60 (involuntary separation)</td> </tr> <tr> <td>X</td> <td>Other</td> </tr> <tr> <td>W</td> <td>Not applicable (used for non-eligible reserve member)</td> </tr> </tbody> </table>	<u>Code</u>	<u>Meaning</u>	L	Separation Pay – 6 to less than 15 years of service	Q	Early qualification for retirement pay at age 60 (involuntary separation)	X	Other	W	Not applicable (used for non-eligible reserve member)
<u>Code</u>	<u>Meaning</u>											
L	Separation Pay – 6 to less than 15 years of service											
Q	Early qualification for retirement pay at age 60 (involuntary separation)											
X	Other											
W	Not applicable (used for non-eligible reserve member)											
05	Date (YYMMMDD)	<u>RTB Eligibility Date</u> <ul style="list-style-type: none"> Element codes 04 and 05 are used together. 										

Section E
"H" ACTION CODES

H970 Retirement Points Update Correction

Purpose Action code H970 updates reserve retirement points.

Expanded RECENTS Analysis Action code H970 in expanded RECENTS is described below.

Code	Element	Description/SDAII Field Name																																				
01	Date/Date (YYMMMDDYYMMMDD)	<u>Active Duty Start/Stop Date</u>																																				
02	Date/Date (YYMMMDDYYMMMDD)	<u>Reserve Duty Start/Stop Date</u>																																				
03	Date (YYDDDDMM)	<u>Correct - Start Date</u>																																				
04	Date (YYDDDDMM)	<u>Delete - Start Date</u> This Element Code will delete (swap) a Reserve Points Segment containing the start date input.																																				
21	1 Character (B, E, etc.)	<u>Service Code</u> <table border="1" style="width: 100%; border-collapse: collapse;"> <thead> <tr> <th>Code</th> <th>Meaning</th> <th>Code</th> <th>Meaning</th> <th>Code</th> <th>Meaning</th> </tr> </thead> <tbody> <tr> <td>A</td> <td>USCG</td> <td>F</td> <td>USAR</td> <td>K</td> <td>USPHS</td> </tr> <tr> <td>B</td> <td>USCGR</td> <td>G</td> <td>USAF</td> <td>L</td> <td>NGUS</td> </tr> <tr> <td>C</td> <td>USN</td> <td>H</td> <td>USAFR</td> <td>M</td> <td>NOAA</td> </tr> <tr> <td>D</td> <td>USNR</td> <td>I</td> <td>USMC</td> <td>Z</td> <td>Other -AC</td> </tr> <tr> <td>E</td> <td>USA</td> <td>J</td> <td>USMCR</td> <td></td> <td></td> </tr> </tbody> </table>	Code	Meaning	Code	Meaning	Code	Meaning	A	USCG	F	USAR	K	USPHS	B	USCGR	G	USAF	L	NGUS	C	USN	H	USAFR	M	NOAA	D	USNR	I	USMC	Z	Other -AC	E	USA	J	USMCR		
Code	Meaning	Code	Meaning	Code	Meaning																																	
A	USCG	F	USAR	K	USPHS																																	
B	USCGR	G	USAF	L	NGUS																																	
C	USN	H	USAFR	M	NOAA																																	
D	USNR	I	USMC	Z	Other -AC																																	
E	USA	J	USMCR																																			
31	3 Digits (019 etc.)	<u>ADT-AT, IADT, ADSW-AC, ADSW-RC, ADT-OTD Points</u>																																				
32	3 Digits (019 etc.)	<u>Appropriate Duty Points</u>																																				
33	3 Digits (019 etc.)	<u>IDT points</u>																																				
41	2 Digits (01, 02 etc.)	<u>Deletion – Correspondence Course</u>																																				
42	15 Alpha/Numeric (e.g. 432LAWENFORCEME)	<u>Corr Course Number Name</u>																																				
43	Date (YYMMMDD)	<u>Course Completion Date</u>																																				
44	2 Digits (05, 09 etc.)	<u>Number of Points Earned</u>																																				

Section E
"H" ACTION CODES

H987 Reserve Duty Correction Document

Purpose Action code H987 is used to correct reserve duty.

Discussion An H987 can be submitted to correct segment 01s and reserve points information for periods of duty after 31 December 1991. Edits for VDC 02 allow the VDE start date to be prior to 92JAN01 for Reserve Active Duty periods, but the stop date must be 92JAN01 or later.

Note: When VDC 02 is being used to correct Inactive Duty For Training or Appropriate Duty, the VDE start/stop dates must be the same.

Depending upon VDCs used, the H987 will build or swap a segment 01 in the member's account. The member's Retirement Points Information in segment 00, page 3 and segment 81s will not be fully updated until an end -of-month compute cycle has run.

The member must have segment 81(s) in his/her account, which corresponds to the duty period input on the H987. Also, the corresponding segment 81(s) must contain a Reserve Service Code.

Separate H987s are needed for each day of Inactive Duty for Training or Appropriate Duty to be corrected. Separate H987s are also needed for each continuous period of Reserve Active Duty to be corrected.

**Expanded
RECENTS
Analysis**

Action code H987 in expanded RECENTS is described below.

Code	Element	Description/SDAII Field Name
01	Date/Date (YYMMDD)	<u>Deletion – Segment Start Date</u>
02	Date/Date (YYMMDDYYMMDD)	<u>Duty Start/Stop Date</u>
11	1 Character (A, D etc.)	<u>Duty Type Code</u> Refer to page 2-B-3 of the manual for code listing.

Continued on next page

Section E
"H" ACTION CODES

H987 Reserve Duty Correction Document, Continued

Code	Element	SDAII Field Name
12	2 Characters (AA, MM etc.)	<u>Program Designater 1</u> <ul style="list-style-type: none">• Program Designation Codes may be found in the Mode/Program Table; Chapter 2-B of this manual
13	3 Digits (AA, MM etc.)	<u>Program Designater 2</u> <ul style="list-style-type: none">• Program Designation Codes may be found in the Mode/Program Table; Chapter 2-B of this manual
21	2 Characters (1P, 3A etc.)	<u>Duty Type/Pay & Allowance Code</u> <ul style="list-style-type: none">• Codes may be found in Chapter 2-B of this manual.
22	2 Characters (EE, NN etc.)	<u>Pay and Allowance Mode Code</u> <ul style="list-style-type: none">• Program Designation Codes may be found in the Mode/Program Table; Chapter 2-B of this manual

Section E
"H" ACTION CODES

H988 Reserve Duty Correction

Purpose Action code H988 records reserve retirement information.

Expanded RECENTS Analysis Action code H988 in expanded RECENTS is described below.

Code	Element	Description/SDAII Field Name										
01	Date (YYMMMD)	<u>20 Year Letter Issued</u> . Codes 07 and 08 must always be used when this code is present. The date in code 08 must be the same as in code 01.										
02	Date (YYMMMD)	<u>15-19 Year Letter Issued</u>										
03	1 Character	<u>Retirement Points Reason Code</u> <table border="0"> <tr> <td><u>Code</u></td> <td><u>Meaning</u></td> </tr> <tr> <td>5</td> <td>Corrected annual statement</td> </tr> <tr> <td>6</td> <td>Corrected separation</td> </tr> <tr> <td>7</td> <td>Corrected entered extended active duty</td> </tr> <tr> <td>8</td> <td>Corrected transfer to ISL or retired</td> </tr> </table>	<u>Code</u>	<u>Meaning</u>	5	Corrected annual statement	6	Corrected separation	7	Corrected entered extended active duty	8	Corrected transfer to ISL or retired
<u>Code</u>	<u>Meaning</u>											
5	Corrected annual statement											
6	Corrected separation											
7	Corrected entered extended active duty											
8	Corrected transfer to ISL or retired											
04	Date (YYMMMD)	<u>Points Verified</u> .										
07	1 Character	<u>RCSBP Election Code</u> . Code "C" must be used if codes 01 and 08 are used. <table border="0"> <tr> <td><u>Code</u></td> <td><u>Meaning</u></td> </tr> <tr> <td>A</td> <td>Member defers a survivor-annuity election or declines coverage until age 60.</td> </tr> <tr> <td>B</td> <td>Member provides deferred survivor annuity that begins on the member's 60th birthday, or on the day after the member's death, whichever is later.</td> </tr> <tr> <td>C</td> <td>Member elects to provide an immediate survivor annuity beginning on the day after the member's death.</td> </tr> </table>	<u>Code</u>	<u>Meaning</u>	A	Member defers a survivor-annuity election or declines coverage until age 60.	B	Member provides deferred survivor annuity that begins on the member's 60 th birthday, or on the day after the member's death, whichever is later.	C	Member elects to provide an immediate survivor annuity beginning on the day after the member's death.		
<u>Code</u>	<u>Meaning</u>											
A	Member defers a survivor-annuity election or declines coverage until age 60.											
B	Member provides deferred survivor annuity that begins on the member's 60 th birthday, or on the day after the member's death, whichever is later.											
C	Member elects to provide an immediate survivor annuity beginning on the day after the member's death.											
08	Date (YYMMMD)	<u>RCSBP Election Date</u> . If used with code 01, the date must be same as in code 01.										

Note: Code 07 and 08 may be entered without Code 01, but Code 01 cannot be entered without 07 and 08. When Code 07 and 08 are entered without Code 01, the RCSBP Election code in 07 may be A, B, or C and the date in 08 is changed to reflect the new election

Section E
"H" ACTION CODES

H997 Processed H222 (Officer Integration or Promotion)

Purpose

Action code H997 represents an action code H222 following processing.

Section E
"H" ACTION CODES

H998 Suspend Pay and Allowances, Leave Accrual

Purpose Action code H998 is used to suspend a member's pay, allowances and leave accrual.

Expanded RECENTS Analysis Action code H998 in expanded RECENTS is described below.

Code	Element	Description/SDAII Field Name
01	Date (YYMMDD)	<u>Constructed Suspend Date for Leave Non-Accrual</u>

Section F
"P" ACTION CODES

Section Overview

Introduction This section lists the purpose, variable data elements and element code descriptions for "P" transactions as they appear in the Recent Transaction File (RECENTS).

In this section

Action Code	Purpose	See Page
P102	Change Cost Center Code/Billet Control Number	6-F-3
P105	Establish Aviation Service Information and Start ACIP	6-F-4
P112	Adjust or Verify Pay Base Date, Adjust Active Duty Base Date, Adjust Reserve Anniversary Date, Adjust Cumulative Sea Time, Record Prior Military Service History, Record Prior Sea Duty History	6-F-5
P123	Deductible Time (No longer used)	6-F-8
P154	Acceptance of Agreement To Voluntarily Extend Enlistment	6-F-9
P159	Acceptance of Agreement To Voluntarily Re-Extend Enlistment	6-F-10
P176	Retained Beyond Normal Expiration of Enlistment	6-F-11
P187	Cancellation of Voluntary Extension/Re-Extension of Enlistment Previously Reported on Personnel Action P154/P159	6-F-12
P191	Amend Expected Active Duty Termination Date	6-F-13
P192	Report Additional Active Duty Authorized (No Break)	6-F-14
P193	Retirement With Immediate Recall to Active Duty	6-F-16
P198	Begin Service Under Voluntary Extension of Enlistment	6-F-17
P199	Begin Service Under Voluntary Re-Extension of Enlistment	6-F-18
P203	Discharged	6-F-19
P205	Resumption Of Enlisted Status Upon Resignation As Cadet	6-F-22
P214	Appointment Terminated	6-F-23
P216	Resumption of Enlisted Status Upon Termination of Appointment as a Temporary Officer	6-F-24
P230	Record Reserve MGIB Eligibility Status	6-F-25
P231	Declared Missing	6-F-27
P232	Returned From Missing	6-F-28
P240	Declared a Deserter	6-F-29
P253	Enlistment Cancelled	6-F-30
P266	Died	6-F-31
P341	Completed School	6-F-32

Continued on next page

Section F
"P" ACTION CODES

Section Overview, Continued

Action Code	Purpose	See Page
P357	Member Became a U. S. Citizen	6-F-33
P400	Member Begins Unauthorized Absence/Stop All Pay and Allowances	6-F-34
P411	Returned Having Been UA/Deserter/Resume Pay and Allowances	6-F-35
P425	Remove Mark of Desertion	6-F-36
P555	Advancement, Reduction, Change in Rating or Designator Assignment/Removal	6-F-37
P602	Suspend, Remove Suspension or Stop SRB or EB	6-F-38
P603	Pro-Rated BAS, Supplemental BAS, Fractional COLA, Supplemental Clothing Monetary Allowance, or Civilian Clothing Monetary Allowance	6-F-39
P606	Change BAH	6-F-41
P607	Start/Resume Pay and Allowances	6-F-43
P608	Start/Change/Verify VHA Offset (Not Used)	6-F-47
P609	Start or Stop Interim Housing Allowance	6-F-48
P612	Returned from Confinement	6-F-50
P616	Terminate Absence Due to Alcohol or Drugs	6-F-51
P620	Change BAS/Career Sea Pay (Obsolete 25 January 2008)	6-F-52
P625	Stop Pay and Allowances	6-F-54
P633	Stop All Pay and Allowances Due to Fraudulent Enlistment	6-F-55
P640	Member Placed In Confinement	6-F-56
P644	Begin Absence Due to Alcohol or Drugs	6-F-57
P671	Suspend Flight Pay/Terminate Aviator Status	6-F-58
P800	Change Allotment Address	6-F-59
P809	Elect/Decline SGLI	6-F-61
P810	TRICARE Family Member Dental Plan (Obsolete Dec 2000)	6-F-62
P820	Thrift Savings Plan	6-F-63
P993	Discharged (See Action Code P203)	6-F-19
P995	Appointment Terminated (See Action Code P214)	6-F-23
P950	Report Physical Exam Findings	6-F-64

Section F
"P" ACTION CODES

P102 Change Cost Center Code/Billet Control Number

Purpose Action code P102 is used to change a member's cost center code and or billet control number.

Source A P102 is created in RECENTS when the “Change Cost Center” transaction processes into PMIS/JUMPS.

Expanded RECENTS analysis The P102 in expanded RECENTS is described below.

- This table lists the variable data elements and descriptions/SDA II fields for action code P102.

Code	Element	Description/SDAII Field Name
01	5 digit cost center code	Cost Center Code
02	7 character alpha billet control number	Not Displayed in SDA II

Section F
"P" ACTION CODES

P105 Establish Aviation Service Information and Start ACIP

Purpose Action code P105 establishes aviation service information and starts ACIP.

Source Action code P105 is created in RECENTS when the “Establish Officer as Aviator” transaction processes into PMIS/JUMPS.

Expanded RECENTS Analysis The P105 in expanded RECENTS is described below.

- This table lists the variable data elements and descriptions/SDA II fields used with this action code.

Code	Element	Description/SDA II Field Name
01	Flight Status (DIFOPS, DIFPRO DIFDEN)	Current Flight Status/Start Aviation Career Incentive Pay
02	Date (YYMMMDD)	Aviation Service Entry Date
03	Date (YYMMMDD)	Aviation Service Date
04	Date (YYMMMDD)	Officer Service Date
05	Years & Months (YYMM)	Total OPFLY Time
06	Years & Months (YYMM)	Gate I OPFLY Time
07	Years & Months (YYMM)	Gate II OPFLY Time

Section F
"P" ACTION CODES

P112 Adjust or Verify Pay Base Date, Adjust Active Duty Base Date, Adjust Reserve Anniversary Date, Adjust Cumulative Sea Time, Record Prior Military Service History, Record Prior Sea Duty History

Purpose Action code P112 is used to adjust or verify pay and active duty base dates, adjust reserve anniversary date, adjust sea time and record prior service and prior sea duty.

Source Action code P112 is created in RECENTS when the “Adjust or Verify Pay Base Date/Active Duty Base Date, Adjust Cumulative Sea Time, Adjust Record of Prior Military Service, Record History of Prior Sea Duty” transaction processes into PMIS/JUMPS.

Expanded RECENTS Analysis The P112 in expanded RECENTS is described below.

- This table lists the variable data elements and descriptions/SDA II fields used with this action code.

Code	Element	Description/SDAII Field Name
01	Date (YYMMMDD)	Verified Pay Base Date/ <u>Not Displayed in SDA II.</u>
02	Beginning & Ending Date (YYMMMDD YYMMMDD or YY MMMDD9999999)	Reserve Anniversary Date/ <u>Not Displayed in SDA II.</u>
04	Date (YYMMMDD)	Verified Active Duty Base Date/ <u>Not Displayed.</u>
44	Years, Months and Days (YYMMDD)	<u>Years, Months, and Days Subtracted From Cumulative Sea Duty</u>
45	Years, Months and Days (YYMMDD)	<u>Years, Months, and Days Added to Cumulative Sea Duty</u>
46	Years, Months and Days (YYMMDD)	<u>Years, Months, and Days Cumulative Sea Duty as of the Last EOM Compute Cycle</u>
51	Date (YYMMMDD)	<u>Prior Service Start Date</u>
52	Date (YYMMMDD)	<u>Prior Service Ending Date</u>

Section F
"P" ACTION CODES

P112 Adjust or Verify Pay Base Date, Adjust Active Duty Base Date, Adjust Reserve Anniversary Date, Adjust Cumulative Sea Time, Record Prior Military Service History, Record Prior Sea Duty History, Continued

Expanded RECENTS Analysis (cont'd)

Code	Type	Member Type 3 Codes
53	AEO	Officer Candidate Regular
	AEZ	Regular Active Duty Enlisted
	AOZ	Regular Active Duty Commissioned Officer
	AWZ	Regular Active Duty Warrant Officer
	Blank	Aviation Cadet Reserve
	FEB	Reserve Enlisted on Extended Active Duty
	FEC	Coast Guard Recruiting Initiative for the Twenty First Century (CGRIT)Candidate
	FED	Reserve Enlisted on Active Duty for Special Work – Reserve Component (GE140dys)
	FEE	Reserve Enlisted on Active Duty for Training – Other Training Duty (GE140dys)
	FEG	Reserve Enlisted on Active Duty for Special Work – Active Component (GE140dys)
	FEH	Reserve Enlisted on Initial Active Duty for Training
	FEO	Officer Candidate Reserve
	FOB	Reserve Commissioned Officer on Extended Active Duty
	FOD	Reserve Commissioned Officer on Active Duty for Special Work – Reserve Component (GE140dys)
	FOE	Reserve Commissioned Officer on Active Duty for Training – Other Training Duty
	FOG	Reserve Commissioned Officer on Active Duty for Special Work – Active Component (GE140dys)
	FWB	Reserve Warrant Officer on Extended Active Duty
	FWD	Reserve Warrant Officer on Active Duty for Special Work – Active Component (GE140dys)
	FWE	Reserve Warrant Officer on Active Duty for Training – Other Training Duty (GE140dys)
	FWG	Reserve Warrant Officer on Active Duty for Special Work – Active Component (GE140dys)
	HEZ	Select (drilling) Reserve Enlisted
	HOZ	Select (drilling) Reserve Commissioned Officer
	HWZ	Select (drilling) Reserve Warrant Officer
	IEZ	Reserve Enlisted Individual Ready Reserve
	IOZ	Reserve Commissioned Officer Individual Ready Reserve
	IWZ	Reserve Warrant Officer Individual ready Reserve
	JEL	Reserve Enlisted Standby Active
	JEM	Reserve Enlisted Standby Inactive
	JOL	Reserve Commissioned Officer Standby Active
	JOM	Reserve Commissioned Officer Standby Inactive
	JWL	Reserve Warrant Officer Standby Active
	JWM	Reserve Warrant Officer Standby Inactive
	LEJ	Reserve Enlisted Retired with Pay

Section F
"P" ACTION CODES

P112 Adjust or Verify Pay Base Date, Adjust Active Duty Base Date, Adjust Reserve Anniversary Date, Adjust Cumulative Sea Time, Record Prior Military Service History, Record Prior Sea Duty History, Continued

Expanded RECENTS Analysis (cont'd)

Code	Type	Member Type 3 Code
53	LEK	Reserve Enlisted Retired Awaiting Pay at 60
	LER	Retired Reserve Enlisted Recalled to Active Duty
	LEZ	Reserve Enlisted Retired Without Pay
	LOJ	Reserve Commissioned Officer Retired with Pay
	LOK	Reserve Commissioned Officer Retired Awaiting Pay at age 60
	LOR	Retired Reserve Commissioned Officer Recalled to Active Duty
	LOZ	Reserve Commissioned Officer Retired Without Pay
	LWJ	Reserve Warrant Officer Retired with Pay
	LWK	Reserve Warrant Officer retired Awaiting Pay at age 60
	LWR	Retired Reserve Warrant Officer Recalled to Active Duty
	LWZ	Reserve Warrant Officer Retired Without Pay
	NEZ	Delayed Enlistment
	PEZ	Coast Guard Academy Cadet
	PZA	Aviation Cadet
	REJ	Regular Enlisted Retired With Pay`
	RER	Retired Active Duty Enlisted Recalled to Active Duty
	ROJ	Regular Commissioned Officer Retired with Pay
	ROR	Retired Active Duty Commissioned Officer Recalled to Active Duty
	RWJ	Regular Warrant officer Retired With Pay
	RWR	Retired Active Duty Warrant Officer Recalled to Active Duty
	TOJ	NOAA Commissioned Officer retired With Pay
	TOR	NOAA Commissioned Officer recalled to Active Duty
	TOZ	NOAA Commissioned Officer
	VOZ	USPHS
Code	Element	Description/SDA II Field Name
54	1 Alpha Characters	<u>Prior Branch of Service</u> A - USCG B - USCGR C - USN D - USNR E - USA F - USAR G - USAF H - USAFR I - USMC J - USCMR K - USPHS L - NGUS M - NOAA
55	Highest Grade held in prior Service (03, W2, E6, etc.)	<u>Prior Service High Pay Grade</u>
61	Date (YYMMDD)	<u>Prior Sea Duty Start Date</u>
62	Date (YYMMDD)	<u>Prior Sea Duty Ending Date</u>
63	7 digit District/ OPFAC of the Sea Duty	<u>Prior Sea Duty DIST/OPAC</u>

Section F
"P" ACTION CODES

P123 Deductible Time (No longer used)

Purpose Action code P123 was used to record deductible time.

Source A P123 was created in RECENTS when the "Record Deductible Time" transaction processes into PMIS/JUMPS.

Expanded RECENTS Analysis The P123 in expanded RECENTS is described below.

This table lists the variable data elements and descriptions/SDA II fields used with this action code.

Code	Element	Description/SDAII Field Name
07	Date (YYMMMDD)	<u>Date Deductible Time Began</u>
08	Date (YYMMMDD)	<u>Date Reported For Duty</u>
09	YYMMDD	<u>Yrs, Mos, Days or Deductible Time</u>

Section F
"P" ACTION CODES

P154 Acceptance of Agreement To Voluntarily Extend Enlistment

Purpose Action code P154 is used to record a member's acceptance of an agreement to voluntarily extend his or her enlistment.

Source A P154 is created in RECENTS when the “Acceptance of Agreement to Extend/Reextend Enlistment” transaction processes into PMIS/JUMPS.

Expanded RECENTS Analysis The P154 in expanded RECENTS is described below.

- This table lists the variable data elements and descriptions/SDA II fields used with this action code.

Code	Element	Description/SDAII Field Name	
11	4 digits for Months/Days (e.g. 0900 = 9 months, 0 days)	Months and or days extended/ <u>Months Extended</u>	
12	Date (YYMMDD)	<u>New Expiration of Enlistment Date.</u>	
14	1 Character Code	<u>Extension Reason Code</u> Applicable Codes are:	
		Code	Reason
		A	Request of Individual
		B	School/Training requirements
		C	Participation in tuition assistance program
		D	Duty in/out CONUS
		E	Obligated service for advancement
		F	Obligated service for retirement
		G	Completion of cruise aboard vessel
		H	Authorized by CGPC (epm)
Q	Obligated service for SEP bonus*		

Section F
"P" ACTION CODES

P159 Acceptance of Agreement To Voluntarily Re-Extend Enlistment

Purpose Action code P159 is used to record a member's acceptance of an agreement to voluntarily re-extend his or her enlistment.

Source A P159 is created in RECENTS when the "Acceptance of Agreement to Extend/Re-extend Enlistment" transaction processes into PMIS/JUMPS.

Expanded RECENTS Analysis The P159 in expanded RECENTS is described below.

- This table lists the variable data elements and descriptions/SDA II fields used with this action code.

Code	Element	Description/SDAII Field Name	
14	1 Character Code	<u>Re-Extension Reason Code</u> Applicable Codes are:	
		Code	Reason
		A	Request of Individual
		B	School/Training requirements
		C	Participation in tuition assistance program
		D	Duty in/out CONUS
		E	Obligated service for advancement
		F	Obligated service for retirement
		G	Completion of cruise aboard vessel
		H	Authorized by CGPC (epm)
		Q	Obligated service for SEP bonus*
24	4 digits for Months/Days (e.g. 0900 = 9 months, 0 days)	Months and or days re-extended/ <u>Months Re-Extended</u>	
25	Date (YYMMDD)	<u>New Expiration of Enlistment Date</u>	
26	4 digits for Months/Days (e.g. 1210 = 12 months, 10 days)	This Enlistment Extended Total of (__) Months and or (__) Days/ <u>This Enlistment Extended Total of Months</u>	

Section F
"P" ACTION CODES

P176 Retained Beyond Normal Expiration of Enlistment (State Reason)

Purpose Action code P176 is used to record the retention of an enlisted member beyond the expiration of his or her enlistment as authorized by Article 12-B-11, Coast Guard Personnel Manual, COMDTINST M1000.6 (series).

SDAII Source A P176 is created in RECENTS when the “Retained Beyond Normal Expiration of Enlistment” transaction processes into PMIS/JUMPS.

Expanded RECENTS Analysis The P176 in expanded RECENTS is described below.

- This table lists the variable data elements and descriptions/SDA II fields used with this action code.

Code	Element	Description/SDAII Field Name	
12	Date (YYMMDD)	<u>Estimated Expiration of Retention</u>	
14	1 Character Code	<u>Retention Reason Code</u>	
		Code	Description
		J	War or other national emergency (12-B-11c)
		K	Crewmember on cutter at sea (12-B-11d)
		L	Assigned to station OUTCONUS (12-B-11e)
		M	Medical disability (12-B-11f)
		N	Trial or punishment by court martial (12-B-11h) (keeps Pay running or restarts Pay)
		O	Public interest (12-B-11i)
		P	Awaiting action by reviewing authority (12-B-11j) (Stops Pay and Allowances)
	Q	High Year Tenure (Not currently utilized)	
23		<u>Increase Pay by 25%/Not Displayed in SDA II</u>	

Section F
"P" ACTION CODES

P187 Cancellation of Voluntary Extension/Re-Extension of Enlistment Previously Reported on Personnel Action P154/P159

Purpose Action code P187 is used to cancel a voluntary extension/re-extension of enlistment previously reported by action code [P154](#) or [P159](#).

SDAII Source A P187 is created in RECENTS when the “Cancellation of Voluntary Extension/Reextension” transaction processes into PMIS/JUMPS.

Expanded RECENTS Analysis The P187 in expanded RECENTS is described below.

- This table lists the variable data elements and descriptions/SDA II fields used with this action code.

Code	Element	Description/SDAII Field Name
12	Old expiration date prior to extension/reextension (YYMMDD)	<u>Return Expiration of Enlistment to</u>

Section F
"P" ACTION CODES

P191 Amend Expected Active Duty Termination Date

Purpose Action code P191 is used to record the extension of a reservist's active duty period.

- Action code P191 is used when the initial active duty period was 140 days or greater, and there is no break in service.
- Action code P191 does not extend an enlisted member's expiration of enlistment or change an officer's expected loss date.
- Normally a [Statement of Intent](#) transaction will precede the submission of action code P191.

Source A P191 is created in RECENTS when the “Amend Expected Active Duty Termination Date” transaction processes into PMIS/JUMPS.

Expanded RECENTS Analysis The P191 in expanded RECENTS is described below.

- This table lists the variable data elements and descriptions/SDA II fields used with this action code.

Code	Element	Description/SDAII Field Name
01	Date (YYMMMDD)	<u>Current Expected Active Duty Termination Date</u>
02	Date (YYMMMDD)	<u>New Expected Active Duty Termination Date</u>
77	4 Digits, total number of days (0210=210 days)	<u>Amended Term of ACDU Authorized</u>

Section F
"P" ACTION CODES

P192 Report Additional Active Duty Authorized (No Break)

Purpose Action code P192 is used to record authorization for additional active duty, with no break in service, for a reserve member or recalled retiree.

- Action code P192 is used when the initial active duty period was 140 days or greater, and there is no break in service.
- Action code P192 does not extend an enlisted member's expiration of enlistment or change an officer's expected loss date.
- Normally a [Statement of Intent](#) transaction will precede the submission of action code P192.

Submission Corrections and deletions may be made to this transaction.

Source A P192 is created in RECENTS when the "Report Additional Active Duty" transaction processes into PMIS/JUMPS.

Expanded RECENTS Analysis The P192 in expanded RECENTS is described below.

- This table lists the variable data elements and descriptions/SDA II fields used with this action code.

Code	Element	Description/SDAII Field Name	
75	Date (YYMMDD)	<u>New Expected Active Duty Termination Date</u>	
76	1 Character CODE	<u>Reserve Duty Type</u>	
		Code	Reserve Duty Type
		B	Extended active duty (EAD)
		D	Active Duty Special Work in support of the Reserve Component (ADSW-RC) for 140 days or more
		G	Active Duty Special Work in support of the Active Component (ADSW-AC) for 140 days or more
		H	Initial active duty for training (IADT)
		N	Involuntary Active Duty, Title 10
		Q	Active Duty Health Care (ADHC) for 140 days or more
		O	Officer candidate school (OCS)
77	4 digits for the total number of days active duty member ordered to (e. g. 0210 = 210 days)	<u>Term of ACDU Authorized</u>	

Continued on next page

Section F
"P" ACTION CODES

P192 Report Additional Active Duty Authorized (No Break),

Continued

Expanded RECENTS Analysis (continued)

Code	Element	Description/SDA II Field
80	3 letter separation program designator (from COMDTINST M1900.4)	<u>Separation Program Designator</u>
90		<u>Carry All Unused Leave Forward</u>
91	3 Digits (12.5 = twelve & ½ days)	Total Number of Days Leave Member is <u>Selling/Not Displayed in SDA II.</u>

Section F
"P" ACTION CODES

P193 Retirement With Immediate Recall to Active Duty

Purpose Action code P193 records the immediate recall to active duty, with no break in service, of a retired member.

Source A P193 is created in RECENTS when the “Retiree Recalled to Active Duty” transaction processes into PMIS/JUMPS.

Expanded RECENTS Analysis The P193 in expanded RECENTS is described below.

- This table lists the variable data elements and descriptions/SDA II fields used with this action code.

Code	Element	Description/SDAII Field Name
01	Date (YYMMMDD)	<u>New Expected Active Duty Termination Date</u>
50	Retired Code	<u>Retired Under</u> • See Chapter 2-C for applicable Retirement Codes
51	Date (YYMMMDD)	<u>Effective Date of Retirement</u>
52	3 letter separation program designator (from COMDTINST M1900.4)	<u>Separation Program Designator</u>
77	4 digit, total number or days active duty member ordered to (e.g. 0210 = 210 days)	<u>Term of Active Duty Authorized</u>

Section F
"P" ACTION CODES

P198 Begin Service Under Voluntary Extension of Enlistment

Purpose Action code P198 begins a member's service under a voluntary extension of enlistment.

SDAII Source A P198 is created in RECENTS when the "Begin Service Under Voluntary Extension of Enlistment" transaction processes into JUMPS.

Expanded RECENTS Analysis The P198 in expanded RECENTS is described below.

- This table lists the variable data elements and descriptions used with this action code.

Code	Element	Description/SDAII Field Name
01	Date (YYMMDD)	<u>New Expiration of Enlistment Date</u> <ul style="list-style-type: none"> • If additional re-extensions have been accepted the new expiration of enlistment date will be the date all re-extensions expire. Also, deducible time is added to expiration of enlistment date in determining the new expiration of enlistment date.
05	3 Digits (01.0 = 1 day)	Number of Days Excess Leave (Check Pay and Allowances)
07	3 Digits (01.0 = 1 day)	Days of Lump Sum SLB Leave Elected to Sell
08	4 Digits (001.0 = 1 day)	Days of Lump Sum Non-SLB Leave Elected to Sell

Section F
"P" ACTION CODES

P199 Begin Service Under Voluntary Re-Extension of Enlistment

Purpose Action code P199 begins a member's service under a voluntary re-extension of enlistment.

Source A P199 is created in RECENTS when the "Begin Service Under Voluntary Re-extension of Enlistment" transaction processes into PMIS/JUMPS.

Expanded RECENTS Analysis The P199 in expanded RECENTS is described below.

- This table lists the variable data elements and descriptions/SDA II fields used with this action code.

Code	Element	Description/SDAII Field Name
01	Date (YYMMDD)	<u>New Expiration of Enlistment Date</u> <ul style="list-style-type: none">• If additional re-extensions have been accepted the new expiration of enlistment date will be the date all re-extension expire. Also, deductible time is added to expiration of enlistment date in determining the new expiration of enlistment date.

Section F
"P" ACTION CODES

P203 Discharged

Purpose Action code P203 is used to record the discharge of enlisted personnel in the following cases:

- Discharge from the USCG for immediate reenlistment in the USCGR.
 - Discharge for the USCGR for immediate enlistment in the USCG.
 - Discharge form enlisted status for immediate appointment as an officer/warrant officer in the same component.
 - Final discharge from the USCG or USCGR with no military obligation remaining.
-

Source Action code P203 converts to P993 in RECENTS when the “Discharge Enlisted Personnel” transaction processes into PMIS/JUMPS.

Expanded RECENTS Analysis The P993 in expanded RECENTS is described below.

- This table lists the variable data elements and descriptions/SDA II fields used with this action code.

Code	Element	Description/SDAII Field Name
01		<u>Honorable Discharge.</u>
02		<u>General Discharge.</u>
03		<u>Uncharacterized Discharge</u>
04		<u>Bad Conduct Discharge.</u>
05		<u>Dishonorable Discharge.</u>
06		<u>Discharge Under Other Than Honorable Conditions.</u>
07	4 Digits for Years, Months active service (0400 = 4 years)	Total Active Service for Disability discharges/ <u>Not Displayed in SDA II</u>
08	4 Digits for Years, Months active service (0400 = 4 years)	Entitled to Full Separation Pay (Non-Disability)/ <u>Not Displayed in SDA II</u>

Continued on next page

Section F
"P" ACTION CODES

P 203 Discharged, Continued

Expanded RECENTS Analysis (cont'd)

Code	Element	Description/SDAII Field Name
09	4 Digits for Years, Months active service (0400 = 4 years)	Entitled to Half Separation Pay (Non-Disability)/ <u>Not Displayed in SDA II</u>
10	3 letter separation program designator and 3 or 4 character reenlistment	<u>Expiration of Enlistment/Fulfillment of Service Obligation</u>
11	code Enlisted personnel require both a 3-character separation program designator and a 3 or 4	<u>Dependency/Hardship</u>
12	character reenlistment code. The only exception	<u>Misconduct</u>
13	is when a reserve member is discharged without a	<u>Disability.</u>
14	DD-214 for the purpose of immediate enlistment.	<u>Unsuitability</u>
15	in the regular Coast Guard, in this case show only	<u>Security</u>
17	“xxx” in the element column for Element Code	<u>Minority</u>
18	18. Officers require only the 3-character	<u>Convenience of Government</u>
19	separation program designator.	<u>Sentence of General Courts-Martial.</u>
20		<u>Sentence of Special Courts-Martial</u>
21		<u>Entry Level Separation</u>
23		<u>Good of Service.</u>
25		<u>Recommended For Reenlistment, Does Not Desire Reenlistment</u>
26		<u>Not Recommended For Reenlistment</u>
27		<u>To Accept Permanent Appointment as an Officer (in the same component)</u>
28		<u>Recommended For Reenlistment, But Not Eligible</u>
29		<u>Recommended For Reenlistment, Discharge to Change Components</u>

Continued on next page

Section F
"P" ACTION CODES

P 203 Discharged, Continued

Expanded RECENTS Analysis (cont'd)

Code	Element	Description/SDAII Field Name
35	3 Digits (05.0 = 5 days)	<u>Number of Days Excess Leave, Check Pay and Allowances</u>
36		<u>Total Days Lumps Sum Leave Entitled</u>
37		<u>Total Days Lumps Sum SLB Leave Entitled</u>
38		<u>Total Days Lumps Sum Non-SLB Leave Entitled</u>
39		<u>Advance Leave Carried Forward</u>
40		<u>Unused Leave Carried Forward</u>
41		<u>Not Entitled to Lump Sum Leave</u>
50	4 Digit amount in dollars & cents (25.00 = \$25.00)	<u>Amount Discharge Gratuity Entitled</u>
52	Highest grade satisfactorily held (indicated on orders, E6 = PO First Class)	<u>Disability Severance Pay</u>
53	4 Digits for years & months active service (0700 = Seven years)	<u>Enlisted Separation Pay</u>
55	1 Digit performance (0 = Substandard, 1 = Above Standard)	<u>Performance Indicator</u>
67	1 Digit performance (0 = Substandard, 1 = Above Standard)	<u>Reserve Separation Pay</u>
68	1 Digit performance (0 = Substandard, 1 = Above Standard)	<u>Reserve Lump Sum Readjustment Pay</u>
81	SSIC/YYMMDD (160095DEC08)	<u>SSIC/Date of COMDT Letter</u>

Section F
"P" ACTION CODES

P205 Resumption Of Enlisted Status Upon Resignation As Cadet

Purpose Action code P205 is used in cases where an enlisted member is appointed as a cadet, and then resigns form the Academy within 90 days of appointment.

Source A P205 is no longer created in RECENTS.

Expanded RECENTS Analysis The P205 in expanded RECENTS is described below.

- This table lists the variable data elements and descriptions/SDA II fields used with this action code.

Code	Element	Description/SDAII Field Name
01	Component (Active or Reserve)	<u>Not Displayed</u>
02	Date (YYMMMDD)	<u>Not Displayed</u>
10	Date (YYMMMDD)	<u>Not Displayed</u>
12	Grade/Rate (BM1, QM2 etc.)	<u>Not Displayed</u>
16	PBD (YYMMMDD)	<u>Not Displayed</u>
17	ACDUD (YYMMMDD)	<u>Not Displayed</u>

Section F
"P" ACTION CODES

P214 Appointment Terminated

Purpose Action code P214 is used to record the termination of an officer's appointment.

Direct Access Source A P214 is created when a Separation, Type "A" (Discharge) transaction processes into JUMPS for an officer and the reason for separation is Cause, Disability or Non-Selection.

Expanded RECENTS Analysis Action code P214 converts to P995 in RECENTS. The P995 in expanded RECENTS is described below.

- This table lists the variable data elements and descriptions.

Code	Element	Description
01	3 letter separation code (from COMDINST M1900.4)	Honorable Discharge
02		General Discharge
04		Acceptance of Resignation
05	Code from CGPC (opm)	Dismissed
06	3 letter separation program designator (from COMDINST M1900.4)	Discharge Under Other Than Honorable Conditions
07	4 Digits for years and months active service (0500 = 5 years)	Due to Disability
08		Due to Non-Selection
09		Due to Cause
10	3 Digits (25.0 = 25 days Lv)	Total Days LSL Entitled
11		Days Lump Sum SLB Leave Entitled
12		Days Lump Sum Non-SLB Leave Entitled
13		Days Excess Leave Check Pay
14		Not Entitled to Lump Sum Leave
*51		Severance Pay
52	Highest Grade Satisfactorily Held (as indicated on orders)	Disability Severance Pay
53		Not Entitled to Severance or Separation Pay
67	1 Digit Performance Indicator (0 = Substandard/1 = Above Standard)	Separation Pay
68		Reserve Lump Sum Readjustment Pay

* P.L. 107-295 puts Coast Guard in line with DOD component when terminating an Officer commission. Effective 25 Nov 2006, the entitlement to Severance Pay for Regular component Officers was replaced with the Separation Pay entitlement.

Section F
"P" ACTION CODES

P216 Resumption of Enlisted Status Upon Termination of Appointment as a Temporary Officer

Purpose Action code P216 is used for the resumption of enlisted status upon termination of appointment as a temporary officer.

Source A P216 is no longer created in RECENTS

Expanded RECENTS Analysis The P216 in expanded RECENTS is described below.

- This table lists the variable data elements and descriptions/SDA II fields used with this action code.

Code	Element	Description/SDAII Field Name
10	Date (YYMMMDD)	Expiration of Enlistment/ <u>Not Displayed in SDA II</u>
12	Grade/Rate (YN1, BMC etc.)	Reverted to (Spell Out)/ <u>Not Displayed</u>

Section F
"P" ACTION CODES

P230 Record Reserve MGIB Eligibility Status

Purpose Action code P230 is used to record vital Reserve Montgomery GI Bill (RMGIB) eligibility data in the PMIS file.

Source A P230 is created in RECENTS when the "RMGIB Eligibility Data" transaction processes into PMIS/JUMPS.

Expanded RECENTS The P230 in expanded RECENTS is described below.

Analysis

- This table lists the variable data elements and descriptions/SDA II fields used with this action code.

Code	Element	Description/SDAII Field Name
01	1 Character Alpha Code	<u>RMGIB Eligibility Status Code</u>
RMGIB Eligibility Status Codes		
A	Ineligible: Member has completed the course of instruction required for the award of a BA or equivalent.	
B	Ineligible: Receiving an ROTC scholarship.	
C	Ineligible: Has not executed a 6-year obligation after 30 June 1985.	
D	Ineligible: Has not completed IADT.	
E	Ineligible: Did not complete requirements for a high school diploma or the equivalent prior to completing IADT; or for officers prior to executing a 6 year selected reserve obligation.	
F	Eligible: Meets all eligibility criteria. Also applies to and includes personnel that want to pursue a second degree in another subject or non-degree program and have already been awarded a BA and have entered into a new six year contract on or after 1 October 1990.	
G	Eligibility Terminated: Correction of erroneous report of eligibility.	
H	Eligibility Terminated: Has failed to participate satisfactory prior to completing required service.	
I	Eligibility Terminated: Expiration of 10 years eligibility period.	
J	Eligibility Terminated: Has completed a course of instruction required for the award of a BA degree or the equivalent.	
K	Eligibility Terminated: In receipt of an ROCT scholarship.	
L	Eligibility Terminated: Has died, or has separated or transferred for the selected reserve prior to completing required service.	
M	Eligibility Suspended: Being processed for unsatisfactory participation.	
N	Eligibility Suspended: Has been granted a period of authorized non-availability (missionary) up to 3 years.	
P	Eligibility Suspended: Has been granted a period of authorized non-availability (all other) not to exceed 3 years.	
Q	Eligibility Reinstated: Has reaffiliated with the Selected Reserve.	
R	Eligible: Disability not the result of individual's willful misconduct.	
W	Not Applicable	

Continued on next page

Section F
"P" ACTION CODES

P230 Record Reserve MGIB Eligibility Status, Continued

Expanded RECENTS Analysis (cont'd)

Code	Element	Description/SDAII Field Name
02	7 Character Alpha Date (YYMMMDD)	<u>RMGIB Start Date. The Eligibility Start Date for RMGIB Benefits</u>
03	7 Character Alpha Date (YYMMMDD)	<u>RMGIB Stop Date Suspension, Termination or Expected Termination Date of RMGIB Benefits</u>
04	2 Digits Nbr Value of Months of Service Obligated for RMGIB (00 to 72)	<u>RMGIB Obligated Service Number of Months Obligated Remaining Upon Termination or Suspension of RMGIB Eligibility</u>
05	1 Digit Nbr Value	<u>RMGIB Penalty Status Code Penalty Status at The Time of Termination or Suspension of MGIB Entitlement</u>
		RMGIB Penalty Status Code
		1 Penalty Not Required
		2 Penalty Required
		3 Penalty Required, Waived
		6 Not Applicable

Section F
"P" ACTION CODES

P231 Declared Missing Since (Date – Insert Explanation)

Purpose Action code P231 is used when declaring a member missing.

Source A P231 is created in RECENTS when the “Declare Member Missing” transaction processes into PMIS/JUMPS.

Expanded RECENTS Analysis Action code P231 does not have any variable data elements.

Section F
"P" ACTION CODES

P232 Return From Missing

Purpose Action code P232 is used when a member returns from missing status.

Source A P232 is created in RECENTS when the “Returned From Missing” transaction processes into PMIS/JUMPS.

Expanded RECENTS Analysis Action code P232 does not have any variable data elements.

Section F
"P" ACTION CODES

P240 Declared a Deserter. Absent Without/Over Leave Since (Time and Date). Stop All Pay and Allowances/Continue Non-Pay Status

Purpose Action code P240 is used when a member is declared a deserter.

Source A P240 is created in RECENTS when the “Declare Member a Deserter” transaction processes into PMIS/JUMPS.

Expanded RECENTS Analysis Action code P240 does not have any variable data elements.

Section F
"P" ACTION CODES

P253 Enlistment Cancelled

Purpose Action code P253 is used to cancel an enlistment.

Source A P253 is created in RECENTS when the “Cancel Enlistment” transaction processes into PMIS/JUMPS.

Expanded RECENTS Analysis Action code P253 does not have any variable data elements.

Section F
"P" ACTION CODES

P266 Died, Cause (_____)

Purpose Action code P266 is used to record that a member has died.

Source A P266 is created in RECENTS when the "Death of a Member" transaction processes into PMIS/JUMPS.

Expanded RECENTS Analysis Action code P266 does not have any variable data elements.

Section F
"P" ACTION CODES

P341 Completed School

Purpose Action code P341 is used to add and delete service school completions.

Source A P341 is created in RECENTS when the “School Completion” transaction processes into PMIS/JUMPS.

Expanded RECENTS Analysis The P341 in expanded RECENTS is described below.

- This table lists the variable data elements and descriptions/SDA II fields used with this action code.

Code	Element	Description/SDAII Field Name
80	6 Digit School Code/Date	<u>Delete School/Date</u>
81	6 Digit School Code/Date	<u>School Completed/Date</u>
82	New Rate/Rating (DC3, HS2, etc.)	<u>New Rating/Designator Due to Advancement</u>
84	Date (YYMMMDD)	<u>Effective Date of Advancement</u>
85	2 Characters (JP etc.)	<u>Delete Qualification Code</u>
86	9 Character/Date (__ YYMMMDD)	<u>New Qualification Code</u> <u>New Qualification Date</u>

Section F
"P" ACTION CODES

P357 Member Became a U. S. Citizen

Purpose Action code P357 is used to record a change in status from resident alien to U. S. Citizen.

Source A P357 is created in RECENTS when the "Member Became U. S. Citizen" transaction processes into PMIS/JUMPS.

Expanded RECENTS Analyses Action code P357 does not have any variable data elements.

Section F
"P" ACTION CODES

P400 member Begins Unauthorized Absence, Stop All Pay and Allowances

Purpose	Action code P400 is used stop all pay and allowances when a member begins unauthorized absence.
----------------	---

Source	A P400 is created in RECENTS when the “Member Begins Unauthorized Absence” transaction processes into PMIS/JUMPS.
---------------	---

Expanded RECENTS Analysis	Action code P400 does not have any variable data elements.
----------------------------------	--

Section F
"P" ACTION CODES

P411 Returned Having Been UA/Deserter Since (Time and Date). Resume Pay and Allowances Previously Stopped by P400 or P240 Effective (Time and Date)

Purpose Action code P411 is used to resume pay and allowances previously stopped by a [P400](#) or [P240](#) when a member returns from unauthorized absence or deserter status.

Source A P411 is created in RECENTS when the “Member Returned from UA/Deserter” transaction processes into PMIS/JUMPS.

Expanded RECENTS Analysis The P411 in expanded RECENTS is described below.

- This table lists the variable data elements and descriptions/SDA II fields used with this action code.

Code	Element	Description/SDAII Field Name
01	7 Digit Unit ID (e. g. 5347400)	<u>Did Member Report to Regular Unit</u>
02	7 Digit Unit ID (e. g. 5347400)	<u>Unit to Which Member Reported, if Not Regular Unit</u>
03		<u>Is Member to be Retained for Duty</u>
04		<u>Retained for Confinement/Disc. Action</u>
	1 Character (Y =Yes, N = No)	<u>Is Member to be Transferred</u>
05	7 Digit Unit ID (5347400)	<u>ID of Unit to Which Member is to be Transferred</u>
07	Date (YYMMMDD)	<u>Date Deductible Time Began/Not Displayed in SDA II</u>
08	Date (YYMMMDD)	<u>Date Returned</u>
09	Date (YYMMMDD)	<u>Deductible Time - YYMMDD</u>

Section F
"P" ACTION CODES

P425 Remove Mark Of Desertion

Purpose Action code P425 is used to remove a mark of desertion

Source A P425 is created in RECENTS when the “Remove Mark of Desertion” transaction processes into PMIS/JUMPS.

Expanded RECENTS Analysis Action code P425 does not have any variable data elements.

Section F
"P" ACTION CODES

P555 Advancement, Reduction, Change in Rating or Designator Assignment/Removal

Purpose Action code P555 is used to record advancement or reduction in pay grade, a change in rating or designator assignment or removal.

Source A P555 is created in RECENTS when the “Change in Rating” transaction processes into PMIS/JUMPS.

Expanded RECENTS Analysis The P555 in expanded RECENTS is described below.

- This table lists the variable data elements and descriptions/SDA II fields used with this action code.

Code	Element	SDAII Field Name
01	New Grade/Rate (DC2, YN3 etc.)	<u>Advanced to</u>
23	New Grade/Rate (DC2, YN3 etc.)	Reduced to/ <u>Not Displayed in SDA II</u>
34	New Grade/Rate (DC2, YN3 etc.)	<u>Change in Rating to</u>
45	New Rate with Designator (SN, FN etc.)	<u>Add Designator</u>
56	Rate Upon Removal of Designator (SN, FN etc.)	Remove Designator/ <u>Not Displayed in SDA II</u>

Section F
"P" ACTION CODES

P602 Suspend, Remove Suspension or Stop SRB or EB

Purpose Action code P602 is used to suspend, remove suspension or stop a selective reenlistment bonus (SRB) or enlistment bonus (EB)

Source A P602 is created in RECENTS when the “Suspend, Remove Suspension or Stop SRB” transaction processes into PMIS/JUMPS.

Expanded RECENTS Analysis The P602 in expanded RECENTS is described below.

- This table lists the variable data elements and descriptions/SDA II fields used with this action code.

Code	Element	Description/SDAII Field Name
01		<u>Suspend SRB/EB</u>
02		<u>Remove Suspension</u>
03		<u>Stop Suspension</u>
04	Date (YYMMDD)	<u>Effective Date of SRB/EB</u> (See Chapter 2-A of the SDA II User Manual, HRSICINST M5231.2, for effective date rules.)

Section F
"P" ACTION CODES

P603 Pro-Rated BAS, Supplemental BAS, Fractional COLA, Supplemental Clothing Monetary Allowance, or Civilian Clothing Monetary Allowance, and Discount Meal Rate

Purpose Action code P603 is used to pay a member civilian/supplemental clothing monetary allowance, pro-rated BAS, supplemental BAS or fractional COLA.

Source A P603 is created in RECENTS when the “Partial BAS, Supplemental BAS, Fractional COLA, Supplemental Clothing Monetary Allowance, or Civilian Clothing Allowance” transaction processes into PMIS/JUMPS.

Expanded RECENTS The P603 in expanded RECENTS is described below.

Analysis

- This table lists the variable data elements and descriptions/SDA II fields used with this action code.

Code	Element	Description/SDAII Field Name
01	3 Digits	<u>Number of Breakfast Meals</u> (Pro-Rated BAS)
02	3 Digits	<u>Number of Dinner Meals</u> (Pro-Rated BAS)
03	3 Digits	<u>Number of Supper Meals</u> (Pro-Rated BAS)
08	3 Digits	<u>Number of Breakfast Meals</u> (Supplemental BAS)
09	3 Digits	<u>Number of Dinner Meals</u> (Supplemental BAS)
10	3 Digits	<u>Number of Supper Meals</u> (Supplemental BAS)
11	3 Digits	<u>Number of Breakfast Meals</u> (Fractional COLA)
12	3 Digits	<u>Number of Dinner Meals</u> (Fractional COLA)
13	3 Digits	<u>Number of Supper Meals</u> (Fractional COLA)
14	Locality Code	<u>Loc-Code</u> (Fractional COLA)
16	Rule Code	<u>Supplemental Clothing</u> <ul style="list-style-type: none"> • Used to pay Supplemental Clothing Monetary Allowance in accordance with section 3-I-6, Pay Manual (Rule Codes).
17	6 Digit Amount (010000 = \$100.00)	<u>Special Initial</u> Used to pay Civilian Clothing Monetary Allowance in accordance with sections 3-H and 3-I, Pay Manual.

Continued on next page

Section F
"P" ACTION CODES

P603 Pro-Rated BAS, Supplemental BAS, Fractional COLA, Supplemental Clothing Monetary Allowance, or Civilian Clothing Monetary Allowance, and Discount Meal Rate, and Discount Meal Rate Continued

Expanded RECENTS Analysis (continued)

Code	Element	Description/SDA II Field Name
18	6 Digit Amount (010000 = \$100.00)	<u>Partial Special Initial</u> Used to pay Civilian Clothing Monetary Allowance in accordance with sections 3-H and 3-I, Pay Manual.
19	6 Digit Amount (010000 = \$100.00)	<u>Special Continuing</u> Used to pay Civilian Clothing Monetary Allowance in accordance with sections 3-H and 3-I, Pay Manual.
20	6 Digit Amount (010000 = \$100.00)	<u>Special Temporary</u> Used to pay Civilian Clothing Monetary Allowance in accordance with sections 3-H and 3-I, Pay Manual.
21	3 Digits (002)	<u>Number of Breakfast Meals</u> (Discount Meal Rate).
22	3 Digits (002)	<u>Number of Lunch Meals</u> (Discount Meal Rate).
23	3 Digits (002)	<u>Number of Dinner Meals</u> (Discount Meal Rate).

Section F
"P" ACTION CODES

P606 Change BAH

Purpose Action code P606 is used to change a member's BAH status.

Source A P606 is created in RECENTS when a DA Entitlements transaction processes into JUMPS and the BA1, BA2, BA3, BA4 or IQA earnings code is used.

Expanded RECENTS Analysis The P606 in expanded RECENTS is described below.

- This table lists the variable data elements and descriptions used with this action code.

Code	Element	Description		
01	1 Alpha	<u>BAH Code</u>		
	Character Code	Earn	Type	Description
	A	BA1	BAH-A	With dep; MBR &/or dep assigned adeq CG-owned qtrs
	B	BA1	BAH-B	With dep; MBR &/or dep assigned adeq CG-leased qtrs
	C	BA1	BAH-C	With dep; MBR &/or dep assigned adeq DOD owned qtrs
	D	BA1	BAH-D	Without depns or spouse in service & no other depns, assigned CG-owned sgl qtrs
	E	BA1	BAH-E	Without Deps or spouse in service & no other depns; assigned leased/family qtrs (DOD or CG)
	F	BA1	BAH-F	Without Depns or spouse in service & no other depns; assigned DOD-owned single qtrs
	G	BA1	BAH-G	Without Depns; mbr not assigned govt quarters (if VDE 12 not '00000')
		BA4	BAH-G	BAH TR W/O (if VDE 12 '00000')
	H	BA1	BAH-H	Spouse in service & no other Depns; Mbr not assigned qtrs
		BA4	BAH-H	BAH TR SP SRVC (if VDE 12 '00000')
	I	BA1	BAH-I	With Dep; MBR assigned inadeq CG owned qtrs; check pay for rent
	K	BA1	BAH-K	With Dep; MBR assigned inadeq DOD owned family qtrs; check pay for rent
	L	BA1	BAH-L	With Dep; MBR and Dep not assigned govt qtrs (if VDE 11 is not '00000')
		BA4	BAH-L	BAH TR With (if VDE 11 '00000')
	M	IQA	IQA	W/O DPNS; or W/spouse in service no other dpns; inadequate CG-owned qtrs
	N	IQA	IQA	W/O DPNS; or W/spouse in service no other dpns; inadequate DOD-owned qtrs.
	O	N/A	N/A	BAH II adeq qtrs, BAH w/dependents suspended. Member failed to verify CG-4170A.
	P	BA3	BAHDP	BAH-Diff for child support on or after 5 Dec 1991; assigned CG/DOD-owned single qtrs*
	Q	BA3	BAHDQ	BAH-Diff for child support on or after 5 Dec 1991; mbr assigned CG leased single qtrs
	R	BA3	BAHDR	BAH-Diff for child support on or after 5 Dec 1991; mbr not assigned govt qtrs
	S	N/A	N/A	BAH II Differential Grandfathered
T	BA1	BAH-T	BAH Child (if VDE 11 not '00000')	
	BA4	BAH-T	BAH TR Child (if VDE 11 is '00000')	

(*) No longer used.

Continued on next page

Section F
"P" ACTION CODES

P606 Change BAH, Continued

Expanded RECENTS Analysis (continued)

Code	Element	Description/SDA II Field Name
02	6 Digit Amount (0450.00 = \$450.00)	<u>Amount of Rental Charge for Inadequate Government Quarters</u>
11	5 Digit Zip Code	BAH W/Dependents/
12	5 Digit Zip Code	BAH W/O Dependents/
21*	(Blank)	Start VHA Offset for VHA W/Dependents/ <u>Start VHA</u>
22*	7 Digit Amount (00650.00 = \$650.00)	Start Amount of Rent or Mortgage/
23	7 Digit Amount (00650.00 = \$650.00)	Total Other Amount of Allowable Expenses/
24	2 Digits (01, 02, etc.)	Number of Shares/
25	5 Digit Zip Code (22345)	Spouse's Zip Code/ <u>BAH Zip Code</u>
26	Paygrade (E6, O3E etc.)	Spouse's Pay Grade
27	Dependent Status (WO = W/O Dependents WD = Dependents)	Spouse's BAQ Status; With or Without Dependents
28	Dependent Status (WO = W/O Dependents WD = Dependents)	Spouse's VHA Status; With or Without Dependents/
31 [^]	Blank or a "U"	Start VHA Offset for VHA Without Dependents/ <u>Start VHA</u>
32	7 Digit Amount (00550.00 = \$550.00)	Total Amount of Rent or Mortgage/
33	7 Digits (00225.00=\$225.00)	Total Amount Other Allowable Expenses/
34	7 Digits (00225.00=\$225.00)	Number of Shares/
35	5 Digit Zip Code (22345 etc.)	<u>BAH Zip Code</u>
36	Pay Grade (E2, O4, etc.)	Spouse's Zip Code/
37	Dependent Status (WO = W/O Dependents WD = Dependents)	Spouse's BAQ Status; With dependents or Without Dependents
38	Dependent Status (WO = W/O Dependents WD = Dependents)	Spouse's VHA Status; With dependents or Without Dependents

(*) No longer used.

Section F
"P" ACTION CODES

P607 Start Pay and Allowances as Indicated Below

Purpose Action code P607 is used to start/resume:

- Aviation Pay
- Diving Duty Pay
- Foreign Language Proficiency Pay
- Combat SGLI Allowance (One month only or until further orders)
- Hardship Duty Pay Location
- Hostile Fire Pay (One month only or until further orders)
- Tax Exclusion (One month only or until further orders)
- Subsistence Pay
- Cost of Living Allowance
- Career Sea Pay
- Career Sea Pay Premium
- Special Duty Assignment Pay
- Responsibility Pay
- Rental Charge for Inadequate Government Quarters
- Flight Deck Hazardous Duty Pay
- High Pressure Chamber Pay

Action code P607 was used to start VHA until 1 January 1998 when BAH was enacted.

Source A P607 is created in RECENTS when the “Start/Resume Pay and Allowances” transaction processes into JUMPS.

Expanded RECENTS Analysis The P607 in expanded RECENTS is described below.

- This table lists the variable data elements and descriptions/SDA II fields used with this action code.

Code	Element	Description
11	Flight Status (DIFPRO etc.)	<u>Aviation Career Incentive Pay</u>
12	Flight Status (DIFPRO etc.)	<u>Noncrew Member Hazardous Duty Incentive Pay</u>
13	Flight Status (DIFPRO etc.)	<u>Aviation Crew Member Hazardous Duty Incentive Pay</u>
14	Date (YYMMDD)	<u>Flight Deck Hazard Pay Start</u>

Continued on next page

Section F
"P" ACTION CODES

P607 Start Pay and Allowances as Indicated Below, Continued

Expanded RECENTS Analysis (cont'd)

Code	Element	Description/SDAII Field Name																				
15	Date (YYMMMDD)	<u>Flight Deck Hazard Pay Stop</u> <ul style="list-style-type: none"> To pay Flight deck Hazardous Duty Incentive Pay (FDHDIP), Element Codes 14 & 15 are used together. Element Codes 14 & 15 will be submitted for each month a member is entitled to FDHDIP. The P607 must have an effective date during the month the member earns the FDHDIP entitlement. Element Codes 14 & 15 are not used with Element Codes 11, 12, 13, 17, 18 or 19. 																				
17	Flight Status (DIFPRO etc.)	<u>Restart ACIP - Administrative Suspension removed</u>																				
18	Flight Status (DIFPRO etc.)	<u>Medically Qualified for Aviation. Remove Suspension</u>																				
19	Date (YYMMMDD)	<u>Continue ACIP past 25 Years of Aviation Service</u> <ul style="list-style-type: none"> PMIS/JUMPS will automatically terminate ACIP once a member has 25 years service. To restart ACIP on a member in a DIFOPS status use this element code. 																				
20	1 Character Code	<u>Diving Duty Pay</u> <ul style="list-style-type: none"> Element Codes 20 & 21 are used together starting diving pay and/or extending the diving qualification lapse date after re-qualification. For the re-qualification transaction, the effective date will be the date will be the date the transaction is prepared. <table border="0"> <tr> <td><u>Code</u></td> <td><u>Duty Type</u></td> </tr> <tr> <td>A</td> <td>Ship Salvage Diving Officer (SSDO)/Basic Diving Officer (BDO)</td> </tr> <tr> <td>B</td> <td>Officer with Scuba training only</td> </tr> <tr> <td>C</td> <td>Officer performing diving duty at school under instruction in a course above "Diver Second Class" (DUI)</td> </tr> <tr> <td>D</td> <td>Diver First Class (DV-1) Enlisted</td> </tr> <tr> <td>E</td> <td>Scuba Diver (DV-2) Enlisted</td> </tr> <tr> <td>F</td> <td>Scuba Diver (DV) Enlisted</td> </tr> <tr> <td>G</td> <td>Medical deep-sea diving technician (DV-M) Enlisted</td> </tr> <tr> <td>H</td> <td>Enlisted member performing diving duty at school under instruction (DUI) is a course above "Diver Second Class", unless entitled to a higher rate.</td> </tr> <tr> <td>I</td> <td>Master Diver (MDV)</td> </tr> </table>	<u>Code</u>	<u>Duty Type</u>	A	Ship Salvage Diving Officer (SSDO)/Basic Diving Officer (BDO)	B	Officer with Scuba training only	C	Officer performing diving duty at school under instruction in a course above "Diver Second Class" (DUI)	D	Diver First Class (DV-1) Enlisted	E	Scuba Diver (DV-2) Enlisted	F	Scuba Diver (DV) Enlisted	G	Medical deep-sea diving technician (DV-M) Enlisted	H	Enlisted member performing diving duty at school under instruction (DUI) is a course above "Diver Second Class", unless entitled to a higher rate.	I	Master Diver (MDV)
<u>Code</u>	<u>Duty Type</u>																					
A	Ship Salvage Diving Officer (SSDO)/Basic Diving Officer (BDO)																					
B	Officer with Scuba training only																					
C	Officer performing diving duty at school under instruction in a course above "Diver Second Class" (DUI)																					
D	Diver First Class (DV-1) Enlisted																					
E	Scuba Diver (DV-2) Enlisted																					
F	Scuba Diver (DV) Enlisted																					
G	Medical deep-sea diving technician (DV-M) Enlisted																					
H	Enlisted member performing diving duty at school under instruction (DUI) is a course above "Diver Second Class", unless entitled to a higher rate.																					
I	Master Diver (MDV)																					
21	Date (YYMMMDD)	<u>Diving Qualification Lapse Date</u> <ul style="list-style-type: none"> See note for above for VDE 20. 																				
23		<u>Hardship Duty Pay - Location</u>																				
24	2 Character Country Code (XX)	<u>Hostile Fire Pay This Month Only</u>																				
25	2 Character Country Code (XX)	<u>Hostile Fire Pay Until Further Orders</u>																				
26	3 Character Code (TAX)	<u>Tax Exclusion This Month Only</u>																				
27	3 Character Code (TAX)	<u>Tax Exclusion Until Further Orders</u>																				

Continued on next page

Section F
"P" ACTION CODES

P607 Start Pay and Allowances as Indicated Below, Continued

Expanded RECENTS Analysis (cont'd)

Code	Element	Description
28	Date (YYMMDD)	<u>HPCHDIP Start Date</u> Element Codes 28 & 29 are used together.
29	Date (YYMMDD)	<u>HPCHDIP Stop Date</u> • See notes for VDE 28.
30		<u>Regular BAS</u> (Obsolete effective 1 Jan 05 due to BAS reform)
31		<u>Special BAS</u> (Obsolete effective 1 Jan 02 due to BAS reform)
32		<u>Separate Rations</u> . (Obsolete effective 1 Jan 02 due to BAS reform)
33		<u>COMRATS (Academy Cadets)</u> . (Obsolete effective 1 Jan 02 due to BAS reform)
34		<u>Partial Bas.</u> (Obsolete effective 1 Jan 02 due to BAS reform)
36		<u>Enlisted BAS</u> without Discount Meal Rate deduction effective 1/1/2002
37		<u>ENL BAS</u> with Discount Meal Rate deduction (Effective 1 Jan 02)
38		<u>BAS II</u> (Entitlement effective 1 Apr 05)
39	(YYMMDD)	<u>VBSS HDIP Start Date</u>
40	(YYMMDD)	<u>VBSS HDIP Stop Date</u>
46	1 Character Code (W = COLA W/O, P = Partial COLA 47%)	<u>Partial COLA or COLA W/O Dependents</u>
47	5 Character Alpha-Numeric Locality Code	<u>Partial COLA or COLA W/O Dependents Location Code</u>
48	2 Digit (02 = 2 Dependents)	<u>Number of COLA Eligible Dependents</u>
49	5 Character Alpha-Numeric Locality Code (BD001)	<u>Location Code</u>
54	7 Digit OPFAC (0533445 etc.)	<u>Start Career Sea Duty/Pay District/OPFAC</u>
55	5 Character Alpha-Numeric Locality Code (BD001)	<u>Start Career Sea Pay Premium</u>

Continued on next page

Section F
"P" ACTION CODES

P607 Start Pay and Allowances as Indicated Below, Continued

Expanded RECENTS Analysis (cont'd)_

Code	Element	Description
70	2 Character Alpha-Numeric Code (R3, T5 etc.)	<u>Special Duty Assignment Pay Code</u> <ul style="list-style-type: none"> • SDAP Pay Codes and rates are published annually via ALSPO message. http://www.uscg.mil/hq/psc/alspo.asp
71	2 Character Alpha-Numeric Code	FLP JUMPS Code (the code used to look up the amount in the pay table)
72	8 Alpha Characters	FLP Language Indicator
73	YYYYMMDD	FLP Lapse Date (the expiration of the member's certification)
75		<u>Responsibility Pay</u>
80		<u>Combat SGLI Allowance (One month only)</u>
81		<u>Combat SGLI Allowance (Until further orders)</u>
87	6 Digit Amount (032500 = \$325.00)	<u>Inadequate Quarters - New Rental Charge</u>
88	5 Digit Zip Code (22334 etc.)	<u>VHA With Dependents Zip Code</u> Note: Element Codes 88 and 89 are no longer used.
89	5 Digit Zip Code (22334 etc.)	<u>Zip Code</u> Note: Element Codes 88 and 89 are no longer used.
90	5 Digit Zip Code (22334 etc.)	<u>INCONUS COLA Zip Code W/dependents</u>
91	5 Digit Zip Code (22334 etc.)	<u>INCONUS COLA Zip Code W/O dependents</u>

Section F
"P" ACTION CODES

P608 Start/Change/Verify VHA Offset as Indicated Below

Purpose Action code P608 was used to start, change, or verify VHA offset

Source Use of this action code was discontinued on 1 January 1998 when BAQ/VHA was replaced with BAH.

Expanded RECENTS Analysis The following variable data elements were used with action code P608.

- This table lists the variable data elements and descriptions/SDA II fields used with this action code.

Code	Element	Description
01	5 Digit Zip Code	<u>Start VHA Offset for VHA With Dependents</u>
02	5 Digit Zip Code	<u>Start VHA Offset for VHA Without Dependents</u>
03	Two Character Code (WD = With Dependent (WO = W/O Dependent)	<u>Change VHA Offset</u>
04		<u>Member Stationed in Alaska or Hawaii Receiving Two VHA Entitlements</u>
10	7 Digit Amount (0600.00 = \$650.00)	<u>Total Rent Amount or Mortgage</u>
12	7 Digit Amount (0600.00 = \$650.00)	<u>Total Other Allowable Expenses</u>
13	2 Digit # of Members Receiving VHA (02, 03 etc.)	<u>Number of Sharers</u>
14	5 Digit Zip Code	<u>Spouse's Zip Code</u>
15	Paygrade	<u>Spouse's Pay Grade</u>
16	Dependent Status (WD = With Dependents W/O = W/O Dependents)	<u>Spouse's BAQ Status</u>
17	Dependent Status (WD = With Dependents W/O = W/O Dependents)	<u>Spouse's VHA Status</u>

Section F
"P" ACTION CODES

P609 Start/Stop, Change Overseas Housing Allowance or Interim Housing Allowance

Purpose Action code P609 is used to start, stop, change overseas housing allowance or interim housing allowance.

Source A P609 is created in RECENTS when the “Overseas Housing Allowance Information” transaction processes into PMIS/JUMPS.

Expanded RECENTS Analysis The P609 in expanded RECENTS is described below.

- This table lists the variable data elements and descriptions/SDA II fields used with this action code.

Code	Element	Description/SDAII Field Name												
01		<u>Start OHA</u>												
02		<u>Stop OHA</u>												
03		<u>Change OHA</u>												
04	5 Character Alpha Numeric Locality Code	<u>Location Code</u> • Location codes can be found in Appendix K of the JFTR.												
05	6 Digit Amount (0600.00 = \$600.00)	<u>JFTR Rental Ceiling (U.S. Dollars)</u>												
06	6 Digit Amount (00650.00 = \$650.00)	<u>JFTR Monthly Utility/Recurring Maintenance Allowance (U.S. Dollars)</u>												
07	1 Alpha Character or 3 Digit Numeric Code (e. g. A or 025)	<u>JFTR Utility Indicator</u> • JFTR Utility Indicator Codes: <table border="0"> <thead> <tr> <th><u>Code</u></th> <th><u>Description</u></th> </tr> </thead> <tbody> <tr> <td>A</td> <td>All Utilities included in rent (member not entitled to utility/recurring maintenance allowance)</td> </tr> <tr> <td>B</td> <td>No utilities included in rent (member entitled to 100% of utility/recurring maintenance allowance)</td> </tr> <tr> <td>025</td> <td>Some utilities included in rent. Member entitled to 25% of utility/recurring maintenance all allowance)</td> </tr> <tr> <td>065</td> <td>Some utilities included in rent. Member entitled to 65% of utility/recurring maintenance allowance)</td> </tr> <tr> <td>100</td> <td>Some utilities included in rent. Member entitled to 100% of utility/recurring maintenance allowance)</td> </tr> </tbody> </table>	<u>Code</u>	<u>Description</u>	A	All Utilities included in rent (member not entitled to utility/recurring maintenance allowance)	B	No utilities included in rent (member entitled to 100% of utility/recurring maintenance allowance)	025	Some utilities included in rent. Member entitled to 25% of utility/recurring maintenance all allowance)	065	Some utilities included in rent. Member entitled to 65% of utility/recurring maintenance allowance)	100	Some utilities included in rent. Member entitled to 100% of utility/recurring maintenance allowance)
<u>Code</u>	<u>Description</u>													
A	All Utilities included in rent (member not entitled to utility/recurring maintenance allowance)													
B	No utilities included in rent (member entitled to 100% of utility/recurring maintenance allowance)													
025	Some utilities included in rent. Member entitled to 25% of utility/recurring maintenance all allowance)													
065	Some utilities included in rent. Member entitled to 65% of utility/recurring maintenance allowance)													
100	Some utilities included in rent. Member entitled to 100% of utility/recurring maintenance allowance)													

Continued on next page

Section F
"P" ACTION CODES

P609 Start/Stop, Change Overseas Housing Allowance or Interim Housing Allowance, Continued

Expanded RECENTS Analysis (cont'd)

Code	Element	Description/SDAII Field Name
08	Always 999.99	JFTR Monthly Initial/Terminal Occupancy Expense/ <u>Not Displayed in SDA II</u>
09	1 Character Code (H = Homeowner R = Renter)	<u>Homeowner/Renter Code</u>
10	2 Digits	Number of Sharers With Dependents/ <u>Does Member Have Dependents</u>
12	2 Digit # of Sharers (02, 04 etc.)	Number of Shares Without Dependents/ <u>Does Member Have Dependents</u>
13	6 Digit Actual Rent (Foreign currency converted to US \$) (0650.00 = \$650.00)	<u>Rent in Foreign/US Currency</u>
14	6 Digit Actual Rent Paid in US \$ (0650.00 = \$650.00)	<u>Rent in Foreign/US Currency</u>
15		Start Interim Housing Allowance/ <u>Not Displayed in SDA II</u>
16		Stop Interim Housing Allowance/ <u>Not Displayed</u>
17	6 Digit MIHA Amount Prescribed in Appendix k of the JFTR (0600.00 = \$600,00)	<u>MIHA/Miscellaneous/US</u> (U.S. Dollars)
18	6 Digit MIHA Amount for MIHA Rent (0600.00 = \$600,00)	<u>MIHA/Rent/US</u>
19	6 Digit MIHA Amount for MIHA Security (0600.00 = \$600,00)	<u>MIHA/Security/US</u>

Section F
"P" ACTION CODES

P612 Member Returned From Confinement. Adjust Base Dates. Resume Pay and Allowances Previously Suspended by P640 Element Code 02/03/04.

Purpose Action code P612 is used to report when a member returns from confinement, adjust base dates, and resume pay and allowances previously suspended by Action Code [P640](#).

Source A P612 is created in RECENTS when the “Member Returned from Confinement” transaction processes into PMIS/JUMPS.

Expanded RECENTS Analysis The P612 in expanded RECENTS is described below.

- This table lists the variable data elements and descriptions/SDA II fields used with this action code.

Code	Element	Description/SDAII Field Name
07	Date (YYMMMDD)	<u>Date Departed for Confinement</u>
08	Date (YYMMMDD)	<u>Date Returned from Confinement</u>
09		<u>Deductible Time - YYMMMDD</u>

Section F
"P" ACTION CODES

P616 Terminate Absence Due to Illness Caused by and Immediately Following Misconduct or Intemperate use of Alcoholic Liquors/Habit Forming Drugs. Fit for Full Duty, Resume Pay and Allowances Previously Stopped by a P644 Dated (Time and Date)

Purpose Action code P616 is used to terminate an absence due to an illness caused by and immediately following misconduct or the intemperate use of alcoholic liquors or habit-forming drugs.

Source A P616 is created in RECENTS when the “End Absence Due to Alcohol/Drugs” transaction processes into PMIS/JUMPS.

Expanded RECENTS Analysis The P616 in expanded RECENTS is described below.

- This table lists the variable data elements and descriptions/SDA II fields used with this action code.

Code	Element	SDAII Field Name
07	Date (YYMMMDD)	<u>Date Deductible Time Began</u>
08	Date (YYMMMDD)	<u>Date Member Reported Back for Duty</u>
09		<u>Deductible Time-YYMMDD</u>

Section F
"P" ACTION CODES

P620 Change Subsistence and/or Career Sea Duty Entitlements Due to TDY/Permissive Orders (Obsolete 1/25/08)

Purpose Action code P620 was used to report temporary duty (TDY) or permissive travel resulting in changes to a member's messing and/or sea pay/time entitlements.

Source A P620 is created in RECENTS when a Direct Access [Compensate Employees](#) > [Maintain Entitlements](#) > [Use](#) > [TDY Entitlements](#) transaction is created. Use of the TDY Entitlements/P620 transaction was discontinued on 25 January 2008. P607/P625 transactions will used to start/stop messing/sea pay entitlements due to TDY orders. See [E-Mail ALSPO A/08](#) for more information.

Expanded RECENTS Analysis The P620 in expanded RECENTS is described below.

- This table lists the variable data elements and descriptions used with this action code.

Code	Element	Description												
01	1 Alpha Character	<u>Messing Status of TDY Unit</u> <ul style="list-style-type: none"> • Applicable codes for Messing Status are: <table style="margin-left: 20px;"> <thead> <tr> <th style="text-align: left;">Code</th> <th style="text-align: left;">Meaning</th> </tr> </thead> <tbody> <tr> <td>A</td> <td>Essential Messing Unit (enlisted only) not valid after 12/31/2001</td> </tr> <tr> <td>B</td> <td>Non-Essential Messing Unit (enlisted only) not valid after 12/31/2001</td> </tr> <tr> <td>C</td> <td>Officer, messing status of TDY unit not applicable</td> </tr> <tr> <td>D</td> <td>Enlisted member who is required to eat meals at the TDY dining facility (EUM/ESM/Sea Duty)</td> </tr> <tr> <td>E</td> <td>Enlisted member who is not required to eat meals at the TDY dining facility (EUM/ESM/Sea Duty)</td> </tr> </tbody> </table> 	Code	Meaning	A	Essential Messing Unit (enlisted only) not valid after 12/31/2001	B	Non-Essential Messing Unit (enlisted only) not valid after 12/31/2001	C	Officer, messing status of TDY unit not applicable	D	Enlisted member who is required to eat meals at the TDY dining facility (EUM/ESM/Sea Duty)	E	Enlisted member who is not required to eat meals at the TDY dining facility (EUM/ESM/Sea Duty)
Code	Meaning													
A	Essential Messing Unit (enlisted only) not valid after 12/31/2001													
B	Non-Essential Messing Unit (enlisted only) not valid after 12/31/2001													
C	Officer, messing status of TDY unit not applicable													
D	Enlisted member who is required to eat meals at the TDY dining facility (EUM/ESM/Sea Duty)													
E	Enlisted member who is not required to eat meals at the TDY dining facility (EUM/ESM/Sea Duty)													
02	7 Character date & 4 Digit Time (YYMMMDD0900)	<u>PERMDU Depart Date</u> Date member departed for TDY from the permanent unit. Used in all case as directed by ALPERSRU/02. <u>PERMDU Depart Time</u>												
03	7 Character date & 4 Digit Time (YYMMMDD0900)	<u>TDY Report Date</u> Date member reported to the TDY unit. Used when TDY is to a unit where an enlisted member must eat in the galley. <u>TDY Report Time</u>												

Continued on next page

Section F
"P" ACTION CODES

P620 Change Subsistence and/or Career Sea Duty Entitlements Due to TDY/Permissive Orders (Obsolete 1/25/08),
Continued

Expanded RECENTS Analysis (continued)

Code	Element	Description
04	7 Character date & 4 Digit Time (YYMMMDD0900)	<u>TDY Depart Date</u> Date member departed the TDY unit. Used when TDY is to a unit where an enlisted member must eat in the galley. <u>TDY Depart Time.</u>
05	7 Character date & 4 Digit Time (YYMMMDD0900)	<u>PERMDU Report Date</u> Date member reports back to the permanent unit from TDY. Used in all cases as directed by ALPERSRU/02 <u>PERMDU Report Time</u>
06	1 Character Code A BAS Not valid after 12/31/2001 B Rations in Kind Not valid after 12/31/2001 C SEPRATS Not valid after 12/31/2001 D Enlisted member who is going PCS or TDY immediately on the next day. E Enlisted member who is required to eat meals at the PERMDU dining facility (EUM/ESM/Sea Duty) F Enlisted member who is not required to eat meals at the PERMDU dining facility (Non EUM/ESM/Sea Duty)	<u>Messing Status of PERMDU Unit</u> <ul style="list-style-type: none"> • When code "D" is used, no subsistence entitlement will be paid the next. Another document (8C or P620) must be submitted to start subsistence the next day. • When the member goes TDY, the Discount Meal Rate will stop/start; the BAS entitlement at the permanent duty unit will continue through the TDY period. • When Mobile Unit personnel are deployed to a vessel with a messing facility, a Change BAS (P620) transaction shall be prepared. The P620 transaction shall be prepared as prescribed above, with the following exceptions: <ol style="list-style-type: none"> 1. If TDY is to a Coast Guard vessel, use Code D for VDE 01 (Messing Status of TDY Unit). 2. If TDY is to a Navy or foreign vessel, use Code E for VDE 01 (Messing Status of TDY Unit).
07	7 Digits	<u>TDY Claim Number</u>
11	Date (YYMMMDD)	<u>Vessel Report Date</u>
12	Date (YYMMMDD)	<u>Vessel Depart Date.</u>
13	7 Digits District/OPFAC of Sea Duty Unit (0716306)	<u>Sea Duty District/OPFAC</u>

Section F
"P" ACTION CODES

P625 Stop Pay and Allowances as Indicated Below

Purpose Action code P625 is used to stop pay and allowances in case where the pay stop is not made in conjunction with another Personnel Action or in conjunction with an Endorsement on Orders.

Source A P625 is created in RECENTS when the “Stop Pay and Allowances” transaction processes into JUMPS.

Expanded RECENTS Analysis The P625 in expanded RECENTS is described below.

Code	Element	Description/
01		<u>25% Basic pay Increase</u>
11	Flight Status	<u>Aviation Career Incentive Pay</u>
12		<u>Aviation Noncrew Member Hazardous Duty Pay</u>
13		<u>Aviation Crew Member</u>
20		<u>Diving Duty Pay</u>
22		<u>Career Sea Duty/Sea Pay Premium</u>
23		<u>Hardship Duty Pay – Location</u>
24		<u>Hostile Fire Pay</u>
26		<u>Entitlement to Tax Exclusion for Duty in Combat Zone</u>
30		<u>Regular BAS</u> (Obsolete on 1 Jan 05 due to BAS reform)
31		<u>Special Delivery</u>
32		<u>Separate Rations</u> (Obsolete on 1 Jan 02 due to BAS reform)
33		COMRATS (Academy Cadets) (Obsolete on 1 Jan 02 due to BAS reform)
34		<u>Partial BAS</u> (Obsolete on 1 Jan 02 due to BAS reform)
36		<u>ENL BAS</u> without Discount Meal Rate deduction effective 1/1/2002
37		<u>ENL BAS</u> with Discount Meal Rate deduction effective 1/1/2002
38		<u>BAS Type II</u> (Entitlement effective 1 Apr 05)
43		<u>COLA Without Dependents/Partial COLA</u>
44		<u>COLA With Dependents</u>
70		<u>Special Duty Assignment Pay</u>
71		<u>Foreign Language Proficiency Pay</u>
75		<u>Responsibility Pay</u>
81		<u>Combat SGLI Allowance</u>
87*		<u>Stop BAH (Reserve short-term (R990) orders only)</u>
88		<u>CONUS COLA</u>

(*) Previously stop VHA.

Section F
"P" ACTION CODES

P633 Stop All Pay and Allowances From This Date Due to Fraudulent Enlistment

Purpose	Action code P633 is used to stop all pay and allowances due to a fraudulent enlistment.
----------------	---

Source	A P633 is created in RECENTS when the “Stop Pay and Allowances Due to Fraudulent Enlistment” transaction processes into PMIS/JUMPS.
---------------	---

Expanded RECENTS Analysis	Action code P633 does not have any variable data elements.
----------------------------------	--

Section F
"P" ACTION CODES

P640 Member Placed in Confinement by Military/Civil Authorities

Purpose Action code P640 is use to report that a member has been placed in confinement by military or civil authorities.

Source A P640 is created in RECENTS when the “Member Placed in Confinement” transaction processes into PMIS/JUMPS.

Expanded RECENTS Analysis The P640 in expanded RECENTS is described below.

- This table lists the variable data elements and descriptions/SDA II fields used with this action code.

Code	Element	Description/SDAII Field Name
01		<u>Military Facility Under Military Control</u> <ul style="list-style-type: none">• This code will continue payment of all pay and allowances.
02		<u>Military Facility Under Control of Foreign Civilian Authority</u> <ul style="list-style-type: none">• This code will suspend all pay and allowances.
03		<u>Civilian Facility Under Control of Civil Authority</u> <ul style="list-style-type: none">• This code will suspend all pay and allowances.
04		<u>Military Facility Under Control of Civil Authority</u> <ul style="list-style-type: none">• This code will suspend all pay and allowances.

Section F
"P" ACTION CODES

P644 Member Begins Absence Due to Illness Caused by and Immediately Following Misconduct or Intemperate Use of Alcoholic Liquors/Habit Forming Drugs. Stop Basic Pay, Any Special or Incentive Pay, and Credit of BMA or SMA. Continue Payment of Any Allowances Currently Authorized

Purpose Acton code P644 is used to stop basic pay, any special or incentive pay, credit CMA and continue payment of any allowances currently authorized when a member begins absence due to illness caused by and immediately following misconduct or intemperate use of alcoholic liquors or habit forming drugs.

Source A P644 is created in RECENTS when the "Member Begins Absence Due to Illness Caused By" transaction processes into PMIS/JUMPS.

Expanded RECENTS Analysis No variable data elements are used with this action code.

Section F
"P" ACTION CODES

P671 Suspend Flight Pay/Terminate Aviation Status as Listed Below From This Date

Purpose Action code P671 is used to suspend flight pay and/or terminate aviation status.

Source A P671 is created in RECENTS when the “Suspend Flight Pay/Terminate Aviator Status” transaction processes into PMIS/JUMPS.

Expanded RECENTS Analysis The P671 in expanded RECENTS is described below.

- This table lists the variable data elements and descriptions/SDA II fields used with this action code.

Code	Element	SDAII Field Name								
01	Flight Status	<u>Suspend ACIP/Flight Status</u> <ul style="list-style-type: none">• The following are flight status abbreviations: <table><thead><tr><th><u>Code</u></th><th><u>Meaning</u></th></tr></thead><tbody><tr><td>1</td><td>DIFOPS</td></tr><tr><td>2</td><td>DIFDEN</td></tr><tr><td>3</td><td>DIFPRO</td></tr></tbody></table>	<u>Code</u>	<u>Meaning</u>	1	DIFOPS	2	DIFDEN	3	DIFPRO
<u>Code</u>	<u>Meaning</u>									
1	DIFOPS									
2	DIFDEN									
3	DIFPRO									
03		<u>Terminate Aviator Status</u>								

Section F
"P" ACTION CODES

P800 Correct Information in Segment 76 (Individual Allotment) or Segment 78 (Bond Allotment)

Purpose Action code P800 is used to correct or change an address to an existing individual (not blanket or EFT) allotment or savings bond allotment.

Source A P800 is created in RECENTS when the "Correct Address Info for Individual or Bond Allotments" transaction processes into PMIS/JUMPS.

Expanded RECENTS Analysis The P800 in expanded RECENTS is described below.

- This table lists the variable data elements and descriptions/SDA II fields used with this action code.

Code	Element	Descripton/SDAII Field Name
01	3 Digits (001 etc.)	<u>Allotment Number</u>
02	1 Alpha Character, followed by a 1 (A1, B1, etc.)	<u>Purpose Code</u>
15	15 Alpha/Numeric Characters Maximum	First Line Payee Address/ <u>Address</u>
16	15 Alpha/Numeric Characters Maximum	First Line Payee Address - 2nd 15 Characters/ <u>Address</u>
17	15 Alpha/Numeric Characters Maximum	First Line Payee Address - Remaining 15 Characters/ <u>Address</u>
18	15 Alpha/Numeric Characters Maximum	Second Line Payee Address/ <u>Address</u>
19	15 Alpha/Numeric Characters Maximum	Second Line Payee Address 2nd 15 Characters/ <u>Address</u>
20	15 Alpha/Numeric Characters Maximum	Second Line Payee Address - Remaining 15 Characters/ <u>Address</u>
21	15 Alpha/Numeric Characters Maximum	Payee City/ <u>City</u>
22	2 Alpha Characters	Payee State/ <u>St</u>
23	5 or 9 Digits (2 May Be Alpha) (27909, FC600 etc.)	Payee Zip/Postal Code/ <u>Zip/Postal</u>

Continued on next page

Section F
"P" ACTION CODES

**P800 Correct Information in Segment 76 (Individual Allotment)
or Segment 78 (Bond Allotment), Continued**

Expanded RECENTS Analysis (continued)

Code	Element	Description/SDA Field Name
31	15 Alpha/Numeric Characters Maximum	First Line Bond Allotment Address/ <u>Address</u>
32	15 Alpha/Numeric Characters Maximum	First Line Bond Allotment Address - Remaining 10 Characters/ <u>Address</u>
33	10 Alpha/Numeric Characters Maximum	Second Line Bond Allotment Address - First 15 Characters/ <u>Address</u>
34	10 Alpha/Numeric Characters Maximum	Second Line Bond Allotment Address - Remaining 10 Characters/ <u>Address</u>
35	14 Alpha/Numeric Characters Maximum	Bond Allotment Address City/ <u>City</u>
37	2 Alpha Characters (VA, NC etc.)	Bond Allotment Address State/ <u>St</u>
38	5 or 9 Digits	Bond Allotment Address Zip/ <u>Zip/Postal</u>

Section F
"P" ACTION CODES

P809 Servicemember's Group Life Insurance (SGLI)

Purpose Action code P809 is used to report electing or declining coverage of Servicemember's Group Life Insurance (SGLI).

Source A P809 is created in RECENTS when the "Elect/Decline SGLI" transaction processes into JUMPS.

Expanded RECENTS Analysis The P809 in expanded RECENTS is described below.

- This table lists the variable data elements and descriptions/SDA II fields used with this action code.

Code	Element	Description					
01		<u>Discontinue Coverage</u> <u>Discontinue Coverage on 31st Day of Military Confinement</u> <u>Discontinue Coverage Due to Military Confinement</u>					
02		<u>Reduction in Coverage</u>					
03		Elects Reinstatement After Electing Reduced Coverage or Declining/ <u>Reinstatement in Coverage</u>					
04		Reinstate. Return From Military Confinement in Pay Status/ <u>Return From Military Confinement</u>					
05		<u>Decline Coverage</u>					
06		VA Forms SGLV-8285 or SGLV-8286 Not Required/					
07		VA Forms SGLV-8285 or SGLV-8286 Received					
08	1 Alpha/ Numeric	<u>SGLI Coverage Amount</u>					
		Code	Amount	Code	Amount	Code	Amount
		0	Declined	A	\$100,000	K	\$200,000
		1*	\$10,000	B*	\$110,000	L*	\$210,000
		2*	\$20,000	C*	\$120,000	M*	\$220,000
		3*	\$30,000	D*	\$130,000	N*	\$230,000
		4*	\$40,000	E*	\$140,000	O*	\$240,000
		5	\$50,000	F	\$150,000	P	\$250,000
		6*	\$60,000	G*	\$160,000	Q	\$300,000
		7*	\$70,000	H*	\$170,000	R	\$350,000
		8*	\$80,000	I*	\$180,000	S	\$400,000
		9*	\$90,000	J*	\$190,000	Y	An administrative stop to SGLI that can only be used by PSC.
(*)Not valid after 7/31/05. Only 50K increments, up to 400K, are authorized							
09		<u>Increase in Coverage</u>					
10	CCYYMMDD	<u>Spouse's date of birth</u> (for SGLI family coverage) EC 08 and 11 must also be used.					
11	1 Alpha/ Numeric	<u>Dependent Amount Code</u> (0-9, or A from same table as EC 08 above) EC 08 and 10 must also be used.					
60	8 Alpha/ Numeric	<u>DATE</u>					

Section F
"P" ACTION CODES

P810 Family Member Dental Plan (Obsolete Nov 2000)

Purpose Action code P810 is used to report Family Member Dental Plan election. Action code P810 will not be used after end-month compute in December 2000. The contractor instead of the PERSRU will do TFMDP enrollments, changes, and terminations.

Source Action code P810 is created in RECENTS when the “Dependent Dental Insurance” transaction processes into PMIS/JUMPS.

Expanded RECENTS Analysis The P810 in expanded RECENTS is described below.

- This table lists the variable data elements and descriptions/SDA II fields used with this action code.

Code	Element	Description/SDAII Field Name																		
01	2 Digits	<u>Number (of dependents) 4 Years of Age and Over</u>																		
02	2 Digits	<u>Number (of dependents) Under 4 Years of Age</u>																		
03		<u>Single Dependent Living in Separate Location</u> <ul style="list-style-type: none"> • Used only if member has family members residing in two separate locations. If member has only one eligible family member residing in a different location from the member, VDE 01 is used. 																		
05		<u>Multiple Dependents Living in Separate Location</u>																		
06		<u>Single Premium For OUTCONUS Returnee (Any Age)</u>																		
07		<u>Family Premium For OUTCONUS Returnee</u>																		
08		<u>Single Premium For OCONUS Returnee (Remotely Located)</u>																		
09		<u>Family Premium For OCONUS Returnee (Remotely Located)</u>																		
20	1 Character Code	<u>Stop Coverage Code</u>																		
		<table border="1" style="width: 100%;"> <thead> <tr> <th style="text-align: center;">Code</th> <th style="text-align: center;">Reason</th> </tr> </thead> <tbody> <tr> <td style="text-align: center;">A</td> <td>Blank code, coverage not being stopped</td> </tr> <tr> <td style="text-align: center;">B</td> <td>Dissatisfied with the benefits package</td> </tr> <tr> <td style="text-align: center;">C</td> <td>Dissatisfied with the quality of treatment received.</td> </tr> <tr> <td style="text-align: center;">D</td> <td>Dissatisfied with the premium amount.</td> </tr> <tr> <td style="text-align: center;">E</td> <td>Satisfied, but disenrolling for personal reasons.</td> </tr> <tr> <td style="text-align: center;">F</td> <td>Change in duty station – OUTCONUS.</td> </tr> <tr> <td style="text-align: center;">G</td> <td>Change in duty station – CONUS.</td> </tr> <tr> <td style="text-align: center;">J</td> <td>No Eligible Dependents (Used for H810).</td> </tr> </tbody> </table>	Code	Reason	A	Blank code, coverage not being stopped	B	Dissatisfied with the benefits package	C	Dissatisfied with the quality of treatment received.	D	Dissatisfied with the premium amount.	E	Satisfied, but disenrolling for personal reasons.	F	Change in duty station – OUTCONUS.	G	Change in duty station – CONUS.	J	No Eligible Dependents (Used for H810).
Code	Reason																			
A	Blank code, coverage not being stopped																			
B	Dissatisfied with the benefits package																			
C	Dissatisfied with the quality of treatment received.																			
D	Dissatisfied with the premium amount.																			
E	Satisfied, but disenrolling for personal reasons.																			
F	Change in duty station – OUTCONUS.																			
G	Change in duty station – CONUS.																			
J	No Eligible Dependents (Used for H810).																			

Section F
"P" ACTION CODES

P820 Thrift Savings Plan

Purpose **Action code P820 is used to start, change or stop TSP elections.**

Source P820 is input through Peoplesoft at the Personnel Service Center.

Expanded RECENTS Analysis The P820 in expanded RECENTS is described below. This table lists the variable data elements and descriptions used with this action code.

Code	Element	Descriptions
01	Base pay (%)	3 character field, no decimal—example: 007
02	Special pay (%)	3 character field, no decimal—example: 100
03	Incentive Pay (%)	3 character field, no decimal—example: 100
04	Bonus (%)	3 character Field, no decimal—example: 100
05	TSP Date	YYMMDD format—example: 02 JAN 01 – (VDE 05 will always be the first of the month and no other day of the month) Will always be present with one of the other VDEs.
06	Catch-up (\$ amount)	8 digit amount field (signed). Example 0004000082=\$1400.00 Two decimal – example 999999.99.

VDEs 01, 02, 03, and 04 could contain zeros in the event of stopping TSP.

Section F
"P" ACTION CODES

P950 Physical Examination Information

Purpose Action code P950 is use to record physical examination status/results.

Source A P950 is created in RECENTS when the “Physical Examination Information” transaction processes into PMIS/JUMPS.

Expanded RECENTS Analysis The P950 in expanded RECENTS is described below.

- This table lists the variable data elements and descriptions/SDA II fields used with this action code.

Code	Element	Description/SDAII Field Name	
01	Date (YYMMMDD)	<u>Date of Physical Exam</u>	
02	1 Character	<u>Physical Exam Status Code</u>	
		Code	Status
		A	Qualified on periodic exam
		D	Qualified for discharge/retirement/RELAD
		N	Not Qualified
		O	Qualified for overseas/sea duty assignment
		P	Permanent Waiver (Reserve Members Only)
		Q	Qualified (Reserve Members Only)
		T	Temporarily Disqualified
		W	Temporary Waiver (Reserve Members Only)
03	Date (YYMMMDD)	<u>Physical Exam Review Date</u>	
04	1 Alpha/Numeric	<u>Type of Physical Exam</u>	
		Code	Type
		0	Misc
		1	Reenl/Extension
		2	Relad/Discharge/Separation
		3	Quadrennial
		4	Annual
		5	Overseas/Sea Duty
		6	Retirement
		7	Original Enlistment
		8	CO/OINC Afloat
		9	OCS/Direct Comm/Pre-Comm

Section G
"R" ACTION CODES

Section Overview

Introduction This section lists the purpose variable data elements and element code descriptions for "R" transactions as they appear in the Recent Transaction File (RECENTS).

In this section

Action Code	Purpose	See Page
R900	Miscellaneous	6-G-2
R910	Change Category, Class, Pay Status	6-G-6
R920	Assignment/Removal of Training Rating Codes	6-G-8
R960	Officer Experience Indicator	6-G-9
R970	Correspondence Course Completions	6-G-10
R975	Process Lump Sum Leave Entitlement	6-G-11
R985	IDT Drill Pay and Points	6-G-13
R990	Pay and Points for Reserve Short-Term Active Duty Periods	6-G-14
R991	Stop Entitlements for Reserve Short-Term Active Duty	6-G-16

Section G
"R" ACTION CODES

R900 Miscellaneous

Purpose Action code R900 is used to report miscellaneous events.

Source A R900 is created in RECENTS when the "Report Miscellaneous Events" transaction processes into PMIS/JUMPS.

Expanded RECENTS analysis This table lists the variable data elements and descriptions/SDA II fields used with this action code.

Codes 01, 03, 09 and 10 are no longer used.

Code	Element	Description/SDAII Field Name
01	District/OPFAC (0182006 etc.)	District/OPFAC Number (Done by L68C PCS)
02	Beginning and Ending Date (YYMMDDYY- MMMDD or YYMMMDD9999- 9999)	Anniversary Date
03	6 Digit Code (160168 etc.)	Civilian Occupation Code (Done in Direct Access)
06	(Blank)	Dropped From Rolls
07	Date (YYMMDD)	Date Pay and Allowances Accrue From
08	Date (YYMMDD)	Date of Initial Entry Into Reserve Forces
09	10 Digit phone number	Work Phone (Done in Direct Access)
10	10 Digit phone number	Home Phone (Done in Direct Access)
11	Date (YYMMDD)	Drill Obligation Date
12	Date (YYMMDD)	Date Military Obligation Complete

Continued on next page

Section G
"R" ACTION CODES

R900 Miscellaneous, Continued

Expanded RECENTS analysis (continued) (continued)

Code	Element	Description/SDA II Field	
20	2 character Code	Transfer reason code:	
		EF	Member was fully qualified for reenlistment but was not authorized to reenlist.
		EG	Member was on ADSW-AC/ADSW-RC/EAD and was eligible to return to SELRES but a billet was not available.
		EH	Officer was passed over twice and removed from the SELRES and transferred to IRR before 30 June of the same promotion year (mandatory date for discharge).
		IL	Officer passed over twice and removed from the SELRES on the mandatory date for discharge.
		IM	Separated at member's request
		IN	Failed to meet training or performance required.
		IO	Did not meet all the requirements for membership, including medical fitness standards that were in effect 91Oct01.
		IP	Immediately eligible for military retired, retainer pay or separation pay under Section 1174 of Title 10, U. S. C.
		IQ	Refused to accept another position within reasonable commuting distance.
		IR	Entered extended active duty for an immediate appointment or enlistment in another reserve component for continued service in Selected Reserve.
		IS	Serve in non-pay billets such as the Individual Ready Reserve or voluntary training units.
		IT	Transferred from other than SELRES to ADSW-AC, ADSW-RC, EAD.
IU	Discharged on expiration of member's term of enlistment, unless member was fully qualified for reenlistment, requested reenlistment, but was not authorized to reenlist.		

Continued on next page

Section G
"R" ACTION CODES

R900 Miscellaneous, Continued

Expanded RECENTS analysis (continued) (continued)

Code	Element	Description/SDA II Field	
20 (cont'd)	2 Character Code Transfer Reason Code	Code	Description
		IV	Active duty RELAD
		IW	Refused to change rating
		IX	Adverse conditions defined by Commandant.
		IZ	Failed to earn permanent status
21	1 Character Code	Provisional Petty Officer Y=Yes N=No	
22	1 Character Code	2 X 2 X 4 or 2 X 4 Y=Yes N=No	

Section G
"R" ACTION CODES

R910 Change Category, Class, Pay Status

Purpose Action code R910 is used to change a reserve member's category, class, or pay status.

Source Acton code R910 is generated by PERSRUs when a “Change Category, Class, Pay Status” event is recorded in SDA II.

Expanded RECENTS analysis This table lists the variable data elements and descriptions/SDA II fields used with this action code.

Code	Element	Description/SDA II Field	
01	1 Alpha character code	Reserve Category	
		Code	Description
		I	Standby Reserve (Inactive Status)
		R	Ready Reserve
	S	Standby Reserve (Active Status)	
02	1 Alpha character code	Reserve Classification	
		Code	Description
		I	Inactive duty officer, within their 8 year obligation
		J	Prior service CG enlisted, within their 8 year obligation
		K	Enlisted member who is a student and performs a split phase IADT
		L	Enlisted member recruited as a P or K but failed to complete IADT. Not used after 1996.
		M	Student participating in the MARTP program
		N	Member with service obligation, not in another class
		P	Enlisted member, required to attend recruit training and class "A" school during one IADT phase
		Q	Member without a statutory obligation
		S	Enlisted member, completes 4 months IADT. Not used.
		X	Enlisted member, non-prior service direct petty officer
Y	Enlisted member, attends recruit training and 30 days OJT while on IADT		

Continued on next page

Section G
"R" ACTION CODES

R910 Change Category, Class, Pay Status, Continued

**Expanded
RECENTS
analysis
(continued)**

Note: Element "M"-Mobilized is no longer used it has been removed from the listing below.

Code	Element	Description/SDA II field
03	1 Character Alpha Code	Reserve Training/Pay Status
	Code	Meaning
	A	Includes most SELRES in a Pay Status.
	B	IMA with Selective Service System (reimbursable).
	C	Previously used for RKs in interphase. No longer in use.
	D	Reserve Flag Officers.
	E	Reservists with drill obligation without access to IDT unit.
	F	RPs, RKs, and RLs on IADT.
	G	Key Federal employees in the Standby Reserve (Active Status).
	H	Members with no requirement to drill.
	I	Standby Reserve (Inactive Status)
	J	Reservists who have enlisted to attend OCS but have not reported.
	M	Reservists currently mobilized, but expected to return to drilling status upon RELAD. No longer used. These members can be found using duty codes for Involuntary Active Duty.
N	All others in the Standby Reserve (Active Status)	
P	RPs, RKs, and RYs recruited but not yet reported to IADT.	

Section G
"R" ACTION CODES

R920 Assignment/Removal of Training Rating Codes

Purpose Action code R920 is used to record the assignment or removal of training rating codes.

Source Action code R920 is generated by PERSRUs when an “Assign/Remove Training Rating” event is recorded in SDA II.

Expanded RECENTS analysis This table lists the variable data elements and descriptions/SDA II fields used with this action code.

Code	Element	Description/SDA II Field
01	2 character code representing enlisted rating	Current training rating
02		Remove training rating
03	Date (YYMMMDD)	Reserve Training Rate Date (Effective date of Element Code 01)

Section G
"R" ACTION CODES

R960 Officer Experience Indicator

Purpose Action code R960 is used to record a reserve officer experience indicator code.

Source Action code R960 is generated by PERSRUs when a “Reserve Officer Experience Indicator” event is recorded in SDA II.

Expanded RECENTS analysis This table lists the variable data elements and descriptions/SDA II fields used with this action code.

Note: Refer to Reserve Policy Manual (COMDTINST M1001.28), Chap 6-A, for Officer Experience Indicator code descriptions

Code	Element	Description/SDA II Field
01	2 digits	Primary Officer Experience Indicator
02	1 digit	Level of Primary Officer Experience Indicator
03	2 digits	Secondary Officer Experience Indicator
04	1 digit	Level of Secondary Officer Experience Indicator
05	1 digit	First Digit of Civilian Occupation Code
06	1 digit	Second Digit of Civilian Occupation Code

Section G
"R" ACTION CODES

R970 Correspondence Course Completions

Purpose Action code R970 is used to record the completion of non-Coast Guard correspondence courses for a reserve member.

Source Acton code R970 is generated by PERSRUS when a "Report Course Completion " event is recorded in SDA II.

Expanded RECENTS analysis This table lists the variable data elements and descriptions/SDA II fields used with this action code.

Code	Element	Description/SDA II Field
06	Date (YMMMDD)	Date Correspondence Course Completed
07	2 digits	Number of points earned
08	15 alpha/numeric characters	Course number and title

Section G
"R" ACTION CODES

R975 Process Lump Sum Leave Entitlement

Purpose Action code R975 is used to process lump sum leave payment for reserve members.

Source Actin code R975 is generated by PERSRUs when a "Process Lump Sum Leave Payments" event is recorded in SDA II.

Expanded RECENTS analysis This table lists the variable data elements and descriptions/SDA II fields used with this action code.

Code	Element	Description/SDA II Field
01	15 Alpha/ Numeric Characters	First 15 characters of accounting data: <u>Dist Code</u> <u>Appr Code</u> <u>Lim Code</u> <u>Alt Fnd</u> <u>Alt Lvl</u> <u>Prog Elem</u>
02	13 Alpha/ Numeric Characters	Characters 16-28 of accounting data: <u>Cost Cntr</u> <u>Obj Class</u> <u>Doc ID Type</u> <u>Doc ID FY</u>
03	12 Alpha/Numeric Characters	Characters 29-40 of accounting data: <u>Doc ID TONO</u> <u>Doc Suf</u>
04	10 Alpha/ Numeric Characters	Duty type/P&A code/Mode or Program Code Not displayed in SDA II
05	Date/Time	Date/Time Arrived Duty Station Not displayed in SDA II

Continued on next page

Section G
"R" ACTION CODES

R975 Process Lump Sum Leave Entitlement, Continued

Expanded RECENTS analysis (continued)

Code	Element	Description/SDA II Field
06	3 digits	Total Days Unused Leave
07	3 digits	Days LS Non-SLB Leave to Sell
08	3 digits	Days Unused LS Non-SLB Leave to Carry Forward
21	9 Characters	SYS DATA
22	6 Characters	Program Element

Section G
"R" ACTION CODES

R985 IDT Drill Pay and Points

Purpose Action code R985 is used to report Inactive Duty Training (IDT) pay and points for a reserve member.

Source Action code R985 is generated by Commands and SPOs when a “Schedule Drills” event is recorded as “Complete” in DA.

Expanded RECENTS analysis This table lists the variable data elements and descriptions used with this action code.

Code	Element	Description								
01	7 Digits	District OPFAC								
02	1 Character	Duty type code (Refer to page 2-B-3 of this manual for code listing)								
04	2 Characters	Program Designator 1 (Refer to page 2-B-3 of this manual for code listing)								
05	2 Characters	Program Designator 2 (Refer to page 2-B-3 of this manual for code listing)								
06	1 Character	IDT COMRATS Code (Meal code) (Refer to page 2-B-3 of this manual for code listing)								
07	2 Character Alpha- Numeric Code (R3, T5 etc.) or INELIGIBLE	SDAP Code <ul style="list-style-type: none"> SDAP Codes are published annually via E-Mail ALSPO message. http://www.uscg.mil/hq/psc/alspo.asp (e. g. K/07 for FY 08, H/06 for FY 07, K/05 for FY 06, etc.) 								
08	RSP or INELIGIBLE	Reserve Special Pay								
09	2 Character Alpha-Numeric Code	FLP JUMPS Code. <table border="1" style="margin-left: 20px;"> <tr> <td>Proficiency</td> <td>Code</td> </tr> <tr> <td>Interpreter</td> <td>1F</td> </tr> <tr> <td>Linguist</td> <td>2F</td> </tr> <tr> <td>Interim</td> <td>3F</td> </tr> </table>	Proficiency	Code	Interpreter	1F	Linguist	2F	Interim	3F
Proficiency	Code									
Interpreter	1F									
Linguist	2F									
Interim	3F									
10	8 Alpha Characters	FLP Language Indicator								
11	YYYYMMDD	FLP Lapse Date (the expiration of the member's certification)								

Section G
"R" ACTION CODES

R990 Pay and Points for Reserve Short-Term Active Duty

Purpose Action code R990 is used to report reserve active duty of less than 140 days ADT or less than 181 days ADOT.

Source Action code R990 is generated by the SPO when the Record Arrive/Depart Info tab on a Reserve Order is completed in DA.

Expanded RECENTS analysis This table lists the variable data elements and descriptions used with this action code.

Code	Element	Description/SDA II Field
01	15 Alpha/Numeric	Dist Code Appr Code Lim Code Alt Fnd Alt Lvl Prog Elem
02	13 Alpha/Numeric	Cost Cntr Obj Class DocID Type DocID FY
03	12 Alpha/Numeric	DocID TONO Doc Suf

Continued on next page

Section G
"R" ACTION CODES

R990 Pay and Points for Reserve Short-Term Active Duty,
Continued

Expanded RECENTS analysis (continued)

Code	Element	Description/SDA II Field	
04	6 to 10 Alpha/Numeric 1YAWRC 05 (dist or FY?)	Duty Type/Pay and Allowance Codes (e. g. 1Y) Program Designator (e. g. AW) (Refer to Page 2-B-1 of this manual for the above code listings) Program Element/ATU(Per FINCEN SOP a Program Element may be up to 6 characters, however only 2 are used at this time.) (e. g. RC)	
05	Date/Time (YYMMMDD0800)	Arrive at Duty Station	
06	Date/Time (YYMMMDD0800)	Departed	
07	Date/Time (YYMMMDD0800)	Arrived Home	
08	10 Alpha/Numeric (LEM0819401) 	Entitlements	
		Position	Meaning
		1 st	BAH-RC Code D=W/O Depns, Assigned CG Qtrs. G=W/O Depns, NOT assigned gov't qtrs H= Spouse in service & no other Depns; Mbr not assigned qtrs L=W/Depns, NOT assigned gov' qtrs P= BAH-Diff for child support on or after 5 Dec 1991; assigned CG/DOD-owned single qtrs Q= BAH-Diff for child support on or after 5 Dec 1991; mbr assigned CG leased single qtrs R= BAH-Diff for child support on or after 5 Dec 1991; mbr not assigned govt qtrs T= BAH Child W=None, Duty >30 days BAH input on P606
		2 nd 3 rd	Travel BAS Entitlement Duty BAS Entitlement BAS Codes: R = REG BAS (Obsolete on 1/1/05) E = ENL BAS O = Officer BAS M = Discount Meal Rate (BASDMR) N = No Entitlement DD-OPFAC
4-10			
21	9 Alpha/Numeric	Sys Data	
22	Max. 15 Alpha/ Numeric	Purpose of Duty	

Section G
"R" ACTION CODES

R991 Stop Entitlements for Reserve Short-Term Active Duty

Purpose Action code R991 is used to stop Basic Pay, BAH and BAS entitlements for a reservist who's active duty period was initially started by a action code R990

Source Action code R991 is generated by the SPO when a the "Actual Duty End dt" field is changed on the Record Arrive/Depart Info tab on a Reserve Order, which has already been endorsed (*SPO user completed report/depart dates and saved*) in DA.

Expanded RECENTS analysis This table lists the variable data elements and descriptions/SDA II fields used with this action code.

Code	Element	Description/SDAII Field
04	YYMMMDD0900	Date and Time Dpt Home for Duty Stn.
05	YYMMMDD0900	Date and Time Arrived
06	YYMMMDD0900	Date and Time Departed Duty Station
07	YYMMMDD0900	Date and Time Arrived Home
08	3 Characters e. g. <i>LEM</i>	BAH RC Code Travel BAS Entitlement Duty BAS Entitlement BAQ/BAH codes are constructed as follows
	<u>Character Element</u>	<u>Code Name</u>
	#1	BAH RC Entitlement
	#2	BAS Entitlement (Travel Period)
	#3	BAS Entitlement (Duty Period)

Enclosure (1)
SEGMENT BIBLIOGRAPHY

Table of Contents

Introduction.....	3
Segment 01 (Entitlement) Basic Pay	4
Segment 02 (Entitlement) 25% Increase In Basic Pay	5
Segments 03/04/43/44/47/48 Miscellaneous Debits/Credits	6
Segment 05 (Entitlement) Hostile Fire (Imminent Danger) Pay	7
Segment 06 (Entitlement) Special Duty Assignment Pay	8
Segments 07/37/69 (Entitlement) Career Sea Pay And Premium	9
Segment 08 (Entitlement) Hardship Duty Pay Location	11
Segment 09 (Entitlement) Responsibility Pay	12
Segment 10 (Entitlement) Diving Duty Pay	13
Segment 11/60 (Entitlement) Aviation Career Incentive Pay	14
Segment 12 (Entitlement) Crew Flight Pay	16
Segment 13 (Entitlement) Noncrew Flight Pay	17
Segments 14/15/33 (Entitlement) Foreign Language Proficiency Pay/Demolition/Parachute Pay.....	18
Segments 16/17/18/19 (Entitlement) Basic Allowance For Quarters.....	19
Segment 20 (Entitlement) Clothing Maintenance Allowance	22
Segment 21/22 (Entitlement) Family Separation Allowance	23
Segment 23 (Entitlement) Miscellaneous Allowances	24
Segments 24/25/26/27/28 (Entitlement) Basic Allowance For Subsistence	25
Segment 30 (Entitlement) New Enlistment Bonus	28
Segment 31 (Entitlement) CONUS COLA.....	29
Segment 32 (Deduction) Servicemen's Group Life Insurance.....	30
Segment 34/35/36 (Entitlement) Variable Housing Allowance	31
Segment 38 (Deduction) Indebtedness	34
Segments 39/40/41 (Entitlement) Advance Pay And Allowances, Advance Pay, Advance BAH/OHA (Old Advance BAQ/VHA/OHA)	36
Segment 42 (Entitlement) Special Enlistment Program/Selective Reenlistment Bonus	38
Segment 45 (Deduction) Special Payments.....	41
Segment 46 (Entitlement) Overseas Housing Allowance.....	42
Segment 49 (Entitlement) Flight Deck Hazardous Duty Incentive Pay	45
Segments 50/51 (Deduction) Fines/Forfeitures	46
Segment 52 Permanent Unit	47
Segment 53 Home Awaiting Disciplinary Action (HADA)/Home Awaiting Orders Status (HAOS).....	48
Segment 54 (Deduction) VEAP Education.....	49
Segment 55 Credit Cash Deposit	50
Segment 57/70 Pay Status.....	51
Segment 58 Pay Grade.....	52
Segment 61 (Deduction) TRICARE Family Member Dental Insurance Program	53
Segments 62/74 (Entitlement) Leave.....	54
Segment 63 (Deduction) Montgomery GI Bill	56
Segments 64/65/66/67/68 (Deduction) Taxes.....	57
Segment 71 Payment Option Election	59
Segment 72 Payments	60

Enclosure (1)
SEGMENT BIBLIOGRAPHY

Segment 75 SOI Or Separation/Retention 61
Segments 76/77/78/79 (Deduction) Allotments 62
Segment 81 Reserve Points..... 63
Segment 82 Anniversary Date 64
Segment 85 Thrift Savings Plan 65

Enclosure (1)
SEGMENT BIBLIOGRAPHY

Introduction

Purpose The purpose of this enclosure is to provide background information to assist in researching pay segments in the JUMPS database.

Background Over the course of years, entitlements/deductions change in the way they are calculated, reported, and/or stored in PMIS/JUMPS. When researching segments in the JUMPS data base, it is useful to have a reference guide explaining historical developments of the segment. For example, if one were researching interim housing allowance in segment 46, one may need to be aware that until April 1990, interim housing allowance was stored in JUMPS segment 31 in lieu of segment 46. Also, if one were researching a historical indebtedness segment 38, one should be aware that thresholds for liquidations of indebtedness underwent changes in November 1987 and February 1990. This chapter is designed to provide such historical information.

Historical Summaries The following pages provide brief historical summaries of each JUMPS segment. Where two or more segments work in consonance with each other (e.g., segments 07, 37 and 69 work together to store career sea pay), they have been combined in the historical summaries.

Enclosure (1)
SEGMENT BIBLIOGRAPHY

Segment 01 (Entitlement) Basic Pay

<u>Date</u>	<u>Reference</u>	<u>Summary of Change in Entitlement/Calculation/Reporting</u>
1949	37 USC 203	Career Compensation Act established present basic pay, allowance, and longevity system for pay grades O-1 thru O-8, W-1 thru WÇ4, and E-1 thru E-7.
1958	37 USC 203	Pay grades O-10, O-9, E-9, and E-8 added. Special rates added for O-1s, O-2s, and O-3s with over 4 years prior enlisted service.
10/1/63 thru 1/1/70	37 USC 203	Basic pay increased annually at different times during year.
1970 14	37 USC 907 USC 214(d)	"Saved pay" provisions enacted to ensure enlisted members appointed as officers would not suffer reduction in pay.
1/1/71	37 USC 203	Basic pay increased.
10/1/71	37 USC 203	Basic pay increased.
1/1/72	37 USC 203	Basic pay increased.
10/1/72	37 USC 203	Higher basic pay specified for E-9 designated as Master Chief Petty Officer of the Coast Guard.
10/1/72 thru 10/1/82	37 USC 203	Basic pay increased annually on 1 October.
1/1/84	37 USC 1009	Basic pay increased 4%.
1/1/85	37 USC 1009	Basic pay increased 4%.
10/1/85	37 USC 1009	Basic pay increased 3%.
1/1/87	37 USC 1009	Basic pay increased 3%.
3/1/87	37 USC 1009	Basic pay rates for O-8 thru O-10 increased.
1/1/88	37 USC 1009	Basic pay increased 2%.
1/1/89	37 USC 1009	Basic pay increased 4.1%.
1/1/90	37 USC 1009	Basic pay increased 3.6%.
1/1/91	37 USC 1009	Basic pay increased 4.1%.
1/1/92	37 USC 1009	Basic pay increased 4.2%.
1/1/93	37 USC 1009	Basic pay increased 3.7%.
1/1/94	P.L. 103-160	Basic pay increased 2.2%
1/1/95	P.L. 103-337	Basic pay increased 2.6%
1/1/96	P.L. 104-106	Basic pay increased 2.4%
1/1/97	P.L. 104-201	Basic pay increased 4.6%
1/1/98	P.L. 105-85	Basic pay increased 2.8%
1/1/99	P.L. 105-261	Basic pay increased 3.6%
1/1/00	P.L. 106-65	Basic pay increased 4.8%
7/1/00	P.L. 106-65	Variable rate increase depending on pay grade and years of service.

Enclosure (1)
SEGMENT BIBLIOGRAPHY

Segment 02 (Entitlement) 25% Increase In Basic Pay

<u>Date</u>	<u>Reference</u>	<u>Summary of Change in Entitlement/Calculation/Reporting</u>
1956	14 USC 367 10 USC 5540 Pay Man., Section 2-G-3.b. PERSMAN Chap 12	A 25% increase in basic pay authorized for enlisted members retained beyond the expiration of their enlistment while stationed on a vessel in foreign waters when retention essential to public interests.
1/17/80	PMIS Man.	Action code P 176 prescribed as input transaction.
9/7/89	CH-5, PMIS/JUMPS Man., Vol II	New VDE added to P 176 for recording the reason for retention.

Enclosure (1)
SEGMENT BIBLIOGRAPHY

Segments 03/04/43/44/47/48 Miscellaneous Debits/Credits

<u>Segment</u>	<u>Transaction(s)</u> <u>Effecting</u>	<u>Summary of Usage</u>
03 (Misc. Credit for Known Period)	Various	Records miscellaneous retroactive credits for known periods (e.g., SEPRATS/BAS and BAQ).
04 (Misc. Debit for Known Period)	Various	Records miscellaneous retroactive debits for known period. Most common usage is to record debits resulting from entitlement stops/changes.
43 (Misc. Lump Sum Credit)	L67/H 604 L66A L67/P 603 L62 & L67/P198/ P 203/P 214 None (Compute)	(1) Incentive cash awards (2) Out of range entitlements (3) Retroactive entitlements PMIS/JUMPS cannot process (e.g., retroactive entitlement of enlisted member who has since been promoted to officer, entitlements preceding a legislative pay raise, etc.) (4) Miscellaneous claims (e.g., of separated members or survivors) (5) Credit cancelled check (when L67/H 605 transaction unable to effect such action) (6) Recruit lump sum leave (7) NOAA diving pay (8) Clothing locker returns Officer uniform allowances Civilian clothing allowances Lump sum leave and severance pay Credits for overpayments of \$500 and over (see enclosure (13) of this Man..)
44 (Misc. Lump Sum Debit)	L67/H 604	(1) Separation-related deductions (U.S. VIP, excess leave, uncollected forfeitures, etc.) (2) Out of range deductions (3) Retroactive deductions PMIS/JUMPS cannot process (e.g., retroactive entitlement stop for enlisted member who is now an officer, retroactive entitlement stop which precedes a legislative pay raise, etc.) (4) Overpayments less than \$100 (5) Allotment deductions of recalled retirees
47 (Misc. Credit Indefinite)	L67/H 670 & H 671	Saved pay entitlements of enlisted members appointed to officer status.
48 (Misc. Debit Indefinite)	L67/H 672	Saved pay deductions of enlisted members appointed to officer status.

Enclosure (1)
SEGMENT BIBLIOGRAPHY

Segment 05 (Entitlement) Hostile Fire (Imminent Danger) Pay

<u>Date</u>	<u>Reference</u>	<u>Summary of Change in Entitlement/Calculation/Reporting</u>
1963	37 USC 310 COMPTMAN Vol II	Hostile fire pay implemented in the amount of \$55 per month for members assigned to an area designated by DOD as a "combat area".
9/1/65	P.L. 89-132	Hostile fire pay increased to \$65 per month.
1/17/70	PMIS Man.	Action code P 607 designated for starts of hostile fire pay, and action code P 625 for stops.
1/1/71	COMPTMAN Vol II	Cambodia designated as an eligible area for hostile fire pay.
10/1/73	COMPTMAN Vol II	Vietnam designated as an eligible area for hostile fire pay.
12/8/78 thru 2/23/79	COMPTMAN Vol II	Iran designated as an eligible area for hostile fire pay.
11/4/79	COMPTMAN Vol II	Iran redesignated as an eligible area for hostile fire pay.
10/1/83	P.L. 98-94	Hostile Fire Pay changed to "Hostile Fire or Imminent Danger Pay", and was payable while in a foreign area where "threat of physical harm or imminent danger" existed.
10/1/83	COMPTMAN Vol II	Lebanon and El Salvador designated as eligible areas for hostile fire pay.
6/1/85	COMPTMAN Vol II	Columbia designated as an eligible area for hostile fire pay.
10/1/85	P.L. 99-145	Hostile Fire (Imminent Danger) Pay increased to \$110 per month.
4/1/87	CH-1, CG Pay Man.	Peru designated as an eligible area for hostile fire pay.
8/25/87 thru 3/31/89	CH-2, CG Pay Man. CH-6, CG Pay Man.	Arabian Gulf Area designated as an eligible area for hostile fire pay.
5/11/88	CH-2, PMIS/JUMPS Man. Vol I	Added unit procedures for reporting starts and stops of hostile fire (imminent danger) pay.
11/1/88	CH-4, CG Pay Man.	Afghanistan designated as an eligible area for hostile fire pay.

Enclosure (1)
SEGMENT BIBLIOGRAPHY

Segment 06 (Entitlement) Special Duty Assignment Pay

<u>Date</u>	<u>Reference</u>	<u>Summary of Change in Entitlement/Calculation/Reporting</u>
6/1/85	37 USC 307 COMDTINST 1430.1J CH-13 to PMIS	Current Special Duty Assignment Pay (SDAP) program enacted. Replaced Proficiency Pay program. Maximum set by law at \$275 per month. Coast Guard adopted only for OICs afloat @ \$100 per month. P 607 and L68 utilized to start entitlement, and P 625 to stop it.
9/1/86	ALDIST 181/86 CH-13 to PMIS	SDAP eligibility extended to recruiters @ \$100 per month. New codes added to P 607 to accommodate.
12/16/86	COMDTINST 1430.IK CH-13 to PMIS	SDAP eligibility extended to special agents and designated OICs ashore in the amount of \$100. New codes added to the P 607 and L68 to accommodate.
12/23/88	COMDTINST 1430.IL CH-6, CG Pay Man. CH-5, PMIS/JUMPS Man. Vol II	SDAP eligibility extended to recruit company commanders in the amount of \$100 per month, and to assistant recruit company commanders in the amount of \$75 per month. New codes added to the P 607 and L68 to accommodate.
11/9/89	ALDIST 245/89 CH-6, PMIS/JUMPS Man. Vol II	SDAP eligibility extended to members of drug interdiction assist team in the amount of \$100 per month. New codes added to the P 607 and L68 to accommodate.
1/1/96	P.L. 104-106	Authorized rate increase for recruiters to a maximum of \$375 monthly.
10/1/99	ALDIST 093/99	Update rates for the following specialties:

Duty	Rate
OIC Afloat	\$275
OIC IMARV	\$220
OIC Ashore (PAR STA)	\$220
OIC Ashore (All others)	\$165
Surfman (Certified)	\$220
Helo Rescue Swimmer	\$220
CMC (MCPOCG)	\$275
CMC (Reserve Force)	\$220
CMC (Gold Badge or Flag)	\$165
Recruit Company Commander	\$220
Recruit Battalion Commander/Section Chief	\$220
National Strike Force (Supv)	\$165
National Strike Force (Tech)	\$110
National Strike Force (Mbr)	\$55
Recruiter (Special)	\$220
Recruiter (Production)	\$220
Recruiting Supervisor	\$220
Special Agent	\$110
D17 ANT	\$110

Enclosure (1)
SEGMENT BIBLIOGRAPHY

Segments 07/37/69 (Entitlement) Career Sea Pay And Premium

<u>Date</u>	<u>Reference</u>	<u>Summary of Change in Entitlement/Calculation/Reporting</u>
10/1/78	37 USC 305a Executive Order 11157 5-B, COMPTMAN Vol II ALDIST 268/78	Career Sea Pay (CSEAPAY) adopted. Replaced old sea pay. Enlisted members E-4 or above with over 3 years sea time eligible. Grandfather clause provided for continued payment of old sea pay to enlisted members on sea duty as of 9/30/78 even if less than 3 years creditable sea time. Personnel Action with P 625, L68 and L69 designated as transactions for starting and stopping entitlement in PMIS/JUMPS. Sea time amount required to be shown on start/stop transactions.
9/1/80	ALDIST 265/80	CSEAPAY rates changed.
11/17/80	PMIS Man. PPC Operations Man.	PMIS Man. first published. Established P 112 for adjusting sea time. Required P 112 to be substantiated by statement of creditable service. PPC H 750 transaction revised to allow for sea time adjustments.
1/1/81	P.L. 96-579 ALDIST 023/81 CH-2 to COMPTMAN Vol II CH-2 to PMIS Man.	Officers (except O-1s and O-2s under 4 yrs. service) with over 3 years sea duty became entitled to CSEAPAY. 3 year sea duty requirement for enlisted members eliminated -- E-4s and above and warrant officers now eligible for CSEAPAY irregardless of amount of sea time. Career sea pay premium enacted @ \$100 per month for members E-4 and above serving 36 months consecutive sea duty. Rules changed allowing enlisted members to concurrently receive CSEAPAY and LVRATS. P 607/P 625/L68 converted for use on both officers and enlisted members. New VDE established for career sea pay premium.
10/1/84	CH-7 to COMPTMAN Vol II P.O. 98-525	CSEAPAY rates changed. Additional longevity steps added for members with over 13, 14, 16, and 18 years sea time.
10/1/85	P.L. 99-145	Officers O-1 and O-2 under 4 years service became eligible for CSEAPAY if over 3 years sea duty. Warrant officer CSEAPAY rates increased, and longevity steps added for warrants over 14, 16, 18 and 20 years sea duty.
3/13/86	CH-12, PMIS Man. PPC Operations Man. Orig PMIS/JUMPS Man., Vol IV	VDEs 46, 47 and 48 added to P 112 and H 750 transactions for adjusting and verifying sea time. Segment 69 implemented.

Continued on next page

Enclosure (1)
SEGMENT BIBLIOGRAPHY

Segments 07/37/69 (Entitlement) Career Sea Pay And Premium, Continued

<u>Date</u>	<u>Reference</u>	<u>Summary of Change in Entitlement/Calculation/Reporting</u>
8/15/86	ALDIST 210/86 ALPERSRU 045/86 CH-13, PMIS Man.	L69 transaction for recording TAD eliminated. Sea pay/time starts/stops in conjunction with TAD now required to be reported via L67/P 607 and P 625 transactions.
12/31/87 5/1/88	CH-2, CG Pay Man. ALPERSRU 006/88 CH-2, PMIS/JUMPS Man. Vol IV	CSEAPAY rates for enlisted members changed effective 5/1/88. Members on sea duty 12/31/87 grandfathered under old rates. New fields added to segments 00 and 07 to identify grandfathered members. Rules for career sea pay premium for E-5s thru E-9s changed.
2/11/88	CH-2, PMIS/JUMPS Man.	Requirement to enter sea time on sea pay start and stop (P 607, P 625, L68) transactions eliminated. A single VDE adopted for starting/stopping sea pay and/or time, in lieu of separate VDEs. Two sea time verification VDEs on P 112 transaction deleted.
6/20/88	ALPERSRU 014/88 CH-3, PMIS/JUMPS Man. Vol II	PERSRUs authorized to prepare statements of creditable sea service (SOCSS) to substantiate sea time adjustments on P 112.
9/7/89	CH-5, PMIS/JUMPS Man. Vol II CH-7, PPC Operations Man. CH-5, PMIS/JUMPS Man., Vol IV	Added new requirement for PERSRUs to show vessel OPFAC on sea duty start transactions (P 607s). New H 749 transaction implemented for use by PPC in recording non-pay-related sea duty adjustments and history strips in segment 69. Four fields added to segment 69 for this purpose.
11/6/89	ALPERSRU 032/89 CH-6, PMIS/JUMPS Man., Vol II	PPC assumed responsibility for issuing all statements of creditable sea service and for inputting all sea time adjustments (P 112 transactions).

Enclosure (1)
SEGMENT BIBLIOGRAPHY

Segment 08 (Entitlement) Hardship Duty Pay Location

<u>Date</u>	<u>Reference</u>	<u>Summary of Change in Entitlement/Calculation/Reporting</u>
1949	37 USC 305 COMPTMAN Vol II	Career Compensation Act established foreign duty pay for enlisted members serving at designated foreign duty places. Service's Pay Man.s to list "designated foreign duty places" and their inclusive effective dates. Rates based on pay grade. (Rates established were same as in existence today.)
1/17/80	PMIS Man.	P 607 and L68 designated as start transactions. P 625 and L68 designated as stop transactions.

Enclosure (1)
SEGMENT BIBLIOGRAPHY

Segment 09 (Entitlement) Responsibility Pay

<u>Date</u>	<u>Reference</u>	<u>Summary of Change in Entitlement/Calculation/Reporting</u>
1958	37 USC 306 Pay Man., Section 4-D	Responsibility pay enacted for members in pay grades O-3 thru O-6 assigned as COs of vessels. Rates set at: O-6 \$150 O-5 \$100 O-4 \$ 50 O-3 \$ 50 (Same rates are in existence today.)
1/17/80	PMIS Man.	P 607 and L68 designated as start transactions. P 625 and L68 esignated as stop transactions.

Enclosure (1)
SEGMENT BIBLIOGRAPHY

Segment 10 (Entitlement) Diving Duty Pay

<u>Date</u>	<u>Reference</u>	<u>Summary of Change in Entitlement/Calculation/Reporting</u>
10/1/61	37 USC 304 COMDTINST 1500.2 (series) PERSMAN Art 6-C-1 COMPTMAN Vol II	Current diving pay established. Rates left to Secretary of Service up to maximum of \$110 per month. Coast Guard set up range of rates from \$90 to \$110 for officers and from \$90 to \$100 for enlisted members, based on the class of the diver.
1/17/80	PMIS Man.	P 607 and L68 designated as start transactions. P 625 and L68 designated as stop transactions.
12/16/81	COMDTINST M10560.4	New Coast Guard administrative diving regulations issued.
10/1/82	CH-1 to COMPTMAN Vol II P.L. 97-60	Maximum legal rates payable increased to \$300 for enlisted members and \$200 for officers. Coast Guard increased rates, ranging from \$110 to \$200 for officers and \$100 to \$175 for enlisted members depending on the class of the diver.
10/1/99	P.L. 106-65	Maximum legal rate payable increased to \$340 for enlisted members and \$240 for officers. Coast Guard rates for each Diver Class:

Class	Rate
Ship Salvage/Basic Dive Officer	\$240
Officer with Scuba Training only	\$165
At school in course above Diver 2nd	\$150
Master Diver	\$340
Diver First Class	\$215
Diver Second Class	\$150
Scuba Diver	\$150
Medical Deep Sea Diving Tech	\$215
Enlisted under instruction	\$150

Enclosure (1)
SEGMENT BIBLIOGRAPHY

Segment 11/60 (Entitlement) Aviation Career Incentive Pay

<u>Date</u>	<u>Reference</u>	<u>Summary of Change in Entitlement/Calculation/Reporting</u>
6/1/74	P.L. 93-294 CH-1, COMPTMAN Vol II	Aviation Career Incentive Act established ACIP for officers and warrant officers. Rates set based on length of officer aviator service and flight time at established gate thresholds.
1/17/80	PMIS Man.	P 105, P 607, and L68 designated as start transactions. P 625, P 671, and L68 designated as stop transactions.
9/1/80	P.L. 96-343	ACIP rates increased 25% across the board.
10/1/81	P.L. 97-60 ALDIST 351/81 CH-3, COMPTMAN Vol II	ACIP rates changed by variable amounts.
4/2/82	CH-6 to PMIS Man.	VDE added to P 607 for continuing ACIP past 25 years commissioned service.
5/83 thru 9/86	CH-9 to PMIS Man. CH-10 to PMIS Man. CH-11 to PMIS Man. CH-12 to PMIS Man. PPC Operations Man.	ACIP package in JUMPS completely overhauled to correct processing problems and to prepare for total live pay. Additional procedures developed. VDEs added to H 750 transaction for use by PPC in adjusting aviator information in segment 60.
2/2/87 thru 2/11/88	CH-2, PMIS/JUMPS Man. Vol II CH-2, PMIS/JUMPS Man. Vol IV	Project conducted to review, verify, and update each aviator's JUMPS account and purify data base. H 750 submitted to adjust virtually every aviator's segment 60. Several changes made to ACIP procedures/reports, including: (1) LES modified to show aviator base dates; (2) Three VDEs removed from P 105 transaction; (3) Chapter 8 of Vol II and segment 60 instructions in Vol IV rewritten.
11/4/88	CH-3, PMIS/JUMPS Man. Vol I	ACIP procedures for field units developed and published.

Continued on next page

Enclosure (1)
SEGMENT BIBLIOGRAPHY

Segment 11/60 (Entitlement) Aviation Career Incentive Pay,
Continued

Date **Reference**
11/29/89 CH-7, CG Pay Man.

Summary of Change in Entitlement/Calculation/Reporting
ACIP rates changed by variable amounts.

Years	Rate
Under 2	\$125
Over 2	\$156
Over 3	\$188
Over 4	\$206
Over 6	\$650
Over 18	\$585
Over 20	\$495
Over 22	\$385
Over 25	\$250

10/17/98 P.L. 105-261

Following adjustment/additions/deletions made.

Years	Rate
Over 14	\$840
Over 18	\$0
Over 20	\$0
Over 22	\$585
Over 23	\$495
Over 24	\$385

All other longevity rates remain the same

Enclosure (1)
SEGMENT BIBLIOGRAPHY

Segment 12 (Entitlement) Crew Flight Pay

<u>Date</u>	<u>Reference</u>	<u>Summary of Change in Entitlement/Calculation/Reporting</u>
1949	P.L. 81-351	Career Compensation Act established crew flight pay as a type of hazardous duty incentive pay, payable to officers and enlisted members.
1955	P.L. 84-20	Career Incentive Act adopted. Established longevity increases of crew flight pay based on years of service.
10/1/74	P.L. 93-294	Officers no longer eligible for crew flight pay.
1/17/80	PMIS Man.	P 607 and L68 designated as start transactions, and P 625 and L68 as stop transactions.
9/1/80	P.L. 96-343	Enlisted crew flight pay rates increased 25%.
10/1/81	P.L. 97-60	Enlisted crew flight pay rates increased.
10/1/86	P.L. 99-145 ALDIST 260/85 ALDIST 283/86 CH-13, PMIS Man. Art. 4-A-17, PERSMAN Orig CG Pay Man.	Crew flight pay rates increased. Years in service longevity steps eliminated. Eligibility extended to warrant officers in the AVI and ELC specialties.
11/4/88	CH-3, PMIS/JUMPS Man., Vol I	Aviation procedures for field units developed and published.

Enclosure (1)
SEGMENT BIBLIOGRAPHY

Segment 13 (Entitlement) Noncrew Flight Pay

<u>Date</u>	<u>Reference</u>	<u>Summary of Change in Entitlement/Calculation/Reporting</u>
1949	P.L. 81-351	Career Compensation Act established noncrew flight pay as a type of hazardous duty incentive pay. Rates set at \$100 per month for officers and \$50 per month for enlisted members.
1955	P.L. 84-20	Career Incentive Act increased rates to \$110 and \$55 per month respectively.
1/17/80	PMIS Man.	P 607 and L68 designated as start transactions, and P 625 and L68 as stop transactions.
10/1/81	P.L. 97-60	Enlisted rates increased to \$83 per month.
10/1/86	P.L. 99-145	Enlisted rates increased to \$110 per month.
11/4/88	CH-3, PMIS/JUMPS Man., Vol I	Aviation procedures for field units developed and published.

Enclosure (1)
SEGMENT BIBLIOGRAPHY

Segments 14/15/33 (Entitlement) Foreign Language Proficiency Pay/Demolition/Parachute Pay

<u>Date</u>	<u>Reference</u>	<u>Summary of Change in Entitlement/Calculation/Reporting</u>
1980	PPC Operations Man.	PMIS/JUMPS programmed to handle submarine duty, demolition duty, and parachute duty pay. H 608 designated as start/stop transaction, only to be input by HRSIC in future event pays activated.
1/1/2006	ALCOAST 585/05	Segment 14 converted for Foreign Language Proficiency Pay (FLP). SPOs can start FLP on Active Duty members using Direct Access to generate a P607 or R985 for Reserve members. P625 is used to stop FLP.

Enclosure (1)
SEGMENT BIBLIOGRAPHY

Segments 16/17/18/19 (Entitlement) Basic Allowance For Quarters

<u>Date</u>	<u>Reference</u>	<u>Summary of Change in Entitlement/Calculation/Reporting</u>
1949	37 USC 403	Career Compensation Act established BAQ with dependents and BAQ without dependents to members not assigned adequate quarters. Separate BAQ rates were established for each officer pay grade (O-1 thru O-8 and W-1 thru W-4). A set amount was established for enlisted personnel in pay grades E-5 thru E-7, and a second set rate for pay grades E-4 and below.
1950	P.L. 81-771	BAQ with dependent rates for E-1 thru E-3 set at graduated rate based on the number of dependents the member had.
6/1/58	P.L. 85-422	Pay grades O-9, O-10, E-8 and E-9 added, and BAQ rates for these pay grades incorporated.
10/1/63	P.L. 87-531	Individual BAQ rates based on member's pay grade were established.
10/1/67	P.L. 90-207	BAQ rates increased approximately 9%.
10/1/71	P.L. 92-129	BAQ rates increased. Graduated rates for E-1 thru E-3 based on number of dependents eliminated.
10/1/74 thru 10/1/82	37 USC 403 37 USC 1009(c) Orig PMIS Man.	BAQ rates increased annually on 1 October. On 10/1/76, partial BAQ adopted for members without dependents. On 1/17/80: L64 designated as start transaction for BAQ with dependents. P 607 and L68 designated as start transactions for BAQ without, partial BAQ, and inadequate quarters; P 625 and L68 designated as stop transactions for BAQ without, partial BAQ, and inadequate quarters. L68 designated as transaction for recording BAQ-PCS entitlements.
	CH-2, PMIS Man.	On 9/21/81, BAQ Quarters Codes revised. Code added for leased quarters.
	CH-4, PMIS Man.	On 11/4/81, the method for reporting BAQ/PCS on the L68 transaction revised.
1/1/84	37 USC 1009	BAQ rates increased 4%.
1/1/85	37 USC 1009 CH-7 to COMPTMAN	BAQ rates totally restructured.

Continued on next page

Enclosure (1)
SEGMENT BIBLIOGRAPHY

Segments 16/17/18/19 (Entitlement) Basic Allowance For Quarters, Continued

<u>Date</u>	<u>Reference</u>	<u>Summary of Change in Entitlement/Calculation/Reporting</u>
10/1/85	37 USC 1009 ALDIST 021/86 Orig CG Pay Man.	BAQ rates increased 3%. Members E-7 and above without dependents on CSEAPAY eligible vessels entitled to continue receiving BAQ without dependents.
12/12/85	P.L. 99-275 ALDIST 021/86 CH-1, CG Pay Man.	Allowed BAQ with dependents to be paid to survivors for up to 90 days after member's death.
3/7/86	ALPERSRU 013/86 Orig PMIS/JUMPS Man., Vol II Orig CG Pay Man.	L64 designated as transaction for annual validation of BAQ. CG-4170A form discontinued.
3/13/86	CH-12, PMIS Man.	BAQ Quarters Codes for P 607 and L68 transactions revised.
1/1/87	37 USC 1009	BAQ rates increased 3%.
2/17/87	Orig PMIS/JUMPS Man., Vol II CH-1, CG Pay Man.	P 606 transaction implemented for BAQ starts/stops. BAQ Quarters Codes totally overhauled. PERSRUs delegated authority to approve non-questionable BAQ claims. (In past, unit CO had to approve enlisted non-questionable BAQ claims, and the servicing ACO had to approve officer claims.)
1/1/88	37 USC 1009	BAQ rates increased 2%.
2/12/88	CH-2, PMIS/JUMPS Man., Vol III CH-2, CG Pay Man.	Coast Guard authorized advance BAQ/VHA payments.
1/1/89	37 USC 1009	Basic pay increased 4.1%.
2/10/89	CH-4, PMIS/JUMPS Man., Vol II CH-4, CG Pay Man.	Eliminated requirement, in spouse-in-service cases, for one spouse to claim all BAQ-eligible dependents on the L64 transaction.

Continued on next page

Enclosure (1)
SEGMENT BIBLIOGRAPHY

Segments 16/17/18/19 (Entitlement) Basic Allowance For Quarters, Continued

<u>Date</u>	<u>Reference</u>	<u>Summary of Change in Entitlement/Calculation/Reporting</u>
4/1/89	ALPERSRU 007/89 CH-5, PMIS/JUMPS Man., Vol II ALDIST 057/89 CH-4, PMIS/JUMPS Man., Vol I	New PMIS/JUMPS Entitlement Validation (CG-5507) form implemented for annual validation of BAQ/VHA entitlements.
9/7/89	CH-5, PMIS/JUMPS Man., Vol II	New L64 form implemented.
1/1/90	37 USC 1009	BAQ rates increased 3.6%.
2/5/90	CH-7, CG Pay Man.	BAQ dependency rules for member-mothers with illegitimate children changed.
1/1/98	P.L. 105-85	BAQ and VHA combined into new entitlement, BAH. Name changes include

Old	New	Segment
BAQ	BAH II	17/18
BAH/VHA	BAH I	34/35
BAQ Child	BAH DIF	19
BAQ Partial	BAH Partial	19

Members receiving Grandfathered BAQ will lose this entitlement upon PCS transfer.

Enclosure (1)
SEGMENT BIBLIOGRAPHY

Segment 20 (Entitlement) Clothing Maintenance Allowance

<u>Date</u>	<u>Reference</u>	<u>Summary of Change in Entitlement/Calculation/Reporting</u>
7/1/76	37 USC 418 CH-177, COMPTMAN Vol II	Current enlisted clothing allowance program implemented. Two types of clothing allowances authorized for enlisted members: (1) Basic Maintenance Allowance (BMA) effective from the 6th month of active duty thru the 36th month of active duty; (2) Standard Maintenance Allowance (SMA) effective upon the day after completion of the 36th month of active duty. PMIS/JUMPS programmed to automatically start segment 20 based on CMA date on page 1 of the JUMPS file (the CMA date being established from the L61 accession transaction). PMIS/JUMPS programmed to stop/restart CMA deductions automatically off deductible time transactions (e.g., action codes P 400, P 411, P 640, P 612, P 644, and P 616).
10/1/77 thru 10/1/89	37 USC 418	BMA and CMA rates increased annually on 1 October.
10/1/97	ALDIST 160/97	Reserve CMA (RCMA) superseded the replacement in kind program. Enlisted selective reserve members will receive RCMA on a per drill basis.

Enclosure (1)
SEGMENT BIBLIOGRAPHY

Segment 21/22 (Entitlement) Family Separation Allowance

<u>Date</u>	<u>Reference</u>	<u>Summary of Change in Entitlement/Calculation/Reporting</u>
1963	37 USC 427(b)	FSA-Type I established for members with dependents at rate equal to BAQ without dependents. FSA-Type II of \$30 a month enacted for members with dependents who were in pay grade E-4 over 4 years service and above.
1/17/80	PMIS Man.	CG-5213 (L6BA) designated as input transaction for starts/stops of FSA in PMIS/JUMPS.
10/1/80	P.L. 96-342 ALDIST 276/80 COMPTMAN Vol II	FSA-II eligibility extended to members with dependents in pay grade E-1 thru E-4 with less than 4 years service.
10/1/86	P.L. 99-145 ALDIST 260/85 Orig CG Pay Man.	FSA-II increased to \$60 per month.
11/13/86	CH-1, CG Pay Man.	Members electing "all others" tour of duty no longer entitled to FSA-Type II-Category R. (Members receiving FSA-R prior to 10/1/86 grandfathered under transferred PCS.) Members in temporary duty (either TEMDU or TAD) became entitled to FSA-Type II.
11/19/86	ALPERSRU 053/86 Orig PMIS/JUMPS Man., Vol I Orig PMIS/JUMPS Man., Vol II	New procedures promulgated for starting/stopping FSA-Type II-Category S to members on ship deployments over 45 days.
1/1/98	Query Manual	FSA-I renamed to FSH (Family Separation Basic Allowances for Housing)
11/1/99	ALPERSRU Z/99	FSH amounts incorporated into the OHA entitlement FSH terminated as an entitlement.

Enclosure (1)
SEGMENT BIBLIOGRAPHY

Segment 23 (Entitlement) Miscellaneous Allowances

<u>Date</u>	<u>Reference</u>	<u>Summary of Change in Entitlement/ Calculation/Reporting</u>
6/1/58	37 USC 414(a) COMPTMAN Vol II	Personal money allowance became payable to O-9s and above. Rates set at \$333.33 for COMDT, \$183.33 for O-10s not serving as COMDT, and \$41.67 for O-9s.
10/22/85	Orig PMIS/JUMPS, Vol III Orig PPC Ops Man.	H 608 designated as start transaction, and could only be input by ACOs and PPC.
2/13/90	CH-8, PPC Ops Man. CH-6, PMIS/JUMPS, Vol II	PPC assumed responsibility for inputting all H 608 transactions for personal money allowance.
4/17/06	2006 NDAA, P.L. 109-163	This segment renamed from Personal Money Allowance to accommodate payment of Combat SGLI Allowance and other allowances which may be authorized in the future.

Enclosure (1)
SEGMENT BIBLIOGRAPHY

Segments 24/25/26/27/28 (Entitlement) Basic Allowance For Subsistence

<u>Date</u>	<u>Reference</u>	<u>Summary of Change in Entitlement/Calculation/Reporting</u>
1949	37 USC 402	Career Compensation Act established present allowance for subsistence (BAS) for officers at a set rate.
1951 thru 1974	37 USC 402	Enlisted members not furnished subsistence in kind entitled to commuted rations (COMRATS) or leave rations (LVRATS).
10/1/74	P.L. 93-419	Law required BAS to be increased together with basic pay and BAQ whenever a pay raise was received.
10/1/75 thru 10/1/82	37 USC 1009	BAS rates increased annually on 1 October.
1/17/80	PMIS Man.	P 607 and L68 designated as start and stop transactions for regular BAS and special BAS. P 603 designated as start/stop transaction for partial BAS and supplemental BAS.
9/15/81	P.L. 96-513 ALDIST 311/81 ALDIST 321/81 ALDIST 330/81 CH-5, COMPTMAN Vol II CH-4, PMIS Man.	Separate rations (SEPRATS) entitlement adopted for enlisted members on leave, PCS, TAD, or hospitalization at other than an essential messing unit. P 607, L68, L69, and L63 designated for starts/stops of SEPRATS.
1/1/84	37 USC 1009	BAS/SEPRATS rates increased 4%.
1/1/85	37 USC 1009	BAS/SEPRATS rates increased 4%.
10/1/85	37 USC 1009	BAS/SEPRATS rates increased 3%.
8/15/86	ALDIST 210/86 ALPERSRU 045/86 CH-13, PMIS/JUMPS Man., Vol II	TAD endorsements (L69 transactions) deleted. Enlisted BAS/SEPRATS debits/credits resulting from TAD now made by travel ACO off travel claim. Only time PERSRU required to stop/restart BAS/SEPRATS due to TAD was when member TAD to essential messing unit for over 30 days.

Continued on next page

Enclosure (1)
SEGMENT BIBLIOGRAPHY

Segments 24/25/26/27/28 (Entitlement) Basic Allowance For Subsistence, Continued

<u>Date</u>	<u>Reference</u>	<u>Summary of Change in Entitlement/Calculation/Reporting</u>
Date	Reference	Summary of Change in Entitlement/Calculation/Reporting
1/1/87	37 USC 1009	BAS/SEPRATS rates increased 3%.
1/1/88	37 USC 1009	BAS/SEPRATS rates increased 2%.
1/29/88	CH-2, CG Pay Man. CH-2, PMIS/JUMPS Man., Vol III	Authority for advance payment of enlisted BAS and SEPRATS deleted.
1/1/89	37 USC 1009	BAS/SEPRATS rates increased 4.1%.
10/1/89	ALPERSRU 034/89	Enlisted members became entitled to draw both SEPRATS and per diem while in a travel status at a non-essential messing unit. H 604 designated as input transaction to credit/debit SEPRATS/BAS.
1/1/90	37 USC 1009	BAS/SEPRATS rates increased 3.6%.
1/1/98	Defense Authorization Act of 1998	Created a new partial-subsistence allowance for enlisted personnel who eat in a military dining facility. Caps BAS increases for both Enlisted and Officer to 1%.
1/1/02	ALCOAST 596/01	BAS Reform was effective 1/1/02. All enlisted members now receive continuous BAS (REG BAS or ENL BAS). Members in an Essential Messing Status or TDY to a ship will have the Discount Meal Rate deducted.
1/1/02	ALPERSRU D/02	Partial BAS, SEPRATS, LVRATS and Special BAS were no longer valid after 12/31/01. Officer BAS-1150 REG BAS-11551 ENL BAS-1155D Segment 25 is no longer used. IDT COMRATS is recorded in Segment 26. Discount Meal Rate is recorded in Segment 27. Cadet COMRATS is recorded in Segment 28.

Enclosure (1)
SEGMENT BIBLIOGRAPHY

Segment 29 (Entitlement) Cost Of Living Allowance

<u>Date</u>	<u>Reference</u>	<u>Summary of Change in Entitlement/Calculation/Reporting</u>
7/2/42	37 USC 405	COLA implemented for members on duty OUTCONUS.
3/6/85	CH-10 to PMIS	Method for starting COLA in PMIS/JUMPS completely modified. P 607 and L68 designated as start transactions; P 411, P 612, P 616, P 625 and L68 designated as stop transactions; segment 29 utilized as storage segment. In past, COLA had been started by an H 670, stopped by an H 671, and stored in segment 47. Current COLA segment 47s converted by PPC to segment 29s. P 603 and segment 43 continued to be used for fractional (partial day) COLA.
7/12/85	CH-11 to PMIS	COLA locality code (entered on P 603, P 607, and L68 transactions) changed from 10 digits to 9 digits.
9/26/86	CH-3, JFTR COMGEN B-220227	Authorized COLA/OHA payment based on the date of arrival of a member's dependents at a vessel's new homeport even if member had not yet relocated.
11/1/86	CH-405 to JTR	Rescinded requirement to terminate COLA of members without dependents after 90 days deployment at sea.
1/1/87	JFTR	JTR replaced by JFTR. COLA regulations moved from Chap 4 of JTR to Chap 9 of JFTR.
3/1/87	CH-3, JFTR	Provided that COLA of members TEMDU between two COLA-eligible stations continued while on TEMDU even if government quarters occupied.
2/11/88	CH-2, PMIS/JUMPS Man., Vol II	P607 logic modified to automatically stop existing COLA entitlement on day prior to submission of a P 607. P 625 no longer required to also be submitted.
2/10/89	CH-4, PMIS/JUMPS Man., Vol II	COLA locality code (entered on P 603, P 607, and L68 transactions) changed from 9 digits to 5 digits.
10/1/92	JFTR	Authorized COLA unique amounts for England, Alaska, and Japan.

Enclosure (1)
SEGMENT BIBLIOGRAPHY

Segment 30 (Entitlement) New Enlistment Bonus

<u>Date</u>	<u>Reference</u>	<u>Summary of Change in Entitlement/Calculation/Reporting</u>
1/13/98	COMDTINST 7220.40	Enlistment Bonus Program became payable.

Enclosure (1)
SEGMENT BIBLIOGRAPHY

Segment 31 (Entitlement) CONUS COLA

<u>Date</u>	<u>Reference</u>	<u>Summary of Change in Deduction/Calculation/Reporting</u>
7/1/95	P.L. 103-337	CONUS COLA Allowances became payable.

Enclosure (1)
SEGMENT BIBLIOGRAPHY

Segment 32 (Deduction) Servicemen's Group Life Insurance

<u>Date</u>	<u>Reference</u>	<u>Summary of Change in Deduction/Calculation/Reporting</u>																		
9/29/65	P.L. 89-214 VA Handbook 29-75-1 COMPTMAN Vol II	SGLI program implemented. Required automatic coverage at maximum rate (\$10,000) for all active duty members unless the member opted out via VA Form 29-8286.																		
6/25/70	P.L. 91-291	SGLI coverage increased to \$15,000. Premiums increased.																		
5/24/74	P.L. 93-289	SGLI coverage increased to \$20,000. Premiums increased.																		
11/17/80	PMIS Man.	PMIS/JUMPS programmed to automatically start SGLI coverage at maximum coverage upon processing of accession transactions (and to stop coverage upon a member being in a bad pay status for 31 days or more). Action code P 809 implemented for reporting members who decline or elect reduced coverage.																		
11/17/81	P.L. 97-66	SGLI coverage increased to \$35,000. Premiums increased.																		
12/20/82	CH-8, PMIS Man.	Element codes on P 809 transaction renumbered.																		
1/1/86	P.L. 99-166 Orig CG Pay Man.	SGLI coverage increased to \$50,000. Premiums increased.																		
1/7/86	ALPERSRU 002/86 CH-12, PMIS Man.	P 809 transaction totally overhauled.																		
11/4/88	CH-3, PMIS/JUMPS Man., Vol I	Field procedures for VA Form SGLV-8286 (for declining or electing reduced SGLI coverage) published.																		
4/6/91	P.L. 102-25	SGLI coverage increased to \$100,000. Premiums increased.																		
10/29/92	P.L. 102-568	SGLI coverage increased to \$200,000. Premiums increased.																		
7/1/94	VA Memo	SGLI premium increase from 8 cents to 9 cents per \$1,000 coverage.																		
4/1/96	P.L. 104-106	SGLI automatic level of coverage increased from \$100,000 to \$200,000. No premium rate change.																		
7/1/97	VA Memo	SGLI premium reduction from 9 cents to 8.5 cents per \$1,000 coverage.																		
4/1/01	PL 107-14	Effective 4/1/2001, SGLI automatic coverage increased from \$200,000 to \$250,000. No premium rate change, but five coverage options were added. They are as follows: <table border="0" style="margin-left: 40px;"> <thead> <tr> <th style="text-align: left;">Code</th> <th style="text-align: left;">Coverage</th> <th style="text-align: left;">Premium</th> </tr> </thead> <tbody> <tr> <td>L</td> <td>\$210,000</td> <td>\$16.80</td> </tr> <tr> <td>M</td> <td>220,000</td> <td>17.60</td> </tr> <tr> <td>N</td> <td>230,000</td> <td>18.40</td> </tr> <tr> <td>O</td> <td>240,000</td> <td>19.20</td> </tr> <tr> <td>P</td> <td>250,000</td> <td>20.00</td> </tr> </tbody> </table>	Code	Coverage	Premium	L	\$210,000	\$16.80	M	220,000	17.60	N	230,000	18.40	O	240,000	19.20	P	250,000	20.00
Code	Coverage	Premium																		
L	\$210,000	\$16.80																		
M	220,000	17.60																		
N	230,000	18.40																		
O	240,000	19.20																		
P	250,000	20.00																		
9/1/2005	PL 109-13	SGLI automatic coverage increased from \$250,000 to \$400,000. No premium rate change, but three coverage options were added. They are as follows: <table border="0" style="margin-left: 40px;"> <thead> <tr> <th style="text-align: left;">Code</th> <th style="text-align: left;">Coverage</th> <th style="text-align: left;">Premium</th> </tr> </thead> <tbody> <tr> <td>Q</td> <td>\$300,000</td> <td>19.50</td> </tr> <tr> <td>R</td> <td>350,000</td> <td>22.75</td> </tr> <tr> <td>S</td> <td>400,000</td> <td>26.00</td> </tr> </tbody> </table> <p>For elections on or after September 1, 2005, codes of "1", "2", "3", "4", "B", "C", "D", "E", "G", "H", "I", "J", "L", "M", "N", or "O" are no longer valid.</p>	Code	Coverage	Premium	Q	\$300,000	19.50	R	350,000	22.75	S	400,000	26.00						
Code	Coverage	Premium																		
Q	\$300,000	19.50																		
R	350,000	22.75																		
S	400,000	26.00																		

Enclosure (1)
SEGMENT BIBLIOGRAPHY

Segment 34/35/36 (Entitlement) Variable Housing Allowance

<u>Date</u>	<u>Reference</u>	<u>Summary of Change in Deduction/Calculation/Reporting</u>
10/1/80	ALDIST 309/80 ALDIST 333/80 37 USC 403 CH-335, JTR	VHA implemented for members stationed in U.S. (other than Alaska and Hawaii) and for members stationed OUTCONUS whose dependents resided INCONUS. All reservists ordered to active duty eligible. VHA paid based on pay grade groups. Action codes P 411, P 607, P 612, P 616, P 625, and the L68 with VDEs 88 and 89 used to record VHA.
10/1/81	ALDIST 352/81	VHA rates changed. Tables based on individual pay grades vice groups.
10/1/82	37 USC 1009	VHA/BAQ rates changed.
1/1/84	P.L. 98-525	VHA/BAQ rates changed.
5/24/84	CH-9 to PMIS	Added VDE 83 to L68 transaction for recording entitlement to PCS-VHA.
9/4/84	COMPGEN B-214731	Ruled that members in court-martial confinement ineligible for VHA unless acquitted.
1/1/85	CH-7 to COMPTMAN	VHA/BAQ rates changed.
1/1/85	ALDIST 022/85	Members drawing BAQ with dependents solely because of court-ordered child support no longer entitled to VHA when assigned to single government quarters.
6/1/85	CH-388 to JTR	Provided that members occupying inadequate quarters were not eligible for VHA.
9/30/85	U8011, JFTR	Members drawing BAQ with dependents solely due to the member paying child support became only entitled to VHA without dependents and only when not in government quarters. Members presently drawing VHA at the with dependents rate grandfathered until their next PCS transfer.
10/1/85	P.L. 99-145	VHA/BAQ rates changed.
11/8/85	CH-396 to JTR	VHA implemented in Alaska and Hawaii. Newly reported members only entitled to VHA and not to OHA. Current members drawing OHA grandfathered for 4 years or until transferred.

Continued on next page

Enclosure (1)
SEGMENT BIBLIOGRAPHY

Segment 34/35/36 (Entitlement) Variable Housing Allowance,
Continued

<u>Date</u>	<u>Reference</u>	<u>Summary of Change in Deduction/Calculation/Reporting</u>
12/12/85	CH-403 to JTR CH-5, PPC Operations Man.	Authorized VHA to continue for up to 90 days when member dies in line of duty.
3/1/86	COMDTNOTE 7220 of 5 Mar 86 JTR, Chap 4 ALCOAST 005/86 ALPERSRUs 005/007/ 010/021/022/028/037/86 CH-12 to PMIS	VHA offset created. Segment 36 created. P 608 prescribed as input transaction. VHA Offset Worksheet (CG-5425) prescribed. All members drawing VHA required to submit CG-5425 by 5/1/86 or would lose VHA effective 2/28/86.
4/25/86	CH-401 to JTR	Authorized members to receive VHA based on location of dependents vice duty station in special circumstances with Secretary approval.
11/3/86	COMPGEN B-223425 CH-17, JFTR	Ruled that members going on terminal leave are entitled to the same VHA they would have drawn had they gone on regular leave from the permanent duty station.
1/1/87	JFTR	JTR replaced by JFTR. VHA regulations moved from Chap 4 of JTR to Chap 8 of JFTR.
5/14/87	COMPGEN B-219192 U8008, JFTR	Ruled that reserve members are only entitled to VHA if ordered to active duty at one location for 20 weeks or more.
6/4/87	CH-9, JFTR	Members on TEMDU commuting from a new permanent residence (that will be occupied at new duty station) became entitled to VHA at new duty station rate.
2/11/88	CH-2, PMIS/JUMPS Man., Vol II	VDE 87 added to L68 transaction for stopping VHA with dependents of members on TEMDU commuting to new permanent residence.
2/12/88	CH-2, PMIS/JUMPS Man., Vol III CH-2, CG Pay Man.	Coast Guard authorized advance BAQ/VHA payments. H 605 and Money List used as input transaction. Payments could only be made off-line and not through system.

Continued on next page

Enclosure (1)
SEGMENT BIBLIOGRAPHY

Segment 34/35/36 (Entitlement) Variable Housing Allowance,
Continued

<u>Date</u>	<u>Reference</u>	<u>Summary of Change in Deduction/Calculation/Reporting</u>
8/9/88	CH-3, PMIS/JUMPS Man., Vol II	Added new chapter 10 on VHA and VHA offset.
11/3/88	CH-3, CG Pay Man. U8004, JFTR	Provided that VHA entitlements must be validated annually. Also, provided that members who vacate quarters after receipt of PCS orders were not subject to VHA offset.
1/1/89	CH-4, CG Pay Man.	VHA/BAQ rates changed.
1/1/89	CH-25, JFTR	Allowed personal loans for repair, renovation, or enlargement of a residence as a housing expense when determining VHA offset.
4/1/89	ALPERSRU 007/89 CH-5, PMIS/JUMPS Man., Vol II	Implemented the PMIS/JUMPS Entitlement Validation (CG- 5507) for annual validation of VHA and BAQ entitlements.
6/30/89	CH-6, CG Pay Man.	Provided that members vacating quarters in connection with separation entitled to VHA without offset.
11/8/89	U8012, JFTR	Grandfathered members in Alaska and Hawaii drawing OHA converted to VHA.
1/1/90	CH-7, CG Pay Man.	VHA/BAQ rates changed.
1/1/96	ALPERSRU O/96	VHA rate protection implemented.
1/1/98	ALPERSRU A/98	Offset segment 36 no longer required.
1/1/98	Query Manual	BAQ and VHA combined into one allowance, BAH (Basic Housing Allowance)

<u>Old Term</u>	<u>New Term</u>
BAQ/VHA	BAH
BAQ	BAH Type II
BAQ Partial.....	BAH Partial
BAQ Child	BAH Diff

Enclosure (1)
SEGMENT BIBLIOGRAPHY

Segment 38 (Deduction) Indebtedness

<u>Date</u>	<u>Reference</u>	<u>Summary of Change in Deduction/Calculation/Reporting</u>
10/22/85	Orig PMIS/JUMPS Man., Vol III (old) PPC Operations Man.	Programming completed to record indebtedness in segment 38. Indebtedness of \$100 or more collected in 5 monthly installments. Indebtedness less than \$100 collected lump sum. Segment 38s could be built by Compute processing of retroactive transactions or via input of H 605 document. Servicing ACOs authorized to input H 605s to record indebtedness due to: excess household goods shipments; clothing locker sales; unliquidated or overpaid travel advances; emergency government TRs; and GAO Notices of Exception. Only PPC could input H 605s to record indebtedness for: IRS tax levies; court-ordered garnishments; and private property damages. Only PPC could close segment 38s to reflect remission and waiver approvals.
8/1/87	ALPERSRU 021/87 ALPERSRU 024/87 CH-1, PMIS/JUMPS Man., Vol III CH-1, PMIS/JUMPS Man., Vol I CH-2, PPC Operations Man.	PPC assumed responsibility for inputting H 605 transactions for indebtedness due to: excess household goods shipments; emergency government TRs; and other miscellaneous indebtedness (hospital charges, bad checks to NAFA, etc.). Servicing ACOs now only authorized to input H 605 for transactions unliquidated/overpaid travel advances and clothing locker sales.
11/6/87	CH-1, PMIS/JUMPS Man., Vol I CH-5, PPC Operations Man.	Redefined "routine adjustments". Provided for collection of overpayments less than \$100 lump sum in the month discovered; collection of overpayments from \$100-\$300 at a rate of \$100 per month beginning the month after discovered; and collection of overpayments over \$300 in 5 equal monthly installments beginning the month after discovered.
2/12/88	ALPERSRU 013/88 ALPERSRU 015/88 CH-2&3, PMIS/JUMPS Man., Vol I CH-3, PMIS/JUMPS Man., Vol III CH-3, PMIS/JUMPS Man., Vol II CH-5&6, PPC Operations Man. CH-2&3, CG Pay Man.	Prescribed new CG-5475 (L6KA) transaction for effecting deductions for clothing locker sales--H 605 transaction no longer used for this type of indebtedness. Authorized collection of indebtedness to CG Mutual Assistance from members' final pay. New waiver/remission procedures developed and published. Prescribed that indebtedness due to member receiving duplicate payment after claiming non-receipt would be collected lump sum from available pay.

Continued on next page

Enclosure (1)
SEGMENT BIBLIOGRAPHY

Segment 38 (Deduction) Indebtedness, Continued

<u>Date</u>	<u>Reference</u>	<u>Summary of Change in Deduction/Calculation/Reporting</u>
5/12/88	CH-4, PPC Operations Man.	New element code added to PPC H 605 transaction for recording collection of indebtedness due to overpayment. Prescribed that H 605 (and segment 38) shall no longer be used for overpayments less than \$100. (H 604 transaction and segment 44 used instead.)
2/9/89	CH-4, CG Pay Man.	Authorized collection of indebtedness for failure to clean government quarters.
1/16/90	CH-5, PMIS/JUMPS Man., Vol I CH-8, PPC Operations Man. CH-7, CG Pay Man.	Provided for collection of overpayments less than \$100 lump sum in the month discovered; collection of overpayments from \$100-\$500 at a rate of \$100 per month beginning the month after discovered; collection of overpayments over \$500 and less than \$2,000 in 5 equal monthly installments beginning the 3rd month after discovered; and set special collection rules for overpayments of \$2,000 or greater.

Enclosure (1)
SEGMENT BIBLIOGRAPHY

Segments 39/40/41 (Entitlement) Advance Pay And Allowances, Advance Pay, Advance BAH/OHA (Old Advance BAQ/VHA/OHA)

<u>Date</u>	<u>Reference</u>	<u>Summary of Change in Entitlement/Calculation/Reporting</u>
10/22/85	Orig PMIS/JUMPS Man., Vol III (old)	PMIS/JUMPS procedures for payment of advance pay & allowances, advance pay, and advance BAS/SEPRATS/LVRATS/OHA developed and published. Advances could only be paid off-line. H 605 and Money List designated as input transactions. Segments 39 and 45 utilized to record advance pay & allowances; segments 40 and 45 used to record advance pay; and segments 41 and 45 used to record advance BAS/SEPRATS/LVRATS/OHA.
4/4/86	ALPERSRU 019/86 CH-1, PMIS/JUMPS Man., Vol III (old)	Required use of VDE 29 together with VDE 07 when changing advance payliquidation schedules on action code H 605.
8/27/86	CH-2, PMIS/JUMPS Man., Vol III (old)	Required advance pay payments to be made through PMIS/JUMPS -- H 605 designated as sole input transaction. Money List designated sole input transaction for advance pay & allowances (which were still paid off-line).
10/28/86	ALPERSRU 052/86 Orig PMIS/JUMPS Man., Vol III (new)	Authority for servicing ACOs to make advance pay payments off-line reinstated. H 605 and Money List redesignated as input transactions.
2/4/87	Orig PMIS/JUMPS Man., Vol III	Allowed payment of advance pay and advance pay & allowances through the system--either could now be paid off-line or through system. Prescribed use of H 605 transaction (only) for advance pay and for advance pay & allowance payments made through the system, and Money List (only) for advance pay and advance pay & allowance payments made off-line.
1/29/88	CH-2, CG Pay Man. CH-2, PMIS/JUMPS Man., Vol III CH-3, PPC Operations Man.	Chapter 9 published. Authorized advance BAQ/VHA to be paid to CG members. Deleted authority for payment of advance BAS/SEPRATS/LVRATS.
2/12/88	CH-2, PMIS/JUMPS Man., Vol III CH-3, PPC Operations Man.	Procedures for advance BAQ/VHA published. H 605 and Money List used as input transactions. Payments could only be made off-line and not through system. Segments 41 and 45 used to record advance BAQ/VHA payments.

Continued on next page

Enclosure (1)
SEGMENT BIBLIOGRAPHY

Segments 39/40/41 (Entitlement) Advance Pay And Allowances, Advance Pay, Advance BAH/OHA (Old Advance BAQ/VHA/OHA), Continued

<u>Date</u>	<u>Reference</u>	<u>Summary of Change in Entitlement/Calculation/Reporting</u>
2/9/89	CH-4, CG Pay Man.	Added requirement for CO approval prior to all advance pay & allowance payments, and prior to advance pay payments to E-4s and below. Added requirement that PCS moves be over 25 miles before entitlement to advance pay existed.
2/22/89	CH-4, PMIS/JUMPS Man., Vol III	Required that advance pay and advance pay & allowances be paid through the system (and not off-line) except in bona fide emergencies.
9/7/89	CH-5, PMIS/JUMPS Man., Vol III	Required PPC authorization prior to making any off-line advance payments.
2/13/90	CH-6, PMIS/JUMPS Man., Vol II CH-6, PMIS/JUMPS Man., Vol IV CH-8, PPC Operations Man.	Added capability to pay advance BAQ/VHA/OHA through system in addition to off-line. Required only H 605 to be input if paid through system, and only Money List if paid off-line. Moved procedures for H 605 and Money List from Chap 5 of Vol III to Chaps 2 and 3 of Vol II.
1/1/98	Query Manual	Renamed to BAH/OHA due to the new BAH allowance and the elimination of VHA.

Enclosure (1)
SEGMENT BIBLIOGRAPHY

**Segment 42 (Entitlement) Special Enlistment
Program/Selective Reenlistment Bonus**

<u>Date</u>	<u>Reference</u>	<u>Summary of Change in Entitlement/Calculation/Reporting</u>
10/1/74	37 USC 308 COMPTMAN Vol II	Present selective reenlistment bonus (SRB) authority enacted. Replaced Regular Reenlistment Bonus (RRB) program. (Grandfathered members on active duty on 6/1/74 who had received less than \$2,000 RRB/VRB to potentially receive additional RRB payment.)
5/4/79	COMDTINST 7220.13E	CG policy on SRBs published. Only allowed Zone A payments. Maximum set at \$12,000.
7/24/79	COMDTNOTE 7220	SRB multiples changed.
1/17/80	PMIS Man.	Action code P 600 designated as input transaction for recording SRB payments made by servicing ACOs. Action code P 669 designated for recouping SRB/VRB/RRB payments.
10/1/80	ALCOAST 011/80 ALCOAST 009/80	Maximum SRB amount increased to \$16,000. Zone B payments authorized to members with 6-10 years service.
6/4/81	ALCOAST 013/81	Authority for COs to authorize lump sum SRB payments cancelled.
9/15/81	ALDIST 315/81	Authority for COs to authorize lump sum SRBs reinstated.
2/15/82	ALDIST 004/82	SRB multiples changed.
4/15/82	ALDIST 068/82	SRB multiples changed. Authority for COs to authorize lump sum SRBs cancelled. COs authorized to approve up to 50% initial installment.
5/18/82	COMDTINST 7220.13F	New CG policy on SRBs published.
7/8/82	COMDTNOTE 7220	SRB multiples changed.
7/26/82	CH-7 to PMIS Man.	New element code added to P 600 transaction for recording initial SRB entitlements.

Continued on next page

Enclosure (1)
SEGMENT BIBLIOGRAPHY

**Segment 42 (Entitlement) Special Enlistment
Program/Selective Reenlistment Bonus, Continued**

<u>Date</u>	<u>Reference</u>	<u>Summary of Change in Entitlement/Calculation/Reporting</u>
12/20/82	CH-8 to PMIS Man.	New element codes added to action codes P 154 and P 159 for recording SRB multiples.
3/1/83	ALDIST 011/83	SRB multiples changed.
8/1/83	ALDIST 152/83	SRB multiples changed.
12/19/83	ALDIST 299/83	Provided for suspension of SRB payments to members entering an officer commissioning program.
1/15/84	ALDIST 285/83	SRB multiples changed.
2/6/84	COMDTINST 7220.13G	New CG policy on SRBs published. Set new SRB multiples effective 1/15/84.
10/1/84	ALDIST 065/84	SRB multiples changed.
1/1/85	ALDIST 303/84	SRB multiples changed. Maximum SRB increased to \$20,000.
8/1/85	ALDIST 147/85	SRB multiples changed. COs authorized to approve accelerated SRB payments. Amount of initial SRB installments set at 50% of total SRB amount.
10/1/85	ALDIST 251/85	SRB multiples changed.
10/22/85	Orig PMIS/JUMPS Man., Vol III	PPC took over centralized separations processing, including SRB payments.
3/13/86	CH-12, PMIS Man.	Added new action code P 602 for suspending and terminating SRB payments.
4/1/86	ALCOAST 009/86	SRB multiples changed.
8/21/86	CH-13, PMIS Man.	Added new procedures for correcting SRB segment 42s.
9/19/86	Orig PPC Operations to Man.	Action codes P 600 and P 669 deleted from PERSRU procedures. Action codes H 600, H 601, H 669, and H 875
2/17/87	Orig PMIS/JUMPS Man., Vol II	initiated for input by PPC in processing SRB payments.

Continued on next page

Enclosure (1)
SEGMENT BIBLIOGRAPHY

**Segment 42 (Entitlement) Special Enlistment
Program/Selective Reenlistment Bonus, Continued**

<u>Date</u>	<u>Reference</u>	<u>Summary of Change in Entitlement/Calculation/Reporting</u>
10/1/86	ALCOAST 047/86	Amount of initial SRB payment authorized increased from 50% to 75%.
11/14/86	ALCOAST 061/86	Initial SRB installment set at 50%.
2/1/87	ALCOAST 061/86	SRB multiples changed.
6/1/87	ALCOAST 020/87	SRB multiples changed.
10/1/87	ALDIST 001/88	SRB multiples changed.
3/1/88	ALDIST 016/88	SRB multiples changed.
11/4/88	CH-3, PMIS/JUMPS Man., Vol I	Added procedures for lump sum and accelerated SRB payments.
12/1/88	ALDIST 209/88	SRB multiples changed.
12/29/88	COMDTINST 7220.33	New CG policy on SRBs published.
2/10/89	CH-4, PMIS/JUMPS Man., Vol II	PERSRUs required to submit action code P 602 to suspend SRB payments of overweight members.
6/1/89	ALDIST 076/89	SRB multiples changed.
8/24/89	CH-7, PPC Operations Man.	Procedures for action codes H 600, H 601, and H 875 rewritten in their entirety.
9/7/89	CH-5, PMIS/JUMPS Man., Vol II	New exhibit added to Vol II to define P 602 submissions per COMDTINST 7220.33.
3/1/90	ALDIST 022/90	SRB multiples changed.
10/1/90	ALDIST	Special Enlistment Program initiated.

Enclosure (1)
SEGMENT BIBLIOGRAPHY

Segment 45 (Deduction) Special Payments

<u>Date</u>	<u>Reference</u>	<u>Summary of Change in Deduction/Calculation/Reporting</u>
10/22/85	Orig PMIS/JUMPS, Man. Vol III (old) PMIS/JUMPS Man., Vol IV	Money List (CG-3079) (L6HA) designated as input transaction for recording off-line payments in segment 45. H 605/VDE 14 designated for use in recording that an off-line check payment was being cancelled--H 605/VDE 14 could only be input by PPC. Servicing ACOs authorized to input L6HA transactions, but required to obtain PPC authorization prior to making off-line payments other than advances.
6/5/86	ALPERSRU 034/86 CH-2, Orig PMIS/ JUMPS Man., Vol III	Servicing ACOs authorized to input H 605/VDE 14 transactions to record cancellation of special payments for advance pay, advance pay & allowances, or advance OHA.
9/7/89	CH-5, PMIS/JUMPS Man., Vol III	Required servicing ACOs to receive PPC authorization prior to making off-line payments of advance pay, advance pay & allowances, and advance BAQ/VHA/OHA.

Enclosure (1)
SEGMENT BIBLIOGRAPHY

Segment 46 (Entitlement) Overseas Housing Allowance

<u>Date</u>	<u>Reference</u>	<u>Summary of Change in Entitlement/Calculation/Reporting</u>
7/1/81 to 6/30/82	ALDIST 297/81 CH-2, PMIS	Rent Plus Housing Allowance (RPHA) began. Phased in over twelve month period. Replaced Housing Allowance (HOLA). Members drawing HOLA grandfathered for 4 years or until PCS -- these members had option to draw HOLA or RPHA. Action codes P 609, H 670, and H 671 used for starts/stops of RPHA. Segment 46 used to store RPHA data, and segment 47 used to store RPHA amounts.
10/1/82	37 USC 1009	BAQ rates increased, resulting in changes to RPHA amounts.
12/30/82	CH-8, PMIS	Action code P 609 completely revised.
1/1/84	P.L. 98-525	BAQ rates increased, resulting in changes to RPHA amounts.
10/1/84	M4301d, JTR	Maximum rental ceiling for members without dependents set at 80% of ceiling for members with dependents (unless specified otherwise in Appendix of JTR). Grandfather clause allowed members already drawing RPHA to not have to comply until 1 October 1988.
1/1/85	CH-7 to COMPT Vol II	BAQ rates increased, resulting in changes to RPHA amounts.
4/30/85	CH-10 to PMIS Orig PMIS/JUMPS Man. Vol III	Method for reporting, changing, and storing OHA in PMIS/JUMPS completely modified. New H 609 transaction introduced. P 609 and segment 46 revised to show RPHA amounts. PERSRUs required to forward P 609s to ACOs for input of actual dollar amount in element column of VDE01. Use of H 670 and H 671 transactions and segment 47 for RPHA discontinued. Current OHA segment 47s converted by PPC to segment 46s.
7/12/85	CH-11 to PMIS	Deleted requirement to record RPHA amount on P 609. PMIS/JUMPS programmed to calculate RPHA amount based on other variables provided on P 609.
10/1/85	CH-392, JTR	Term "Rent Plus Housing Allowance" changed to "Overseas Housing Allowance".
10/1/85	P.L. 99-145	BAQ rates increased resulting in changes to OHA amounts.

Continued on next page

Enclosure (1)
SEGMENT BIBLIOGRAPHY

Segment 46 (Entitlement) Overseas Housing Allowance,
Continued

<u>Date</u>	<u>Reference</u>	<u>Summary of Change in Entitlement/Calculation/Reporting</u>
11/8/85	CH-396, JTR	Members newly assigned to Alaska or Hawaii after this date not entitled to OHA-- entitled to VHA instead. Members already drawing OHA grandfathered for four years.
12/12/85	CH-403, JTR CH-5, PPC OPS Man.	Authorized OHA to continue for up to 90 days when member Dies in line of duty.
3/13/86	CH-12, PMIS CH-399, JTR	Implemented scoring and climate system for calculating utility/recurring maintenance allowance amounts. OHA worksheet published as an aid.
5/14/86	CH-402, JTR	Provided that OHA of members departing Alaska or Hawaii on PCS could no longer continue beyond date of member's PCS departure.
8/21/86	CH-13, PMIS CH-1, Orig PMIS/ JUMPS Vol III	New codes established for VDEs 07 and 09 on the P 609. OHA computation worksheet developed for use with H 609.
9/26/86	CH-3, JFTR COMPGEN B-220227	Authorized OHA/COLA payment based on the date of arrival of a member's dependents at a vessel's new homeport even if member had not yet relocated.
11/1/86	CH-405, JTR	Requirement to terminate OHA/HOLA/COLA for members without dependents after 90 days deployment at sea rescinded.
1/1/87	JFTR	JTR replaced by JFTR. OHA regulations moved from Chap 4 of JTR to Chap 9 of JFTR.
1/1/87	P.L. 99-661	BAQ rates increased, resulting in changes to OHA amounts.
2/1/87	CH-2, JFTR PMIS/JUMPS Man. Vol III PMIS/JUMPS Man. Vol IV	Authorized advance payment of OHA/VHA to pay advance rent, security deposits, or initial occupancy expenses. H 605 and money list designated as input transactions, and segment 41 as storage media.
3/1/87	CH-3, JFTR	Provided that OHA of members TEMDU between two OHA-eligible stations continued while on TEMDU even if government quarters occupied.

Continued on next page

Enclosure (1)
SEGMENT BIBLIOGRAPHY

Segment 46 (Entitlement) Overseas Housing Allowance,
Continued

<u>Date</u>	<u>Reference</u>	<u>Summary of Change in Entitlement/Calculation/Reporting</u>
11/1/87	CH-11, JFTR	Members with over 12 months tour of duty remaining who acquired dependents or were joined by command-sponsored dependents became entitled to OHA if member agreed to serve longer "with dependents" tour of duty.
5/24/88	CH-2, PMIS/JUMPS Man., Vol II	Segment 30 entitled "Housing Allowance" discontinued, as entitlement to grandfathered HOLA had expired 6/30/86.
1/1/89	CH-4, CG Pay Man.	BAQ rates increased, resulting in changes to OHA amounts.
11/8/89	U8012, JFTR	Grandfathered members in Alaska or Hawaii drawing OHA converted to VHA.
1/1/90	CH-7, CG Pay Man.	BAQ rates increased, resulting in changes to OHA amounts.
2/13/90	CH-6, PMIS/JUMPS Man., Vol II CH-6, PMIS/JUMPS Man., Vol IV	Interim Housing Allowance merged into OHA. VDEs added to P 609 to start and stop interim housing allowance. VDEs deleted from P 607, P 625, and L68 for stopping/starting Interim HOLA. Segment 31 entitled "Interim Housing Allowance" discontinued.
5/1/99	ALPERSRU J/99	Fields to identify foreign currency amounts, codes, and exchange rates added.
11/1/99	ALPERSRU Z/99	Inclusion of BAH II and FSH amounts within OHA.

Enclosure (1)
SEGMENT BIBLIOGRAPHY

Segment 49 (Entitlement) Flight Deck Hazardous Duty Incentive Pay

<u>Date</u>	<u>Reference</u>	<u>Summary of Change in Entitlement/Calculation/Reporting</u>
1/1/84	ALDIST 284/83 CH-5, COMPTMAN Vol II CH-9, PMIS Man.	Coast Guard implemented FDHDIP at rate of \$110 per month for officers and \$83 per month for enlisted members assigned to 378 ft, 270 ft, 210 ft, and icebreaker vessels. Action code P 607 designated for use in paying entitlement on monthly basis.
10/1/85	P.L. 99-145	Enlisted rates increased to \$110 per month.
11/4/88	CH-3, PMIS/JUMPS Man., Vol I	Aviation procedures for field units developed and published.

Enclosure (1)
SEGMENT BIBLIOGRAPHY

Segments 50/51 (Deduction) Fines/Forfeitures

<u>Date</u>	<u>Reference</u>	<u>Summary of Change in Deduction/Calculation/Reporting</u>
8/10/80	Orig PMIS Man. COMPTMAN Vol II Man. for Courts-Martial CG Military Justice Man.	Court Memorandum (CG-3304) (L6AA) implemented as transaction for recording fines and forfeitures in PMIS/JUMPS. Segment 50 used to record fines imposed by court-martial. Segment 51 used to record forfeitures of pay imposed by court-martial or nonjudicial punishment.
3/13/86	CH-12, PMIS Man.	Instructions for preparation of L6AA transaction totally rewritten.
2/13/90	CH-6, PMIS/JUMPS Man., Vol II CG Pay Man. CH-6, PMIS/JUMPS Man., Vol IV CH-5, PMIS/JUMPS Man., Vol I	Method for recording fines on the L6AA transaction revised -- eliminated requirement for member to sign consent to fine checkage prior to effecting the checkage.

Enclosure (1)
SEGMENT BIBLIOGRAPHY

Segment 52 Permanent Unit

<u>Date</u>	<u>Reference</u>	<u>Summary of Change in Segment/Calculation/Reporting</u>
6/16/86	PMIS/JUMPS Man., Vol IV	Segment 52 implemented for recording a history of permanent duty and temporary duty stations. Segment 52 updated by: (1) Departing and reporting Endorsements on Orders (L68s) (2) Accession transactions (i.e., L19s) (3) RELAD transactions (L68s)

Enclosure (1)
SEGMENT BIBLIOGRAPHY

**Segment 53 Home Awaiting Disciplinary Action
(HADA)/Home Awaiting Orders Status (HAOS)**

<u>Date</u>	<u>Reference</u>	<u>Summary of Change in Segment/Calculation/Reporting</u>
8/10/80	Orig PMIS/JUMPS Man., Vol II PMIS/JUMPS Man., Vol IV PPC Operations Man. PERSMAN Art. 12-B-44 & 7-A-5 COMPTMAN Vol II Military Justice Man.	Segment 52 implemented for recording members at home awaiting separation for physical disability (HAOS) or on appellate leave awaiting punitive separation adjudged by a court-martial (HADA). Programming instituted to build a segment 53 off of a reporting L68 transaction (with nature of duty code B or D). H 998 transaction established for use by PPC in establishing a "KILL DT" in segment 53 to terminate leave accrual in PMIS/JUMPS.
6/30/89	CH-6, CG Pay Man. CH-5, PMIS/JUMPS Man., Vol II	Authorized members going on appellate leave (HADA) to receive lump sum leave.

Enclosure (1)
SEGMENT BIBLIOGRAPHY

Segment 54 (Deduction) VEAP Education

<u>Date</u>	<u>Reference</u>	<u>Summary of Change in Deduction/Calculation/Reporting</u>
1/1/77	P.L. 94-502 CG Training & Education Man. COMPTMAN Vol II	Post-Vietnam Era Veterans' Educational Assistance Program (VEAP) established for members first entering military service on or after 1/1/77. Contributory program with government matching contributions at \$2 to \$1. Maximum contribution by member set at \$2,700 (with government putting in up to \$5,400). CG-4222 (allotment code E) designated as transaction for effecting payroll deductions under Man. allotment system.
6/21/84	ALPERSRU 012/84 CH-10, PMIS Man. PPC Operations Man.	Allotment payments through PMIS/JUMPS implemented. CGÇ4222 designated as start/stop/change transaction for VEAP allotments. CG-4222 could only be input by servicing ACOs. Action code H 800 designated for use by PPC in correcting VEAP segment 54s. Action code H 801 developed for PPC use in recording lump sum payments of VEAP.
6/30/85	P.L. 94-502 ALCOAST 005/85 ALDIST 129/85	VEAP program officially expired.
10/28/86	P.L. 99-576 ALCOAST 056/86	New legislation passed to allow enrollment in VEAP past original 6/30/85 deadline. Deadline for enrollment extended to 3/31/87.
4/16/87	ALPERSRU 009/87 ALPERSRU 011/87 Orig PMIS/JUMPS Man., Vol II	PERSRUs assumed responsibility for inputting CG-4222s to stop/change VEAP allotments.

Enclosure (1)
SEGMENT BIBLIOGRAPHY

Segment 55 Credit Cash Deposit

<u>Date</u>	<u>Reference</u>	<u>Summary of Change in Segment/Calculation/Reporting</u>
10/22/85	Orig PMIS/JUMPS Man. Vol III (old) PPC Operations Man.	H 605/VDE 09 designated as input transaction for recording that a member had made a cash or check deposit to offset indebtedness, to offset an advance, or to liquidate a court-martial fine. H 605/VDE 09 could be input by servicing ACOs and PPC.
2/12/88	CH-2, PMIS/JUMPS Man., Vol III CH-2, PMIS/JUMPS Man., Vol I CH-3, PPC Operations Man.	Required all cash/check deposits be submitted to PPC for processing and input of H 605/VDE 09 transaction. Servicing ACOs no longer authorized to prepare H 605/VDE 09.

Enclosure (1)
SEGMENT BIBLIOGRAPHY

Segment 57/70 Pay Status

<u>Date</u>	<u>Reference</u>	<u>Summary of Change in Segment/Calculation/Reporting</u>
8/10/80	PMIS Man. PPC Operations Man.	Following transactions prescribed for updating pay status in segment 57: L61/L65 (Accessions) P 203/P 214/P 253/P 266/P 633/L68 (Separations) P 240/P 400/P 411/P 612/P 616/P 640/P 642/P 644 (Deductible time) L63/L68 (Excess leave) P 231/P 232/H 448 (Missing status)
11/8/88	CH-3, PMIS/JUMPS Man., Vol IV	New pay status code RI added to segment 57 to designate reserve members not paid by PMIS/JUMPS.
2/10/89	CH-4, PMIS/JUMPS Man., Vol II	Action code P 642 deleted.
5/11/89	CH-4, PMIS/JUMPS Man., Vol IV	New pay status code CS added to segment 57 for military confinement. Pay Status code WR (work release) deleted.
11/6/89	CH-5, PMIS/JUMPS Man., Vol IV CH-7, PPC Operations Man.	Segment 70 created for recording out of retro pay status adjustments. PPC-only H 748 transaction prescribed for updating segment 70. Three fields added to Segment 57.

Enclosure (1)
SEGMENT BIBLIOGRAPHY

Segment 58 Pay Grade

<u>Date</u>	<u>Reference</u>	<u>Summary of Change in Segment/Calculation/Reporting</u>
8/10/80	PMIS Man. Headquarters Man.	Following transactions prescribed for updating pay grade in segment 58: L61/L65 (Accessions) P 555/P 341/L6AA/L68 (Field enlisted advancements & reductions) P 205/P 222 (Officer integration's and reversions) L45/H 275/H 300/H 301/H 350 (Officer promotions and enlisted servicewide advancements)
9/17/89	CH-5, PMIS/JUMPS Man., Vol II CH-4, PMIS/JUMPS Man., Vol V	Action code P 222, for officer integration, replaced by action code H 222, and could only be input by Headquarters.

Enclosure (1)
SEGMENT BIBLIOGRAPHY

Segment 61 (Deduction) TRICARE Family Member Dental Insurance Program

<u>Date</u>	<u>Reference</u>	<u>Summary of Change in Deduction/Calculation/Reporting</u>
8/1/87	10 USC 1076(a) ALCOAST 015/87 ALPERSRUs 010/015/017/ 026/027/87 CH-3, CG Pay Man. CH-1, PMIS/JUMPS Man., Vols I, II, & IV	Dependent dental insurance program implemented. Members on active duty as of 6/30/87 who had CHAMPUS-eligible dependents and were stationed INCONUS were automatically enrolled, unless the member opted out via submission of a DD Form 2494 (and PERSRU input of a P 810 transaction). Payroll deductions began 7/1/87. Action code P 810 implemented as start/stop transaction, and segment 61 implemented as storage media. (Members entering the Coast Guard after 6/30/87 not automatically covered--action code P 810 required to be submitted.)
11/16/87	CH-2, PPC Operations Man.	Action code H 810 developed for use by PPC in correcting segment 61.
8/9/88	CH-3, PMIS/JUMPS Man., Vol II	Added new element code to P 810 transaction for stopping dental insurance coverage due to member obtaining other dental coverage. Required PERSRUs to research DEERS data base prior to inputting P 810 transactions. Prohibited "C" and "D" type entries on P 810 transactions.
1/16/90	CH-5, PMIS/JUMPS Man., Vol I	DD Form 2494 replaced by DD Forms 2494R and 2494R-1.
3/1/93	10 USC 1076(a) ALCOAST 023/93 E-mail ALPERSRU I/93, and R/93 CH-12, PMIS/JUMPS Man., Vol II CH-5, PMIS/JUMPS Man., Vol IV	Expanded Dependent dental insurance program implemented. Members on active duty as of 2/01/93 who had CHAMPUS-eligible dependents and were stationed INCONUS and had 24 months remaining were automatically enrolled, unless the member opted out via submission of a DD Form 2494 (and PERSRU input of a P 810 transaction with the new disenrollment code of "D" on VDE 20). All current enrollees were rolled over regardless of time remaining. Payroll deductions began 3/93.
10/1/97	Section 702 of the 1997 Nat. Defense Authorization Act, ALDIST 185	Selected Reserve Dental Program implemented for eligible reserve members only. Enrollment/disenrollment are between the reserve member and the contractor. Payroll deduction are withheld for premiums when there is sufficient pay.
1/1/01	PL 106-65	Completely revised 10 USC 1076a (Active Duty dental) and struck 10 USC 1076b (SELRES dental). Active duty dental will now be handled by allotment (SEG 77). SELRES dental will still be deducted using Segment 61.
10/1/01	PL 106-265	Congress amended title 5, USC to establish a program under which long term care insurance is made available to Federal employees, members of the Uniformed services and civilian and military retirees. Segment 61 is revised to allow its use for both Reserve Dental and Reserve Long Term Care.

Enclosure (1)
SEGMENT BIBLIOGRAPHY

Segments 62/74 (Entitlement) Leave

<u>Date</u>	<u>Reference</u>	<u>Summary of Change in Entitlement/Calculation/Reporting</u>
1946	P.L. 79-704	Armed Forces Leave Act established current military leave system. Members earned 2 days leave per month and could accrue up to 120 days.
1950	P.L. 81-818	Limited leave balances at end of fiscal year to 60 days.
8/28/65	COMPTMAN Vol II	Authorized lump sum leave to be paid to survivors upon a member's death.
7/14/76	37 USC 501 CG Personnel Man.	Authorized members to receive payment for portion of accrued leave and carry rest of accrued leave forward. Prohibited payment of lump sum leave to members discharged to accept appointment as officer.
9/1/76	37 USC 501	Changed lump sum leave payment rules. LSL paid only based on basic pay. (In past, paid based on basic pay, BAQ, BAS, and PMA.) Grandfathered accrued leave as "saved leave (SLB)". Lump sum leave payments limited to 60 days total during a member's military career.
10/1/78	JUMPS Leave Verification Coding Sheet Instructions	Automated leave accounting system began on test basis in parallel with Man. leave records.
10/1/79	P.L. 96-579 COMDTINST M1080.5	Allowed deployed members to have leave balances of up to 90 days at end of fiscal year.
2/1/80	COMDTINST 1050.10	Coast Guard implemented totally automated leave system. Man. leave records (CG-3305 and CG-9537A) closed out and forwarded to PPC. L63, L68 and L69 designated as input transactions for charging leave; L6FA, L62, L68, and L67/P 198/P 203/P 214 designated as input transactions for selling leave; L67/H 414 designated as PPC leave adjustment transaction. LES adopted as formal leave feedback report.
4/11/85	ALPERSRU 018/85 ALPERSRU 045/85 CH-12, PMIS Man.	PPC leave audit rules/policies rewritten to be more restrictive.

Continued on next page

Enclosure (1)
SEGMENT BIBLIOGRAPHY

Segments 62/74 (Entitlement) Leave, Continued

<u>Date</u>	<u>Reference</u>	<u>Summary of Change in Entitlement/Calculation/Reporting</u>
11/8/85	P.L. 99-145 CH-2, CG Pay Man. CH-1, CG Personnel Man.	Effective date of 60-day lump sum leave limitation changed from 9/1/76 to 2/9/76.
8/15/86	ALDIST 210/86 ALPERSRU 045/86 CH-13, PMIS Man.	L69 transaction for recording TAD eliminated. Leave in conjunction with TAD now required to be reported via L63 transaction.
11/14/86	CH-1, CG Pay Man. CH-1, CG Personnel Man.	Excess/advance leave policies changed.
6/30/89	CH-6, CG Pay Man.	Authorized members going on appellate leave to elect LSL. Prohibited LSL payments to officers who resign prior to their impending discharge, and who continue in the service.

Enclosure (1)
SEGMENT BIBLIOGRAPHY

Segment 63 (Deduction) Montgomery GI Bill

<u>Date</u>	<u>Reference</u>	<u>Summary of Change in Deduction/Calculation/Reporting</u>
7/1/85	P.L. 98-525 CG Training & Education Man. Orig CG Pay Man.	Established new educational program for regular and reserve members first entering service between 7/1/85 and 6/30/88. Program called for enrollment during first two weeks of active duty unless member opted out. Pay reduction was \$100 per month for 12 months, with coverage irrevocable. CG-4222 (allotment code F) designated as PMIS/JUMPS input transaction.
6/30/88	P.L. 98-525	MGIB program officially expired.
12/1/88 to 6/30/89	ALCOAST 056/88 ALPERSRU 029/88	Open period established to allow members entering active duty between 7/1/85 and 6/30/88 who had previously declined MGIB coverage to opt into the program or re-decline.
1/1/98	COMDTINST 1760.10	Established active duty kicker program. Members in critical ratings are eligible to receive up to \$30,000 for college.
5/1/98	SCP 98012	Lump sum payment amount, entry date, and deposit number fields added.

Enclosure (1)
SEGMENT BIBLIOGRAPHY

Segments 64/65/66/67/68 (Deduction) Taxes

<u>Date</u>	<u>Reference</u>	<u>Summary of Change in Deduction/Calculation/Reporting</u>
8/10/80	PMIS Man. PPC Operations Man.	Following transactions prescribed for updating taxes in segments 64 thru 68: L6EA (Tax Information Form) L67/P 357 (Naturalization) L67/P 607/P 625 (Combat Tax Exclusion) L67/H 540/H 545 (PPC Adjustments)
1/1/81	26 USC 3101	FICA maximum taxable wages increased to \$29,700 @ 6.65%.
8/1/81	5 USC 5516	Arkansas authorized to have state tax withheld.
1/1/82	26 USC 3101	FICA maximum taxable wages increased to \$32,400 @ 6.70%.
1/1/83	26 USC 3101	FICA maximum taxable wages increased to \$35,700 @ 6.70%.
1/1/84	26 USC 3101	FICA maximum taxable wages increased to \$37,800 @ 6.70%.
1/1/85	26 USC 3101	FICA maximum taxable wages increased to \$39,600 @ 7.05%.
1/1/86	26 USC 3101	FICA maximum taxable wages increased to \$42,000 @ 7.15%.
1/1/87	26 USC 3101	FICA maximum taxable wages increased to \$43,800 @ 7.15%.
1/1/88	26 USC 3101	FICA maximum taxable wages increased to \$45,000 @ 7.51%.
5/1/88	5 USC 5516	North Dakota authorized to have state tax withheld.
1/1/89	26 USC 3101	FICA maximum taxable wages increased to \$48,000 @ 7.51%.
6/1/89	5 USC 5516	Missouri authorized to have state tax withheld.
7/1/89	5 USC 5516	Puerto Rico authorized to have state tax withheld.
11/6/89	CH-5, PMIS/JUMPS Man., Vol IV CH-8, PPC Operations Man.	Segment 65 modified to store fringe benefit data. Action code H 540 modified to input fringe benefit data.
1/1/90	26 USC 3101	FICA maximum taxable wages increased to \$51,300 @ 7.65%.
1/1/91	26 USC 3101	Prior to 1991, the social security and Medicare tax rate were combined and the wage bases were the same. Social Security maximum taxable wages increased to \$53,400 @ 6.2%. Medicare taxable wages increased to \$125,000 @ 1.45%.
1/1/92	26 USC 3101	Social Security maximum taxable wages increased to \$55,500 @ 6.2%. Medicare taxable wages increased to \$130,200 @ 1.45%.
1/1/93	26 USC 3101	Social Security maximum taxable wages increased to \$57,600 @ 6.2%. Medicare taxable wages increased to \$135,000 @ 1.45%.
1/1/94	P.L. 103-160	No annual taxable wage limit for Medicare. Social Security maximum wage increased to \$60,000.
1/1/95	P.L. 103-337	Social Security maximum wage increased to \$61,200.
1/1/95	P.L. 103-337	Social Security maximum wage increased to \$61,200.
1/1/96	P.L. 104-106	Social Security maximum wage increased to \$62,700.

Continued on next page

Enclosure (1)
SEGMENT BIBLIOGRAPHY

Segments 64/65/66/67/68 (Deduction) Taxes, Continued

<u>Date</u>	<u>Reference</u>	<u>Summary of Change in Deduction/Calculation/Reporting</u>
1/1/97	P.L. 104-201	Social Security maximum wage increased to \$65,400.
1/1/98	P.L. 105-85	Social Security maximum wage increased to \$68,400.
1/1/99	P.L. 105-261	Social Security maximum wage increased to \$72,600.
1/1/00	P.L. 106-65	Social Security maximum wage increased to \$76,200.

Enclosure (1)
SEGMENT BIBLIOGRAPHY

Segment 71 Payment Option Election

<u>Date</u>	<u>Reference</u>	<u>Summary of Change in Segment/Calculation/Reporting</u>
3/6/85	CH-10, PMIS	Payment Option Election Form (CG-5230) (L6GA) and Direct Deposit Form (SF-1199A) (L6GA) established as transactions for recording pay delivery options. CG-5230 transaction input electronically by servicing ACOs. SF-1199s mailed to PPC for keypunching.
7/12/85	CH-11, PMIS	PERSRUs took over input responsibility for CG-5230 transactions.
3/13/86	CH-12, PMIS	Payment option 3 on CG-5230 (check to designated address) discontinued.
8/21/86	CH-13, PMIS Orig PMIS/JUMPS, Vol IV Orig PPC Operations Man.	Capability added for PERSRUs to enter direct deposit information electronically into PMIS/JUMPS via the CG-5230--SF-1199s no longer required to be mailed to PPC for input. H 753 transaction implemented for use by PPC in correcting direct deposit information in segment 71.
12/16/87	ALCOAST 047/87 ALPERSRU 040/87 CH-2, PMIS/JUMPS Man., Vol II CH-2, PMIS/JUMPS Vol I	Payment Option 3 (check to designated address) reinstated. Use of Payment Option 1 (check to unit) restricted to cases where member had no non-work address and had CO approval for check to come to unit.
7/11/89	CH-4, PMIS/JUMPS Man., Vol I CH-5, PMIS/JUMPS Man., Vol II	Use of Payment Option 4 (direct deposit) limited to financial institutions who were capable of receiving electronic funds transfer.
7/7/95	CH-3, SDA USER	Use of payment option 5 (Cadet Pay Disbursed to Cadet Fund limited to use by cadets at the US Coast Guard Academy.

Segment 72 Payments

See The Segment Analysis Section Of This Man. For A Description Of Segment 72 (Payments)

Enclosure (1)
SEGMENT BIBLIOGRAPHY

Segment 75 SOI Or Separation/Retention

<u>Date</u>	<u>Reference</u>	<u>Summary of Change in Segment/Calculation/Reporting</u>
10/22/85	Orig PMIS/JUMPS Man., Vol III (old) transactions: L67/P 154/P 159/P 198/P 199 (Enlisted extensions) L67/P 176 (Enlisted retention's) L67/H 751/H 752/H 876 (SOI modifications) L67/P 203/P 214/P 253/P 266/P 633 (separations) L68 (RELADs, retirements, enlisted to cadet status)	PPC took over centralized separations processing for Coast Guard. Segment 75 initialized, and updated by following
11/6/89	CH-5, PMIS/JUMPS Man., Vol IV CH-5, PMIS/JUMPS Man., Vol II	Retention code D added to segment 75 to record reserve extensions on active duty. SOI transaction modified for input of new retention code.
2/13/90	CH-6, PMIS/JUMPS Man., Vol II CH-6, PMIS/JUMPS Man., Vol IV	L67/P 191, L67/P 192, and L67/P 193 transactions implemented and programmed to update segment 75.
1/1/00	P.L. 106-65	TRICARE Dental Program (Active Duty) is now handled as an allotment (Purpose Code "J").. Members will enroll, disenroll, or change program options directly with the civilian contractor. No PERSRU input is required.
10/1/01	P.L. 106-265	Congress amended title 5, USC to establish a program under which long term care insurance is made available to Federal employees, members of the Uniformed services and civilian and military retirees. Active duty members who elect Long Term Care will have a Blanket allotment in Segment 77

Enclosure (1)
SEGMENT BIBLIOGRAPHY

Segments 76/77/78/79 (Deduction) Allotments

<u>Date</u>	<u>Reference</u>	<u>Summary of Change in Deduction/Calculation/Reporting</u>
6/21/84	ALPERSRU 012/84 CH-10, PMIS Man. Orig PMIS/JUMPS Man., Vol III Orig PMIS/JUMPS Man., Vol I Orig PPC Operations Man.	Allotment payments through PMIS/JUMPS system implemented. CG-4222 designated as start/stop/change transaction, and segments 76 thru 79 designated for storing allotment data. CG-4222s could only be input by servicing ACOs. Action codes H 800 and H 851 developed for use by PPC in changing allotment addresses, correcting allotment segments, and converting individual/blanket allotments to blanket/individual allotments.
8/21/86	CH-13, PMIS Man. CH-2, Orig PMIS/JUMPS Man., Vol III	ACOs assumed responsibility for inputting allotment address changes via H 800 transaction.
4/16/87	ALPERSRU 009/87 ALPERSRU 011/87 Orig PMIS/JUMPS Man., Vol II Orig PMIS/JUMPS Man., Vol III Orig PMIS/JUMPS Man., Vol I CH-1, CG Pay Man.	PERSRUs assumed responsibility for inputting CG-4222s into PMIS/JUMPS. Savings allotments converted from segment 76 to 77 -- direct deposit procedures implemented for all savings allotments. Action code H 800 became action code P 800, and PERSRUs assumed responsibility for inputting this transaction.
8/5/87	CH-1, PMIS/JUMPS Man., Vol II	3-digit allotment number required to be shown on CG-4222s submitted to stop an allotment.
2/1/88	CH-2, CG Pay Man.	New savings bond denominations adopted.
2/13/90	CH-6, PMIS/JUMPS Man., Vol II CH-5, PMIS/JUMPS Man., Vol I	New CG-4222 form implemented. Allotment procedures totally rewritten.
1/1/00	P.L. 106-65	TRICARE Dental Program (Active Duty) is now handled as an allotment (Purpose Code "J"). Members will enroll, disenroll, or change program options directly with the civilian contractor. No PERSRU input is required.
10/1/02	P.L. 106-265	Congress amended title 5, USC to establish a program under which long term care insurance is made available to Federal employees, members of the Uniformed services and civilian and military retirees. Active duty members who elect Long Term Care will have a Blanket allotment in Segment 77.

Enclosure (1)
SEGMENT BIBLIOGRAPHY

Segment 81 Reserve Points

<u>Date</u>	<u>Reference</u>	<u>Summary of Change in Segment/Calculation/Reporting</u>
1/92	ALDIST 020/92	L67/H 970/R 970/H 987. End-month compute also updates segment 81 based on active duty and IDT drills.

Enclosure (1)
SEGMENT BIBLIOGRAPHY

Segment 82 Anniversary Date

<u>Date</u>	<u>Reference</u>	<u>Summary of Change in Segment/Calculation/Reporting</u>
10/96		Created to track Reserve Anniversary years over an extended period of time . The ability to build multiple Segments allow for the capture of Reserve Anniversary Dates are involved over a member's career.

Enclosure (1)
SEGMENT BIBLIOGRAPHY

Segment 85 Thrift Savings Plan

<u>Date</u>	<u>Reference</u>	<u>Summary of Change in Segment/Calculation/Reporting</u>
01/02	ALCOAST 462/01	Created to facilitate participation in the Thrift Savings Plan (TSP). The CY02 Legislative Pay change included a provision by congress that would allows the Uniformed Services to participate in the Thrift Savings Plan. Service members are eligible to deposit up to seven percent of their basic pay, before tax each month beginning in January 2002. If they participate in a deduction of base pay for TSP, members would, in addition, be able to contribute between 1 and 100% of their special pay, between 1 and 100% of their incentive pays, and between 1 and 100% of their bonuses, up to the IRS deferral limitation (\$10,500 in 2001). All of these contributions are voluntary. The legislative limits for Base Pay contributions will increase each year beginning in 2003, until the year 2006, when the percentage limitation will disappear.

This page left blank intentionally

INDEX

Subject	Page
A	
Accessing Host Computer Using Host Explorer.....	1-B-2
Accessing Host Computer Using Telnet.....	1-B-6

C

Compute and Update Processes	1-E-1
Connecting to PMISJUMPS	1-B-1

D

"D" Action Codes

Add/Correct Separation/Severance Pay Information, Action Code: D320.....	6-D-50
Aviator Information, Action Code: D200.....	6-D-31
Award (Medal) Information, Action Code: D318	6-D-49
Enlisted Information in the ADPM, Action Code: D203.....	6-D-33
Extension Information in the ADPM, Action Code: D306.....	6-D-39
General Data, Action Code: D100	6-D-2
Medical Status Information, Action Code: D314	6-D-43
Member's Dependent Information, Action Code: 315	6-D-45
MGIB/RMGIB Status and Benefits, Action Code: D111	6-D-29
Officer Data and Prior Enlisted Information, Action Code: D202	6-D-32
Pay Grade History in the ADPM, Action Code: D300	6-D-36
Prior Unit History in the ADPM, Action Code: D303.....	6-D-37
Reextension Information, Action Code: D307	6-D-41
Separation related Data, Action Code: D104.....	6-D-24
Service School Information, Action Code: D312	6-D-42
Training Program Information, Action Code: D316.....	6-D-47
Unit Related Data, Action Code: D101	6-D-12

E

INDEX

Subject **Page**

F

Fixed Data Fields

Page 1.....	4-2
Page 2.....	4-8
Page 3.....	4-10

G

H

"H" Action Codes

Adjust a Federal Tax Information Segment, Action Code: H540.....	6-E-22
Adjust a State Tax Information Segment, Action Code: H545.....	6-E-23
Adjust Information on Member's Payment Option Election (Segment 71), Action Code: H753	6-E-57
Adjust Sea Duty History, Action Code: H749.....	6-E-43
Adjust Leave Balances as Indicated, Action Code: H414	6-E-18
Appointed Commissioned Officer from Enlisted/Warrant Officer Status, Action Code: H300	6-E-15
Appointed Warrant Officer from Enlisted Status, Action Code H301	6-E-16
Build a Dependent Dental Insurance Segment/Correct Selected Fields of an Existing Dental Insurance Segment, Action Code: H810.....	6-E-74
Cancel Promotion/Advancement Date, Action Code: H276.....	6-E-14
Change Member's Last Name, Action Code: H170	6-E-6
Change Member's Name, Action Code: H171	6-E-7
Change of Member's SSN, Action Code: H150.....	6-E-5
Change of Rating from () to (), Action Code: H110.....	6-E-4
Change Overseas Housing Allowance, Action Code: H609.....	6-E-37
Check Pay and Allowances for an Amount Indicated, Action Code H669	6-E-38
Correct Erroneous Information and/or Make Special Adjustment in an Allotment Segment 54, 76, 77,78, or 79, Action Code: H800.....	6-E-58
Correct Erroneous Information in and/or Make Deletions to the Special Enlistment Program/Selective Reenlistment Bonus (SEP/SRB), Segment 42, Action Code: H875	6-E-78

Continued on next page

INDEX

Subject	Page
H (cont.)	
"H" Action Codes (continued)	
Delete/Change Member from/on Promotion/Eligibility List, Action Code: H250.....	6-E-12
Delete Erroneous Statement of Intent (SOI), Action Code: H876.....	6-E-80
Establish/Change Repayment Schedule for Liquidation or Advance Payment or Advance Payment or Collection of Indebtedness; or Credit Cancelled Check, Action Code: H605	6-E-29
Establishes Court order Actions for Collection of Child Support, Creditor's Bankruptcy and Tax Levies to be Paid by EFT, Action Code: H606.....	6-E-33
Insert Member's Name on Rating Promotion Eligibility List, Action Code: H200.....	6-E-8
Miscellaneous Credit/Debit to Member's Pay Account, Action Code: H604.....	6-E-27
Officer Integration or Promotion, Action Code: H222.....	6-E-9
Pay New or Additional Selective Reenlistment Bonus (SRB), H601.....	6-E-26
Pay Special Program (SEP) Bonus, Incentive Bonus, or New Selective Reenlistment Bonus (SRB), or Authorize Either Accelerated Payment of Next Unpaid SRB Installment or Authorize Lump Sum Payment of All Remaining Unpaid SRB Installments, Action Code: H600.....	6-E-24
Lump Sum VEAP Payment, Action Code: H801	6-E-73
Processed H222 (Officer Integration or Promotion), Action Code: H997.....	6-E-86
Record Pay Status Adjustments That Fall Outside the RetroPeriod, Action Code: H748...	6-E-42
Record Reserve MGIB Eligibility Status, Action Code: H230	6-E-10
Reserve Duty Correction, Action Code: H988	6-E-85
Reserve Transition Benefits, Action Code: H960.....	6-E-81
Resumption of Permanent Warrant Officer Status Upon Termination of Appointment As a Temporary Commissioned Officer, Action Code: H350.....	6-E-17
Retirement Points Corrections, Action Code: H987	6-E-83
Retirement points Update/Correction, Action Code: H970	6-E-82
Start Open Miscellaneous Credit Segment from New Pay Entitlement, Action Code: H670	6-E-39
Start/Stop Mental Incompetence Status Transaction	6-E-20
Start or Stop Open Miscellaneous Debt Segment for New Entitlement, Action Code: H672	6-E-41
Start/Stop Submarine Pay, Personal Money Allowance, Demolition Pay, Or Parachute Pay, Action Code: H608	6-E-36
Stop Open Miscellaneous Credit Segment for New Pay Entitlement, Action Code: H671	6-E-40
Suspend P+A & Leave Accrual for Member in HADA Status. Suspend Leave Accrual for Member in HAOS Status, Action Code: H998.....	6-E-87

Continued on next page

INDEX

Subject **Page**

H (cont.)

"H" Action Codes (continued)

- To Build SOI Segment for Separation to Suspend Further Allotment and Net Pay Disbursements (Segment 71), Action Code: H752.....6-E-56
- To Convert an Individual Allotment to a Blanket Allotment, Action Code: H8516-E-77
- To Correct Erroneous Information and/or Make Special Adjustments to Member's Segment 75, Action Code: H7516-E-52
- To Correct Erroneous Information and/or Make Special Adjustments in an Allotment Segment 54,76,77,78 or 79, Action Code H800.....6-E-58
- Verify/Change PBD. Start/Stop/Adjust Change CMA, Adjust Cumulative Sea Time or Adjust Aviation Date, Action Code: H750.....6-E-44
- Withhold/Cancel Promotion/Advancement, Action Code: H275.....6-E-13

I

Introduction to PMIS/JUMPS.....1-A-1

L

M

Main Inquiry Option

- Beginning a Session.....1-D-4
- Features.....1-D-2

Member Type.....2-F-1

- Member Type 1 Codes.....2-F-2
- Member Type 2 Codes.....2-F-3

Mode/Program Codes

- Contingency & Surge Operations2-B-3
- Duty Type & Meal.....2-B-3
- Mode2-B-2
- Program2-B-2

INDEX

Subject **Page**

N

O

Object Codes

Allotments.....	2-D-9
BAH.....	2-D-2
BAS.....	2-D-2
Basic Pay.....	2-D-3
Bonuses.....	2-D-3
Checkage for Government Quarters	2-D-4
Clothing Allowance	2-D-4
CONUS COLA	2-D-5

Continued on next page

INDEX

Subject **Page**

O (cont.)

Object Codes (continued)

Employer's Contributions	2-D-5
FICA	2-D-5
Forfeitures, Fines, Interest, Administrative	2-D-10
FSH	2-D-5
Incentive pay	2-D-6
Indebtedness.....	2-D-11
Miscellaneous	2-D-6
Other	2-D-6
Personal Money Allowance	2-D-7
Reserve Pay.....	2-D-7
Separation Payments.....	2-D-7
SGLI	2-D-8
Special Duty Assignment Pay.....	2-D-8
Station Allowances OUTCONUS.....	2-D-8
Special Pay.....	2-D-9
Online Menus.....	1-C-1
Online Menus, Procedures for Navigating.....	1-C-2

P

"P" Action Codes

Acceptance of Agreement to Voluntarily Extend Enlistment:P154	6-F-9
Adjust or Verify Pay Base Date, Adjust Active Duty Base Date, Adjust Reserve Anniversary Date, Adjust cumulative Sea Time, Record Prior Military Service History Record Prior Sea Duty History: P112.....	6-F-5
Advancement, Reduction, Change in Rating or Designator Assignment Approval, Action Code: P555.....	6-F-37
Amend Expected Active Duty Termination Date: P191.....	6-F-13
Appointment Terminated (See Action Code P214).....	6-F-23
Begin Absence Due to Alcohol or Drugs, Action Code: P644.....	6-F-57
Change Allotment Address, Action Code: P800	6-F-59
Change BAH, Action Code: P606	6-F-41

Continued on next page

INDEX

Subject **Page**

P (cont.)

"P" Action Codes (continued)

Change BAS/Career Sea Pay, Action Code: P620	6-F-52
Discharged (See Action Code P203)	6-F-19
Elect/Decline SGLI, Action Code: P809	6-F-61
Member Became a U. S. Citizen, Action Code: P357	6-F-33
Member Begins Unauthorized Absence/Stop All Pay and Allowances, Action Code: P400.....	6-F-34
Member Placed in Confinement, Action Code: P640.....	6-F-56
Pro-Rated BAS, Supplemental BAS, Fractional COLA, Supplemental Clothing Monetary Allowance, or Civilian Clothing Monetary Allowance, Action Code: P603	6-F-39
Remove Mark of Desertion, Action Code: P425	6-F-36
Report Additional Active Duty Authorized (No Break) P192.....	6-F-14
Report Physical Exam Findings, Action Code: P950	6-F-63
Returned From Confinement, Action Code: P612.....	6-F-50
Returned Having Been UA/Deserter/Resume Pay and Allowances, Action Code: P411 ...	6-F-35
Service member's Group Life Insurance (SGLI) P809.....	6-F-61
Start/Change/Verify VHA Offset (Not Used), Action Code: P608	6-F-47
Start or Stop Interim Housing Allowance, Action Code: P609	6-F-48
Start/Resume Pay and Allowances, Action Code: P607.....	6-F-43
Suspend Flight Pay/Terminate Aviator Status, Action Code: P671	6-F-58
Suspend, Remove Suspension or Stop BRB or EB, Action Code: P602.....	6-F-38
Terminate Absence Due to Alcohol or Drugs, Action Code: P616	6-F-51
Thrift Savings Plan P820	6-F-63
TRICARE Family Member Dental Plan (Obsolete Dec 2000) Action Code:P810	6-F-62

Continued on next page

INDEX

Subject	Page
P (cont.)	
PMIS/JUMPS Processing Cycles	
Automatic Update	1-E-2
Collection of Indebtedness Due to Overpayment	1-E-7
Compute.....	1-E-3
End of Month Compute	1-E-5
Mid-Month Compute	1-E-4
Miscellaneous Debit	1-E-8
Non-Compute.....	1-E-9
Update.....	1-E-10
PMIS/JUMPS Transactions and Form Identification	6-A-8

R

Retirement Codes	
Personnel Retired as Commissioned Officers.....	2-C-2
Personnel Retired as Commissioned Warrant or Warrant Officers	2-C-3
Personnel Retired as Enlisted Personnel.....	2-C-4
"R" Action Codes	
Assignment/Removal of training Rating guides, Action Code: R920	6-G-8
Change Category, Class, Pay Status, Action Code: R910	6-G-6
Correspondence Course Completions, Action Code: R970.....	6-G-10
IDT Drill pay and Points, Acton Code: R985.....	6-G-13
Miscellaneous, Action Code: R900	6-G-2
Officer Experience Indicator, Action Code R960.....	6-G-9
Pay and Points for Reserve Active Duty Periods of Less Than 139 Days, Action Code R990	6-G-14
Process Lump Sum Leave Entitlement, Action Code: R975	6-G-11
Stop Entitlements for Reserve Active Duty of 30-139 Days, Action Code: R991	6-G-16
RECENTS, Expanded File Field Descriptions	6-A-6
RECENTS, Introduction to.....	6-A-2
RECENTS Field Descriptions	6-A-3
RECENT Transaction File.....	6-A-1

INDEX

Subject **Page**

S

Segments by Segment Number

01 Basic Pay.....	5-12
02 25% Increase in Basic Pay.....	5-16
03 Misc. Credit for Known Period.....	5-17
04 Misc Debit for Known Period.....	5-20
05 Hostile Fire (Imminent Danger Pay).....	5-22
06 Special Duty Assignment Pay.....	5-23
07 Career Sea Pay	5-25
08 Special Duty Pay-Location	5-26
09 Responsibility Pay	5-27
10 Diving Duty Pay	5-28
11 Aviation Career Incentive Pay.....	5-29
12 Crew Member Flight Pay.....	5-30
13 Noncrew Flight Pay	5-31
14 Foreign Language Proficiency Pay.....	5-32
15 Demolition Pay (Not Currently Utilized)	5-33
16 Government Quarters.....	5-34
17 BAH II With Dependents.....	5-35
18 BAH II Without Dependents	5-36
19 BAH Partial Differential	5-37
20 Clothing Maintenance Allowance.....	5-38
21 Family Separation BAH.....	5-41
22 Family Separation Allowance, Type II.....	5-42
23 Miscellaneous Allowances.....	5-43
24 Officer BAS	5-44
25 Regular BAS	5-45
26 SEPRATS--Type I (Prorated).....	5-46
27 Partial/Special BAS	5-47
28 SEPRATS--Type II (Not Prorated).....	5-48
29 Cost of Living Allowance.....	5-49
30 New Enlistment Bonus	5-51
31 CONUS COLA	5-54
32 SGLI	5-55
33 Parachute Pay.....	5-57
34 BAH With Dependents	5-58
35 BAH Without Dependents	5-59

Continued on next page

INDEX

Subject **Page**

S (cont.)

Segments by Segment Number (continued)

36 VHA Offset (Obsolete effective 01 Jan 98).....	5-60
37 Career Sea Pay Premium	5-62
38 Collection of Indebtedness.....	5-63
39 Advance pay and Allowances	5-66
40 Advance Pay	5-67
41 Advance BAH/OHA	5-68
42 Special Enlistment Program/Selective Reenlistment Bonus.....	5-70
43 Miscellaneous Lump Sum Credit.....	5-73
44 Miscellaneous Lump Sum Debit.....	5-75
45 Special Payment.....	5-76
46 Overseas Housing Allowance/Interim Housing Allowance	5-77
47 Miscellaneous Credit Indefinite	5-80
48 Miscellaneous Debit Indefinite	5-81
49 Flight Deck Hazardous Duty (FDHIP)	5-82
50 Fines.....	5-83
51 Forfeitures.....	5-85
52 Permanent Unit	5-87
53 HADA/HAOS	5-88
54 VEAP Education Allotment.....	5-89
55 Cash Deposit.....	5-93
56 Hospitalization	5-94
57 Pay Status.....	5-95
58 Pay Grade.....	5-99
59 TAD (Obsolete effective 01 Aug 86).....	5-100
60 Aviation Data.....	5-101
61 Family Member Dental Insurance Program.....	5-103
62 Leave Accrual	5-106
63 Montgomery GI Bill	5-109
64 Federal Tax Information	5-111
65 Federal Tax information Adjustment.....	5-115
66 State Tax Information	5-119
67 State Tax Information Adjustment.....	5-120
68 Monthly Tax withholding	5-121
69 Cumulative Sea Duty Adjustment	5-122

Continued on next page

INDEX

Subject **Page**

S (cont.)

Segments by Segment Number (continued)

70 Pay Status Adjustment	5-123
71 Payment Option Election	5-124
72 Payment	5-128
73 Vacant (Not Used)	5-130
74 Leave.....	5-131
75 SOI/Separation/Retention/Reserve LSL-Entitlement	5-132
76 Individual Allotment.....	5-138
77 Blanket Allotment.....	5-141
78 Bond Allotment.....	5-143
79 VA Allotment	5-145
80 Vacant (Not Used)	5-147
81 Reserve Points.....	5-148
82 Anniversary Date	5-151
<u>85 Thrift Savings Plan</u>	<u>5-153</u>

Segments by Segment Title

02 25% Increase in Basic Pay	5-16
41 Advance BAH/OHA	5-68
40 Advance Pay	5-67
39 Advance Pay and Allowances.....	5-66
82 Anniversary Date	5-151
11 Aviation Career Incentive Pay	5-29
60 Aviation Data.....	5-101
17 BAH II With Dependents.....	5-35
18 BAH II Without Dependents	5-36
19 BAH Partial/Differential.....	5-37
34 BAH With Dependents	5-58
35 BAH Without Dependents	5-59
01 Basic Pay.....	5-12
77 Blanket Allotment.....	5-141
78 Bond Allotment.....	5-143
07 Career Sea Pay	5-25
37 Career Sea Pay Premium	5-62
55 Cash Deposit	5-93
20 Clothing Maintenance Allowance.....	5-38
38 Collection of Indebtedness.....	5-63

Continued on next page

INDEX

Subject **Page**

S (cont.)

Segments by Segment Title (continued)

31 CONUS COLA	5-54
29 Cost of Living Allowance	5-49
12 Crew Member Flight Pay	5-30
69 Cumulative Sea Duty Adjustment	5-122
15 Demolition Pay (Not Currently Utilized)	5-33
10 Diving Duty pay	5-28
61 Family Member Dental Insurance Program	5-103
22 Family Separation Allowance, Type II	5-42
21 Family Separation BAH	5-41
64 Federal Tax Information	5-111
65 Federal Tax Information Adjustment	5-115
50 Fines	5-83
49 Flight Deck Hazardous Duty (FDHDIP)	5-82
14 Foreign Language Proficiency Pay	5-32
51 Forfeitures	5-85
16 Government Quarters	5-34
53 HADA/HAOS	5-88
08 Hardship Duty Pay-Location	5-26
56 Hospitalization	5-94
05 Hostile Fire (Imminent Danger) Pay	5-22
76 Individual Allotment	5-138
74 Leave	5-131
62 Leave Accrual	5-106
03 Misc. Credit for Known Period	5-17
04 Misc. Debit for Known Period	5-20
23 Miscellaneous Allowances	5-43
47 Miscellaneous Credit Indefinite	5-80
48 Miscellaneous Debit Indefinite	5-81
43 Miscellaneous Lump Sum Credit	5-73
44 Miscellaneous Lump Sum Debit	5-75
63 Montgomery GI Bill	5-109
68 Monthly Tax Withholding	5-121
30 New Enlistment Bonus	5-51
13 Noncrew Flight Pay	5-31
24 Officer BAS	5-44
46 Overseas Housing Allowance	5-77
33 Parachute Pay	5-57

Continued on next page

INDEX

Subject **Page**

S (cont.)

Segments by Segment Title (continued)

27 Partial/Special BAS	5-47
58 Pay Grade.....	5-99
57 Pay Status.....	5-95
70 Pay Status Adjustment	5-123
72 Payment	5-128
71 Payment Option Election	5-124
52 Permanent Unit	5-87
25 Regular BAS	5-45
81 Reserve Points.....	5-148
09 Responsibility Pay	5-27
26 SEPRATS -- Type I (Prorated).....	5-46
28 SEPRATS -- Type II (Not Prorated).....	5-48
32 SGLI	5-55
75 SOI/Separation/Retention/Reserve LSL-Entitlement	5-132
06 Special Duty Assignment Pay.....	5-23
42 Special Enlistment Program/Selective Reenlistment Bonus.....	5-70
45 Special Payment.....	5-76
66 State Tax Information	5-119
67 State Tax Information Adjustment.....	5-120
59 TAD (Obsolete effective 01 Aug 86).....	5-100
85 Thrift Savings Plan	5-153
79 VA Allotment	5-145
73 Vacant (Not Used)	5-130
80 Vacant (Not Used)	5-147
54 VEAP Education Allotment.....	5-89
36 VHA Offset (Obsolete effective 01 Jan 98).....	5-60
Segments, Information Common to All	5-8
Standard Transactions	
Active Duty Initial Information Form, Recents: L65B, Form ID: L65A.....	6-B-26
Advancement Authorization, Recents: L45B, Form ID: L45A	6-B-14
Allotment Authorization, Recents: L19C, Form ID: L19B	6-B-48
Assignment Data (CG 3698), Recents: L76B, Form ID: L76A.....	6-B-75
Assignment Data (Remarks), Recents: L77B, Form ID: L77A	6-B-80

Continued on next page

INDEX

Subject **Page**

S (cont.)

Standard Transactions (continued)

BAH/Dependency Information, Recents: L64B, Form ID: L64A	6-B-24
Basic test Battery and Special Test Scores, Recents: L6JB, Form ID: L6JA	6-B-73
Clothing and Small Stores Checkage, Recents: L6KB, Form ID: L6KA	6-B-74
Commissioned Officer Initial Information Data, Recents: L19C, Form ID: L19B	6-B-2
Court Memorandum, Recents: L6AB, Form ID: L6AA	6-B-43
Discharge and Reenlistment Contract (CG-3301C), Recents: L62B, Form ID: L62C	6-B-21
Endorsement on Orders/PCS Departing/Reporting Transaction, Recents: L68B, Form ID: L68C	6-B-30
Enlisted Eligibility Form, Recents: L42B, Form ID: L42A	6-B-13
Enlistment Contract, Recents: L61B, Form ID: L61A	6-B-15
Leave Authorization (CG-2519), Recents: L63B, Form ID: L63C	6-B-23
Military Payroll Money List, Recents: L6HB, Form ID: L6HA	6-B-72
Officer Personnel Change Form, Recents: L25B, Form ID: L25A	6-B-7
Officer Uniform Allowance Claim, Recents: L66B, Form ID: L66A	6-B-29
Payment Option Election, Recents: L6GB, Form ID: L6GA	6-B-71
Rough Order Form, Recents: L30B, Form ID: L30A	6-B-12
Statement of Intent, Recents: L6FB, Form ID: L6FA	6-B-67
Tax Information Form, Recents: L6EB, Form ID: L6EA	6-B-61
