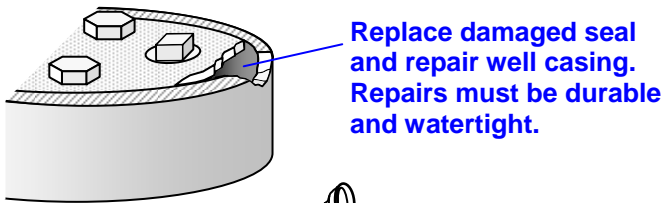
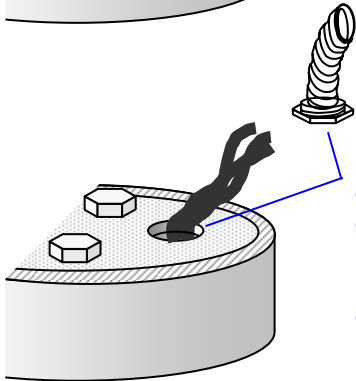


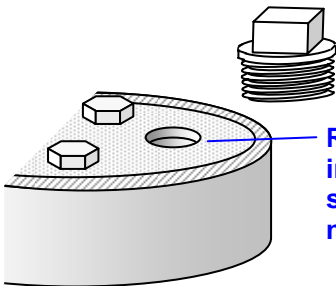
# Drinking Water Tech Tips: Simple Fixes for Wellhead Openings



Replace damaged seal and repair well casing. Repairs must be durable and watertight.

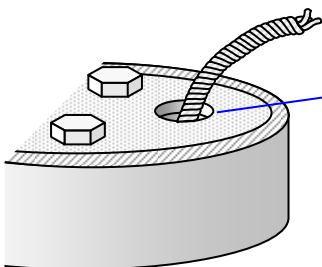


Install an electrical conduit to seal the opening around the wires on a submersible pump. For a temporary fix, use silicone sealer around the opening.



1/2-inch PVC or galvanized square head plug

Replace access plug or install an inverted, screened well vent if one is not present.



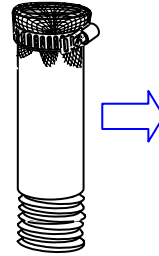
To seal the opening, remove the rope or attach it to an eyebolt on the sanitary seal bottom or drop pipe and use a square-head access plug. For a temporary fix, use silicone seal around the opening.



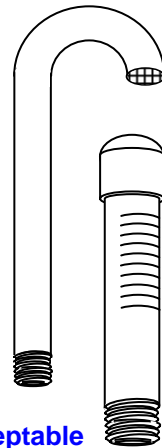
Eliminate rodents from the well house and area around the wellhead. Airborne fecal material can contaminate the well or coliform samples. To keep rodents out, seal all entry points. Consider replacing fiberglass with solid insulation.

When removing rodent nests and waste, use the following precautions to avoid Hantavirus:

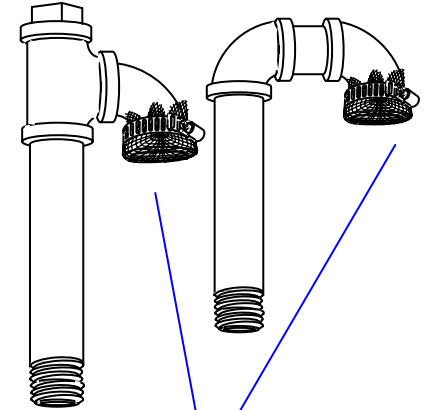
- Air out building for 1 hour before entering.
- Wear disposable gloves and dust mask.
- Mix solution of disinfectant (1-cup bleach to 10 cups water).
- Thoroughly spray or soak dead mice or droppings with disinfectant before removing them or cleaning nesting areas.
- Use rags or sponges soaked in the disinfectant solution.



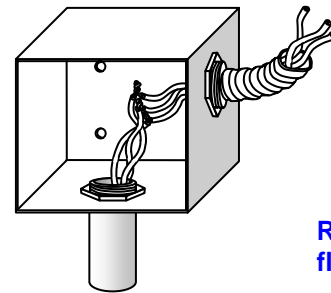
Replace straight, open well vents with inverted, screened vents such as those below. Use non-corrodible 24-mesh screen to exclude insects, rodents and other small animals.



Acceptable commercially available vent designs



1/2-inch galvanized pipe with non-corrodible 24-mesh screen and a #12 stainless steel adjustable clamp



Replace damaged flexible conduit.

Replace the missing front panel of the electrical box and seal the small holes in the back.

## **For More Information**

Call the nearest Office of Drinking Water Regional Office

**From 8 a.m. to 5 p.m. Monday through Friday, call:**

**Eastern Regional Office: (509) 456-3115**

**Serving:** Adams, Asotin, Benton, Chelan, Columbia, Douglas, Ferry, Franklin, Garfield, Grant, Kittitas, Klickitat, Lincoln, Okanogan, Pend Oreille, Spokane, Stevens, Walla Walla, Whitman and Yakima counties.

**Northwest Regional Office: (253) 395-6750**

**Serving:** Island, King, Pierce, San Juan, Skagit, Snohomish and Whatcom counties.

**Southwest Regional Office: (360) 664-0768**

**Serving:** Clallam, Clark, Cowlitz, Grays Harbor, Jefferson, Kitsap, Lewis, Mason, Pacific, Skamania, Thurston and Wahkiakum counties.

**If you have an after-hours emergency, call (877) 481-4901.**



The Department of Health is an equal opportunity agency. For persons with disabilities, this document is available on request in other formats. To submit a request, please call (800) 525-0127 (TTY 1-800-833-6388). For additional copies of this publication, call (800) 521-0323. This and other publications are available at <http://www.doh.wa.gov/ehp/dw>