

SunWise



a program that radiates good ideas

www.epa.gov/sunwise



U.S. Environmental Protection Agency



U.S. Environmental Protection Agency
K-2

Be SunWise



K-2

SunWise

Ask students to look at the pictures and come up with a definition for the word "SunWise". You may chart the responses and keep posted for later reference. Tell students that they are going to receive more information about SunWise and that you will revisit the definitions later.

**What do you
know about the
Sun?**




Ask the question and give student time to think about an answer. You might have them talk to a neighbor to generate ideas. After sufficient wait time move to the next slide. Ask students to share their ideas about the sun.


The Sun

Good

Keeps Us Warm




Helps Plants Grow





Bad


Causes Sunburns



Makes Our Skin Wrinkle





K-2


Give students ample time to generate ideas.

Listen to all student responses and then let the students know that you have pictures of a few things that show what we know about what our sun can do. Continue to move the slides forward until all four examples are on the screen. Ask students to look at the four pictures that you have selected and to put them into two categories. After students have shared their ideas for categories, move to the next slide...good and bad...and ask students why you have selected these categories, fill in any background information for students for them to understand why the sunburn and wrinkles are not good for our skin (for background information go to the SunWise web site:

<http://www.epa.gov/sunwise/uvandhealth2.html>).

Use the next two slides to expand on the list in each category. Have students participate in filling in the blanks to finish the words.

Hopefully some of the responses were already generated by the students.

The Sun

Good

Keeps Us Warm

Helps Plants Grow

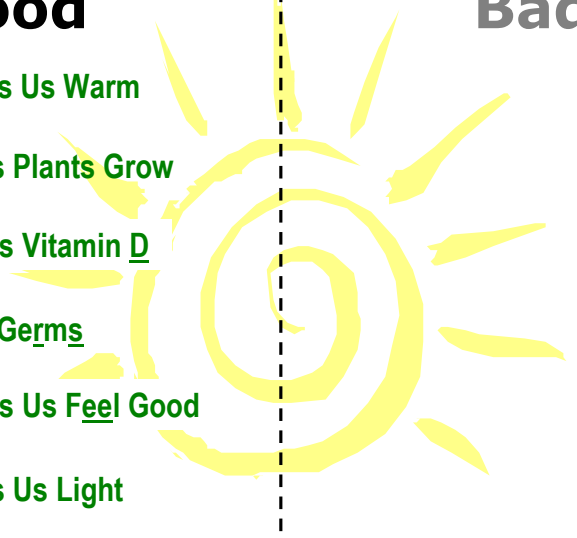
Makes Vitamin D

Kills Germs

Makes Us Feel Good

Gives Us Light

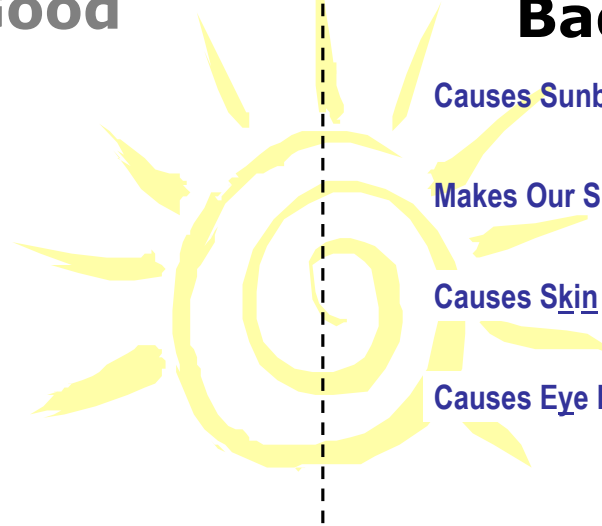
Bad



The Sun

Good

Bad



Causes Sunburns

Makes Our Skin Wrinkle

Causes Skin Cancer


Causes Eye Damage

The Sun...

...is necessary for life on Earth.

It helps plants to grow, and provides warmth and light.

Sunlight also helps people to be happy and healthy.



K-2




Summarize information about the sun...

For additional information go to the SunWise website (www.epa.gov/sunwise) or the SunWise kid pages (www.epa.gov/sunwise/kids.html)

The Sun...

...produces light and warmth but also Ultraviolet (UV) radiation. UV radiation cannot be seen or felt.



It is UV radiation, not the warmth or brightness of the sun that causes changes to skin color, damage to eyes, and other bad health effects.



Point out that the sun also produces ultraviolet radiation that can be potentially harmful to us. Stress (as much as possible for this age group) that it is ultraviolet (UV) radiation, not the light or warmth that causes the harmful effects.

UV radiation is not always the same it changes based on...

- ☀ Time of day
- ☀ Time of year
- ☀ Location
- ☀ Altitude
- ☀ Weather
- ☀ Reflection
- ☀ Ozone Layer



K-2

SunWise

(General UV information: <http://www.epa.gov/sunwise/uvindex.html>)

Give students example of each variable that fits with their experiences such as:

Time of day: early morning vs. late at night (Note: Remember the shadow rule: Watch Your Shadow. No Shadow, Seek Shade!)

Time of year: summer vs. winter

Location: black top vs. under the shade of a tree

Altitude: in the mountains

Weather: cloudy vs. clear

Reflections: snow and water

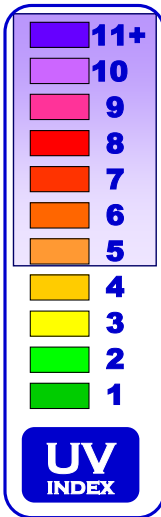
Ozone layer: is thinning and offering less protection against harmful UV rays

(Until recently, chlorofluorocarbons (CFCs) were used widely in industry and elsewhere as refrigerants, insulating foams, and solvents. When CFCs break down in the stratosphere, they release chlorine, which attacks ozone. <http://www.epa.gov/sunwise/ozonelayer.html>)

Information on the UV Index and why it varies:

http://www.cpc.ncep.noaa.gov/products/stratosphere/uv_index/uv_information.html

How do we measure UV radiation levels?



We use the UV Index Scale.


Reported on a scale of 1 -11+.

Take special care when the UV Index is 5-6 or higher.



The UV Index is a prediction (based on a mathematical equation <http://www.epa.gov/sunwise/uvcalc.html>) of the UV level at noon. It can be used as a tool (much like a thermometer is a tool for temperature) for reminding people how to protect themselves from overexposure to UV radiation. The higher the UV Index level, the greater the possibility of damage to the skin and eyes in less time. Ask students to think back to the pictures of people being SunWise you used when asking them to form a definition. What were some of the ways that people were taking special care to protect themselves from the UV radiation levels? Students should remember the use of sunglasses, wide brimmed hats and clothing.

How Can You Become SunWise?



K-2



Again ask students to think about the definition of SunWise that they formed at the start of the lesson. Tell them that you will now go over some specific ways to become SunWise.

<http://www.epa.gov/sunwise/actionsteps.html>

Sun Safety Action Steps



**Limit Time in
the Midday Sun**



**Wear
Sunglasses**



Seek Shade



Use Sunscreen



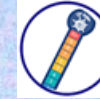
Cover Up



**Avoid Tanning
Parlors**



Wear a Hat




**Watch for
the UV Index**

K-2



As you read and review each Action Step with the students ask them to think of the action steps that are part of their routine.

Sun Safety Action Steps



Limit Time in the Midday Sun


The sun's rays are strongest between 10 am and 4 pm.



Limit exposure to the sun during these hours.



Sun Safety Action Steps



Seek Shade

Staying under cover is one of the best ways to protect yourself from the sun.

But remember, shade structures do not offer complete sun protection.

Sun Safety Action Steps



Cover Up

Wearing long sleeves and long pants is a good way to protect your skin from the sun's UV rays.

Sun Safety Action Steps



Use Sunscreen

Use sunscreen of SPF 15+ generously and reapply every 2 hours, or after working, swimming, playing, or exercising outdoors.

Sun Safety Action Steps



Wear a Hat

A hat with a wide brim offers good sun protection for your eyes, ears, face, and the back of your neck.


Sun Safety Action Steps



Wear Sunglasses

Sunglasses that provide 99 to 100 percent UV protection will greatly reduce sun exposure that can lead to eye damage.

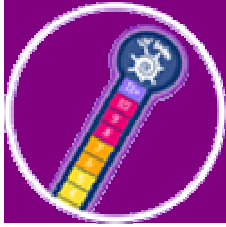
Sun Safety Action Steps



Avoid Tanning Parlors

The light source from sunbeds and sunlamps damages the skin and unprotected eyes. It is a good idea to avoid artificial sources of UV light.

Sun Safety Action Steps



Watch for the UV Index

The UV Index provides important information to help you plan your outdoor activities in ways that prevent overexposure to the sun. The UV Index is issued daily across the United States.



Are You SunWise?




K-2




Ask students if they feel that they are SunWise and if not what more could they do to become SunWise. Have students brainstorm on how this might happen. Use the next four true/ false questions as a formative evaluation tool to check for understanding.

True or False?



**You can get
sunburned
on a cloudy
day.**

True or False?



You can get sunburned on a cloudy day.

TRUE

Even on a cloudy day, many of the sun's rays can still reach the Earth's surface.

True or False?



You only need to wear sunscreen when you are at the beach.



True or False?



You only need to wear sunscreen when you are at the beach.

FALSE


You do not have to be sunbathing to get a damaging dose of the sun. Everyday exposure to the sun without sunscreen can damage your skin.



K-2


Check for understanding by asking students what other action steps they could do along with applying sunscreen.

True or False?



Sunscreen with a
SPF of **LESS** than
15 is enough to
protect my skin.

True or False?



FALSE

Sunscreen with a
SPF of **LESS** than
15 is enough to
protect my skin.

Use Sunscreen with **SPF 15
or Higher**. Remember to
put on enough sunscreen to
protect your skin.

True or False?



My skin doesn't get sunburned, so I don't need to worry about protecting myself from overexposure to the sun.

True or False?



My skin doesn't get sunburned, so I don't need to worry about protecting myself from overexposure to the sun.

FALSE

Skin cancer and other bad effects from the sun can affect any person, regardless of skin color.

Test Your Knowledge

Do You Know Who I Am?



K-2



Use the next six slides as a fun extension activity with students.

SunWise Clue

From morning 'til evening, I
avoid the sun's rays.
Eucalyptus trees shade me
and keep me cool through
the days!

Who Am I?

Courtesy of Sunwise Stampede – San Diego Zoo.

I'm a Koala Bear.



K-2



SunWise Clue

I put dirt and sand on my back to block out the sun, and drink trunks full of water, being thirsty is no fun!

Who Am I?

Courtesy of Sunwise Stampede – San Diego Zoo.

I'm an Elephant.



K-2

SunWise Clue

In water and mud I love to stay. My body makes an oily pink sunscreen to protect my skin so I can play!

Who Am I?

Courtesy of Sunwise Stampede – San Diego Zoo.



I'm a Hippopotamus



K-2

SunWise Clue

My black eye ring
"sunglasses" protect my
eyes from the sun's glare.
I'm the coolest "kat"
around with a social flare.

Who Am I?

Courtesy of Sunwise Stampede – San Diego Zoo.



K-2

You might want to use Timon (Pumba's buddy) from The Lion King as a hint. Timon is the hyperactive meerkat with a motor mouth.



I'm a Meerkat.



Copyright © 2007 SunWise, Inc. All rights reserved.

K-2

SunWise Clue

I'm low on the ground and
I move real slow. My
clothing protects me from
the sun wherever I go.

Who Am I?

Courtesy of Sunwise Stampede – San Diego Zoo.

I'm a Turtle.



Copyright © 2007 SunWise.org

K-2




SunWise Riddle

Knock, Knock, *Who's there?*

Anita. *Anita who?*

**I "nita" another bottle
of SPF 15 sunscreen!**



K-2

41
SunWise

As a follow up activity ask students to construct their own riddles and share with the class.

Whatever You Do... Be SunWise!



© 2000 National Cancer Institute, National Sun Protection Campaign
K-2

SunWise



a program that radiates good ideas

www.epa.gov/sunwise



U.S. Environmental Protection Agency



Illustration: Adapted from the book "SunWise" by the U.S. Environmental Protection Agency

K-2