

BALANCES OF BUDGET AUTHORITY

Budget for Fiscal Year 2004

Budget Review and Concepts Division
Budget Concepts Branch

TABLE OF CONTENTS

BALANCES OF BUDGET AUTHORITY	1
CHARTS	3
CHART 1: TOTAL 2004 END-OF-YEAR UNEXPENDED BALANCES	4
CHART 2: 2004 END-OF-YEAR UNOBLIGATED BALANCES, FEDERAL FUNDS VS TRUST FUNDS	5
CHART 3: 2004 END-OF-YEAR FEDERAL FUND UNOBLIGATED BALANCES:	6
TABLES	13
FEDERAL AND TRUST FUND SUMMARIES	15
<i>TABLE 1 SUMMARY OF UNEXPENDED BALANCES</i>	<i>17</i>
<i>TABLE 2 TOTAL UNEXPENDED BALANCES, BY AGENCY</i>	<i>18</i>
FEDERAL FUNDS	19
<i>TABLE 3 FEDERAL FUND OBLIGATED BALANCES, BY AGENCY</i>	<i>21</i>
<i>TABLE 4 FEDERAL FUND UNOBLIGATED BALANCES, BY AGENCY</i>	<i>22</i>
<i>TABLE 5 FEDERAL FUND UNOBLIGATED BALANCES, BY AGENCY and PROGRAM</i>	<i>23</i>
TRUST FUNDS	85
<i>TABLE 6 TRUST FUND OBLIGATED BALANCES, BY AGENCY</i>	<i>87</i>
<i>TABLE 7 TRUST FUND OBLIGATED BALANCES, BY MAJOR FUNDS</i>	<i>88</i>
<i>TABLE 8 TRUST FUND UNOBLIGATED BALANCES, BY AGENCY</i>	<i>90</i>
<i>TABLE 9 TRUST FUND UNOBLIGATED BALANCES, BY MAJOR FUNDS</i>	<i>91</i>
BRIDGE TABLES FROM BALANCES OF BUDGET AUTHORITY TO CASH BALANCES	93
<i>TABLE 10 FEDERAL FUND BRIDGE FROM BALANCES OF BUDGET AUTHORITY TO CASH BALANCES</i>	<i>97</i>
<i>TABLE 11 TRUST FUND BRIDGE FROM BALANCES OF BUDGET AUTHORITY TO CASH BALANCES</i>	<i>98</i>
CREDIT REFORM FINANCING ACCOUNTS	99
<i>TABLE 12 CREDIT REFORM - FINANCING ACCOUNTS</i>	<i>102</i>

GENERAL NOTES

- All years in the tables are fiscal years.
- Because of rounding, the detailed amounts in tables and charts may not add to the totals.
- *Department of Homeland Security.* The Homeland Security Act of 2002 (P.L. 107-296) transferred activities from ten major Federal agencies to the newly established Department of Homeland Security (DHS).

This report is available on the Internet at <http://www.omb.gov/budget>.

Also, this report is available for purchase from the:

National Technical Information Service (NTIS)

ATTN: Document Sales

5285 Port Royal Road

Springfield, VA 22161

Or call:

(703) 605-6000

1-800-553-6847

NTIS Home Page: <http://www.ntis.gov>

**BUDGET REVIEW AND CONCEPTS DIVISION,
BUDGET CONCEPTS BRANCH**

BALANCES OF BUDGET AUTHORITY

Budget for Fiscal Year 2004

Government agencies are permitted to enter into obligations that result in immediate or future outlays only when they have been granted authority to do so by law. This authority is recorded as budget authority in the year that it first becomes available. Not all budget authority enacted for a fiscal year results in obligations and outlays in the same year. This analysis presents information on the unexpended balances of budget authority for the end of 2002, 2003, and 2004 as shown in the 2004 Budget.

- **Unexpended balances** of budget authority are the sum of obligated and unobligated balances.
- **Unobligated balances** are the amounts of budget authority that have not yet been committed by contract or other legally binding action by the government.
- **Obligated balances** are the amounts of obligations already incurred (for example, contracts signed) for which payment has not yet been made but will be required, i.e. undelivered orders and accounts payable. Obligated balances are defined in law as net of accounts receivable and unfilled customer orders.

Unobligated balances of budget authority (appropriations, contract authority, authority to borrow, and spending authority from offsetting collections) may be carried forward from one year to the next only when authority to incur obligations in a succeeding period is specifically provided in law. Amounts that are obligated are carried as obligated balances until the obligations are paid or the authority is canceled.

In the aggregate, unexpended balances are the result of a lag between the time budget authority becomes available (for example, when an appropriation is enacted) and the actual outlay of funds, which usually occurs when Treasury disburses funds in payment of an obligation. For most government accounts, the interval between enactment of appropriations, the obligation of funds, and the related outlays is relatively short.

For annual accounts, appropriations are made available for obligation for only one year and any unobligated amounts expire at the end of that fiscal year. However, the obligated, but not yet paid, portions of the expired annual appropriations are normally carried

forward for five years during which the balances are not available for new obligations but are available to pay old bills. After the five expired years, the balances are permanently canceled.

For multi-year accounts, appropriations are made available for two or more than one specified number of years and for no-year accounts, appropriations are made available until the objectives of the program have been achieved. It is in these instances that unobligated balances are carried forward and available for obligation. When the budget authority of multi-year funds expire, the obligated, but not yet paid, portions are carried forward for five fiscal years after which the balances are permanently canceled. No-year authority may be canceled by the head of the agency or the President if the purposes for which the funds were provided have been carried out and there has been no disbursement from the authority for two fiscal years. To the extent that balances have been canceled, old bills can be paid from up to one percent of the balances in any unexpired account available for the same purpose as the canceled accounts.

Total unexpended balances are estimated to exceed a trillion dollars by the end of 2004. Review Table 1, Summary of Unexpended Balances, on page 17 for a distribution between Federal and Trust funds for Fiscal Years 2002, 2003, and 2004. For a distribution of unexpended balances by agency, review Table 2, Total Unexpended Balances by Agency on page 18.

CHARTS

**Chart 1: Total 2004 End-of-Year Unexpended Balances
(\$ in Billions)**

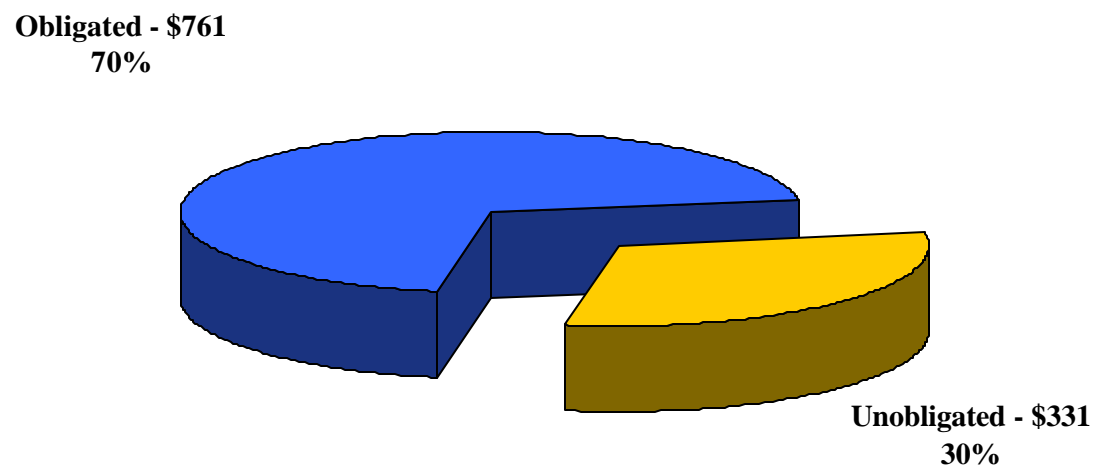


Chart 1 indicates that 70 percent of the unexpended balances will be obligated to pay for such things as grants awarded, supplies ordered and services received by the end of 2004. The other thirty percent will not be obligated at the end of 2004.

NOTE: For more information on trust fund obligated and unobligated balances by agency and major trust funds, see Tables 6, 7, 8 and 9 beginning on page 87.

**Chart 2: 2004 End-of-Year Unobligated Balances, Federal Funds vs Trust Funds
(\$ in Billions)**

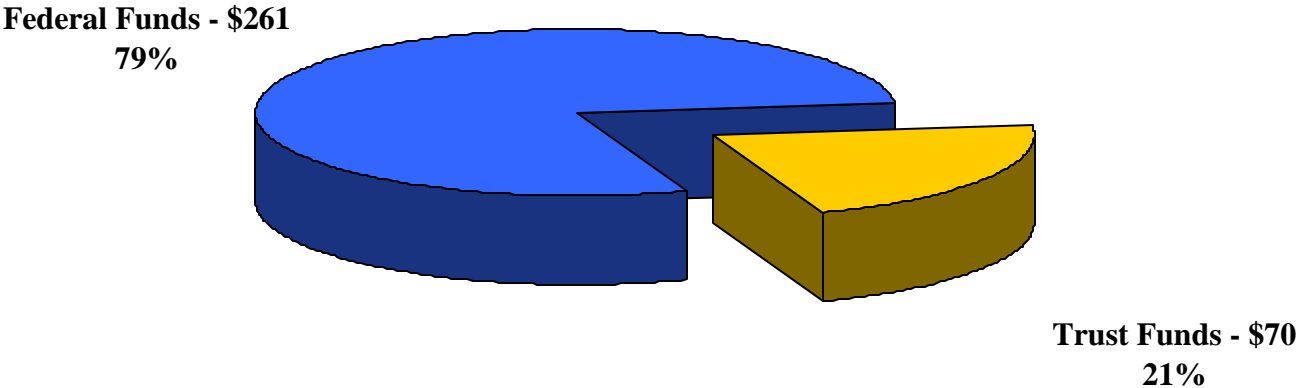



Chart 2 indicates that 21percent or \$70 billion of the \$331 billion unobligated balances are in trust funds.

**Chart 3: 2004 End-of-Year Federal Fund Unobligated Balances:
Critical Financial Reserves, Capital and Other Programs
(\$ in Billions)**



Of the \$260 billion of unobligated balances in federal fund accounts, nearly 88 percent will be earmarked for critical financial reserves and capital investments.

The categories for unobligated balances of federal funds used in Chart 3 are critical financial reserves, capital, and other programs. An explanation of each category follows.

CRITICAL FINANCIAL RESERVES

68 percent of the federal fund unobligated balances are classified as critical financial reserves. These reserves are further classified as:

- International Monetary Programs;
- Insurance and Other Programs; and
- Credit Liquidating Accounts.

International Monetary Programs -- These reserves are used to automatically fund U.S. balance of payment financing needs and for intervening in the foreign exchange market on behalf of the U.S. dollar.

The unobligated balances in the U.S. Quota accounts represent amounts that have been transferred from the Treasury and deposited with the International Monetary Fund (IMF) for the U.S. share of its quota to the IMF, in return for international monetary reserves denominated in Special Drawing Rights (SDRs). These reserves are held at the IMF. This is somewhat akin to moving balances from one checking account to another, both of which are owned by the United States.

Other SDR denominated assets appear as unobligated balances in the Exchange Stabilization Fund (ESF). These SDRs are used in transactions with other members of the IMF in settlement of their obligations to the Fund. The Secretary of the Treasury is also authorized to use the dollar and foreign currency assets of the ESF to intervene in the foreign exchange market on behalf of the U.S. dollar. The principal sources of the ESF's income have been profits on foreign exchange transactions, interest on foreign exchange swap transactions, and interest on investments held by the Fund. The estimated balances in the ESF are subject to considerable variance, as the amount and composition of assets and the interest rate earned on investments can change dramatically.

Insurance and Other Programs -- The federal government provides insurance in certain areas (notably deposit insurance, pension guarantees, and emergencies) and conducts other programs where there is a natural lag between the time funds are collected and needed. For these kinds of programs, appropriations and other budget authority provide contingency backup, reserves, and debt redemption or funding sources pending sequential events, such as negotiations with other countries and certification by Congress. The unobligated balances are carried forward to the extent such authority is not used or expires under the terms of the appropriations.

Credit Liquidating Accounts -- Pursuant to the Federal Credit Reform Act of 1990, the cash flows associated with pre-1992 direct loan obligations and loan guarantee commitments are reported on a cash basis in *liquidating* accounts. Normally at the end of each year, the balances in credit liquidating accounts are returned to the Treasury because the amounts can only be used to liquidate obligations

incurred in the year the amounts are collected. The balances that remain are reserves needed to pay claims should there be a default on a loan that was guaranteed before the end of 1991.

CAPITAL

Twenty percent of the federal unobligated balances are classified as capital investments. These reserves are further classified as:

- Major Procurement and Construction Programs; and
- Other Revolving Funds.

Major Procurement and Construction Programs -- Budget authority for most major procurement and construction projects covers the entire cost estimated when the projects are initiated, even though work will take place and outlays will be made over a period extending beyond the year for which the budget authority is enacted. For these projects, the unobligated balances are needed to complete the project or program. Also, these balances reflect the long lead times required for such procurement. Real property projects in this category involve direct federal government land acquisition and improvement, and construction of facilities, which become capital assets.

Other Revolving Funds -- There are other revolving fund balances that do not meet the criteria established for the previous categories. These funds provide goods and services to other federal government accounts or to the public. The balances in these funds are maintained as working capital to keep the fund revolving.

OTHER PROGRAMS

The final twelve percent of federal fund unobligated balances are classified as other programs because they do not fit the previous categories. This category, which is estimated at \$32 billion for 2004, includes:

- \$ 8.6 billion for research and development programs;
- \$ 6.7 billion for forward funded programs;
- \$ 3.9 billion for subsidized housing programs, which include public and Indian housing (i.e. housing certificate funds) and housing programs (i.e. other assisted housing programs and Nehemiah housing opportunity funds); and
- \$13.3 billion for other miscellaneous programs.

Research and Development Programs -- To a large extent, this category includes balances associated with programs authorized to develop, design, test, and evaluate weapons systems and related equipment. It also includes balances attributable to research and development programs concerned with the following: spaceflight; domestic energy sources; and physical, biomedical, and environmental sciences. Multi-year appropriations of budget authority are frequently provided, and balances accumulate in these programs, because in some cases it is difficult to precisely determine the time or resources required to meet program objectives.

Forward Funded Programs – This is budget authority that is made available for obligation beginning in the last quarter of a fiscal year for the financing of on-going grant programs during the next fiscal year. The budget authority for such programs is included in the budget totals for the year in which it is appropriated. This type of funding is often used for education, training, and employment programs so that grants can be made prior to the beginning of the next school year.

The *Appendix to the Budget of the United States Government* contains more information on forward funded programs.

Subsidized Housing Programs -- These balances include over \$1 billion in contract authority for other assisted housing programs that are not yet funded. The remainder consists of multi-year funds primarily for homeless assistance grants and community development block grants that will fund jobs to help rehabilitate housing units.

Other Miscellaneous Programs -- As noted above, there is \$13.3 billion in federal fund unobligated balances in the other miscellaneous programs. These include:

- \$2.1 billion for Department of Homeland Security – Customs and Border Protection, Immigration and Customs Enforcement, Transportation Security Administration, Office of Domestic Preparedness;
- \$1.4 billion for Department of Defense – Foreign Currency Fluctuations, and Base Realignment and Closure Account;
- \$1.2 billion for Department of Health and Human Services – Indian Health Services, Indian Health Facilities, Temporary Assistance for Needy Families, Contingency Fund, and Low Income Home Energy Assistance;
- \$1.0 billion for Department of Agriculture – Funds for Strengthening Markets, Income, and Supply (Section 32), CCC Export Loans Program Account, and Rural Economic Development Grants;
- \$0.6 billion for Legislative Branch – Payments to Copyright Owners; and
- \$0.5 billion for Department of Housing and Urban Development – Housing for Persons with Disabilities;
- \$0.1 billion for Department of the Treasury – Continued Dumping and Subsidy Offset, and Presidential Election Campaign Fund.

For more detail on the \$13.3 billion classified as “Other Miscellaneous Programs” see Table 5, Federal Fund Unobligated Balances, by Agency and Program, which begins on page 23.

TABLES

FEDERAL AND TRUST FUND SUMMARIES

TABLE 1

SUMMARY OF UNEXPENDED BALANCES EOY
(In millions of dollars)

Description	2002 actual	2003 estimate	2004 estimate
Federal funds:			
Obligated balances.....	595,283	610,123	606,998
Unobligated balances.....	277,317	256,574	260,466
Total Federal fund unexpended balances.....	<u>872,600</u>	<u>866,697</u>	<u>867,464</u>
Trust funds:			
Obligated balances.....	145,824	149,687	154,246
Unobligated balances.....	65,487	68,129	70,120
Total trust fund unexpended balances.....	<u>211,311</u>	<u>217,816</u>	<u>224,366</u>
Total Federal and trust funds:			
Obligated balances.....	741,107	759,810	761,244
Unobligated balances.....	342,804	324,703	330,586
Total unexpended balances.....	<u>1,083,911</u>	<u>1,084,513</u>	<u>1,091,830</u>

TABLE 2

TOTAL UNEXPENDED BALANCES, BY AGENCY
(In millions of dollars)

Department or other unit	Start 2002		End 2002/ Start 2003		End 2003/ Start 2004		End 2004	
	obli- gated	unobli- gated	obli- gated	unobli- gated	obli- gated	unobli- gated	obli- gated	unobli- gated
Legislative Branch	483	1,348	703	1,808	835	1,499	872	1,291
Judicial Branch	312	921	570	810	706	741	776	707
Department of Agriculture	19,604	9,229	19,607	6,825	20,040	3,574	19,564	4,347
Department of Commerce	4,341	1,017	4,460	1,096	4,841	225	4,607	197
Department of Defense--Military	158,108	39,128	179,064	36,871	184,412	37,192	189,707	40,711
Department of Education	30,501	4,822	38,965	4,271	40,095	3,057	40,833	4,835
Department of Energy	10,453	1,800	11,153	1,866	11,851	1,369	12,181	1,252
Department of Health and Human Services	70,842	2,443	75,332	2,631	75,717	4,259	72,805	5,070
Department of Homeland Security	10,491	4,498	15,717	12,350	17,472	7,678	18,849	6,367
Department of Housing and Urban Development	93,957	37,356	89,867	42,278	84,880	42,820	79,610	46,276
Department of the Interior	4,498	3,853	5,017	4,288	5,401	3,612	5,619	3,158
Department of Justice	13,891	2,081	13,013	2,808	14,751	1,254	13,672	947
Department of Labor	9,142	14,160	8,668	15,083	9,437	14,857	7,607	14,752
Department of State	4,743	2,780	5,895	2,441	5,631	1,458	5,871	1,384
Department of Transportation	59,709	36,282	62,721	37,211	63,506	37,773	67,605	34,213
Department of the Treasury	17,393	24,502	17,314	24,554	17,441	24,703	17,610	24,680
Department of Veterans Affairs	7,475	2,840	7,912	3,132	9,253	2,359	9,937	1,169
Corps of Engineers-Civil Works	1,071	1,611	998	1,685	1,051	1,520	1,046	1,484
Other Defense Civil Programs	3,051	143	3,193	242	3,321	238	3,452	239
Environmental Protection Agency	11,480	2,472	11,642	2,653	13,768	---	12,929	---
Executive Office of the President	47	13,061	71	55	65	55	64	55
General Services Administration	-814	5,057	483	4,619	983	3,944	1,379	3,509
International Assistance Programs	63,939	41,516	64,762	43,103	67,456	40,733	64,886	41,315
National Aeronautics and Space Administration	5,460	788	5,635	1,031	6,359	707	6,495	787
National Science Foundation	5,481	153	6,114	214	6,566	21	6,982	21
Office of Personnel Management	6,925	27,720	7,323	30,061	7,733	31,929	8,070	34,046
Small Business Administration	886	852	549	599	762	170	785	167
Social Security Administration	50,038	3,017	56,260	800	57,614	39	59,178	36
Other Independent Agencies	26,716	56,519	28,099	57,419	27,863	56,917	28,253	57,571
TOTAL.....	690,223	341,969	741,107	342,804	759,810	324,703	761,244	330,586
MEMORANDUM								
Federal funds.....	556,821	280,596	595,283	277,317	610,123	256,574	606,998	260,466
Trust funds.....	133,402	61,373	145,824	65,487	149,687	68,129	154,246	70,120

FEDERAL FUNDS

TABLE 3

FEDERAL FUND OBLIGATED BALANCES EOY, BY AGENCY
(In millions of dollars)

Department or other unit	2002 actual	2003 estimate	2004 estimate
Legislative Branch	690	766	816
Judicial Branch	567	702	772
Department of Agriculture	19,304	19,693	19,177
Department of Commerce	4,458	4,841	4,607
Department of Defense--Military	178,497	183,826	189,098
Department of Education	38,965	40,095	40,827
Department of Energy	11,148	11,846	12,176
Department of Health and Human Services	73,093	73,107	70,422
Department of Homeland Security	15,562	17,306	18,683
Department of Housing and Urban Development	89,867	84,875	79,602
Department of the Interior	4,640	5,028	5,233
Department of Justice	12,947	14,711	13,620
Department of Labor	7,409	8,321	6,477
Department of State	5,874	5,612	5,851
Department of Transportation	12,923	13,959	12,261
Department of the Treasury	17,247	17,370	17,534
Department of Veterans Affairs	6,150	7,426	8,053
Corps of Engineers-Civil Works	762	805	743
Other Defense Civil Programs	33	33	34
Environmental Protection Agency	9,570	10,917	10,107
Executive Office of the President	71	65	64
General Services Administration	483	983	1,379
International Assistance Programs	43,813	45,433	45,760
National Aeronautics and Space Administration	5,635	6,359	6,495
National Science Foundation	6,103	6,555	6,971
Office of Personnel Management	655	707	747
Small Business Administration	549	762	785
Social Security Administration	1,047	1,039	1,058
Other Independent Agencies	27,221	26,981	27,646
TOTAL.....	595,283	610,123	606,998

TABLE 4

FEDERAL FUND UNOBLIGATED BALANCES EOY, BY AGENCY
(In millions of dollars)

Department or other unit	2002 actual	2003 estimate	2004 estimate
Legislative Branch	1,669	1,414	1,206
Judicial Branch	243	121	39
Department of Agriculture	6,490	3,297	4,111
Department of Commerce	1,095	225	197
Department of Defense--Military	36,800	37,123	40,642
Department of Education	4,271	3,057	4,835
Department of Energy	1,866	1,369	1,252
Department of Health and Human Services	2,432	4,066	4,880
Department of Homeland Security	12,284	7,623	6,311
Department of Housing and Urban Development	42,276	42,820	46,276
Department of the Interior	4,024	3,410	2,964
Department of Justice	2,742	1,226	940
Department of Labor	15,015	14,785	14,676
Department of State	2,344	1,361	1,287
Department of Transportation	6,392	4,949	1,531
Department of the Treasury	24,241	24,373	24,333
Department of Veterans Affairs	2,995	2,226	1,040
Corps of Engineers--Civil Works	1,236	1,106	1,099
Other Defense Civil Programs	19	12	12
Environmental Protection Agency	1,839	---	---
Executive Office of the President	55	55	55
General Services Administration	4,619	3,944	3,509
International Assistance Programs	43,096	40,725	41,306
National Aeronautics and Space Administration	1,013	692	772
National Science Foundation	193	---	---
Office of Personnel Management	117	110	110
Small Business Administration	599	170	167
Social Security Administration	629	39	36
Other Independent Agencies	<u>56,723</u>	<u>56,276</u>	<u>56,880</u>
TOTAL.....	277,317	256,574	260,466

TABLE 5

FEDERAL FUND UNOBLIGATED BALANCES EOY, BY AGENCY and PROGRAM
(In millions of dollars)

Program	2002 actual	2003 estimate	2004 estimate
AGENCY: <u>Legislative Branch</u>			
CRITICAL FINANCIAL RESERVES			
INSURANCE AND OTHER PROGRAMS			
Senators' official personnel and office expense account	9	9	9
INSURANCE AND OTHER PROGRAMS Subtotal.....	9	9	9
TOTAL, CRITICAL FINANCIAL RESERVES.....	9	9	9
CAPITAL			
PROCUREMENT AND CONSTRUCTION PROGRAMS			
Capitol buildings	194	133	58
Capitol grounds	1	1	---
Senate office buildings	20	17	15
House office buildings	19	2	4
Capitol power plant	1	59	28
Library buildings and grounds	22	33	28
Capitol visitor center	141	69	18
Capitol Police buildings and grounds			1
Judiciary office building development and operations fund	32	32	32
PROCUREMENT AND CONSTRUCTION PROGRAMS Subtotal.....	430	346	184
OTHER REVOLVING FUNDS			
Senate revolving funds	1	1	1
House revolving funds	15	15	15
Cooperative acquisitions program revolving fund	3	2	2
Duplication services	1	1	2
Gift shop, decimal classification, photo duplication, and relate	1	1	2

TABLE 5

FEDERAL FUND UNOBLIGATED BALANCES EOY, BY AGENCY and PROGRAM
(In millions of dollars)

Program	2002 actual	2003 estimate	2004 estimate
Fedlink program and Federal research program	2	2	2
Government Printing Office revolving fund	87	42	23
OTHER REVOLVING FUNDS Subtotal.....	110	64	47
TOTAL, CAPITAL.....	540	410	231
OTHER PROGRAMS			
OTHER MISCELLANEOUS PROGRAMS			
Secretary of the Senate	5	5	5
Sergeant at Arms and Doorkeeper of the Senate	112	112	112
Inquiries and investigations	25	25	25
Office of the Legislative Counsel of the Senate	1	1	1
Salaries and expenses	113	41	17
Security enhancements	8	3	---
Salaries	13	13	13
General expenses	33	---	---
General administration	1	1	29
Salaries and expenses	1	1	2
Salaries and expenses, Library of Congress	125	123	124
Copyright Office: Salaries and expenses	10	10	10
Books for the blind and physically handicapped: Salaries and exp	1	1	1
Furniture and furnishings	2	2	2
Payments to copyright owners	655	646	616
Salaries and expenses	7	6	4
United States Commission on International Religious Freedom	2	---	---
Other legislative branch boards and commissions	6	5	5
OTHER MISCELLANEOUS PROGRAMS Subtotal.....	1,120	995	966
TOTAL, OTHER PROGRAMS.....	1,120	995	966
** AGENCY TOTAL, ALL PROGRAMS **	1,669	1,414	1,206

TABLE 5

FEDERAL FUND UNOBLIGATED BALANCES EOY, BY AGENCY and PROGRAM
(In millions of dollars)

Program	2002 actual	2003 estimate	2004 estimate
<u>AGENCY: Judicial Branch</u>			
CAPITAL			
PROCUREMENT AND CONSTRUCTION PROGRAMS			
Care of the building and grounds	76	89	19
Judiciary information technology fund	28	---	---
PROCUREMENT AND CONSTRUCTION PROGRAMS Subtotal.....	104	89	19
TOTAL, CAPITAL.....	104	89	19
OTHER PROGRAMS			
OTHER MISCELLANEOUS PROGRAMS			
Salaries and expenses	16	5	---
Defender services	24	---	---
Court security	19	19	19
Judiciary filing fees	77	7	---
Salaries and expenses	2	---	---
Salaries and expenses	1	1	1
OTHER MISCELLANEOUS PROGRAMS Subtotal.....	139	32	20
TOTAL, OTHER PROGRAMS.....	139	32	20
** AGENCY TOTAL, ALL PROGRAMS **	243	121	39
<u>AGENCY: Department of Agriculture</u>			
CRITICAL FINANCIAL RESERVES			
CREDIT LIQUIDATING PROGRAMS			
Commodity Credit Corporation guaranteed loans liquidating account	80		
Rural telephone bank liquidating account	943	1,018	1,082

TABLE 5

FEDERAL FUND UNOBLIGATED BALANCES EOY, BY AGENCY and PROGRAM
(In millions of dollars)

Program	2002 actual	2003 estimate	2004 estimate
Rural development loan fund liquidating account	1	---	---
Expenses, Public Law 480, foreign assistance programs, Agriculture	93	---	---
CREDIT LIQUIDATING PROGRAMS Subtotal.....	1,117	1,018	1,082
INSURANCE AND OTHER PROGRAMS			
Federal crop insurance corporation fund	1,017	71	552
Emergency conservation program	74	71	28
Special supplemental nutrition program for women, infants, and children	57	125	150
Wildland fire management	268	68	77
INSURANCE AND OTHER PROGRAMS Subtotal.....	1,416	335	807
TOTAL, CRITICAL FINANCIAL RESERVES.....	2,533	1,353	1,889
CAPITAL			
PROCUREMENT AND CONSTRUCTION PROGRAMS			
Common computing environment	9	---	---
Buildings and facilities	266	198	172
Buildings and facilities	22	22	22
Resource conservation and development	1	---	---
Capital improvement and maintenance	130	27	26
Management of national forest lands for subsistence uses		1	1
Range betterment fund	2	1	---
Land acquisition	27	7	4
PROCUREMENT AND CONSTRUCTION PROGRAMS Subtotal.....	457	256	225
OTHER REVOLVING FUNDS			
Working capital fund	63	54	40
Limitation on inspection and weighing services expenses	4	4	4
Farm storage facility loans program account	12	---	---
Alternative agricultural research and commercialization corporat	1	1	1
Working capital fund	96	---	---

TABLE 5

FEDERAL FUND UNOBLIGATED BALANCES EOY, BY AGENCY and PROGRAM
(In millions of dollars)

Program	2002 actual	2003 estimate	2004 estimate
OTHER REVOLVING FUNDS Subtotal.....	176	59	45
TOTAL, CAPITAL.....	633	315	270
OTHER PROGRAMS			
SUBSIDIZED HOUSING PROGRAMS			
Rental assistance program	3	---	---
Rural housing assistance grants	12	---	---
Mutual and self-help housing grants	30	3	3
Rural housing insurance fund program account	17	---	---
SUBSIDIZED HOUSING PROGRAMS Subtotal.....	62	3	3
RESEARCH AND DEVELOPMENT PROGRAMS			
Salaries and expenses	29	4	8
Research and education activities	86	83	82
Buildings and facilities	3	3	3
Scientific activities overseas (foreign currency program)	1	1	1
Forest and rangeland research	23	13	14
RESEARCH AND DEVELOPMENT PROGRAMS Subtotal.....	142	104	108
OTHER MISCELLANEOUS PROGRAMS			
Office of the Secretary	38	38	38
Agriculture buildings and facilities	41	43	44
Hazardous materials management	1	1	1
Office of the Inspector General	3	3	3
Extension activities	15	12	11
Outreach for socially disadvantaged farmers	4	4	4
Salaries and expenses	346	211	285
Salaries and expenses	29	22	22
Marketing services	18	18	19
Perishable Agricultural Commodities Act fund	10	10	9

TABLE 5

FEDERAL FUND UNOBLIGATED BALANCES EOY, BY AGENCY and PROGRAM
(In millions of dollars)

Program	2002 actual	2003 estimate	2004 estimate
Funds for strengthening markets, income, and supply (section 32)	192	---	300
Salaries and expenses	2	---	---
Agricultural credit insurance fund program account	68	68	68
Commodity Credit Corporation export loans program account	625	625	625
Agricultural conservation program	1	1	1
Conservation reserve program	2	---	---
Conservation operations	16	-1	-1
Watershed and flood prevention operations	119	---	---
Wetlands reserve program	2	---	---
Great plains conservation program	1	---	---
Colorado river basin salinity control program	1	---	---
Water bank program	1	---	---
Wildlife habitat incentives program	1	---	---
Forestry incentives program	2	---	---
Rural clean water program	5	5	5
Rural community advancement program	52	8	
Distance learning, telemedicine, and broadband program	44	---	---
Local television loan guarantee program account	88	---	---
High energy cost grants	10	---	---
Rural empowerment zones and enterprise community grants	16	---	---
Rural cooperative development grants	40	---	---
National Sheep Industry Improvement Center	6	5	4
Rural business investment program account	100	---	---
Rural strategic investment program grants	---	85	---
Rural economic development grants	22	36	48
Public Law 480 title I ocean freight differential grants	8	---	---
Public law 480 title I program account	254	---	---
Public law 480 title II grants	63	---	---
Salaries and expenses	15	15	15
Child nutrition programs	359	3	3
State and private forestry	51	24	51
National forest system	222	68	69

TABLE 5

FEDERAL FUND UNOBLIGATED BALANCES EOY, BY AGENCY and PROGRAM
(In millions of dollars)

Program	2002 actual	2003 estimate	2004 estimate
Forest Service permanent appropriations	227	218	217
OTHER MISCELLANEOUS PROGRAMS Subtotal.....	3,120	1,522	1,841
TOTAL, OTHER PROGRAMS.....	3,324	1,629	1,952
** AGENCY TOTAL, ALL PROGRAMS **	6,490	3,297	4,111
AGENCY: <u>Department of Commerce</u>			
CRITICAL FINANCIAL RESERVES			
CREDIT LIQUIDATING PROGRAMS			
Federal ship financing fund fishing vessels liquidating account	3	---	---
CREDIT LIQUIDATING PROGRAMS Subtotal.....	3	---	---
INSURANCE AND OTHER PROGRAMS			
Fisheries finance program account	2	---	---
INSURANCE AND OTHER PROGRAMS Subtotal.....	2	---	---
TOTAL, CRITICAL FINANCIAL RESERVES.....	5	---	---
CAPITAL			
PROCUREMENT AND CONSTRUCTION PROGRAMS			
Procurement, acquisition and construction	239	---	---
Construction of research facilities	16	---	---
Information infrastructure grants	4	---	---
PROCUREMENT AND CONSTRUCTION PROGRAMS Subtotal.....	259	---	---
OTHER REVOLVING FUNDS			
Working capital fund	4	---	---
Census working capital fund	157	157	157
Economics and statistics administration revolving fund	2	2	2

TABLE 5

FEDERAL FUND UNOBLIGATED BALANCES EOY, BY AGENCY and PROGRAM
(In millions of dollars)

Program	2002 actual	2003 estimate	2004 estimate
Damage assessment and restoration revolving fund	18	---	---
Limited access system administration fund	2	---	---
NTIS revolving fund	10	---	---
Working capital fund	94	34	32
OTHER REVOLVING FUNDS Subtotal.....	287	193	191
TOTAL, CAPITAL.....	546	193	191
OTHER PROGRAMS			
RESEARCH AND DEVELOPMENT PROGRAMS			
Operations, research, and facilities	182	---	---
Promote and develop fishery products and research pertaining to	11	---	---
Scientific and technical research and services	10	---	---
RESEARCH AND DEVELOPMENT PROGRAMS Subtotal.....	203	---	---
OTHER MISCELLANEOUS PROGRAMS			
Salaries and expenses	6	---	---
Emergency oil and gas guaranteed loan program account	2	---	---
Emergency steel guaranteed loan program account	123	26	---
Franchise fund	1	---	---
Salaries and expenses	2	---	---
Economic development assistance programs	15	---	---
Periodic censuses and programs	85	---	---
Salaries and expenses	2	---	---
Operations and administration	22	---	---
Operations and administration	9	---	---
Coastal impact assistance	7	---	---
Fishermen's contingency fund	2	---	---
Environmental improvement and restoration fund	5	---	---
Salaries and expenses	6	6	6
Industrial technology services	40	---	---

TABLE 5

FEDERAL FUND UNOBLIGATED BALANCES EOY, BY AGENCY and PROGRAM
(In millions of dollars)

Program	2002 actual	2003 estimate	2004 estimate
Salaries and expenses	7	---	---
Public telecommunications facilities, planning and construction	7	---	---
OTHER MISCELLANEOUS PROGRAMS Subtotal.....	341	32	6
TOTAL, OTHER PROGRAMS.....	544	32	6
** AGENCY TOTAL, ALL PROGRAMS **	1,095	225	197
AGENCY: <u>Department of Defense--Military</u>			
CRITICAL FINANCIAL RESERVES			
INSURANCE AND OTHER PROGRAMS			
Former Soviet Union threat reduction account	666	543	555
Reserve mobilization income insurance fund	3	3	3
INSURANCE AND OTHER PROGRAMS Subtotal.....	669	546	558
TOTAL, CRITICAL FINANCIAL RESERVES.....	669	546	558
CAPITAL			
PROCUREMENT AND CONSTRUCTION PROGRAMS			
Environmental restoration, formerly used Defense sites	2	---	---
Procurement, Defense-wide	960	1,097	1,147
National guard and reserve equipment	138	51	10
Defense production act purchases	12	40	39
Coastal defense augmentation	---	1	---
Chemical agents and munitions destruction, Army	18	58	45
Procurement, Marine Corps	119	275	315
Aircraft procurement, Navy	1,297	1,607	1,753
Weapons procurement, Navy	254	360	414
Procurement of ammunition, Navy and Marine Corps	73	185	189
Shipbuilding and conversion, Navy	5,591	4,782	5,707

TABLE 5

FEDERAL FUND UNOBLIGATED BALANCES EOY, BY AGENCY and PROGRAM
(In millions of dollars)

Program	2002 actual	2003 estimate	2004 estimate
Other procurement, Navy	547	612	679
Aircraft procurement, Army	246	381	394
Missile procurement, Army	114	149	203
Procurement of weapons and tracked combat vehicles, Army	515	506	393
Procurement of ammunition, Army	452	403	417
Other procurement, Army	490	758	647
Aircraft procurement, Air Force	1,500	2,105	2,470
Procurement of ammunition, Air Force	91	157	181
Missile procurement, Air Force	327	613	935
Other procurement, Air Force	631	1,735	2,326
Military construction, Defense-wide	425	505	516
Foreign currency fluctuations, construction	177	177	177
North Atlantic Treaty Organization security investment program	41	41	29
Military construction, Navy	328	411	392
Military construction, Naval Reserve	17	28	18
Military construction, Army	1,063	1,092	1,105
Military construction, Army National Guard	287	247	193
Military construction, Army Reserve	41	47	43
Military construction, Air Force	250	240	203
Military construction, Air Force Reserve	15	15	11
Military construction, Air National Guard	80	88	50
Family housing construction, Army	227	155	44
Family housing construction, Navy and Marine Corps	224	226	90
Family housing construction, Air Force	389	282	231
Family housing construction, Defense Wide	1	1	1
Army conventional ammunition working capital fund	65	23	20
National defense stockpile transaction fund	10	10	10
PROCUREMENT AND CONSTRUCTION PROGRAMS Subtotal.....	17,017	19,463	21,397
OTHER REVOLVING FUNDS			
Emergency response	17	17	17
Homeowners assistance fund	23	23	23

TABLE 5

FEDERAL FUND UNOBLIGATED BALANCES EOY, BY AGENCY and PROGRAM
(In millions of dollars)

Program	2002 actual	2003 estimate	2004 estimate
National defense sealift fund	380	299	299
Working capital fund, Army	1,708	1,312	1,480
Working capital fund, Navy	2,882	2,800	3,333
Working capital fund, Air Force	827	869	1,137
Working capital fund, Defense wide	3,139	4,184	4,380
Buildings maintenance fund	16	16	
Pentagon reservation maintenance revolving fund	349	181	124
OTHER REVOLVING FUNDS Subtotal.....	9,248	9,520	10,604
TOTAL, CAPITAL.....	26,265	28,983	32,001
OTHER PROGRAMS			
RESEARCH AND DEVELOPMENT PROGRAMS			
Research, development, test, and evaluation, Defense-wide	2,142	1,869	1,960
Operational test and evaluation	15	17	20
Research, development, test, and evaluation, Navy	1,041	968	1,001
Research, development, test, and evaluation, Army	1,097	1,118	1,315
Research, development, test, and evaluation, Air Force	1,287	2,078	2,375
RESEARCH AND DEVELOPMENT PROGRAMS Subtotal.....	5,582	6,050	6,671
OTHER MISCELLANEOUS PROGRAMS			
Operation and maintenance, Defense-wide	419	---	---
Office of the Inspector General	3	---	---
Overseas contingency operations transfer account	32	---	---
Defense health program	1,098	107	45
Foreign currency fluctuations	921	921	921
Environmental restoration, Defense	1	---	---
Overseas humanitarian, disaster and civic aid	8	20	21
Emergency response fund	1,107	---	---
Support for international sporting competitions	10	10	10
OPLAN 34A-35 P.O.W. payments	1	1	1

TABLE 5

FEDERAL FUND UNOBLIGATED BALANCES EOY, BY AGENCY and PROGRAM
(In millions of dollars)

Program	2002 actual	2003 estimate	2004 estimate
Defense vessel transfer program account	4	4	4
Operation and maintenance, Marine Corps	2	---	---
Payment to Kaho'olawe Island conveyance, remediation, and environment	13	13	13
Operation and maintenance, Navy	63	---	---
Operation and maintenance, Army	76	---	---
Operation and maintenance, Army National Guard	3	---	---
Operation and maintenance, Air Force	38	---	---
Overseas military facility investment recovery	9	5	5
Miscellaneous special funds	117	51	44
Base realignment and closure account	319	360	329
Family housing improvement fund	40	52	19
OTHER MISCELLANEOUS PROGRAMS Subtotal.....	4,284	1,544	1,412
TOTAL, OTHER PROGRAMS.....	9,866	7,594	8,083
** AGENCY TOTAL, ALL PROGRAMS **	36,800	37,123	40,642
AGENCY: <u>Department of Education</u>			
CRITICAL FINANCIAL RESERVES			
CREDIT LIQUIDATING PROGRAMS			
College housing and academic facilities loans liquidating account	5	---	---
Federal family education loan liquidating account	1,033	---	---
Federal student loan reserve fund	1,169	1,071	975
CREDIT LIQUIDATING PROGRAMS Subtotal.....	2,207	1,071	975
TOTAL, CRITICAL FINANCIAL RESERVES.....	2,207	1,071	975
OTHER PROGRAMS			
FORWARD FUNDED PROGRAMS			
Education for the disadvantaged	490	---	---

TABLE 5

FEDERAL FUND UNOBLIGATED BALANCES EOY, BY AGENCY and PROGRAM
(In millions of dollars)

Program	2002 actual	2003 estimate	2004 estimate
School improvement programs	249	---	---
Special education	99	---	---
Student financial assistance	1,026	1,906	3,816
FORWARD FUNDED PROGRAMS Subtotal.....	1,864	1,906	3,816
OTHER MISCELLANEOUS PROGRAMS			
Impact aid	38	27	27
Chicago litigation settlement	1	---	---
English language acquisition	12	---	---
Rehabilitation services and disability research	56	16	---
Vocational and adult education	56	27	7
Higher education	17	10	10
Howard University	4	---	---
Federal family education loan program account	2	---	---
Federal direct student loan program account	14	---	---
OTHER MISCELLANEOUS PROGRAMS Subtotal.....	200	80	44
TOTAL, OTHER PROGRAMS.....	2,064	1,986	3,860
** AGENCY TOTAL, ALL PROGRAMS **	4,271	3,057	4,835
AGENCY: <u>Department of Energy</u>			
CAPITAL			
PROCUREMENT AND CONSTRUCTION PROGRAMS			
Strategic petroleum reserve	23	---	---
Clean coal technology	214	---	---
Non-defense site acceleration completion	23	---	---
Isotope production and distribution program fund	8	8	8
Nuclear waste disposal	9	---	---
Northeast home heating oil reserve	7	5	---
Departmental administration	30	3	---

TABLE 5

FEDERAL FUND UNOBLIGATED BALANCES EOY, BY AGENCY and PROGRAM
(In millions of dollars)

Program	2002 actual	2003 estimate	2004 estimate
PROCUREMENT AND CONSTRUCTION PROGRAMS Subtotal.....	314	16	8
OTHER REVOLVING FUNDS			
Colorado river basins power marketing fund, Western Area Power A	76	76	76
Working capital fund	17	11	---
OTHER REVOLVING FUNDS Subtotal.....	93	87	76
TOTAL, CAPITAL.....	407	103	84
OTHER PROGRAMS			
RESEARCH AND DEVELOPMENT PROGRAMS			
Weapons activities	639	577	577
Naval Reactors	1	---	---
Other defense activities	27	---	---
Fossil energy research and development	260	459	444
Energy conservation	28	---	---
Science	9	---	---
Energy supply	74	---	---
RESEARCH AND DEVELOPMENT PROGRAMS Subtotal.....	1,038	1,036	1,021
OTHER MISCELLANEOUS PROGRAMS			
Defense nuclear nonproliferation	205	141	141
Cerro Grande Fire Activities		75	---
Office of the Administrator	6	---	---
Defense environmental restoration and waste management	26	---	---
Defense environmental services	78	---	---
Defense site acceleration completion	2	---	---
Federal Energy Regulatory Commission	2	2	2
Energy information administration	3	---	---
Naval petroleum and oil shale reserves	12	---	---
SPR petroleum account	7	11	3

TABLE 5

FEDERAL FUND UNOBLIGATED BALANCES EOY, BY AGENCY and PROGRAM
(In millions of dollars)

Program	2002 actual	2003 estimate	2004 estimate
Construction, rehabilitation, operation and maintenance, Western	79	---	---
Emergency fund, Western Area Power Administration	1	1	1
OTHER MISCELLANEOUS PROGRAMS Subtotal.....	421	230	147
TOTAL, OTHER PROGRAMS.....	1,459	1,266	1,168
** AGENCY TOTAL, ALL PROGRAMS **	1,866	1,369	1,252
AGENCY: <u>Department of Health and Human Services</u>			
CRITICAL FINANCIAL RESERVES			
CREDIT LIQUIDATING PROGRAMS			
Health resources and services	39	43	48
Medical facilities guarantee and loan fund	68	69	70
Health maintenance organization loan and loan guarantee fund	10	10	
CREDIT LIQUIDATING PROGRAMS Subtotal.....	117	122	118
INSURANCE AND OTHER PROGRAMS			
Low income home energy assistance	300	300	300
Contingency fund	---	2,000	1,998
INSURANCE AND OTHER PROGRAMS Subtotal.....	300	2,300	2,298
TOTAL, CRITICAL FINANCIAL RESERVES.....	417	2,422	2,416
CAPITAL			
PROCUREMENT AND CONSTRUCTION PROGRAMS			
National Institutes of Health	466	464	464
Substance abuse and mental health services	6	6	6
PROCUREMENT AND CONSTRUCTION PROGRAMS Subtotal.....	472	470	470
OTHER REVOLVING FUNDS			

TABLE 5

FEDERAL FUND UNOBLIGATED BALANCES EOY, BY AGENCY and PROGRAM
(In millions of dollars)

Program	2002 actual	2003 estimate	2004 estimate
Revolving fund for certification and other services	4	1	1
HHS service and supply fund	89	89	89
OTHER REVOLVING FUNDS Subtotal.....	93	90	90
TOTAL, CAPITAL.....	565	560	560
OTHER PROGRAMS			
RESEARCH AND DEVELOPMENT PROGRAMS			
Health care policy and research	15	15	15
RESEARCH AND DEVELOPMENT PROGRAMS Subtotal.....	15	15	15
OTHER MISCELLANEOUS PROGRAMS			
Salaries and expenses	203	203	203
Vaccine injury compensation	8	---	---
Indian Health Services	241	243	243
Indian health facilities	142	145	150
Disease control, research, and training	66	67	68
Program management	99	99	99
Grants to States for medicaid	7	---	---
State grants and demonstrations	83	142	164
Refugee and entrant assistance	24	10	---
Social services block grant	1	1	1
Children and families services programs	4	1	1
Temporary assistance for needy families	400	---	800
Children's research and technical assistance	1	---	---
Aging services programs	1	1	1
General departmental management	147	149	151
Health activities funds	7	7	7
Office of the Inspector General	1	1	1
OTHER MISCELLANEOUS PROGRAMS Subtotal.....	1,435	1,069	1,889
TOTAL, OTHER PROGRAMS.....	1,450	1,084	1,904

TABLE 5

FEDERAL FUND UNOBLIGATED BALANCES EOY, BY AGENCY and PROGRAM
(In millions of dollars)

Program	2002 actual	2003 estimate	2004 estimate
** AGENCY TOTAL, ALL PROGRAMS **	2,432	4,066	4,880
AGENCY: <u>Department of Homeland Security</u>			
CAPITAL			
PROCUREMENT AND CONSTRUCTION PROGRAMS			
Capital Aquisitions	4	---	---
Federal Law Enforcement training Center Capital Acquisitions	35	---	---
Capital Acquisitions	452	434	342
Disaster Relief	8,222	3,183	1,499
PROCUREMENT AND CONSTRUCTION PROGRAMS Subtotal.....	8,713	3,617	1,841
OTHER REVOLVING FUNDS			
Working Capital Fund	28	---	---
Supply Fund	4	4	4
Yard Fund	50	---	---
National Flood Insurance Fund	1,173	1,514	1,919
OTHER REVOLVING FUNDS Subtotal.....	1,255	1,518	1,923
TOTAL, CAPITAL.....	9,968	5,135	3,764
OTHER PROGRAMS			
RESEARCH AND DEVELOPMENT PROGRAMS			
Operating Expenses	145	26	2
RESEARCH AND DEVELOPMENT PROGRAMS Subtotal.....	145	26	2
OTHER MISCELLANEOUS PROGRAMS			
Departmental Operations	84	101	---
Counterterrorism Fund	54	54	54

TABLE 5

FEDERAL FUND UNOBLIGATED BALANCES EOY, BY AGENCY and PROGRAM
(In millions of dollars)

Program	2002 actual	2003 estimate	2004 estimate
Operating Expenses	265	265	265
Operating Expenses	86	---	---
Customs and border protection	314	262	414
Immigration and Customs Enforcement	268	214	224
Transportation Security Administration	952	960	960
Federal law enforcement training center operating expenses	16	3	---
Office for Domestic Preparedness	72	522	515
Grant Programs	12	12	---
Disaster assistance direct loan program account	7	7	7
Research, development, acquisitions and operations	40	60	80
Operating Expenses	1	2	26
OTHER MISCELLANEOUS PROGRAMS Subtotal.....	2,171	2,462	2,545
TOTAL, OTHER PROGRAMS.....	2,316	2,488	2,547
** AGENCY TOTAL, ALL PROGRAMS **	12,284	7,623	6,311
AGENCY: <u>Department of Housing and Urban Development</u>			
CRITICAL FINANCIAL RESERVES			
CREDIT LIQUIDATING PROGRAMS			
FHA-mutual mortgage and cooperative housing insurance funds liqu	244	---	---
FHA-general and special risk insurance funds liquidating account	528	---	---
Housing for the elderly or handicapped fund liquidating account	90	---	---
Guarantees of mortgage-backed securities liquidating account	6,950	7,270	7,625
CREDIT LIQUIDATING PROGRAMS Subtotal.....	7,812	7,270	7,625
INSURANCE AND OTHER PROGRAMS			
Low-rent public housing--loans and other expenses	20	21	26
FHA-mutual mortgage insurance capital reserve account	22,848	26,393	31,617
INSURANCE AND OTHER PROGRAMS Subtotal.....	22,868	26,414	31,643
TOTAL, CRITICAL FINANCIAL RESERVES.....	30,680	33,684	39,268

TABLE 5

FEDERAL FUND UNOBLIGATED BALANCES EOY, BY AGENCY and PROGRAM
(In millions of dollars)

Program	2002 actual	2003 estimate	2004 estimate
CAPITAL			
PROCUREMENT AND CONSTRUCTION PROGRAMS			
Public housing capital fund	751	117	40
Brownfields redevelopment	4	---	---
Empowerment zones/enterprise communities	3	---	---
Revolving fund (liquidating programs)	20	11	3
Housing for the elderly	2,453	2,453	1,990
PROCUREMENT AND CONSTRUCTION PROGRAMS Subtotal.....	3,231	2,581	2,033
OTHER REVOLVING FUNDS			
Rental housing assistance fund	16	27	38
Homeownership assistance fund	86	84	84
Flexible subsidy fund	291	311	331
Lead hazard reduction	110	100	50
Working capital fund	58	27	19
OTHER REVOLVING FUNDS Subtotal.....	561	549	522
TOTAL, CAPITAL.....	3,792	3,130	2,555
OTHER PROGRAMS			
SUBSIDIZED HOUSING PROGRAMS			
Drug elimination grants for low-income housing	39	---	---
Revitalization of severely distressed public housing (HOPE VI)	587	570	2
Native American housing block grant	139	139	139
Project-based rental assistance	1,738	1,072	---
Community development block grants	1,747	935	900
Homeless assistance grants	1,583	1,575	1,535
Community development loan guarantees program account	7	4	---

TABLE 5

FEDERAL FUND UNOBLIGATED BALANCES EOY, BY AGENCY and PROGRAM
(In millions of dollars)

Program	2002 actual	2003 estimate	2004 estimate
Home investment partnership program	256	251	249
Shelter Plus Care Renewals	19	1	---
Housing opportunities for persons with AIDS	91	---	---
Rural housing and economic development	26	---	---
Homeownership and opportunity for people everywhere grants (HOPE)	5	5	5
Other assisted housing programs	1,420	1,320	1,017
Nehemiah housing opportunity fund	3	3	3
SUBSIDIZED HOUSING PROGRAMS Subtotal.....	7,660	5,875	3,850
RESEARCH AND DEVELOPMENT PROGRAMS			
Research and technology	4	---	---
RESEARCH AND DEVELOPMENT PROGRAMS Subtotal.....	4	---	---
OTHER MISCELLANEOUS PROGRAMS			
Public housing operating fund	26	---	---
Indian housing loan guarantee fund program account	29	25	25
Native Hawaiian Housing Loan Guarantee Fund program account	1	1	1
Housing counseling assistance		30	40
FHA-general and special risk program account	53	53	53
Housing for persons with disabilities		---	463
Fair housing activities	23	22	21
Consolidated fee fund	8	---	---
OTHER MISCELLANEOUS PROGRAMS Subtotal.....	140	131	603
TOTAL, OTHER PROGRAMS.....	7,804	6,006	4,453
** AGENCY TOTAL, ALL PROGRAMS **	42,276	42,820	46,276

AGENCY: Department of the Interior

CRITICAL FINANCIAL RESERVES

CREDIT LIQUIDATING PROGRAMS

TABLE 5

FEDERAL FUND UNOBLIGATED BALANCES EOY, BY AGENCY and PROGRAM
(In millions of dollars)

Program	2002 actual	2003 estimate	2004 estimate
Revolving fund for loans liquidating account	4	---	---
Indian loan guaranty and insurance fund liquidating account	3	---	---
CREDIT LIQUIDATING PROGRAMS Subtotal.....	7	---	---
INSURANCE AND OTHER PROGRAMS			
Tribal special fund	154	112	112
INSURANCE AND OTHER PROGRAMS Subtotal.....	154	112	112
TOTAL, CRITICAL FINANCIAL RESERVES.....	161	112	112
CAPITAL			
PROCUREMENT AND CONSTRUCTION PROGRAMS			
Construction	16	14	14
Land acquisition	38	38	38
Range improvements	8	8	8
Abandoned mine reclamation fund	49	40	35
Construction	92	49	27
Land acquisition	55	45	29
Migratory bird conservation account	5	5	5
North American wetlands conservation fund	34	9	8
Urban park and recreation fund	31	7	---
Operation of the national park system	33	32	32
Construction and major maintenance	372	372	334
Land acquisition and State assistance	244	232	180
Other permanent appropriations	114	115	117
Recreation fee permanent appropriations	298	298	301
Construction	149	66	48
Miscellaneous permanent appropriations	58	58	58
Everglades restoration account	3	2	1
Trust Territory of the Pacific Islands	1	---	---
Compact of free association	15	15	15

TABLE 5

FEDERAL FUND UNOBLIGATED BALANCES EOY, BY AGENCY and PROGRAM
(In millions of dollars)

Program	2002 actual	2003 estimate	2004 estimate
Natural resource damage assessment fund	160	179	199
PROCUREMENT AND CONSTRUCTION PROGRAMS Subtotal.....	1,775	1,584	1,449
OTHER REVOLVING FUNDS			
Wildland fire management	121	82	103
Helium fund	40	39	38
Working capital fund	31	31	34
Permanent operating funds	103	195	128
Interior Franchise Fund	284	348	313
Lower Colorado River Basin development fund	120	5	5
Upper Colorado River Basin fund	16	10	10
Working capital fund	32	21	21
Working capital fund	69	63	58
Special foreign currency program	1	1	1
Working capital fund	32	32	32
OTHER REVOLVING FUNDS Subtotal.....	849	827	743
TOTAL, CAPITAL.....	2,624	2,411	2,192
OTHER PROGRAMS			
FORWARD FUNDED PROGRAMS			
Operation of Indian programs	297	250	230
FORWARD FUNDED PROGRAMS Subtotal.....	297	250	230
RESEARCH AND DEVELOPMENT PROGRAMS			
Utah reclamation mitigation and conservation account	8	7	5
Surveys, investigations, and research	33	20	19
Mines and minerals	1	---	---
Federal aid in wildlife restoration	81	80	79
Cooperative endangered species conservation fund	115	83	47
RESEARCH AND DEVELOPMENT PROGRAMS Subtotal.....	238	190	150

TABLE 5

FEDERAL FUND UNOBLIGATED BALANCES EOY, BY AGENCY and PROGRAM
(In millions of dollars)

Program	2002 actual	2003 estimate	2004 estimate
OTHER MISCELLANEOUS PROGRAMS			
Management of lands and resources	34	29	16
Oregon and California grant lands	2	4	4
Central hazardous materials fund	30	23	15
Service charges, deposits, and forfeitures	13	12	12
Miscellaneous permanent payment accounts	6	6	6
Royalty and offshore minerals management	7	5	3
Regulation and technology	1	1	1
Water and related resources	256	160	80
Bureau of Reclamation loan program account	1	---	---
California Bay-Delta restoration	33	---	---
Central Valley project restoration fund	1	---	---
San Gabriel Basin restoration fund	5	---	---
Colorado River dam fund, Boulder Canyon project	6	1	1
Central Utah Project completion account	1	1	1
Resource management	48	22	20
Multinational species conservation fund	3	1	1
State and tribal wildlife grants	94	75	42
National wildlife refuge fund	3	3	3
Recreational fee demonstration program	4	4	4
Stewardship grants	10	10	8
Landowner incentive program	40	35	15
Miscellaneous permanent appropriations	3	2	1
National recreation and preservation	1	---	---
United States park police	7	---	---
Historic preservation fund	22	20	18
Indian land consolidation	12	5	5
Indian land and water claim settlements and miscellaneous paymen	8	4	
Operation and maintenance of quarters	3	3	3
Assistance to territories	16	16	16
Office of the Special Trustee for American Indians	28	---	---

TABLE 5

FEDERAL FUND UNOBLIGATED BALANCES EOY, BY AGENCY and PROGRAM
(In millions of dollars)

Program	2002 actual	2003 estimate	2004 estimate
Salaries and expenses	3	3	3
National Indian Gaming Commission, Gaming activity fees	3	2	2
OTHER MISCELLANEOUS PROGRAMS Subtotal.....	704	447	280
TOTAL, OTHER PROGRAMS.....	1,239	887	660
** AGENCY TOTAL, ALL PROGRAMS **	4,024	3,410	2,964
AGENCY: <u>Department of Justice</u>			
CAPITAL			
PROCUREMENT AND CONSTRUCTION PROGRAMS			
Salaries and expenses	470	38	---
Construction	54	---	---
Buildings and facilities	622	638	280
PROCUREMENT AND CONSTRUCTION PROGRAMS Subtotal.....	1,146	676	280
OTHER REVOLVING FUNDS			
Working capital fund	276	83	62
Justice prisoner and alien transportation system, U.S. Marshals	24	30	31
Federal Prison Industries, Incorporated	20	20	28
OTHER REVOLVING FUNDS Subtotal.....	320	133	121
TOTAL, CAPITAL.....	1,466	809	401
OTHER PROGRAMS			
OTHER MISCELLANEOUS PROGRAMS			
Salaries and expenses	11	8	7
Counterterrorism fund	49	44	39
Narrowband communications	88	50	---
Telecommunications carrier compliance fund	76	---	---

TABLE 5

FEDERAL FUND UNOBLIGATED BALANCES EOY, BY AGENCY and PROGRAM
(In millions of dollars)

Program	2002 actual	2003 estimate	2004 estimate
Administrative review and appeals	1	---	---
Salaries and expenses, General Legal Activities	12	---	---
Legal activities office automation	9	9	9
Fees and expenses of witnesses	13	6	---
Salaries and expenses, Antitrust Division	4	4	4
Salaries and expenses, United States Attorneys	38	21	21
Salaries and expenses, United States Marshals Service	5	5	5
Assets forfeiture fund	240	161	155
United States trustee system fund	2	1	1
Interagency crime and drug enforcement	8	8	8
Salaries and expenses	69	69	69
Diversion control fee account	7	7	7
Salaries and expenses	11	3	3
Salaries and expenses	---	---	208
Weed and seed program fund	4	---	---
Justice assistance	208	12	---
Public safety officers' benefits	4	---	---
State and local law enforcement assistance	291	---	---
Juvenile justice programs	90	---	---
Community oriented policing services	9	9	3
Crime victims fund	20	---	---
Violent crime reduction trust fund	7	---	---
OTHER MISCELLANEOUS PROGRAMS Subtotal.....	1,276	417	539
TOTAL, OTHER PROGRAMS.....	1,276	417	539
** AGENCY TOTAL, ALL PROGRAMS **	2,742	1,226	940
AGENCY: <u>Department of Labor</u>			
CRITICAL FINANCIAL RESERVES			
INSURANCE AND OTHER PROGRAMS			
Workers compensation programs	175	---	---

TABLE 5

FEDERAL FUND UNOBLIGATED BALANCES EOY, BY AGENCY and PROGRAM
(In millions of dollars)

Program	2002 actual	2003 estimate	2004 estimate
Pension benefit guaranty corporation fund	12,460	12,626	12,724
Special benefits	981	970	916
Panama Canal Commission compensation fund	77	77	77
INSURANCE AND OTHER PROGRAMS Subtotal.....	13,693	13,673	13,717
TOTAL, CRITICAL FINANCIAL RESERVES.....	13,693	13,673	13,717
CAPITAL			
OTHER REVOLVING FUNDS			
Working capital fund	4	4	4
OTHER REVOLVING FUNDS Subtotal.....	4	4	4
TOTAL, CAPITAL.....	4	4	4
OTHER PROGRAMS			
FORWARD FUNDED PROGRAMS			
Training and employment services	985	725	637
State unemployment insurance and employment service operations	104	284	306
Special benefits for disabled coal miners	11	11	11
FORWARD FUNDED PROGRAMS Subtotal.....	1,100	1,020	954
OTHER MISCELLANEOUS PROGRAMS			
Payments to the Unemployment trust fund	38	---	---
Salaries and expenses	1	---	---
Salaries and expenses	8	---	---
Energy employees occupational illness compensation fund	31	---	---
Administrative expenses, Energy employees occupational illness c	93	79	---
Salaries and expenses	8	8	---
Veterans employment and training	1	1	1
Salaries and expenses	38	---	---

TABLE 5

FEDERAL FUND UNOBLIGATED BALANCES EOY, BY AGENCY and PROGRAM
(In millions of dollars)

Program	2002 actual	2003 estimate	2004 estimate
OTHER MISCELLANEOUS PROGRAMS Subtotal.....	218	88	1
TOTAL, OTHER PROGRAMS.....	1,318	1,108	955
** AGENCY TOTAL, ALL PROGRAMS **	15,015	14,785	14,676
AGENCY: <u>Department of State</u>			
CRITICAL FINANCIAL RESERVES			
INSURANCE AND OTHER PROGRAMS			
Fishermen's guaranty fund	3	3	3
INSURANCE AND OTHER PROGRAMS Subtotal.....	3	3	3
TOTAL, CRITICAL FINANCIAL RESERVES.....	3	3	3
CAPITAL			
PROCUREMENT AND CONSTRUCTION PROGRAMS			
Embassy security, construction, and maintenance	892	880	876
Security and maintenance of United States missions (special fore	2	2	1
Construction, IBWC	8	7	6
PROCUREMENT AND CONSTRUCTION PROGRAMS Subtotal.....	902	889	883
OTHER REVOLVING FUNDS			
Working capital fund	174	174	174
OTHER REVOLVING FUNDS Subtotal.....	174	174	174
TOTAL, CAPITAL.....	1,076	1,063	1,057
OTHER PROGRAMS			
OTHER MISCELLANEOUS PROGRAMS			

TABLE 5

FEDERAL FUND UNOBLIGATED BALANCES EOY, BY AGENCY and PROGRAM
(In millions of dollars)

Program	2002 actual	2003 estimate	2004 estimate
Diplomatic and consular programs	356	114	158
Capital investment fund	47	5	---
Educational and cultural exchange programs	71	---	---
Emergencies in the diplomatic and consular service	42	16	-24
Buying power maintenance	16	16	16
Contributions for international peacekeeping activities	46	---	---
International conferences and contingencies	4	3	---
Contributions to international organizations	7	---	---
Arrearage payments	244	---	---
United States emergency refugee and migration assistance fund	49	14	4
International narcotics control and law enforcement	186	49	35
Migration and refugee assistance	58	---	---
Andean counterdrug initiative	133	70	30
Fishermen's protective fund	1	1	1
International Center, Washington, D.C.	1	2	2
International litigation fund	4	5	5
OTHER MISCELLANEOUS PROGRAMS Subtotal.....	1,265	295	227
TOTAL, OTHER PROGRAMS.....	1,265	295	227
** AGENCY TOTAL, ALL PROGRAMS **	2,344	1,361	1,287

AGENCY: Department of Transportation

CRITICAL FINANCIAL RESERVES

INSURANCE AND OTHER PROGRAMS

Aviation insurance revolving fund	102	223	258
Aviation user fees	57	57	40
War risk insurance revolving fund	36	37	38
INSURANCE AND OTHER PROGRAMS Subtotal.....	195	317	336
TOTAL, CRITICAL FINANCIAL RESERVES.....	195	317	336

TABLE 5

FEDERAL FUND UNOBLIGATED BALANCES EOY, BY AGENCY and PROGRAM
(In millions of dollars)

Program	2002 actual	2003 estimate	2004 estimate
CAPITAL			
PROCUREMENT AND CONSTRUCTION PROGRAMS			
Appalachian development highway system	107	---	---
Miscellaneous appropriations	247	198	149
Northeast corridor improvement program	3	---	---
Local rail freight assistance	1	---	---
Pennsylvania station redevelopment project	40	---	---
West Virginia rail development	2	---	---
Interstate transfer grants-transit	7	---	---
Washington Metropolitan Area Transit Authority	1	1	1
Formula grants	1,322	1,336	---
Capital investment grants	3,092	2,518	600
Ship construction	2	4	4
Maritime guaranteed loan (title XI) program account	21	---	---
PROCUREMENT AND CONSTRUCTION PROGRAMS Subtotal.....	4,845	4,057	754
OTHER REVOLVING FUNDS			
Job access and reverse commute grants	145	145	---
Vessel operations revolving fund	8	8	8
OTHER REVOLVING FUNDS Subtotal.....	153	153	8
TOTAL, CAPITAL.....	4,998	4,210	762
0			
OTHER PROGRAMS			
RESEARCH AND DEVELOPMENT PROGRAMS			
Compensation for air carriers	450	---	---
Operations and research	19	---	---
Next generation high-speed rail	9	---	---
Railroad research and development	4	---	---

TABLE 5

FEDERAL FUND UNOBLIGATED BALANCES EOY, BY AGENCY and PROGRAM
(In millions of dollars)

Program	2002 actual	2003 estimate	2004 estimate
Transit planning and research	34	32	---
Research and special programs	56	---	---
Working capital fund, Volpe National Transportation Systems Cent	174	174	174
RESEARCH AND DEVELOPMENT PROGRAMS Subtotal.....	746	206	174
OTHER MISCELLANEOUS PROGRAMS			
Salaries and expenses	10	9	---
Minority business outreach	2	---	9
Transportation planning, research, and development	3	---	---
Essential air service and rural airport improvement fund	1	---	---
Operations	27	---	---
Administrative services franchise fund	57	54	51
State infrastructure banks	1	---	---
Safety and operations	6	---	---
Capital grants to National Railroad Passenger Corporation	24	---	---
Miscellaneous expired accounts	1	1	1
Saint Lawrence Seaway Development Corporation	14	14	14
Pipeline safety	3	---	---
Salaries and expenses	1	1	1
Operating-differential subsidies	125	125	125
Ready reserve force	4	2	2
Maritime security program	3	3	3
Operations and training	7	7	8
Ocean freight differential	164		45
OTHER MISCELLANEOUS PROGRAMS Subtotal.....	453	216	259
TOTAL, OTHER PROGRAMS.....	1,199	422	433
** AGENCY TOTAL, ALL PROGRAMS **	6,392	4,949	1,531

TABLE 5

FEDERAL FUND UNOBLIGATED BALANCES EOY, BY AGENCY and PROGRAM
(In millions of dollars)

Program	2002 actual	2003 estimate	2004 estimate
AGENCY: <u>Department of the Treasury</u>			
CRITICAL FINANCIAL RESERVES			
INTERNATIONAL MONETARY PROGRAMS			
Exchange stabilization fund	23,138	23,444	23,765
INTERNATIONAL MONETARY PROGRAMS Subtotal.....	23,138	23,444	23,765
INSURANCE AND OTHER PROGRAMS			
Check forgery insurance fund	11	11	11
INSURANCE AND OTHER PROGRAMS Subtotal.....	11	11	11
TOTAL, CRITICAL FINANCIAL RESERVES.....	23,149	23,455	23,776
CAPITAL			
PROCUREMENT AND CONSTRUCTION PROGRAMS			
Treasury building and annex repair and restoration	8	8	8
Bureau of Engraving and Printing fund	109	9	-91
Information systems	21	21	21
PROCUREMENT AND CONSTRUCTION PROGRAMS Subtotal.....	138	38	-62
OTHER REVOLVING FUNDS			
Working capital fund	27	27	27
Treasury franchise fund	139	139	139
Federal Financing Bank	1	1	1
United States Mint public enterprise fund	64	64	64
Federal tax lien revolving fund	5	4	4
Office of Thrift Supervision	136	147	154
OTHER REVOLVING FUNDS Subtotal.....	372	382	389
TOTAL, CAPITAL.....	510	420	327

TABLE 5

FEDERAL FUND UNOBLIGATED BALANCES EOY, BY AGENCY and PROGRAM
(In millions of dollars)

Program	2002 actual	2003 estimate	2004 estimate
OTHER PROGRAMS			
FORWARD FUNDED PROGRAMS			
Business systems modernization	171	101	30
FORWARD FUNDED PROGRAMS Subtotal.....	171	101	30
RESEARCH AND DEVELOPMENT PROGRAMS			
Office of Inspector General	1	1	---
Biomass energy development	15	---	---
RESEARCH AND DEVELOPMENT PROGRAMS Subtotal.....	16	1	---
OTHER MISCELLANEOUS PROGRAMS			
Salaries and expenses	5	5	5
Salaries and expenses	4	9	14
Department-wide systems and capital investments programs	27	27	27
Expanded access to financial services	1	1	---
Air transportation stabilization program account	2	2	2
Community development financial institutions fund program account	5		
Presidential election campaign fund	140	178	27
Sallie Mae assessments		1	1
Treasury forfeiture fund	59	52	---
Violent crime reduction program	38	16	---
Salaries and expenses	38	38	40
Payment of anti-terrorism judgments	23	---	---
Continued dumping and subsidy offset	16	32	49
Administering the public debt	5	5	5
Payment of Government losses in shipment	1	---	---
Processing, assistance, and management	30	30	30
Tax law enforcement	1	---	---
OTHER MISCELLANEOUS PROGRAMS Subtotal.....	395	396	200
TOTAL, OTHER PROGRAMS.....	582	498	230

TABLE 5

FEDERAL FUND UNOBLIGATED BALANCES EOY, BY AGENCY and PROGRAM
(In millions of dollars)

Program	2002 actual	2003 estimate	2004 estimate
** AGENCY TOTAL, ALL PROGRAMS **	24,241	24,373	24,333
AGENCY: <u>Department of Veterans Affairs</u>			
CRITICAL FINANCIAL RESERVES			
CREDIT LIQUIDATING PROGRAMS			
Housing liquidating account	26	---	---
CREDIT LIQUIDATING PROGRAMS Subtotal.....	26	---	---
INSURANCE AND OTHER PROGRAMS			
Insurance	1	---	---
Servicemembers' group life insurance fund	1	1	---
INSURANCE AND OTHER PROGRAMS Subtotal.....	2	1	---
TOTAL, CRITICAL FINANCIAL RESERVES.....	28	1	---
CAPITAL			
PROCUREMENT AND CONSTRUCTION PROGRAMS			
Medical care	1,424	726	505
Supply fund	274	274	274
PROCUREMENT AND CONSTRUCTION PROGRAMS Subtotal.....	1,698	1,000	779
OTHER REVOLVING FUNDS			
Canteen service revolving fund	16	10	---
Franchise fund	53	54	54
OTHER REVOLVING FUNDS Subtotal.....	69	64	54
TOTAL, CAPITAL.....	1,767	1,064	833

TABLE 5

FEDERAL FUND UNOBLIGATED BALANCES EOY, BY AGENCY and PROGRAM
(In millions of dollars)

Program	2002 actual	2003 estimate	2004 estimate
OTHER PROGRAMS			
RESEARCH AND DEVELOPMENT PROGRAMS			
Medical and prosthetic research	22	22	22
Medical center research organizations	16	16	16
RESEARCH AND DEVELOPMENT PROGRAMS Subtotal.....	38	38	38
OTHER MISCELLANEOUS PROGRAMS			
Compensation	438	727	7
Burial benefits	129	112	117
Vocational rehabilitation and employment	2		
Education	522	239	---
Pensions	3	1	2
Housing program account	51	41	42
General administration	16	3	1
Office of Inspector General	1	---	---
OTHER MISCELLANEOUS PROGRAMS Subtotal.....	1,162	1,123	169
TOTAL, OTHER PROGRAMS.....	1,200	1,161	207
** AGENCY TOTAL, ALL PROGRAMS **	2,995	2,226	1,040
AGENCY: <u>Corps of Engineers-Civil Works</u>			
CAPITAL			
PROCUREMENT AND CONSTRUCTION PROGRAMS			
Flood control, Mississippi River and tributaries	2	---	---
Construction	918	955	997
Washington aqueduct	1	---	---
Formerly utilized sites remedial action program	2	3	3
PROCUREMENT AND CONSTRUCTION PROGRAMS Subtotal.....	923	958	1,000

TABLE 5

FEDERAL FUND UNOBLIGATED BALANCES EOY, BY AGENCY and PROGRAM
(In millions of dollars)

Program	2002 actual	2003 estimate	2004 estimate
OTHER REVOLVING FUNDS			
Revolving fund	72	44	10
OTHER REVOLVING FUNDS Subtotal.....	72	44	10
TOTAL, CAPITAL.....	995	1,002	1,010
OTHER PROGRAMS			
OTHER MISCELLANEOUS PROGRAMS			
General investigations	39	---	---
Operation and maintenance	120	94	87
General expenses	2	2	18
Flood control and coastal emergencies	72	3	-18
Regulatory program	8	5	2
OTHER MISCELLANEOUS PROGRAMS Subtotal.....	241	104	89
TOTAL, OTHER PROGRAMS.....	241	104	89
** AGENCY TOTAL, ALL PROGRAMS **	1,236	1,106	1,099
AGENCY: <u>Other Defense Civil Programs</u>			
CRITICAL FINANCIAL RESERVES			
INTERNATIONAL MONETARY PROGRAMS			
Foreign currency fluctuations	9	8	8
INTERNATIONAL MONETARY PROGRAMS Subtotal.....	9	8	8
TOTAL, CRITICAL FINANCIAL RESERVES.....	9	8	8
CAPITAL			
PROCUREMENT AND CONSTRUCTION PROGRAMS			

TABLE 5

FEDERAL FUND UNOBLIGATED BALANCES EOY, BY AGENCY and PROGRAM
(In millions of dollars)

Program	2002 actual	2003 estimate	2004 estimate
Salaries and expenses	5	---	---
PROCUREMENT AND CONSTRUCTION PROGRAMS Subtotal.....	5	---	---
TOTAL, CAPITAL.....	5	---	---
OTHER PROGRAMS			
OTHER MISCELLANEOUS PROGRAMS			
Salaries and expenses	1	---	---
Wildlife conservation	4	4	4
OTHER MISCELLANEOUS PROGRAMS Subtotal.....	5	4	4
TOTAL, OTHER PROGRAMS.....	5	4	4
** AGENCY TOTAL, ALL PROGRAMS **	19	12	12
AGENCY: <u>Environmental Protection Agency</u>			
CAPITAL			
PROCUREMENT AND CONSTRUCTION PROGRAMS			
Buildings and facilities	2	---	---
PROCUREMENT AND CONSTRUCTION PROGRAMS Subtotal.....	2	---	---
OTHER REVOLVING FUNDS			
Working capital fund	27	---	---
OTHER REVOLVING FUNDS Subtotal.....	27	---	---
TOTAL, CAPITAL.....	29	---	---
OTHER PROGRAMS			
RESEARCH AND DEVELOPMENT PROGRAMS			

TABLE 5

FEDERAL FUND UNOBLIGATED BALANCES EOY, BY AGENCY and PROGRAM
(In millions of dollars)

Program	2002 actual	2003 estimate	2004 estimate
Science and technology	203	---	---
RESEARCH AND DEVELOPMENT PROGRAMS Subtotal.....	203	---	---
OTHER MISCELLANEOUS PROGRAMS			
State and tribal assistance grants	1,366	---	---
Environmental programs and management	228	---	---
Office of the Inspector General	13	---	---
OTHER MISCELLANEOUS PROGRAMS Subtotal.....	1,607	---	---
TOTAL, OTHER PROGRAMS.....	1,810	---	---
** AGENCY TOTAL, ALL PROGRAMS **	1,839	---	---
AGENCY: <u>Executive Office of the President</u>			
OTHER PROGRAMS			
OTHER MISCELLANEOUS PROGRAMS			
Unanticipated needs for natural disasters	12	12	12
Executive Office of the President	42	42	42
Office of the United States Trade Representative	1	1	1
OTHER MISCELLANEOUS PROGRAMS Subtotal.....	55	55	55
TOTAL, OTHER PROGRAMS.....	55	55	55
AGENCY: <u>General Services Administration</u>			
CAPITAL			
PROCUREMENT AND CONSTRUCTION PROGRAMS			
Federal buildings fund	3,190	2,744	2,500
General supply fund	534	384	311

TABLE 5

FEDERAL FUND UNOBLIGATED BALANCES EOY, BY AGENCY and PROGRAM
(In millions of dollars)

Program	2002 actual	2003 estimate	2004 estimate
PROCUREMENT AND CONSTRUCTION PROGRAMS Subtotal.....	3,724	3,128	2,811
OTHER REVOLVING FUNDS			
Information technology fund	829	750	632
Working capital fund	43	43	43
Federal citizen information center fund	2	2	2
OTHER REVOLVING FUNDS Subtotal.....	874	795	677
TOTAL, CAPITAL.....	4,598	3,923	3,488
OTHER PROGRAMS			
OTHER MISCELLANEOUS PROGRAMS			
Real property relocation	12	12	12
Operating expenses	8	8	8
Electronic government (E-GOV) fund	1	1	1
OTHER MISCELLANEOUS PROGRAMS Subtotal.....	21	21	21
TOTAL, OTHER PROGRAMS.....	21	21	21
** AGENCY TOTAL, ALL PROGRAMS **	4,619	3,944	3,509
AGENCY: <u>International Assistance Programs</u>			
CRITICAL FINANCIAL RESERVES			
CREDIT LIQUIDATING PROGRAMS			
Economic assistance loans liquidating account	88	---	---
Housing and other credit guaranty programs liquidating account	7	---	---
CREDIT LIQUIDATING PROGRAMS Subtotal.....	95	---	---
INTERNATIONAL MONETARY PROGRAMS			
Economic support fund	701	---	---

TABLE 5

FEDERAL FUND UNOBLIGATED BALANCES EOY, BY AGENCY and PROGRAM
(In millions of dollars)

Program	2002 actual	2003 estimate	2004 estimate
United States quota, International Monetary Fund	19,580	19,580	19,580
Loans to International Monetary Fund	8,878	8,652	8,652
Central American reconciliation assistance	1	1	1
INTERNATIONAL MONETARY PROGRAMS Subtotal.....	29,160	28,233	28,233
INSURANCE AND OTHER PROGRAMS			
Contribution to the Inter-American Development Bank	3,798	3,798	3,798
Contribution to the Asian Development Bank	748	748	748
Contribution to the International Bank for Reconstruction and De	7,663	7,663	7,663
Overseas Private Investment Corporation noncredit account	218	213	213
INSURANCE AND OTHER PROGRAMS Subtotal.....	12,427	12,422	12,422
TOTAL, CRITICAL FINANCIAL RESERVES.....	41,682	40,655	40,655
CAPITAL			
PROCUREMENT AND CONSTRUCTION PROGRAMS			
Capital investment fund	---	---	20
PROCUREMENT AND CONSTRUCTION PROGRAMS Subtotal.....	---	---	20
TOTAL, CAPITAL.....	---	---	20
OTHER PROGRAMS			
OTHER MISCELLANEOUS PROGRAMS			
Millennium challenge corporation	---	---	500
Peacekeeping operations	29	---	---
Nonproliferation, antiterrorism, demining, and related programs	107	---	---
International military education and training	1	---	---
Foreign military financing program	308	---	---
United States emergency fund for complex foreign crises	---	---	70
Debt restructuring	144	---	---

TABLE 5

FEDERAL FUND UNOBLIGATED BALANCES EOY, BY AGENCY and PROGRAM
(In millions of dollars)

Program	2002 actual	2003 estimate	2004 estimate
Contribution for the EBRD small and medium enterprise support fu	3	---	---
International affairs technical assistance program	33	21	13
Operating expenses of the Agency for International Development	34	10	20
Operating expenses, Office of Inspector General	3	---	---
Assistance for Eastern Europe and the Baltic States	120	---	---
Development fund for Africa	11	---	---
Sustainable development assistance program	149	---	---
Transition Initiatives	5	---	---
International disaster assistance	54	---	---
Sub-Saharan Africa disaster assistance	1	---	---
Assistance for the independent states of the former Soviet Union	262	---	---
Child survival and disease programs	72	---	---
Development credit authority program account	5	---	---
Property management fund	3	3	2
Overseas Private Investment Corporation program account	6	11	11
Trade and Development Agency	9		
Peace Corps	21	4	4
Inter-American Foundation	2	2	2
African Development Foundation	3	---	---
Special defense acquisition fund	28	18	8
Demobilization and transition fund	1	1	1
OTHER MISCELLANEOUS PROGRAMS Subtotal.....	1,414	70	631
TOTAL, OTHER PROGRAMS.....	1,414	70	631
** AGENCY TOTAL, ALL PROGRAMS **	43,096	40,725	41,306

AGENCY: National Aeronautics and Space Administration

OTHER PROGRAMS

RESEARCH AND DEVELOPMENT PROGRAMS

Science, Aeronautics and Technology	593	414	---
-------------------------------------	-----	-----	-----

TABLE 5

FEDERAL FUND UNOBLIGATED BALANCES EOY, BY AGENCY and PROGRAM
(In millions of dollars)

Program	2002 actual	2003 estimate	2004 estimate
Mission support	47	---	---
Science, aeronautics, and exploration		---	385
RESEARCH AND DEVELOPMENT PROGRAMS Subtotal.....	640	414	385
OTHER MISCELLANEOUS PROGRAMS			
Human space flight	373	278	---
Space flight capabilities	---	---	387
OTHER MISCELLANEOUS PROGRAMS Subtotal.....	373	278	387
TOTAL, OTHER PROGRAMS.....	1,013	692	772
** AGENCY TOTAL, ALL PROGRAMS **	1,013	692	772

AGENCY: National Science Foundation

OTHER PROGRAMS

RESEARCH AND DEVELOPMENT PROGRAMS

Research and related activities	3	---	---
Major research equipment and facilities construction	97	---	---
RESEARCH AND DEVELOPMENT PROGRAMS Subtotal.....	100	---	---

OTHER MISCELLANEOUS PROGRAMS

Education and human resources	93	---	---
OTHER MISCELLANEOUS PROGRAMS Subtotal.....	93	---	---
TOTAL, OTHER PROGRAMS.....	193	---	---
** AGENCY TOTAL, ALL PROGRAMS **	193	---	---

AGENCY: Office of Personnel Management

CAPITAL

TABLE 5

FEDERAL FUND UNOBLIGATED BALANCES EOY, BY AGENCY and PROGRAM
(In millions of dollars)

Program	2002 actual	2003 estimate	2004 estimate
OTHER REVOLVING FUNDS			
Revolving fund	110	110	110
OTHER REVOLVING FUNDS Subtotal.....	110	110	110
TOTAL, CAPITAL.....	110	110	110
OTHER PROGRAMS			
OTHER MISCELLANEOUS PROGRAMS			
Salaries and expenses	7	---	---
OTHER MISCELLANEOUS PROGRAMS Subtotal.....	7	---	---
TOTAL, OTHER PROGRAMS.....	7	---	---
** AGENCY TOTAL, ALL PROGRAMS **	117	110	110
AGENCY: <u>Small Business Administration</u>			
CRITICAL FINANCIAL RESERVES			
CREDIT LIQUIDATING PROGRAMS			
Pollution control equipment fund liquidating account	3	---	---
Disaster loan fund liquidating account	113	---	---
Business loan fund liquidating account	257	---	---
CREDIT LIQUIDATING PROGRAMS Subtotal.....	373	---	---
INSURANCE AND OTHER PROGRAMS			
Surety bond guarantees revolving fund	26	23	20
INSURANCE AND OTHER PROGRAMS Subtotal.....	26	23	20
TOTAL, CRITICAL FINANCIAL RESERVES.....	399	23	20
OTHER PROGRAMS			

TABLE 5

FEDERAL FUND UNOBLIGATED BALANCES EOY, BY AGENCY and PROGRAM
(In millions of dollars)

Program	2002 actual	2003 estimate	2004 estimate
OTHER MISCELLANEOUS PROGRAMS			
Salaries and expenses	56	1	1
Disaster loans program account	71	73	74
Business loan program account	73	73	72
OTHER MISCELLANEOUS PROGRAMS Subtotal.....	200	147	147
TOTAL, OTHER PROGRAMS.....	200	147	147
** AGENCY TOTAL, ALL PROGRAMS **	599	170	167
AGENCY: <u>Social Security Administration</u>			
OTHER PROGRAMS			
OTHER MISCELLANEOUS PROGRAMS			
Payments to social security trust funds	16	16	16
Supplemental security income program	613	23	20
OTHER MISCELLANEOUS PROGRAMS Subtotal.....	629	39	36
TOTAL, OTHER PROGRAMS.....	629	39	36
** AGENCY TOTAL, ALL PROGRAMS **	629	39	36
AGENCY: <u>Appalachian Regional Commission</u>			
OTHER PROGRAMS			
OTHER MISCELLANEOUS PROGRAMS			
Appalachian Regional Commission	20	11	3
OTHER MISCELLANEOUS PROGRAMS Subtotal.....	20	11	3
TOTAL, OTHER PROGRAMS.....	20	11	3
** AGENCY TOTAL, ALL PROGRAMS **	20	11	3

TABLE 5

FEDERAL FUND UNOBLIGATED BALANCES EOY, BY AGENCY and PROGRAM
(In millions of dollars)

Program	2002 actual	2003 estimate	2004 estimate
AGENCY: <u>Broadcasting Board of Governors</u>			
CAPITAL			
PROCUREMENT AND CONSTRUCTION PROGRAMS			
Broadcasting capital improvements	48	---	---
PROCUREMENT AND CONSTRUCTION PROGRAMS Subtotal.....	48	---	---
TOTAL, CAPITAL.....	48	---	---
OTHER PROGRAMS			
OTHER MISCELLANEOUS PROGRAMS			
International broadcasting operations	20	---	---
Broadcasting to Cuba	2	---	---
Buying power maintenance	4	4	4
OTHER MISCELLANEOUS PROGRAMS Subtotal.....	26	4	4
TOTAL, OTHER PROGRAMS.....	26	4	4
** AGENCY TOTAL, ALL PROGRAMS **	74	4	4
AGENCY: <u>Chemical Safety and Hazard Investigation Board</u>			
OTHER PROGRAMS			
OTHER MISCELLANEOUS PROGRAMS			
Chemical Safety and Hazard Investigation Board	1	1	---
OTHER MISCELLANEOUS PROGRAMS Subtotal.....	1	1	---
TOTAL, OTHER PROGRAMS.....	1	1	---
** AGENCY TOTAL, ALL PROGRAMS **	1	1	---

TABLE 5

FEDERAL FUND UNOBLIGATED BALANCES EOY, BY AGENCY and PROGRAM
(In millions of dollars)

Program	2002 actual	2003 estimate	2004 estimate
AGENCY: <u>Commission on Ocean Policy</u>			
OTHER PROGRAMS			
OTHER MISCELLANEOUS PROGRAMS			
Salaries and expenses	6	---	---
OTHER MISCELLANEOUS PROGRAMS Subtotal.....	6	---	---
TOTAL, OTHER PROGRAMS.....	6	---	---
** AGENCY TOTAL, ALL PROGRAMS **	6	---	---
AGENCY: <u>Commodity Futures Trading Commission</u>			
OTHER PROGRAMS			
OTHER MISCELLANEOUS PROGRAMS			
Commodity Futures Trading Commission	13	13	13
OTHER MISCELLANEOUS PROGRAMS Subtotal.....	13	13	13
TOTAL, OTHER PROGRAMS.....	13	13	13
** AGENCY TOTAL, ALL PROGRAMS **	13	13	13
AGENCY: <u>Corporation for National and Community Service</u>			
OTHER PROGRAMS			
OTHER MISCELLANEOUS PROGRAMS			
National and community service programs, operating expenses	48	70	52
Inspector general	1	---	1
OTHER MISCELLANEOUS PROGRAMS Subtotal.....	49	70	53
TOTAL, OTHER PROGRAMS.....	49	70	53

TABLE 5

FEDERAL FUND UNOBLIGATED BALANCES EOY, BY AGENCY and PROGRAM
(In millions of dollars)

Program	2002 actual	2003 estimate	2004 estimate
** AGENCY TOTAL, ALL PROGRAMS **	49	70	53
AGENCY: <u>Court Services and Offender Supervision Agency for the District</u>			
CAPITAL			
PROCUREMENT AND CONSTRUCTION PROGRAMS			
Federal payment to Court Services and Offender Supervision Agenc	13	6	---
PROCUREMENT AND CONSTRUCTION PROGRAMS Subtotal.....	13	6	---
TOTAL, CAPITAL.....	13	6	---
** AGENCY TOTAL, ALL PROGRAMS **	13	6	---
AGENCY: <u>Defense Nuclear Facilities Safety Board</u>			
OTHER PROGRAMS			
OTHER MISCELLANEOUS PROGRAMS			
Salaries and expenses	3	2	1
OTHER MISCELLANEOUS PROGRAMS Subtotal.....	3	2	1
TOTAL, OTHER PROGRAMS.....	3	2	1
** AGENCY TOTAL, ALL PROGRAMS **	3	2	1
AGENCY: <u>Delta Regional Authority</u>			
OTHER PROGRAMS			
OTHER MISCELLANEOUS PROGRAMS			
Delta regional authority	1	1	---
OTHER MISCELLANEOUS PROGRAMS Subtotal.....	1	1	---

TABLE 5

FEDERAL FUND UNOBLIGATED BALANCES EOY, BY AGENCY and PROGRAM
(In millions of dollars)

Program	2002 actual	2003 estimate	2004 estimate
TOTAL, OTHER PROGRAMS.....	1	1	---
** AGENCY TOTAL, ALL PROGRAMS **	1	1	---
AGENCY: <u>Denali Commission</u>			
OTHER PROGRAMS			
OTHER MISCELLANEOUS PROGRAMS			
Denali Commission	2	2	2
OTHER MISCELLANEOUS PROGRAMS Subtotal.....	2	2	2
TOTAL, OTHER PROGRAMS.....	2	2	2
** AGENCY TOTAL, ALL PROGRAMS **	2	2	2
AGENCY: <u>District of Columbia</u>			
OTHER PROGRAMS			
OTHER MISCELLANEOUS PROGRAMS			
Federal payment to the District of Columbia courts	4	2	2
Defender services in District of Columbia courts	19	19	19
Crime victims compensation fund	18	18	18
Federal support for economic development and management reforms	1	---	---
OTHER MISCELLANEOUS PROGRAMS Subtotal.....	42	39	39
TOTAL, OTHER PROGRAMS.....	42	39	39
** AGENCY TOTAL, ALL PROGRAMS **	42	39	39
AGENCY: <u>Equal Employment Opportunity Commission</u>			
CAPITAL			

TABLE 5

FEDERAL FUND UNOBLIGATED BALANCES EOY, BY AGENCY and PROGRAM
(In millions of dollars)

Program	2002 actual	2003 estimate	2004 estimate
OTHER REVOLVING FUNDS			
Education, technical assistance and training revolving fund	3	3	3
OTHER REVOLVING FUNDS Subtotal.....	3	3	3
TOTAL, CAPITAL.....	3	3	3
** AGENCY TOTAL, ALL PROGRAMS **	3	3	3
AGENCY: <u>Export-Import Bank of the United States</u>			
CRITICAL FINANCIAL RESERVES			
CREDIT LIQUIDATING PROGRAMS			
Export-Import Bank of the United States liquidating account	160	---	---
CREDIT LIQUIDATING PROGRAMS Subtotal.....	160	---	---
TOTAL, CRITICAL FINANCIAL RESERVES.....	160	---	---
OTHER PROGRAMS			
OTHER MISCELLANEOUS PROGRAMS			
Export-Import Bank loans program account	557	955	586
OTHER MISCELLANEOUS PROGRAMS Subtotal.....	557	955	586
TOTAL, OTHER PROGRAMS.....	557	955	586
** AGENCY TOTAL, ALL PROGRAMS **	717	955	586
AGENCY: <u>Farm Credit Administration</u>			
CAPITAL			
OTHER REVOLVING FUNDS			

TABLE 5

FEDERAL FUND UNOBLIGATED BALANCES EOY, BY AGENCY and PROGRAM
(In millions of dollars)

Program	2002 actual	2003 estimate	2004 estimate
Revolving fund for administrative expenses	14	15	19
OTHER REVOLVING FUNDS Subtotal.....	14	15	19
TOTAL, CAPITAL.....	14	15	19
** AGENCY TOTAL, ALL PROGRAMS **	14	15	19

AGENCY: Farm Credit System Financial Assistance Corporation

CRITICAL FINANCIAL RESERVES

CREDIT LIQUIDATING PROGRAMS

Financial Assistance Corporation assistance fund liquidating acc	616	359	402
CREDIT LIQUIDATING PROGRAMS Subtotal.....	616	359	402
TOTAL, CRITICAL FINANCIAL RESERVES.....	616	359	402
** AGENCY TOTAL, ALL PROGRAMS **	616	359	402

AGENCY: Farm Credit System Insurance Corporation

CRITICAL FINANCIAL RESERVES

INSURANCE AND OTHER PROGRAMS

Farm credit system insurance fund	1,695	1,864	2,003
INSURANCE AND OTHER PROGRAMS Subtotal.....	1,695	1,864	2,003
TOTAL, CRITICAL FINANCIAL RESERVES.....	1,695	1,864	2,003
** AGENCY TOTAL, ALL PROGRAMS **	1,695	1,864	2,003

AGENCY: Federal Communications Commission

OTHER PROGRAMS

TABLE 5

FEDERAL FUND UNOBLIGATED BALANCES EOY, BY AGENCY and PROGRAM
(In millions of dollars)

Program	2002 actual	2003 estimate	2004 estimate
FORWARD FUNDED PROGRAMS			
Universal service fund	2,263	1,676	1,645
FORWARD FUNDED PROGRAMS Subtotal.....	2,263	1,676	1,645
OTHER MISCELLANEOUS PROGRAMS			
Salaries and expenses	6	---	---
Spectrum auction program account	2	---	---
OTHER MISCELLANEOUS PROGRAMS Subtotal.....	8	---	---
TOTAL, OTHER PROGRAMS.....	2,271	1,676	1,645
** AGENCY TOTAL, ALL PROGRAMS **	2,271	1,676	1,645
AGENCY: <u>Federal Deposit Insurance Corporation</u>			
CRITICAL FINANCIAL RESERVES			
INSURANCE AND OTHER PROGRAMS			
Bank insurance fund	28,678	27,731	---
Savings association insurance fund	10,706	10,853	---
Federal deposit insurance fund	---	---	38,715
FSLIC resolution fund	3,362	3,317	3,335
Office of Inspector General	13	13	13
INSURANCE AND OTHER PROGRAMS Subtotal.....	42,759	41,914	42,063
TOTAL, CRITICAL FINANCIAL RESERVES.....	42,759	41,914	42,063
** AGENCY TOTAL, ALL PROGRAMS **	42,759	41,914	42,063
AGENCY: <u>Federal Drug Control Programs</u>			
OTHER PROGRAMS			
OTHER MISCELLANEOUS PROGRAMS			
High-intensity drug trafficking areas program	2	2	2

TABLE 5

FEDERAL FUND UNOBLIGATED BALANCES EOY, BY AGENCY and PROGRAM
(In millions of dollars)

Program	2002 actual	2003 estimate	2004 estimate
Other Federal drug control programs	13	13	13
OTHER MISCELLANEOUS PROGRAMS Subtotal.....	15	15	15
TOTAL, OTHER PROGRAMS.....	15	15	15
** AGENCY TOTAL, ALL PROGRAMS **	15	15	15

AGENCY: Federal Financial Institutions Examination Council Appraisal Sub

CAPITAL

OTHER REVOLVING FUNDS

Registry fees	4	4	4
OTHER REVOLVING FUNDS Subtotal.....	4	4	4
TOTAL, CAPITAL.....	4	4	4
** AGENCY TOTAL, ALL PROGRAMS **	4	4	4

AGENCY: Federal Housing Finance Board

CAPITAL

OTHER REVOLVING FUNDS

Federal housing finance board	4	---	---
OTHER REVOLVING FUNDS Subtotal.....	4	---	---
TOTAL, CAPITAL.....	4	---	---
** AGENCY TOTAL, ALL PROGRAMS **	4	---	---

AGENCY: Federal Mediation and Conciliation Service

OTHER PROGRAMS

TABLE 5

FEDERAL FUND UNOBLIGATED BALANCES EOY, BY AGENCY and PROGRAM
(In millions of dollars)

Program	2002 actual	2003 estimate	2004 estimate
OTHER MISCELLANEOUS PROGRAMS			
Salaries and expenses	3	3	1
OTHER MISCELLANEOUS PROGRAMS Subtotal.....	3	3	1
TOTAL, OTHER PROGRAMS.....	3	3	1
** AGENCY TOTAL, ALL PROGRAMS **	3	3	1
AGENCY: <u>Federal Trade Commission</u>			
OTHER PROGRAMS			
OTHER MISCELLANEOUS PROGRAMS			
Salaries and expenses	8	8	8
OTHER MISCELLANEOUS PROGRAMS Subtotal.....	8	8	8
TOTAL, OTHER PROGRAMS.....	8	8	8
** AGENCY TOTAL, ALL PROGRAMS **	8	8	8
AGENCY: <u>Intelligence Community Management Account</u>			
OTHER PROGRAMS			
OTHER MISCELLANEOUS PROGRAMS			
Intelligence community management account	3	---	---
OTHER MISCELLANEOUS PROGRAMS Subtotal.....	3	---	---
TOTAL, OTHER PROGRAMS.....	3	---	---
** AGENCY TOTAL, ALL PROGRAMS **	3	---	---
AGENCY: <u>Morris K. Udall Scholarship and Excellence in National Environment</u>			
OTHER PROGRAMS			

TABLE 5

FEDERAL FUND UNOBLIGATED BALANCES EOY, BY AGENCY and PROGRAM
(In millions of dollars)

Program	2002 actual	2003 estimate	2004 estimate
OTHER MISCELLANEOUS PROGRAMS			
Environmental dispute resolution fund	2	---	-1
OTHER MISCELLANEOUS PROGRAMS Subtotal.....	2	---	-1
TOTAL, OTHER PROGRAMS.....	2	---	-1
** AGENCY TOTAL, ALL PROGRAMS **	2	---	-1
AGENCY: <u>National Archives and Records Administration</u>			
CAPITAL			
PROCUREMENT AND CONSTRUCTION PROGRAMS			
Repairs and restoration	43	43	43
PROCUREMENT AND CONSTRUCTION PROGRAMS Subtotal.....	43	43	43
OTHER REVOLVING FUNDS			
Records center revolving fund	13	14	15
OTHER REVOLVING FUNDS Subtotal.....	13	14	15
TOTAL, CAPITAL.....	56	57	58
OTHER PROGRAMS			
OTHER MISCELLANEOUS PROGRAMS			
Operating expenses	22	29	29
National Historical Publications and Records Commission	1	---	---
OTHER MISCELLANEOUS PROGRAMS Subtotal.....	23	29	29
TOTAL, OTHER PROGRAMS.....	23	29	29
** AGENCY TOTAL, ALL PROGRAMS **	79	86	87

TABLE 5

FEDERAL FUND UNOBLIGATED BALANCES EOY, BY AGENCY and PROGRAM
(In millions of dollars)

Program	2002 actual	2003 estimate	2004 estimate
<u>AGENCY: National Credit Union Administration</u>			
CRITICAL FINANCIAL RESERVES			
INSURANCE AND OTHER PROGRAMS			
Credit union share insurance fund	5,522	6,175	6,856
INSURANCE AND OTHER PROGRAMS Subtotal.....	5,522	6,175	6,856
TOTAL, CRITICAL FINANCIAL RESERVES.....	5,522	6,175	6,856
CAPITAL			
OTHER REVOLVING FUNDS			
Operating fund	30	30	30
Community development credit union revolving loan fund	3	3	3
OTHER REVOLVING FUNDS Subtotal.....	33	33	33
TOTAL, CAPITAL.....	33	33	33
** AGENCY TOTAL, ALL PROGRAMS **	5,555	6,208	6,889
<u>AGENCY: National Endowment for the Arts</u>			
OTHER PROGRAMS			
OTHER MISCELLANEOUS PROGRAMS			
National Endowment for the Arts: grants and administration	3	2	---
Challenge America arts fund	1	1	1
OTHER MISCELLANEOUS PROGRAMS Subtotal.....	4	3	1
TOTAL, OTHER PROGRAMS.....	4	3	1
** AGENCY TOTAL, ALL PROGRAMS **	4	3	1

TABLE 5

FEDERAL FUND UNOBLIGATED BALANCES EOY, BY AGENCY and PROGRAM
(In millions of dollars)

Program	2002 actual	2003 estimate	2004 estimate
<u>AGENCY: National Endowment for the Humanities</u>			
OTHER PROGRAMS			
OTHER MISCELLANEOUS PROGRAMS			
National Endowment for the Humanities: grants and administration	5	5	5
OTHER MISCELLANEOUS PROGRAMS Subtotal.....	5	5	5
TOTAL, OTHER PROGRAMS.....	5	5	5
** AGENCY TOTAL, ALL PROGRAMS **	5	5	5
 <u>AGENCY: Institute of Museum and Library Services</u>			
OTHER PROGRAMS			
OTHER MISCELLANEOUS PROGRAMS			
Office of Museum and Library Services: grants and administration	3	3	3
OTHER MISCELLANEOUS PROGRAMS Subtotal.....	3	3	3
TOTAL, OTHER PROGRAMS.....	3	3	3
** AGENCY TOTAL, ALL PROGRAMS **	3	3	3
 <u>AGENCY: National Transportation Safety Board</u>			
OTHER PROGRAMS			
OTHER MISCELLANEOUS PROGRAMS			
Salaries and expenses	10	2	2
Emergency fund	2	1	2
OTHER MISCELLANEOUS PROGRAMS Subtotal.....	12	3	4
TOTAL, OTHER PROGRAMS.....	12	3	4
** AGENCY TOTAL, ALL PROGRAMS **	12	3	4

TABLE 5

FEDERAL FUND UNOBLIGATED BALANCES EOY, BY AGENCY and PROGRAM
(In millions of dollars)

Program	2002 actual	2003 estimate	2004 estimate
AGENCY: <u>Nuclear Regulatory Commission</u>			
OTHER PROGRAMS			
OTHER MISCELLANEOUS PROGRAMS			
Salaries and expenses	36	---	---
Office of Inspector General	1	---	---
OTHER MISCELLANEOUS PROGRAMS Subtotal.....	37	---	---
TOTAL, OTHER PROGRAMS.....	37	---	---
** AGENCY TOTAL, ALL PROGRAMS **	37	---	---
AGENCY: <u>Office of Navajo and Hopi Indian Relocation</u>			
CAPITAL			
PROCUREMENT AND CONSTRUCTION PROGRAMS			
Salaries and expenses	13	5	6
PROCUREMENT AND CONSTRUCTION PROGRAMS Subtotal.....	13	5	6
TOTAL, CAPITAL.....	13	5	6
** AGENCY TOTAL, ALL PROGRAMS **	13	5	6
AGENCY: <u>Oklahoma City National Memorial Trust</u>			
OTHER PROGRAMS			
OTHER MISCELLANEOUS PROGRAMS			
Oklahoma City National Memorial Trust	---	1	1
OTHER MISCELLANEOUS PROGRAMS Subtotal.....	---	1	1

TABLE 5

FEDERAL FUND UNOBLIGATED BALANCES EOY, BY AGENCY and PROGRAM
(In millions of dollars)

Program	2002 actual	2003 estimate	2004 estimate
TOTAL, OTHER PROGRAMS.....	---	1	1
** AGENCY TOTAL, ALL PROGRAMS **	---	1	1
AGENCY: <u>Presidio Trust</u>			
CAPITAL			
OTHER REVOLVING FUNDS			
Presidio Trust	110	75	54
OTHER REVOLVING FUNDS Subtotal.....	110	75	54
TOTAL, CAPITAL.....	110	75	54
** AGENCY TOTAL, ALL PROGRAMS **	110	75	54
AGENCY: <u>Resolution Trust Corporation</u>			
CRITICAL FINANCIAL RESERVES			
INSURANCE AND OTHER PROGRAMS			
Resolution Trust Corporation revolving fund	4	---	---
INSURANCE AND OTHER PROGRAMS Subtotal.....	4	---	---
TOTAL, CRITICAL FINANCIAL RESERVES.....	4	---	---
** AGENCY TOTAL, ALL PROGRAMS **	4	---	---
AGENCY: <u>Securities and Exchange Commission</u>			
CRITICAL FINANCIAL RESERVES			
INSURANCE AND OTHER PROGRAMS			
Investment in Securities Investor Protection Corporation	1,000	1,000	1,000

TABLE 5

FEDERAL FUND UNOBLIGATED BALANCES EOY, BY AGENCY and PROGRAM
(In millions of dollars)

Program	2002 actual	2003 estimate	2004 estimate
INSURANCE AND OTHER PROGRAMS Subtotal.....	1,000	1,000	1,000
TOTAL, CRITICAL FINANCIAL RESERVES.....	1,000	1,000	1,000
OTHER PROGRAMS			
OTHER MISCELLANEOUS PROGRAMS			
Salaries and expenses	29	4	4
OTHER MISCELLANEOUS PROGRAMS Subtotal.....	29	4	4
TOTAL, OTHER PROGRAMS.....	29	4	4
** AGENCY TOTAL, ALL PROGRAMS **	1,029	1,004	1,004
AGENCY: <u>Smithsonian Institution</u>			
CAPITAL			
PROCUREMENT AND CONSTRUCTION PROGRAMS			
Facilities capital	12	10	10
Repair, restoration, and renovation of buildings, National Galle	4	3	2
Construction, JFK Center for the Performing Arts	11	12	13
PROCUREMENT AND CONSTRUCTION PROGRAMS Subtotal.....	27	25	25
TOTAL, CAPITAL.....	27	25	25
OTHER PROGRAMS			
RESEARCH AND DEVELOPMENT PROGRAMS			
Museum programs and related research (special foreign currency p	1	1	1
RESEARCH AND DEVELOPMENT PROGRAMS Subtotal.....	1	1	1
OTHER MISCELLANEOUS PROGRAMS			
Salaries and expenses	35	33	32

TABLE 5

FEDERAL FUND UNOBLIGATED BALANCES EOY, BY AGENCY and PROGRAM
(In millions of dollars)

Program	2002 actual	2003 estimate	2004 estimate
Salaries and expenses, National Gallery of Art	1	---	---
Operations and maintenance, JFK Center for the Performing Arts	3	3	3
OTHER MISCELLANEOUS PROGRAMS Subtotal.....	39	36	35
TOTAL, OTHER PROGRAMS.....	40	37	36
** AGENCY TOTAL, ALL PROGRAMS **	67	62	61
AGENCY: <u>State Justice Institute</u>			
OTHER PROGRAMS			
OTHER MISCELLANEOUS PROGRAMS			
State Justice Institute: salaries and expenses	2	2	2
OTHER MISCELLANEOUS PROGRAMS Subtotal.....	2	2	2
TOTAL, OTHER PROGRAMS.....	2	2	2
** AGENCY TOTAL, ALL PROGRAMS **	2	2	2
AGENCY: <u>Tennessee Valley Authority</u>			
CAPITAL			
OTHER REVOLVING FUNDS			
Tennessee Valley Authority fund	199	519	486
OTHER REVOLVING FUNDS Subtotal.....	199	519	486
TOTAL, CAPITAL.....	199	519	486
** AGENCY TOTAL, ALL PROGRAMS **	199	519	486
AGENCY: <u>United States Enrichment Corporation Fund</u>			
CAPITAL			

TABLE 5

FEDERAL FUND UNOBLIGATED BALANCES EOY, BY AGENCY and PROGRAM
(In millions of dollars)

Program	2002 actual	2003 estimate	2004 estimate
OTHER REVOLVING FUNDS			
United States Enrichment Corporation Fund	1,258	1,329	1,404
OTHER REVOLVING FUNDS Subtotal.....	1,258	1,329	1,404
TOTAL, CAPITAL.....	1,258	1,329	1,404
** AGENCY TOTAL, ALL PROGRAMS **	1,258	1,329	1,404
AGENCY: <u>United States Holocaust Memorial Museum</u>			
OTHER PROGRAMS			
OTHER MISCELLANEOUS PROGRAMS			
Holocaust Memorial Museum	4	3	4
OTHER MISCELLANEOUS PROGRAMS Subtotal.....	4	3	4
TOTAL, OTHER PROGRAMS.....	4	3	4
** AGENCY TOTAL, ALL PROGRAMS **	4	3	4
AGENCY: <u>United States-Canada Alaska Rail Commission</u>			
OTHER PROGRAMS			
OTHER MISCELLANEOUS PROGRAMS			
Contribution to United States-Canada Alaska Rail Commission	4	---	---
OTHER MISCELLANEOUS PROGRAMS Subtotal.....	4	---	---
TOTAL, OTHER PROGRAMS.....	4	---	---
** AGENCY TOTAL, ALL PROGRAMS **	4	---	---
AGENCY: <u>Vietnam Education Foundation</u>			

TABLE 5

FEDERAL FUND UNOBLIGATED BALANCES EOY, BY AGENCY and PROGRAM
(In millions of dollars)

Program	2002 actual	2003 estimate	2004 estimate
OTHER PROGRAMS			
FORWARD FUNDED PROGRAMS			
Vietnam debt repayment fund	---	3	6
FORWARD FUNDED PROGRAMS Subtotal.....	---	3	6
TOTAL, OTHER PROGRAMS.....	---	3	6
** AGENCY TOTAL, ALL PROGRAMS **	---	3	6
AGENCY: <u>** Government-wide totals **</u>			
CRITICAL FINANCIAL RESERVES			
CREDIT LIQUIDATING PROGRAMS Subtotal.....	12,533	9,840	10,202
INTERNATIONAL MONETARY PROGRAMS Subtotal.....	52,307	51,685	52,006
INSURANCE AND OTHER PROGRAMS Subtotal.....	102,755	107,119	113,858
TOTAL, CRITICAL FINANCIAL RESERVES.....	167,595	168,644	176,066
CAPITAL			
PROCUREMENT AND CONSTRUCTION PROGRAMS Subtotal.....	46,299	39,247	34,165
OTHER REVOLVING FUNDS Subtotal.....	16,485	16,758	17,806
TOTAL, CAPITAL.....	62,784	56,005	51,971
OTHER PROGRAMS			
SUBSIDIZED HOUSING PROGRAMS Subtotal.....	7,722	5,878	3,853
FORWARD FUNDED PROGRAMS Subtotal.....	5,695	4,956	6,681
RESEARCH AND DEVELOPMENT PROGRAMS Subtotal.....	9,111	8,081	8,565
OTHER MISCELLANEOUS PROGRAMS Subtotal.....	24,410	13,010	13,330
TOTAL, OTHER PROGRAMS.....	46,938	31,925	32,429
** TOTAL, FEDERAL FUND UNOBLIGATED BALANCES **	277,317	256,574	260,466

TRUST FUNDS

TABLE 6

TRUST FUND OBLIGATED BALANCES EOY, BY AGENCY
(In millions of dollar)

Department or other unit	2002 actual	2003 estimate	2004 estimate
Legislative Branch	13	69	56
Judicial Branch	3	4	4
Department of Agriculture	303	347	387
Department of Commerce	2	---	---
Department of Defense--Military	567	586	609
Department of Education	---	---	6
Department of Energy	5	5	5
Department of Health and Human Services	2,239	2,610	2,383
Department of Homeland Security	155	166	166
Department of Housing and Urban Development	---	5	8
Department of the Interior	377	373	386
Department of Justice	66	40	52
Department of Labor	1,259	1,116	1,130
Department of State	21	19	20
Department of Transportation	49,798	49,547	55,344
Department of the Treasury	67	71	76
Department of Veterans Affairs	1,762	1,827	1,884
Corps of Engineers-Civil Works	236	246	303
Other Defense Civil Programs	3,160	3,288	3,418
Environmental Protection Agency	2,072	2,851	2,822
International Assistance Programs	20,949	22,023	19,126
National Science Foundation	11	11	11
Office of Personnel Management	6,668	7,026	7,323
Social Security Administration	55,213	56,575	58,120
Other Independent Agencies	878	882	607
TOTAL.....	145,824	149,687	154,246

TABLE 7

TRUST FUND OBLIGATED BALANCES EOY, BY MAJOR FUNDS
(In millions of dollars)

Description	2002 actual	2003 estimate	2004 estimate
Forest Service trust funds	217	247	287
Foreign national employees separation pay	302	302	302
Federal supplementary medical insurance trust fund	916	1,017	990
Federal hospital insurance trust fund	966	1,219	1,009
Health care fraud and abuse control account	213	213	213
Sport fish restoration	340	348	360
Unemployment trust fund	1,257	1,114	1,128
Federal old-age and survivors insurance trust fund	38,141	39,002	40,242
Federal disability insurance trust fund	17,458	18,039	18,344
Limitation on administrative expenses	-386	-466	-466
Hazardous substance superfund	2,036	2,777	2,761
Grants-in-aid for airports (Airport and airway trust fund)	4,993	5,149	5,250
Facilities and equipment (Airport and airway trust fund)	1,989	2,036	1,672
Research, engineering and development (Airport and airway trust fund)	206	145	88
Appalachian development highway system (Highway trust fund)	165	90	56
Federal-aid highways	40,411	40,846	43,074
Miscellaneous highway trust funds	527	482	375
National motor carrier safety program	180	137	---
Motor Carrier Safety Grants	---	---	160
Highway traffic safety grants	224	220	345
Discretionary grants (Highway trust fund, mass transit account)	749	341	121
Formula Grants and Research	---	---	3,971
Civil service retirement and disability fund	4,251	4,445	4,691
National service life insurance fund	1,446	1,488	1,526
Foreign military sales trust fund	20,932	22,005	19,108
Military retirement fund	3,135	3,267	3,401
Rivers and harbors contributed funds	112	135	177
Railroad social security equivalent benefit account	518	513	532
Rail industry pension fund	288	296	---
Other	1,137	970	1,093
NON-REVOLVING TRUST FUNDS Subtotal.....	<u>142,723</u>	<u>146,377</u>	<u>150,810</u>

	235	256	279
Employees life insurance fund	202	213	244
Employees and retired employees health benefits funds	2,215	2,368	2,388
Veterans special life insurance fund	292	315	336
Other	157	158	189
REVOLVING TRUST FUNDS Subtotal.....	<u>3,101</u>	<u>3,310</u>	<u>3,436</u>
TOTAL, TRUST FUND OBLIGATED BALANCES.....	<u>145,824</u>	<u>149,687</u>	<u>154,246</u>

TABLE 8

TRUST FUND UNOBLIGATED BALANCES EOY, BY AGENCY
(In millions of dollars)

Department or other unit	2002 actual	2003 estimate	2004 estimate
Legislative Branch	139	85	85
Judicial Branch	567	620	668
Department of Agriculture	335	277	236
Department of Commerce	1	---	---
Department of Defense--Military	71	69	69
Department of Health and Human Services	199	193	190
Department of Homeland Security	66	55	56
Department of Housing and Urban Development	2	---	---
Department of the Interior	264	202	194
Department of Justice	66	28	7
Department of Labor	68	72	76
Department of State	97	97	97
Department of Transportation	30,819	32,824	32,682
Department of the Treasury	313	330	347
Department of Veterans Affairs	137	133	129
Corps of Engineers--Civil Works	449	414	385
Other Defense Civil Programs	223	226	227
Environmental Protection Agency	814	---	---
International Assistance Programs	7	8	9
National Aeronautics and Space Administration	18	15	15
National Science Foundation	21	21	21
Office of Personnel Management	29,944	31,819	33,936
Social Security Administration	171	---	---
Other Independent Agencies	696	641	691
TOTAL.....	65,487	68,129	70,120

TABLE 9

TRUST FUND UNOBLIGATED BALANCES EOY, BY MAJOR FUNDS
(In millions of dollars)

Description	2002 actual	2003 estimate	2004 estimate
Judicial survivors' annuities fund	398	431	461
Judicial officers' retirement fund	168	188	205
Forest Service trust funds	241	195	155
Limitation on administrative expenses	171	---	---
Hazardous substance superfund	761	---	---
Facilities and equipment (Airport and airway trust fund)	476	442	493
Federal-aid highways	29,508	31,961	30,922
Miscellaneous highway trust funds	589	333	154
Formula Grants and Research	---	---	1,066
Coastal wetlands restoration trust fund	198	209	218
Rivers and harbors contributed funds	251	204	165
Gifts and contributions	229	222	262
Other	2,146	1,724	1,693
NON-REVOLVING TRUST FUNDS Subtotal.....	<u>35,136</u>	<u>35,909</u>	<u>35,794</u>
Assessment fund	313	330	347
Employees life insurance fund	24,603	25,992	27,385
Employees and retired employees health benefits funds	5,341	5,827	6,551
Other	94	71	43
REVOLVING TRUST FUNDS Subtotal.....	<u>30,351</u>	<u>32,220</u>	<u>34,326</u>
TOTAL, TRUST FUND UNOBLIGATED BALANCES.....	65,487	68,129	70,120

**BRIDGE TABLES FROM BALANCES
OF BUDGET AUTHORITY TO CASH
BALANCES**

Bridge Tables from Balances of Budget Authority to Cash Balances

The previous tables in this report provide information on the balances of budget authority that are shown in the “Program and Financing” (P&F) schedule of each expenditure¹ account in the *Appendix* to the Budget. The P&F schedule is also known as schedule P.

Balances in Schedule P. Schedule P presents balances of “budget authority”, some of which represent “cash” balances and some of which do not. Specifically, the balances in schedule P consist of balances from:

- Amounts appropriated;
- Offsetting collections credited to expenditure accounts; and
- Contract authority.

Balances of *appropriations* represent cash balances. No further legal action is needed to obtain cash to liquidate obligations incurred against appropriations. Balances of *offsetting collections* credited to expenditure accounts also represent cash balances. They result from laws that authorize the crediting of certain collections of cash (generally from business-like transactions; for example, the selling of stamps) directly to the expenditure accounts. However, balances of unfunded contract authority do not represent cash balances. These result from laws that provide the authority to obligate the federal government in anticipation of receiving cash at a later date to cover disbursements.

Balances in Schedule N. These are balances in special and trust fund receipt² accounts that are “earmarked” by law for one or more programs. For example, the cash balances in the Social Security trust fund receipt accounts are earmarked to pay Social Security benefits. Before these balances are appropriated to expenditure accounts or when they are precluded from obligation because of a provision of law, such as a benefit formula or limitation on obligations, these balances are shown in the “Unavailable Collections” (N) schedules in the *Appendix* to the budget. These schedules appear before the P&F schedules of the expenditure accounts for which the collections have been earmarked. As a general rule, the balances in schedule N represent cash balances.

¹ The federal government spends money out of “expenditure accounts”, also known as appropriation or fund accounts.

² Collections are deposited in “receipt” accounts, except when authorized by law to be credited to expenditure accounts. The amounts in the receipt accounts are eventually appropriated to expenditure accounts.

Relationship of Schedules P and N to Schedule J. The sum of the cash balances in schedules P and N that are associated with a special or trust fund is the total cash balance for the fund. A “Status of Funds” (J) schedule covering all the cash balances is shown in the *Appendix* for selected funds with large cash balances. Also, the cash balances for each account are presented in the *Treasury Combined Statement (TCS)*, which was previously called the *Treasury Annual Report (TAR)*.

The following tables provide bridges from the balances of budget authority to cash balances for the federal funds and for the trust funds. For an explanation of these funds, see chapter 16, “Trust Funds and Federal Funds”, in the Fiscal Year 2004 *Analytical Perspectives* volume.

Table 10 starts with the balances of budget authority in the schedule Ps of the federal funds, subtracts the unfunded balances of contract authority for the federal funds to arrive at the cash balances in the federal fund expenditure accounts, and adds the cash balances in schedule N to arrive at total cash balances for the federal funds group. Table 11 does the same thing for the trust funds group except adjustments must be made for the two trust funds previously mention where the ir respective schedule N is not on a cash basis.

TABLE 10

FEDERAL FUND BRIDGE FROM BALANCES OF BUDGET AUTHORITY EOY
TO CASH BALANCES
(In millions of dollars)

Description	2002 actual	2003 estimate	2004 estimate
Federal fund balances of budget authority.....	872,600	866,697	867,464
Unfunded contract authority:			
Other assisted housing programs	<u>1,320</u>	<u>1,017</u>	<u>1,017</u>
Sub-total, contract authority.....	1,320	1,017	1,017
Cash balances in expenditure accounts.....	871,280	865,680	866,447
Unavailable collections:			
Funds for strengthening markets, income, and supply	10,084	10,003	10,406
Salaries and expenses	563	756	856
National defense stockpile transaction fund	667	791	864
Environmental improvement and restoration fund	966	982	1,010
Abandoned mine reclamation fund	1,533	1,634	1,759
Reclamation fund	3,087	3,396	3,623
Federal aid in wildlife restoration	224	225	228
Land and water conservation fund	13,078	13,190	13,188
Historic preservation fund	2,300	2,383	2,466
Crime victims fund	1,311	1,206	1,081
Nuclear waste disposal	13,041	14,205	15,545
Uranium enrichment decontamination and decommis	2,833	3,364	3,746
Federal buildings fund	575	299	255
Operating Expenses	---	295	335
Guarantees of mortgage-backed securities loan grant	1,696	2,084	2,478
Veterans reopened insurance fund	425	407	386
Overseas Private Investment Corporation noncred	3,123	3,337	3,535
Uniformed Services Retiree Health Care Fund	---	18,322	38,401
Federal supplemental District of Columbia pension	1,343	1,697	2,073
Salaries and expenses	1,954	2,718	3,419
Other	1,455	1,212	1,189
Sub-total, unavailable collections.....	<u>60,258</u>	<u>82,506</u>	<u>106,843</u>
Total Federal fund cash balances.....	931,538	948,186	973,290

TABLE 11

TRUST FUND BRIDGE FROM BALANCES OF BUDGET AUTHORITY EOY
TO CASH BALANCES
(In millions of dollars)

Description	2002 actual	2003 estimate	2004 estimate
Trust fund balances of budget authority.....	211,311	217,816	224,366
Unfunded contract authority:			
Highway trust funds	24,375	27,790	28,451
Other/1	<u>81,693</u>	<u>81,928</u>	<u>90,044</u>
Sub-total, contract authority	106,068	109,718	118,495
Cash balance in expenditure accounts.....	105,243	108,098	105,871
Unavailable collections:			
Aviation trust funds.....	12,462	12,339	10,577
Water resources trust funds.....	2,266	2,345	2,253
Federal disability insurance trust fund.....	137,693	150,578	163,179
Federal employee retirement funds.....	581,229	610,453	641,514
Federal hospital insurance trust fund.....	227,932	254,489	281,800
Federal old-age and survivors insurance.....	1,135,592	1,280,495	1,437,971
Federal supplementary medical insurance.....	37,744	27,608	31,912
Highway trust funds.....	22,233	19,472	23,258
Armed forces retirement funds.....	169,793	177,221	185,210
Railroad retirement trust funds.....	20,791	20,877	21,070
Unemployment trust funds.....	67,271	48,998	49,542
Veterans life insurance funds.....	11,587	11,310	10,968
Other trust funds	10,245	9,822	9,704
Sub-total, unavailable collections.....	<u>2,436,838</u>	<u>2,626,007</u>	<u>2,868,958</u>
Total Trust Fund cash balances.....	2,542,081	2,734,105	2,974,829

/1 Due to computer problems the amount of Unfunded Contract Authority had to be derived manually.

CREDIT REFORM FINANCING ACCOUNTS

TABLE 12
CREDIT REFORM - FINANCING ACCOUNTS WITH UNOBLIGATED BALANCES

Under the Federal Credit Reform Act of 1990 (FCRA), new account structures were established for post-1991 direct loan obligations and loan guarantee commitments. All estimated subsidy costs for new direct loan obligations and loan guarantee commitments are recorded in accounts that are called “program” accounts. All cash flows for the direct loans and loan guarantees are recorded in separate non-budgetary financing accounts. The net cash flows for these transactions are recorded outside the budget totals as a means of financing the deficit. Hence, these accounts are called “financing” accounts. In other words, only the un-reimbursed costs of making or guaranteeing new loans --- the subsidy costs, on a net present value basis, and administrative expenses, on a cash basis --- are counted in the budget totals. The FCRA authorizes financing authority, which permits obligations to be incurred and is parallel to the concept of budget authority. This table presents the unobligated balances of financing authority in the credit financing accounts. The unobligated balances in the direct loan financing accounts are needed to repay Treasury for the amounts borrowed in the past to make loans. These balances also provide working capital to pay the costs of foreclosing, managing, and selling collateral due to default. The unobligated balances in the loan guarantee financing accounts are needed to pay interest subsidies, claims to lenders when a borrower of a federally guaranteed loan is delinquent or in default, and to provide working capital to pay the costs of foreclosing, managing, and selling collateral due to default.

TABLE 12

CREDIT REFORM - FINANCING ACCOUNTS

Description	Unobligated balances, end of year					
	(In millions of dollars)			(By percent)		
	2002	2003	2004	2002	2003	2004
DIRECT LOAN UNOBLIGATED BALANCES:						
Farm storage facility direct loan financing account	81	---	---	0.2	---	---
Agricultural credit insurance fund direct loan financing ac	2,534	---	---	7	---	---
Rural electrification and telecommunications direct loan fi	363	---	---	1	---	---
Rural water and waste disposal direct loans financing accou	110	208	318	0.3	0.8	1.1
Rural housing insurance fund direct loan financing account	113	---	---	0.3	---	---
P.L. 480 direct credit financing account	246	---	---	0.6	---	---
P.L. 480 title I food for progress credits, financing accou	68	---	---	0.1	---	---
Debt reduction - financing account	51	15	28	0.1	0	0.1
Federal direct student loan program financing account	499	---	-3	1.3	---	-*
Business direct loan financing account	309	---	---	0.8	---	---
Disaster direct loan financing account	5,468	---	---	15.1	---	---
Housing direct loan financing account	227	742	780	0.6	2.9	2.8
Foreign military financing direct loan financing account	33	200	200	0	0.7	0.7
Debt reduction financing account	84	105	133	0.2	0.4	0.4
Overseas Private Investment Corporation direct loan financi	46	45	62	0.1	0.1	0.2
Export-Import Bank direct loan financing account	1,002	---	---	2.7	---	---
Other	159	34	29	0.4	0.1	0.1
DIRECT LOAN UNOBLIGATED BALANCES Subtotal.....	11,393	1,349	1,547	31.5	5.3	5.5
LOAN GUARANTEE UNOBLIGATED BALANCES:						
Agricultural credit insurance fund guaranteed loan financin	190	82	13	0.5	0.3	*
Commodity Credit Corporation export guarantee financing acc	1,002	95	244	2.7	0.3	0.8
Local television loan guarantee financing account	---	90	94	---	0.3	0.3
Rural housing insurance fund guaranteed loan financing acco	319	288	280	0.8	1.1	1
Rural business investment program guarantee financing accou	---	57	59	---	0.2	0.2
Rural business and industry guaranteed loans financing acco	101	128	178	0.2	0.5	0.6

TABLE 12

CREDIT REFORM - FINANCING ACCOUNTS

Description	Unobligated balances, end of year					
	(In millions of dollars)			(By percent)		
	2002	2003	2004	2002	2003	2004
Emergency steel guaranteed loan financing account	6	60	60	*	0.2	0.2
Health education assistance loans financing account	345	334	318	0.9	1.3	1.1
Indian guaranteed loan financing account	49	62	77	0.1	0.2	0.2
Air transportation stabilization guaranteed loan financing	197	231	176	0.5	0.9	0.6
Federal family education loan program financing account	7,305	7,964	9,313	20.2	31.4	33.5
Maritime guaranteed loan (title XI) financing account	225	315	332	0.6	1.2	1.1
Community development loan guarantees financing account	56	65	76	0.1	0.2	0.2
FHA-general and special risk guaranteed loan financing acco	1,419	1,284	1,206	3.9	5	4.3
FHA-mutual mortgage insurance guaranteed loan financing acc	1,599	2,071	1,705	4.4	8.1	6.1
Guarantees of mortgage-backed securities financing account	769	809	907	2.1	3.1	3.2
Business guaranteed loan financing account	183	292	215	0.5	1.1	0.7
Housing guaranteed loan financing account	5,090	5,356	5,912	14.1	21.1	21.2
Loan guarantees to Israel financing account	665	710	755	1.8	2.8	2.7
Urban and environmental credit guaranteed loan financing ac	62	35	15	0.1	0.1	0
Overseas Private Investment Corporation guaranteed loan fin	488	654	710	1.3	2.5	2.5
Export-Import Bank guaranteed loan financing account	4,553	2,888	3,448	12.6	11.4	12.4
Other	48	85	133	0.1	0.3	0.4
LOAN GUARANTEE UNOBLIGATED BALANCES Subtotal.....	24,671	23,955	26,226	68.4	94.6	94.4
TOTAL, DIRECT LOAN AND LOAN GUARANTEE BALANCES.....	36,064	25,304	27,773	100.0	100.0	100.0