

*"Still  
The Second  
Best Thing  
About Payday"*

# The NIH Record


*New Format: One-Stop Shopping*

## Research Festival Events Consolidated at Natcher

By **Carla Garnett**

Observing a 9-year tradition, hundreds of NIH'ers seized the opportunity to check out this year's intramural science crops at the 1995 NIH Research Festival, held Sept. 18-22. The venue and format both changed slightly for the annual research harvest: Symposia, workshops and poster sessions were all held under one roof. Employing the campus's new state-of-the-art meeting facilities, the festival adopted more of a "mall" concept so attendees could optimize their time and needn't traverse the campus, hither and yon.

"This year, following Dr. Varmus's suggestion, we tried to consolidate the research activity by bringing the entire scientific program to one location—the Natcher Bldg.," explained Dr. James Battey, director of intramural research at NIDCD and 1995 research festival advisory committee chair. "This change allowed participants in the festival to observe symposia, multiple workshop presentations, and posters at the same time, in the same location,



*Dr. Carlo Tornatore points out specifics of his poster to fellow NINDS'ers Dr. Susan Wray (c) and the poster's coauthor Dr. Belinda Baker-Cairns at the first poster session of NIH Research Festival '95.*

(See RESEARCH FESTIVAL, Page 6)

## Teachers Get Firsthand Knowledge of NCI Work

By **Francis X. Mahaney, Jr.**


Donning a freshly laundered lab coat, Charles Perry leaned over his laminar flow hood in the NCI Laboratory of Molecular Pharmacology as he prepared to pipet cells for his first experiment.

Perry may have been a scientist this summer. But for 9 months out of the year, he teaches biology and chemistry and coaches the school's varsity basketball team at McKinley High, an inner-city school in the District. He is one of five teachers and four students who participated this year in NCI's Adopt-A-School/Teacher Enrichment Program.

Each summer, several teachers from McKinley High spend 8 weeks alongside NCI researchers, learning the scientific techniques, and then bringing new skills back to the classroom.

"Endeavors like the Adopt-A-School Program can make an enormously important contribution to the future of science and, indeed, to society as a whole," said Dr. John Weinstein, Perry's mentor in the Laboratory of Molecular Pharmacology. "It's critical that the next generation of students be excited about science and learn the logical processes that are central to scientific research."

Currently, about 40 percent of U.S. schoolchildren are minorities, said a spokesman with the National Education Association (NEA) in Washington, D.C. About 30



*McKinley High Teacher Charles Perry*

(See ADOPT-A-SCHOOL, Page 4)

## Peter Kim To Give Stetten Lecture, Oct. 18

By **Alisa Zapp**

Harpooning viruses, leucine zippers, and wayward coiled coils fill the publications of protein chemist Dr. Peter Kim, who will present the DeWitt Stetten, Jr. Lecture on Wednesday, Oct. 18. Titled "Design of Proteins and Drugs," the lecture will start at 3 p.m. in Masur Auditorium, Bldg. 10. Sign language interpretation will be available if needed.

Kim is a member of the Whitehead Institute for Biomedical Research and a professor of biology at Massachusetts Institute of

*Dr. Peter Kim*

(See STETTEN LECTURE, Page 2)

## Mixed Results Mark NICHD Labor Study

By **Robert Bock**

A team of researchers supported by NICHD has found that a highly regarded "active management" approach to labor and delivery yielded mixed results for United States women. The extensive clinical trial was the largest, most intensive effort yet to test the new approach.

On one hand, the researchers discovered several benefits of the approach: it decreased the average length of labor, reduced by threefold the percentage of women experiencing labor lasting longer than 12 hours, and also reduced likelihood of maternal fever, an indication of uterine infection.

On the other hand, the method did not reduce the rate of caesarean delivery—something its proponents eagerly hoped it would.

The study appeared as the lead article in the Sept. 21 issue of the *New England Journal of Medicine*. The research team was led by Dr. Fredric D. Frigoletto, Jr.,

(See LABOR/DELIVERY, Page 8)

## STETTEN LECTURE

(Continued from Page 1)

Technology. Since 1993, he has also been an associate investigator of the Howard Hughes Medical Institute.

His research on protein folding and structure provides groundwork for designing molecules that are biologically active, free from toxic side effects, and resistant to breakdown within cells. On a number of occasions he has challenged—and disproven—prevailing models in his field.

Kim has contributed greatly to the understanding of the leucine zipper, a structural motif found in many transcription factors and oncogenes. With his collaborator Dr. Thomas Alber, a crystallographer at Berkeley, Kim confirmed earlier observations that, instead of two straight peptide chains with interdigitating leucines, the structure is really a coiled coil made up of intertwined alpha helices. This work also revealed that the helices are not antiparallel, as predicted, but parallel. With a final sweep, he recently wiped away another longstanding notion, that interactions between oppositely charged residues on different helices stabilize the structure. In fact, they are destabilizing, when compared to interactions between charged and neutral residues.

In 1993, Kim attracted significant attention after discovering how flu viruses infect their victims. He found that the viruses use a spring-loaded, harpoon-like mechanism to embed themselves into living cells. In his lecture he will reveal how this mechanism is used by the Moloney murine leukemia virus. He suspects a similar mechanism is also at work in other viruses, including respiratory syncytial virus and HIV.

Kim is an associate editor of *Cell* and serves on the editorial boards of several journals, including *Protein Science*, *Current Opinion in Structural Biology*, and *Protein Folding and Design*. He is also a member of the council of the Biophysical Society. His many honors and awards include the Excellence in Chemistry award from ICI Pharmaceuticals (1989), the Walter J. Johnson Prize in Molecular Biology from the *Journal of Molecular Biology* (1989), the NAS Award in Molecular Biology from the National Academy of Sciences (1993), the Eli Lilly Award in Biological Chemistry from the American Chemical Society (1994), and the DuPont Merck Young Investigator Award from the Protein Society (1994). From 1990 to 1994, he


was a Pew scholar in the biomedical sciences.

Kim received an A.B. in chemistry from Cornell University (1979) and a Ph.D. in biochemistry from Stanford University (1985), where he worked in the laboratory of Dr. Robert "Buzz" Baldwin. NIGMS has supported Kim's work since 1986.

The Stetten Lecture, sponsored by NIGMS, honors Dr. DeWitt Stetten, Jr., who directed the institute from 1970 to 1974. He had a strong commitment to basic research, especially in genetics, cellular and molecular biology, and chemistry. The lecture series is in its 14th year. □

## Asian Program Planning Starts

The first planning meeting for the 24th annual Asian/Pacific American Heritage Program at NIH is scheduled for Monday, Oct. 23, at noon in the Little Theater, Visitor Information Center, Bldg. 10. The program will be held in May 1996. All interested parties are invited to attend the planning meeting. For more information, call Victor Fung, 6-1895. □



*Dr. Carl M. Mansfield recently joined the Radiation Research Program, Division of Cancer Diagnosis and Treatment, NCI, after retiring as professor and chairman of the department of radiation oncology and nuclear medicine at the Bodine Center for Cancer Treatment, Thomas Jefferson University Hospital and Medical College. He is a former president of the American Radium Society. He was listed in Good Housekeeping magazine as one of the top 184 doctors in America for the treatment of breast cancer. He is a fellow of the American College of Radiology, American College of Nuclear Medicine, and the Philadelphia College of Physicians.*

## Camera Club Meets, Oct. 10

The NIH R&W Camera Club will meet on Tuesday, Oct. 10 at 7:30 p.m. in Bldg. 31, Rm. 6C07. The guest speaker is Joseph Miller, who will speak on "Photographing Flowers Inside." An instructor at Northern Virginia Community College, he will judge the evening's competition topic on architecture. An architectural image is defined as buildings, interiors, ruins, bridges or anything where manmade structures are the principle interest. Formats include B&W prints, color prints, and 35mm slides. Four images can be entered into the novice or advanced levels of competition. □

## Correction/Addition

In the Sept. 12 issue of the *NIH Record*, an obituary for NCI's Dr. Moreshwar V. Nadkarni stated that he coauthored two research papers with Dr. Hiroaki Mitsuya and Dr. Samuel Broder. Nadkarni's son, Dr. Mohan Nadkarni, a physician from Charlottesville, Va., was the actual coauthor of those two papers.

A memorial service for Dr. Moreshwar Nadkarni will be held at Cedar Lane Unitarian Church on Saturday, Oct. 21 at 11 a.m. □

# The NIH Record

Published biweekly at Bethesda, Md., by the Editorial Operations Branch, Division of Public Information, for the information of employees of the National Institutes of Health, Department of Health and Human Services. The content is reprintable without permission. Pictures may be available on request. Use of funds for printing this periodical has been approved by the director of the Office of Management and Budget through September 30, 1996.

**NIH Record Office**  
Bldg. 31, Room 2B-03  
Phone 6-2125  
Fax 2-1485

**Editor**  
Richard McManus  
rm26q@nih.gov

**Assistant Editor**  
Carla Garnett  
cg9s@nih.gov

### Correspondents:

CC, Sara Byars  
DCRT, Mary Hodges  
DRG, Judith Grover  
FIC, Irene Edwards  
NCI, Patricia A. Newman  
NCHGR, Leslie Fink  
NCRR, Lori Mulligan  
NEI, Linda Huss  
NHLBI, Louise Williams  
NIA, Vicky Cahan  
NIAAA, Ann M. Bradley  
NIAID, James Hadley  
NIAMS, Janet Howard  
NICHD, Carol Florance  
NIDA, Mona Brown  
NIDCD, Gail Blatt  
NIDDK, Lisa Schwartzbach  
NIDR, Mary Daum  
NIEHS, Thomas Hawkins  
NIGMS, Wanda Warddell  
NIMH, Marilyn Weeks  
NINDS, Shannon E. Garnett  
NINR, Marianne Duffy  
NLM, Roger L. Gilkeson

The NIH Record reserves the right to make corrections, changes, or deletions in submitted copy in conformity with the policies of the paper and HHS.

## Anti-HIV Therapy Lowers Risk of AIDS, Death

Research supported by NIAID has demonstrated that anti-HIV treatment of individuals with intermediate-stage HIV disease can lower their risk of developing AIDS and, in certain patients, can reduce the risk of death.

In a study of nearly 2,500 HIV-infected volunteers, with initial CD4+ T cell counts between 200 and 500/mm<sup>3</sup>, the drug didanosine (ddI), the combination of ddI plus zidovudine (AZT), and the combination of zalcitabine (ddC) plus AZT were each superior to the widely used first-line therapy, AZT alone, in preventing one or more serious consequences of HIV infection—significantly declining CD4+ T cell counts, developing an AIDS-defining condition or dying. Importantly, when investigators looked only at disease progression or survival in the overall study group, treatment with either ddI+AZT or ddI alone was more effective than AZT monotherapy.

“The results of (this study) build upon previous studies that suggested that antiretroviral therapy could clinically benefit patients with CD4+ T cell counts less than 500/mm<sup>3</sup>,” said Dr. Anthony S. Fauci, NIAID director. “Significantly, the current study also has provided the first conclusive evidence that antiretroviral therapy can reduce the risk of death in asymptomatic people with intermediate-stage HIV disease. Other ongoing clinical trials with the medications in this study, as well as newer antiretroviral agents, promise to help further define the optimal care of all HIV-infected patients.” □

## Brown Bag Concert, Oct. 20

A “brown bag” concert will be presented in the 14th floor assembly hall, Bldg. 10 on Friday, Oct. 20, from noon to 1 p.m. by three NIH employees—Patricia Pillsbury, flute; Ethlyn Howard, piano; and Alisa Zapp, oboe—who are willing to share their talents with Clinical Center patients and NIH staff. The program includes William Grant Still’s miniatures for flute, oboe, & piano, Haydn duet and Loeillet duets. The CC recreation therapy section welcomes others with a similar bent to share their music on Fridays at noon throughout the year. These concerts are intended to provide an informal atmosphere and a moment to “feed the soul” with live music. For more information, call Dr. George Patrick, 6-2278. □

## NLM Exhibit on Medicine in India

NLM’s History of Medicine Division recently opened a new exhibit, “Allopaths, Maharajas, and Vaidyas; Nizams, Jams, and Hakims: Medical Pluralism in the Princely States of India.” Drawing from material in the collections of Dr. Kenneth X. Robbins and NLM, the exhibit focuses on medical practices and royal patronage in the hundreds of Indian states ruled by princes until the time of Indian and Pakistani independence. The exhibit examines the interaction and coexistence of Western allopathic and homeopathic medical systems with the indigenous Ayurvedic, Siddha, and Unani systems, along with other traditional and religious healing practices.

## Cell Cycle Symposium, Oct. 20

The NIH-Wide Cell Cycle Interest Group will hold a 1-day symposium on “The Cell Cycle,” in Natcher Auditorium on Friday, Oct. 20. Speakers will cover a broad range of issues in cell cycle regulation and illustrate a contemporary view of the cell cycle in a variety of organisms including yeast, xenopus and mammalian cells. The symposium is expected to attract a wide range of researchers interested in aspects of cell cycle regulation; persons wishing to attend are encouraged to come early due to the topic’s popularity. Researchers wishing to present posters at the lunchtime poster session should contact Mary Dasso (NICHD, Bldg. 18, Rm. 101, phone: 2-1555; fax: 2-0078; email: mdasso@helix.nih.gov). For more information on the meeting, contact Patrick O’Connor (NCI, Bldg. 37, Rm. 5C19; phone: 6-3269; fax: 2-0752; email: oconnorp@dc37a.nci.nih.gov). □


## Biomedical Calendar Available

The 1995-1996 *Calendar of Biomedical Meetings and Events*, which includes meetings sponsored by NIH as well as those of major medical societies and biomedical research associations, is available from the Division of Public Information, OD. To obtain a copy, call Betty Riley, 6-8855. □

## Diversity Congress Convened, Oct. 25-27

The NIH Diversity Congress convenes for 2½ days, beginning Wednesday, Oct. 25 at 8:30 a.m. in Natcher Auditorium. This event will be a one-time gathering of NIH employees (delegates), who will be nominated by each institute, center and division, and nominees from NIH-wide EEO committees and groups. The Oct. 25 opening session, from 8:30 to 4:30 p.m., is open to all NIH’ers. The sessions on Thursday, Oct. 26 are open to congress delegates only. The closing session on Friday, Oct. 27, from 11 a.m. to 12:30 p.m. will again be open to all NIH’ers. Flyers will be posted showing locations of open sessions, which will also be telecast.

Congress delegates will develop recommendations for the director of NIH’s Office of Equal Opportunity concerning three purposes: to review the effectiveness of existing NIH groups



*Indian princes under the Raj at the turn of the century, from the Robbins collection*

The exhibit will be on display in NLM’s main lobby (Bldg. 38) through Dec. 31. For more information, contact Dr. Stephen Greenberg, 6-5405 (e-mail: hmdref@nlm.nih.gov). □

and committees involved with diversity and EEO issues and make recommendations regarding the possible establishment of an NIH-wide diversity council; to develop the best strategies for implementation of the workplace diversity initiative throughout NIH; and to develop strategies for educating and training the NIH workforce in workplace diversity.

Some of the information delegates will consider is being prepared by NIH-wide EEO committees and groups. General information on diversity and a discussion of best practices will be presented as part of the delegates’ overall education and orientation. NIH employees who are not affiliated with any committee or group may also provide ideas. Send comments in writing by Oct. 13 to Jean Harris, OEO, Bldg. 31, Rm. 2B34, or by fax, 2-0994.

## ADOPT-A-SCHOOL (Continued from Page 1)

percent of inner-city high schools have no physics classes, and approximately 17 percent offer no courses in biology or chemistry, NEA said. Furthermore, this country is facing a critical shortage of teachers trained to teach modern math, physics, and science—a problem that may continue into the next century, NEA added.

According to Weinstein, the Teacher Enrichment Program gives highly motivated educators like Perry a chance to enhance their expertise in scientific research and to develop new ways of communicating the excitement of science to their students.

"I don't pretend to be a scientist, but by being exposed to real science, I become more enthusiastic about teaching it. The summer lab experience enables me to bring my students up to the proper level of academic science for college," said Tom Baldwin, one of the participating science teachers from McKinley.

"By the time my students leave my class next spring, they will learn a lot

*Tom Baldwin worked in the tumor biology and carcinogenesis section.*

more about problem solving and the way scientists actually conduct research. Hopefully, I can also demystify some of the fears that some nonscience majors have about science, give students greater confidence, and influence them to study it," he said.

Perry spent the summer working with Weinstein's research team, which is developing an "information-intensive" strategy for the discovery of new treatments for cancer and AIDS. Over the past 5 years, NCI's Developmental Therapeutics Program has screened nearly 50,000 chemical compounds and a large number of natural products for their ability to inhibit the growth of 60 different human cancer cell lines.

*Thomas Graham worked for NCI's Cancer Information Service.*

The ability of a compound to inhibit any one cell type in no way can explain how the compound is working; however, Weinstein and his collaborators have found, using artificial intelligence and statistics, that the "pattern of inhibition" across 60 cell types provides a sort of molecular fingerprint of the compound's mechanism of action. That information is used in deciding which compounds will advance to trials in humans.

This summer, Perry addressed an intriguing question: would patterns of intracellular signaling be similarly informative as part of a compound's fingerprint? Since calcium is an important messenger in intracellular signaling pathways, Perry, with Dr. Guang Li in Weinstein's group, established an assay measuring calcium flux in cells treated with the screening compounds.

Preliminary results obtained by Perry and Li on breast, prostate, colon, and leukemia cells are encouraging. Epidermal growth factor and bombesin give characteristic calcium signals for the cell lines tested. A bombesin inhibitor prevents the calcium changes, as expected. These findings indicate that Perry's assay is working well.

Besides Perry, Baldwin worked in the tumor biology and carcinogenesis section under Dr. Unnur Thorgeirsson; Versia Kimbrue worked for the NIH Printing Office under Reginald Russell; Cornelius Diya worked in NCI's Review Logistics Branch with Dr. Kirt Vener; and Thomas Graham worked for NCI's Cancer Information Service under Chris Thomsen.

Several times a school year, NCI scientists volunteer their time at McKinley to give lectures and teach students new lab techniques. NCI also lends McKinley surplus computers and lab equipment.

Said Graham, "What I have learned from NCI about cancer has really made me aware of my health, what I eat, and how much exercise I get. And I'll

certainly bring back information about cancer prevention research when I return to McKinley." □

## Revised Grant Kit Available

The newly revised Public Health Service Research Grant Application kit PHS 398 is now available. This form is used for applying to NIH and other parts of the Public Health Service for most grants, with the exception of national research service award fellowships, small business innovation research grants, and Small Business Technology Transfer grants. The revision, dated May 1995 and approved through Sept. 30, 1997, replaces the version that was revised September 1991 and approved through Sept. 30, 1994.

For those interested in applying, the new PHS 398 should be used for receipt

*New grant kit gets inspection.*

dates beginning Sept. 1, 1995, and must be used for the receipt date of Jan. 2, 1996, and thereafter. This includes applications for AIDS research, institutional training grants, new research grants as well as all program project and center grants, and competing continuation, supplemental, and revised grants.

The new kit contains form pages that are separate from the instruction booklet so applicants can keep the booklet as reference for preparing more applications. For more information, call 5-0714. □

## NIDCD Anniversary Lecture

Dr. Stuart Firestein of Columbia University will give the NIDCD Anniversary Lecture, "Sensory Signal Transduction in Olfactory Receptor Neurons," on Oct. 19 at 11 a.m. in the Natcher Conference Center. □

## Fencing Club To Meet

An organizational meeting of the NIH Fencing Club, including class registration, will be held on Tuesday, Oct. 17 at 7 p.m. on the 14th floor of the Clinical Center. The club welcomes beginners and experienced fencers. Contact Larry Pinkus, 5-1214, for more information. □


## NIDDK's William Knowler Honored for Diabetes Research

Dr. William C. Knowler, chief, diabetes and arthritis epidemiology section, NIDDK, is the 1995 recipient of the American Diabetes Association's Kelly West Award for outstanding research in diabetes epidemiology.

The award was presented at the association's annual scientific meeting in Atlanta. Knowler spoke on "Epidemiology, Genetics, and Prevention: The Pima Indian Contribution." The Kelly West Award is given annually in memory of the late Kelly West, a pioneer in the field of diabetes epidemiology.

According to NIDDK director Dr.

Phillip Gorden, "Bill Knowler is widely respected in the research community for his many contributions to our understanding of the epidemiology of diabetes. We at NIDDK are proud of his



*Dr. William Knowler*

accomplishments in the field and the well-deserved recognition that comes with the Kelly West Award."

Knowler has spent 20 years as a physician and epidemiologist studying diabetes and its complications in the Pima Indians, who have the highest prevalence of diabetes in the world. He and his team have applied sophisticated epidemiologic methods to the study of noninsulin-dependent diabetes mellitus in this population, emphasizing interactions of genetic susceptibility, lifestyle, and environmental factors in the development of diabetes and its complications, especially diabetic retinopathy and nephropathy.

Knowler's work in diabetes in American Indians has led to contributions in related fields such as obesity and the origins of American Indians. Knowler's extensive bibliography includes almost 50 scientific papers published or in press. In addition, he has influenced and trained many young investigators who have developed into independent and productive scientists in the United States and Europe. Knowler received the Public Health Service's Commendation Medal for his work in 1991.

Dr. Peter Bennett, chief of the Phoenix Epidemiology and Clinical Research Branch, believes Knowler is one of the

scientific community's most outstanding and deserving investigators for the Kelly West Award. "Bill's expertise in epidemiology, statistics, and clinical medicine have enabled him to make many critical contributions to the epidemiology of diabetes and its complications," he said.

Knowler received a B.A. in mathematics from the University of Iowa in 1968; an M.P.H. from Harvard School of Public Health and an M.D. from Harvard Medical School in 1973; and a Dr.P.H. from Harvard School of Public Health in 1980. He joined NIDDK in 1975 as a staff associate, becoming chief of the diabetes and arthritis epidemiology section in 1979. □

## SRAs Hold Second Meeting

With the reinvention of peer review in full swing and impending reductions in staffing across NIH, the role of the scientific review administrator (SRA)—the person responsible for managing the extramural peer review process—has been the subject of considerable attention. This was one of the major topics of the recent SRA retreat held at the Natcher Bldg.

Sponsored by the NIH review policy committee, chaired by Dr. Carlos Caban, and organized by members of the RPC agenda subcommittee, chaired by Dr. Robert Hammond, NIDDK, the retreat devoted a full day to current issues in review; it is a part of a new continuing education program for NIH extramural staff. There were 233 NIH'ers in attendance, including 198 review staff from both DRG and the 20 institute and center review offices.

In a plenary session, attendees spoke with Dr. Wendy Baldwin, NIH deputy director for extramural research, on peer review issues, and were oriented to the newly revised PHS 398 grant application form. Topics covered during breakout sessions included: reinventing the role of the SRA; a dialog with Dr. Howard Schachman, NIH extramural ombudsman; improving peer review reinvention issues; discussion of progress in developing a new rating system for grant application review; contracts review streamlining; and several demonstrations of computer systems and programs useful for SRAs. Followup will occur through NIH review policy committee and extramural reinvention committee activities. □

## NIAID Funds STD Research

The National Institute of Allergy and Infectious Diseases has established seven Sexually Transmitted Diseases Cooperative Research Centers (STD CRCs) to support collaborative multidisciplinary studies on these serious infections.

Research teams in Seattle, Birmingham, Ala., Bloomington, Ind., Boston, Baltimore, Chapel Hill, and Pittsburgh will receive awards totaling an estimated \$6.2 million in first-year funding.

Scientists estimate that 12 million new cases of STDs, including 40,000 new cases of infection with the human immunodeficiency virus (HIV), will occur in the United States in 1995.

"Despite decades of research, prevention and control programs, rates of STD infection continue to grow in some populations. The emergence of AIDS, a new and fatal STD, further challenges control efforts," said Dr. Anthony S. Fauci, director of NIAID. "A multidisciplinary approach to research programs will utilize the expertise from many different scientific areas to meet these challenges more effectively."

Although different STDs present unique diagnostic, therapeutic and prevention challenges, all STDs share a common mode of transmission. "A research program that addresses these diseases as a group is likely to be highly productive because populations at risk for one STD are at risk for others, and the presence of one infection may influence the acquisition and natural history of another," noted Dr. Penny J. Hitchcock, chief of the Sexually Transmitted Diseases Branch and coordinator of the NIAID projects.

Research in the STD CRCs will focus on the four objectives of the NIAID STD program, which include prevention of infertility, adverse outcomes of pregnancy, cancer of the cervix and other anogenital sites, and HIV infection. Behavioral research efforts are a key component in each of the STD CRCs. □

## Learn to Draw

Anyone can learn to draw. Find your hidden talents at R&W-sponsored drawing classes this fall. Drawing I classes will be offered Tuesday evenings 6:15-8:15 from Oct. 17 to Dec. 5. Drawing II classes are Thursday evenings 6:15-8:15 from Oct. 19 to Nov. 16, Wednesday, Nov. 22, and Thursday, Nov. 30 to Dec. 7. Cost is \$95. To sign up, call Lori Kohan, 4-1440. □

## RESEARCH FESTIVAL CONSOLIDATES AT NATCHER BLDG.

(Continued from Page 1)

for 2 consecutive days.

"In addition," he continued, "plans for the workshops, posters, and symposia came directly from the interinstitute research interest groups, which assured the highest quality in the scientific presentations at the Research Festival. The interest groups, and in particular the interest group chairpeople, were extremely cooperative and helpful, and were the principal reason that this year's festival was successful."

Two scientific symposia, 28 workshops, more than 300 posters in four sessions, a picnic and a scientific equipment show by the Technical Sales Association constituted this year's festival, which kicked off with a 2-day open house featuring guided tours of the Clinical Center (see sidebar).

As with the majority of festival presenters, Dr. Carlo Tornatore of NINDS hoped his project would draw constructive comments from scientific colleagues.

"Well, our poster discusses transplantation, Parkinson's disease and human fetal

cells and those are topics a lot of people are interested in right now," he said, attempting to account for the early crowds that gathered at his booth.

"We're also right by the snack table," added a grinning Dr. Belinda Baker-Cairns, the poster's second author. "We were lucky to get a great location."

A 6-year NIH'er, Tornatore said he and his research partners had already entertained several nibbles from interested collaborators who work at NIDA and NIMH.

"Now we're hoping some immunologists come by so we can talk to them," he said. "That's where you get your new ideas, from outside your discipline."

Another poster presenter and member of an already well-established collaboration, Dr. Richard Chadwick of NCRR, agreed.

"The meaning of Research Festival is to show our work, meet other scientists and exchange ideas," he said. Chadwick and his partners Drs. Kuni Iwasa of NIDCD and Emiliios Dimitriadis of NCRR presented research on outer hair cell motility and its role in hearing. The unique presentation included a continuous video, "Passive and Active Wave Propagation in the Cochlea," produced by the trio with help from NCRR's Medical Arts and Photography Branch.

The Iwasa-Chadwick-Dimitriadis collaboration began several years ago, Iwasa recalled, when "I was trying to describe the mechanical displacements of the outer hair cell, so I sought out

Chadwick's biomechanics group who have known expertise in that area."

Iwasa and Chadwick further explained, "The ear canal is like a labyrinth and we are now trying to clear up some of the mysteries of how the ear works and the origin of some disorders such as tinnitus and Meniere's disease."

Rookie poster presenter Matthew Rogell of NIMH said participating in the festival is just another factor that helped him

*DCRT's Valentina Di Francesca and Dr. Peter Munson (r) explain details of their project to Dr. Willie F. Vann of FDA's Center for Biologics Evaluation and Research.*

Photos: Bill Branson

*Michelle Adams of NIMH and an unidentified colleague discuss the project she worked on with freshman Research Festival presenter Matthew Rogell (in foreground).*

define his future in medicine. "I plan on entering medical school next year," he said, "and I came to NIH to work in the lab and get some experience in research. There's a great diversity of information here and I've enjoyed the experience. Now I definitely want to add some component of research to my career as a doctor."

The format may evolve and the location may migrate, but for first-year presenters and veterans alike, the Research Festival is a welcome constant, according to Battey.

"The NIH Research Festival is an annual opportunity to showcase the breadth and depth of scientific expertise, talent, and energy that can be found in the Intramural Research Program," he concluded. "It is an opportunity for all scientists on the NIH campus to become reacquainted with ongoing research in areas related and distant from their own work. Perhaps most importantly, it is a reminder that, with all its problems and frustrations, the NIH campus provides a research environment that is most conducive to the unfettered pursuit of new scientific knowledge."


*Dr. Pablo Garcia-Ojeda and Michael Krasnokutsky, both of FDA, fine-tune their presentation for the 2-day annual Research Festival.*

*Drs. Richard Chadwick (l) and Emiliios Dimitriadis (c) of NCRR collaborated with NIDCD's Dr. Kuni Iwasa to produce a poster and video presentation on their outer hair cell research.*


## NIH Hosts 2-Day Open House for Schools, Public

NIH held a 2-day open house, welcoming busloads of school children on Sept. 15 and the public on Sept. 16. Timed to lead off NIH's annual Research Festival and coordinated by NIH Special Projects Officer Tom Flavin, the event featured guided tours of the campus and, for the first time, the Clinical Center.

On Friday, Sept. 15, student groups from about 16 invited area schools arrived at the Natcher Bldg. From there, they were met by NIH staff serving as tour guides, who boarded the buses and led the groups around campus. At the Clinical Center, students left the buses



*Their souvenir bags already filled with pamphlets, a family makes a return trip to the open house tent on Saturday, Sept. 16.*



*Ed Metcalf of Silver Spring learns about the ease of searching NLM databases using Grateful Med from Iris Renner of the library's MEDLARS management section.*



*At left, students listen to an overview of lab work done routinely at the Clinical Center's clinical pathology department. Maureen Sampson (r) of the department's Clinical Chemistry Service provides the narration and responds to questions.*

*The observation deck of the operating room was the undisputed highlight of open house tours hosted by NIH for several area schools on Sept. 15.*

and visited the observation deck of an operating room. Lively question-and-answer sessions followed short overviews by OR staff of surgery protocol. The OR tours were clearly the big hit among students, who were outfitted with souvenir scrub gear as they exited.

CC staff guides then led the groups to the clinical pathology department for a briefing on lab procedures or the Visitor Information Center, where students were able to participate in hands-on demonstrations on several

clinical topics including lab safety techniques and blood pressure screening.

Finally, groups were shown back to the Natcher Bldg. lawn where a tent donated by the Technical Sales Association was erected. Institute information offices staffed booths and distributed publications on various




*Led by NIH staff, students from more than a dozen area schools—including Paint Branch High Schoolers shown above—accepted NIH's invitation to tour the campus.*

disease research and other health brochures.

On Saturday, Sept. 16, the public was invited to explore NIH from 10 a.m. to 3 p.m. Hundreds of guests took advantage of several attractions added to the campus circuit—tours of the National Library of Medicine and the Children's Inn at NIH, and safety demonstrations by NIH's fire department and rescue squad.

Photos: Ernie Branson



*A host of children were appointed honorary fire chiefs during NIH's public open house activities held on the Natcher lawn.*

## LABOR/DELIVERY

(Continued from Page 1)

from the departments of obstetrics and gynecology at Brigham and Women's Hospital in Boston and Harvard Medical School when the study was conducted, and now at Massachusetts General Hospital. In addition to financial support from NICHD, the investigators also received funding from Brigham and Women's Hospital and the Harvard Community Health Foundation.

In recent years, concern has been voiced that the caesarean rate may be too high, as caesarean delivery carries an increased risk of maternal and infant illness and death. In the report *Healthy People 2000: National Health Promotion and Disease Prevention Objectives*, the Department of Health and Human Services recommended that the caesarean rate be reduced to no more than 15 deliveries per 100 births. Approximately 24 percent of all births now are by caesarean section.

The active management approach to labor was pioneered by physicians at the National Maternity Hospital in Dublin, Ireland, the authors explained in the article. This approach involves strict criteria for diagnosing labor, intervention with a labor-inducing drug in the event of weak uterine contractions, and ensuring that hospital staff never leave a woman unattended during labor. Because the rate of caesarean delivery at the National Maternity Hospital has remained consistently lower than in most of the industrialized world, many practitioners of obstetrics have employed it to try to reduce caesarean rates at their facilities. Several smaller studies have also found that the approach reduced caesarean rates.

A total of 1,915 women delivering their first baby participated in the U.S. study. Of these, 1,009 were assigned to the active management group, and the remaining 906 were assigned to the usual care group before the 30th week of pregnancy. Women in the usual care group were observed in the hospital labor and delivery unit, which was staffed with one nurse for every two patients, until a late stage of labor, when a single nurse provided care to each patient.

Unlike the active management group, the physicians in the usual care group did not adhere to a standardized protocol for administering or stopping oxytocin, the drug used for initiating or intensifying labor. Women in the active management group were seen by nurse midwives throughout the course of their labor.

Fetal monitoring was used for both groups of women, and all the women had similar access to pain relieving methods.

All of the women received prenatal care from their own health care providers. Women in the active management group took classes that explained the active management method. Women in the usual care group received payments to allow them to take childbirth education classes they chose for themselves.

Caesarean rates did not differ significantly—10.9 percent for the active management group, versus 11.5 percent in the usual care group.

"Although the results are not what was hoped for regarding caesarean section rates, the trial did identify several advantages of the active management method," said Dr. Donald McNellis, a project officer with NICHD's Pregnancy and Perinatology Branch.

For example, the median duration of labor was 6.2 hours in the active management group, versus 8.9 hours in the usual care group. Furthermore, the percentage of women experiencing labor lasting longer than 12 hours was three times higher in the usual care group than in the active management group—26 percent versus 9 percent.

The active management group also was significantly less likely to experience maternal fever during delivery. These infections may jeopardize a fetus' life and place him or her at greater risk of neonatal infections.

The researchers found that the active management group and the usual care group experienced similar caesarean section rates in the first stage of labor. Moreover, these rates were similar to caesarean section rates in Ireland.


For the second stage of labor, the caesarean section rate was again similar for both the active management and usual care groups. However, the rates for both of these groups were much higher than typically seen in the Irish studies, suggesting that some unexplained difference may exist between obstetrical practices in America and Ireland.

"This difference suggests the need for a careful assessment of practices for the management of the second stage of labor in North America," the investigators wrote.

Unlike previous studies, the current study excluded women with conditions such as hypertension and diabetes, which predispose them to higher caesarean rates. □

## New NLM Regents Appointed

Two new members have been named to 4-year appointments on NLM's board of regents: Dr. Tenley E. Albright and Dr. Sherrilynne Shirley Fuller. The board



Dr. Tenley E. Albright


meets three times a year to review NLM programs and recommend policy to the NLM director.

Albright, a general surgeon in private practice, is a graduate of Radcliffe College and Harvard Medical School.

She has also received half a dozen honorary doctorates over her career. She has written extensively on subjects relating to cancer and about sports medicine.

Albright won an Olympic gold medal in figure skating in 1956.

Fuller is director of the Health Sciences Library and Information Center of the University of Washington in Seattle. That



Dr. Sherrilynne Fuller

library serves as the regional medical library for region 6 of the National Network of Libraries of Medicine. Fuller received her undergraduate degree and an M.L.S. from Indiana University, and her doctorate in library and information management from the University of Southern California. □

## Are You a Native American?

NIH employees interested in tracing their Native American ancestry can contact the Office of Equal Opportunity's Native American Employment Program for assistance, 6-9281. John Medina III, NIH Diversity Program manager, has collected a national listing of: Indian tribes, groups, bands, and organizations; National Archives and Records Administration offices; Bureau of Indian Affairs area offices; and Bureau of Vital Statistics registration offices, to initiate your search. The burden of proof of Native American ancestry rests with the individual claiming possession of Indian blood; call Medina for help. □



## Seven Members Named to NIAID Council

Seven new members have been named to the National Advisory Allergy and Infectious Diseases Council, the principal advisory body to NIAID.

They are: Dr. Laurie H. Glimcher, professor of immunology in the department of cancer biology, Harvard School of Public Health; Dr. Philip Christy Hopewell, professor of medicine and chief of pulmonary and critical care medicine, department of medicine, University of California, San Francisco; Dr. Samuel C. Silverstein, professor and chairman of the department of physiology and cellular biophysics, Columbia University College of Physicians and Surgeons; Louise M. Jacobbi, executive director of the Louisiana Organ Procurement Agency in Metairie, La.; Mildred Williamson, program administrator of the women and children's HIV program, Cook County Hospital, Chicago; Martin Delaney, founding director of Project Inform, San Francisco; and Dr. Gary B. Carpenter, an ex-officio member representing the Department of Defense.

Glimcher has served as professor of medicine at Harvard Medical School since 1990 and as associate rheumatologist and immunologist at Brigham and Women's Hospital since 1986. She participated as a member of the NIH allergy and immunology study section from 1988 to 1992 and served on the federal task force on women's health in 1991.

Hopewell is director of the Robert Wood Johnson National Tuberculosis Program, director of the UCSF Model Tuberculosis Prevention and Control Program and president-elect of the American Thoracic Society.

Silverstein's career combines his research interests, the structure and function of immune cells, with his public policy concerns as an advocate of basic biomedical research. A past president of the Federation of the American Societies for Experimental Biology, he founded and directs Columbia University's Secondary Science Program, a summer educational opportunity for New York City science teachers.

Jacobbi heads an NIAID-funded project to enhance organ recovery through the development of a donor registry. She has managed a histocompatibility immunodiagnostic testing laboratory, taught at Louisiana State University Medical Center, and is on the board of directors of the American Liver Foundation.

Williamson's professional activities have focused on promoting health and social programs that affect underserved populations. As a part of her position at Cook County Hospital, she heads an AIDS prevention training program for health educators, a project funded by the Chicago department of health.

Delaney, who established Project Inform, an organization that provides information about AIDS treatment, is a nationally known advocate for people with HIV.

Carpenter is the allergy and immunology consultant to the surgeon general of the Army and is the chief of allergy and immunology at Walter Reed Army Medical Center. He is also assistant professor of medicine and pediatrics at the Uniformed Services University of the Health Sciences.

## Phage Display Symposium, Workshop Offered, Oct. 27

The postdoctoral Structural Biology Interest Group is presenting an NIH-wide Symposium on Phage Display Technology with an accompanying workshop on Friday, Oct. 27 in the Cloister, Bldg. 60. Phage display methods, first developed in 1985, allow the design of peptides and proteins to be coexpressed as fusion products on the outer surface of phage particles. Mimicking receptor-ligand interactions, the phage fusion products can be easily selected by binding to antibodies, DNA/RNA, or other peptides, to give a fairly homogeneous population of phage expressing the protein of interest.

The symposium will take place in the morning and will include Drs. George Smith, Brian Kay, Henry Lowman and Stan Opella as speakers. In the afternoon there will be a series of workshops to introduce NIH scientists to details of the experimental procedures and provide a forum for the exchange of ideas.

Sign-up is required for the workshop presentations, as space is limited. For more information or to sign up for the workshops, email Dr. William Dexter Kennedy: [pkennedy@speck.niddk.nih.gov](mailto:pkennedy@speck.niddk.nih.gov) or call Dr. Teresa Strzelecka, 6-2815. □


## Correction to Flu Shot Days

The flu immunization schedule on page 12 of the Sept. 26 *NIH Record* listed incorrect days for the EPN location. For employees whose last names begin with A-L, the day is Thursday, Oct. 19; for M-Z, Thursday, Nov. 2. All times are correct as printed.

## Bone Diseases Meeting Set

On Wednesday, Oct. 18, representatives from the National Institute of Dental Research, the National Osteoporosis Foundation, the Paget Foundation, and the National Institute of Arthritis and Musculoskeletal and Skin Diseases, will speak to the federal working group on bone diseases on osteoporosis and on an upcoming seminar on Paget's disease of bone and related bone diseases.

The meeting will be held in Bldg. 31, Conf. Rm. 8, from 9:30 to 11:30 a.m. For more information call Sharon Louis, 6-0801. □



*Dr. Anthony S. Fauci (c) welcomes new NIAID council members (from l) Dr. Gary B. Carpenter, Martin Delaney, Mildred Williamson, Dr. Samuel C. Silverstein, Louise M. Jacobbi, Dr. Philip C. Hopewell, and Dr. Laurie H. Glimcher.*


## The NIH Life Sciences Education Connection



The Office of Science Education (OSE) is pleased to announce the addition of Cassandra Isom to its staff. Isom, a senior health education analyst with OSE, will serve as a liaison between NIH and the D.C. and Montgomery County school systems.

Isom is currently working on two projects for OSE. First, she is developing a role for NIH in the D.C. school system's science education reform efforts. The D.C. school system is beginning to implement kit-based science into the classrooms. The schools purchase the kits, which contain everything a teacher needs to lead a hands-on science activity with a classroom. Isom is working to develop a role for volunteer NIH scientists who may work with teachers to promote the effective use of kits in teaching students about the scientific process.

Also, she is developing an NIH Mini-Med School in the District of Columbia. This program, which will be sponsored by the Association of American Medical Colleges, will be modeled after the popular NIH Mini-Med School held on campus each spring. The Mini-Med School for D.C. is being planned for next spring. It will probably be held at Ballou



Cassandra Isom

Senior High School because of the special emphasis Ballou places on science. Ballou has a new Mathematics, Science, Technology Academy, which provides an academically rigorous curriculum for select students from throughout the city. The Mini-Med School will be open to teachers, students, and the community. OSE is forming an advisory committee to identify topics that will be of interest to people in the community.

Isom comes to OSE after having served as assistant director for workforce solutions at the Office of Human Resources Management, where she oversaw three divisions: development and training, career resources, and human resource systems. Isom says she was pleased to take the assignment with the

OSE because "it seemed like a perfect fit at this point in my career." Isom is a native Washingtonian. "To be able to work with the D.C. school system is a dream come true," she says. "I see this as an exciting and meaningful assignment."

Anyone interested in the projects being developed between NIH and the D.C. school system should contact Isom, 2-2469.

✎ If you would like to help with science education outreach in local elementary schools, register to participate in an information/recruitment workshop for the Science Alliance program. This program, which teams NIH scientists and

local elementary school teachers, needs volunteers. Inquiry-based science education will be discussed and demonstrations of successful hands-on classroom activities will be presented. The workshop will be held Friday, Oct. 20 at the Cloisters beginning at 1 p.m. Call Anne Baur, 2-2828, to register. Participation is limited to 50. □

## Arthritis Meeting Set

On Thursday, Oct. 19, representatives from the National Institute of Allergy and Infectious Diseases, the National Institute of Dental Research, the U.S. Department of Education (the National Institute on Disability and Rehabilitation Research), the National Institute of Nursing Research, and the National Institute of Arthritis, Musculoskeletal and Skin Diseases will speak to the arthritis and musculoskeletal diseases interagency coordinating committee on agency research and research-related activities in the areas of rheumatoid arthritis and osteoarthritis.

The meeting will be held in Bldg. 31, Conf. Rm. 8, from 1:30 to 4 p.m. For more information call Sharon Louis, 6-0801. □


## FAES Concert, Oct. 22

The third concert of the 1995-96 FAES Music Series features the Raphael Ensemble at 4 p.m. on Oct. 22, Masur Auditorium, Bldg. 10. Tickets are \$25 at the door, \$12.50 for students. For information, call 6-7975. □

## Mary Gamboa Retires from NIAMS Grants Office

Mary Gamboa recently retired from NIAMS after spending the past 15 years in federal government service. She had been with the Grants Management Branch as secretary to the chief.

Gamboa was born Mary Carroll Lowell in Lancaster, Pa. She is known by family and friends as "MC" or "Mary Carroll." She attained her bachelor's degree in English in 1952 from the former Dumbarton College in northwest Washington, D.C. Her father and uncle were both physicians. Her uncle was one of the first Public Health Service medical doctors; he was stationed in the Philippines after the Spanish-American War. While Mary was a student in Washington, D.C., she



Mary Gamboa

met her future husband Edwin Gamboa, who was studying at George Washington University. They now have three children and one grandchild.

Before working at NIH, Gamboa was a real estate agent for a local realtor. She started working at NIH in the office of the NHLBI director. Later, she worked in grants operations at NHLBI. In 1987, she joined the Grants Management Branch, NIAMS, where she worked until retirement. Gamboa has also written several articles on preventive medicine that were published in *NIH HealthLine* and in the *Sentinel* newspaper. The topic of one of these articles was poison ivy; Gamboa continues to get inquiries about this article, which has been reprinted in many other

publications.

Gamboa is warmly recognized by her associates as "caring" and "motherly." Dr. Michael Lockshin, former acting director of NIAMS, said, "I have always been fond of Mary. She has a sweet nature and is unflappable with a sense of calm and comfort. NIAMS is full of good people. She is definitely top notch." Brenda Vanags of the Scientific Information and Data Systems Branch thinks of Gamboa as "always having a smile and a twinkle in her eye."

Gamboa plans on being active in retirement. She will make frequent trips to visit friends and relatives in Lancaster, travel with her husband, and spend time with her children and grandson. She will also continue her career in real estate, and if that's not enough, she wants to learn to speak Italian.—Janet Howard □

## Byrne, Papanicolas, and Reed Retire from Dental Clinic

With more than 100 years of government service among them, Betty Byrne, Marie Papanicolas, and Barbara Reed retired recently, taking advantage of the latest buyout offer. All three have been with NIDR's Clinical Investigations and Patient Care Branch since the 1960's—Byrne as a receptionist, Papanicolas as a health technician, and Reed as secretary to the clinic's chief.

"When we started here, the workplace was much more formal," said Papanicolas, as the three began reminiscing about their years at NIDR's clinic. "We had to wear white dress uniforms, including white shoes. And, of course, no slacks," she said. "Everyone was addressed 'Dr.' or 'Miss.' Those things have changed for the better!"

Recalling the many changes that have taken place over the past 30 years, all agreed that NIH has continued to be a fascinating place to work.

"For one thing, being in the Clinical Center has given us a chance to see a lot of celebrities—presidents, first ladies, movie stars," Byrne said. "It really has been interesting."

Byrne joined NIDR in 1968 after working for the Federal Bureau of Investigation. She will spend her retirement visiting with her two grand-nephews and continuing to indulge her pastime of exploring antique shops and flea markets.

Papanicolas began her government career in the dental clinic in 1963 and has been there ever since. As lead health technician, her job was to oversee the dental assistants. Future plans include reading, visiting with her children and five grandchildren, and traveling.

Reed joined NIH in 1960 after working for the Navy and Air Force. Initially, she worked for NIDR, then was a secretary to the deputy director of the Clinical Center. After a break in service to stay home with two adopted children, she returned to NIDR. She has served as secretary to 10 dental clinic chiefs during her 30 years at the institute.

In addition to her varied duties as secretary to the clinic's chief, Reed also served as the clinic's chief hostess. "I can't count the number of parties I've planned over the last 30 years," says



*Will they keep in touch with each other? Absolutely, they say. New retirees are (from l) Barbara Reed, Marie Papanicolas, and Betty Byrne.*

Reed, whose colleagues fondly refer to her as "our very own Perle Mesta."

Retirement will be spent with her children and four grandchildren and on activities such as volunteer office work for the Montgomery County Police.

All agree that they'll miss the people they've come to know. "Working together for a long time is like having a second family," said Papanicolas.

"I've made a lot of friends here," adds Reed. "I certainly will miss them."

The three retirees are native Washingtonians and will continue to live in the area. □

### Use or Lose Annual Leave

Annual leave over the maximum carryover balance (in most cases 240 hours) is normally forfeited if not used by the end of the current leave year. If you have not already planned to take those excess hours of annual leave, you should discuss your leave with your supervisor now while there is still time to schedule it. Your biweekly Earnings and Leave Statement tells you how much annual leave you must use before the leave year ends on Saturday, Jan. 6.

In spite of planning, circumstances sometimes arise that prevent you from taking leave that has been scheduled and approved earlier during the leave year. In such cases, you and your supervisor are jointly responsible for ensuring that any "use or lose" leave is rescheduled in writing. This year, your "use or lose" leave must be scheduled in writing not later than Saturday, Nov. 25.

Any questions about "use or lose" leave policy should be directed to the personnel office that serves your ICD. □

### Healthy Volunteers Sought

NIMH requires healthy men and women ages 20-35 for study of brain function and structure, using PET and MRI techniques. The PET scan involves exposure to an amount of radiation that is within both NIH and FDA guidelines. Volunteers will be paid. If interested, call 2-3682. □

## DCRT Training Classes

Relational Database Overview	10/10
Introduction to the Helix Systems	10/11
Network Services	10/11
Overview of the SAS System for Windows	10/12
Unix Commands	10/12
PC Topics Session	10/12
Learn Power of PUBnet Using the Macintosh	10/12
Mathematical Modeling	10/16 - 10/23
Tools and Technology for Client/Server Access	10/17
Choosing an HTML Editor	10/18
Getting Started with Windows	10/18
Client/Server Connectivity Forum	10/19
Database Technology Seminar	10/20
Introductory Structured Query Language (SQL)	10/23 - 10/24
BRMUG - New Products from Apple	10/24
DCRT Support for Unix Workstations at NIH	10/25
Comfortable Computing: Workstation Ergonomics	10/26
DCRT Web Publishing Services	10/26
NIH SQL Processor Workshop	10/27

All classes are on the NIH campus and are given without charge. □

### PC Topic Session, Oct. 12

DCRT's Distributed Systems Branch holds regular PC Topic Sessions designed to keep NIH'ers up to date on rapidly advancing PC technology. Featured Thursday, Oct. 12, from 10 to 11 a.m. in Lipsett Amphitheater, Bldg. 10, will be American Power Conversion's line of uninterruptable power supplies for desktop PCs.

Power surges, sags, and blackouts are the bane of personal computer users. And, rightly so, since a momentary power glitch can cost you hours of work. Worse yet, it can damage components in your PC, leading to costly repairs. If the safety of your PC and your data are important to you, you're wise to invest in an uninterruptable power supply, or UPS, which sits between your PC and the wall outlet, filtering incoming power and switching to battery backup in the event of a power failure. At this meeting, representatives of American Power Conversion, a leading UPS manufacturer, will show us their line of affordable desktop UPSes. If you've never considered using a UPS, we encourage you to attend. They're good, they're cheap, and they can save your bananas! □

### Treatment for Panic Attacks

People currently experiencing panic attacks may be eligible for a free treatment outcome study evaluating nondrug treatments for panic and anxiety. For more information call Loretta Gallant at USUHS, (301) 295-3651. □

## Employee Assistance Program Video Series Begins

In October, the NIH Employee Assistance Program (EAP) will begin the 1995-1996 season of "Tuesdays at the Little Theater," a video workshop series on work, career, and personal growth. The first topic will be "Mastering Change: Manage Your Future in a Time of Uncertainty," with Mark Sanborn on videotape.

These workshops employ a two-part approach: at each session, a segment of an expert speaker's videotape is shown first; counselors from EAP then lead a group discussion about the topic. The topics address typical workplace issues faced by NIH employees.

The lunch-time, drop-in format is planned to make attendance simple. The series is free, open to all employees, and

no registration is required. The workshops are held in the Bldg. 10 Visitor Information Center's Little Theater. For more information contact EAP, 6-3164.

The October/November schedule of workshops, all from noon to 1 p.m., is: Oct. 24, segment 1; Oct. 31, segment 2; Nov. 7, segment 3; Nov. 14, segment 4.

Other workshops scheduled for this series will be: "Assertive Communication Skills for Professionals," Dec. 5, 12, 19 and Jan. 9. "Taking Control of Your Workday," Feb. 6, 13, 20 and 27.

"Interpersonal Communication Skills in a Team-Oriented Workplace," Apr. 2, 9, 16, 23. Summer offerings include "The Happiness of Pursuit," June 4, "Psycho-geometrics," June 11 and 18, and "Power Talking Skills," June 25. □

## Solowey Award Lecture Set

Dr. William A. Catterall will present the 21st annual Mathilde Solowey Award Lecture in the Neurosciences. Sponsored by the Foundation for Advanced Education in the Sciences, the lecture will be held at 3:30 p.m. on Oct. 17 in Lipsett Amphitheater, Bldg. 10.

Chairman of the department of pharmacology at the University of Washington, Seattle, Catterall is an acknowledged world leader in the nature and function of ion channels. His presentation is titled, "Molecular Mechanisms of Sodium Channel Inactivation, Modulation, and Local Anesthetic Block." He will be introduced by his longtime collaborator Dr. John W. Daly, chief of NIDDK's Laboratory of Bioorganic Chemistry.

For more information, call 6-7975. □

## Wednesday Lectures Resume

The NIH Wednesday Afternoon Lecture Series continues with the NIGMS Dewitt Stetten, Jr. Lecture on Oct. 18. The speaker will be Dr. Peter S. Kim, member of the Whitehead Institute for Biomedical Research and professor of biology, MIT/HHMI. His topic is "Design of Proteins and Drugs."

On Oct. 25, Dr. Carlos J. Bustamante, professor of chemistry and member of the Institute of Molecular Biology and HHMI investigator at the University of Oregon, will discuss "Imaging Protein-Nucleic Acid Complexes with the Scanning Force Microscope."

All lectures are held at 3 p.m. in Masur Auditorium, Bldg. 10. For more information, call Hilda Madine, 4-5595.

## NINDS Lecture Series Starts, Oct. 16

The NINDS Intramural Program will sponsor a neuroscience lecture series beginning on Oct. 16. The lectures will be held on Mondays at noon in Lipsett Amphitheater, Bldg. 10.

The lecture series, which encompasses both basic science and disease-related topics, was established to promote communication among those involved in neuroscience research. To accomplish this goal, NINDS decided to unite institute neuroscientists, as well as NIH, around a particular topic presented by an outside speaker.

On Oct. 16, Dr. Scott W. Rogers, a professor in the department of neurobiology and anatomy at the University of Utah, will speak on "Autoantibodies to Glutamate Receptors, an Emerging Concept of Neurological Disease." His

research deals with an intractable pediatric form of epilepsy known as Rasmussen's encephalitis.

Dr. Pietro De Camilli of Yale University Medical School will present "Molecular Mechanisms in Synaptic Vesicle Endocytosis," on Oct. 23. Dr. Lynn Landmesser, a professor in the department of neurosciences at Case Western Reserve University School of Medicine, will speak on "The Role of Adhesion/Signaling Molecules in the Formation of Specific Spinal Cord Circuits," on Oct. 30.

After each lecture there will be a question-and-answer period, and also time for lecturers to meet with students and postdoctoral fellows and to visit laboratories. For more information, call Dr. Heinz Arnheiter, 6-1645. □

## Furlough Loans Available

The NIH Federal Credit Union will not be affected by a government furlough, though branches located in NIH buildings may have limited hours in such a situation. Should NIH'ers be furloughed, the credit union will offer a special Furlough Assistance Loan at 10 percent APR with 12 months to repay. Members may borrow up to 2 months' worth of their net pay. And, if you have a loan with NIHFCU already, extensions can be offered. NIHFCU's telephone service representatives will continue to serve members Monday-Friday, 8:15 a.m. to 4 p.m. at (301) 718-0208. □

## New NIH Hispanic Employee Organization Forms, Oct. 16

NIH employees are invited to the first general meeting of the new NIH Hispanic Employee Organization (HEO) chapter of the HHS-HEO on Monday, Oct. 16 from noon to 1 p.m. in Wilson Hall, Bldg. 1. NIH-HEO is a nonprofit, independent organization of federal government employees, and is open to all who work at NIH. The agenda includes an orientation to HEO, adoption of a constitution, and election of an executive board and officers. A nominating committee will present candidates for office, and accept nominations from the floor.

The HEO mission is to help ensure that NIH fulfills its mission to improve health by addressing the needs of its U.S. Hispanic customers in its research, education, outreach and other programs, goals and policies; in its Hispanic employee representation; and in its relationships with national and community Hispanic organizations. NIH-HEO wants to accomplish its mission by serving as an independent resource, analyst, and advocate for the U.S. ethnic Hispanic community and NIH Hispanic employees to the leadership of NIH and DHHS.

For more information, and a copy of the HEO constitution, contact: Dina Robinson (4-5579, dr43f@nih.gov); Ernest Marquez, nominating committee (4-5965, emarquez@ep.ninr.nih.gov) or Carlos Caban (6-1963; cc25a@nih.gov). □