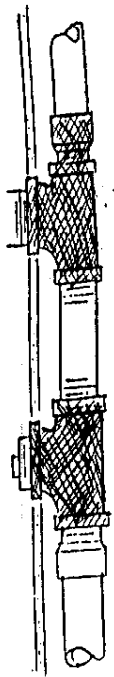
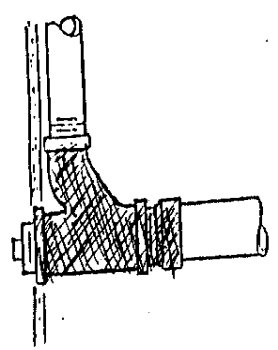


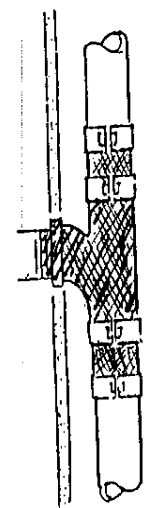
PENETRATION OF ONE HOUR WALL WHEN USING P.V.C., A.B.S. OR D.W.V.



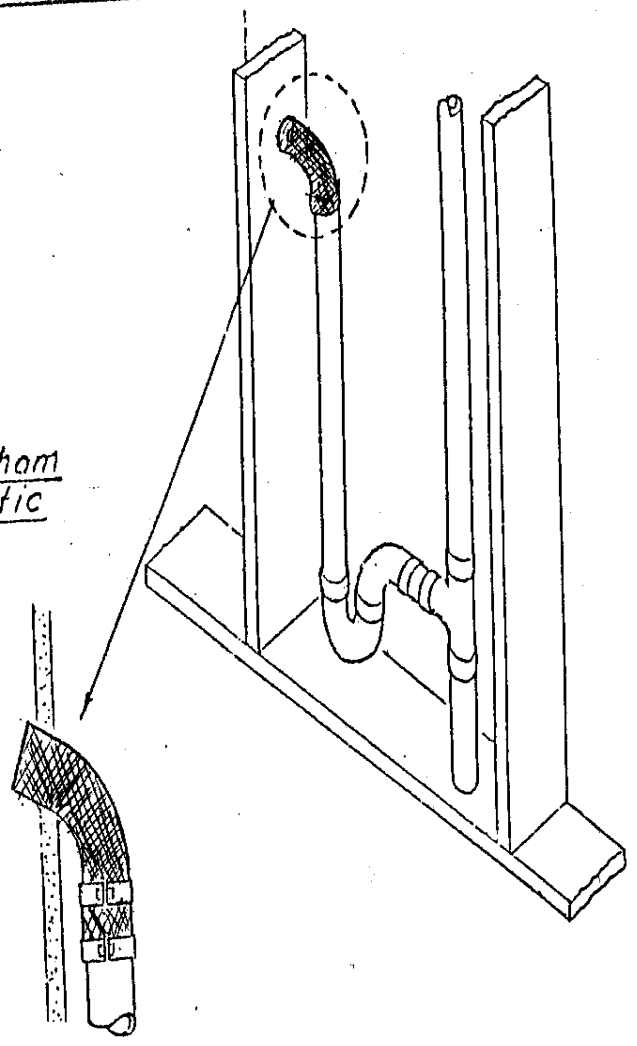
Top Inlet & Cleanout with
Durham Fittings
Plastic Adapters



Cleanout With Durham
Fittings And Plastic
Adapter



top Inlet with
No-Hub SAN Tee



Washing Machine Inlet With
Plastic Fittings, Trap And
Standpipe, No-Hub Bend Thru Wall.

 SHADDED AREA METAL AT PENETRATION

 PLASTIC INSIDE WALL ONLY