















Changing a TSP Under-Deduction

1.	Click the Administer Workforce link. 
2.	Click the Administer Workforce (USF) link. 
3.	Click the Use link. 
4.	Click the HR Processing link. 
5.	Click in the desired field in which you want to search. Click in the Last Name field. 
6.	Enter the desired information into the Last Name field. Enter a valid value, e.g. "Winter" .
7.	Click the Search button. 
8.	Scroll as necessary and click the desired entry in the Search Results table. 
9.	NOTE: The Data Control page will be populated with the most recent personnel action performed for the selected employee. Click the Add a new row at row 1 button to insert another row into the employee's record. 
10.	Click the Choose a date button. 
11.	Click on the effective date of the TSP deduction adjustment change in the Actual Effective Date field. 
12.	Click in the *Action field. 
13.	Enter the desired information into the *Action field. Enter a valid value, e.g. "DTA" .
14.	Click in the *Reason Code field. 
15.	Enter the desired information into the *Reason Code field. Enter a valid value, e.g. "CPR" .
16.	Press [Tab] .
17.	Enter the desired information into the NOA Code field. Enter a valid value, e.g. "963" .
18.	Press [Tab] .
19.	Enter the desired information into the NOA Ext field. Enter a valid value, e.g. "5" .

20.	Click the Retroactive TSP link. Retroactive TSP
21.	NOTE: The TSP Retro Adjustments page will be populated with the current adjustment scenario selected by the employee. Navigate to the appropriate fields and make changes where necessary.
22.	Enter the desired information into the No. of TSP Pay Periods field. Enter a valid value, e.g. "5".
23.	Click the OK button. 
24.	Change the PAR Status according to your role, if necessary. Click the Save button. 
25.	The change for the TSP under-deduction is completed. End of Procedure.