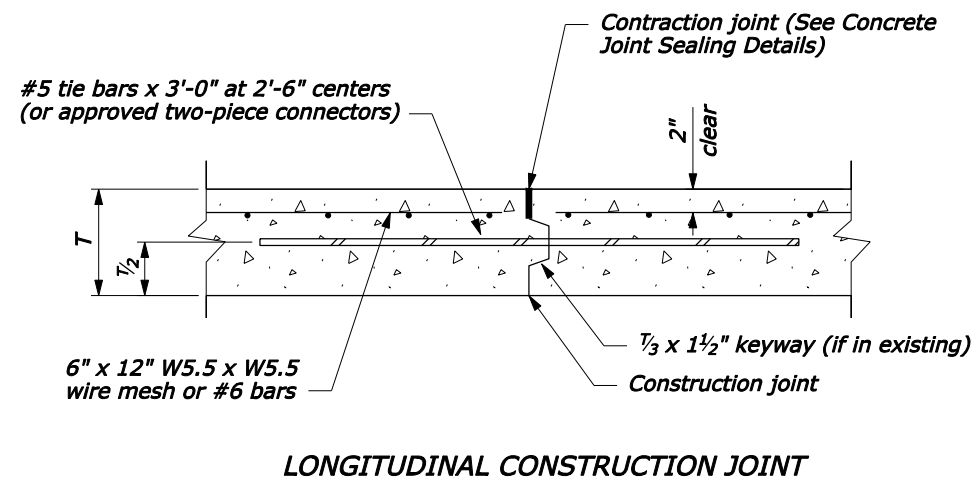
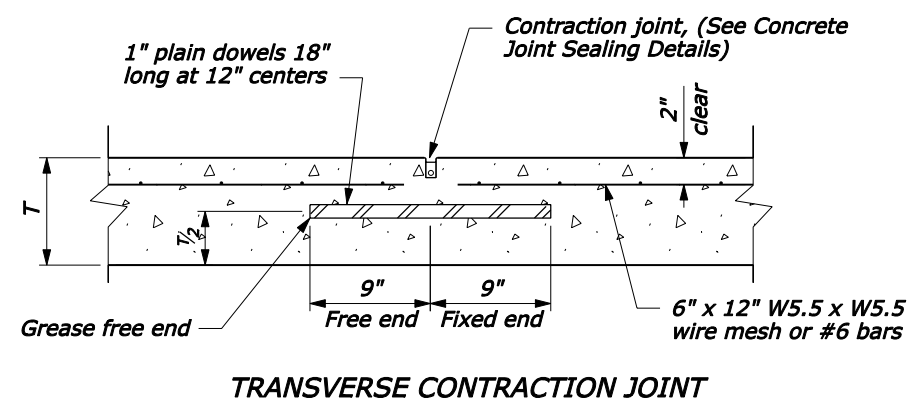
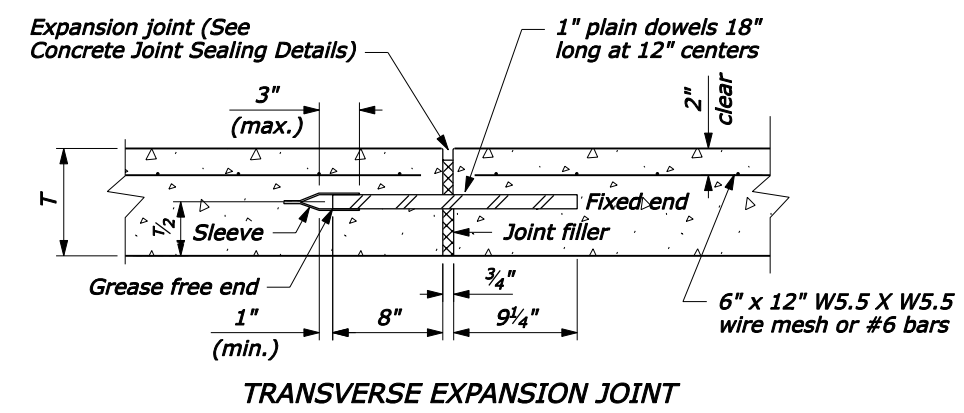


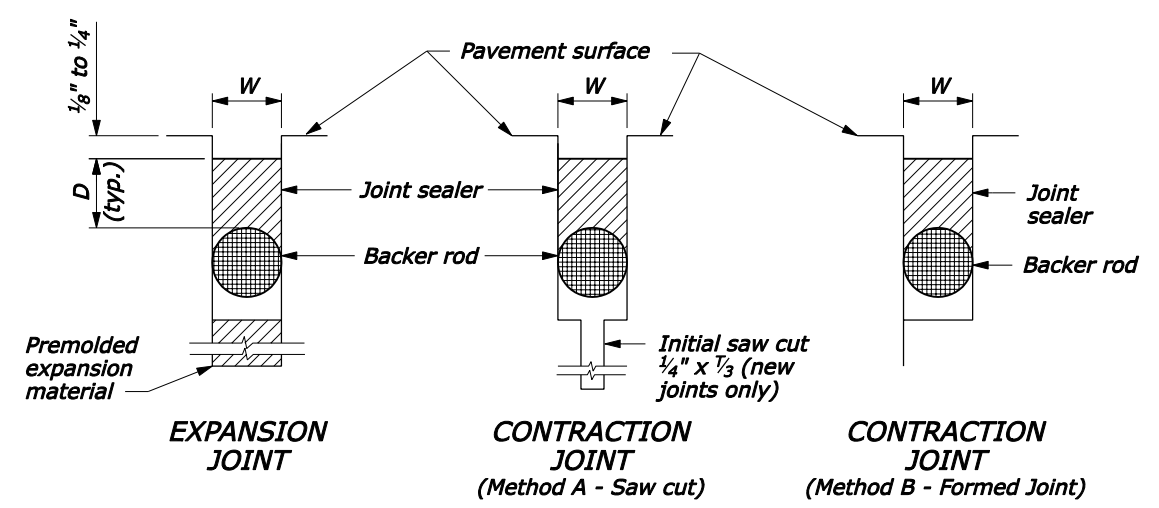
FOR COMMENT

NOTE:

- Anchor tie bars and dowels into existing concrete pavement with epoxy resin adhesive.
- Space expansion joints a minimum of 280 feet.
- $W = \frac{3}{8}$ " for longitudinal contraction joints and $\frac{3}{4}$ " for transverse expansion and contraction joints field conditions require larger openings.
- Maintain joint sealant shape factor of 1:1 except that when silicone sealant is used, the width to depth (W:D) shape factor is 1:2.



REINFORCED PORTLAND CEMENT CONCRETE PAVEMENT JOINT DETAILS



REINFORCED PORTLAND CEMENT CONCRETE PAVEMENT JOINT SEALING DETAILS

NO SCALE

U.S. DEPARTMENT OF TRANSPORTATION FEDERAL HIGHWAY ADMINISTRATION FEDERAL LANDS HIGHWAY	
U.S. CUSTOMARY STANDARD	
PORTLAND CEMENT CONCRETE PAVEMENT JOINTS	
STANDARD APPROVED FOR USE --/----	STANDARD
REVISED: DRAFT: 9/2004	501-2

F:\StanDraw\Draw\Draft\18\st50102.dgn [US Customary] 30-Nov-2004 08:33 AM