

SPS Changes for
Component-based Treasury Account Symbol-Business Event Type Code
(TAS-BETC)

Common Questions as of 04/24/2008

1. **Question:** When is component-based TAS-BETC entry to be available for entry by GWA Reporter ALCs in SPS?

Answer: Component-based TAS-BETC will be available for GWA Reporter ALC entry in SPS in early calendar year 2011. It is expected that agencies will be rolled out as GWA Reporter ALCs. Although there is no mandated date for becoming a GWA Reporter ALC at this time, agencies should be preparing.

2. **Question:** How is the component-based GWA Treasury Account Symbol and Business Event Type Code (TAS-BETC) format differ from the Account Symbol/Appropriation Symbol that agencies currently enter in SPS certified schedules (except Same Day Payment) today?

Answer: Currently SPS users enter 7-16 positions in the Account Symbol field and it is not validated against actual accounts. Typically it is in string format where only the pieces of the account symbol that apply are strung together (Ex. 20X1234). “Non-GWA Reporter ALCs for SPS” will continue to report in this format until they become GWA Reporter ALCs for SPS. GWA Reporter ALCs for SPS will have to enter the component-based GWA TAS and the BETC together and it must match to a valid GWA TAS-BETC in the Shared Accounting Module (SAM). (Ex. 20X1234)

Component-based GWA TAS								BETC
Sub-level Prefix Code (SP)	Allocation Transfer Agency Identifier (ATA)	Agency Identifier (AID)	Beginning Period of Availability (BPOA)	Ending Period of Availability (EPOA)	Availability Type Code (A)	Main Account Code (MAIN)	Sub Account Code (SUB)	
		020			X	1234	000	DISB

Note: Sub-Account Code is required and it must be a valid Sub-Account Code according to the payment GWA TAS-BETCs in SAM.

See GWA Website TAS-BETC Factsheet Attachment B – Component-based GWA TAS for more information on format edits for payments:
www.fms.treas.gov/gwa/factsheet_tas.html

3. **Question:** Is uploading a “Schedule” into SPS the same as transmitting a payments “bulk file” to the Regional Finance Center (RFC)?

Answer: No.

A Federal Program Agency (FPA) can create a “schedule” file using their own proprietary software, Computer Off-the-Shelf software or SPS offline. The schedule file format shall follow the *SPS Schedule Upload 440 File Formats*. The Data Entry Operator (DEO) can sign-on to SPS with their credentials, upload the file into SPS, and then submit the schedule to the Certifying Officer (CO). The CO can sign-on to SPS with their credentials and certify the schedule. The schedule types are Regular Check, Manual Check, ACH, ACH Prenotes, Same Day Payment, Summary and Summary Prenotes.

Payment bulk files are transmitted to the RFCs. The related summary totals are on the Summary Schedule which is created in SPS (entered on-line in SPS or uploaded by a Data Entry Operator (DEO) and certified by a Certifying Officer (CO)).

4. Question: What is the difference between Technical Note 16 Formats and Edit Criteria and SPS Schedule Upload 440 File Formats?

Answer:

Technical Note 16 Formats and Edit Criteria is the file format that is currently used for SPS schedule files. All ALCs are currently Non-GWA Reporter ALCs for SPS.

SPS Schedule Upload 440 File Formats has both the current file formats that the Non-GWA Reporter ALCs use and the new formats that GWA Reporter ALCs will need to use when they start reporting TAS-BETC. These formats are being released to help agencies anticipate changes that will be needed for their systems if they plan to create schedule files to upload.

5. Question: What happens if one of the specific benefit agencies submits mixed Check and ACH bulk files to the RFC? This only applies to SSA 3rd of the month, SSA PMA daily, SSI daily, OPM daily, RRB daily, VA Retro, and VA 1606.

Answer:

If one of the specific benefit agencies mentioned above chooses to continue to transmit a mixed Check and ACH bulk file to PAM, the agency will have to supply the GWA TAS-BETC totals by Check and the GWA TAS-BETC totals by ACH on the Summary Schedule entered/uploaded in SPS. This is due to some Mixed Check and ACH submitting more than one TAS-BETC per schedule.

Example – Type B Summary Schedule for Mixed Check and ACH with more than 1 TAS-BETC		
Schedule Type: (Type B – Summary) Total Number of Payments: 1,000 Total Amount \$30,000 ALC: (GWA Reporter ALC for SPS) Schedule Number: 00001234567896		
TAS-BETC Schedule Summary for Mixed Check and ACH		
	Check	ACH
TAS-BETC #1	\$5,000	\$15,000
TAS-BETC #2	\$4,000	\$ 6,000

(Note: If one of the benefit agencies above decides to transmit separate Check and ACH bulk files to PAM, the agency will have to supply the GWA TAS-BETC totals only once on the Summary Totals Schedule entered/uploaded into SPS (since it will be known if it is for Check or ACH).

Example – Type B Summary Schedule with more than 1 TAS-BETC	
Schedule Type: (Type B – Summary) Total Number of Payments: 1,000 Total Amount \$30,000 ALC: (GWA Reporter ALC for SPS) Schedule Number: 00001234567896	
TAS-BETC Schedule Summary for Mixed Check and ACH	
TAS-BETC #1	\$20,000
TAS-BETC #2	\$10,000

6. Question: What does it mean to be a GWA Reporter ALC for SPS?

Answer:

The GWA Reporter ALC for SPS will need to have 1-100 valid Treasury Disbursing Office (TDO) Payment GWA TAS-BETCs per Payment and 1-300 valid TDO payment GWA TAS-BETCs per Schedule.

Valid payment GWA TAS-BETCs have to match the payments component-based GWA TAS-BETCs that will be on SAM.

All the payments for the GWA Reporter ALC must be ready to enter/upload GWA TAS-BETCs (i.e., all schedules that they use ex., Regular Check, Manual Check, ACH, ACH Prenotes, Summary, Summary Prenotes, Same Day Payments must be GWA Reporter ALCs for SPS.) That is, for a specific ALC, an agency cannot submit some schedule certifications in current non-GWA Reporter ALC format, and some payments in GWA Reporter ALC

format. The entire ALC is either a GWA Reporter ALC or not. Also, once an agency becomes a GWA Reporter ALC, they cannot revert back to being a non-GWA Reporter ALC.

If the ALC is transmitting payment bulk files, those files must also include TAS-BETC information for the payments and go through Payment Automation Manager (PAM).

7. Question: What are valid Payment BETCs for SPS?

Answer:

<u>BETC</u>	<u>Name</u>
DISB	- Gross Disbursement
DISBCA	- Payment for Obligations of Closed Accounts
INVNFED	- Investment in Non-Federal Securities
INVNFS	- Investment in Non-Federal Securities (Market Value)
REFTAXD	- Refund of Taxes, Debit
FHOTXD	- Funds Held Outside of Treasury

“DISB” is typically the most commonly used BETC for TDO payments in SPS.
(Note: Adjustment BETCs cannot be entered into SPS.)

Per GWA BETCs for “F” accounts are not valid.

8. Question: What are the valid TAS-BETCs for SPS?

Answer:

GWA identifies the valid component TAS-BETCs and SAM will provide the component-based GWA TAS-BETCs for SPS on the SAM Public Website by Fiscal Year 2009. The SAM Public Website URL is (<https://www.sam.gov/sampublic>). The SAM website can also be accessed off the SPS Website.

9. Question: When it says 1-300 GWA TAS-BETC per schedule is that the same as number of payments?

Answer: No. “1-300 GWA TAS-BETC per schedule” is the number of **unique** TAS-BETCs per schedule. It is possible to have one TAS-BETC that applies to numerous payments. It is also possible to have more than one TAS-BETC apply to one payment. (Below is just one illustration of GWA TAS-BETC per schedule (in the 3rd block) and per payment (in the 4th block). See *SPS TDO Payments Interface with GWA* presentation for other examples.)

Example – Type A Schedules with detail and more than 1 TAS-BETC

Schedule Type: (Type A – Regular Check, Manual Check, ACH, ACH Prenotes, SDP)

Total Number of Payments: 4

Total Amount \$300

ALC: (GWA Reporter ALC for SPS)

Schedule Number: 00001234567894

TAS-BETC Schedule Summary

TAS-BETC #1 \$100

TAS-BETC #2 \$200

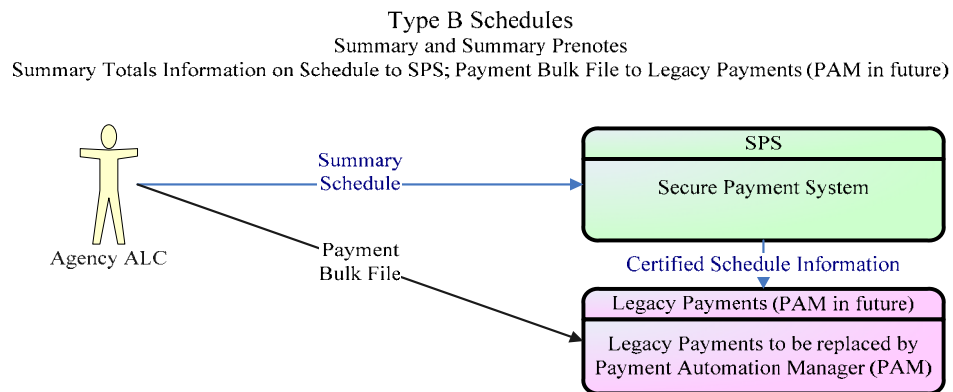
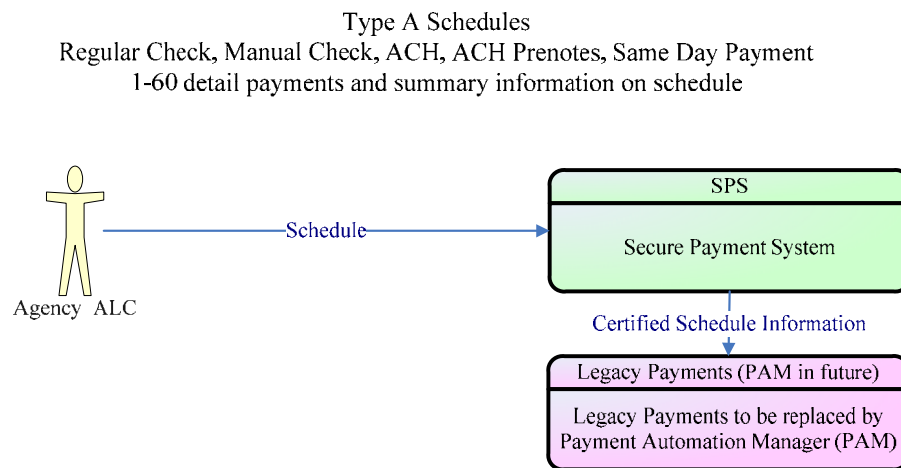
Payment	TAS-BETC	TAS-BETC-Amount	Payee ID	Payment Amount
(1)	TAS-BETC #1	\$ 50	Payee A	\$ 50
(2)	TAS-BETC #1	\$ 30	Payee B	\$ 30
(3)	TAS-BETC #2	\$ 75	Payee C	\$ 75
(4)	TAS-BETC #1	\$ 20	Payee D	\$145
	TAS-BETC #2	\$125		

10. Question: When/how does an ALC need to become a GWA Reporter ALC for SPS?

Answer: GWA will work with the agencies and FMS to convert ALCs to becoming GWA Reporter ALCs for SPS. Eventually all ALCs will need to become GWA Reporter ALCs. There is no official date yet, but agencies should be planning. Providing TAS-BETC information should be made available for entry in FMS Payment Management Systems after late calendar year 2009.

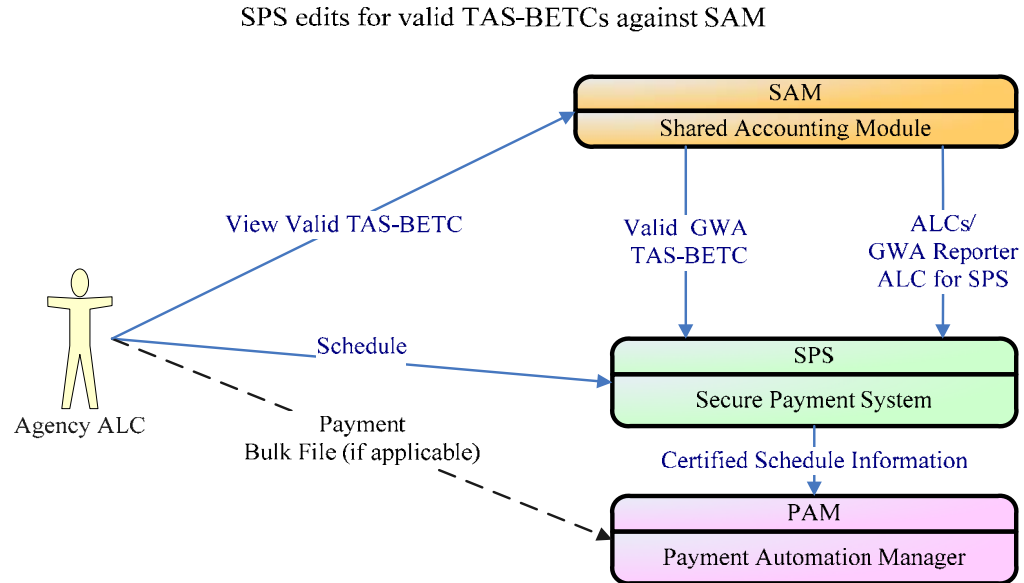
11. Question: What is the difference between Type A Schedules and Type B Schedules?

Answer: Type A Schedules have 1-60 detail payments and summary information on the Schedule entered/uploaded in SPS and then certified. Type B Schedules have summary information on schedule entered/uploaded into SPS and then certified. The corresponding payments are transmitted by bulk file to RFC/PAM.



12. Question: What is considered a valid TAS-BETC?

Answer: For GWA Reporter ALCs, SPS will validate the GWA TAS-BETC entered/uploaded into SPS against what SAM provides as valid for SPS payments. It has to have a valid SPS payments' BETC (most commonly DISB or DISBCA). It must have a valid Sub-Account Code per GWA/SAM, not an internal agency sub-account categorization.



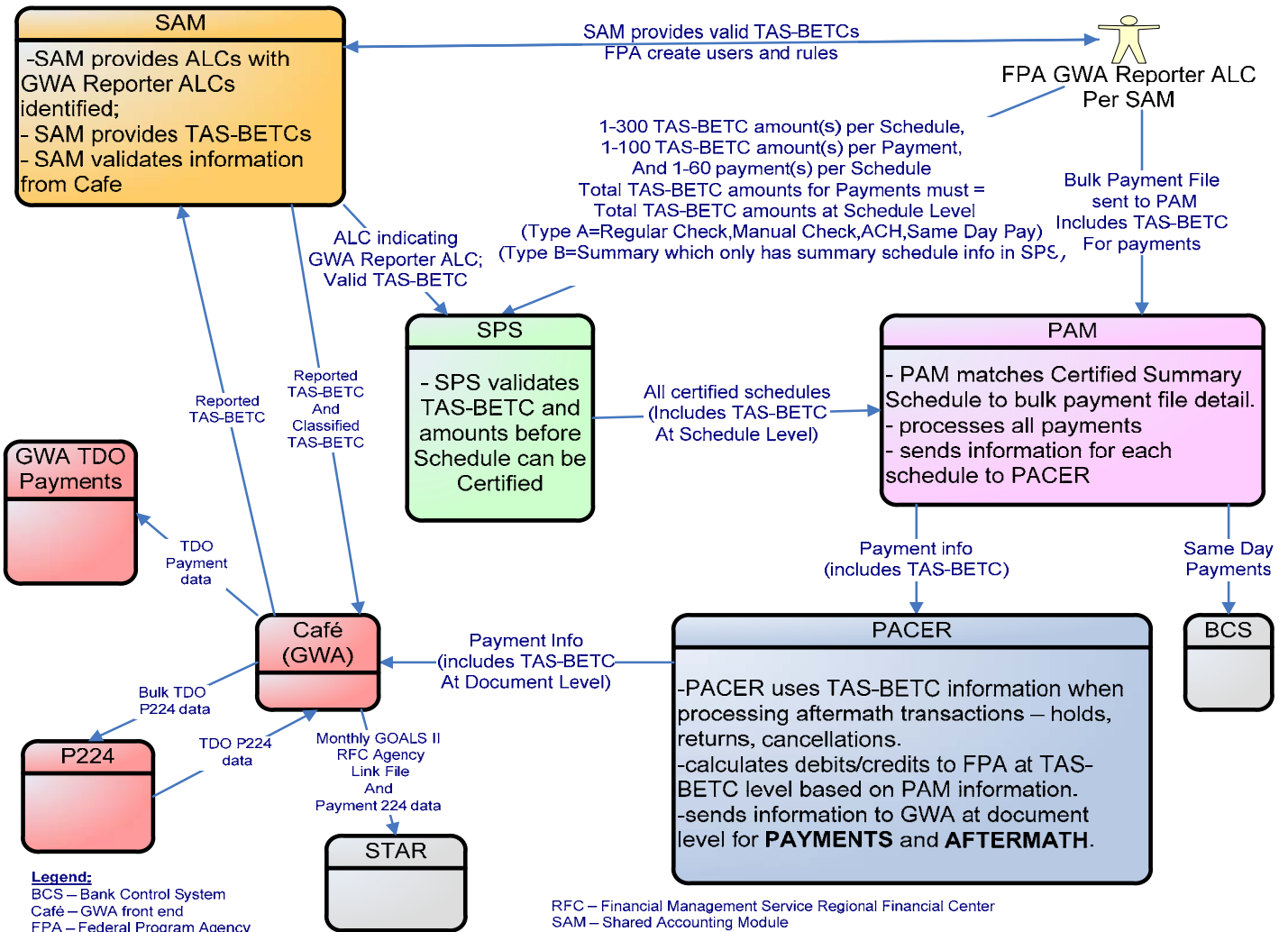
13. Question: Can an FPA do a certified schedule for one ALC and have that certify payments for other ALCs?

Answer: Not with PAM. PAM will require that there be a corresponding Certified Schedule for each ALC on the bulk files.

14. Question: What is the flow of the GWA TAS-BETC through SPS to GWA?

Answer:

TDO Payment Processing with GWA TAS-BETC (when ALC becomes GWA Reporter ALC in SAM)



Legend:

- BCS – Bank Control System
- Café – GWA front end
- FPA – Federal Program Agency
- GOALS – Government On-Line Accounting Link II System
- GWA – Government-wide Accounting
- P224- Partial 224
- PACER – Payments, Accounting, Claims and Enhanced Reconciliation
- PAM – Payment Automation Manager
- PM – Payment Management (formerly Regional Operations)

- RFC – Financial Management Service Regional Financial Center
- SAM – Shared Accounting Module
- SDP – Same Day Payment
- SPS – Secure Payment System
- STAR – FMS Central Accounting System
- GWA TDO Payments – Treasury Disbursing Office Support Listing (formerly GOALS)
- TDO – Treasury Disbursing Office
- Type A – Payment and Schedule level Certification in SPS
- Type B – Summary Schedule Level Certification in SPS matched to payment detail from bulk file in PAM

15. **Question: What do the typical Acronyms used in SPS documentation mean?**

Answer: Acronyms:

ALC – Agency Location Code

BCS – Bank Control System

BETC – Business Event Type Code

Café – GWA Front End

CO – Certifying Officer

COTS – Commercial Off-the-Shelf Software

DEO – Data Entry Operator

GWA – Government-wide Accounting

P224 – Partial 224

PACER – Payments, Accounting, Claims and Enhanced Reconciliation

PAM – Payments Application Modernization's Payment Automation Manger System

PM – Payment Management (formerly Regional Operations at FMS)

RFC – Regional Financial Center

SAM – Shared Accounting Module

SDP – Same Day Payment

SPS – Secure Payment System

STAR – FMS Central Accounting System

TAS-BETC - Treasury Account Symbol and Business Event Type Code

TDO – Treasury Disbursing Office

TDO Payments - Treasury Disbursed Payments