

PPI Detailed Report

Data for May 2007



U.S. Department of Labor

U.S. Bureau of Labor Statistics



Mining • Manufacturing • Services

PPI Detailed Report Data for May 2007

Editors

Joseph Kowal
William Snyders
Antonio Lombardozzi

Vol. 11, No. 5

Contents

| | <i>Page</i> |
|--|-------------|
| Producer Price Indexes, May 2007 | 1 |
| Charts | |
| Finished goods | 5 |
| Intermediate goods | 6 |
| Crude goods | 7 |
| Tables | |
| Producer Price Indexes | |
| 1. Stage of processing | 8 |
| 2. Selected commodity groupings by stage of process | 9 |
| 3. Selected stage of processing groupings, seasonally adjusted | 13 |
| 4. Net output of selected industries and industry groups | 14 |
| 5. Net output of selected industries and their products | 17 |
| 6. Commodity groupings and individual items | 108 |
| 7. Durability of product | 138 |
| 8. Special commodity groupings | 139 |
| 9. Material and supply inputs to construction | 140 |
| Technical note | 141 |

Notice: Change in Publication Format

The Bureau of Labor Statistics intends to stop paper publication of the *PPI Detailed Report* with the report for June 2007 and convert the report to an exclusively electronic publication with data for July 2007. All of the information currently published in the paper periodical will be available through this electronic version of the publication. To view or download current issues of the *PPI Detailed Report*, go to www.bls.gov/ppi and scroll down the webpage to the section titled "PPI Detailed Report Tables." Links to individual tables, the entire current month's report, and archived reports and report data are provided. If you have questions about this format change, please contact the PPI Section of Index Analysis and Public Information at ppi-info@bls.gov or (202) 691-7705.

Producer Price Index Release Dates

The following is the schedule of release dates for Producer Price Index data through the year 2007. News releases are issued at 8:30 a.m. eastern time on each release date.

| Reference Month | Release Date |
|------------------------|------------------------------|
| January 2007 | Friday, February 16, 2007 |
| February 2007 | Thursday, March 15, 2007 |
| March 2007 | Friday, April 13, 2007 |
| April 2007 | Friday, May 11, 2007 |
| May 2007 | Thursday, June 14, 2007 |
| June 2007 | Tuesday, July 17, 2007 |
| July 2007 | Tuesday, August 14, 2007 |
| August 2007 | Tuesday, September 18, 2007 |
| September 2007 | Friday, October 12, 2007 |
| October 2007 | Wednesday, November 14, 2007 |
| November 2007 | Thursday, December 13, 2007 |
| December 2007 | Tuesday, January 15, 2008 |

Producer Price Indexes – May 2007

The Producer Price Index for Finished Goods increased 0.9 percent in May, seasonally adjusted. This advance followed a 0.7-percent rise in April and a 1.0-percent increase in March. The index for finished goods excluding foods and energy moved up 0.2 percent in May after remaining unchanged in April. At the earlier stages of processing, prices received by producers of intermediate goods increased 1.1 percent in May after advancing 0.9 percent a month earlier, and the crude goods index turned up 2.0 percent following a decline of 1.5 percent in April. (See table A.)

Among finished goods, the index for consumer goods less foods and energy moved up 0.3 percent in May after inching down 0.1 percent in the previous month, while prices for energy goods gained 4.1 percent subsequent to a 3.4-percent increase in April. By contrast, slightly counteracting the overall acceleration in finished goods prices, the index for consumer foods decreased 0.2 percent in May compared with a 0.4-percent rise in the prior month. Prices for capital equipment edged up 0.1 percent for the second consecutive month.

Before seasonal adjustment, the Producer Price Index for Finished Goods advanced 1.2 percent in May to 167.8 (1982 = 100). From May 2006 to May 2007, finished goods prices rose 4.1 percent. Over the same period, the index for finished consumer foods increased 8.5 percent, prices for finished energy goods rose 7.2 percent, and the index for finished goods less foods and energy moved up 1.6 percent. For the 12 months ended in May 2007, prices received by

manufacturers of intermediate goods advanced 3.7 percent, and the crude goods index climbed 11.5 percent.

Finished goods

Prices for finished consumer goods less foods and energy advanced 0.3 percent in May following a 0.1-percent decline in April. The pharmaceutical preparations index increased 0.4 percent after decreasing 0.2 percent a month earlier. Prices for household appliances, floor coverings, and tires also turned up in May. The indexes for passenger cars and light motor trucks declined less than in April. Prices for cosmetics and other toilet preparations advanced more than they had in the previous month. By contrast, slightly counteracting the upturn in the finished consumer goods less foods and energy index, prices for motor homes edged down 0.1 percent compared with a 2.7-percent rise a month earlier. The indexes for soaps and synthetic detergents and for sporting and athletic goods also turned down in May after increasing in the prior month. (See table 2.)

The finished energy goods index rose 4.1 percent in May following a 3.4-percent advance in April. Leading this acceleration, prices for gasoline jumped 10.2 percent after rising 8.2 percent a month earlier. Similarly, the indexes for residential electric power, liquefied petroleum gas, and residential natural gas also increased more than they had in the preceding month. By contrast, prices for home heating oil rose 2.3 percent subsequent to a 4.8-percent gain in April.

Table A. Monthly and annual percent changes in selected stage-of-processing price indexes, seasonally adjusted

| Month | Finished goods | | | | | Change in finished goods from 12 months ago (unadj.) | Intermediate goods | Crude goods |
|-------|----------------|-------|--------|-------------------------|------|--|--------------------|-------------|
| | Total | Foods | Energy | Except foods and energy | | | | |
| 2006 | | | | | | | | |
| May | 0.2 | -0.8 | 1.1 | 0.2 | 4.5 | 1.2 | 1.7 | |
| June | .5 | 1.2 | 1.1 | .1 | 4.9 | .5 | -2.6 | |
| July | -.1 | .1 | .7 | -.5 | 4.0 | .2 | 2.8 | |
| Aug. | .4 | 1.2 | -.5 | .4 | 3.8 | .4 | 2.6 | |
| Sept. | -1.1 | .4 | -5.9 | .3 | .9 | -1.3 | -3.8 | |
| Oct. | -1.5 | -.4 | -5.8 | -.4 | -1.2 | -1.2 | -9.2 | |
| Nov. | 1.6 | .1 | 5.4 | .9 | .9 | .6 | 11.7 | |
| Dec. | .7 | 1.1 | 2.4 | .1 | 1.1 | .9 | 2.6 | |
| 2007 | | | | | | | | |
| Jan. | -.6 | r 1.0 | r -4.3 | r .2 | r .1 | -.7 | r -5.5 | |
| Feb. | 1.3 | r 2.0 | r 3.1 | .4 | 2.5 | r 1.0 | r 10.7 | |
| Mar. | 1.0 | 1.4 | 3.6 | 0 | 3.2 | 1.0 | 3.2 | |
| Apr. | .7 | .4 | 3.4 | 0 | 3.2 | .9 | -1.5 | |
| May | .9 | -.2 | 4.1 | .2 | 4.1 | 1.1 | 2.0 | |

r=revised. Some of the figures shown above and elsewhere in this release may differ from those previously reported because data for January 2007 have been revised to reflect the availability of late reports and corrections by respondents.

Table B. Monthly and annual percent changes in selected price indexes for intermediate goods and crude goods, seasonally adjusted

| Month | Intermediate goods | | | | Crude goods | | | |
|-------|--------------------|--------|-------------------------|--|-------------|---------|-------------------------|---|
| | Foods | Energy | Except foods and energy | Change in intermediate goods from 12 months ago (unadj.) | Foods | Energy | Except foods and energy | Change in crude goods from 12 months ago (unadj.) |
| 2006 | | | | | | | | |
| May | -0.3 | 1.7 | 1.1 | 9.2 | -2.5 | 0.9 | 9.2 | 9.6 |
| June | .6 | .4 | .6 | 9.5 | 4.0 | -7.0 | -1.0 | 8.7 |
| July | .8 | -1.1 | .5 | 8.7 | 2.2 | 3.7 | 1.5 | 6.2 |
| Aug. | -4 | .4 | .4 | 8.8 | .3 | 6.9 | -3.4 | 5.1 |
| Sept. | .6 | -6.0 | 0 | 4.7 | 1.8 | -9.2 | 1.4 | -8.2 |
| Oct. | .4 | -5.9 | -.1 | .2 | 2.7 | -20.1 | -2.7 | -21.1 |
| Nov. | 2.4 | 4.3 | -.4 | 2.1 | 2.5 | 26.5 | -.6 | -10.5 |
| Dec. | 1.2 | 3.9 | .1 | 2.8 | -.1 | 4.8 | 1.7 | -4.7 |
| 2007 | | | | | | | | |
| Jan. | r 1.8 | r -3.7 | r 0 | r 1.1 | r 2.4 | r -15.3 | r 1.8 | r -9.5 |
| Feb. | r 3.6 | r 3.1 | r .4 | 2.5 | r 7.1 | r 18.4 | r 2.3 | 9.3 |
| Mar. | 1.7 | 4.1 | .2 | 3.5 | 2.4 | 1.7 | 7.7 | 15.6 |
| Apr. | .5 | 1.3 | .8 | 3.7 | 1.3 | -4.9 | .4 | 11.1 |
| May | .1 | 4.2 | .4 | 3.7 | 1.1 | 4.3 | .1 | 11.5 |

r=revised. Some of the figures shown above and elsewhere in this release may differ from those previously reported because data for January 2007 have been revised to reflect the availability of late reports and corrections by respondents.

The diesel fuel index moved down following an increase in the prior month.

The index for finished consumer foods declined 0.2 percent in May following a 0.4-percent advance in the preceding month. Prices for fresh and dry vegetables dropped 35.0 percent following an 8.9-percent increase in April. The index for processed young chickens also turned down in May, and prices for beef and veal rose less than they had in April. By contrast, the index for fresh fruits and melons climbed 12.1 percent in May subsequent to a 2.8-percent decrease in the previous month. Prices for eggs for fresh use, pork, and for sausages and deli meats also turned up in May. The indexes for dairy products and for processed fruits and vegetables increased more than they had in April.

The capital equipment index inched up 0.1 percent in May, the same rate of advance as in the prior month. In May, rising prices for civilian aircraft, transformers and power regulators, both agricultural and mining machinery and equipment, and for welding machines and equipment slightly outweighed falling prices for electronic computers, communication and related equipment, passenger cars, x-ray and electromedical equipment, and light motor trucks.

Intermediate goods

The Producer Price Index for Intermediate Materials, Supplies, and Components rose 1.1 percent in May following a 0.9-percent increase in April. Prices for intermediate energy goods and materials for nondurable manufacturing advanced more than they had in the previous month. By contrast,

partially offsetting the acceleration in intermediate goods prices, the indexes for materials for durable manufacturing, materials and components for construction, and intermediate foods and feeds rose less than they had in the prior month. Excluding foods and energy, prices for intermediate goods moved up 0.4 percent in May after rising 0.8 percent a month earlier. (See table B.)

The intermediate energy goods index climbed 4.2 percent following a 1.3-percent increase in the preceding month. Jet fuel prices rose 3.0 percent after falling 2.1 percent in April. The indexes for natural gas to electric utilities, residual fuel, and both industrial and commercial natural gas also turned up in May following decreases in the prior month. Prices for gasoline, industrial electric power, and liquefied petroleum gas rose more than they had a month earlier. By contrast, diesel fuel prices fell 1.6 percent after moving up 1.7 percent in April. The commercial electric power and home heating oil indexes advanced less in May than they had in the previous month. (See table 2.)

The index for materials for nondurable manufacturing increased 2.9 percent after edging up 0.1 percent a month earlier. Prices for basic organic chemicals rose 3.3 percent in May following a 0.3-percent gain in the preceding month. The inedible fats and oils index also advanced more than it had in the prior month. Prices for plastic resins and materials turned up after declining in April, and the woodpulp index increased after no change a month earlier. By contrast, prices for nitrogenates moved down 0.3 percent following a 4.1-percent jump in the previous month. The indexes for phosphates and paperboard also turned down

in May. Prices for paper fell more than they had in the prior month, and the index for paint materials rose less than in April.

The materials for durable manufacturing index edged up 0.2 percent following a 3.7-percent increase in April. Prices for primary nonferrous metals advanced 1.5 percent after climbing 10.8 percent in the previous month. The indexes for steel mill products, copper and brass mill shapes, and building paper and board fell following advances a month earlier. Softwood lumber prices decreased more than they had in the preceding month. By contrast, prices for thermoplastic resins rose 3.8 percent in May after falling 2.2 percent in the prior month. The secondary aluminum and prepared paint indexes also turned up following declines a month earlier. Cement prices increased more than they had in April.

The index for materials and components for construction advanced 0.3 percent after rising 0.6 percent in the preceding month. The nonferrous wire and cable index climbed 3.9 percent subsequent to an 8.4-percent jump a month earlier. Prices for steel mill products and for paving mixtures and blocks turned down in May following increases in April. The millwork index decreased after no change in the previous month. Prices for gypsum products and softwood lumber fell more than they had in the prior month. By contrast, the fabricated structural metal products index advanced 0.4 percent after no change in April. Prices for concrete products also rose following no change a month earlier. Treated wood prices turned up after falling in the preceding month. The indexes for asphalt felts and coatings and for mineral wool for structural insulation declined less in May than they had a month earlier.

Prices for intermediate foods and feeds inched up 0.1 percent following a 0.5-percent increase in April. The beef and veal index advanced 1.0 percent after moving up 2.4 percent in the previous month. Flour prices also rose less in May than they had a month earlier. The index for prepared animal feeds decreased more than it had in April, and prices for processed young chickens turned down in May after advancing in the prior month. By contrast, prices for dairy products climbed 4.5 percent subsequent to a 1.6-percent increase in April. The index for shortening and cooking oils also rose more than it had in the preceding month. Prices for pork and for sausage and deli meats turned up in May after declining in the previous month.

Crude goods

The Producer Price Index for Crude Materials for Further Processing increased 2.0 percent in May after falling 1.5 percent in the preceding month. This reversal can be traced to the index for crude energy materials, which rose following a decline in April. By contrast, slightly counteracting the upturn in crude goods prices, the indexes for crude foodstuffs and feedstuffs and for crude nonfood materials less energy advanced less in May than they had in April. (See table B.)

Prices for crude energy materials jumped 4.3 percent in May after dropping 4.9 percent in the prior month. This upturn is attributable to the natural gas index, which climbed 6.6 percent following a 13.0-percent decrease in April. By contrast, crude petroleum prices moved up 1.9 percent in May

compared with a 7.9-percent rise a month earlier. For the second consecutive month, the coal index inched up at a 0.2-percent rate. (See table 2.)

The index for crude foodstuffs and feedstuffs increased 1.1 percent in May after advancing 1.3 percent in April. In May, higher prices for fluid milk, slaughter broilers and fryers, corn, soybeans, and fresh fruits and melons outweighed lower prices for fresh and dry vegetables, slaughter hogs, and unprocessed shellfish.

The index for crude nonfood materials less energy edged up 0.1 percent in May following a 0.4-percent increase in April. In May, rising prices for copper base scrap, wastepaper, aluminum base scrap, and for construction sand, gravel, and crushed stone slightly outweighed declining prices for iron and steel scrap, raw cotton, gold ores, and for hardwood logs, bolts, and timber.

Net output price indexes

Mining, Utilities, and Manufacturing Industries. In May, the Producer Price Index for the Net Output of Total Mining, Utilities, and Manufacturing Industries advanced 1.2 percent for the second consecutive month. (Net output price indexes are not seasonally adjusted.) In May, higher prices were received by the manufacturing industry groups for petroleum and coal products, foods, chemicals, fabricated metal products, and electrical equipment and appliances. The indexes for electric power distribution and for oil and gas extraction also moved up in May. These increases outweighed lower prices received by the electric power generation industry and by the computer and electronic products industry group.

Trade Industries. The Producer Price Index for the Net Output of Total Trade Industries rose 2.0 percent in May compared with a 1.2-percent increase in April. (Trade indexes measure changes in margins received by wholesalers and retailers.) Margins received by gasoline stations jumped 43.3 percent in May following a 3.8-percent gain in the prior month. The margin indexes for merchant wholesalers of nondurable goods; sporting goods, hobby, and musical instrument stores; and health and personal care stores turned up in May. Margins received by building material and supplies dealers increased after no change in April. By contrast, partially offsetting the acceleration in the trade industries index, the margin index for electronics and appliance stores fell 0.9 percent in May following an 18.9-percent gain in the previous month. Margins received by department stores, shoe stores, and fuel dealers also turned down in May. The margin index for merchant wholesalers of durable goods increased less than it had in April.

Transportation and Warehousing Industries. The Producer Price Index for the Net Output of Transportation and Warehousing Industries edged down 0.1 percent in May after rising 1.6 percent in April. Prices received by the scheduled passenger air transportation industry fell 8.4 percent following a 7.3-percent increase in the preceding month. The industry indexes for long distance general freight trucking (by the truckload), general warehousing and storage, and long distance specialized freight trucking of new goods also turned down in May. Prices received by the line-haul railroads

industry rose less than they had a month earlier. By contrast, prices received by the United States Postal Service moved up 6.5 percent in May after remaining unchanged in the preceding month. The industry index for scheduled freight air transportation also rose following no change in April. Prices received by the local general freight trucking industry increased more in May than they had a month earlier. The industry indexes for freight transportation arrangement and local specialized freight trucking of new goods turned up following declines in April.

Traditional Service Industries. The Producer Price Index for the Net Output of Total Traditional Service Industries declined 0.3 percent in May following a 1.8-percent increase in April.

Prices received by the depository credit intermediation industry group decreased 3.8 percent after climbing 15.7 percent a month earlier. The industry index for offices of real estate agents and brokers also turned down in May. Prices received by direct health and medical insurance carriers and by portfolio managers rose less than they had in April. The indexes for general medical and surgical hospitals and for wired telecommunication carriers were unchanged following increases in the prior month. By contrast, prices received by the industry for investment banking and securities dealing advanced 1.8 percent in May after falling 4.7 percent a month earlier. The industry indexes for non-casino hotels and motels and for cable networks also turned up in May.

Chart 1. The Finished Goods Index and its component indexes, January 2002 through May 2007, 12-month percentage changes

Percentage change

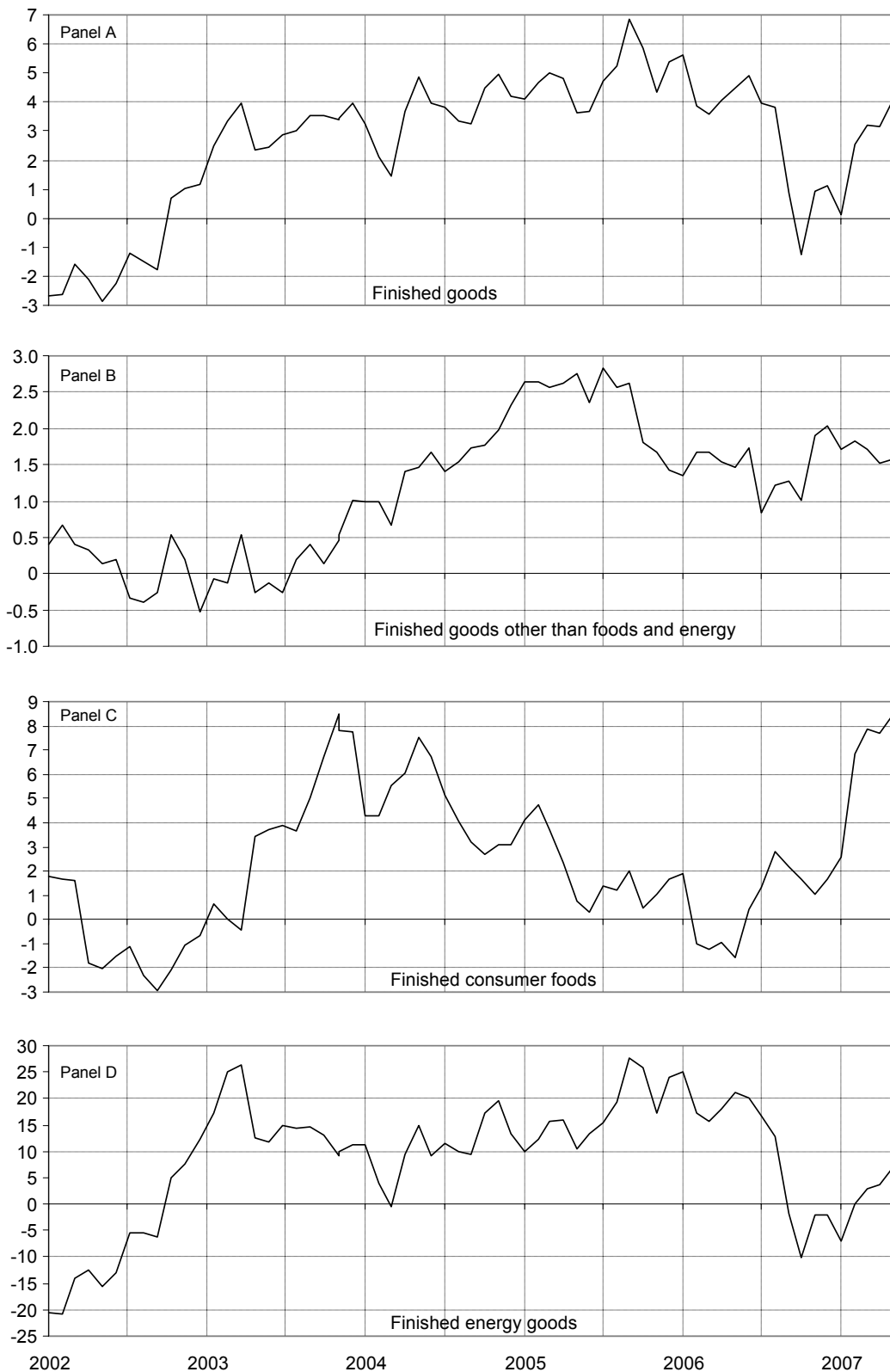


Chart 2. The Intermediate Goods Index and its component indexes, January 2002 through May 2007, 12-month percentage changes

Percentage change

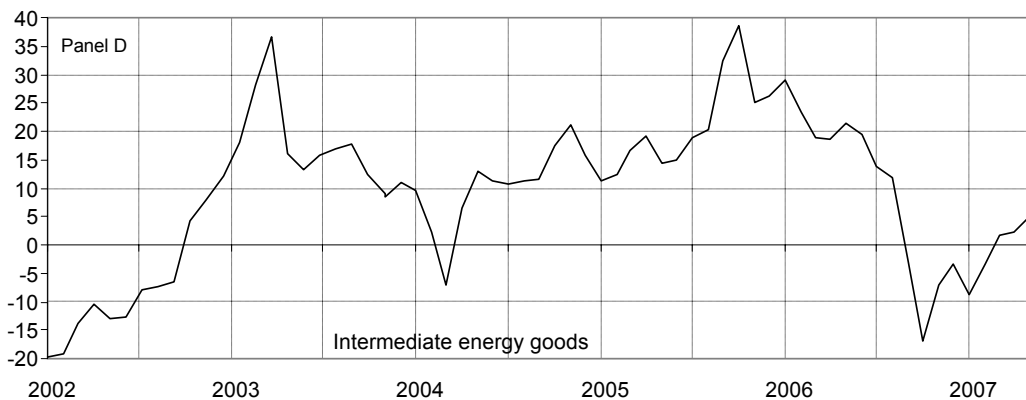
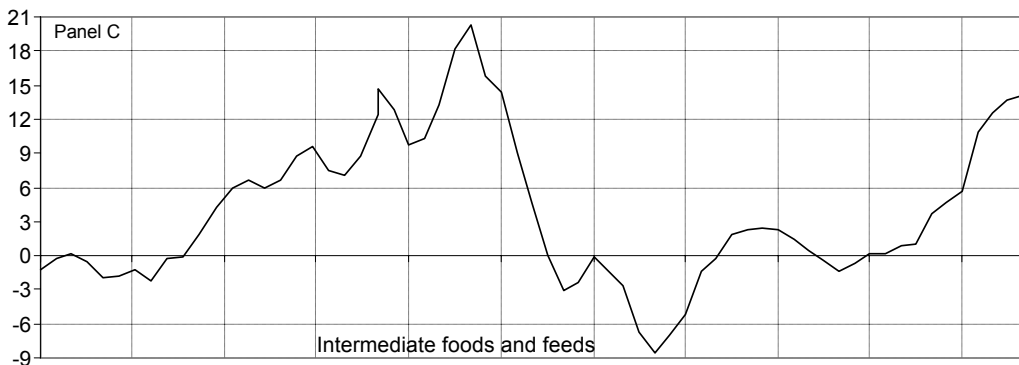
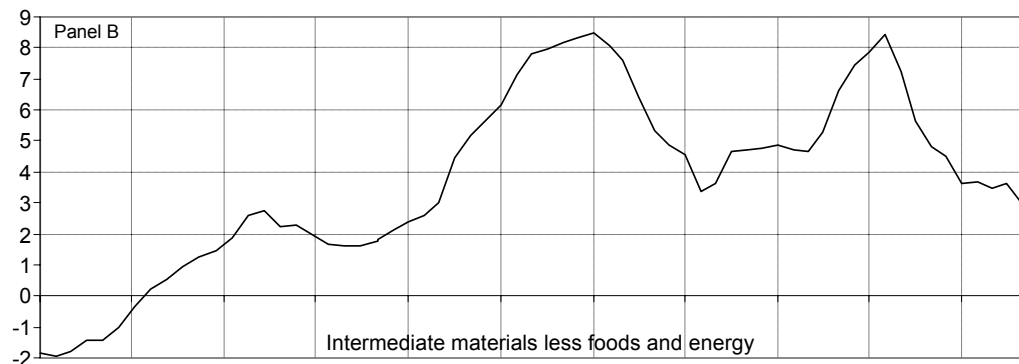
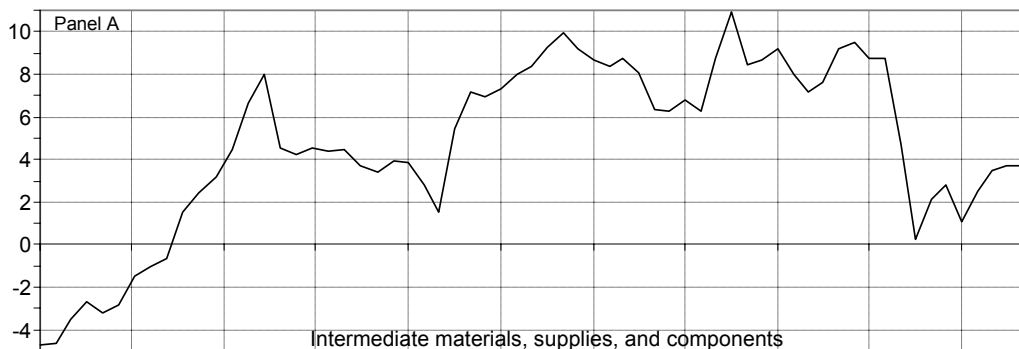


Chart 3. The Crude Goods Index and its component indexes, January 2002 through May 2007, 12-month percentage changes

Percentage change

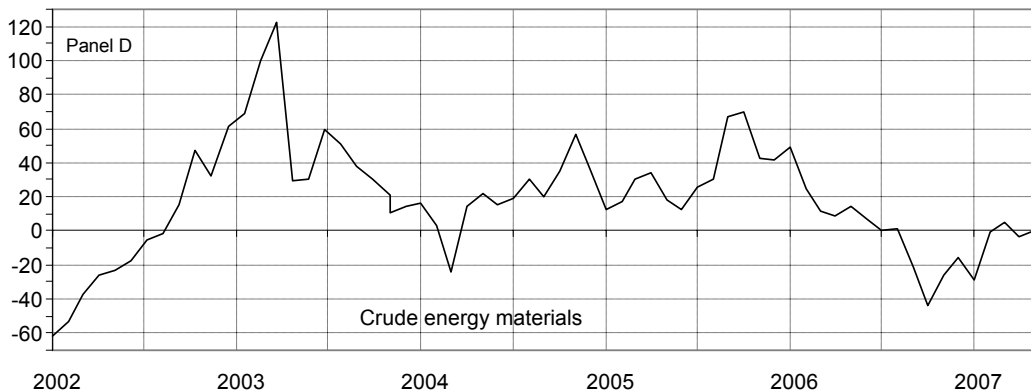
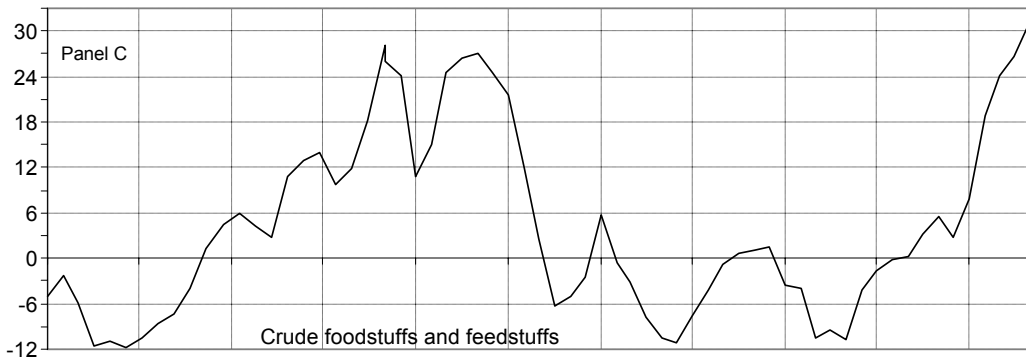
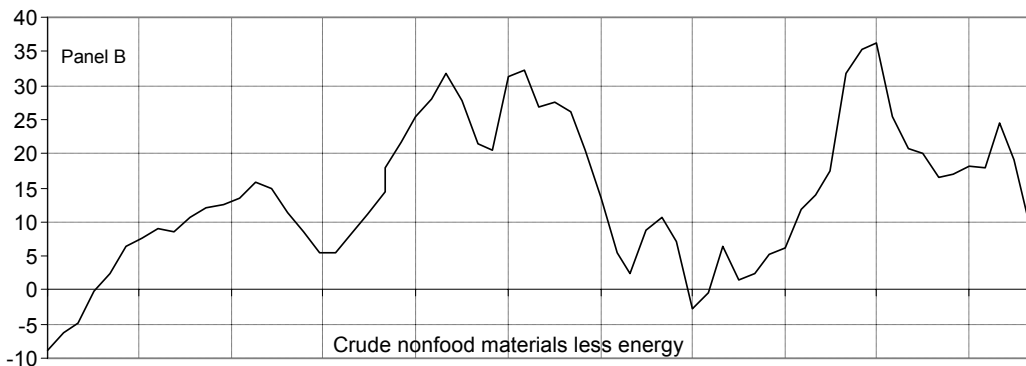
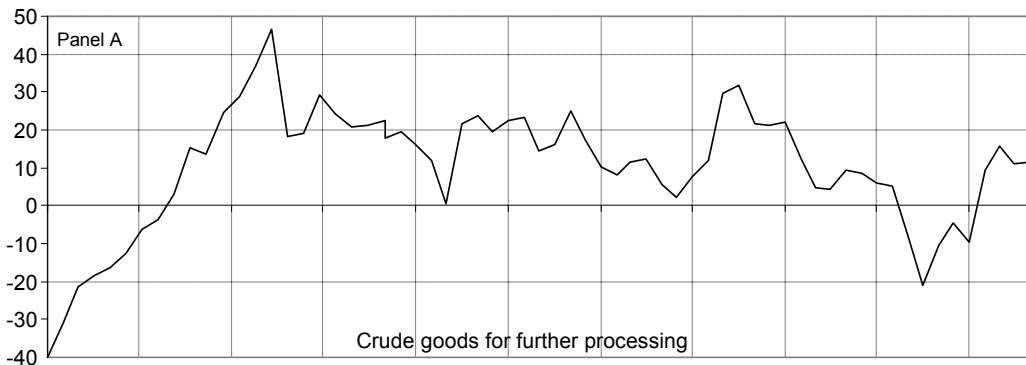


Table 1. Producer price indexes and percent changes by stage of processing

(1982=100)

| Grouping | Relative importance Dec. 2006 ¹ | Unadjusted index | | | Unadjusted percent change to May 2007 from: | | Seasonally adjusted percent change from: | | |
|---|--|---------------------------|---------------------------|--------------------------|---|--------------|---|--------------------|-------------------|
| | | Jan. 2007 ² | Apr. 2007 ² | May 2007 ² | May 2006 | Apr. 2007 | Feb. to Mar. | Mar. to Apr. | Apr. to May |
| Finished goods | 100.000 | 160.1 | 165.8 | 167.8 | 4.1 | 1.2 | 1.0 | 0.7 | 0.9 |
| Finished consumer goods | 75.962 | 164.9 | 172.5 | 175.2 | 4.8 | 1.6 | 1.4 | .9 | 1.2 |
| Finished consumer foods | 21.547 | 161.1 | 166.7 | 167.3 | 8.5 | .4 | 1.4 | .4 | -2 |
| Crude | 2.145 | 164.2 | 181.1 | 160.4 | 15.3 | -11.4 | 4.9 | -1.4 | -12.1 |
| Processed | 19.402 | 160.8 | 165.3 | 168.1 | 8.1 | 1.7 | 1.0 | .5 | 1.1 |
| Finished consumer goods, excluding foods | 54.416 | 166.0 | 174.4 | 177.9 | 3.5 | 2.0 | 1.3 | 1.1 | 1.7 |
| Nondurable goods less foods | 38.512 | 177.1 | 190.2 | 195.4 | 4.8 | 2.7 | 1.9 | 1.7 | 2.3 |
| Durable goods | 15.903 | 138.3 | 137.7 | 137.8 | .5 | .1 | -3 | -2 | .1 |
| Capital equipment | 24.038 | 148.9 | 149.2 | 149.2 | 1.7 | 0 | -1 | .1 | .1 |
| Manufacturing industries | 6.035 | 151.6 | 152.4 | 152.7 | 2.8 | .2 | 0 | .2 | .2 |
| Nonmanufacturing industries | 18.002 | 147.9 | 148.0 | 148.0 | 1.4 | 0 | -1 | .1 | .1 |
| Intermediate materials, supplies, and components | 100.000 | 163.3 | 169.1 | 171.0 | 3.7 | 1.1 | 1.0 | .9 | 1.1 |
| Materials and components for manufacturing | 44.450 | 157.3 | 160.8 | 162.7 | 4.1 | 1.2 | .4 | 1.0 | 1.2 |
| Materials for food manufacturing | 2.797 | 150.3 | 157.4 | 161.6 | 11.9 | 2.7 | 1.6 | 1.1 | 2.0 |
| Materials for nondurable manufacturing | 14.930 | 174.0 | 177.1 | 182.3 | 3.5 | 2.9 | .9 | .1 | 2.9 |
| Materials for durable manufacturing | 10.041 | 183.1 | 194.6 | 194.8 | 6.8 | .1 | 1.1 | 3.7 | .2 |
| Components for manufacturing | 16.683 | 136.5 | 136.1 | 136.2 | 1.6 | .1 | -5 | .2 | .1 |
| Materials and components for construction | 13.964 | 190.3 | 192.3 | 192.9 | 2.5 | .3 | .3 | .6 | .3 |
| Processed fuels and lubricants | 18.661 | 152.0 | 170.6 | 176.0 | 5.1 | 3.2 | 4.2 | 1.5 | 3.2 |
| Manufacturing industries | 5.032 | 152.5 | 165.4 | 175.2 | 10.1 | 5.9 | 2.4 | 1.5 | 5.5 |
| Nonmanufacturing industries | 13.629 | 152.4 | 173.6 | 177.0 | 2.5 | 2.0 | 4.9 | 1.5 | 2.2 |
| Containers | 2.757 | 178.1 | 179.4 | 179.4 | 3.5 | 0 | .2 | .3 | 0 |
| Supplies | 20.168 | 159.6 | 161.0 | 160.6 | 2.6 | -2 | .1 | .2 | -2 |
| Manufacturing industries | 4.108 | 161.9 | 162.6 | 162.3 | 1.1 | -2 | 0 | .4 | -2 |
| Nonmanufacturing industries | 16.060 | 157.7 | 159.3 | 158.9 | 3.1 | -3 | .1 | .1 | -3 |
| Feeds | 1.273 | 125.3 | 135.9 | 130.6 | 20.6 | -3.9 | 1.9 | -9 | -3.9 |
| Other supplies | 14.787 | 161.9 | 162.5 | 162.6 | 1.8 | .1 | -1 | .2 | .1 |
| Crude materials for further processing | 100.000 | 180.0 | 203.4 | 208.4 | 11.5 | 2.5 | 3.2 | -1.5 | 2.0 |
| Foodstuffs and feedstuffs | 34.523 | 128.7 | 143.3 | 147.9 | 31.2 | 3.2 | 2.4 | 1.3 | 1.1 |
| Nonfood materials | 65.477 | 212.9 | 242.0 | 247.7 | 3.4 | 2.4 | 3.8 | -3.0 | 2.7 |
| Nonfood materials except fuel ³ | 38.277 | 199.4 | 223.8 | 224.6 | -4 | .4 | 4.0 | 3.1 | .8 |
| Manufacturing ³ | 37.730 | 184.6 | 207.5 | 208.2 | -4 | .3 | 4.0 | 3.2 | .8 |
| Construction | 0.547 | 198.1 | 205.0 | 205.5 | 1.4 | .2 | 1.3 | .4 | .3 |
| Crude fuel ⁴ | 27.200 | 212.6 | 246.4 | 260.6 | 9.3 | 5.8 | 3.4 | -11.6 | 5.9 |
| Manufacturing industries | 2.426 | 202.6 | 233.8 | 246.9 | 9.0 | 5.6 | 3.3 | -11.4 | 5.8 |
| Nonmanufacturing industries | 24.774 | 217.4 | 252.0 | 266.6 | 9.3 | 5.8 | 3.4 | -11.7 | 6.0 |
| Special groupings | | | | | | | | | |
| Finished goods, excluding foods | ⁵ 78.453 | 159.6 | 165.3 | 167.6 | 3.0 | 1.4 | .9 | .8 | 1.3 |
| Intermediate materials less foods and feeds | ⁶ 95.931 | 164.3 | 170.0 | 172.0 | 3.3 | 1.2 | 1.0 | .9 | 1.2 |
| Intermediate foods and feeds | ⁶ 4.069 | 142.6 | 151.1 | 151.9 | 14.1 | .5 | 1.7 | .5 | .1 |
| Crude materials less agricultural products ^{3,7} | ⁸ 64.511 | 218.4 | 248.7 | 254.7 | 3.3 | 2.4 | 3.8 | -3.0 | 2.7 |
| Finished energy goods | ⁵ 18.857 | 135.6 | 155.2 | 162.8 | 7.2 | 4.9 | 3.6 | 3.4 | 4.1 |
| Finished goods less energy | ⁵ 81.143 | 160.4 | 162.2 | 162.5 | 3.3 | .2 | .4 | .1 | .1 |
| Finished consumer goods less energy | ⁵ 57.105 | 165.5 | 167.9 | 168.4 | 4.0 | .3 | .5 | .1 | .1 |
| Finished goods less foods and energy | ⁵ 59.596 | 160.6 | 160.9 | 161.2 | 1.6 | .2 | 0 | 0 | .2 |
| Finished consumer goods less foods and energy | ⁵ 35.559 | 168.5 | 168.8 | 169.3 | 1.4 | .3 | .1 | -1 | .3 |
| Consumer nondurable goods less foods and energy | ⁵ 19.655 | 193.6 | 195.2 | 196.0 | 2.2 | .4 | .4 | -1 | .5 |
| Intermediate energy goods | ⁶ 19.208 | 151.8 | 169.5 | 176.5 | 5.0 | 4.1 | 4.1 | 1.3 | 4.2 |
| Intermediate materials less energy | ⁶ 80.792 | 164.1 | 166.9 | 167.5 | 3.4 | .4 | .3 | .7 | .4 |
| Intermediate materials less foods and energy | ⁶ 76.723 | 165.5 | 167.9 | 168.5 | 2.9 | .4 | .2 | .8 | .4 |
| Crude energy materials ³ | ⁸ 43.694 | 195.9 | 224.9 | 234.3 | .3 | 4.2 | 1.7 | -4.9 | 4.3 |
| Crude materials less energy | ⁸ 56.202 | 162.1 | 180.5 | 183.7 | 21.3 | 1.8 | 4.4 | .9 | .8 |
| Crude nonfood materials less energy ⁴ | ⁸ 21.783 | 255.5 | 285.0 | 283.5 | 9.2 | -5 | 7.7 | .4 | .1 |

¹ Comprehensive relative importance figures are initially computed after the publication of December indexes and are recalculated after final December indexes are available.

² The indexes for January 2007 have been recalculated to incorporate late reports and corrections by respondents. All indexes are subject to revision 4 months after original publication.

³ Includes crude petroleum.

⁴ Excludes crude petroleum.

⁵ Percent of total finished goods.

⁶ Percent of total intermediate materials.

⁷ Formerly titled "Crude materials for further processing, excluding crude foodstuffs and feedstuffs, plant and animal fibers, oilseeds, and leaf tobacco."

⁸ Percent of total crude materials.

Table 2. Producer price indexes and percent changes for selected commodity groupings by stage of processing

(1982=100 unless otherwise indicated)

| Grouping | Commodity code | Unadjusted index | | | Unadjusted percent change to May 2007 from: | | Seasonally adjusted percent change from: | | |
|--|----------------|------------------------|------------------------|-----------------------|---|------------------|--|------------------|------------------|
| | | Jan. 2007 ¹ | Apr. 2007 ¹ | May 2007 ¹ | May 2006 | Apr. 2007 | Feb. to Mar. | Mar. to Apr. | Apr. to May |
| Finished goods | | 160.1 | 165.8 | 167.8 | 4.1 | 1.2 | 1.0 | 0.7 | 0.9 |
| Finished consumer goods | | 164.9 | 172.5 | 175.2 | 4.8 | 1.6 | 1.4 | .9 | 1.2 |
| Finished consumer foods | | 161.1 | 166.7 | 167.3 | 8.5 | .4 | 1.4 | .4 | -2 |
| Fresh fruits and melons ² | 01-11 | 119.0 | 121.2 | 135.9 | 40.4 | 12.1 | -7.5 | -2.8 | 12.1 |
| Fresh and dry vegetables ² | 01-13 | 158.2 | 211.5 | 137.4 | -4.5 | -35.0 | 13.5 | 8.9 | -35.0 |
| Eggs for fresh use (Dec. 1991=100) | 01-71-07 | 116.3 | 106.6 | 115.0 | 75.0 | 7.9 | -2.7 | -2.3 | 29.2 |
| Bakery products ² | 02-11 | 213.5 | 214.5 | 214.8 | 3.8 | .1 | .1 | 0 | .1 |
| Milled rice ² | 02-13 | 151.5 | 153.7 | 152.4 | 17.0 | -8 | .1 | .9 | -8 |
| Pasta products (June 1985=100) ² | 02-14-02 | 129.6 | 135.8 | 134.8 | 5.3 | -7 | .5 | .9 | -7 |
| Beef and veal ² | 02-21-01 | 140.5 | 156.4 | 158.0 | 11.3 | 1.0 | 4.1 | 2.4 | 1.0 |
| Pork | 02-21-04 | 124.4 | 130.9 | 144.8 | 15.4 | 10.6 | -1.0 | -2 | 4.6 |
| Processed young chickens | 02-22-03 | 129.4 | 141.9 | 146.3 | 35.6 | 3.1 | 1.1 | 3.0 | -7 |
| Processed turkeys | 02-22-06 | 104.8 | 105.0 | 109.3 | 9.3 | 4.1 | 3.5 | 1.4 | 3.0 |
| Finfish and shellfish | 02-23 | 249.2 | 249.1 | 237.7 | -6.1 | -4.6 | -1 | -1.2 | -4.5 |
| Dairy products ² | 02-3 | 154.4 | 162.3 | 169.6 | 18.1 | 4.5 | 1.9 | 1.6 | 4.5 |
| Processed fruits and vegetables | 02-4 | 156.3 | 156.6 | 159.4 | 8.6 | 1.8 | .3 | .3 | 2.1 |
| Confectionery end products ² | 02-55 | 204.0 | 207.0 | 207.8 | 2.4 | .4 | -1 | 1.0 | .4 |
| Soft drinks | 02-62 | 165.7 | 166.4 | 167.6 | 2.8 | .7 | .6 | .9 | .7 |
| Roasted coffee ² | 02-63-01 | 161.3 | 163.4 | 163.5 | 7.0 | .1 | 0 | 1.2 | .1 |
| Shortening and cooking oils ² | 02-78 | 195.3 | 199.5 | 209.0 | 15.1 | 4.8 | .9 | .3 | 4.8 |
| Finished consumer goods excluding foods | | 166.0 | 174.4 | 177.9 | 3.5 | 2.0 | 1.3 | 1.1 | 1.7 |
| Alcoholic beverages | 02-61 | 159.5 | 161.4 | 161.7 | .3 | .2 | .5 | .2 | .4 |
| Women's, girls', & infants' apparel (Dec. 2003=100) ² | 03-81-06 | 101.3 | 101.2 | 101.0 | .7 | -2 | 0 | 0 | -2 |
| Men's and boys' apparel (Dec. 2003=100) ² | 03-81-07 | 98.6 | 98.4 | 98.7 | .8 | .3 | .2 | -2 | .3 |
| Textile housefurnishings ² | 03-82 | 124.9 | 124.4 | 125.3 | 2.0 | .7 | -2 | .2 | .7 |
| Footwear ² | 04-3 | 150.0 | 151.7 | 151.9 | 1.9 | .1 | 1.1 | .1 | .1 |
| Residential electric power (Dec. 1990=100) | 05-41 | 134.7 | 135.8 | 137.2 | 2.3 | 1.0 | 0 | .3 | .7 |
| Residential gas (Dec. 1990=100) | 05-51 | 220.8 | 226.1 | 226.0 | 1.1 | 0 | 3.3 | .5 | .9 |
| Gasoline | 05-71 | 162.0 | 228.7 | 256.4 | 13.9 | 12.1 | 8.7 | 8.2 | 10.2 |
| Home heating oil and distillates | 05-73-02-01 | 182.1 | 221.9 | 227.8 | 2.5 | 2.7 | 1.8 | 4.8 | 2.3 |
| Pharmaceutical preparations (June 2001=100) ² | 06-38 | 126.8 | 127.7 | 128.2 | 2.5 | .4 | .5 | -2 | .4 |
| Soaps and synthetic detergents ² | 06-71 | 143.8 | 145.4 | 144.4 | 1.8 | -7 | -1 | .1 | -7 |
| Cosmetics and other toilet preparations ² | 06-75 | 146.5 | 146.6 | 147.7 | 2.1 | .8 | -1 | .1 | .8 |
| Tires, tubes, tread, etc ² | 07-12 | 117.6 | 117.2 | 118.0 | 3.9 | .7 | .1 | -6 | .7 |
| Sanitary paper products ² | 09-15-01 | 160.5 | 160.5 | 160.5 | -4 | 0 | -1 | .3 | 0 |
| Newspaper circulation | 09-31-01 | 243.9 | 243.4 | 243.4 | -6 | 0 | .3 | 0 | 0 |
| Periodical circulation | 09-32-01 | (³) | (³) | (³) | (³) | (³) | (³) | (³) | (³) |
| Book publishing ² | 09-33 | 281.5 | 283.7 | 285.1 | 4.4 | .5 | -2 | 0 | .5 |
| Household furniture ² | 12-1 | 173.7 | 174.0 | 174.2 | 1.2 | .1 | -2 | .2 | .1 |
| Floor coverings ² | 12-3 | 155.6 | 153.1 | 156.2 | 2.8 | 2.0 | -8 | -5 | 2.0 |
| Household appliances ² | 12-4 | 103.7 | 104.4 | 105.0 | 1.1 | .6 | 1.1 | -1.3 | .6 |
| Home electronic equipment ² | 12-5 | 59.5 | 59.3 | 59.3 | -1.2 | 0 | .3 | 0 | 0 |
| Household glassware ² | 12-62 | 175.9 | 177.7 | 176.6 | 3.3 | -6 | .5 | -1 | -6 |
| Household flatware ² | 12-64 | 180.1 | 188.4 | (³) | (³) | (³) | 0 | 2.1 | (³) |
| Lawn and garden equip., ex. tractors ² | 12-66 | 136.8 | 135.4 | 136.4 | 1.6 | .7 | -8 | .1 | .7 |
| Passenger cars | 14-11-01 | 129.0 | 125.6 | 125.3 | -2.6 | -2 | .2 | -1.0 | -2 |
| Toys, games, and children's vehicles ² | 15-11 | 129.7 | 130.8 | 131.0 | 1.9 | .2 | -1.1 | -4 | .2 |

See footnotes at end of table.

Table 2. Producer price indexes and percent changes for selected commodity groupings by stage of processing—Continued
(1982=100 unless otherwise indicated)

| Grouping | Commodity code | Unadjusted index | | | Unadjusted percent change to May 2007 from: | | Seasonally adjusted percent change from: | | |
|---|----------------|------------------------|------------------------|-----------------------|---|-----------|--|--------------|-------------|
| | | Jan. 2007 ¹ | Apr. 2007 ¹ | May 2007 ¹ | May 2006 | Apr. 2007 | Feb. to Mar. | Mar. to Apr. | Apr. to May |
| Finished consumer goods excluding foods—Continued | | | | | | | | | |
| Sporting and athletic goods ² | 15-12 | 129.4 | 129.2 | 128.4 | 1.8 | -0.6 | -0.2 | 0.5 | -0.6 |
| Tobacco products ² | 15-2 | 468.1 | 487.3 | 487.5 | 6.2 | 0 | 0 | .1 | 0 |
| Mobile homes ² | 15-5 | 209.7 | 211.0 | 211.4 | 1.0 | .2 | .4 | -.3 | .2 |
| Jewelry, platinum, & karat gold ² | 15-94-02 | 147.8 | 151.1 | 153.3 | .7 | 1.5 | -.3 | .3 | 1.5 |
| Costume jewelry and novelties ² | 15-94-04 | 156.6 | 156.6 | 156.6 | 1.8 | 0 | 0 | -.2 | 0 |
| Capital equipment | | 148.9 | 149.2 | 149.2 | 1.7 | 0 | -.1 | .1 | .1 |
| Agricultural machinery and equipment ² | 11-1 | 182.4 | 183.2 | 183.6 | 2.7 | .2 | .2 | .1 | .2 |
| Construction machinery and equipment ² | 11-2 | 178.4 | 178.9 | 179.1 | 2.2 | .1 | .2 | -.1 | .1 |
| Metal cutting machine tools ² | 11-37 | 164.6 | 164.9 | 165.7 | 1.7 | .5 | .7 | -.5 | .5 |
| Metal forming machine tools ² | 11-38 | 184.6 | 185.4 | 183.0 | .1 | -1.3 | 0 | .5 | -1.3 |
| Tools, dies, jigs, fixtures, and ind. molds ² | 11-39 | 144.5 | 143.4 | 143.6 | .3 | .1 | -.3 | -.6 | .1 |
| Pumps, compressors, and equipment ² | 11-41 | 190.1 | 194.9 | 194.8 | 5.4 | -.1 | .2 | .5 | -.1 |
| Industrial material handling equipment ² | 11-44 | 159.5 | 160.9 | 160.9 | 3.9 | 0 | .3 | 1.2 | 0 |
| Electronic computers (Dec. 2004=100) ² | 11-51 | 58.2 | 54.6 | 53.5 | -22.6 | -2.0 | -2.6 | -1.8 | -2.0 |
| Textile machinery ² | 11-62 | 160.9 | 161.6 | 162.4 | .2 | .5 | -.1 | .3 | .5 |
| Paper industries machinery (June 1982=100) ² | 11-64 | 180.4 | 184.5 | 183.9 | 1.7 | -.3 | -.8 | .3 | -.3 |
| Printing trades machinery ² | 11-65 | 149.8 | 151.2 | 150.6 | 3.6 | -.4 | 0 | 1.6 | -.4 |
| Transformers and power regulators ² | 11-74 | 185.6 | 193.6 | 195.6 | 19.2 | 1.0 | 2.4 | -.4 | 1.0 |
| Communication & related equip. (Dec. 1985=100) ² | 11-76 | 102.7 | 103.5 | 103.3 | .8 | -.2 | 0 | .3 | -.2 |
| X-ray and electromedical equipment ² | 11-79-05 | 93.7 | 93.3 | 92.8 | -2.3 | -.5 | .3 | .4 | -.5 |
| Oil field and gas field machinery | 11-91 | 180.2 | 182.2 | 183.5 | 7.9 | .7 | -.4 | -.4 | .6 |
| Mining machinery and equipment ² | 11-92 | 188.4 | 189.6 | 192.6 | 5.6 | 1.6 | -.4 | 0 | 1.6 |
| Office and store machines and equipment ² | 11-93 | 112.9 | 115.2 | 115.4 | .5 | .2 | .2 | .9 | .2 |
| Commercial furniture ² | 12-2 | 180.4 | 181.8 | 181.8 | 3.1 | 0 | -.8 | .3 | 0 |
| Light motor trucks | 14-11-05 | 146.6 | 145.0 | 144.6 | -.4 | -.3 | -1.2 | -.5 | -.1 |
| Heavy motor trucks ² | 14-11-06 | 173.6 | 180.2 | 180.2 | 6.8 | 0 | 0 | 3.8 | 0 |
| Truck trailers ² | 14-14 | 167.7 | 168.2 | 167.9 | 2.8 | -.2 | .4 | .1 | -.2 |
| Civilian aircraft (Dec. 1985=100) | 14-21-02 | 217.6 | 217.1 | 217.2 | 2.5 | 0 | 0 | -.2 | .3 |
| Ships (Dec. 1985=100) ² | 14-31 | 189.6 | 191.0 | 191.0 | 5.5 | 0 | -.3 | -1.3 | 0 |
| Railroad equipment ² | 14-4 | 173.9 | 177.3 | 177.0 | 4.4 | -.2 | .5 | .8 | -.2 |
| Intermediate materials, supplies, and components | | 163.3 | 169.1 | 171.0 | 3.7 | 1.1 | 1.0 | .9 | 1.1 |
| Intermediate foods and feeds | | 142.6 | 151.1 | 151.9 | 14.1 | .5 | 1.7 | .5 | .1 |
| Flour ² | 02-12-03 | 148.3 | 156.4 | 158.1 | 8.5 | 1.1 | 2.8 | 3.1 | 1.1 |
| Refined sugar and byproducts ² | 02-53 | 142.3 | 134.9 | 133.2 | -13.3 | -1.3 | -2.1 | -1.5 | -1.3 |
| Confectionery materials | 02-54 | 150.6 | 152.4 | 152.7 | 12.5 | .2 | -2.2 | .3 | .4 |
| Soft drink beverage bases (Dec. 1985=100) ² | 02-64-01-11 | 192.7 | 196.9 | 196.9 | 4.2 | 0 | 0 | 2.2 | 0 |
| Prepared animal feeds ² | 02-9 | 130.9 | 140.7 | 136.3 | 16.8 | -3.1 | 1.8 | -.8 | -3.1 |
| Intermediate materials less foods and feeds | | 164.3 | 170.0 | 172.0 | 3.3 | 1.2 | 1.0 | .9 | 1.2 |
| Synthetic fibers ² | 03-1 | 113.3 | 114.5 | 114.9 | -.1 | .3 | .9 | .4 | .3 |
| Processed yarns and threads ² | 03-2 | 115.0 | 115.8 | 115.4 | 1.8 | -.3 | -.4 | .9 | -.3 |
| Gray fabrics ² | 03-3 | 119.2 | 119.6 | 119.4 | -.7 | -.2 | .3 | 0 | -.2 |
| Finished fabrics ² | 03-4 | 127.6 | 127.8 | 127.5 | -.1 | -.2 | .1 | -.4 | -.2 |
| Industrial textile products ² | 03-83-03 | 138.0 | 139.5 | 139.0 | 1.5 | -.4 | -.2 | .4 | -.4 |
| Leather ² | 04-2 | 228.5 | 230.2 | 230.3 | 2.5 | 0 | 1.2 | .1 | 0 |
| Liquefied petroleum gas ² | 05-32 | 236.5 | 272.8 | 300.6 | 9.7 | 10.2 | 6.5 | 8.7 | 10.2 |
| Commercial electric power | 05-42 | 158.7 | 160.8 | 162.3 | 1.8 | .9 | -.4 | 1.0 | .1 |
| Industrial electric power | 05-43 | 171.9 | 173.7 | 179.1 | 4.9 | 3.1 | -1.2 | .5 | 2.4 |
| Commercial natural gas (Dec. 1990=100) | 05-52 | 233.6 | 236.8 | 235.8 | .4 | -.4 | 3.9 | -.4 | 1.0 |
| Industrial natural gas (Dec. 1990=100) | 05-53 | 238.8 | 247.7 | 250.9 | 3.6 | 1.3 | 6.9 | -1.7 | 2.7 |
| Natural gas to electric utilities (Dec. 1990=100) | 05-54 | 187.7 | 185.0 | 187.9 | -1.4 | 1.6 | 5.9 | -4.0 | 1.4 |

See footnotes at end of table.

Table 2. Producer price indexes and percent changes for selected commodity groupings by stage of processing—Continued
(1982=100 unless otherwise indicated)

| Grouping | Commodity code | Unadjusted index | | | Unadjusted percent change to May 2007 from: | | Seasonally adjusted percent change from: | | |
|---|----------------|------------------------|------------------------|-----------------------|---|-----------|--|--------------|-------------|
| | | Jan. 2007 ¹ | Apr. 2007 ¹ | May 2007 ¹ | May 2006 | Apr. 2007 | Feb. to Mar. | Mar. to Apr. | Apr. to May |
| Intermediate materials less foods and feeds—Continued | | | | | | | | | |
| Jet fuels | 05-72-03 | 174.1 | 207.9 | 205.8 | -5.9 | -1.0 | 12.4 | -2.1 | 3.0 |
| No. 2 Diesel fuel | 05-73-03 | 180.9 | 238.0 | 226.5 | -5.5 | -4.8 | 8.8 | 1.7 | -1.6 |
| Residual fuels ² | 05-74 | 133.2 | 157.2 | 169.4 | 4.4 | 7.8 | 8.2 | -6 | 7.8 |
| Industrial chemicals ² | 06-1 | 211.8 | 216.9 | 223.7 | 5.2 | 3.1 | .8 | .4 | 3.1 |
| Prepared paint | 06-21 | 204.1 | 209.4 | 209.8 | 3.7 | .2 | 2.0 | -.8 | .2 |
| Paint materials ² | 06-22 | 205.1 | 207.5 | 207.7 | 6.6 | .1 | .3 | 2.6 | .1 |
| Medicinal and botanical chemicals ² | 06-31 | 142.1 | 141.6 | 141.4 | 2.5 | -.1 | 0 | .9 | -.1 |
| Fats and oils, inedible ² | 06-4 | 162.2 | 167.9 | 180.1 | 23.1 | 7.3 | 2.4 | 4.4 | 7.3 |
| Mixed fertilizers | 06-51 | 150.8 | 165.9 | 163.5 | 12.9 | -1.4 | 4.8 | 4.3 | -.9 |
| Nitrogenates | 06-52-01 | 202.6 | 232.3 | 227.5 | 8.9 | -2.1 | 9.7 | 4.1 | -.3 |
| Phosphates ² | 06-52-02 | 140.0 | 190.5 | 189.3 | 40.3 | -.6 | 15.8 | 5.0 | -.6 |
| Other agricultural chemicals ² | 06-53 | 156.1 | 157.3 | 157.1 | 1.6 | -.1 | 1.2 | -.4 | -.1 |
| Plastic resins and materials ² | 06-6 | 187.6 | 188.8 | 194.4 | -.8 | 3.0 | .6 | -1.5 | 3.0 |
| Synthetic rubber ² | 07-11-02 | 167.3 | 167.2 | 166.7 | 4.4 | -.3 | .1 | -.2 | -.3 |
| Plastic construction products ² | 07-21 | 178.4 | 178.6 | 180.1 | -.9 | .8 | -.3 | .6 | .8 |
| Unsupported plastic film, sheet, & other shapes ² | 07-22 | 175.5 | 173.1 | 172.9 | .2 | -.1 | .6 | .7 | -.1 |
| Plastic parts and components for manufacturing ² | 07-26 | 131.1 | 129.5 | 129.2 | -.5 | -.2 | -.7 | .5 | -.2 |
| Softwood lumber ² | 08-11 | 172.6 | 174.2 | 172.0 | -17.0 | -1.3 | .1 | -.3 | -1.3 |
| Hardwood lumber ² | 08-12 | 195.2 | 191.9 | 192.4 | -1.5 | .3 | -.4 | -.2 | .3 |
| Millwork | 08-2 | 200.9 | 202.0 | 201.0 | -.6 | -.5 | -.2 | 0 | -.5 |
| Plywood ² | 08-3 | 168.0 | 172.9 | 175.1 | -.7 | 1.3 | 1.0 | 1.4 | 1.3 |
| Woodpulp ² | 09-11 | 153.4 | 158.4 | 160.7 | 12.7 | 1.5 | .6 | 0 | 1.5 |
| Paper ² | 09-13 | 170.0 | 168.8 | 167.1 | .5 | -1.0 | -.4 | -.5 | -1.0 |
| Paperboard ² | 09-14 | 198.0 | 199.2 | 198.9 | 2.7 | -.2 | .4 | .4 | -.2 |
| Paper boxes and containers ² | 09-15-03 | 195.8 | 196.6 | 196.8 | 3.1 | .1 | 0 | -.3 | .1 |
| Building paper and board ² | 09-2 | 154.4 | 156.4 | 155.3 | -15.4 | -.7 | 1.1 | 1.8 | -.7 |
| Commercial printing (June 1982=100) ² | 09-37 | 165.8 | 166.0 | 166.3 | 1.0 | .2 | .1 | .7 | .2 |
| Foundry and forge shop products ² | 10-15 | 167.3 | 170.6 | 172.4 | 6.7 | 1.1 | 1.0 | 1.5 | 1.1 |
| Steel mill products ² | 10-17 | 175.8 | 193.4 | 190.8 | 13.9 | -1.3 | 2.3 | 4.4 | -1.3 |
| Primary nonferrous metals ² | 10-22 | 245.4 | 280.0 | 284.2 | 7.5 | 1.5 | 1.3 | 10.8 | 1.5 |
| Aluminum mill shapes ² | 10-25-01 | 189.1 | 191.0 | 191.9 | 4.7 | .5 | .3 | .3 | .5 |
| Copper and brass mill shapes ² | 10-25-02 | 379.2 | 431.9 | 428.4 | 4.2 | -.8 | 1.7 | 15.8 | -.8 |
| Nonferrous wire and cable ² | 10-26 | 225.3 | 229.1 | 238.1 | 1.3 | 3.9 | -2.2 | 8.4 | 3.9 |
| Metal containers ² | 10-3 | 131.1 | 133.6 | 133.5 | 5.5 | -.1 | .9 | 1.4 | -.1 |
| Hardware ² | 10-4 | 177.6 | 179.5 | 179.7 | 4.2 | .1 | .2 | .4 | .1 |
| Plumbing fixtures and brass fittings | 10-5 | 216.1 | 220.8 | 222.9 | 8.6 | 1.0 | .7 | 0 | 1.0 |
| Heating equipment ² | 10-6 | 191.5 | 196.0 | 195.5 | 6.5 | -.3 | -.2 | .4 | -.3 |
| Fabricated structural metal products ² | 10-7 | 185.6 | 187.6 | 188.3 | 4.7 | .4 | .4 | 0 | .4 |
| Fabricated ferrous wire products (June 1982=100) ² | 10-88 | 164.2 | 164.6 | 165.7 | 2.1 | .7 | -.1 | .3 | .7 |
| Other misc. metal products ² | 10-89 | 142.9 | 143.0 | 144.4 | 3.0 | 1.0 | -.1 | -.2 | 1.0 |
| Mechanical power transmission equipment | 11-45 | 203.1 | 203.2 | 203.9 | 4.3 | .3 | .3 | 0 | .4 |
| Air conditioning and refrigeration equipment ² | 11-48 | 154.3 | 156.4 | 156.8 | 5.0 | .3 | -.1 | 0 | .3 |
| Metal valves, ex.fluid power (Dec. 1982=100) ² | 11-49-02 | 218.2 | 222.2 | 224.4 | 11.8 | 1.0 | 0 | .6 | 1.0 |
| Ball and roller bearings ² | 11-49-05 | 197.5 | 198.1 | 197.4 | 2.9 | -.4 | .2 | .3 | -.4 |
| Wiring devices ² | 11-71 | 191.0 | 191.5 | 193.5 | 4.0 | 1.0 | -.2 | .4 | 1.0 |
| Motors, generators, motor generator sets ² | 11-73 | 170.2 | 171.4 | 171.5 | 5.6 | .1 | .3 | .8 | .1 |
| Switchgear, switchboard, etc., equipment ² | 11-75 | 185.4 | 189.2 | 191.2 | 8.4 | 1.1 | .8 | 1.0 | 1.1 |
| Electronic components and accessories ² | 11-78 | 89.0 | 83.4 | 81.9 | -7.7 | -1.8 | -6.0 | -.1 | -1.8 |
| Internal combustion engines ² | 11-94 | 154.5 | 153.8 | 154.5 | 1.6 | .5 | 0 | 0 | .5 |
| Machine shop products ² | 11-95 | 158.2 | 159.6 | 159.7 | 3.5 | .1 | -.2 | .8 | .1 |
| Flat glass ² | 13-11 | 114.3 | 114.6 | 114.7 | .9 | .1 | .7 | -.7 | .1 |
| Cement | 13-22 | 207.5 | 209.2 | 211.6 | 6.4 | 1.1 | .7 | .7 | 1.7 |
| Concrete products | 13-3 | 201.2 | 202.8 | 203.1 | 4.5 | .1 | .8 | 0 | .2 |
| Asphalt felts and coatings | 13-6 | 148.4 | 146.9 | 146.0 | 3.1 | -.6 | .7 | -2.4 | -1.1 |

See footnotes at end of table.

Table 2. Producer price indexes and percent changes for selected commodity groupings by stage of processing—Continued
(1982=100 unless otherwise indicated)

| Grouping | Commodity code | Unadjusted index | | | Unadjusted percent change to May 2007 from: | | Seasonally adjusted percent change from: | | |
|--|----------------|------------------------|------------------------|-----------------------|---|-----------|--|--------------|-------------|
| | | Jan. 2007 ¹ | Apr. 2007 ¹ | May 2007 ¹ | May 2006 | Apr. 2007 | Feb. to Mar. | Mar. to Apr. | Apr. to May |
| Intermediate materials less foods and feeds—Continued | | | | | | | | | |
| Gypsum products ² | 13-7 | 265.3 | 253.7 | 239.4 | -14.1 | -5.6 | 0.0 | -2.1 | -5.6 |
| Glass containers | 13-8 | 158.4 | 159.8 | 160.3 | 4.3 | .3 | -6 | .3 | .5 |
| Motor vehicle parts ² | 14-12 | 117.4 | 117.7 | 118.0 | 1.7 | .3 | .2 | .3 | .3 |
| Aircraft engines & engine parts (Dec. 1985=100) | 14-23 | 176.6 | 177.9 | 178.1 | 3.2 | .1 | .3 | .4 | .4 |
| Aircraft parts & aux.equip.,nec (June 1985=100) ² | 14-25 | 157.7 | 157.9 | 157.9 | 1.0 | 0 | .2 | .8 | 0 |
| Photographic supplies ² | 15-42 | 122.6 | 122.9 | 122.6 | .8 | -.2 | -.1 | 0 | -.2 |
| Medical/surgical/personal aid devices | 15-6 | 162.4 | 162.7 | 162.4 | .3 | -.2 | .2 | -.2 | -.2 |
| Crude materials for further processing | | 180.0 | 203.4 | 208.4 | 11.5 | 2.5 | 3.2 | -1.5 | 2.0 |
| Crude foodstuffs and feedstuffs | | 128.7 | 143.3 | 147.9 | 31.2 | 3.2 | 2.4 | 1.3 | 1.1 |
| Wheat ² | 01-21 | 121.9 | 134.7 | 136.7 | 16.5 | 1.5 | 2.2 | 1.6 | 1.5 |
| Corn ² | 01-22-02 | 134.6 | 136.9 | 143.2 | 60.4 | 4.6 | -1.3 | -11.3 | 4.6 |
| Slaughter cattle ² | 01-31 | 128.9 | 144.3 | 144.1 | 22.3 | -.1 | 5.8 | 2.3 | -.1 |
| Slaughter hogs | 01-32 | 69.4 | 76.4 | 87.1 | 11.5 | 14.0 | -7.3 | 7.0 | -7.7 |
| Slaughter broilers/fryers ² | 01-41-02 | 178.0 | 206.2 | 219.7 | 60.1 | 6.5 | 7.1 | -.5 | 6.5 |
| Slaughter turkeys | 01-42 | 118.4 | 133.2 | 140.2 | 11.4 | 5.3 | 4.6 | -.6 | .5 |
| Fluid milk | 01-6 | 108.6 | 122.9 | 133.3 | 48.4 | 8.5 | 6.4 | 5.3 | 8.7 |
| Soybeans ² | 01-83-01-31 | 108.4 | 118.9 | 126.0 | 28.4 | 6.0 | -5.8 | 2.6 | 6.0 |
| Cane sugar, raw (Dec. 2003=100) ² | 02-52-01-03 | 117.8 | 119.1 | 121.0 | -5.5 | 1.6 | .4 | -.6 | 1.6 |
| Crude nonfood materials | | 212.9 | 242.0 | 247.7 | 3.4 | 2.4 | 3.8 | -3.0 | 2.7 |
| Raw cotton ² | 01-51 | 82.8 | 79.3 | 75.3 | -3.5 | -5.0 | -3.6 | .9 | -5.0 |
| Hides and skins ² | 04-1 | 215.6 | 220.7 | 220.9 | 12.8 | .1 | 0 | 1.1 | .1 |
| Coal | 05-1 | 128.9 | 130.6 | 129.6 | 1.6 | -.8 | -.1 | .2 | .2 |
| Natural gas ² | 05-31 | 241.7 | 286.3 | 305.2 | 10.7 | 6.6 | 3.8 | -13.0 | 6.6 |
| Crude petroleum ² | 05-61 | 146.6 | 167.0 | 170.1 | -11.4 | 1.9 | -1.3 | 7.9 | 1.9 |
| Logs, timber, etc ² | 08-5 | 218.3 | 222.9 | 223.0 | 12.7 | 0 | .9 | -.2 | 0 |
| Wastepaper | 09-12 | 278.9 | 331.9 | 343.2 | 52.7 | 3.4 | 11.1 | -7.2 | 3.4 |
| Iron ore ² | 10-11 | 127.6 | 128.9 | 128.9 | -4.9 | 0 | 0 | 1.0 | 0 |
| Iron and steel scrap | 10-12 | 351.1 | 445.8 | 398.8 | 11.8 | -10.5 | 18.8 | -2.3 | -8.3 |
| Nonferrous metal ores (Dec. 1983=100) ² | 10-21 | 207.2 | 227.8 | 239.0 | -3.5 | 4.9 | .8 | 2.8 | 4.9 |
| Copper base scrap ² | 10-23-01 | 434.6 | 500.9 | 552.6 | 9.1 | 10.3 | 8.2 | 10.2 | 10.3 |
| Aluminum base scrap | 10-23-02 | 277.5 | 288.5 | 286.9 | -6.1 | -.6 | -1.6 | 1.5 | 1.5 |
| Construction sand, gravel, and crushed stone | 13-21 | 226.3 | 230.4 | 231.5 | 9.0 | .5 | .7 | .4 | .5 |
| Industrial sand | 13-99-01 | 189.4 | 189.8 | 189.8 | 3.9 | 0 | .4 | .1 | .2 |

¹ The indexes for January 2007 have been recalculated to incorporate late reports and corrections by respondents. All indexes are subject to revision 4 months after original publication.

² Not seasonally adjusted.

³ Not available.

Table 3. Producer price indexes for selected stage-of-processing groupings, seasonally adjusted
(1982=100)

| Year and month | Index | | | | | | | | | |
|----------------|----------------|-------------------------|---|-------------------|------------------------|------------------------------|--|-----------------|---------------------------------|-------------------------|
| | Finished goods | Finished consumer foods | Finished consumer goods excluding foods | Capital equipment | Intermediate materials | Intermediate foods and feeds | Intermediate materials excluding foods | Crude materials | Crude foodstuffs and feedstuffs | Crude nonfood materials |
| 2003: | | | | | | | | | | |
| January..... | 141.1 | 142.2 | 142.3 | 139.0 | 131.3 | 120.7 | 132.0 | 128.0 | 107.2 | 140.4 |
| February..... | 142.7 | 142.5 | 145.2 | 139.0 | 133.9 | 121.3 | 134.6 | 134.2 | 107.1 | 151.4 |
| March..... | 144.3 | 142.9 | 147.6 | 139.7 | 136.6 | 121.1 | 137.4 | 152.2 | 106.2 | 184.0 |
| April..... | 142.0 | 144.2 | 143.2 | 139.1 | 133.0 | 121.3 | 133.7 | 127.9 | 107.5 | 139.9 |
| May..... | 141.8 | 144.4 | 142.6 | 139.1 | 132.5 | 122.6 | 133.0 | 129.9 | 109.4 | 142.0 |
| June..... | 142.7 | 145.1 | 144.0 | 139.2 | 133.1 | 124.9 | 133.6 | 135.9 | 109.1 | 152.7 |
| July..... | 142.8 | 144.7 | 144.3 | 139.4 | 133.3 | 124.1 | 133.8 | 132.4 | 107.1 | 148.3 |
| August..... | 143.6 | 146.1 | 145.0 | 139.8 | 133.7 | 124.7 | 134.3 | 131.0 | 110.7 | 142.9 |
| September..... | 144.0 | 147.8 | 145.3 | 139.6 | 133.7 | 128.3 | 134.1 | 134.7 | 118.6 | 143.1 |
| October..... | 144.8 | 150.8 | 145.4 | 140.0 | 134.2 | 131.9 | 134.4 | 137.9 | 127.6 | 141.5 |
| November..... | 144.7 | 150.1 | 145.4 | 140.0 | 134.3 | 135.1 | 134.4 | 137.4 | 126.1 | 141.7 |
| December..... | 145.2 | 150.4 | 146.4 | 139.9 | 135.1 | 134.5 | 135.3 | 141.9 | 125.6 | 150.1 |
| 2004: | | | | | | | | | | |
| January..... | 145.7 | 148.4 | 148.0 | 140.1 | 136.4 | 132.6 | 136.7 | 148.6 | 118.7 | 167.3 |
| February..... | 145.7 | 148.6 | 148.0 | 139.9 | 137.6 | 133.8 | 138.0 | 150.2 | 123.0 | 166.8 |
| March..... | 146.3 | 150.8 | 148.1 | 140.4 | 138.6 | 137.1 | 138.8 | 152.9 | 132.3 | 164.2 |
| April..... | 147.2 | 153.1 | 148.7 | 140.6 | 140.1 | 143.4 | 140.1 | 155.6 | 136.4 | 165.8 |
| May..... | 148.5 | 155.2 | 150.2 | 140.9 | 142.0 | 147.4 | 141.9 | 160.8 | 139.2 | 172.6 |
| June..... | 148.4 | 154.8 | 150.0 | 141.4 | 142.5 | 144.7 | 142.5 | 162.5 | 136.1 | 178.1 |
| July..... | 148.3 | 152.0 | 150.9 | 141.3 | 143.1 | 141.9 | 143.3 | 162.4 | 130.3 | 182.6 |
| August..... | 148.4 | 151.8 | 151.0 | 141.8 | 144.4 | 135.9 | 144.9 | 162.0 | 123.9 | 186.9 |
| September..... | 148.8 | 152.4 | 151.4 | 142.0 | 144.8 | 134.3 | 145.4 | 154.4 | 121.5 | 175.4 |
| October..... | 151.0 | 154.6 | 154.3 | 142.6 | 146.4 | 131.9 | 147.2 | 160.4 | 119.4 | 187.7 |
| November..... | 152.1 | 154.9 | 152.8 | 142.8 | 147.6 | 131.0 | 148.5 | 171.8 | 120.2 | 207.1 |
| December..... | 151.4 | 154.9 | 154.7 | 143.3 | 147.6 | 131.3 | 148.5 | 166.3 | 122.4 | 195.7 |
| 2005: | | | | | | | | | | |
| January..... | 151.8 | 154.6 | 155.2 | 143.8 | 148.2 | 132.4 | 149.0 | 163.8 | 125.7 | 188.7 |
| February..... | 152.6 | 155.8 | 156.4 | 143.7 | 149.3 | 131.9 | 150.2 | 162.6 | 122.4 | 189.2 |
| March..... | 153.7 | 156.7 | 157.9 | 144.1 | 150.8 | 133.4 | 151.7 | 170.5 | 128.5 | 198.3 |
| April..... | 154.2 | 156.9 | 158.7 | 144.4 | 151.4 | 133.9 | 152.3 | 175.1 | 126.1 | 208.2 |
| May..... | 153.9 | 156.5 | 158.1 | 144.8 | 151.0 | 134.8 | 151.9 | 169.6 | 124.4 | 200.0 |
| June..... | 154.0 | 155.3 | 158.8 | 144.5 | 151.4 | 134.6 | 152.3 | 166.5 | 120.8 | 197.3 |
| July..... | 155.3 | 154.2 | 161.5 | 145.0 | 152.8 | 134.4 | 153.8 | 175.3 | 120.5 | 213.1 |
| August..... | 156.1 | 153.7 | 163.2 | 145.0 | 153.4 | 134.0 | 154.4 | 181.8 | 119.0 | 225.6 |
| September..... | 158.9 | 155.4 | 167.8 | 145.2 | 157.2 | 133.9 | 158.4 | 200.4 | 120.5 | 257.1 |
| October..... | 159.8 | 155.5 | 169.4 | 145.1 | 162.2 | 134.4 | 163.6 | 211.5 | 120.2 | 276.9 |
| November..... | 158.7 | 156.4 | 167.2 | 145.0 | 160.0 | 133.9 | 161.3 | 208.5 | 120.9 | 271.0 |
| December..... | 159.8 | 157.4 | 168.8 | 145.0 | 160.4 | 134.3 | 161.7 | 200.9 | 123.9 | 255.2 |
| 2006: | | | | | | | | | | |
| January..... | 160.3 | 157.4 | 169.4 | 145.5 | 161.8 | 135.3 | 163.1 | 199.7 | 120.8 | 255.6 |
| February..... | 158.6 | 154.2 | 167.3 | 146.0 | 161.3 | 133.8 | 162.7 | 182.9 | 117.5 | 228.6 |
| March..... | 159.3 | 154.8 | 168.3 | 146.2 | 161.8 | 133.9 | 163.2 | 178.5 | 115.0 | 222.9 |
| April..... | 160.4 | 155.5 | 169.9 | 146.5 | 163.0 | 133.3 | 164.4 | 183.0 | 114.2 | 231.6 |
| May..... | 160.7 | 154.2 | 170.8 | 146.8 | 164.9 | 132.9 | 166.4 | 186.2 | 111.3 | 239.4 |
| June..... | 161.5 | 156.0 | 171.6 | 147.0 | 165.8 | 133.7 | 167.4 | 181.3 | 115.7 | 227.2 |
| July..... | 161.3 | 156.1 | 171.6 | 146.4 | 166.1 | 134.8 | 167.7 | 186.3 | 118.3 | 233.9 |
| August..... | 161.9 | 157.9 | 171.5 | 147.0 | 166.8 | 134.2 | 168.4 | 191.2 | 118.7 | 242.3 |
| September..... | 160.2 | 158.6 | 167.9 | 147.4 | 164.6 | 135.0 | 166.1 | 183.9 | 120.8 | 227.8 |
| October..... | 157.8 | 157.9 | 163.9 | 146.9 | 162.6 | 135.6 | 164.0 | 166.9 | 124.1 | 195.1 |
| November..... | 160.3 | 158.0 | 167.9 | 148.3 | 163.6 | 138.9 | 164.8 | 186.5 | 127.2 | 227.1 |
| December..... | 161.5 | 159.8 | 169.5 | 148.3 | 165.0 | 140.6 | 166.2 | 191.3 | 127.1 | 235.7 |
| 2007: | | | | | | | | | | |
| January..... | 160.6 | 161.4 | 167.0 | 148.5 | 163.9 | 143.1 | 165.0 | 180.8 | 130.2 | 212.9 |
| February..... | 162.7 | 164.7 | 169.3 | 149.2 | 165.6 | 148.3 | 166.5 | 200.1 | 139.5 | 239.6 |
| March..... | 164.3 | 167.0 | 171.5 | 149.1 | 167.3 | 150.8 | 168.2 | 206.6 | 142.9 | 248.6 |
| April..... | 165.5 | 167.6 | 173.4 | 149.2 | 168.8 | 151.5 | 169.7 | 203.6 | 144.8 | 241.1 |
| May..... | 167.0 | 167.3 | 176.4 | 149.3 | 170.7 | 151.7 | 171.7 | 207.6 | 146.4 | 247.5 |

NOTE: All seasonally adjusted indexes are subject to change up to 5 years after original publication due to the recalculation of seasonal factors each January. The indexes for

January 2007 have been recalculated to incorporate late reports and corrections by respondents.

Table 4. Producer price indexes for the net output of selected industries and industry groups, not seasonally adjusted

| Industry ¹ | Industry code | Index base | Index | | | Percent change to May 2007 from: | |
|--|---------------|------------|------------------------|------------------------|-----------------------|----------------------------------|-----------|
| | | | Jan. 2007 ² | Apr. 2007 ² | May 2007 ² | May 2006 | Apr. 2007 |
| Total mining, utilities, and manufacturing industries | | 12/06 | 99.5 | 103.1 | 104.3 | (³) | 1.2 |
| Total mining industries | | 12/84 | 188.2 | 210.2 | 219.3 | 1.8 | 4.3 |
| Oil and gas extraction | 211 | 12/85 | 217.7 | 252.5 | 267.4 | 3.1 | 5.9 |
| Mining (except oil & gas) | 212 | 12/03 | 149.1 | 155.3 | 156.9 | 1.4 | 1.0 |
| Mining support activities | 213 | 12/03 | 172.4 | 168.2 | 166.7 | -4.4 | -9 |
| Utilities | 221 | 12/03 | 122.0 | 124.6 | 125.2 | 3.5 | .5 |
| Total manufacturing industries | | 12/84 | 156.4 | 162.2 | 164.2 | 3.6 | 1.2 |
| Food mfg | 311 | 12/84 | 151.6 | 156.9 | 159.1 | 10.0 | 1.4 |
| Beverage & tobacco mfg | 312 | 12/03 | 107.5 | 109.7 | 110.0 | 3.2 | .3 |
| Textile mills | 313 | 12/03 | 107.0 | 107.4 | 107.5 | .7 | .1 |
| Textile product mills | 314 | 12/03 | 109.3 | 108.5 | 109.7 | 2.0 | 1.1 |
| Apparel manufacturing | 315 | 12/03 | 101.4 | 101.3 | 101.4 | .9 | .1 |
| Leather and allied product manufacturing | 316 | 12/84 | 148.6 | 149.3 | 149.7 | 2.1 | .3 |
| Wood product manufacturing | 321 | 12/03 | 106.6 | 107.1 | 106.9 | -3.6 | -2 |
| Paper manufacturing | 322 | 12/03 | 114.7 | 114.8 | 114.7 | 2.7 | -1 |
| Printing and related support activities | 323 | 12/03 | 106.3 | 106.6 | 106.7 | 1.2 | .1 |
| Petroleum and coal products manufacturing | 324 | 12/84 | 203.2 | 259.3 | 277.3 | 6.7 | 6.9 |
| Chemical mfg | 325 | 12/84 | 197.3 | 200.3 | 201.9 | 2.7 | .8 |
| Plastics and rubber products mfg | 326 | 12/84 | 149.9 | 149.4 | 149.5 | .5 | .1 |
| Nonmetallic mineral product manufacturing | 327 | 12/84 | 166.3 | 167.1 | 166.9 | 2.2 | -1 |
| Primary metal mfg | 331 | 12/84 | 183.6 | 196.6 | 196.8 | 10.3 | .1 |
| Fabricated metal product mfg | 332 | 12/84 | 160.0 | 161.4 | 162.5 | 5.3 | .7 |
| Machinery manufacturing | 333 | 12/03 | 111.0 | 112.0 | 112.2 | 3.6 | .2 |
| Computer & electronic product mfg | 334 | 12/03 | 96.3 | 94.9 | 94.5 | -2.2 | -4 |
| Electrical equipment and appliance mfg | 335 | 12/03 | 119.2 | 120.4 | 121.7 | 4.9 | 1.1 |
| Transportation equipment manufacturing | 336 | 12/03 | 105.0 | 104.6 | 104.6 | 1.2 | 0 |
| Furniture & related product mfg | 337 | 12/84 | 164.5 | 165.6 | 165.8 | 2.2 | .1 |
| Miscellaneous mfg | 339 | 12/03 | 106.1 | 106.6 | 106.9 | 1.9 | .3 |
| Total trade industries | | 12/06 | 102.2 | 103.3 | 105.4 | (³) | 2.0 |
| Total wholesale trade industries | | 12/06 | 102.2 | 103.3 | 103.9 | (³) | .6 |
| Merchant wholesalers, durable goods | 423 | 06/04 | 110.8 | 112.4 | 112.8 | 6.8 | .4 |
| Merchant wholesalers, nondurable goods | 424 | 06/05 | 110.2 | 111.1 | 112.1 | 5.7 | .9 |
| Wholesale trade agents and brokers | 425 | 06/05 | 103.4 | 103.2 | 102.9 | .7 | -3 |
| Total retail trade industries | | 12/06 | 102.3 | 103.3 | 106.5 | (³) | 3.1 |
| Motor vehicle and parts dealers | 441 | 12/03 | 113.4 | 115.1 | 115.1 | .7 | 0 |
| Furniture and home furnishings stores | 442 | 12/03 | 115.4 | 115.7 | 115.9 | -.2 | .2 |
| Electronics and appliance stores | 443 | 12/03 | 102.0 | 100.2 | 99.3 | -4.4 | -9 |
| Bldg material and garden equip and supp dealers | 444 | 12/03 | 118.0 | 119.3 | 122.3 | 5.7 | 2.5 |
| Food and beverage stores | 445 | 12/99 | 135.2 | 139.1 | 141.4 | 5.7 | 1.7 |
| Health and personal care stores | 446 | 12/03 | 121.8 | 122.2 | 123.4 | 4.0 | 1.0 |

See footnotes at end of the table.

Table 4. Producer price indexes for the net output of selected industries and industry groups, not seasonally adjusted--Continued

| Industry ¹ | Industry code | Index base | Index | | | Percent change to May 2007 from: | |
|--|---------------|------------|------------------------|------------------------|-----------------------|----------------------------------|-----------|
| | | | Jan. 2007 ² | Apr. 2007 ² | May 2007 ² | May 2006 | Apr. 2007 |
| Gasoline stations | 447 | 06/01 | 73.0 | 69.0 | 98.9 | 102.2 | 43.3 |
| Clothing and clothing accessories stores | 448 | 12/03 | 106.2 | 104.6 | 103.1 | -2.3 | -1.4 |
| Sporting goods hobby, book and music stores | 451 | 12/03 | 100.7 | 97.5 | 101.2 | 2.1 | 3.8 |
| General merchandise stores | 452 | 12/03 | 100.9 | 108.9 | 109.1 | -3.5 | .2 |
| Nonstore retailers | 454 | 12/03 | 134.8 | 130.5 | 129.8 | 16.3 | -5 |
| Transportation and warehousing industries | | 12/06 | 101.7 | 103.2 | 103.1 | (³) | -1 |
| Transportation industries | | 12/06 | 101.0 | 103.0 | 101.7 | (³) | -1.3 |
| Air transportation | 481 | 12/92 | 177.0 | 186.5 | 175.7 | -2.2 | -5.8 |
| Rail transportation | 482 | 12/96 | 136.1 | 136.5 | 136.9 | 1.5 | .3 |
| Water transportation | 483 | 12/03 | 110.6 | 111.8 | 112.7 | 1.4 | .8 |
| Truck transportation | 484 | 12/03 | 113.8 | 115.0 | 115.5 | 1.8 | .4 |
| Pipeline transportation of crude oil | 486110 | 06/86 | 133.4 | 133.4 | 133.4 | 0 | 0 |
| Refined petroleum product pipeline transport | 486910 | 06/86 | 125.9 | 125.9 | 125.9 | 2.9 | 0 |
| Transportation support activities | 488 | 12/03 | 107.1 | 107.6 | 108.2 | 1.5 | .6 |
| Delivery and warehouse industries | | 12/06 | 103.7 | 103.7 | 106.9 | (³) | 3.1 |
| Postal service | 491 | 06/89 | 164.7 | 164.7 | 175.4 | 6.5 | 6.5 |
| Couriers and messengers | 492 | 12/03 | 129.5 | 129.6 | 130.4 | 7.9 | .6 |
| Warehousing and storage | 493 | 06/93 | 124.7 | 125.1 | 124.7 | (³) | -3 |
| Total traditional service industries | | 12/06 | 100.8 | 101.4 | 101.1 | (³) | -3 |
| Information | | 12/06 | 99.9 | 100.7 | 101.2 | (³) | .5 |
| Publishing industries, except Internet | 511 | 12/03 | 107.5 | 108.4 | 108.8 | 2.5 | .4 |
| Broadcasting, except Internet | 515 | 12/03 | 102.7 | 101.1 | 102.0 | -1.7 | .9 |
| Telecommunications | 517 | 12/03 | 99.3 | 100.3 | 100.9 | 3.2 | .6 |
| ISPs and Web search portals | 5181 | 06/04 | 73.2 | 72.7 | 73.1 | -25.0 | .6 |
| Data processing and related services | 5182 | 12/03 | 100.1 | 100.1 | 100.5 | .9 | .4 |
| Selected health care industries | | 12/06 | 101.5 | 101.6 | 101.7 | (³) | .1 |
| Offices of physicians | 6211 | 12/96 | 121.9 | 122.3 | 122.3 | 4.4 | 0 |
| Medical and diagnostic laboratories | 6215 | 12/03 | 106.7 | 106.4 | 106.7 | 2.2 | .3 |
| Home health care services | 6216 | 12/96 | 122.9 | 122.7 | 122.9 | 1.0 | .2 |
| Hospitals | 622 | 12/92 | 157.2 | 157.3 | 157.4 | 3.3 | .1 |
| Nursing care facilities | 6231 | 12/03 | 112.6 | 112.4 | 113.2 | 4.0 | .7 |
| Residential mental retardation facilities | 62321 | 12/03 | 111.1 | 110.1 | 110.5 | 2.3 | .4 |
| Other selected traditional service industries | | 12/06 | 100.7 | 101.5 | 100.8 | (³) | -7 |
| Depository credit intermediation | 5221 | 12/03 | 114.1 | 116.9 | 112.5 | 3.4 | -3.8 |
| Security, commodity contracts and like activity | 523 | 12/03 | 117.8 | 118.1 | 118.7 | 4.6 | .5 |
| Insurance carriers and related activities | 524 | 12/03 | 107.2 | 107.5 | 107.5 | 1.1 | 0 |
| Lessors of nonres bldg (exc miniwarehouse) | 53112 | 12/03 | 105.7 | 106.0 | 105.4 | -2.0 | -6 |
| Lessors of miniwarehouse and self storage units | 53113 | 12/03 | 109.1 | 107.6 | 109.3 | .5 | 1.6 |
| Offices of real estate agents and brokers | 5312 | 12/03 | 110.5 | 111.4 | 110.5 | -.1 | -8 |
| Automotive equipment rental and leasing | 5321 | 06/01 | 119.7 | 115.9 | 113.0 | 1.3 | -2.5 |

See footnotes at end of the table.

Table 4. Producer price indexes for the net output of selected industries and industry groups, not seasonally adjusted--Continued

| Industry ¹ | Industry code | Index base | Index | | | Percent change to May 2007 from: | |
|---|---------------|------------|------------------------|------------------------|-----------------------|----------------------------------|-----------|
| | | | Jan. 2007 ² | Apr. 2007 ² | May 2007 ² | May 2006 | Apr. 2007 |
| Other heavy machinery rental and leasing | 532412 | 12/03 | 118.0 | 118.2 | 118.2 | 7.9 | 0.0 |
| Legal services | 5411 | 12/96 | 151.7 | 153.0 | 153.7 | 6.1 | .5 |
| Architectural, engineering and related services | 5413 | 12/96 | 138.3 | 139.3 | 139.9 | 4.3 | .4 |
| Management and technical consulting services | 5416 | 06/06 | 101.9 | 102.5 | 103.0 | (³) | .5 |
| Advertising agencies | 54181 | 12/03 | 104.4 | 105.0 | 105.1 | 1.5 | .1 |
| Employment services | 5613 | 12/96 | 120.8 | 121.3 | 121.1 | 2.3 | -2 |
| Travel agencies | 56151 | 12/03 | 100.5 | 100.9 | 101.2 | 2.1 | .3 |
| Janitorial services | 56172 | 12/03 | 105.1 | 105.4 | 105.6 | 1.9 | .2 |
| Waste collection | 5621 | 12/03 | 106.1 | 107.2 | 107.2 | 3.1 | 0 |
| Amusement and theme parks | 71311 | 06/06 | 102.8 | 103.5 | 104.6 | (³) | 1.1 |
| Golf courses and country clubs | 71391 | 12/05 | 104.0 | 104.1 | 105.4 | 3.8 | 1.2 |
| Fitness and recreational sports centers | 71394 | 12/04 | 98.8 | 100.0 | 99.9 | .5 | -.1 |
| Accommodation | 721 | 12/96 | 138.7 | 139.4 | 139.8 | 2.6 | .3 |

¹ Indexes in this table are derived from the net-output-weighted industry price indexes shown in table 5. Because of differences in coverage and aggregation methodology, they will generally not match the movements of similarly titled indexes which are derived from traditional commodity groupings shown in table 6.

² Data for January 2007 have been revised to reflect the availability of late reports and corrections by

respondents. All data are subject to revision 4 months after original publication. Data are not seasonally adjusted.

³ Not available.

Note: NAICS replaced the SIC classification system beginning with the release of PPI data for January 2004. See <http://www.bls.gov/ppi/ppinaics.htm> for details.

Table 5. Producer price indexes for the net output of selected industries and their products, not seasonally adjusted

| Industry and product ¹ | Industry code | Product code | Index base | Index | | | Percent change to May 2007 from: | |
|---|---------------|--------------|------------|------------------------|------------------------|-----------------------|----------------------------------|------------------|
| | | | | Jan. 2007 ² | Apr. 2007 ² | May 2007 ² | May 2006 | Apr. 2007 |
| Logging | 1133 | | 12/81 | 175.0 | 178.3 | 178.1 | 0.3 | -0.1 |
| Logging | 11331 | | 12/81 | 175.0 | 178.3 | 178.1 | .3 | -.1 |
| Logging | 113310 | | 12/81 | 175.1 | 178.4 | 178.2 | .3 | -.1 |
| Primary products | | 113310-P | 12/81 | 182.0 | 185.5 | 185.2 | .3 | -.2 |
| Softwood logs and bolts | | 113310-1 | 12/81 | 204.4 | 214.4 | 215.2 | -2.0 | .4 |
| Hardwood logs and bolts | | 113310-3 | 12/81 | 107.4 | 108.9 | 105.8 | -2.0 | -2.8 |
| Pulpwood | | 113310-5 | 12/81 | 98.4 | 96.2 | 96.3 | 4.9 | .1 |
| Other roundwood products, NEC | | 113310-7 | 06/82 | 107.1 | 106.0 | 106.4 | -1.8 | .4 |
| Receipts for contract logging of timber owned by others | | 113310-9 | 12/81 | 127.6 | 127.9 | 127.1 | 2.6 | -.6 |
| Secondary products and miscellaneous receipts | | 113310-SM | | | | | | |
| Total mining industries | | | 12/84 | 188.2 | 210.2 | 219.3 | 1.8 | 4.3 |
| Oil and gas extraction | 211 | | 12/85 | 217.7 | 252.5 | 267.4 | 3.1 | 5.9 |
| Oil and gas extraction | 2111 | | 12/85 | 217.7 | 252.5 | 267.4 | 3.1 | 5.9 |
| Crude petroleum & natural gas extraction | 211111 | | 06/02 | 212.5 | 250.2 | 259.7 | -1.1 | 3.8 |
| Primary products | | 211111-P | 06/84 | 189.4 | 223.4 | 231.8 | -1.8 | 3.8 |
| Crude petroleum | | 211111-1 | 06/84 | 159.7 | 181.9 | 185.2 | -11.4 | 1.8 |
| Natural gas (from the well head) | | 211111-3 | 06/84 | 214.9 | 262.5 | 275.2 | 11.6 | 4.8 |
| Secondary products and miscellaneous receipts | | 211111-SM | | | | | | |
| Secondary products | | 211111-S | 06/02 | 279.9 | (³) | 334.4 | 12.7 | (³) |
| Natural gas liquid extraction | 211112 | | 06/02 | 235.6 | 262.5 | 292.9 | 13.7 | 11.6 |
| Primary products | | 211112-P | 06/02 | 236.0 | 262.9 | 293.4 | 13.7 | 11.6 |
| Natural gas liquids | | 211112-1 | 06/84 | 249.9 | 288.2 | 317.6 | 9.7 | 10.2 |
| Isopentane and natural gasoline | | 211112-11 | 06/84 | 246.4 | 295.8 | 329.9 | 9.1 | 11.5 |
| Propane | | 211112-12 | 06/84 | 263.3 | 311.9 | 330.8 | 8.2 | 6.1 |
| Butane | | 211112-13 | 06/84 | 206.0 | 226.2 | 250.4 | 12.1 | 10.7 |
| Plant condensate, ethane, gas mixtures, and other natural gas liquids | | 211112-14 | 06/96 | 316.5 | 363.2 | 406.9 | 9.4 | 12.0 |
| Residue gas shipped from natural gas liquids plants | | 211112-3 | 06/84 | 248.6 | 267.6 | 300.7 | 10.6 | 12.4 |
| Secondary products and miscellaneous receipts | | 211112-SM | | | | | | |
| Mining (except oil & gas) | 212 | | 12/03 | 149.1 | 155.3 | 156.9 | 1.4 | 1.0 |
| Coal mining | 2121 | | 12/85 | 128.8 | 131.3 | 129.4 | 1.5 | -1.4 |
| Coal mining | 21211 | | 12/01 | 138.8 | 141.5 | 139.5 | 1.5 | -1.4 |
| Bituminous coal and lignite surface mining | 212111 | | 12/01 | 117.9 | 122.3 | 121.8 | 2.9 | -.4 |
| Primary products | | 212111-P | 12/01 | 118.0 | 122.4 | 121.9 | 2.9 | -.4 |
| Run-of-mine (raw) bituminous coal & lignite shipped from surface mining operations | | 212111-1 | 12/01 | 129.7 | 130.7 | 130.4 | 8.5 | -.2 |
| Raw bituminous coal & lignite from surface operations, for use without processing | | 212111-11 | 12/01 | 149.3 | 151.9 | 151.9 | 24.4 | 0 |
| Raw bituminous coal & lignite from surface operations, for processing at other establishments | | 212111-12 | 12/01 | 118.9 | 118.8 | 118.5 | -.8 | -.3 |
| Processed bituminous coal & lignite shipped from surface operations | | 212111-3 | 12/01 | 115.8 | 121.0 | 120.4 | 1.8 | -.5 |
| Processed bituminous coal & lignite, washed by wet-washing, pneumatic, or other methods | | 212111-31 | 12/01 | 107.2 | 107.6 | 107.0 | -2.0 | -.6 |
| Processed bituminous coal from surface operations (mechanically crushed/screened/sized only) | | 212111-32 | 12/01 | 126.3 | 125.9 | 127.8 | -3.8 | 1.5 |
| Processed subbituminous coal from surface operations (mechanically crushed/screened/sized only) | | 212111-33 | 12/01 | 126.2 | 134.3 | 128.9 | 4.5 | -4.0 |
| Processed lignite coal from surface operations (mechanically crushed/screened/sized only) | | 212111-34 | 12/01 | 109.2 | 134.2 | 143.6 | 27.5 | 7.0 |
| Secondary products and miscellaneous receipts | | 212111-SM | | | | | | |
| Miscellaneous receipts | | 212111-M | 12/01 | 110.5 | 110.5 | 110.5 | 1.9 | 0 |
| Secondary products | | 212111-S | 12/01 | 107.5 | 112.3 | (³) | (³) | (³) |
| Bituminous coal underground mining | 212112 | | 12/01 | 162.6 | 163.7 | 160.0 | .4 | -2.3 |
| Primary products | | 212112-P | 12/01 | 162.7 | 163.8 | 160.0 | .4 | -2.3 |
| Run-of-mine (raw) bituminous coal shipped from underground operations | | 212112-1 | 12/01 | 143.8 | 146.6 | 143.3 | 2.1 | -2.3 |
| Processed bituminous coal shipped from underground operations | | 212112-3 | 12/01 | 167.5 | 168.1 | 164.2 | 0 | -2.3 |
| Processed bituminous coal from underground operations, washed by wet washing/pneumatic/or othe | | 212112-31 | 12/01 | 168.1 | 168.9 | 164.3 | -.3 | -2.7 |
| Processed bituminous coal from underground operations (mechanically crushed/screened/or sized) | | 212112-32 | 12/01 | (³) | (³) | (³) | (³) | (³) |
| Secondary products and miscellaneous receipts | | 212112-SM | | | | | | |
| Secondary products | | 212112-S | 12/01 | 152.6 | 152.6 | 152.6 | 6.8 | 0 |
| Anthracite mining | 212113 | | 12/79 | 242.5 | 235.3 | 234.9 | 2.5 | -.2 |
| Primary products | | 212113-P | 12/79 | 240.9 | 233.7 | 233.3 | 2.5 | -.2 |

See footnotes at end of table.

Table 5. Producer price indexes for the net output of selected industries and their products, not seasonally adjusted
—Continued

| Industry and product ¹ | Industry code | Product code | Index base | Index | | | Percent change to May 2007 from: | |
|---|---------------|--------------|------------|------------------------|------------------------|-----------------------|----------------------------------|------------------|
| | | | | Jan. 2007 ² | Apr. 2007 ² | May 2007 ² | May 2006 | Apr. 2007 |
| Anthracite mining—Continued | | | | | | | | |
| Run-of-mine (raw) anthracite | | 212113-1 | 12/79 | 176.7 | 172.8 | 172.9 | 2.3 | 0.1 |
| Processed anthracite | | 212113-3 | 12/79 | 266.9 | 258.4 | 257.8 | 2.5 | -.2 |
| Metal ore mining | 2122 | | 12/84 | 196.3 | 214.7 | 223.2 | -3.8 | 4.0 |
| Iron ore mining | 21221 | | 12/84 | 126.3 | 127.6 | 127.6 | -4.9 | 0 |
| Iron ore mining | 212210 | | 12/84 | 126.3 | 127.6 | 127.6 | -4.9 | 0 |
| Primary products | | 212210-P | 12/84 | 129.3 | 130.6 | 130.6 | -4.9 | 0 |
| Iron ores | | 212210-8 | 12/97 | 134.1 | 135.4 | 135.4 | -5.0 | 0 |
| Gold ore & silver ore mining | 21222 | | 12/84 | 123.9 | 135.9 | 134.3 | -5.6 | -1.2 |
| Gold ore mining | 212221 | | 06/85 | 180.3 | 198.7 | 196.5 | -5.6 | -1.1 |
| Primary products | | 212221-P | 06/85 | 179.7 | 198.6 | 196.5 | -5.4 | -1.1 |
| Gold ores | | 212221-0 | 06/85 | 179.7 | 198.6 | 196.5 | -5.4 | -1.1 |
| Secondary products and miscellaneous receipts | | 212221-SM | | | | | | |
| Copper, nickel, lead & zinc mining | 21223 | | 06/88 | 317.4 | 366.1 | (³) | (³) | (³) |
| Copper ore and nickel ore mining | 212234 | | 06/88 | 326.7 | 376.7 | (³) | (³) | (³) |
| Primary products | | 212234-P | 12/03 | 300.6 | 347.5 | (³) | (³) | (³) |
| Copper concentrates | | 212234-3 | 06/01 | 412.3 | 430.2 | (³) | (³) | (³) |
| Copper precipitates and electrowon copper | | 212234-5 | 06/01 | 359.5 | 456.4 | (³) | (³) | (³) |
| Secondary products and miscellaneous receipts | | 212234-SM | | | | | | |
| Other metal ore mining | 21229 | | 12/85 | 129.0 | 126.3 | 132.7 | 6.2 | 5.1 |
| Other metal ore mining | 212290 | | 12/85 | 426.0 | 416.9 | 438.2 | 6.2 | 5.1 |
| Primary products | | 212290-P | 12/03 | 323.9 | 316.8 | 333.2 | 6.0 | 5.2 |
| Other metal ore mining | | 212290-1 | 12/03 | 323.9 | 316.8 | 333.2 | 6.0 | 5.2 |
| Secondary products and miscellaneous receipts | | 212290-SM | | | | | | |
| Nonmetallic mineral mining & quarrying | 2123 | | 12/84 | 184.8 | 188.3 | 190.4 | 8.2 | 1.1 |
| Stone mining & quarrying | 21231 | | 12/84 | 204.3 | 207.8 | 210.6 | 10.4 | 1.3 |
| Dimension stone mining and quarrying | 212311 | | 06/85 | 186.0 | 187.9 | 187.4 | 1.1 | -.3 |
| Primary products | | 212311-P | 06/85 | 181.5 | 183.5 | 183.0 | .9 | -.3 |
| Dimension stone | | 212311-0 | 06/85 | 181.5 | 183.5 | 183.0 | .9 | -.3 |
| Secondary products and miscellaneous receipts | | 212311-SM | | | | | | |
| Miscellaneous receipts | | 212311-M | 06/05 | 104.5 | (³) | 104.5 | 1.6 | (³) |
| Crushed and broken limestone mining | 212312 | | 12/83 | 199.2 | 203.4 | 208.3 | 10.6 | 2.4 |
| Primary products | | 212312-P | 12/83 | 201.7 | 206.0 | 211.2 | 10.9 | 2.5 |
| Crushed and broken limestone | | 212312-0 | 12/83 | 201.7 | 206.0 | 211.2 | 10.9 | 2.5 |
| Secondary products and miscellaneous receipts | | 212312-SM | | | | | | |
| Miscellaneous receipts | | 212312-M | 06/05 | 109.5 | 116.8 | 117.7 | 8.8 | .8 |
| Secondary products | | 212312-S | 12/83 | 166.3 | 165.9 | 166.0 | 4.8 | .1 |
| Crushed and broken granite mining | 212313 | | 12/83 | 266.1 | 270.8 | 270.1 | 14.2 | -.3 |
| Primary products | | 212313-P | 12/83 | 267.8 | 272.1 | 271.6 | 14.3 | -.2 |
| Crushed and broken granite | | 212313-0 | 12/83 | 267.8 | 272.1 | 271.6 | 14.3 | -.2 |
| Secondary products and miscellaneous receipts | | 212313-SM | | | | | | |
| Secondary products | | 212313-S | 12/83 | 174.9 | 195.4 | 189.5 | 9.5 | -3.0 |
| Other crushed and broken stone mining | 212319 | | 12/83 | 212.5 | 213.2 | 212.8 | 6.1 | -.2 |
| Primary products | | 212319-P | 12/83 | 213.9 | 214.6 | 213.8 | 5.7 | -.4 |
| Bituminous limestone and sandstone, and other crushed and broken stone mining | | 212319-0 | 12/83 | 213.9 | 214.6 | 213.8 | 5.7 | -.4 |
| Secondary products and miscellaneous receipts | | 212319-SM | | | | | | |
| Secondary products | | 212319-S | 12/83 | 208.8 | 209.6 | 211.7 | 10.7 | 1.0 |
| Sand/gravel/clay/refractory minerals mining | 21232 | | 12/03 | 123.1 | 126.1 | 126.2 | 7.4 | .1 |
| Construction sand and gravel mining | 212321 | | 06/82 | 240.7 | 247.6 | 247.7 | 8.3 | 0 |
| Primary products | | 212321-P | 06/82 | 242.2 | 249.3 | 249.4 | 8.4 | 0 |
| Construction sand and gravel (run of pit or bank) | | 212321-1 | 06/06 | 106.9 | 110.9 | 110.5 | (³) | -.4 |
| Construction sand and gravel (washed, screened, or otherwise treated) | | 212321-2 | 06/06 | 104.3 | 107.2 | 107.3 | (³) | .1 |
| Construction sand (washed, screened, or otherwise treated) | | 212321-21 | 06/06 | 104.0 | 107.1 | 107.6 | (³) | .5 |
| Construction gravel (washed, screened, or otherwise treated) | | 212321-22 | 06/06 | 104.5 | 107.2 | 107.0 | (³) | -.2 |
| Secondary products and miscellaneous receipts | | 212321-SM | | | | | | |
| Miscellaneous receipts | | 212321-M | 06/82 | 252.8 | 255.6 | 255.3 | 1.3 | -.1 |
| Secondary products | | 212321-S | 06/82 | 195.2 | 200.4 | 200.3 | 8.0 | 0 |
| Industrial sand mining | 212322 | | 06/82 | 192.5 | 193.2 | 192.8 | 3.9 | -.2 |

See footnotes at end of table.

Table 5. Producer price indexes for the net output of selected industries and their products, not seasonally adjusted
—Continued

| Industry and product ¹ | Industry code | Product code | Index base | Index | | | Percent change to May 2007 from: | |
|---|---------------|--------------|------------|------------------------|------------------------|-----------------------|----------------------------------|------------------|
| | | | | Jan. 2007 ² | Apr. 2007 ² | May 2007 ² | May 2006 | Apr. 2007 |
| Industrial sand mining—Continued | | | | | | | | |
| Primary products | | 212322-P | 06/82 | 191.8 | 192.2 | 192.2 | 3.9 | 0.0 |
| Industrial glass sand | | 212322-1 | 06/82 | 190.4 | 190.9 | 190.9 | 1.9 | 0 |
| Industrial molding sand | | 212322-3 | 06/82 | 224.7 | 224.8 | 224.8 | 5.2 | 0 |
| Other industrial sand | | 212322-9 | 06/82 | 172.1 | 172.4 | 172.4 | 6.1 | 0 |
| Secondary products and miscellaneous receipts | | 212322-SM | | | | | | |
| Secondary products | | 212322-S | 06/82 | 214.4 | 218.9 | 214.4 | (³) | -2.1 |
| Kaolin and ball clay mining | 212324 | | 06/84 | 141.2 | 146.0 | 146.1 | 8.9 | .1 |
| Primary products | | 212324-P | 06/84 | 141.7 | 146.6 | 146.7 | 9.2 | .1 |
| Prepared kaolin and ball clay | | 212324-2 | 06/84 | 142.8 | 142.9 | 143.1 | 6.2 | .1 |
| Secondary products and miscellaneous receipts | | 212324-SM | | | | | | |
| Secondary products | | 212324-S | 08/84 | 133.5 | 135.9 | 135.9 | 3.7 | 0 |
| Clay, ceramic, and refractory minerals mining | 212325 | | 06/84 | 161.4 | 161.3 | 162.4 | 3.3 | .7 |
| Primary products | | 212325-P | 06/84 | 160.5 | 160.5 | 161.6 | 3.4 | .7 |
| Common (miscellaneous) clay and shale | | 212325-B | 06/84 | 162.9 | 162.7 | 162.7 | 2.1 | 0 |
| Bentonite | | 212325-C | 06/84 | 140.9 | 140.9 | 143.3 | 7.2 | 1.7 |
| Fire clay | | 212325-4 | 12/84 | 113.9 | 113.9 | (³) | (³) | (³) |
| Other clay, ceramic, and refractory materials including magnesite and brucite | | 212325-9 | 06/84 | 170.8 | 170.7 | 170.8 | 2.8 | .1 |
| Secondary products and miscellaneous receipts | | 212325-SM | | | | | | |
| Secondary products | | 212325-S | 06/84 | 172.6 | 172.6 | 172.6 | 0 | 0 |
| Other nonmetallic mineral mining & quarrying | 212329 | | 12/84 | 137.8 | 139.5 | 143.3 | 4.3 | 2.7 |
| Potash, soda, and borate mineral mining | 212391 | | 12/84 | 157.1 | 161.3 | 163.6 | 4.8 | 1.4 |
| Primary products | | 212391-P | 12/84 | 157.0 | 161.3 | 163.6 | 4.8 | 1.4 |
| Processed or refined potassium salts | | 212391-2 | 12/84 | 199.3 | 202.4 | 207.3 | 3.7 | 2.4 |
| Natural sodium carbonates and sulfates | | 212391-3 | 12/84 | 145.6 | 150.3 | 151.8 | 5.3 | 1.0 |
| Secondary products and miscellaneous receipts | | 212391-SM | | | | | | |
| Phosphate rock mining | 212392 | | 12/82 | 125.2 | 126.0 | (³) | (³) | (³) |
| Primary products | | 212392-P | 12/82 | 125.5 | 126.4 | (³) | (³) | (³) |
| Other chemical and fertilizer mineral mining | 212393 | | 12/89 | 115.0 | 117.4 | 118.5 | 8.2 | .9 |
| Primary products | | 212393-P | 12/89 | 111.7 | 113.3 | 114.5 | 7.8 | 1.1 |
| Rock salt | | 212393-3 | 12/84 | (³) | 221.0 | 221.0 | 5.7 | 0 |
| Secondary products and miscellaneous receipts | | 212393-SM | | | | | | |
| All other nonmetallic mineral mining | 212399 | | 06/85 | 178.8 | 176.3 | 178.1 | 5.3 | 1.0 |
| Primary products | | 212399-P | 06/85 | 180.0 | 177.4 | 179.3 | 5.5 | 1.1 |
| All other nonmetallic mineral mining | | 212399-A | 06/85 | 180.0 | 177.4 | 179.3 | 5.5 | 1.1 |
| Secondary products and miscellaneous receipts | | 212399-SM | | | | | | |
| Mining support activities | 213 | | 12/03 | 172.4 | 168.2 | 166.7 | -4.4 | -9 |
| Mining support activities | 2131 | | 12/03 | 172.4 | 168.2 | 166.7 | -4.4 | -9 |
| Drilling oil and gas wells | 213111 | | 12/85 | 367.1 | 349.0 | 342.2 | -13.1 | -1.9 |
| Primary products | | 213111-P | 12/85 | 371.8 | 351.3 | 344.6 | -13.9 | -1.9 |
| Drilling oil, gas, dry, or service wells | | 213111-01 | 12/85 | 359.2 | 335.7 | 330.8 | -15.1 | -1.5 |
| Drilling in, spudding in, tailing in, or reworking oil and gas wells | | 213111-02 | 12/92 | 315.7 | 308.0 | (³) | (³) | (³) |
| Oil and gas well directional drilling control | | 213111-03 | 12/03 | 227.9 | 195.3 | 179.0 | -20.0 | -8.3 |
| Secondary products | | 213111-S | 12/99 | (³) | (³) | (³) | (³) | (³) |
| Support activities for oil and gas operations | 213112 | | 12/85 | 194.4 | 194.8 | 195.2 | 5.7 | .2 |
| Primary products | | 213112-P | 12/85 | 197.2 | 197.7 | 198.1 | 5.9 | .2 |
| Secondary products and miscellaneous receipts | | 213112-SM | | | | | | |
| Miscellaneous receipts | | 213112-M | 11/94 | 180.2 | 180.2 | 180.2 | 5.4 | 0 |
| Support activities for coal mining | 213113 | | 06/85 | 162.9 | 164.6 | 166.2 | 1.2 | 1.0 |
| Primary products | | 213113-P | 06/85 | 164.3 | 166.0 | 167.6 | 1.1 | 1.0 |
| Support activities for coal mining | | 213113-0 | 06/85 | 164.3 | 166.0 | 167.6 | 1.1 | 1.0 |
| Support activities for metal mining | 213114 | | 12/85 | 137.3 | 137.3 | 137.3 | 2.8 | 0 |
| Primary services | | 213114-P | 12/85 | 138.9 | 138.9 | 138.9 | 2.8 | 0 |
| Metal mining services | | 213114-0 | 12/85 | 138.9 | 138.9 | 138.9 | 2.8 | 0 |
| Secondary products and miscellaneous receipts | | 213114-SM | | | | | | |
| Support activities for nonmetallic minerals | 213115 | | 06/85 | 138.6 | 138.6 | 138.7 | .9 | .1 |
| Primary services | | 213115-P | 06/85 | 133.8 | 133.6 | 133.7 | .8 | .1 |
| Nonmetallic minerals support activity (except fuels) | | 213115-0 | 06/85 | 133.8 | 133.6 | 133.7 | .8 | .1 |
| Secondary products and miscellaneous receipts | | 213115-SM | | | | | | |
| Miscellaneous receipts | | 213115-M | 12/98 | 141.0 | 142.3 | 142.3 | 2.0 | 0 |
| Utilities | 221 | | 12/03 | 122.0 | 124.6 | 125.2 | 3.5 | .5 |

See footnotes at end of table.

Table 5. Producer price indexes for the net output of selected industries and their products, not seasonally adjusted
—Continued

| Industry and product ¹ | Industry code | Product code | Index base | Index | | | Percent change to May 2007 from: | |
|---|---------------|--------------|------------|------------------------|------------------------|-----------------------|----------------------------------|-----------|
| | | | | Jan. 2007 ² | Apr. 2007 ² | May 2007 ² | May 2006 | Apr. 2007 |
| Electric power generation, transmission, and distribution | 2211 | | 12/03 | 116.9 | 119.7 | 120.3 | 3.4 | 0.5 |
| Electric power generation | 22111 | | 12/03 | 121.8 | 129.0 | 127.0 | 4.1 | -1.6 |
| Electric power generation | 221110 | | 12/03 | 121.8 | 129.0 | 127.0 | 4.1 | -1.6 |
| Primary products | | 221110-P | 12/03 | 121.9 | 129.3 | 127.3 | 4.1 | -1.5 |
| Utilities | | 221110-4 | 12/03 | 123.5 | 131.5 | 133.8 | 6.4 | 1.7 |
| Non-Utilities | | 221110-5 | 12/03 | 117.1 | 123.0 | 113.0 | 12.2 | -8.1 |
| Secondary products and miscellaneous receipts | | 221110-SM | | | | | | |
| Miscellaneous receipts | | 221110-M | 12/03 | 121.9 | 125.0 | 121.4 | 2.9 | -2.9 |
| Electric power transmission, control, and distribution | 22112 | | 12/03 | 114.6 | 115.8 | 117.4 | 2.8 | 1.4 |
| Electric bulk power transmission and control | 221121 | | 12/03 | 103.2 | 104.9 | 106.1 | 2.2 | 1.1 |
| Primary products | | 221121-P | 12/03 | 103.4 | 105.1 | 106.3 | 2.1 | 1.1 |
| Electric bulk power transmission and control | | 221121-3 | 12/03 | 103.4 | 105.1 | 106.3 | 2.1 | 1.1 |
| Electric power distribution | 221122 | | 12/03 | 114.6 | 115.8 | 117.3 | 2.8 | 1.3 |
| Primary products | | 221122-P | 12/90 | 137.9 | 139.4 | 141.5 | 2.9 | 1.5 |
| Residential electric power | | 221122-41 | 12/90 | 134.7 | 135.8 | 137.2 | 2.3 | 1.0 |
| New England | | 221122-411 | 12/90 | 108.3 | 110.0 | 108.1 | -4.8 | -1.7 |
| Middle Atlantic | | 221122-412 | 12/90 | 130.2 | 130.8 | 130.9 | 3.2 | .1 |
| East North Central | | 221122-413 | 12/90 | 124.8 | 126.9 | 131.8 | 10.8 | 3.9 |
| West North Central | | 221122-414 | 12/90 | 111.7 | 115.4 | 114.0 | 4.8 | -1.2 |
| South Atlantic | | 221122-415 | 12/90 | 133.6 | 135.9 | 136.0 | 4.1 | .1 |
| East South Central | | 221122-416 | 12/90 | 142.7 | 144.4 | 145.7 | 1.0 | .9 |
| West South Central | | 221122-417 | 12/90 | 164.2 | 160.5 | 162.5 | -2.5 | 1.2 |
| Mountain | | 221122-418 | 12/90 | 124.2 | 123.6 | 128.9 | .3 | 4.3 |
| Pacific | | 221122-419 | 12/90 | 139.3 | 141.4 | 142.8 | -1.5 | 1.0 |
| Commercial electric power | | 221122-42 | 12/90 | 138.9 | 140.8 | 142.1 | 1.8 | .9 |
| New England | | 221122-421 | 12/90 | 127.7 | 138.0 | 132.8 | 2.3 | -3.8 |
| Middle Atlantic | | 221122-422 | 12/90 | 127.1 | 129.1 | 129.3 | 3.1 | .2 |
| East North Central | | 221122-423 | 12/90 | 126.6 | 126.8 | 132.7 | 8.9 | 4.7 |
| West North Central | | 221122-424 | 12/90 | 107.4 | 111.2 | 109.9 | 5.1 | -1.2 |
| South Atlantic | | 221122-425 | 12/90 | 132.1 | 133.5 | 134.0 | 2.2 | .4 |
| East South Central | | 221122-426 | 12/90 | 131.6 | 133.0 | 132.8 | .5 | -.2 |
| West South Central | | 221122-427 | 12/90 | 168.1 | 166.8 | 167.8 | -2.2 | .6 |
| Mountain | | 221122-428 | 12/90 | 111.6 | 111.8 | 116.7 | 1.7 | 4.4 |
| Pacific | | 221122-429 | 12/90 | 170.5 | 172.6 | 175.1 | -3.6 | 1.4 |
| Industrial electric power | | 221122-43 | 12/90 | 144.5 | 146.1 | 150.6 | 4.9 | 3.1 |
| New England | | 221122-431 | 12/90 | 102.4 | 112.5 | 99.7 | -8.0 | -11.4 |
| Middle Atlantic | | 221122-432 | 12/90 | 126.7 | 130.9 | 131.2 | 5.5 | .2 |
| East North Central | | 221122-433 | 12/90 | 149.5 | 142.8 | 167.5 | 22.2 | 17.3 |
| West North Central | | 221122-434 | 12/90 | 115.5 | 120.1 | 118.2 | 5.3 | -1.6 |
| South Atlantic | | 221122-435 | 12/90 | 134.0 | 134.8 | 135.4 | -1.2 | .4 |
| East South Central | | 221122-436 | 12/90 | 128.2 | 134.1 | 133.2 | 1.8 | -.7 |
| West South Central | | 221122-437 | 12/90 | 218.8 | 220.2 | 220.2 | .6 | 0 |
| Mountain | | 221122-438 | 12/90 | 113.7 | 114.7 | 119.5 | 1.1 | 4.2 |
| Pacific | | 221122-439 | 12/90 | 141.9 | 147.5 | 148.1 | .7 | .4 |
| Other customers | | 221122-44 | 12/90 | 129.8 | 133.6 | 138.1 | 12.4 | 3.4 |
| Secondary products and miscellaneous receipts | | 221122-SM | | | | | | |
| Miscellaneous receipts | | 221122-M | 12/90 | 137.4 | 138.2 | 137.7 | 1.3 | -.4 |
| Natural gas distribution | 2212 | | 12/03 | 127.7 | 129.3 | 129.7 | 1.6 | .3 |
| Natural gas distribution | 22121 | | 12/03 | 127.7 | 129.3 | 129.7 | 1.6 | .3 |
| Natural gas distribution | 221210 | | 12/03 | 127.7 | 129.3 | 129.7 | 1.6 | .3 |
| Primary products | | 221210-P | 12/90 | 217.7 | 220.1 | 220.8 | 1.3 | .3 |
| Natural gas to ultimate consumers | | 221210-11 | 12/90 | 225.6 | 228.6 | 229.4 | 1.1 | .3 |
| Residential natural gas | | 221210-112 | 12/90 | 220.8 | 226.1 | 226.0 | 1.1 | 0 |
| Commercial natural gas | | 221210-113 | 12/90 | 233.6 | 236.8 | 235.8 | .4 | -.4 |
| Industrial natural gas | | 221210-114 | 12/90 | 238.8 | 247.7 | 250.9 | 3.6 | 1.3 |
| To electric power | | 221210-115 | 12/90 | 187.7 | 185.0 | 187.9 | -1.4 | 1.6 |
| Delivered to ultimate consumers for the account of others (transportation only) | | 221210-12 | 12/90 | 132.7 | 130.8 | 130.9 | 3.5 | .1 |
| Industrial consumer | | 221210-122 | 12/90 | 132.2 | 128.7 | 129.2 | 2.7 | .4 |
| Other consumers | | 221210-123 | 12/90 | 267.0 | 266.8 | 265.8 | 4.6 | -.4 |
| Secondary products and miscellaneous receipts | | 221210-SM | | | | | | |
| Miscellaneous receipts | | 221210-M | 12/90 | 154.9 | 161.1 | 160.5 | 4.8 | -.4 |
| Construction industries | | | | | | | | |
| New warehouse building construction | 236221 | | 12/04 | 117.5 | 117.5 | 117.5 | 6.0 | 0 |
| Primary products | | 236221-P | 12/04 | 117.5 | 117.5 | 117.5 | 6.0 | 0 |
| New school building construction | 236222 | | 12/05 | 117.2 | 117.3 | 117.3 | 13.9 | 0 |

See footnotes at end of table.

Table 5. Producer price indexes for the net output of selected industries and their products, not seasonally adjusted
—Continued

| Industry and product ¹ | Industry code | Product code | Index base | Index | | | Percent change to May 2007 from: | |
|--|---------------|--------------|------------|------------------------|------------------------|-----------------------|----------------------------------|-----------|
| | | | | Jan. 2007 ² | Apr. 2007 ² | May 2007 ² | May 2006 | Apr. 2007 |
| New school building construction—Continued | | | | | | | | |
| Primary products | | 236222-P | 12/05 | 117.2 | 117.3 | 117.3 | 13.9 | 0.0 |
| New office building construction | 236223 | | 06/06 | 106.6 | 107.3 | 107.3 | (³) | 0 |
| Primary products | | 236223-P | 06/06 | 106.6 | 107.3 | 107.3 | (³) | 0 |
| Total manufacturing industries | | | 12/84 | 156.4 | 162.2 | 164.2 | 3.6 | 1.2 |
| Food mfg | 311 | | 12/84 | 151.6 | 156.9 | 159.1 | 10.0 | 1.4 |
| Animal food mfg | 3111 | | 12/03 | 112.8 | 117.5 | 115.0 | 14.9 | -2.1 |
| Animal food mfg | 31111 | | 12/03 | 112.8 | 117.5 | 115.0 | 14.9 | -2.1 |
| Dog and cat food manufacturing | 311111 | | 12/85 | 150.7 | 154.1 | 154.4 | 4.3 | .2 |
| Primary products | | 311111-P | 12/85 | 151.0 | 154.8 | 155.1 | 4.6 | .2 |
| Dog food | | 311111-1 | 12/85 | 155.3 | 159.9 | 160.4 | 5.9 | .3 |
| Cat food | | 311111-4 | 12/85 | 143.1 | 145.5 | 145.7 | 2.5 | .1 |
| Secondary products and miscellaneous receipts | | 311111-SM | | | | | | |
| Secondary products | | 311111-S | 12/85 | 166.2 | 168.1 | 168.1 | 1.1 | 0 |
| Other animal food manufacturing | 311119 | | 12/80 | 125.4 | 131.9 | 127.4 | 21.0 | -3.4 |
| Primary products | | 311119-P | 12/80 | 122.5 | 129.0 | 124.3 | 22.1 | -3.6 |
| Swine feed, complete | | 311119-A | 12/80 | 165.6 | 168.7 | 167.6 | 26.9 | -.7 |
| Swine feed supplements, concentrates, and premixes | | 311119-D | 12/80 | 129.2 | 130.6 | 128.8 | 8.0 | -1.4 |
| Beef cattle feed, complete | | 311119-G | 12/80 | 188.8 | 203.8 | 200.8 | 30.7 | -1.5 |
| Beef cattle feed supplements, concentrates, and premixes | | 311119-J | 12/80 | 137.4 | 141.4 | 137.2 | 12.3 | -3.0 |
| Other poultry and livestock feed | | 311119-N | 12/80 | 148.0 | 156.5 | 152.4 | 19.3 | -2.6 |
| Other prepared animal feeds, including feeding materials and adjuncts | | 311119-Q | 12/80 | 149.7 | 162.1 | 154.5 | 28.3 | -4.7 |
| Specialty feeds | | 311119-R | 06/91 | 136.3 | 142.0 | 138.5 | 8.5 | -2.5 |
| Chicken and turkey feed, supplements, concentrates, and premixes | | 311119-1 | 12/80 | 98.9 | 108.3 | 102.5 | 29.1 | -5.4 |
| Complete chicken feed, starter-growers and layer-breeders | | 311119-11 | 12/97 | 104.0 | 110.1 | 104.5 | 23.2 | -5.1 |
| Complete chicken feed, broilers | | 311119-12 | 12/80 | 102.8 | 113.9 | 108.1 | 30.2 | -5.1 |
| Turkey feed and chicken and turkey supplements, concentrates, and premixes | | 311119-13 | 12/97 | 107.3 | 119.5 | 112.1 | 33.3 | -6.2 |
| Dairy cattle feed, complete | | 311119-4 | 12/80 | 130.0 | 124.1 | 120.4 | 18.5 | -3.0 |
| Dairy cattle feed supplements, concentrates, and premixes | | 311119-7 | 12/80 | 122.9 | 126.0 | 123.8 | 6.8 | -1.7 |
| Secondary products and miscellaneous receipts | | 311119-SM | | | | | | |
| Miscellaneous receipts | | 311119-M | 12/80 | 141.6 | 147.1 | 145.4 | 10.7 | -1.2 |
| Secondary products | | 311119-S | 12/80 | 173.7 | 183.3 | 181.3 | 9.9 | -1.1 |
| Grain & oilseed milling | 3112 | | 12/03 | 111.1 | 116.6 | 116.1 | 12.8 | -.4 |
| Flour milling & malt mfg | 31121 | | 12/03 | 115.8 | 119.3 | 119.5 | 11.3 | .2 |
| Flour Milling | 311211 | | 06/83 | 134.2 | 139.0 | 139.7 | 10.8 | .5 |
| Primary products | | 311211-P | 06/83 | 135.4 | 140.5 | 141.3 | 11.4 | .6 |
| Prepared flour mixes, including refrigerated and frozen doughs and batters, made in flour mill | | 311211-A | 06/83 | 156.6 | 158.5 | 159.9 | 4.9 | .9 |
| Other grain mill products | | 311211-B | 06/83 | 163.8 | 168.6 | 173.1 | 29.5 | 2.7 |
| Wheat flour (except flour mixes), made in flour mills | | 311211-1 | 06/83 | 144.8 | 152.7 | 154.4 | 8.6 | 1.1 |
| All white flour types | | 311211-11 | 12/04 | 113.2 | 119.7 | 120.3 | 7.8 | .5 |
| Whole wheat flour, incl. durum, semolina & bulgur | | 311211-18 | 12/04 | 108.7 | 112.4 | 119.0 | 14.6 | 5.9 |
| Wheat mill products except flour | | 311211-4 | 06/83 | 76.7 | 72.4 | 69.0 | 44.1 | -4.7 |
| Corn mill products | | 311211-7 | 06/83 | 111.3 | 112.9 | 112.4 | 17.8 | -.4 |
| Secondary products and miscellaneous receipts | | 311211-SM | | | | | | |
| Secondary products | | 311211-S | 06/83 | 116.9 | 116.9 | 116.9 | .4 | 0 |
| Rice milling | 311212 | | 06/84 | 126.3 | 128.4 | 127.1 | 15.3 | -1.0 |
| Primary products | | 311212-P | 06/84 | 126.4 | 128.6 | 127.3 | 17.3 | -1.0 |
| Milled rice and byproducts | | 311212-0 | 12/03 | 121.8 | 123.8 | 122.6 | 17.3 | -1.0 |
| Head rice not packaged with other ingredients, packed in bags of 100 lb or more | | 311212-01 | 06/03 | 160.6 | 160.0 | 158.7 | 17.6 | -.8 |
| Head rice not packaged with other ingredients, packed in containers of 3lb or less | | 311212-02 | 06/03 | 122.0 | 123.3 | 123.3 | 4.1 | 0 |
| Head rice not packaged with other ingredients, packed in all other containers | | 311212-03 | 06/03 | 150.0 | 150.7 | 150.6 | 9.9 | -.1 |
| Milled rice (incl second heads, screenings, brewers, bran sharps, rice flour, & byproducts) | | 311212-04 | 06/03 | 174.6 | 188.8 | 182.2 | 44.9 | -3.5 |
| Secondary products and miscellaneous receipts | | 311212-SM | | | | | | |
| Malt manufacturing | 311213 | | 06/85 | 115.6 | 118.9 | 121.0 | 6.6 | 1.8 |
| Primary products | | 311213-P | 06/85 | 116.0 | 119.3 | 121.4 | 6.6 | 1.8 |
| Malt | | 311213-0 | 06/85 | 116.0 | 119.3 | 121.4 | 6.6 | 1.8 |
| Starch & vegetable fats & oils mfg | 31122 | | 12/03 | 110.1 | 117.7 | 116.9 | 16.7 | -.7 |

See footnotes at end of table.

Table 5. Producer price indexes for the net output of selected industries and their products, not seasonally adjusted
—Continued

| Industry and product ¹ | Industry code | Product code | Index base | Index | | | Percent change to May 2007 from: | |
|---|---------------|--------------|------------|------------------------|------------------------|-----------------------|----------------------------------|------------------|
| | | | | Jan. 2007 ² | Apr. 2007 ² | May 2007 ² | May 2006 | Apr. 2007 |
| Wet corn milling | 311221 | | 06/85 | 168.2 | 170.4 | 166.3 | 18.0 | -2.4 |
| Primary products | | 311221-P | 06/85 | 159.0 | 161.7 | 156.2 | 14.9 | -3.4 |
| Wet process corn byproducts | | 311221-A | 06/85 | 123.0 | 119.4 | 107.3 | 12.2 | -10.1 |
| Corn sweeteners | | 311221-1 | 06/85 | 175.5 | 176.8 | 176.9 | 17.1 | .1 |
| Manufactured starch | | 311221-4 | 06/85 | 174.4 | 186.2 | 175.9 | 15.7 | -5.5 |
| Secondary products and miscellaneous receipts | | 311221-SM | | | | | | |
| Secondary products | | 311221-S | 06/85 | 199.9 | 200.2 | 201.8 | 30.4 | .8 |
| Soybean processing | 311222 | | 12/79 | 95.8 | 109.5 | 107.6 | 16.1 | -1.7 |
| Primary products | | 311222-P | 12/79 | 96.9 | 110.5 | 107.4 | 12.8 | -2.8 |
| Soybean oil | | 311222-1 | 12/79 | 109.0 | 112.8 | 118.6 | 11.6 | 5.1 |
| Crude soybean oil, degummed | | 311222-11 | 05/88 | 132.0 | 131.6 | 138.1 | 7.3 | 4.9 |
| Soybean oil, all other types | | 311222-12 | 12/03 | 108.9 | 119.6 | 125.3 | 17.8 | 4.8 |
| Soybean cake, meal, and other byproducts | | 311222-4 | 12/79 | 92.7 | 111.2 | 103.8 | 13.6 | -6.7 |
| Secondary products and miscellaneous receipts | | 311222-SM | | | | | | |
| Secondary products | | 311222-S | 12/79 | 123.4 | 142.1 | (³) | (³) | (³) |
| Other oilseed processing | 311223 | | 12/03 | 118.2 | 120.9 | 120.4 | 16.4 | -.4 |
| Primary products | | 311223-P | 12/03 | 119.5 | 120.3 | 120.9 | 16.9 | .5 |
| Cottonseed cake and meal and other byproducts | | 311223-A | 06/85 | 278.6 | 260.8 | 237.2 | -3.6 | -9.0 |
| Linseed oil | | 311223-D | 01/99 | 66.5 | 70.3 | 72.1 | -.4 | 2.6 |
| Other vegetable oils | | 311223-G | 12/85 | 170.6 | 172.4 | 172.6 | 31.1 | .1 |
| Other vegetable oil mill products | | 311223-J | 12/85 | 163.6 | 167.7 | 160.6 | 12.2 | -4.2 |
| Cottonseed oil, once refined after alkali or caustic wash but before deodorizing | | 311223-4 | 06/85 | 149.7 | 157.7 | 173.2 | 19.4 | 9.8 |
| Cotton linters | | 311223-7 | 06/85 | 125.5 | 127.2 | 127.4 | 6.3 | .2 |
| Secondary products and miscellaneous receipts | | 311223-SM | | | | | | |
| Miscellaneous receipts | | 311223-M | 12/03 | 117.7 | 128.5 | 124.9 | 13.0 | -2.8 |
| Secondary products | | 311223-S | 12/03 | 104.6 | 128.8 | 115.5 | 17.3 | -10.3 |
| Fats and oils refining and blending | 311225 | | 12/81 | 188.2 | 194.0 | 201.0 | 14.6 | 3.6 |
| Primary products | | 311225-P | 12/81 | 200.3 | 205.9 | 214.9 | 15.7 | 4.4 |
| Shortening and cooking oils | | 311225-2 | 12/81 | 183.7 | 187.4 | 195.5 | 12.7 | 4.3 |
| Baking or frying fats (shortening), 100 percent vegetable oil, edible | | 311225-21 | 02/04 | 98.5 | 92.5 | 97.8 | 8.1 | 5.7 |
| Partially hydrogenated soybean cooking or salad oil, fully refined & deodorized | | 311225-24 | 02/04 | 104.8 | 112.2 | 114.4 | 14.7 | 2.0 |
| All other fully refined shortening and cooking oils, edible | | 311225-25 | 12/03 | 111.5 | 116.3 | 122.4 | 18.5 | 5.2 |
| Vegetable oil mills (processing purchased vegetable oils), except corn, cottonseed, and soybean | | 311225-27 | 12/89 | 132.3 | 135.6 | 143.2 | 11.4 | 5.6 |
| Margarine, butter blends, and butter substitutes | | 311225-4 | 02/04 | 98.4 | 104.8 | 109.3 | 24.6 | 4.3 |
| Secondary products and miscellaneous receipts | | 311225-SM | | | | | | |
| Secondary products | | 311225-S | 02/04 | 88.1 | 93.3 | 92.6 | (³) | -.8 |
| Breakfast cereal manufacturing | 31123 | | 12/03 | 108.3 | 108.4 | 108.4 | 2.1 | 0 |
| Breakfast cereal manufacturing | 311230 | | 12/83 | 180.2 | 180.2 | 180.2 | 2.0 | 0 |
| Primary products | | 311230-P | 12/83 | 189.7 | 189.7 | 189.7 | 1.8 | 0 |
| Ready-to-serve breakfast cereal foods (except infant cereals) | | 311230-1 | 12/83 | 188.2 | 188.2 | 188.2 | 1.7 | 0 |
| Ready to serve corn flakes and other corn breakfast foods (except infant cereals) | | 311230-11 | 12/83 | 188.2 | 188.2 | 188.2 | 3.2 | 0 |
| Ready to serve wheat flakes and other wheat breakfast foods (except infant cereals) | | 311230-12 | 12/83 | 185.0 | 185.0 | 185.0 | 3.4 | 0 |
| Ready to serve oat breakfast foods (except infant cereals) | | 311230-13 | 12/83 | 206.4 | 206.4 | 206.4 | .1 | 0 |
| Ready to serve rice breakfast foods, breakfast preparations of other grains & mixed grains | | 311230-16 | 12/00 | 109.1 | 109.1 | 109.1 | .1 | 0 |
| Other breakfast cereal foods | | 311230-4 | 12/00 | 110.0 | 110.0 | 110.0 | 2.6 | 0 |
| Secondary products and miscellaneous receipts | | 311230-SM | | | | | | |
| Secondary products | | 311230-S | 12/83 | 162.8 | 163.0 | 163.0 | 3.2 | 0 |
| Sugar & confectionery product mfg | 3113 | | 12/84 | 153.9 | 154.9 | 155.9 | .2 | .6 |
| Sugar mfg | 31131 | | 12/03 | 116.9 | 112.6 | 111.8 | -11.4 | -.7 |
| Sugarcane mills | 311311 | | 06/82 | 124.6 | 126.0 | 128.0 | -5.2 | 1.6 |
| Primary products | | 311311-P | 06/82 | 123.9 | 125.3 | 127.3 | -5.4 | 1.6 |
| Raw cane sugar | | 311311-0 | 06/82 | 123.9 | 125.3 | 127.3 | -5.4 | 1.6 |
| Secondary products and miscellaneous receipts | | 311311-SM | | | | | | |
| Cane sugar refining | 311312 | | 06/82 | 144.3 | 135.1 | 134.2 | -13.5 | -.7 |
| Primary products | | 311312-P | 06/82 | 144.9 | 135.2 | 134.3 | -13.6 | -.7 |
| Refined granulated cane sugar and by-products | | 311312-0 | 06/82 | 144.9 | 135.2 | 134.3 | -13.6 | -.7 |
| Secondary products and miscellaneous receipts | | 311312-SM | | | | | | |
| Secondary products | | 311312-S | 12/02 | 98.9 | 108.5 | 108.5 | -9.3 | 0 |
| Beet sugar manufacturing | 311313 | | 06/82 | 130.6 | 126.8 | 124.2 | -12.4 | -2.1 |
| Primary products | | 311313-P | 06/82 | 134.0 | 130.0 | 127.3 | -12.9 | -2.1 |
| Beet sugar | | 311313-0 | 06/82 | 136.2 | 132.1 | 129.4 | -12.9 | -2.0 |

See footnotes at end of table.

Table 5. Producer price indexes for the net output of selected industries and their products, not seasonally adjusted
—Continued

| Industry and product ¹ | Industry code | Product code | Index base | Index | | | Percent change to May 2007 from: | |
|--|---------------|--------------|------------|------------------------|------------------------|-----------------------|----------------------------------|------------------|
| | | | | Jan. 2007 ² | Apr. 2007 ² | May 2007 ² | May 2006 | Apr. 2007 |
| Beet sugar manufacturing—Continued | | | | | | | | |
| Secondary products and miscellaneous receipts | | 311313-SM | | | | | | |
| Choc & confectionery mfg from cacao beans | 31132 | | 12/03 | 104.1 | 107.7 | 108.0 | 3.4 | 0.3 |
| Confectionery manufacturing from cacao beans | 311320 | | 06/83 | 161.3 | 166.9 | 167.2 | 3.4 | .2 |
| Primary products | | 311320-P | 06/83 | 160.5 | 165.8 | 166.2 | 3.3 | .2 |
| Chocolate coatings, made from cacao beans | | 311320-1 | 06/83 | 114.4 | 120.5 | 122.2 | 6.4 | 1.4 |
| Chocolate and chocolate-type confectionery products, made from cacao beans | | 311320-4 | 06/83 | 188.1 | 195.5 | 195.5 | 3.4 | 0 |
| Other chocolate and cocoa products, made from cacao beans | | 311320-7 | 06/83 | 164.8 | 166.1 | 166.3 | 1.5 | .1 |
| Sweetened chocolate, except coatings, made from cacao beans | | 311320-71 | 06/06 | 100.0 | 102.4 | 102.4 | (³) | 0 |
| Unsweetened choc & sweetened & unsweetened cocoa powder, ex. coatings, made from cacao beans | | 311320-72 | 06/06 | 100.1 | 98.2 | (³) | (³) | (³) |
| Cocoa butter, liquor, and cocoa base chocolate syrup, made from cacao beans | | 311320-73 | 06/06 | 101.2 | 104.6 | 105.0 | (³) | .4 |
| Secondary products and miscellaneous receipts | | 311320-SM | | | | | | |
| Secondary products | | 311320-S | 06/83 | (³) | 146.2 | (³) | (³) | (³) |
| Confectionery mfg from purchased chocolate | 31133 | | 12/03 | 105.6 | 107.9 | 109.7 | 5.8 | 1.7 |
| Confectionery mfg. from purchased chocolate | 311330 | | 12/03 | 105.6 | 107.9 | 109.8 | 5.9 | 1.8 |
| Primary products | | 311330-P | 12/03 | 105.6 | 107.6 | 109.8 | 5.8 | 2.0 |
| Choc & choc-type confectionery products, made from purch choc not retailed at mfg location | | 311330-1 | 06/83 | 167.0 | 170.2 | 173.8 | 5.9 | 2.1 |
| Choc & choc-type confectionery products, made from purch choc retailed at mfg establishment | | 311330-2 | 12/03 | 106.2 | 107.7 | 107.6 | (³) | -.1 |
| Secondary products and miscellaneous receipts | | 311330-SM | | | | | | |
| Miscellaneous receipts | | 311330-M | 12/03 | 106.8 | 106.8 | 106.8 | 6.8 | 0 |
| Secondary products | | 311330-S | 12/03 | 105.5 | 111.3 | 111.9 | 7.1 | .5 |
| Nonchocolate confectionery mfg | 31134 | | 12/03 | 113.4 | 114.5 | 114.6 | 1.3 | .1 |
| Nonchocolate Confectionery Manufacturing | 311340 | | 12/03 | 113.4 | 114.4 | 114.6 | 1.4 | .2 |
| Primary products | | 311340-P | 12/03 | 114.7 | 115.8 | 116.0 | 1.6 | .2 |
| Nonchocolate-type confectionery products | | 311340-1 | 06/83 | 169.0 | 171.7 | 172.0 | 2.5 | .2 |
| Chewing gum, bubble gum, and chewing gum base | | 311340-4 | 12/84 | 192.3 | 192.3 | 192.6 | .3 | .2 |
| Other confectionery-type products | | 311340-7 | 06/91 | 130.0 | 130.0 | 130.0 | (³) | 0 |
| Secondary products and miscellaneous receipts | | 311340-SM | | | | | | |
| Miscellaneous receipts | | 311340-M | 12/03 | 93.2 | (³) | (³) | (³) | (³) |
| Secondary products | | 311340-S | 12/03 | 107.0 | 107.5 | 107.2 | -1.7 | -.3 |
| Fruit & vegetable preserving & specialty food mfg | 3114 | | 12/84 | 147.0 | 147.3 | 148.5 | 3.2 | .8 |
| Frozen food manufacturing | 31141 | | 12/03 | 109.4 | 110.0 | 110.6 | 3.7 | .5 |
| Frozen fruit and vegetable manufacturing | 311411 | | 06/81 | 178.3 | 180.5 | 182.4 | 9.6 | 1.1 |
| Primary products | | 311411-P | 06/81 | 164.5 | 166.9 | 168.8 | 9.5 | 1.1 |
| Frozen fruits, juices, ades, drinks, and cocktails | | 311411-1 | 06/81 | 181.5 | 186.0 | 189.5 | 16.2 | 1.9 |
| Frozen fruits | | 311411-11 | 12/90 | 156.7 | 156.3 | 153.9 | -1.1 | -1.5 |
| Frozen concentrated orange juice, consumer, institutional, and bulk | | 311411-12 | 06/81 | 184.5 | 196.6 | 204.5 | 36.4 | 4.0 |
| Frozen vegetables | | 311411-4 | 06/81 | 159.1 | 160.3 | 161.4 | 5.6 | .7 |
| Frozen vegetables (asparagus, green beans, lima beans, broccoli, brussels sprouts, carrots, ca | | 311411-41 | 06/97 | 110.5 | 112.2 | 112.3 | 2.6 | .1 |
| Frozen vegetable combinations (succotash, peas and carrots, mixed vegetables, vegetables with | | 311411-42 | 12/90 | 107.3 | 107.7 | 108.4 | 1.2 | .6 |
| Frozen French-fried potatoes | | 311411-43 | 06/81 | 172.9 | (³) | 174.6 | 7.6 | (³) |
| Other frozen potato products (patties, puffs etc.) | | 311411-44 | 06/81 | 160.7 | 165.7 | 167.0 | 8.9 | .8 |
| Secondary products and miscellaneous receipts | | 311411-SM | | | | | | |
| Secondary products | | 311411-S | 06/81 | 155.4 | 153.4 | 153.4 | 9.6 | 0 |
| Frozen specialty food manufacturing | 311412 | | 12/82 | 144.4 | 144.4 | 144.6 | .1 | .1 |
| Primary products | | 311412-P | 12/82 | 147.6 | 147.6 | 147.9 | .4 | .2 |
| Frozen dinners (beef, pork, and poultry pies) and nationality foods | | 311412-1 | 12/82 | 144.2 | 144.2 | 144.5 | .2 | .2 |
| Frozen pizza | | 311412-16 | 12/82 | 115.8 | 116.3 | 116.7 | .8 | .3 |
| Frozen nationality foods, except pizza | | 311412-17 | 06/05 | 103.8 | 103.8 | 103.9 | 1.3 | .1 |
| Frozen dinners, entrees, and side dishes | | 311412-18 | 06/05 | 99.0 | 98.9 | 99.2 | -.5 | .3 |
| Other frozen specialties | | 311412-4 | 06/91 | 121.7 | 121.6 | 121.7 | .9 | .1 |
| Secondary products and miscellaneous receipts | | 311412-SM | | | | | | |
| Miscellaneous receipts | | 311412-M | 12/98 | 123.3 | (³) | 123.3 | .1 | (³) |
| Secondary products | | 311412-S | 12/82 | 132.0 | 131.4 | 129.9 | -6.0 | -1.1 |
| Fruit & vegetable canning, pickling & drying | 31142 | | 12/03 | 111.4 | 111.2 | 112.4 | 5.3 | 1.1 |
| Fruit and vegetable canning | 311421 | | 06/81 | 164.0 | 162.9 | 164.4 | 6.5 | .9 |
| Primary products | | 311421-P | 06/81 | 162.7 | 161.4 | 164.2 | 6.8 | 1.7 |
| Canned catsup and other tomato based sauces | | 311421-D | 06/81 | 156.5 | 157.4 | 157.7 | 3.0 | .2 |

See footnotes at end of table.

Table 5. Producer price indexes for the net output of selected industries and their products, not seasonally adjusted
—Continued

| Industry and product ¹ | Industry code | Product code | Index base | Index | | | Percent change to May 2007 from: | |
|---|---------------|--------------|------------|------------------------|------------------------|-----------------------|----------------------------------|------------------|
| | | | | Jan. 2007 ² | Apr. 2007 ² | May 2007 ² | May 2006 | Apr. 2007 |
| Fruit and vegetable canning—Continued | | | | | | | | |
| Canned jams, jellies and preserves | | 311421-G | 06/81 | 164.3 | 164.8 | 165.5 | 6.4 | 0.4 |
| Canned fruit juices, nectars and concentrates | | 311421-J | 06/95 | 138.9 | 132.2 | 141.1 | 14.9 | 6.7 |
| Fresh fruit juices and nectars | | 311421-N | 06/95 | 117.7 | 118.5 | 121.0 | 10.0 | 2.1 |
| Pickles and other pickled products | | 311421-Q | 06/81 | 204.8 | 205.1 | 205.1 | 2.3 | 0 |
| Canned fruits, except baby foods | | 311421-1 | 06/81 | 166.2 | 166.0 | 166.0 | 6.0 | 0 |
| Canned vegetables, except hominy and mushrooms | | 311421-4 | 06/81 | 149.4 | 149.6 | 150.8 | 5.1 | .8 |
| Secondary products and miscellaneous receipts | | 311421-SM | | | | | | |
| Miscellaneous receipts | | 311421-M | 06/81 | 118.7 | (³) | (³) | (³) | (³) |
| Secondary products | | 311421-S | 06/81 | 192.8 | 191.8 | 182.4 | 4.2 | -4.9 |
| Specialty canning | 311422 | | 12/82 | 190.1 | 191.0 | 192.8 | 2.1 | .9 |
| Primary products | | 311422-P | 12/82 | 195.9 | 196.2 | 196.5 | 1.1 | .2 |
| Canned soups and stews, except frozen and seafood | | 311422-A | 12/82 | 246.4 | 250.0 | 250.0 | 2.8 | 0 |
| Other canned specialties and nationality foods | | 311422-B | 12/82 | 137.5 | 137.3 | 137.3 | 1.0 | 0 |
| Canned baby foods, except cereal and biscuits | | 311422-1 | 12/82 | 238.3 | (³) | 241.6 | 1.4 | (³) |
| Canned dry beans | | 311422-7 | 12/82 | 137.0 | 130.5 | 130.5 | -4.6 | 0 |
| Secondary products and miscellaneous receipts | | 311422-SM | | | | | | |
| Secondary products | | 311422-S | 12/82 | 162.8 | 165.5 | 171.6 | 5.4 | 3.7 |
| Dried and dehydrated food manufacturing | 311423 | | 12/82 | 168.3 | 169.9 | 172.4 | 7.1 | 1.5 |
| Primary products | | 311423-P | 12/82 | 168.4 | 170.3 | 173.5 | 8.8 | 1.9 |
| Soup mixes (incl oriental, dried and dehydrated, & freeze-dried) and bouillon .. | | 311423-1 | 12/82 | 144.4 | 150.6 | 150.6 | 3.4 | 0 |
| Dried and dehydrated fruits and vegetables including freeze-dried | | 311423-5 | 12/82 | 175.7 | 175.6 | 180.4 | 10.7 | 2.7 |
| Macaroni & noodle products, purchased, packaged w/ other ingredients, ex canned or frozen | | 311423-7 | 06/98 | 115.2 | (³) | 115.2 | 0 | (³) |
| Secondary products and miscellaneous receipts | | 311423-SM | | | | | | |
| Miscellaneous receipts | | 311423-M | 09/86 | 181.9 | 181.9 | 181.9 | -5.2 | 0 |
| Secondary products | | 311423-S | 12/82 | 156.1 | 156.3 | 156.3 | 1.7 | 0 |
| Dairy product mfg | 3115 | | 12/84 | 155.3 | 163.5 | 169.7 | 18.3 | 3.8 |
| Dairy product (except frozen) mfg | 31151 | | 12/03 | 111.3 | 118.0 | 123.2 | 21.0 | 4.4 |
| Fluid milk manufacturing | 311511 | | 12/82 | 172.9 | 180.7 | 185.8 | 16.5 | 2.8 |
| Primary products | | 311511-P | 12/82 | 165.5 | 173.2 | 178.3 | 16.0 | 2.9 |
| Yogurt, except frozen | | 311511-A | 12/82 | 133.0 | 133.0 | 134.1 | 1.1 | .8 |
| Perishable dairy product substitutes | | 311511-D | 12/91 | 124.8 | 128.3 | 128.2 | 1.4 | -.1 |
| Other packaged milk products | | 311511-G | 12/91 | 150.1 | 153.8 | 157.9 | 11.3 | 2.7 |
| Fluid milk and cream, bulk sales | | 311511-1 | 12/91 | 114.1 | 123.1 | 128.3 | 20.1 | 4.2 |
| Fluid milk and related products, packaged (incl. cartons, bottles, cans, etc.) excl. U.H.T. | | 311511-5 | 12/82 | 179.0 | 188.0 | 193.6 | 18.5 | 3.0 |
| Fluid milk, whole, packaged, except U.H.T. | | 311511-51 | 12/82 | 173.2 | 182.3 | 187.8 | 20.3 | 3.0 |
| Fluid milk, lowfat, packaged, except U.H.T. | | 311511-52 | 12/82 | 192.4 | 202.8 | 209.1 | 19.3 | 3.1 |
| Fluid milk, skim, packaged, except U.H.T. | | 311511-53 | 12/82 | 200.4 | 211.2 | 217.5 | 20.2 | 3.0 |
| Other fluid milk related products, packaged, incl. cartons, bottles, cans, and dispenser cans | | 311511-54 | 06/98 | 124.1 | 128.1 | 131.4 | 10.1 | 2.6 |
| Cottage cheese (including bakers', pot, and farmers' cheese) | | 311511-7 | 12/82 | 177.4 | 185.7 | 196.7 | 16.0 | 5.9 |
| Secondary products and miscellaneous receipts | | 311511-SM | | | | | | |
| Miscellaneous receipts | | 311511-M | 12/82 | 194.6 | 195.8 | 201.7 | 8.2 | 3.0 |
| Secondary products | | 311511-S | 12/82 | 162.0 | 171.6 | 175.5 | 22.0 | 2.3 |
| Creamery butter manufacturing | 311512 | | 06/84 | 100.4 | 111.7 | 121.3 | 31.1 | 8.6 |
| Primary products | | 311512-P | 06/84 | 90.1 | 99.8 | 106.8 | 22.2 | 7.0 |
| Creamery butter manufacturing | | 311512-0 | 06/84 | 90.1 | 99.8 | 106.8 | 22.2 | 7.0 |
| Secondary products and miscellaneous receipts | | 311512-SM | | | | | | |
| Secondary products | | 311512-S | 06/84 | 117.6 | 133.0 | 149.8 | 60.7 | 12.6 |
| Cheese manufacturing | 311513 | | 06/81 | 144.0 | 154.7 | 164.0 | 26.2 | 6.0 |
| Primary products | | 311513-P | 06/81 | 133.3 | 138.7 | 148.2 | 19.4 | 6.8 |
| Raw liquid whey | | 311513-A | 12/04 | 155.1 | 224.1 | 260.4 | 151.6 | 16.2 |
| Natural cheese (cheddar, Swiss, Italian, brick, cream, grated, dried etc.) excl cottage cheese | | 311513-1 | 06/81 | 125.9 | 130.6 | 140.4 | 20.4 | 7.5 |
| Natural cheese, except lowfat, shipped in consumer packages or containers (3 lbs or less) | | 311513-1111 | 12/04 | 95.0 | 95.9 | 95.8 | 1.6 | -.1 |
| Natural cheese, except lowfat, shipped in packages or containers (more than 3 lbs) or bulk | | 311513-1121 | 12/04 | 84.0 | 88.4 | 98.1 | 31.0 | 11.0 |
| Low fat natural cheese, except cottage cheese, shipped in all sizes | | 311513-1151 | 12/04 | 90.3 | 94.7 | 107.5 | 30.8 | 13.5 |
| Processed cheese and related products | | 311513-4 | 06/81 | 138.4 | 142.9 | 149.8 | 13.8 | 4.8 |
| Cheese substitutes and imitations | | 311513-7 | 12/04 | 98.3 | 99.9 | 100.7 | 2.5 | .8 |
| Secondary products and miscellaneous receipts | | 311513-SM | | | | | | |
| Miscellaneous receipts | | 311513-M | 06/81 | 169.0 | 216.2 | 228.3 | 56.7 | 5.6 |
| Secondary products | | 311513-S | 06/81 | 168.6 | 195.5 | 199.6 | 49.3 | 2.1 |
| Dry, condensed, and evaporated dairy products | 311514 | | 12/83 | 161.9 | 172.7 | 179.7 | 21.6 | 4.1 |
| Primary products | | 311514-P | 12/83 | 184.5 | 198.8 | 207.6 | 25.7 | 4.4 |
| Ice cream mixes and related products | | 311514-A | 04/00 | (³) | (³) | (³) | (³) | (³) |

See footnotes at end of table.

Table 5. Producer price indexes for the net output of selected industries and their products, not seasonally adjusted
—Continued

| Industry and product ¹ | Industry code | Product code | Index base | Index | | | Percent change to May 2007 from: | |
|--|---------------|--------------|------------|------------------------|------------------------|-----------------------|----------------------------------|-----------|
| | | | | Jan. 2007 ² | Apr. 2007 ² | May 2007 ² | May 2006 | Apr. 2007 |
| Dry, condensed, and evaporated dairy products—Continued | | | | | | | | |
| Dairy product substitutes | | 311514-D | 06/92 | 138.7 | 138.5 | 138.5 | 1.8 | 0.0 |
| Dry milk products and mixtures | | 311514-1 | 12/83 | 174.9 | 200.4 | 214.5 | 49.3 | 7.0 |
| Canned milk products (consumer-type cans), except substitutes | | 311514-5 | 12/83 | 215.1 | 215.5 | 217.5 | 6.0 | .9 |
| Concentrated milk products shipped in bulk (barrels, drums, and tanks) | | 311514-7 | 12/83 | 138.2 | 155.1 | 173.9 | 46.6 | 12.1 |
| Secondary products and miscellaneous receipts | | 311514-SM | | | | | | |
| Miscellaneous receipts | | 311514-M | 12/83 | 138.0 | 138.0 | 139.8 | 5.7 | 1.3 |
| Secondary products | | 311514-S | 12/83 | 96.8 | 99.0 | 101.4 | 7.0 | 2.4 |
| Ice cream and frozen dessert mfg | 31152 | | 12/03 | 108.1 | 108.8 | 109.1 | 2.2 | .3 |
| Ice cream and frozen dessert manufacturing | 311520 | | 06/83 | 173.7 | 174.8 | 175.3 | 2.2 | .3 |
| Primary products | | 311520-P | 06/83 | 175.9 | 176.7 | 177.1 | 2.0 | .2 |
| Ice cream and frozen dessert manufacturing | | 311520-0 | 06/83 | 175.9 | 176.7 | 177.1 | 2.0 | .2 |
| Ice cream, excl. lowfat and nonfat (incl custards), shipped in bulk (containers 3 gal or more) | | 311520-01 | 06/83 | 181.3 | 183.7 | 183.6 | 3.6 | -.1 |
| Ice cream, excl. lowfat and nonfat (incl custards), shipped in sizes (less than 3 gal) | | 311520-02 | 06/83 | 181.4 | 181.9 | 182.3 | .8 | .2 |
| Ice cream, excluding lowfat and nonfat (including custards), novelty forms .. | | 311520-03 | 06/92 | 127.6 | 128.6 | 129.0 | 3.0 | .3 |
| Lowfat and nonfat ice cream (including custards) | | 311520-04 | 12/98 | 110.2 | 110.2 | 110.3 | .4 | .1 |
| Other frozen desserts (yogurt, sherbet, water ices, mellorine, frozen pudding etc.) | | 311520-05 | 12/98 | 120.7 | 120.9 | 121.1 | 4.2 | .2 |
| Secondary products and miscellaneous receipts | | 311520-SM | | | | | | |
| Miscellaneous receipts | | 311520-M | 06/83 | 171.9 | 175.5 | 176.5 | 2.4 | .6 |
| Secondary products | | 311520-S | 06/83 | 149.4 | 151.3 | 153.2 | 5.5 | 1.3 |
| Animal slaughtering & processing | 31161 | | 12/84 | 132.7 | 141.3 | 145.9 | 14.0 | 3.3 |
| Animal, except poultry, slaughtering | 311611 | | 12/80 | 135.3 | 147.1 | 153.4 | 13.4 | 4.3 |
| Primary products | | 311611-P | 12/80 | 137.7 | 150.2 | 157.1 | 13.8 | 4.6 |
| Pork, not canned or made into sausage, made in slaughtering plants | | 311611-A | 12/80 | 128.4 | 134.1 | 156.3 | 18.4 | 16.6 |
| Lard, made in slaughtering plants | | 311611-D | 12/80 | 211.0 | 261.6 | 262.6 | 43.2 | .4 |
| Pork, processed or cured, not canned or made into sausage, made in slaughtering plants | | 311611-G | 12/80 | 119.2 | 136.0 | 139.3 | 11.0 | 2.4 |
| Sausages and similar products, except canned, made in slaughtering plants ... | | 311611-J | 12/80 | 138.8 | 138.4 | 141.5 | 1.5 | 2.2 |
| Hides, skins, and pelts, made in slaughtering plants | | 311611-Q | 12/80 | 182.7 | 187.0 | 187.1 | 12.8 | .1 |
| Miscellaneous byproducts of slaughtering plants | | 311611-R | 12/80 | 164.0 | 163.7 | 185.7 | 54.6 | 13.4 |
| Beef not canned or made into sausage, made in slaughtering plants | | 311611-1 | 12/80 | 136.0 | 152.2 | 153.5 | 12.0 | .9 |
| Whole or half carcass & primal beef cuts not canned or made into sausage; mitse | | 311611-11 | 12/80 | 150.1 | 158.6 | 161.8 | 13.7 | 2.0 |
| Subprimal & fabricated beef cuts however packed incl. plastic lined boxes; mitse | | 311611-12 | 12/95 | 137.2 | 160.3 | 155.9 | 10.4 | -2.7 |
| Fresh/frozen boneless beef incl hamburger, not canned/made into sausage; mitse | | 311611-13 | 12/80 | 97.1 | 101.4 | 113.6 | 10.8 | 12.0 |
| Other fresh/frozen beef incl. corned or organ cuts, not canned or sausage; mitse | | 311611-14 | 12/80 | 117.1 | 120.8 | 124.9 | 14.8 | 3.4 |
| Lamb and mutton, not canned or made into sausage, made in slaughtering plants | | 311611-7 | 12/95 | 126.2 | 130.5 | 130.5 | 8.7 | 0 |
| Secondary products and miscellaneous receipts | | 311611-SM | | | | | | |
| Miscellaneous receipts | | 311611-M | 06/01 | 113.5 | 120.4 | 115.3 | 2.1 | -4.2 |
| Secondary products | | 311611-S | 12/80 | 74.4 | 74.9 | 78.8 | 20.3 | 5.2 |
| Meat processed from carcasses | 311612 | | 12/82 | 136.3 | 139.4 | 142.9 | 5.2 | 2.5 |
| Primary products | | 311612-P | 12/82 | 131.3 | 134.4 | 137.1 | 3.6 | 2.0 |
| Other processed, frozen, or cooked meats, made from purchased carcasses .. | | 311612-A | 12/82 | 133.1 | 137.5 | 140.6 | 3.2 | 2.3 |
| Frozen ground meat patties, made from purchased carcasses | | 311612-A2 | 12/88 | 119.8 | 129.1 | 131.3 | 2.1 | 1.7 |
| Frozen portion control meats, made from purchased carcasses | | 311612-A3 | 12/88 | 128.8 | 129.4 | 129.5 | 2.2 | .1 |
| Pork rind pellets, other processed, frozen or cooked meats, made from purchased carcasses | | 311612-A4 | 12/88 | 119.4 | 120.9 | 125.0 | 4.2 | 3.4 |
| Pork, processed or cured, not canned or made into sausage, made from purchased carcasses | | 311612-1 | 12/82 | 114.8 | 119.3 | 120.1 | 7.0 | .7 |
| Sausage and similar products, except canned, made from purchased carcasses | | 311612-4 | 12/82 | 139.7 | 139.5 | 143.7 | 1.6 | 3.0 |
| Fresh sausage (pork sausage, breakfast links etc.), not canned, made from purchased carcasses | | 311612-41 | 12/82 | 155.6 | 155.5 | 163.6 | 7.4 | 5.2 |
| Dry or semidry sausage and similar products (salami, etc.), made from purchased carcasses | | 311612-42 | 12/82 | 134.1 | 134.7 | 135.2 | 2.3 | .4 |
| Frankfurters, including wieners, except canned, made from purchased carcasses | | 311612-43 | 12/82 | 149.1 | 148.3 | 155.0 | 4.8 | 4.5 |
| Other sausage, smoked or cooked, (bologna etc.), and jellied goods and similar preparations | | 311612-44 | 12/82 | 129.4 | 129.0 | 132.7 | -2.6 | 2.9 |
| Canned meats (except dog, cat, and baby food), made from purchased carcasses | | 311612-7 | 12/82 | 126.8 | 126.3 | 126.0 | -1.3 | -.2 |
| Secondary products and miscellaneous receipts | | 311612-SM | | | | | | |
| Miscellaneous receipts | | 311612-M | 12/82 | 180.8 | 186.0 | 204.7 | 24.4 | 10.1 |
| Secondary products | | 311612-S | 12/82 | 145.7 | 146.1 | 148.5 | 6.1 | 1.6 |

See footnotes at end of table.

Table 5. Producer price indexes for the net output of selected industries and their products, not seasonally adjusted

—Continued

| Industry and product ¹ | Industry code | Product code | Index base | Index | | | Percent change to May 2007 from: | |
|---|---------------|--------------|------------|------------------------|------------------------|-----------------------|----------------------------------|------------------|
| | | | | Jan. 2007 ² | Apr. 2007 ² | May 2007 ² | May 2006 | Apr. 2007 |
| Rendering and meat byproduct processing | 311613 | | 12/82 | 140.9 | 158.4 | 159.2 | 42.3 | 0.5 |
| Primary products | | 311613-P | 12/82 | 136.2 | 154.7 | 152.8 | 40.2 | -1.2 |
| Lard and other greases, except wool grease | | 311613-1 | 12/82 | 166.3 | 172.7 | 195.2 | 68.9 | 13.0 |
| Animal and marine feed and fertilizer byproducts | | 311613-5 | 12/82 | 111.8 | 132.9 | 122.2 | 27.0 | -8.1 |
| Meat and bone meal | | 311613-51 | 12/82 | 87.7 | 109.7 | 100.8 | 27.3 | -8.1 |
| Animal and marine feed and fertilizer byproducts, except meat and bone meal | | 311613-52 | 12/82 | 147.7 | 171.1 | 157.6 | 28.4 | -7.9 |
| Secondary products and miscellaneous receipts | | 311613-SM | | | | | | |
| Miscellaneous receipts | | 311613-M | 12/82 | 139.7 | (³) | 169.4 | 71.6 | (³) |
| Secondary products | | 311613-S | 12/82 | 186.1 | (³) | (³) | (³) | (³) |
| Poultry processing | 311615 | | 12/81 | 132.5 | 140.9 | 144.3 | 23.3 | 2.4 |
| Primary products | | 311615-P | 12/81 | 134.0 | 142.8 | 146.5 | 24.4 | 2.6 |
| Processed poultry and small game (except soups) containing 20 percent or more poultry or meat | | 311615-D | 12/81 | 137.8 | 137.9 | 137.5 | 5.3 | -3 |
| Young chickens (usually under 20 weeks of age), whole or parts | | 311615-1 | 12/81 | 139.0 | 152.4 | 157.1 | 35.5 | 3.1 |
| Wet ice pack broilers and fryers (usually under 20 weeks of age), bulk | | 311615-11 | 12/81 | 153.8 | 169.1 | 176.0 | 50.4 | 4.1 |
| Tray pack (consumer packaged) broilers and fryers (usually under 20 weeks of age), chilled | | 311615-13 | 12/81 | 108.4 | 122.3 | 120.8 | 14.9 | -1.2 |
| Other broilers and fryers (usually under 20 weeks of age), including frozen .. | | 311615-14 | 12/81 | 149.8 | 159.6 | 165.5 | 33.3 | 3.7 |
| Bulk dry ice packed broilers and fryers, and roasters, and capons incl. frozen | | 311615-16 | 12/81 | 117.8 | 132.9 | 138.5 | 34.1 | 4.2 |
| Turkeys (including frozen, whole or parts) | | 311615-7 | 12/81 | 114.7 | 114.9 | 119.5 | 9.3 | 4.0 |
| Secondary products and miscellaneous receipts | | 311615-SM | | | | | | |
| Secondary products | | 311615-S | 12/81 | 65.6 | 65.2 | 65.2 | -6 | 0 |
| Seafood product preparation & packaging | 3117 | | 12/03 | 111.2 | 112.8 | 113.2 | 5.2 | .4 |
| Seafood product preparation and packaging | 31171 | | 12/03 | 111.2 | 112.8 | 113.2 | 5.2 | .4 |
| Seafood canning | 311711 | | 12/84 | 124.5 | 123.4 | 123.3 | 6.7 | -.1 |
| Primary products | | 311711-P | 12/84 | 127.1 | 126.2 | 125.8 | 5.4 | -3 |
| Canned and cured fish and seafood, including soups, stews, and chowders .. | | 311711-0 | 12/84 | 127.1 | 126.2 | 125.8 | 5.4 | -3 |
| Secondary products and miscellaneous receipts | | 311711-SM | | | | | | |
| Miscellaneous receipts | | 311711-M | 06/97 | 94.6 | 94.6 | (³) | (³) | (³) |
| Secondary products | | 311711-S | 12/84 | 157.4 | 152.9 | 156.5 | 27.3 | 2.4 |
| Fresh and frozen seafood processing | 311712 | | 12/82 | 178.3 | 181.5 | 182.4 | 5.3 | .5 |
| Primary products | | 311712-P | 12/82 | 182.5 | 186.3 | 187.7 | 5.3 | .8 |
| Prepared fresh fish and other fresh seafood | | 311712-1 | 12/82 | 236.1 | 242.7 | 264.9 | 19.9 | 9.1 |
| Prepared frozen fish | | 311712-2 | 12/82 | 199.7 | 201.1 | 197.1 | 7.9 | -2.0 |
| Prepared frozen shellfish | | 311712-3 | 12/96 | 110.1 | 113.3 | 113.1 | -7.3 | -2 |
| Prepared frozen shrimp (raw, cooked, and breaded) | | 311712-31 | 12/96 | 80.7 | 82.0 | 81.6 | -2.5 | -.5 |
| Prepared frozen shellfish (lobster, crab, other shrimp products) | | 311712-32 | 12/96 | 147.7 | 156.5 | 157.7 | -7.7 | .8 |
| Other prepared frozen seafoods | | 311712-4 | 12/96 | 119.0 | 123.7 | 120.7 | 2.6 | -2.4 |
| Prepared frozen surimi and other prepared frozen seafoods | | 311712-41 | 06/06 | 97.7 | 102.5 | 99.1 | (³) | -3.3 |
| Fresh or frozen fish and marine animal oil, scrap, and meal | | 311712-42 | 06/06 | 105.6 | 106.6 | (³) | (³) | (³) |
| Secondary products & miscellaneous receipts | | 311712-SM | | | | | | |
| Miscellaneous receipts | | 311712-M | 12/82 | 144.1 | 143.8 | 141.9 | (³) | -1.3 |
| Secondary products | | 311712-S | 12/82 | 100.9 | 100.9 | 100.9 | 0 | 0 |
| Bakeries & tortilla mfg | 3118 | | 12/03 | 107.7 | 108.5 | 108.7 | 3.7 | .2 |
| Bread & bakery product mfg | 31181 | | 12/03 | 109.3 | 110.0 | 110.2 | 3.9 | .2 |
| Retail bakeries | 311811 | | 12/03 | 106.3 | 106.3 | 106.3 | 0 | 0 |
| Primary products | | 311811-P | 12/99 | 118.7 | 118.7 | 118.7 | 0 | 0 |
| Retail bakery products | | 311811-0 | 12/99 | 118.7 | 118.7 | 118.7 | 0 | 0 |
| Commercial bakeries | 311812 | | 06/80 | 248.9 | 251.2 | 251.3 | 4.7 | 0 |
| Primary products | | 311812-P | 06/80 | 253.8 | 255.4 | 255.5 | 4.5 | 0 |
| Pies (fruit, cream, and custard), except frozen | | 311812-A | 06/80 | 273.1 | 265.8 | 265.7 | 6.4 | 0 |
| Other sweet goods, except frozen | | 311812-D | 06/80 | 239.9 | 239.5 | 240.4 | 3.3 | .4 |
| Bread (white, wheat, rye, etc.), including frozen | | 311812-1 | 06/80 | 264.1 | 267.1 | 265.1 | 4.6 | -.7 |
| Rolls (bread-type), muffins, bagels and croissants | | 311812-5 | 06/80 | 237.2 | 238.4 | 241.1 | 4.5 | 1.1 |
| Soft cakes, except frozen | | 311812-7 | 06/80 | 266.3 | 267.9 | 267.5 | 4.9 | -.1 |
| Secondary products and miscellaneous receipts | | 311812-SM | | | | | | |
| Miscellaneous receipts | | 311812-M | 06/80 | 219.3 | 231.3 | 231.4 | 8.4 | 0 |
| Secondary products | | 311812-S | 06/80 | 184.8 | 187.2 | 186.4 | 2.0 | -.4 |
| Frozen cakes and other pastries manufacturing | 311813 | | 06/91 | 136.8 | 136.0 | 137.7 | 1.8 | 1.3 |
| Primary products | | 311813-P | 12/82 | 193.9 | 192.9 | 195.3 | 1.8 | 1.2 |
| Frozen bakery product manufacturing | | 311813-0 | 12/82 | 193.9 | 192.9 | 195.3 | 1.8 | 1.2 |
| Secondary products and miscellaneous receipts | | 311813-SM | | | | | | |
| Secondary products | | 311813-S | 06/91 | 125.7 | 124.9 | 126.6 | 3.5 | 1.4 |
| Cookie, cracker & pasta mfg | 31182 | | 12/03 | 105.0 | 106.0 | 106.2 | 3.1 | .2 |

See footnotes at end of table.

Table 5. Producer price indexes for the net output of selected industries and their products, not seasonally adjusted
—Continued

| Industry and product ¹ | Industry code | Product code | Index base | Index | | | Percent change to May 2007 from: | |
|--|---------------|--------------|------------|------------------------|------------------------|-----------------------|----------------------------------|------------------|
| | | | | Jan. 2007 ² | Apr. 2007 ² | May 2007 ² | May 2006 | Apr. 2007 |
| Cookie and cracker manufacturing | 311821 | | 06/83 | 191.2 | 192.0 | 192.6 | 2.7 | 0.3 |
| Primary products | | 311821-P | 06/83 | 193.4 | 194.0 | 194.5 | 2.1 | .3 |
| Crackers, biscuits, and related products | | 311821-2 | 06/83 | 215.1 | 216.3 | 216.4 | 2.4 | 0 |
| Cookies, wafers, and ice cream cones and cups (except frozen) | | 311821-4 | 06/83 | 177.3 | 177.5 | 178.3 | 1.9 | .5 |
| Secondary products and miscellaneous receipts | | 311821-SM | | | | | | |
| Miscellaneous receipts | | 311821-M | 06/83 | 168.0 | 168.0 | (³) | (³) | (³) |
| Secondary products | | 311821-S | 06/83 | 170.6 | 174.0 | 174.7 | 2.5 | .4 |
| Mixes and dough made from purchased flour | 311822 | | 06/85 | 142.0 | 143.5 | 143.5 | 3.4 | 0 |
| Primary products | | 311822-P | 06/85 | 140.3 | 140.9 | 140.9 | 3.0 | 0 |
| Prepared flour mixes (incl refrigerated & frozen doughs & batters) made from purchased flour | | 311822-0 | 06/85 | 140.3 | 140.9 | 140.9 | 3.0 | 0 |
| Cake mixes, incl gingerbread, made from purchased flour | | 311822-01 | 06/92 | 110.3 | 110.3 | 110.3 | .4 | 0 |
| Flour mixes (refrigerated & frozen doughs & batters), ex cake mixes, made from purchased flour | | 311822-02 | 06/85 | 132.5 | 133.2 | 133.2 | 3.5 | 0 |
| Secondary products and miscellaneous receipts | | 311822-SM | | | | | | |
| Miscellaneous receipts | | 311822-M | 06/85 | 173.7 | 175.6 | 175.6 | (³) | 0 |
| Secondary products | | 311822-S | 06/85 | 145.0 | 151.7 | 151.7 | 5.1 | 0 |
| Dry pasta manufacturing | 311823 | | 06/85 | 129.1 | 134.9 | 134.0 | 5.1 | -.7 |
| Primary products | | 311823-P | 06/85 | 130.1 | 136.3 | 135.3 | 5.4 | -.7 |
| Dry macaroni, spaghetti and egg noodle products, mitse (except canned or frozen) | | 311823-0 | 06/85 | 130.1 | 136.3 | 135.3 | 5.4 | -.7 |
| Secondary products and miscellaneous receipts | | 311823-SM | | | | | | |
| Miscellaneous receipts | | 311823-M | 12/93 | (³) | (³) | (³) | (³) | (³) |
| Tortilla mfg | 31183 | | 12/03 | 108.0 | 109.4 | 110.4 | 8.2 | .9 |
| Tortilla manufacturing | 311830 | | 12/03 | 108.0 | 109.5 | 110.4 | 8.3 | .8 |
| Primary products | | 311830-P | 06/91 | 131.6 | 135.8 | 134.6 | 6.8 | -.9 |
| Tortillas, sold in bulk or packages, not frozen or canned | | 311830-0 | 06/91 | 131.6 | 135.8 | 134.6 | 6.8 | -.9 |
| Secondary products and miscellaneous receipts | | 311830-SM | | | | | | |
| Other food manufacturing | 3119 | | 12/03 | 108.4 | 110.1 | 110.5 | 3.4 | .4 |
| Snack food mfg | 31191 | | 12/03 | 108.6 | 110.0 | 109.4 | .7 | -.5 |
| Roasted nuts and peanut butter manufacturing | 311911 | | 12/03 | 111.9 | 112.2 | 110.7 | -1.6 | -1.3 |
| Primary products | | 311911-P | 12/03 | 113.2 | 113.5 | 111.9 | -1.8 | -1.4 |
| Nuts and seeds (salted, roasted, cooked, or blanched) | | 311911-1 | 06/91 | 149.7 | 150.1 | 147.6 | -2.3 | -1.7 |
| Nuts (salted, roasted, cooked, or blanched), sold in bulk | | 311911-11 | 06/91 | 156.6 | 157.6 | 153.9 | -2.5 | -2.3 |
| Canned nuts (salted, roasted, cooked, or blanched) | | 311911-12 | 06/91 | 103.3 | 103.3 | 101.6 | -1.2 | -1.6 |
| All other packaged nuts, and all seeds (salted, roasted, cooked, or blanched) | | 311911-13 | 06/91 | 145.5 | 144.7 | 145.1 | -2.8 | .3 |
| Peanut butter | | 311911-4 | 12/85 | 141.9 | 141.9 | 141.9 | 0 | 0 |
| Secondary products and miscellaneous receipts | | 311911-SM | | | | | | |
| Secondary products | | 311911-S | 06/91 | 100.3 | 100.3 | 100.3 | 0 | 0 |
| Other snack food manufacturing | 311919 | | 06/91 | 133.2 | 135.5 | 135.3 | 1.8 | -.1 |
| Primary products | | 311919-P | 12/85 | 152.9 | 155.5 | 155.2 | 1.7 | -.2 |
| Potato chips and sticks, plain and flavored | | 311919-1 | 12/85 | 156.1 | 158.0 | 158.0 | 1.1 | 0 |
| Corn chips and related products | | 311919-4 | 12/85 | 140.6 | 141.4 | 141.4 | .7 | 0 |
| Tortilla chips | | 311919-41 | 12/06 | 100.3 | 100.9 | 100.9 | (³) | 0 |
| Corn curls and related products | | 311919-43 | 06/91 | 112.5 | 113.9 | 113.9 | 4.9 | 0 |
| Other chips, sticks (hard pretzels, bacon rinds, popcorn (except candied), etc.) | | 311919-7 | 12/03 | 106.1 | 113.8 | 112.2 | 7.5 | -1.4 |
| Secondary products and miscellaneous receipts | | 311919-SM | | | | | | |
| Miscellaneous receipts | | 311919-M | 06/91 | 141.3 | 143.2 | 143.2 | 2.9 | 0 |
| Secondary products | | 311919-S | 06/91 | 121.2 | 121.2 | (³) | (³) | (³) |
| Coffee & tea mfg | 31192 | | 12/03 | 122.2 | 123.6 | 123.9 | 6.1 | .2 |
| Coffee and tea manufacturing | 311920 | | 06/81 | 170.9 | 172.9 | 173.3 | 6.1 | .2 |
| Primary products | | 311920-P | 06/81 | 162.6 | 164.5 | 164.6 | 6.3 | .1 |
| Roasted coffee | | 311920-1 | 06/81 | 167.1 | 169.7 | 169.8 | 7.3 | .1 |
| Whole bean roasted coffee | | 311920-11 | 06/81 | 197.5 | 201.6 | 204.3 | 2.2 | 1.3 |
| Ground roasted coffee | | 311920-19 | 06/81 | 164.2 | 166.6 | 166.4 | 8.3 | -.1 |
| Coffee, concentrated, and coffee substitutes | | 311920-5 | 06/81 | 153.4 | 153.3 | 153.3 | 5.3 | 0 |
| Tea in consumer packages | | 311920-7 | 12/85 | 123.0 | 123.0 | 123.0 | 1.7 | 0 |
| Secondary products and miscellaneous receipts | | 311920-SM | | | | | | |
| Miscellaneous receipts | | 311920-M | 12/00 | 117.6 | 120.3 | 125.8 | 8.6 | 4.6 |
| Secondary products | | 311920-S | 06/81 | 280.9 | 282.8 | 282.8 | 1.5 | 0 |
| Flavoring syrup & concentrate mfg | 31193 | | 12/03 | 107.9 | 109.2 | 109.2 | 2.4 | 0 |
| Flavoring syrup and concentrate manufacturing | 311930 | | 12/85 | 160.1 | 162.0 | 162.0 | 2.5 | 0 |
| Primary products | | 311930-P | 12/85 | 166.8 | 168.8 | 168.8 | 2.6 | 0 |

See footnotes at end of table.

Table 5. Producer price indexes for the net output of selected industries and their products, not seasonally adjusted
—Continued

| Industry and product ¹ | Industry code | Product code | Index base | Index | | | Percent change to May 2007 from: | |
|--|---------------|--------------|------------|------------------------|------------------------|-----------------------|----------------------------------|------------------|
| | | | | Jan. 2007 ² | Apr. 2007 ² | May 2007 ² | May 2006 | Apr. 2007 |
| Flavoring syrup and concentrate manufacturing—Continued | | | | | | | | |
| Liquid beverage bases, concentrates & syrups for sale by soft drink bottlers | | 311930-4 | 12/85 | 192.7 | 196.9 | 196.9 | 4.2 | 0.0 |
| Other flavoring agents (except chocolate syrups) | | 311930-8 | 12/85 | 130.5 | (³) | (³) | (³) | (³) |
| Secondary products and miscellaneous receipts | | 311930-SM | | | | | | |
| Miscellaneous receipts | | 311930-M | 12/85 | 103.5 | (³) | (³) | (³) | (³) |
| Seasoning & dressing mfg | 31194 | | 12/03 | 103.6 | 105.0 | 105.8 | 3.0 | .8 |
| Mayonnaise, dressing, and sauce manufacturing | 311941 | | 12/03 | 105.9 | 107.0 | 108.3 | 3.4 | 1.2 |
| Primary products | | 311941-P | 06/81 | 191.0 | 192.7 | 192.9 | 1.7 | .1 |
| Vinegar and cider | | 311941-1 | 12/85 | 115.9 | 115.9 | (³) | (³) | (³) |
| Prepared sauces, except tomato | | 311941-4 | 06/81 | 170.6 | 170.4 | 171.5 | 1.2 | .6 |
| Mayonnaise, salad dressings, and sandwich spreads | | 311941-7 | 06/81 | 190.0 | 192.9 | 192.7 | 2.2 | -.1 |
| Secondary products and miscellaneous receipts | | 311941-SM | | | | | | |
| Miscellaneous receipts | | 311941-M | 06/94 | (³) | (³) | (³) | (³) | (³) |
| Secondary products | | 311941-S | 06/81 | 155.9 | 159.4 | 166.7 | 9.2 | 4.6 |
| Spice and extract manufacturing | 311942 | | 12/03 | 100.5 | 102.0 | 102.2 | 2.4 | .2 |
| Primary products | | 311942-P | 12/03 | 99.3 | 101.2 | 101.4 | 2.9 | .2 |
| Table salt (evaporated), pepper (white and black), and other spices | | 311942-1 | 06/85 | 147.8 | 154.1 | 154.1 | 5.4 | 0 |
| Flavoring extracts, emulsions, and other liquid flavors and food colorings (except synthetic) | | 311942-5 | 12/85 | 134.4 | 133.5 | 134.6 | -.4 | .8 |
| Dry mix food preparations | | 311942-7 | 06/91 | 123.2 | 124.3 | 124.3 | 2.1 | 0 |
| Secondary products and miscellaneous receipts | | 311942-SM | | | | | | |
| Miscellaneous receipts | | 311942-M | 12/03 | 113.9 | 113.9 | 113.9 | 0 | 0 |
| Secondary products | | 311942-S | 12/03 | 106.1 | 106.1 | 106.1 | (³) | 0 |
| All other food mfg | 31199 | | 12/03 | 104.8 | 107.4 | 108.7 | 5.6 | 1.2 |
| Perishable prepared food manufacturing | 311991 | | 12/03 | 106.3 | 106.1 | 107.5 | 2.6 | 1.3 |
| Primary products | | 311991-P | 12/85 | 159.6 | 159.6 | 160.0 | 2.8 | .3 |
| Perishable prepared food manufacturing | | 311991-0 | 12/85 | 159.6 | 159.6 | 160.0 | 2.8 | .3 |
| Other perishable prepared food not frozen or canned, incl. pizza, fresh pasta, noodles, & tofu | | 311991-0B | 12/01 | 102.1 | 102.1 | 102.1 | .2 | 0 |
| Salads sold in bulk or packages, not frozen or canned | | 311991-01 | 12/01 | 111.9 | 113.0 | 112.8 | 5.0 | -.2 |
| Sandwiches, made from bread, sold in bulk or packages, not frozen or canned | | 311991-02 | 12/01 | 117.8 | 114.1 | 114.1 | -3.5 | 0 |
| Vegetables & potatoes peeled or cut for the trade, in bulk or packages, not frozen or canned | | 311991-03 | 12/01 | 126.8 | 126.1 | 127.8 | 8.1 | 1.3 |
| Tamales and other Mexican food specialties sold in bulk or packages, not frozen or canned | | 311991-04 | 12/01 | 106.7 | 106.2 | 106.4 | .3 | .2 |
| Secondary products and miscellaneous receipts | | 311991-SM | | | | | | |
| Miscellaneous receipts | | 311991-M | 12/03 | 102.0 | 100.7 | 115.6 | 2.4 | 14.8 |
| Secondary products | | 311991-S | 12/03 | 104.4 | 104.4 | 104.4 | .4 | 0 |
| All other miscellaneous food manufacturing | 311999 | | 12/03 | 104.3 | 108.4 | 109.6 | 7.1 | 1.1 |
| Primary products | | 311999-P | 12/03 | 104.0 | 108.7 | 110.2 | 8.1 | 1.4 |
| Egg processing | | 311999-G | 12/81 | 104.4 | 122.1 | 127.0 | 26.7 | 4.0 |
| Flavoring powders, tablets, and paste (including dry mix cocktails) | | 311999-J | 12/03 | 105.2 | 105.3 | 105.3 | 2.7 | 0 |
| Other food preparations | | 311999-N | 12/85 | 160.9 | 160.9 | 160.9 | 3.6 | 0 |
| Desserts (ready-to-mix) | | 311999-1 | 01/02 | 115.2 | (³) | 115.2 | 0 | (³) |
| Sweetening syrups and molasses | | 311999-4 | 12/85 | 141.4 | 141.4 | 141.4 | -2.1 | 0 |
| Secondary products and miscellaneous receipts | | 311999-SM | | | | | | |
| Miscellaneous receipts | | 311999-M | 12/03 | 110.7 | 110.7 | 110.7 | 3.7 | 0 |
| Secondary products | | 311999-S | 12/03 | 103.1 | 103.9 | 103.9 | .3 | 0 |
| Beverage & tobacco mfg | 312 | | 12/03 | 107.5 | 109.7 | 110.0 | 3.2 | .3 |
| Beverage mfg | 3121 | | 12/84 | 154.5 | 155.7 | 156.4 | 1.6 | .4 |
| Soft drink & ice mfg | 31211 | | 12/03 | 108.8 | 109.0 | 110.0 | 2.8 | .9 |
| Soft drink manufacturing | 312111 | | 06/81 | 176.3 | 176.9 | 178.5 | 3.1 | .9 |
| Primary products | | 312111-P | 06/81 | 176.1 | 176.7 | 178.4 | 3.1 | 1.0 |
| Non-carbonated soft drinks | | 312111-A | 12/00 | 108.8 | 112.7 | 114.0 | 2.8 | 1.2 |
| Bottled carbonated soft drinks | | 312111-1 | 12/96 | 134.1 | 135.4 | 137.6 | 5.5 | 1.6 |
| Canned carbonated soft drinks | | 312111-4 | 12/96 | 122.1 | 118.9 | 118.9 | 3.7 | 0 |
| Secondary products and miscellaneous receipts | | 312111-SM | | | | | | |
| Miscellaneous receipts | | 312111-M | 06/81 | 174.9 | 174.3 | 175.6 | 2.3 | .7 |
| Secondary products | | 312111-S | 06/81 | 210.4 | 214.3 | 214.8 | 3.3 | .2 |
| Bottled water manufacturing | 312112 | | 12/03 | 101.4 | 98.9 | 99.0 | -3.2 | .1 |
| Primary products | | 312112-P | 12/03 | 101.7 | 98.9 | 98.9 | -3.9 | 0 |
| Bottled water | | 312112-0 | 12/00 | 99.9 | 97.1 | 97.1 | -3.9 | 0 |
| Secondary products and miscellaneous receipts | | 312112-SM | | | | | | |
| Ice manufacturing | 312113 | | 12/85 | 176.9 | 179.6 | 180.5 | 3.5 | .5 |

See footnotes at end of table.

Table 5. Producer price indexes for the net output of selected industries and their products, not seasonally adjusted
—Continued

| Industry and product ¹ | Industry code | Product code | Index base | Index | | | Percent change to May 2007 from: | |
|---|---------------|--------------|------------|------------------------|------------------------|-----------------------|----------------------------------|------------------|
| | | | | Jan. 2007 ² | Apr. 2007 ² | May 2007 ² | May 2006 | Apr. 2007 |
| Ice manufacturing—Continued | | | | | | | | |
| Primary products | | 312113-P | 12/85 | 168.3 | 171.0 | 171.9 | 3.6 | 0.5 |
| Ice manufacturing | | 312113-0 | 12/03 | 112.8 | 114.5 | 115.1 | 3.6 | .5 |
| Secondary products and miscellaneous receipts | | 312113-SM | | | | | | |
| Miscellaneous receipts | | 312113-M | 08/98 | 103.4 | 103.4 | (³) | (³) | (³) |
| Breweries | 31212 | | 12/03 | 104.4 | 106.0 | 106.1 | -7 | .1 |
| Breweries | 312120 | | 06/82 | 156.7 | 159.1 | 159.1 | -7 | 0 |
| Primary products | | 312120-P | 06/82 | 156.7 | 159.2 | 159.2 | -7 | 0 |
| Bottled beer and ale case goods | | 312120-A | 06/82 | 134.8 | 136.8 | 136.9 | .8 | .1 |
| Canned beer and ale case goods | | 312120-1 | 06/82 | 167.1 | 169.1 | 169.1 | -2.3 | 0 |
| Beer and ale in barrels and kegs | | 312120-7 | 06/82 | 186.5 | 194.0 | 193.8 | 4.0 | -1 |
| All other malt beverages and brewing products | | 312120-9 | 06/82 | 179.1 | 186.2 | 187.0 | 4.5 | .4 |
| Secondary products and miscellaneous receipts | | 312120-SM | | | | | | |
| Miscellaneous receipts | | 312120-M | 12/02 | 101.6 | (³) | 107.0 | 3.1 | (³) |
| Wineries | 31213 | | 12/03 | 110.6 | 111.3 | 111.3 | 1.7 | 0 |
| Wineries | 312130 | | 12/83 | 153.8 | 154.7 | 154.6 | 1.6 | -1 |
| Primary products | | 312130-P | 12/83 | 157.2 | 158.2 | 158.1 | 1.5 | -1 |
| Wines, brandy, and brandy spirits | | 312130-0 | 12/98 | 112.3 | 113.0 | 112.9 | 1.4 | -1 |
| Other wines, brandy, and brandy spirits | | 312130-0B | 06/06 | 100.6 | 100.5 | 100.7 | (³) | .2 |
| White grape wines, 14 percent or less | | 312130-01 | 12/83 | 134.8 | 136.3 | 136.0 | 1.1 | -2 |
| Red grape wines, 14 percent or less | | 312130-02 | 12/83 | 189.3 | 191.0 | 190.8 | .5 | -1 |
| Secondary products and miscellaneous receipts | | 312130-SM | | | | | | |
| Miscellaneous receipts | | 312130-M | 12/91 | 133.0 | 134.5 | 134.3 | 2.8 | -1 |
| Secondary products | | 312130-S | 12/83 | 162.8 | (³) | 162.8 | 8.5 | (³) |
| Distilleries | 31214 | | 12/03 | 103.6 | 105.5 | 106.4 | 4.1 | .9 |
| Distilleries | 312140 | | 06/83 | 170.5 | 173.6 | 175.1 | 4.1 | .9 |
| Primary products | | 312140-P | 06/83 | 165.9 | 169.0 | 170.5 | 4.3 | .9 |
| Bottled liquor, except brandy | | 312140-4 | 06/83 | 179.0 | 179.4 | 181.4 | 2.8 | 1.1 |
| Secondary products and miscellaneous receipts | | 312140-SM | | | | | | |
| Secondary products | | 312140-S | 12/97 | 106.2 | (³) | (³) | (³) | (³) |
| Tobacco mfg | 3122 | | 12/84 | 410.9 | 427.9 | 428.0 | 6.0 | 0 |
| Tobacco stemming & redrying | 31221 | | 06/84 | 111.1 | 114.0 | 114.0 | 8.3 | 0 |
| Tobacco stemming and redrying | 312210 | | 06/84 | 111.1 | 114.0 | 114.0 | 8.3 | 0 |
| Primary products | | 312210-P | 06/84 | 106.7 | 109.5 | 109.5 | 8.2 | 0 |
| Unstemmed leaf tobacco, redried before packing | | 312210-1 | 12/03 | 105.2 | 107.6 | 107.6 | 3.0 | 0 |
| Tobacco, stemmed | | 312210-4 | 06/84 | 101.1 | 104.1 | (³) | (³) | (³) |
| Tobacco product mfg | 31222 | | 12/82 | 447.9 | 466.6 | 466.8 | 6.0 | 0 |
| Cigarette Manufacturing | 312221 | | 12/82 | 448.1 | 468.6 | 468.6 | 6.4 | 0 |
| Primary products | | 312221-P | 12/82 | 459.1 | 480.1 | 480.1 | 6.4 | 0 |
| Cigarettes, including nontobacco cigarettes | | 312221-0 | 12/04 | 107.5 | 112.4 | 112.4 | 6.4 | 0 |
| Other tobacco product manufacturing | 312229 | | 12/03 | 108.4 | 109.1 | 109.4 | 2.5 | .3 |
| Primary products | | 312229-P | 12/03 | 109.4 | 110.1 | 110.5 | 2.8 | .4 |
| Cigars | | 312229-1 | 12/82 | 347.4 | 347.4 | 347.4 | 5.0 | 0 |
| Chewing and smoking tobacco | | 312229-4 | 12/82 | 434.3 | 438.2 | 440.4 | 2.0 | .5 |
| Smoking tobacco | | 312229-41 | 12/05 | 104.6 | 104.8 | 104.8 | .9 | 0 |
| Looseleaf chewing tobacco, snuff, and all other chewing tobacco | | 312229-42 | 12/05 | 102.1 | 103.2 | 103.8 | 2.2 | .6 |
| Secondary products and miscellaneous receipts | | 312229-SM | | | | | | |
| Textile mills | 313 | | 12/03 | 107.0 | 107.4 | 107.5 | .7 | .1 |
| Fiber, yarn, and thread mills | 3131 | | 12/84 | 112.2 | 112.9 | 112.6 | 1.9 | -3 |
| Fiber, yarn, and thread mills | 31311 | | 12/84 | 112.2 | 112.9 | 112.6 | 1.9 | -3 |
| Yarn spinning mills | 313111 | | 12/82 | 99.8 | 100.5 | 99.6 | 1.2 | -9 |
| Primary products | | 313111-P | 12/82 | 99.4 | 100.2 | 99.2 | 1.2 | -1.0 |
| Scouring and combing mill products | | 313111-C | 12/03 | 105.7 | 106.6 | 106.6 | 5.5 | 0 |
| Carded cotton yarns | | 313111-1 | 12/82 | 74.9 | 74.9 | 75.1 | 1.5 | .3 |
| Combed cotton yarns | | 313111-3 | 12/82 | 95.7 | 95.9 | (³) | (³) | (³) |
| Spun noncellulosic fiber and other natural fiber yarns | | 313111-6 | 12/96 | 108.7 | 110.2 | 108.3 | 1.1 | -1.7 |
| Polyester spun yarn | | 313111-6551 | 12/96 | 104.4 | 105.9 | 101.9 | -1.9 | -3.8 |
| All other spun noncellulosic fiber and silk yarns | | 313111-6661 | 12/96 | 109.8 | 111.3 | 111.4 | 3.9 | .1 |
| Wool yarns | | 313111-9 | 12/96 | 117.5 | 117.5 | 117.5 | 2.2 | 0 |
| Secondary products and miscellaneous receipts | | 313111-SM | | | | | | |

See footnotes at end of table.

Table 5. Producer price indexes for the net output of selected industries and their products, not seasonally adjusted
—Continued

| Industry and product ¹ | Industry code | Product code | Index base | Index | | | Percent change to May 2007 from: | |
|---|---------------|--------------|------------|------------------------|------------------------|-----------------------|----------------------------------|------------------|
| | | | | Jan. 2007 ² | Apr. 2007 ² | May 2007 ² | May 2006 | Apr. 2007 |
| Yarn texturizing and twisting mills | 313112 | | 12/82 | 138.9 | 139.4 | 140.5 | 2.5 | 0.8 |
| Primary products | | 313112-P | 12/82 | 139.2 | 139.8 | 140.8 | 2.4 | .7 |
| Thrown filament yarns, except textured | | 313112-3 | 12/82 | (³) | (³) | (³) | (³) | (³) |
| Textured/cripped/bulked filament yarns, incl. stretch yarn, made from purchased filament yarn | | 313112-5 | 12/82 | 143.7 | 144.5 | 145.6 | 3.1 | .8 |
| Commission receipts for throwing, texturing, or winding filament yarns | | 313112-8 | 12/82 | 120.4 | 120.4 | (³) | (³) | (³) |
| Secondary products and miscellaneous receipts | | 313112-SM | | | | | | |
| Secondary products | | 313112-S | 12/88 | 121.5 | 121.5 | (³) | (³) | (³) |
| Thread mills | 313113 | | 12/03 | 115.5 | 115.5 | 115.5 | 4.0 | 0 |
| Primary products | | 313113-P | 06/84 | 175.2 | 175.2 | 175.2 | 4.0 | 0 |
| Thread mills | | 313113-0 | 12/00 | 117.2 | 117.2 | 117.2 | 4.1 | 0 |
| Secondary products and miscellaneous receipts | | 313113-SM | | | | | | |
| Miscellaneous receipts | | 313113-M | 06/96 | (³) | (³) | (³) | (³) | (³) |
| Fabric mills | 3132 | | 12/03 | 105.6 | 105.3 | 105.5 | -.6 | .2 |
| Broadwoven fabric mills | 31321 | | 12/03 | 106.3 | 107.4 | 107.6 | .5 | .2 |
| Broadwoven fabric mills | 313210 | | 12/03 | 106.3 | 107.4 | 107.6 | .5 | .2 |
| Primary products | | 313210-P | 12/03 | 105.4 | 106.6 | 106.8 | .7 | .2 |
| Manmade fiber broadwoven fabrics, combinations of spun/filament yarns (exc wool blends) (gray) | | 313210-A | 04/85 | 109.3 | 109.5 | 109.9 | 2.8 | .4 |
| Manmade fiber broadwoven fabrics 85% or more filament yarns, rayon/acetate/lyocell (gray goods) | | 313210-E | 12/04 | 128.7 | 128.7 | (³) | (³) | (³) |
| Manmade fiber broadwoven fabrics 85% or more filament yarns (exc rayon/acetate/lyocell) (gray) | | 313210-G | 06/81 | 125.8 | 127.0 | 126.6 | -3.4 | -.3 |
| Manmade fiber broadwoven plain weave fabrics 85% or more spun yarns (exc pile/wool blends) gra | | 313210-H | 06/87 | 83.7 | 85.4 | 85.4 | 2.0 | 0 |
| Manmade fiber broadwoven twill fabrics, 85% or more spun yarns (exc. pile/wool blends) (gray) | | 313210-J | 06/87 | 106.1 | (³) | 106.0 | -2.7 | (³) |
| Finished manmade fiber and silk broadwoven fabrics, finished in weaving mills | | 313210-K | 06/81 | 131.2 | 132.3 | 133.9 | 3.3 | 1.2 |
| Other broadwoven fabrics of manmade, silk, or natural fibers (exc. cotton) (gray goods) | | 313210-N | 12/04 | 103.1 | (³) | 103.2 | (³) | (³) |
| Finished broadwoven wool fabrics and felts (finished in weaving mills) | | 313210-U | 06/85 | 126.3 | 126.4 | 126.4 | .8 | 0 |
| Fabricated textile products, made in weaving mills | | 313210-W | 12/06 | 100.0 | 100.0 | 100.4 | (³) | .4 |
| Cotton broadwoven plain weave fabrics (excluding pile) (gray goods) | | 313210-1 | 06/87 | 108.8 | 109.0 | 108.5 | -.2 | -.5 |
| Cotton broadwoven twill weave fabrics (excluding pile) (gray goods) | | 313210-3 | 06/87 | 94.0 | 94.0 | 93.9 | -.2 | -.1 |
| Finished cotton broadwoven fabrics, finished in weaving mills | | 313210-9 | 12/80 | 105.7 | 114.5 | 112.0 | 6.7 | -2.2 |
| Secondary products and miscellaneous receipts | | 313210-SM | | | | | | |
| Miscellaneous receipts | | 313210-M | 12/04 | 102.5 | (³) | (³) | (³) | (³) |
| Secondary products | | 313210-S | 12/03 | 123.1 | 120.7 | (³) | (³) | (³) |
| Narrow fabric mills and schiffli embroidery | 31322 | | 06/84 | 132.0 | 132.1 | 132.3 | 1.5 | .2 |
| Narrow fabric mills | 313221 | | 06/84 | 133.5 | 133.6 | 133.8 | 1.8 | .1 |
| Primary products | | 313221-P | 06/84 | 134.7 | 134.7 | 135.0 | 1.8 | .2 |
| Woven narrow fabrics (12 inches or less in width) | | 313221-1 | 06/84 | 132.7 | 132.8 | 133.0 | .2 | .2 |
| Braided narrow fabrics (12 inches or less in width) | | 313221-3 | 06/84 | 157.1 | 157.1 | 157.1 | 10.7 | 0 |
| Secondary products and miscellaneous receipts | | 313221-SM | | | | | | |
| Secondary products | | 313221-S | 06/84 | 120.4 | 120.5 | 120.5 | 1.6 | 0 |
| Schiffli machine embroidery | 313222 | | 06/85 | 143.4 | 143.4 | 143.4 | -.4 | 0 |
| Primary products | | 313222-P | 06/85 | 143.0 | 143.0 | 143.0 | -.5 | 0 |
| Schiffli machine embroideries | | 313222-0 | 06/85 | 143.0 | 143.0 | 143.0 | -.5 | 0 |
| Secondary products and miscellaneous receipts | | 313222-SM | | | | | | |
| Nonwoven fabric mills | 31323 | | 12/03 | 108.1 | 108.2 | 108.1 | -.5 | -.1 |
| Nonwoven fabric mills | 313230 | | 12/85 | 129.1 | 129.3 | 129.2 | -.5 | -.1 |
| Primary products | | 313230-P | 12/85 | 129.8 | 130.1 | 129.9 | -.5 | -.2 |
| Nonwoven fabrics | | 313230-1 | 12/85 | 131.0 | 131.2 | 131.0 | -.3 | -.2 |
| Nonwoven fabrics, wet laid | | 313230-1131 | 12/85 | 150.8 | 152.5 | 152.9 | -1.4 | .3 |
| Nonwoven fabrics, except wet laid | | 313230-1191 | 12/85 | 120.3 | 120.0 | 119.6 | -.4 | -.3 |
| Pressed, punched, or needled felts (except hats) | | 313230-5 | 12/85 | 123.8 | 124.1 | 124.1 | -1.7 | 0 |
| Secondary products and miscellaneous receipts | | 313230-SM | | | | | | |
| Miscellaneous receipts | | 313230-M | 10/97 | (³) | (³) | (³) | (³) | (³) |
| Knit fabric mills | 31324 | | 12/03 | 101.6 | 95.7 | 96.6 | -4.8 | .9 |
| Weft knit fabric mills | 313241 | | 12/03 | 101.2 | 100.9 | 100.7 | -.5 | -.2 |
| Primary products | | 313241-P | 06/81 | 95.1 | 94.6 | 94.4 | -.4 | -.2 |
| Weft (circular) knit fabrics greige goods (except hosiery) | | 313241-1 | 06/81 | 109.1 | 109.1 | 109.1 | .6 | 0 |
| Finished weft (circular) knit fabrics, except hosiery | | 313241-3 | 12/94 | 85.3 | 84.7 | 84.3 | -1.4 | -.5 |
| Commission receipts for knitting and/or finishing nonapparel articles of weft knit fabrics | | 313241-6 | 06/81 | 104.8 | 104.8 | 104.8 | 0 | 0 |

See footnotes at end of table.

Table 5. Producer price indexes for the net output of selected industries and their products, not seasonally adjusted
—Continued

| Industry and product ¹ | Industry code | Product code | Index base | Index | | | Percent change to May 2007 from: | |
|--|---------------|--------------|------------|------------------------|------------------------|-----------------------|----------------------------------|------------------|
| | | | | Jan. 2007 ² | Apr. 2007 ² | May 2007 ² | May 2006 | Apr. 2007 |
| Weft knit fabric mills—Continued | | | | | | | | |
| Secondary products and miscellaneous receipts | | 313241-SM | | | | | | |
| Secondary products | | 313241-S | 06/01 | (³) | (³) | (³) | (³) | (³) |
| Other knit fabric and lace mills | 313249 | | 12/03 | 101.8 | 88.4 | 90.8 | -10.9 | 2.7 |
| Primary products | | 313249-P | 06/81 | 122.6 | 104.9 | 108.1 | -12.0 | 3.1 |
| Nonapparel warp knit end products (incl knitted towels/washcloths) exc fabric/lace/net goods | | 313249-A | 12/03 | 109.7 | 109.7 | 109.7 | 1.5 | 0 |
| Finished warp knit fabrics | | 313249-3 | 12/03 | 102.5 | 79.5 | 83.8 | -18.2 | 5.4 |
| Secondary products and miscellaneous receipts | | 313249-SM | | | | | | |
| Textile and fabric finishing mills | 3133 | | 12/03 | 107.8 | 109.4 | 109.2 | 2.2 | -2 |
| Textile and fabric finishing mills | 31331 | | 12/03 | 106.1 | 108.0 | 107.8 | 2.3 | -2 |
| Broadwoven fabric finishing mills | 313311 | | 12/03 | 107.8 | 110.2 | 110.1 | 2.4 | -1 |
| Primary products | | 313311-P | 12/03 | 108.1 | 110.7 | 110.5 | 2.5 | -2 |
| Finished cotton broadwoven fabrics, finished in finishing mills | | 313311-1 | 06/84 | 128.1 | 131.0 | 131.3 | 2.4 | .2 |
| Job or commission finishing of cotton broadwoven fabrics | | 313311-3 | 06/84 | 164.7 | 163.6 | 163.6 | -1.2 | 0 |
| Finished manmade fiber and silk broadwoven fabrics, finished in finishing mills | | 313311-5 | 06/84 | 145.3 | 153.5 | 148.6 | .5 | -3.2 |
| Job or commission finishing of manmade fiber and silk broadwoven fabrics | | 313311-7 | 06/84 | 138.0 | 134.4 | 144.7 | 12.7 | 7.7 |
| Secondary products and miscellaneous receipts | | 313311-SM | | | | | | |
| Other textile and fabric finishing mills | 313312 | | 12/03 | 102.8 | 103.6 | 103.4 | 2.4 | -2 |
| Primary products | | 313312-P | 12/03 | 103.2 | 104.0 | 104.0 | 2.6 | 0 |
| Finished fabrics (except broadwoven) and other finished textiles | | 313312-0 | 12/03 | 103.2 | 104.0 | 104.0 | 2.6 | 0 |
| Secondary products and miscellaneous receipts | | 313312-SM | | | | | | |
| Fabric coating mills | 31332 | | 12/03 | 116.2 | 116.9 | 116.4 | 1.9 | -4 |
| Fabric coating mills | 313320 | | 06/85 | 164.1 | 165.0 | 164.4 | 1.9 | -4 |
| Primary products | | 313320-P | 06/85 | 161.7 | 163.2 | 162.2 | 2.1 | -6 |
| Vinyl coated fabrics, including expanded vinyl coated | | 313320-1 | 06/85 | 161.0 | 161.0 | 160.5 | 2.4 | -3 |
| Rubber coated fabrics | | 313320-4 | 12/03 | 107.7 | 115.2 | 110.7 | (³) | -3.9 |
| Other coated or laminated fabrics and coated yarns, not rubberized | | 313320-5 | 06/06 | 100.9 | 101.2 | 101.1 | (³) | -1 |
| Other coated or laminated fabrics, excluding rubberized fabrics | | 313320-52 | 06/85 | (³) | 168.6 | 168.2 | .8 | -2 |
| Secondary products and miscellaneous receipts | | 313320-SM | | | | | | |
| Miscellaneous receipts | | 313320-M | 12/92 | 159.2 | 160.1 | 160.1 | (³) | 0 |
| Secondary products | | 313320-S | 06/85 | 150.4 | 140.3 | 148.6 | .2 | 5.9 |
| Textile product mills | 314 | | 12/03 | 109.3 | 108.5 | 109.7 | 2.0 | 1.1 |
| Textile furnishings mills | 3141 | | 12/03 | 109.6 | 108.2 | 110.0 | 2.3 | 1.7 |
| Carpet and rug mills | 31411 | | 12/84 | 141.1 | 138.6 | 141.7 | 2.8 | 2.2 |
| Carpet and rug mills | 314110 | | 06/90 | 129.2 | 126.8 | 129.7 | 2.9 | 2.3 |
| Primary products | | 314110-P | 06/90 | 130.3 | 127.9 | 130.9 | 3.2 | 2.3 |
| Woven carpets and rugs | | 314110-1 | 06/85 | 169.6 | (³) | 176.3 | 9.8 | (³) |
| Tufted carpets and rugs | | 314110-2 | 12/79 | 180.2 | 176.1 | 180.5 | 2.3 | 2.5 |
| Carpets, rugs, and mats, nec | | 314110-5 | 06/85 | (³) | (³) | (³) | (³) | (³) |
| Secondary products and miscellaneous receipts | | 314110-SM | | | | | | |
| Secondary products | | 314110-S | 08/05 | (³) | (³) | 94.8 | -4.7 | (³) |
| Curtain and linen mills | 31412 | | 12/03 | 101.8 | 101.4 | 102.0 | 1.5 | .6 |
| Curtain and drapery mills | 314121 | | 06/84 | 157.6 | 157.8 | 159.2 | 1.3 | .9 |
| Primary products | | 314121-P | 06/84 | 149.5 | 149.7 | 151.2 | 1.2 | 1.0 |
| Curtains and draperies | | 314121-0 | 06/84 | 149.5 | 149.7 | 151.2 | 1.2 | 1.0 |
| Woven window curtains (except custom made), all fabrics, including glass .. | | 314121-02 | 06/84 | 136.0 | 135.7 | 135.8 | (³) | .1 |
| Woven draperies (except custom made), all fabrics, including glass | | 314121-03 | 06/84 | 157.7 | 157.7 | 162.8 | (³) | 3.2 |
| Custom drapes and curtains | | 314121-04 | 06/05 | 103.4 | 104.2 | 104.2 | (³) | 0 |
| Curtains and draperies, knit, including lace curtains made from purchased fabric | | 314121-05 | 06/98 | 116.7 | 116.7 | 116.7 | (³) | 0 |
| Secondary products and miscellaneous receipts | | 314121-SM | | | | | | |
| Miscellaneous receipts | | 314121-M | 06/05 | 103.2 | 103.6 | 103.9 | 2.8 | .3 |
| Secondary products | | 314121-S | 06/84 | 163.6 | 163.6 | 163.6 | 0 | 0 |
| Other household textile product mills | 314129 | | 06/83 | 118.2 | 117.6 | 118.4 | 1.6 | .7 |
| Primary products | | 314129-P | 06/83 | 114.6 | 113.9 | 114.7 | 2.1 | .7 |
| Bedspreads and bedsets | | 314129-1 | 06/83 | 105.7 | 106.6 | 106.6 | .8 | 0 |
| Sheets and pillowcases | | 314129-3 | 06/83 | 104.5 | 104.5 | 104.5 | 1.0 | 0 |
| Other household textile products | | 314129-6 | 06/83 | 119.8 | 119.0 | 120.2 | 2.2 | 1.0 |
| Secondary products and miscellaneous receipts | | 314129-SM | | | | | | |
| Miscellaneous receipts | | 314129-M | 06/83 | 144.1 | 144.4 | 144.6 | 2.3 | .1 |
| Secondary products | | 314129-S | 06/83 | 143.2 | 143.8 | 143.8 | -7.3 | 0 |

See footnotes at end of table.

Table 5. Producer price indexes for the net output of selected industries and their products, not seasonally adjusted
—Continued

| Industry and product ¹ | Industry code | Product code | Index base | Index | | | Percent change to May 2007 from: | |
|---|---------------|--------------|------------|------------------------|------------------------|-----------------------|----------------------------------|------------------|
| | | | | Jan. 2007 ² | Apr. 2007 ² | May 2007 ² | May 2006 | Apr. 2007 |
| Other textile product mills | 3149 | | 12/03 | 108.5 | 109.1 | 109.0 | 1.4 | -0.1 |
| Textile bag and canvas mills | 31491 | | 12/03 | 109.6 | 111.5 | 112.2 | 5.7 | .6 |
| Textile bag mills | 314911 | | 12/85 | 154.0 | 154.0 | 154.0 | 4.5 | 0 |
| Primary products | | 314911-P | 12/85 | 148.2 | 148.2 | 148.2 | 5.0 | 0 |
| Textile bags | | 314911-0 | 12/03 | 113.7 | 113.7 | 113.7 | 5.1 | 0 |
| Duffle bags and knapsacks, all materials | | 314911-01 | 12/02 | 102.8 | 102.8 | 102.8 | .2 | 0 |
| All other textile bags | | 314911-02 | 12/85 | 157.9 | 157.9 | 157.9 | 6.2 | 0 |
| Secondary products and miscellaneous receipts | | 314911-SM | | | | | | |
| Miscellaneous receipts | | 314911-M | 12/02 | 114.9 | (³) | (³) | (³) | (³) |
| Secondary products | | 314911-S | 12/85 | 184.1 | 184.1 | (³) | (³) | (³) |
| Canvas and related product mills | 314912 | | 12/85 | 220.6 | 225.9 | 227.9 | 6.0 | .9 |
| Primary products | | 314912-P | 12/85 | 225.9 | 232.1 | 233.6 | 6.0 | .6 |
| Canvas and related products | | 314912-0 | 06/03 | 107.9 | 110.9 | 111.6 | 6.0 | .6 |
| Secondary products and miscellaneous receipts | | 314912-SM | | | | | | |
| Miscellaneous receipts | | 314912-M | 06/03 | 104.4 | 104.4 | 104.4 | 4.8 | 0 |
| Secondary products | | 314912-S | 12/85 | 175.7 | 175.7 | 184.9 | 8.5 | 5.2 |
| All other textile product mills | 31499 | | 12/03 | 108.1 | 108.3 | 107.9 | -.1 | -.4 |
| Rope, cordage, and twine mills | 314991 | | 06/85 | 156.0 | 156.8 | 157.3 | 2.0 | .3 |
| Primary products | | 314991-P | 06/85 | 156.6 | 157.4 | 157.8 | 1.9 | .3 |
| Cordage and twine, soft fiber (except cotton) | | 314991-3 | 06/85 | 130.9 | 131.4 | 131.7 | 1.8 | .2 |
| Cotton cordage and twine | | 314991-5 | 06/85 | 97.0 | 97.0 | 97.0 | 2.9 | 0 |
| Secondary products and miscellaneous receipts | | 314991-SM | | | | | | |
| Miscellaneous receipts | | 314991-M | 12/93 | 124.8 | 125.3 | 126.3 | 2.7 | .8 |
| Tire cord and tire fabric mills | 314992 | | 06/84 | 125.9 | 124.2 | 124.1 | -1.9 | -1.1 |
| Primary products | | 314992-P | 06/84 | 126.7 | 125.0 | 124.8 | -1.9 | -2.2 |
| Tire cord and tire fabrics | | 314992-0 | 06/84 | 126.7 | 125.0 | 124.8 | -1.9 | -2.2 |
| Secondary products and miscellaneous receipts | | 314992-SM | | | | | | |
| All other miscellaneous textile product mills | 314999 | | 12/03 | 105.9 | 106.6 | 106.1 | .2 | -.5 |
| Primary products | | 314999-P | 12/03 | 105.7 | 106.4 | 105.8 | .1 | -.6 |
| Recovered fibers, processed mill waste, and related products | | 314999-1 | 12/85 | 190.2 | 190.9 | 195.7 | 4.9 | 2.5 |
| Paddings and upholstery filling, batting and wadding (except foam rubber and plastics) | | 314999-3 | 12/85 | 133.4 | 134.2 | 134.1 | 3.2 | -.1 |
| Embroideries (excluding Schiffli machine products) | | 314999-5 | 12/85 | 151.1 | 151.8 | 151.7 | .1 | -.1 |
| Other trimmings and findings | | 314999-7 | 12/03 | 104.2 | 104.2 | 104.2 | 1.6 | 0 |
| All other miscellaneous fabricated textile products | | 314999-8 | 12/03 | 102.8 | 103.8 | 102.5 | -1.1 | -1.3 |
| Secondary products and miscellaneous receipts | | 314999-SM | | | | | | |
| Miscellaneous receipts | | 314999-M | 12/03 | 111.6 | 112.5 | 112.4 | 0 | -.1 |
| Secondary products | | 314999-S | 12/03 | 103.7 | 103.7 | 103.7 | .8 | 0 |
| Apparel manufacturing | 315 | | 12/03 | 101.4 | 101.3 | 101.4 | .9 | .1 |
| Apparel knitting mills | 3151 | | 12/84 | 110.2 | 110.3 | 110.5 | -.1 | .2 |
| Hosiery and sock mills | 31511 | | 12/84 | 111.3 | 111.3 | 111.7 | -.4 | .4 |
| Sheer hosiery mills | 315111 | | 06/84 | 134.4 | 135.7 | 137.0 | 2.5 | 1.0 |
| Primary products | | 315111-P | 06/84 | 135.0 | 136.5 | 138.1 | 2.8 | 1.2 |
| Women's, misses', & girls' sheer finished hosiery, full-length, knee-length, & below the knee | | 315111-1 | 12/02 | 102.1 | 103.7 | 104.6 | 2.0 | .9 |
| Women's, misses', and girls' sheer finished pantyhose, including tights, all needle | | 315111-3 | 06/84 | 126.8 | 128.3 | 130.3 | 3.6 | 1.6 |
| Women's, misses', and girls' sheer hosiery shipped in the greige (except socks) | | 315111-5 | 12/02 | (³) | (³) | (³) | (³) | (³) |
| Secondary products and miscellaneous receipts | | 315111-SM | | | | | | |
| Secondary products | | 315111-S | 06/84 | 123.2 | 123.2 | (³) | (³) | (³) |
| Other hosiery and sock mills | 315119 | | 06/84 | 127.4 | 127.1 | 127.2 | -1.5 | .1 |
| Primary products | | 315119-P | 06/84 | 127.1 | 126.8 | 126.9 | -.6 | .1 |
| Men's finished seamless hosiery and socks (sizes 10 and up) | | 315119-1 | 06/84 | 148.7 | 148.6 | 148.7 | -.7 | .1 |
| All other finished hosiery, other than sheer | | 315119-3 | 06/84 | 106.6 | 106.5 | 106.5 | -.8 | 0 |
| Seamless hosiery (except sheer), shipped in the greige | | 315119-5 | 06/84 | 102.2 | 99.3 | 99.3 | -.9 | 0 |
| Secondary products and miscellaneous receipts | | 315119-SM | | | | | | |
| Miscellaneous receipts | | 315119-M | 06/90 | 94.5 | (³) | 94.5 | (³) | (³) |
| Other apparel knitting mills | 31519 | | 12/06 | 100.0 | 100.1 | 100.1 | (³) | 0 |
| Outerwear knitting mills | 315191 | | 12/84 | 102.7 | 102.9 | 102.9 | .1 | 0 |
| Primary products | | 315191-P | 12/84 | 97.4 | 97.5 | 97.5 | 0 | 0 |
| Women's, girls', and infants' knit shirts and blouses, made in knitting mills | | 315191-B | 12/97 | 95.7 | 96.6 | (³) | (³) | (³) |

See footnotes at end of table.

Table 5. Producer price indexes for the net output of selected industries and their products, not seasonally adjusted
—Continued

| Industry and product ¹ | Industry code | Product code | Index base | Index | | | Percent change to May 2007 from: | |
|--|---------------|--------------|------------|------------------------|------------------------|-----------------------|----------------------------------|------------------|
| | | | | Jan. 2007 ² | Apr. 2007 ² | May 2007 ² | May 2006 | Apr. 2007 |
| Contract receipts for knitting only or knitting & finishing outerwear knitting mill products | | 315191-E | 06/05 | 100.1 | 100.1 | 100.1 | -2.4 | 0.0 |
| Gloves and mittens, made in knitting mills | | 315191-G | 12/85 | 115.8 | 115.8 | 115.8 | -.3 | 0 |
| Hats, mufflers, scarves, and other knitting mill apparel products | | 315191-H | 12/06 | 100.0 | 100.0 | 100.0 | (³) | 0 |
| Men's and boys' sweaters, made in knitting mills | | 315191-2 | 12/84 | 131.5 | 131.5 | 131.5 | .8 | 0 |
| Women's, girls', and infants' sweaters, made in knitting mills | | 315191-4 | 12/84 | 86.8 | 86.8 | 86.8 | 0 | 0 |
| Men's and boys' knit dress and sport shirts, made in knitting mills | | 315191-7 | 12/84 | 98.7 | (³) | (³) | (³) | (³) |
| Secondary products and miscellaneous receipts | | 315191-SM | | | | | | |
| Secondary products | | 315191-S | 12/84 | 139.1 | 139.1 | 139.1 | .2 | 0 |
| Underwear and nightwear knitting mills | 315192 | | 06/82 | 128.9 | 128.9 | 128.9 | 1.7 | 0 |
| Primary products | | 315192-P | 06/82 | 128.0 | 128.0 | 128.0 | 2.0 | 0 |
| Men's and boys' knit underwear, nightwear, and robes, made in knitting mills .. | | 315192-1 | 06/82 | 118.1 | (³) | 118.1 | 3.5 | (³) |
| Women's, girls', and infants' knit underwear and nightwear, made in knitting mills | | 315192-4 | 06/82 | 139.8 | 139.8 | (³) | (³) | (³) |
| Secondary products and miscellaneous receipts | | 315192-SM | | | | | | |
| Cut and sew apparel manufacturing | 3152 | | 12/03 | 101.7 | 101.7 | 101.7 | 1.1 | 0 |
| Cut and sew apparel contractors | 31521 | | 12/03 | 105.9 | 105.9 | 105.9 | .3 | 0 |
| Men's and boys' apparel contractors | 315211 | | 12/03 | 110.5 | 110.5 | 110.5 | .9 | 0 |
| Primary Products | | 315211-P | 12/03 | 111.2 | 111.2 | 111.2 | 1.0 | 0 |
| Contract receipts for men's and boys' cut and sew apparel contractors | | 315211-B | 12/03 | 111.2 | 111.2 | 111.2 | 1.0 | 0 |
| Secondary products and miscellaneous receipts | | 315211-SM | | | | | | |
| Women's and girls' apparel contractors | 315212 | | 12/03 | 104.1 | 104.1 | 104.1 | 0 | 0 |
| Primary products | | 315212-P | 12/03 | 104.3 | 104.3 | 104.3 | 0 | 0 |
| Contract receipts for women's/girls'/infants' cut and sew apparel | | 315212-B | 12/03 | 104.3 | 104.3 | 104.3 | 0 | 0 |
| Secondary products and miscellaneous receipts | | 315212-SM | | | | | | |
| Secondary products | | 315212-S | 12/03 | 100.1 | (³) | 100.1 | 0 | (³) |
| Men's and boys' cut and sew apparel mfg | 31522 | | 12/03 | 98.9 | 98.5 | 98.7 | .8 | .2 |
| Men's and boys' underwear and nightwear mfg | 315221 | | 12/03 | 104.9 | 103.4 | 103.6 | -1.2 | .2 |
| Primary products | | 315221-P | 12/03 | 104.5 | 103.2 | 103.5 | -1.0 | .3 |
| Men's and boys' cut and sew underwear, nightwear, and robes, made from purchased fabrics | | 315221-0 | 12/03 | 104.7 | 103.5 | 103.7 | -1.0 | .2 |
| Secondary products and miscellaneous receipts | | 315221-SM | | | | | | |
| Secondary products | | 315221-S | 12/03 | 105.9 | 104.0 | 104.0 | -1.8 | 0 |
| Men's and boys' suit, coat, and overcoat manufacturing | 315222 | | 12/80 | 167.9 | 167.4 | 167.4 | 1.5 | 0 |
| Primary products | | 315222-P | 12/80 | 167.8 | 167.5 | 167.5 | 2.8 | 0 |
| Men's and boys' tailored suits, including dress uniforms (firefighter, military, police, etc.) | | 315222-2 | 06/02 | 100.5 | 100.4 | 100.4 | 1.8 | 0 |
| Men's and boys' tailored overcoats, topcoats, and car and suburban coats (incl water-repellent | | 315222-4 | 06/02 | (³) | (³) | (³) | (³) | (³) |
| Men's and boys' tailored dress and sport coats and vests | | 315222-6 | 06/02 | 100.5 | 99.9 | 99.9 | 1.0 | 0 |
| Secondary products and miscellaneous receipts | | 315222-SM | | | | | | |
| Secondary products | | 315222-S | 12/80 | 179.7 | 178.9 | (³) | (³) | (³) |
| Men's and boys' shirt, except work shirt, mfg | 315223 | | 06/83 | 113.1 | 111.4 | 111.7 | -1.0 | .3 |
| Primary products | | 315223-P | 06/83 | 110.5 | 110.7 | 110.7 | .6 | 0 |
| Men's and boys' knit dress and sport shirts, made from purchased fabrics | | 315223-1 | 06/83 | 89.7 | 89.9 | 89.9 | 0 | 0 |
| Men's and boys' woven dress and sport shirts, made from purchased fabrics .. | | 315223-3 | 06/83 | 143.8 | 143.5 | 143.8 | 2.1 | .2 |
| Secondary products and miscellaneous receipts | | 315223-SM | | | | | | |
| Secondary products | | 315223-S | 06/83 | 129.6 | 116.2 | 117.8 | -9.1 | 1.4 |
| Men's and boys' pants, except work pants, mfg | 315224 | | 12/81 | 123.4 | 122.9 | 123.4 | 2.0 | .4 |
| Primary Products | | 315224-P | 12/81 | 127.2 | 126.5 | 127.3 | 1.0 | .6 |
| Men's and boys' separate dress and sport trousers, pants, & slacks, made from purchased fabric | | 315224-2 | 12/81 | 124.7 | 124.8 | 124.9 | 2.2 | .1 |
| Men's and boys' jeans and jean-cut casual slacks, made from purchased fabrics | | 315224-4 | 12/81 | (³) | (³) | (³) | (³) | (³) |
| Secondary Products and Miscellaneous Receipts | | 315224-SM | | | | | | |
| Secondary Products | | 315224-S | 12/81 | 110.1 | 110.1 | 110.1 | 7.1 | 0 |
| Men's and boys' work clothing manufacturing | 315225 | | 12/81 | 129.0 | 129.7 | 129.7 | .7 | 0 |
| Primary products | | 315225-P | 12/81 | 129.7 | 130.4 | 130.4 | .8 | 0 |
| Men's and boys' work shirts, made from purchased fabrics | | 315225-1 | 12/81 | 126.3 | 126.3 | 126.3 | .1 | 0 |
| Men's and boys' work clothing and washable service apparel (excluding work shirts) | | 315225-4 | 12/81 | 128.3 | 129.3 | 129.3 | 1.1 | 0 |
| Secondary products and miscellaneous receipts | | 315225-SM | | | | | | |
| Miscellaneous receipts | | 315225-M | 12/02 | 116.3 | 117.0 | 117.0 | .6 | 0 |
| Secondary products | | 315225-S | 12/81 | 127.1 | 127.4 | 127.4 | .3 | 0 |
| Other men's and boys' outerwear manufacturing | 315228 | | 12/83 | 124.8 | 125.0 | 125.0 | .6 | 0 |

See footnotes at end of table.

Table 5. Producer price indexes for the net output of selected industries and their products, not seasonally adjusted
—Continued

| Industry and product ¹ | Industry code | Product code | Index base | Index | | | Percent change to May 2007 from: | |
|--|---------------|--------------|------------|------------------------|------------------------|-----------------------|----------------------------------|------------------|
| | | | | Jan. 2007 ² | Apr. 2007 ² | May 2007 ² | May 2006 | Apr. 2007 |
| Other men's and boys' outerwear manufacturing—Continued | | | | | | | | |
| Primary products | | 315228-P | 12/83 | 123.3 | 123.3 | 123.3 | 0.3 | 0.0 |
| Men's/boys' nontailored coats/jackets/vests, incl down/feather-filled (excl ski and work), | | 315228-2 | 12/83 | 125.3 | 125.3 | 125.3 | .3 | 0 |
| Men's/boys' sweaters, sweatpants, jogging/playsuits, beachwear (excl swimwear) & ski apparel | | 315228-6 | 12/83 | 143.6 | 143.6 | 143.6 | .7 | 0 |
| Secondary products and miscellaneous receipts | | 315228-SM | | | | | | |
| Secondary products | | 315228-S | 12/83 | 136.1 | 136.1 | 136.1 | 1.2 | 0 |
| Women's & girls' cut & sew apparel mfg | 31523 | | 12/03 | 102.1 | 102.1 | 102.0 | .9 | -1 |
| Women's and girls' lingerie and nightwear mfg | | | | | | | | |
| Primary products | 315231 | | 12/03 | 107.3 | 107.4 | 107.4 | 2.3 | 0 |
| Women's and girls' underwear, except foundation garments, made from purchased fabrics | | 315231-P | 12/03 | 105.8 | 105.9 | 105.9 | 1.0 | 0 |
| Women's and girls' nightwear, except robes, made from purchased fabrics | | 315231-1 | 12/03 | 103.5 | 103.9 | 103.8 | -2.4 | -1 |
| Women's and girls' brassieres, bra-lettes, and bandeaux, made from purchased fabrics | | 315231-3 | 12/03 | 97.6 | 97.6 | 97.6 | 1.2 | 0 |
| Women's & girls' corsets (exc. surgical), girdles, & combinations, made from purchased fabrics | | 315231-5 | 06/82 | 153.0 | 153.2 | 153.2 | 1.5 | 0 |
| Women's and girls' robes and dressing gowns, made from purchased fabrics .. | | 315231-8 | 06/82 | 202.2 | 202.2 | 202.2 | 4.8 | 0 |
| Secondary products and miscellaneous receipts | | 315231-9 | 12/03 | 111.5 | 111.5 | 111.5 | 5.6 | 0 |
| Secondary products | | 315231-SM | | | | | | |
| Secondary products | | 315231-S | 12/03 | 101.1 | 101.1 | 101.1 | 0 | 0 |
| Women's and girls' blouse and shirt mfg | | | | | | | | |
| Primary products | 315232 | | 06/83 | 143.7 | 143.7 | 144.2 | 3.8 | .3 |
| Women's and girls' knit shirts and blouses, made from purchased fabrics | | 315232-P | 06/83 | 144.9 | 144.9 | 144.9 | 2.9 | 0 |
| Women's and girls' woven shirts and blouses, made from purchased fabrics | | 315232-1 | 06/93 | 114.7 | 114.7 | 114.7 | 3.9 | 0 |
| Secondary products and miscellaneous receipts | | 315232-3 | 06/83 | 170.6 | 170.6 | 170.7 | 1.7 | .1 |
| Miscellaneous receipts | | 315232-SM | | | | | | |
| Secondary products | | 315232-M | 06/05 | 110.2 | (³) | (³) | (³) | (³) |
| Secondary products | | 315232-S | 06/83 | 125.3 | 125.3 | 126.3 | 3.5 | .8 |
| Women's and girls' dress manufacturing | | | | | | | | |
| Primary products | 315233 | | 12/80 | 120.3 | 120.7 | 120.6 | -2.9 | -1 |
| Women's and girls' dresses, made from purchased fabrics | | 315233-P | 12/80 | 117.7 | 117.9 | 117.7 | -2.3 | -2 |
| Secondary products and miscellaneous receipts | | 315233-0 | 12/03 | 96.1 | 96.3 | 96.1 | -2.4 | -2 |
| Miscellaneous receipts | | 315233-SM | | | | | | |
| Secondary products | | 315233-M | 06/06 | 100.0 | (³) | (³) | (³) | (³) |
| Secondary products | | 315233-S | 12/80 | 145.3 | 148.6 | 148.6 | -7.1 | 0 |
| Women's and girls' suit, coat, and skirt mfg | | | | | | | | |
| Primary products | 315234 | | 12/82 | 111.5 | 111.5 | 111.5 | -1 | 0 |
| Women's and girls' tailored coats and capes, including water-repellent | | 315234-P | 12/82 | 108.8 | 108.9 | 108.9 | -2 | 0 |
| Women's and girls' tailored suits and pantsuits, including dress uniforms | | 315234-2 | 06/93 | 83.8 | 83.8 | 83.8 | (³) | 0 |
| Women's and girls' skirts, made from purchased fabrics | | 315234-4 | 06/93 | 62.4 | 62.4 | 62.4 | (³) | 0 |
| Women's and girls' tailored jackets and vests, except fur and leather | | 315234-6 | 12/82 | 112.9 | 113.0 | 113.0 | -3 | 0 |
| Secondary products and miscellaneous receipts | | 315234-8 | 12/98 | 101.2 | 101.3 | 101.3 | .1 | 0 |
| Secondary products | | 315234-SM | | | | | | |
| Secondary products | | 315234-S | 12/82 | 123.7 | 123.7 | 123.7 | 0 | 0 |
| Other women's and girls' outerwear mfg | | | | | | | | |
| Primary products | 315239 | | 06/83 | 114.8 | 114.3 | 114.0 | 1.3 | -3 |
| Women's and girls' swimwear, mfpm | | 315239-P | 06/83 | 120.2 | 119.1 | 118.3 | 3.0 | -7 |
| Women's and girls' sweaters, including sweater vests, mfpm | | 315239-A | 12/83 | 167.9 | (³) | 155.8 | 10.3 | (³) |
| Women's and girls' shorts, including tennis skirts, mfpm | | 315239-2 | 12/06 | (³) | (³) | (³) | (³) | (³) |
| Women's and girls' slacks, jeans, & jean-cut casual slacks (exc. sweatpants), mfpm | | 315239-4 | 06/93 | 104.8 | 104.8 | 104.8 | 0 | 0 |
| Secondary products and miscellaneous receipts | | 315239-6 | 06/83 | 91.1 | 91.1 | 91.1 | -2 | 0 |
| Secondary products | | 315239-SM | | | | | | |
| Secondary products | | 315239-S | 06/83 | 105.1 | 105.1 | 105.1 | 0 | 0 |
| Other cut and sew apparel manufacturing | | | | | | | | |
| Primary products | 315291 | | 12/03 | 106.1 | 106.1 | 105.8 | 5.3 | -3 |
| Infants' apparel, made from purchased fabrics | | 315291-P | 12/03 | 104.6 | 104.6 | 104.1 | 3.2 | -5 |
| Infants' apparel, except underwear and nightwear, made from purchased fabrics | | 315291-0 | 12/03 | 104.6 | 104.6 | 104.1 | 3.2 | -5 |
| Secondary products and miscellaneous receipts | | 315291-02 | 12/03 | 105.0 | 105.0 | 104.6 | 3.3 | -4 |
| Secondary products | | 315291-SM | | | | | | |
| Secondary products | | 315291-S | 12/03 | (³) | (³) | (³) | (³) | (³) |
| Fur and leather apparel manufacturing | | | | | | | | |
| Primary products | 315292 | | 12/03 | 115.6 | 125.4 | 123.5 | 9.7 | -1.5 |
| Fur coats, capes, jackets, neck pieces, lining, & other fur garments, accessories, & trimmings | | 315292-P | 12/03 | 116.3 | 126.2 | 124.2 | 9.7 | -1.6 |
| Leather and sheep-lined clothing | | 315292-1 | 12/83 | 180.2 | 221.1 | 216.0 | 19.9 | -2.3 |
| Secondary products and miscellaneous receipts | | 315292-5 | 12/85 | 138.1 | 143.5 | 141.7 | 7.4 | -1.3 |
| Secondary products | | 315292-SM | | | | | | |
| Secondary products | | 315292-S | 12/03 | 103.5 | 112.5 | (³) | (³) | (³) |
| All other cut and sew apparel manufacturing | 315299 | | 12/03 | 111.5 | 112.3 | 112.3 | 2.6 | 0 |

See footnotes at end of table.

Table 5. Producer price indexes for the net output of selected industries and their products, not seasonally adjusted
—Continued

| Industry and product ¹ | Industry code | Product code | Index base | Index | | | Percent change to May 2007 from: | |
|---|---------------|--------------|------------|------------------------|------------------------|-----------------------|----------------------------------|------------------|
| | | | | Jan. 2007 ² | Apr. 2007 ² | May 2007 ² | May 2006 | Apr. 2007 |
| All other cut and sew apparel manufacturing—Continued | | | | | | | | |
| Primary products | | 315299-P | 12/03 | 115.9 | 116.9 | 116.9 | 2.8 | 0.0 |
| Men's and boys' team sport uniforms | | 315299-2 | 12/06 | 100.0 | 101.2 | 101.2 | (³) | 0 |
| Women's and girls' team sport uniforms | | 315299-3 | 12/06 | 101.1 | 101.1 | 101.1 | (³) | 0 |
| Vestments and costumes | | 315299-5 | 12/03 | 107.3 | 107.9 | 107.9 | 3.0 | 0 |
| Apparel 50% or greater plastic or rubber, including raincoats and rubber pants (excl wet suits) | | 315299-7 | 12/06 | 100.0 | 103.6 | (³) | (³) | (³) |
| Secondary products and miscellaneous receipts | | 315299-SM | | | | | | |
| Miscellaneous receipts | | 315299-M | 12/03 | 106.7 | 106.7 | 106.7 | 1.3 | 0 |
| Secondary products | | 315299-S | 12/03 | (³) | (³) | (³) | (³) | (³) |
| Accessories and other apparel manufacturing | 3159 | | 12/03 | 102.8 | 103.2 | 103.5 | 1.1 | .3 |
| Accessories and other apparel manufacturing | 31599 | | 12/03 | 102.8 | 103.2 | 103.5 | 1.1 | .3 |
| Hat, cap, and millinery manufacturing | | | | | | | | |
| Primary products | 315991 | | 12/90 | 134.2 | 135.6 | 136.8 | 2.2 | .9 |
| Men's and boys' fabric, straw, and felt hats and caps | | 315991-P | 12/90 | 135.7 | 136.6 | 138.4 | 2.0 | 1.3 |
| Women's, girls', and infants' fabric, straw and felt hats and caps | | 315991-4 | 12/90 | 139.9 | 139.9 | 139.9 | 0 | 0 |
| Hat bodies and fabric caps | | 315991-5 | 12/90 | 117.2 | 117.2 | 117.2 | .3 | 0 |
| Secondary products and miscellaneous receipts | | 315991-6 | 12/90 | 135.6 | 137.3 | 140.4 | 3.5 | 2.3 |
| Miscellaneous receipts | | 315991-SM | | | | | | |
| Secondary products | | 315991-M | 12/90 | 103.5 | 105.7 | 105.7 | 5.2 | 0 |
| | | 315991-S | 12/90 | 139.0 | (³) | 139.0 | -4.6 | (³) |
| Glove and mitten manufacturing | | | | | | | | |
| Primary products | 315992 | | 12/03 | 104.4 | 104.5 | 104.5 | 1.8 | 0 |
| Gloves and mittens made from woven or purchased knit fabric | | 315992-P | 12/03 | 105.5 | 105.8 | 105.8 | 2.9 | 0 |
| Gloves and mittens, leather-and-fabric combinations, made from purchased leather and fabrics | | 315992-1 | 12/03 | 104.4 | 104.4 | 104.4 | 3.2 | 0 |
| Gloves and mittens, all leather, made from purchased leather | | 315992-3 | 06/85 | 138.3 | 137.9 | 137.9 | .6 | 0 |
| Secondary products and miscellaneous receipts | | 315992-5 | 06/85 | 154.0 | 155.0 | 155.1 | 2.5 | .1 |
| Miscellaneous receipts | | 315992-SM | | | | | | |
| Secondary products | | 315992-M | 12/03 | 101.6 | 101.6 | 101.6 | -2 | 0 |
| Men's and boys' neckwear manufacturing | | | | | | | | |
| Primary products | 315993 | | 12/83 | 145.0 | 145.0 | 145.0 | 0 | 0 |
| Men's and boys' neckwear | | 315993-P | 12/83 | 148.8 | 148.8 | 148.8 | 0 | 0 |
| Secondary products and miscellaneous receipts | | 315993-0 | 12/83 | 148.8 | 148.8 | 148.8 | 0 | 0 |
| Miscellaneous receipts | | 315993-SM | | | | | | |
| Secondary products | | 315993-M | 12/83 | 124.8 | 124.8 | 124.8 | 0 | 0 |
| | | 315993-S | 12/04 | (³) | (³) | (³) | (³) | (³) |
| All other accessory and apparel manufacturing | | | | | | | | |
| Primary products | 315999 | | 12/03 | 101.4 | 101.6 | 101.6 | .5 | 0 |
| Apparel findings, trimmings, and all other fabricated apparel accessories | | 315999-P | 12/03 | 101.8 | 101.9 | 101.9 | .9 | 0 |
| Leather belts | | 315999-D | 12/03 | 102.2 | 102.2 | 102.2 | (³) | 0 |
| Belts other than leather | | 315999-5 | 06/85 | 147.2 | 147.3 | 147.3 | .8 | 0 |
| Apparel accessories 50 percent or greater plastic/rubber, incl. aprons/bibs, rain/bathing caps | | 315999-7 | 12/02 | 101.4 | 101.4 | 101.5 | 1.0 | .1 |
| Secondary products and miscellaneous receipts | | 315999-9 | 12/03 | 108.5 | 108.5 | (³) | (³) | (³) |
| Miscellaneous receipts | | 315999-SM | | | | | | |
| Secondary products | | 315999-M | 12/03 | 103.7 | 104.4 | 104.6 | 1.9 | .2 |
| | | 315999-S | 12/03 | 95.4 | (³) | (³) | (³) | (³) |
| Leather and allied product manufacturing | | | | | | | | |
| Leather and hide tanning and finishing | 316 | | 12/84 | 148.6 | 149.3 | 149.7 | 2.1 | .3 |
| Leather and hide tanning and finishing | | | | | | | | |
| Leather and hide tanning and finishing | 3161 | | 06/81 | 213.9 | 214.0 | 215.4 | 3.0 | .7 |
| Leather and hide tanning and finishing | | | | | | | | |
| Leather and hide tanning and finishing | 31611 | | 06/81 | 213.9 | 214.0 | 215.4 | 3.0 | .7 |
| Leather and hide tanning and finishing | | | | | | | | |
| Primary products | 316110 | | 06/81 | 213.8 | 213.8 | 215.3 | 3.0 | .7 |
| Finished and unfinished leather | | 316110-P | 06/81 | 213.6 | 215.2 | 215.3 | 2.5 | 0 |
| Contract & commission receipts for tanning or finishing leather owned by others | | 316110-1 | 12/97 | 123.3 | 124.2 | 124.3 | 2.6 | .1 |
| Furs, dressed and dyed or bleached | | 316110-4 | 06/81 | 138.1 | 138.8 | 138.8 | .5 | 0 |
| Secondary products and miscellaneous receipts | | 316110-7 | 12/05 | 102.9 | 104.0 | 104.0 | 2.6 | 0 |
| Secondary products | | 316110-SM | | | | | | |
| | | 316110-S | 04/82 | (³) | (³) | (³) | (³) | (³) |
| Footwear manufacturing | | | | | | | | |
| Footwear manufacturing | 3162 | | 12/03 | 102.5 | 103.3 | 103.4 | 1.3 | .1 |
| Footwear manufacturing | | | | | | | | |
| Footwear manufacturing | 31621 | | 12/03 | 102.5 | 103.3 | 103.4 | 1.3 | .1 |
| Rubber and plastics footwear manufacturing | | | | | | | | |
| Primary products | 316211 | | 12/80 | 134.3 | 133.9 | 134.3 | .3 | .3 |
| Protective footwear | | 316211-P | 12/80 | 139.7 | 139.5 | 139.7 | .1 | .1 |
| Shoes with soles vulcanized, molded or cemented to fabric uppers, excl. slippers | | 316211-1 | 12/80 | 175.6 | 174.6 | 175.6 | 1.0 | .6 |
| Secondary products and miscellaneous receipts | | 316211-4 | 12/86 | 115.2 | (³) | (³) | (³) | (³) |
| Miscellaneous receipts | | 316211-SM | | | | | | |
| | | 316211-M | 12/93 | 111.7 | (³) | (³) | (³) | (³) |

See footnotes at end of table.

Table 5. Producer price indexes for the net output of selected industries and their products, not seasonally adjusted
—Continued

| Industry and product ¹ | Industry code | Product code | Index base | Index | | | Percent change to May 2007 from: | |
|---|---------------|--------------|------------|------------------------|------------------------|-----------------------|----------------------------------|------------------|
| | | | | Jan. 2007 ² | Apr. 2007 ² | May 2007 ² | May 2006 | Apr. 2007 |
| House slipper manufacturing | 316212 | | 06/85 | 138.1 | 138.1 | 138.1 | 0.0 | 0.0 |
| Primary products | | 316212-P | 06/85 | 134.8 | 134.8 | 134.8 | 0 | 0 |
| House slippers | | 316212-0 | 12/06 | 100.0 | 100.0 | 100.0 | (³) | 0 |
| House slippers, all types, except socks | | 316212-02 | 06/85 | 134.4 | 134.4 | 134.4 | 0 | 0 |
| Secondary products and miscellaneous receipts | | 316212-SM | | | | | | |
| Miscellaneous receipts | | 316212-M | 12/02 | 100.1 | 100.1 | 100.1 | 0 | 0 |
| Men's nonathletic footwear manufacturing | 316213 | | 12/80 | 172.2 | 174.3 | 174.3 | 1.6 | 0 |
| Primary products | | 316213-P | 12/80 | 177.5 | 179.6 | 179.8 | 1.9 | .1 |
| Men's footwear, except athletic | | 316213-0 | 12/93 | 115.4 | 116.7 | 116.8 | 1.8 | .1 |
| Secondary products and miscellaneous receipts | | 316213-SM | | | | | | |
| Secondary products | | 316213-S | 12/80 | 145.7 | 147.4 | 147.2 | 1.0 | -.1 |
| Women's nonathletic footwear manufacturing | 316214 | | 12/80 | 134.6 | 136.9 | 136.9 | 2.5 | 0 |
| Primary products | | 316214-P | 12/80 | 132.9 | 135.4 | 135.3 | 2.8 | -.1 |
| Women's footwear, except athletic | | 316214-0 | 12/93 | 105.7 | 107.7 | 107.7 | 2.9 | 0 |
| Secondary products and miscellaneous receipts | | 316214-SM | | | | | | |
| Secondary products | | 316214-S | 12/80 | 181.0 | 186.7 | 186.2 | 3.0 | -.3 |
| Other footwear manufacturing | 316219 | | 12/79 | 156.5 | 156.5 | 158.3 | 1.2 | 1.2 |
| Primary products | | 316219-P | 12/79 | 154.9 | 154.9 | 156.8 | 1.2 | 1.2 |
| Other footwear, except rubber | | 316219-0 | 12/06 | 100.0 | 100.0 | 101.2 | (³) | 1.2 |
| Non rubber athletic shoes | | 316219-04 | 12/02 | 96.3 | 96.3 | 97.8 | 1.6 | 1.6 |
| Secondary products and miscellaneous receipts | | 316219-SM | | | | | | |
| Other leather product manufacturing | 3169 | | 12/03 | 104.2 | 104.8 | 104.7 | 2.2 | -.1 |
| Other leather product manufacturing | 31699 | | 12/03 | 104.2 | 104.8 | 104.7 | 2.2 | -.1 |
| Luggage manufacturing | 316991 | | 12/84 | 126.0 | 126.1 | 126.2 | 3.2 | .1 |
| Primary products | | 316991-P | 12/84 | 125.6 | 125.6 | 125.9 | 4.0 | .2 |
| Luggage | | 316991-0 | 06/06 | 103.7 | 103.7 | 103.9 | (³) | .2 |
| Secondary products and miscellaneous receipts | | 316991-SM | | | | | | |
| Miscellaneous receipts | | 316991-M | 12/84 | 127.8 | 127.8 | 127.8 | (³) | 0 |
| Secondary products | | 316991-S | 12/84 | 154.0 | 155.1 | 154.3 | (³) | -.5 |
| Women's handbag and purse manufacturing | 316992 | | 06/82 | 145.7 | 150.2 | 150.1 | 4.3 | -.1 |
| Primary products | | 316992-P | 06/82 | 142.8 | 146.7 | 146.9 | 4.9 | .1 |
| Women's and children's handbags and purses | | 316992-0 | 06/06 | 104.4 | 107.3 | 107.4 | (³) | .1 |
| Secondary products & miscellaneous receipts | | 316992-SM | | | | | | |
| Secondary products | | 316992-S | 06/82 | 162.6 | 171.1 | 169.6 | 3.4 | -.9 |
| Other personal leather good manufacturing | 316993 | | 06/82 | 151.0 | 152.3 | 150.9 | 2.0 | -.9 |
| Primary products | | 316993-P | 06/82 | 154.4 | 156.4 | 154.2 | 2.4 | -1.4 |
| All other personal leather goods | | 316993-0 | 06/06 | 102.6 | 104.0 | 102.5 | (³) | -1.4 |
| Billfolds, wallets, french purses, clutches, and instrument cases | | 316993-01 | 06/82 | 152.6 | 152.6 | 152.6 | 3.4 | 0 |
| Travel kits, jewelry boxes/cases, compacts, vanity cases, & other personal goods | | 316993-02 | 12/98 | 109.7 | 112.0 | 109.5 | 2.1 | -2.2 |
| Secondary products & miscellaneous receipts | | 316993-SM | | | | | | |
| Secondary products | | 316993-S | 06/82 | 144.2 | (³) | (³) | (³) | (³) |
| All other leather good manufacturing | 316999 | | 12/03 | 104.8 | 105.2 | 105.3 | 1.0 | .1 |
| Primary products | | 316999-P | 12/03 | 105.0 | 105.3 | 105.4 | .9 | .1 |
| Boot and shoe cut stock and findings | | 316999-1 | 12/06 | 100.0 | 100.0 | 100.0 | (³) | 0 |
| All other miscellaneous leather goods | | 316999-4 | 12/03 | 105.0 | 105.3 | 105.5 | 1.0 | .2 |
| Secondary products and miscellaneous receipts | | 316999-SM | | | | | | |
| Miscellaneous receipts | | 316999-M | 12/03 | 100.2 | 100.2 | 100.2 | -.1 | 0 |
| Secondary products | | 316999-S | 06/85 | 161.1 | 164.3 | 164.3 | 2.5 | 0 |
| Wood product manufacturing | 321 | | 12/03 | 106.6 | 107.1 | 106.9 | -3.6 | -.2 |
| Sawmills and wood preservation | 3211 | | 12/03 | 105.5 | 105.2 | 104.8 | -8.2 | -.4 |
| Sawmills and wood preservation | 32111 | | 12/03 | 105.5 | 105.2 | 104.8 | -8.2 | -.4 |
| Sawmills | 321113 | | 12/80 | 155.0 | 155.2 | 153.8 | -8.1 | -.9 |
| Primary products | | 321113-P | 12/03 | 103.1 | 103.3 | 102.3 | -8.9 | -1.0 |
| Hardwood lumber, made in sawmills | | 321113-1 | 12/03 | 104.1 | 101.4 | 101.2 | -1.3 | -.2 |
| Softwood lumber, made in sawmills | | 321113-3 | 12/03 | 94.2 | 95.1 | 93.9 | -19.7 | -1.3 |
| Wood chips, except field chips | | 321113-5 | 12/80 | 123.1 | 124.7 | 123.1 | 38.3 | -1.3 |
| Wood ties, siding, shingles, and shakes and contract sawing of logs owned by others | | 321113-7 | 12/03 | 104.7 | 109.1 | 107.8 | 4.3 | -1.2 |
| Secondary products and miscellaneous receipts | | 321113-SM | | | | | | |
| Secondary products | | 321113-S | 12/03 | 117.4 | 115.2 | 114.4 | -5.9 | -.7 |
| Wood preservation | 321114 | | 06/85 | 164.1 | 161.2 | 164.2 | -8.8 | 1.9 |
| Primary products | | 321114-P | 06/85 | 163.9 | 160.5 | 164.0 | -9.5 | 2.2 |

See footnotes at end of table.

Table 5. Producer price indexes for the net output of selected industries and their products, not seasonally adjusted
—Continued

| Industry and product ¹ | Industry code | Product code | Index base | Index | | | Percent change to May 2007 from: | |
|---|---------------|--------------|------------|------------------------|------------------------|-----------------------|----------------------------------|------------------|
| | | | | Jan. 2007 ² | Apr. 2007 ² | May 2007 ² | May 2006 | Apr. 2007 |
| Wood preservation—Continued | | | | | | | | |
| Wood poles, piles, and posts owned and treated by the same establishment ... | | 321114-1 | 06/85 | 204.2 | 199.6 | 200.0 | -4.9 | 0.2 |
| Other wood products owned and treated by the same establishment | | 321114-5 | 06/85 | 149.9 | 146.6 | 150.9 | -10.8 | 2.9 |
| Contract wood preservation | | 321114-9 | 06/85 | 156.8 | 160.7 | 160.5 | 5.0 | -1 |
| Secondary products and miscellaneous receipts | | 321114-SM | | | | | | |
| Secondary products | | 321114-S | 06/85 | 175.3 | (³) | 173.7 | -3 | (³) |
| Plywood and engineered wood product mfg | 3212 | | 12/03 | 93.6 | 94.6 | 94.4 | -8.3 | -2 |
| Plywood and engineered wood product mfg | 32121 | | 12/03 | 93.6 | 94.6 | 94.4 | -8.3 | -2 |
| Hardwood veneer and plywood mfg | 321211 | | 06/85 | 151.0 | 151.5 | 149.9 | .1 | -1.1 |
| Primary products | | 321211-P | 06/85 | 154.0 | 154.5 | 153.2 | .4 | -8 |
| Hardwood veneer, incl. veneer backed w/ paper, cloth, or other flexible material | | 321211-1 | 12/03 | 103.5 | 103.3 | 102.0 | -2.1 | -1.3 |
| Hardwood plywood, except prefinished hardwood plywood MFPM | | 321211-3 | 06/85 | 160.3 | 159.8 | 158.4 | 1.4 | -9 |
| Prefinished hardwood plywood made from purchased hardwood plywood | | 321211-5 | 12/05 | (³) | (³) | (³) | (³) | (³) |
| Hardwood plywood type products | | 321211-7 | 06/85 | 162.4 | 162.4 | 162.4 | 0 | 0 |
| Secondary products and miscellaneous receipts | | 321211-SM | | | | | | |
| Miscellaneous receipts | | 321211-M | 12/05 | 113.0 | (³) | (³) | (³) | (³) |
| Secondary products | | 321211-S | 06/91 | 124.7 | 125.1 | 122.2 | -2.3 | -2.3 |
| Softwood veneer and plywood manufacturing | 321212 | | 12/80 | 143.3 | 150.2 | 154.7 | -1.6 | 3.0 |
| Primary products | | 321212-P | 12/80 | 147.4 | 155.4 | 160.7 | -4 | 3.4 |
| Softwood veneer, incl. veneer backed w/ paper, cloth, or other flexible material | | 321212-1 | 12/80 | 142.0 | 147.6 | 147.9 | -8.4 | .2 |
| Softwood plywood, rough, including touch sanded, interior and exterior | | 321212-3 | 12/80 | 122.5 | 131.2 | 139.8 | 7.0 | 6.6 |
| Interior softwood plywood, rough, including touch sanded, C-D exterior glue | | 321212-31 | 12/05 | 89.4 | 96.8 | 102.5 | (³) | 5.9 |
| Interior softwood plywood, rough, incl touch sanded, underlayment exterior glue | | 321212-32 | 12/05 | 83.3 | 88.8 | 97.4 | (³) | 9.7 |
| Other interior softwood plywood, rough, including touch sanded | | 321212-33 | 12/05 | 88.1 | (³) | 100.6 | (³) | (³) |
| Exterior softwood plywood, rough, including touch sanded | | 321212-35 | 12/05 | 86.4 | 86.9 | 89.8 | (³) | 3.3 |
| Softwood plywood, sanded, interior and exterior | | 321212-5 | 12/80 | 153.8 | 165.4 | 166.7 | -3.9 | .8 |
| Softwood plywood specialties | | 321212-8 | 12/05 | 98.6 | 98.0 | 99.8 | -2.1 | 1.8 |
| Secondary products and miscellaneous receipts | | 321212-SM | | | | | | |
| Secondary products | | 321212-S | 12/80 | 103.5 | 104.7 | 105.1 | -12.8 | .4 |
| Engineered wood member manufacturing | 321213 | | 12/03 | 111.8 | 111.8 | 110.6 | -7.6 | -1.1 |
| Primary Products | | 321213-P | 12/03 | 114.2 | 114.0 | 112.9 | -8.4 | -1.0 |
| Engineered wood members (except trusses) | | 321213-0 | 12/06 | 96.4 | 96.2 | 95.2 | (³) | -1.0 |
| Laminated veneer lumber | | 321213-01 | 12/03 | 114.2 | 116.3 | (³) | (³) | (³) |
| Other engineered structural wood members, except trusses & laminated veneer lumber | | 321213-02 | 12/03 | 114.7 | 113.6 | 112.4 | -8.0 | -1.1 |
| Secondary products and miscellaneous receipts | | 321213-SM | | | | | | |
| Miscellaneous receipts | | 321213-M | 12/03 | 82.7 | (³) | 83.1 | (³) | (³) |
| Secondary products | | 321213-S | 12/03 | 118.0 | 118.0 | 118.0 | 20.0 | 0 |
| Truss manufacturing | 321214 | | 12/03 | 113.6 | 111.9 | 110.2 | -9.0 | -1.5 |
| Primary products | | 321214-P | 12/03 | 110.6 | 108.6 | 106.2 | -10.5 | -2.2 |
| Wood trusses | | 321214-0 | 12/03 | 110.6 | 108.6 | 106.2 | -10.5 | -2.2 |
| Secondary products and miscellaneous receipts | | 321214-SM | | | | | | |
| Secondary products | | 321214-S | 12/03 | 99.4 | 100.1 | 101.9 | -5.9 | 1.8 |
| Reconstituted wood product manufacturing | 321219 | | 06/91 | 137.5 | 139.3 | 138.5 | -14.3 | -6 |
| Primary products | | 321219-P | 06/91 | 137.3 | 139.2 | 138.3 | -15.4 | -6 |
| Particleboard made from particleboard produced at the same location | | 321219-1 | 12/82 | 195.2 | 196.9 | 199.1 | 1.1 | 1.1 |
| Waferboard and oriented strandboard | | 321219-2 | 12/82 | 125.6 | 127.4 | 123.4 | -44.9 | -3.1 |
| Medium density fiberboard (MDF) made from MDF produced at the same location | | 321219-3 | 06/84 | 129.9 | 136.7 | 137.0 | 5.0 | .2 |
| Hardboard made from hardboard produced at the same location | | 321219-4 | 06/84 | 118.2 | 117.9 | 118.1 | .8 | .2 |
| Hardboard made from purchased hardboard | | 321219-6 | 09/84 | 168.5 | 168.5 | (³) | (³) | (³) |
| Prefinished particleboard and medium density fiberboard made from purchased materials | | 321219-8 | 06/91 | 148.1 | 149.8 | 149.8 | -1.7 | 0 |
| Secondary products and miscellaneous receipts | | 321219-SM | | | | | | |
| Other wood product manufacturing | 3219 | | 12/03 | 111.6 | 112.2 | 112.0 | .4 | -2 |
| Millwork | 32191 | | 12/03 | 106.6 | 107.4 | 106.9 | -2 | -5 |
| Wood window and door manufacturing | 321911 | | 12/03 | 106.8 | 107.7 | 107.4 | 1.0 | -3 |
| Primary products | | 321911-P | 12/03 | 105.9 | 106.8 | 106.5 | 1.0 | -3 |
| Wood window units | | 321911-1 | 06/83 | 179.0 | 181.4 | 180.2 | .3 | -7 |
| Wood sash, excluding sash shipped in window units | | 321911-3 | 06/83 | 210.8 | 211.0 | 211.0 | -1.0 | 0 |
| Wood window and door frames | | 321911-5 | 06/83 | 144.0 | 144.3 | 144.3 | -6.9 | 0 |
| Wood panel, flush, and molded face doors, interior and exterior | | 321911-7 | 06/83 | 176.8 | 177.6 | 177.4 | 2.8 | -1 |

See footnotes at end of table.

Table 5. Producer price indexes for the net output of selected industries and their products, not seasonally adjusted
—Continued

| Industry and product ¹ | Industry code | Product code | Index base | Index | | | Percent change to May 2007 from: | |
|---|---------------|--------------|------------|------------------------|------------------------|-----------------------|----------------------------------|------------------|
| | | | | Jan. 2007 ² | Apr. 2007 ² | May 2007 ² | May 2006 | Apr. 2007 |
| Other wood doors, incl. garage, patio, bifold, cabinet, screen, storm and louver | | 321911-9 | 06/83 | 185.0 | 186.6 | 186.3 | 2.2 | -0.2 |
| Secondary products and miscellaneous receipts | | 321911-SM | | | | | | |
| Miscellaneous receipts | | 321911-M | 12/03 | 104.2 | 105.5 | 105.5 | -1.9 | 0 |
| Secondary products | | 321911-S | 12/03 | 119.3 | 119.8 | 119.5 | 3.6 | -3 |
| Cut stock, resawing lumber, and planing | 321912 | | 12/03 | 104.2 | 106.0 | 104.9 | -6 | -1.0 |
| Primary products | | 321912-P | 12/03 | 104.7 | 105.3 | 104.5 | -1.0 | -8 |
| Hardwood lumber, made from purchased lumber | | 321912-1 | 12/03 | 90.3 | 90.6 | 90.6 | .4 | 0 |
| Softwood lumber, made from purchased lumber | | 321912-3 | 12/03 | 112.9 | 114.5 | 112.8 | -4 | -1.5 |
| Hardwood cut stock and dimension | | 321912-6 | 06/84 | 174.8 | 173.4 | 173.9 | .2 | .3 |
| Softwood cut stock and dimension | | 321912-8 | 12/80 | 168.7 | 168.9 | 167.2 | -5.6 | -1.0 |
| Sawn wood fence stock, wood lath, and contract resawing and planing | | 321912-9 | 12/03 | 104.8 | 106.7 | (³) | (³) | (³) |
| Secondary products and miscellaneous receipts | | 321912-SM | | | | | | |
| Secondary products | | 321912-S | 12/03 | 100.0 | 100.4 | 100.6 | -3.4 | .2 |
| Other millwork, including flooring | 321918 | | 12/03 | 108.5 | 108.0 | 107.8 | -2.2 | -.2 |
| Primary products | | 321918-P | 12/03 | 107.8 | 106.9 | 106.6 | -2.3 | -.3 |
| Wood moldings, except prefinished moldings made from purchased moldings | | 321918-1 | 06/83 | 186.7 | 184.4 | 182.7 | -1 | -9 |
| Prefinished wood moldings made from purchased moldings | | 321918-3 | 10/95 | 97.3 | 96.6 | (³) | (³) | (³) |
| Other wood millwork products, including stairwork, exterior millwork, and softwood flooring | | 321918-5 | 12/03 | 110.7 | 109.8 | 109.8 | -.3 | 0 |
| Hardwood flooring | | 321918-7 | 06/84 | 154.0 | 153.3 | 153.8 | -6.7 | .3 |
| Oak flooring | | 321918-71 | 06/84 | 137.2 | 136.7 | (³) | (³) | (³) |
| Hardwood flooring, other than oak | | 321918-72 | 12/03 | 109.3 | 108.5 | 108.9 | -1.7 | .4 |
| Secondary products and miscellaneous receipts | | 321918-SM | | | | | | |
| Miscellaneous receipts | | 321918-M | 12/03 | 92.7 | 97.7 | 97.7 | -2.0 | 0 |
| Secondary products | | 321918-S | 12/03 | 124.8 | 124.8 | 124.8 | -2.5 | 0 |
| Wood container and pallet manufacturing | 32192 | | 12/03 | 109.6 | 110.2 | 109.3 | -1.6 | -8 |
| Wood container and pallet manufacturing | 321920 | | 12/03 | 109.6 | 110.2 | 109.3 | -1.6 | -8 |
| Primary products | | 321920-P | 12/03 | 109.3 | 109.9 | 108.9 | -2.1 | -9 |
| Nailed and lock-corner wood boxes | | 321920-1 | 06/85 | 153.5 | 153.6 | 153.6 | -3.5 | 0 |
| Wood box and crate shoo | | 321920-3 | 06/85 | 146.6 | 146.6 | 146.6 | -2.7 | 0 |
| Wood pallets and pallet containers, wood and metal combination | | 321920-5 | 12/03 | 110.1 | 110.9 | 109.4 | -2.8 | -1.4 |
| Other wood container parts and wood containers | | 321920-7 | 12/03 | 104.6 | 104.6 | 105.7 | 2.9 | 1.1 |
| Secondary products and miscellaneous receipts | | 321920-SM | | | | | | |
| Miscellaneous receipts | | 321920-M | 12/03 | 117.4 | 117.4 | 117.4 | 0 | 0 |
| Secondary products | | 321920-S | 12/03 | 105.5 | 106.0 | 105.8 | 5.8 | -.2 |
| All other wood product manufacturing | 32199 | | 12/03 | 116.9 | 117.2 | 117.6 | 1.4 | .3 |
| Manufactured home, mobile home, manufacturing | 321991 | | 06/81 | 213.4 | 214.1 | 215.1 | 1.0 | .5 |
| Primary products | | 321991-P | 06/81 | 213.4 | 214.1 | 215.1 | 1.0 | .5 |
| Manufactured homes (mobile homes) | | 321991-1 | 06/81 | 214.4 | 215.0 | 216.0 | 1.3 | .5 |
| Manufactured homes (mobile homes), 14 feet or more in width | | 321991-12 | 12/03 | 117.2 | 117.3 | 117.9 | .2 | .5 |
| Manufactured homes (mobile homes), multisection | | 321991-13 | 07/04 | 112.5 | 112.9 | 113.4 | 3.0 | .4 |
| Secondary products and miscellaneous receipts | | 321991-SM | | | | | | |
| Prefabricated wood building manufacturing | 321992 | | 12/84 | 224.0 | 222.1 | 223.0 | .6 | .4 |
| Primary products | | 321992-P | 12/84 | 222.4 | 220.4 | 221.4 | .7 | .5 |
| Components for prefabricated stationary wood buildings (not sold as complete units) | | 321992-1 | 12/89 | 180.0 | 180.9 | 185.9 | -2.5 | 2.8 |
| Precut packages for prefabricated stationary wood buildings (complete units) | | 321992-2 | 12/84 | 246.6 | 246.6 | 246.6 | 0 | 0 |
| Prefabricated stationary wood buildings shipped in panel form (complete units) | | 321992-5 | 12/84 | 229.7 | 218.2 | 215.7 | -6.7 | -1.1 |
| Prefabricated stationary wood buildings shipped in three-dimensional assemblies | | 321992-7 | 12/84 | 201.2 | 201.9 | 203.3 | 4.7 | .7 |
| Prefabricated stationary residential wood buildings, inc. homes, townhouses and apts | | 321992-71 | 12/84 | 200.1 | 199.4 | 201.1 | 4.3 | .9 |
| Prefabricated stationary nonresidential wood buildings, inc. motels and hotels | | 321992-72 | 12/84 | 202.5 | 210.4 | 209.9 | 7.4 | -.2 |
| Secondary products and miscellaneous receipts | | 321992-SM | | | | | | |
| Miscellaneous receipts | | 321992-M | 06/98 | 120.8 | (³) | (³) | (³) | (³) |
| Secondary products | | 321992-S | 08/92 | 190.3 | 189.2 | 190.3 | -.6 | .6 |
| Miscellaneous wood product manufacturing | 321999 | | 12/03 | 113.4 | 114.6 | 114.7 | 3.7 | .1 |
| Primary products | | 321999-P | 06/84 | 176.2 | 178.5 | 178.6 | 4.0 | .1 |
| All other miscellaneous wood product manufacturing | | 321999-0 | 06/02 | 115.1 | 116.6 | 116.7 | 3.9 | .1 |
| Secondary products and miscellaneous receipts | | 321999-SM | | | | | | |
| Miscellaneous receipts | | 321999-M | 06/84 | 212.5 | 212.5 | 212.5 | 3.6 | 0 |
| Secondary products | | 321999-S | 06/84 | 157.1 | 157.1 | 157.1 | 1.8 | 0 |
| Paper manufacturing | 322 | | 12/03 | 114.7 | 114.8 | 114.7 | 2.7 | -.1 |
| Pulp, paper & paperboard mills | 3221 | | 12/03 | 118.1 | 117.9 | 117.7 | 1.7 | -.2 |

See footnotes at end of table.

Table 5. Producer price indexes for the net output of selected industries and their products, not seasonally adjusted
—Continued

| Industry and product ¹ | Industry code | Product code | Index base | Index | | | Percent change to May 2007 from: | |
|---|---------------|--------------|------------|------------------------|------------------------|-----------------------|----------------------------------|------------------|
| | | | | Jan. 2007 ² | Apr. 2007 ² | May 2007 ² | May 2006 | Apr. 2007 |
| Pulp mills | 32211 | | 12/82 | 154.9 | 160.2 | 162.4 | 14.0 | 1.4 |
| Pulp Mills | 322110 | | 12/82 | 154.9 | 160.1 | 162.3 | 14.0 | 1.4 |
| Primary products | | 322110-P | 12/82 | 164.3 | 169.7 | 172.1 | 12.6 | 1.4 |
| Secondary products and miscellaneous receipts | | 322110-SM | | | | | | |
| Paper mills | 32212 | | 06/81 | 170.5 | 169.2 | 168.6 | .9 | -.4 |
| Paper, except newsprint, mills | 322121 | | 12/03 | 114.7 | 114.3 | 114.9 | 2.8 | .5 |
| Primary products | | 322121-P | 12/03 | 116.2 | 115.8 | 116.2 | 2.7 | .3 |
| Packaging and industrial converting paper, except unbleached kraft | | 322121-A | 06/81 | (³) | (³) | (³) | (³) | (³) |
| Sanitary tissue paper products, made in paper mills | | 322121-N | 06/83 | 177.3 | 177.3 | 177.3 | .1 | 0 |
| Clay-coated printing and converting paper | | 322121-1 | 06/81 | 181.7 | 178.9 | 179.6 | -.4 | .4 |
| Clay-coated groundwood printing & converting paper, including prime-coated body stock | | 322121-11 | 12/99 | 110.2 | 107.2 | (³) | (³) | (³) |
| Clay-coated freesheet printing and converting paper, including prime-coated body stock | | 322121-12 | 12/99 | 120.1 | 119.4 | 119.3 | -.2 | -.1 |
| Uncoated freesheet paper (containing not more than 10 percent mechanical fiber) | | 322121-3 | 06/81 | 162.6 | 162.5 | 163.0 | 7.3 | .3 |
| Publication and printing paper, uncoated freesheet, all types | | 322121-33 | 12/99 | 119.6 | 119.6 | 119.9 | 3.8 | .3 |
| Cover & text papers, envelope, body stock for coating & all other converting & misc paper | | 322121-34 | 12/99 | 120.9 | 120.9 | 122.0 | 7.0 | .9 |
| Cotton fiber paper (containing 25 percent or more cotton or similar fibers) and thin paper | | 322121-7 | 06/81 | 201.3 | 201.3 | 202.3 | (³) | .5 |
| Secondary products and miscellaneous receipts | | 322121-SM | | | | | | |
| Newsprint mills | 322122 | | 12/03 | 120.8 | 115.5 | (³) | (³) | (³) |
| Primary products | | 322122-P | 12/03 | 122.1 | 116.7 | (³) | (³) | (³) |
| Newsprint | | 322122-1 | 06/81 | 155.7 | 148.2 | (³) | (³) | (³) |
| Secondary products and miscellaneous receipts | | 322122-SM | | | | | | |
| Paperboard mills | 32213 | | 12/82 | 218.9 | 221.1 | 220.8 | 2.3 | -.1 |
| Paperboard mills | 322130 | | 12/82 | 219.1 | 221.4 | 221.0 | 2.3 | -.2 |
| Primary products | | 322130-P | 12/82 | 206.2 | 208.0 | 207.7 | 2.2 | -.1 |
| Unbleached kraft packaging and industrial converting paperboard (80% or more virgin woodpulp) | | 322130-1 | 12/82 | 202.9 | 202.9 | 202.9 | 1.1 | 0 |
| Semichemical paperboard, including corrugating medium (75% or more virgin woodpulp) | | 322130-5 | 12/82 | 228.8 | 228.8 | 228.8 | 1.8 | 0 |
| Recycled paperboard | | 322130-7 | 12/82 | 229.9 | 232.9 | 232.9 | 5.0 | 0 |
| Secondary products and miscellaneous receipts | | 322130-SM | | | | | | |
| Secondary products | | 322130-S | 12/82 | 312.9 | 320.9 | (³) | (³) | (³) |
| Converted paper product mfg | 3222 | | 12/03 | 112.9 | 113.2 | 113.2 | 3.3 | 0 |
| Paper container mfg | 32221 | | 12/84 | 181.1 | 182.1 | 182.1 | 4.2 | 0 |
| Corrugated and solid fiber box manufacturing | 322211 | | 03/80 | 230.2 | 230.8 | 230.3 | 4.5 | -.2 |
| Primary products | | 322211-P | 03/80 | 232.7 | 232.2 | 232.2 | 4.3 | 0 |
| Corrugated and solid fiber boxes, including pallets | | 322211-0 | 03/80 | 232.7 | 232.2 | 232.2 | 4.3 | 0 |
| Corrugated shipping containers for food and beverages and carryout boxes for retail food | | 322211-01 | 03/80 | 211.4 | 211.4 | 211.4 | 3.1 | 0 |
| Corrugated shipping containers for paper and allied products | | 322211-02 | 03/80 | 250.4 | 249.2 | 249.2 | 11.1 | 0 |
| Corrugated shipping containers for metal and electrical products | | 322211-03 | 06/02 | 114.8 | 114.6 | 114.8 | 3.0 | .2 |
| Corrugated shipping containers for all other end uses | | 322211-04 | 03/80 | 239.5 | 239.4 | 239.1 | 1.3 | -.1 |
| Corrugated paperboard in sheets and rolls, lined and unlined | | 322211-05 | 03/80 | 218.5 | 216.3 | 216.3 | 8.0 | 0 |
| Other corrugated and solid fiber products | | 322211-06 | 06/02 | 126.0 | 126.0 | 126.0 | 7.2 | 0 |
| Secondary products and miscellaneous receipts | | 322211-SM | | | | | | |
| Miscellaneous receipts | | 322211-M | 06/02 | 127.7 | 140.0 | 134.8 | 12.7 | -3.7 |
| Secondary products | | 322211-S | 12/90 | 127.5 | 127.5 | 127.5 | 0 | 0 |
| Folding paperboard box manufacturing | 322212 | | 12/83 | 147.2 | 148.6 | 148.8 | 2.5 | .1 |
| Primary products | | 322212-P | 12/83 | 147.2 | 148.6 | 148.9 | 2.3 | .2 |
| Folding paperboard boxes, packaging and packaging components | | 322212-0 | 12/83 | 147.2 | 148.6 | 148.9 | 2.3 | .2 |
| Secondary products and miscellaneous receipts | | 322212-SM | | | | | | |
| Miscellaneous receipts | | 322212-M | 12/04 | 110.8 | 110.8 | 110.8 | 10.5 | 0 |
| Secondary products | | 322212-S | 12/83 | 135.1 | 135.1 | 135.1 | 2.7 | 0 |
| Setup paperboard box manufacturing | 322213 | | 12/83 | 189.3 | 188.9 | 191.5 | 2.2 | 1.4 |
| Primary products | | 322213-P | 12/83 | 186.0 | 185.5 | 188.6 | 2.7 | 1.7 |
| Setup (rigid) paperboard boxes | | 322213-0 | 12/83 | 186.0 | 185.5 | 188.6 | 2.7 | 1.7 |
| Secondary and miscellaneous products | | 322213-SM | | | | | | |
| Miscellaneous products | | 322213-M | 06/05 | 103.2 | 103.2 | 103.2 | (³) | 0 |
| Secondary products | | 322213-S | 12/83 | 231.2 | 231.2 | 231.2 | .3 | 0 |
| Fiber can, tube, and drum manufacturing | 322214 | | 12/85 | 208.8 | 211.2 | 212.2 | 4.8 | .5 |
| Primary products | | 322214-P | 12/85 | 213.0 | 215.3 | 216.5 | 4.2 | .6 |

See footnotes at end of table.

Table 5. Producer price indexes for the net output of selected industries and their products, not seasonally adjusted
—Continued

| Industry and product ¹ | Industry code | Product code | Index base | Index | | | Percent change to May 2007 from: | |
|--|---------------|--------------|------------|------------------------|------------------------|-----------------------|----------------------------------|------------------|
| | | | | Jan. 2007 ² | Apr. 2007 ² | May 2007 ² | May 2006 | Apr. 2007 |
| Fiber can, tube, and drum manufacturing—Continued | | | | | | | | |
| Paperboard fiber drums with ends of any material | | 322214-1 | 12/85 | 209.6 | 209.6 | 209.6 | -0.8 | 0.0 |
| Fiber cans, tubes, and similar fiber products | | 322214-3 | 12/85 | 213.6 | 216.3 | 217.7 | 5.4 | .6 |
| Fiber cans, all fiber and composite | | 322214-31 | 12/85 | 194.1 | 194.1 | (³) | (³) | (³) |
| Fiber cores and tubes | | 322214-32 | 12/85 | 228.3 | 232.7 | 235.1 | 5.3 | 1.0 |
| Paperboard cones, reels, spools, bobbins, blocks and all vulcanized fiber products | | 322214-33 | 12/02 | 94.8 | 96.7 | (³) | (³) | (³) |
| Secondary products and miscellaneous receipts | | 322214-SM | | | | | | |
| Nonfolding sanitary food container mfg | 322215 | | 06/85 | 217.0 | 222.5 | 224.4 | 4.7 | .9 |
| Primary products | | 322215-P | 06/85 | 209.5 | 214.9 | 215.9 | 4.6 | .5 |
| Milk and milk-type paperboard cartons, including juice, beverage, and other products | | 322215-1 | 02/04 | (³) | (³) | (³) | (³) | (³) |
| Cups and liquid-tight paper and paperboard containers | | 322215-3 | 06/85 | 251.0 | 257.5 | 257.2 | 4.9 | -1.1 |
| Secondary products and miscellaneous receipts | | 322215-SM | | | | | | |
| Paper bag & coated & treated paper mfg | 32222 | | 12/03 | 113.1 | 112.8 | 112.9 | 2.5 | .1 |
| Coated and laminated packaging materials mfg | 322221 | | 12/03 | 113.8 | 114.0 | 114.6 | 3.1 | .5 |
| Primary products | | 322221-P | 12/03 | 114.4 | 114.0 | 114.2 | 2.2 | .2 |
| Single-web paper, rolls and sheets, including waxed, for flexible packaging uses | | 322221-1 | 12/87 | 168.2 | 167.6 | 167.9 | 2.9 | .2 |
| Multiweb laminated rolls and sheets, except foil, for flexible packaging uses | | 322221-3 | 12/03 | 109.4 | 108.9 | 109.2 | (³) | .3 |
| Secondary products and miscellaneous receipts | | 322221-SM | | | | | | |
| Secondary products | | 322221-S | 12/03 | 111.5 | 114.6 | 116.7 | (³) | 1.8 |
| Coated and laminated paper manufacturing | 322222 | | 12/03 | 113.6 | 113.0 | 113.1 | 2.5 | .1 |
| Primary products | | 322222-P | 12/03 | 111.5 | 111.2 | 111.3 | 1.6 | .1 |
| Gift wrap paper | | 322222-A | 06/85 | 153.5 | 153.5 | 153.5 | 3.4 | 0 |
| Printing paper, coated at establishments other than where paper was produced | | 322222-1 | 12/82 | 168.1 | 168.1 | 168.1 | 1.6 | 0 |
| Pressure-sensitive products | | 322222-5 | 12/82 | 162.6 | 162.3 | 161.8 | .7 | -3.3 |
| Converted foil for nonpackaging applications | | 322222-8 | 12/84 | 139.4 | 127.8 | (³) | (³) | (³) |
| Other coated and processed papers, except for packaging uses | | 322222-9 | 12/82 | 169.9 | 173.1 | 173.1 | 6.2 | 0 |
| Secondary products and miscellaneous receipts | | 322222-SM | | | | | | |
| Miscellaneous receipts | | 322222-M | 12/03 | 100.8 | 100.8 | 100.8 | 1.6 | 0 |
| Secondary products | | 322222-S | 12/03 | 135.6 | 132.0 | 132.2 | 10.9 | .2 |
| Plastics, foil, and coated paper bag mfg | 322223 | | 12/03 | 121.1 | 120.6 | 118.7 | -2.2 | -1.6 |
| Primary products | | 322223-P | 12/03 | 126.2 | 125.7 | 123.8 | -2.3 | -1.5 |
| Specialty bags, pouches, and liners, multiweb laminations and foil, except film-film | | 322223-3 | 12/83 | 192.0 | 191.3 | 188.3 | -2.3 | -1.6 |
| Secondary products and miscellaneous receipts | | 322223-SM | | | | | | |
| Uncoated paper and multiwall bag mfg | 322224 | | 12/90 | 126.7 | 127.1 | 128.2 | 2.2 | .9 |
| Primary products | | 322224-P | 12/90 | 126.4 | 126.9 | 128.0 | 2.1 | .9 |
| Uncoated single-web paper grocers' bags and sacks and variety and shopping bags | | 322224-1 | 12/83 | 252.8 | 254.2 | 253.9 | -1.7 | -1.1 |
| Shipping sacks and multiwall bags, all materials, except textiles | | 322224-3 | 12/83 | 219.8 | 220.3 | 223.6 | 4.4 | 1.5 |
| Secondary products and miscellaneous receipts | | 322224-SM | | | | | | |
| Miscellaneous receipts | | 322224-M | 02/04 | 161.3 | 161.4 | 162.4 | .7 | .6 |
| Secondary products | | 322224-S | 12/90 | 113.3 | 113.3 | 113.3 | 3.9 | 0 |
| Flexible packaging foil manufacturing | 322225 | | 12/03 | 105.1 | 105.0 | 105.0 | 2.7 | 0 |
| Primary products | | 322225-P | 12/03 | 106.6 | 106.4 | 106.4 | 3.1 | 0 |
| Laminated aluminum foil rolls and sheets for flexible packaging uses | | 322225-0 | 12/84 | 122.0 | 121.8 | 121.8 | 3.0 | 0 |
| Secondary products and miscellaneous receipts | | 322225-SM | | | | | | |
| Surface-coated paperboard manufacturing | 322226 | | 12/03 | 110.4 | 110.4 | 110.4 | 5.2 | 0 |
| Primary products | | 322226-P | 12/03 | 111.1 | 111.1 | 111.1 | 5.5 | 0 |
| Pasted, lined, laminated, or surface-coated paperboard | | 322226-0 | 12/84 | 196.9 | 196.9 | 196.9 | 5.5 | 0 |
| Secondary products and miscellaneous receipts | | 322226-SM | | | | | | |
| Stationery product mfg | 32223 | | 12/03 | 113.9 | 114.4 | 114.2 | 3.8 | -2 |
| Die-cut paper office supplies manufacturing | 322231 | | 12/03 | 121.3 | 121.4 | 121.4 | 6.3 | 0 |
| Primary products | | 322231-P | 12/03 | 124.9 | 124.8 | 124.8 | 7.2 | 0 |
| Die-cut paper and paperboard office supplies | | 322231-1 | 12/89 | 115.2 | 115.0 | 115.0 | 5.7 | 0 |
| Paper supplies for business machines and other miscellaneous unprinted paper office supplies | | 322231-3 | 06/85 | 171.3 | 171.3 | 171.3 | 9.1 | 0 |
| Secondary products and miscellaneous receipts | | 322231-SM | | | | | | |
| Miscellaneous receipts | | 322231-M | 12/03 | 102.0 | 102.0 | 102.0 | 0 | 0 |
| Secondary products | | 322231-S | 12/03 | 106.7 | 108.6 | 108.6 | 2.5 | 0 |
| Envelope manufacturing | 322232 | | 12/84 | 145.7 | 146.4 | 145.9 | 2.3 | -3 |
| Primary products | | 322232-P | 12/84 | 141.6 | 142.3 | 141.7 | 2.6 | -4 |
| Envelopes, commercial, all types and materials | | 322232-0 | 12/84 | 141.6 | 142.3 | 141.7 | 2.6 | -4 |

See footnotes at end of table.

Table 5. Producer price indexes for the net output of selected industries and their products, not seasonally adjusted
—Continued

| Industry and product ¹ | Industry code | Product code | Index base | Index | | | Percent change to May 2007 from: | |
|--|---------------|--------------|------------|------------------------|------------------------|-----------------------|----------------------------------|------------------|
| | | | | Jan. 2007 ² | Apr. 2007 ² | May 2007 ² | May 2006 | Apr. 2007 |
| Envelope manufacturing—Continued | | | | | | | | |
| Secondary products and miscellaneous receipts | | 322232-SM | | | | | | |
| Miscellaneous receipts | | 322232-M | 03/91 | 165.6 | 165.9 | 166.1 | -0.8 | 0.1 |
| Secondary products | | 322232-S | 12/05 | 108.2 | 110.7 | 110.7 | 3.1 | 0 |
| Stationery and related product manufacturing | 322233 | | 06/85 | 156.1 | 157.8 | 157.7 | 3.8 | -.1 |
| Primary products | | 322233-P | 06/85 | 168.4 | 170.6 | 170.4 | 4.2 | -.1 |
| Stationery | | 322233-1 | 06/85 | 166.5 | 166.5 | 166.5 | 2.7 | 0 |
| Tablets, pads & related products | | 322233-3 | 06/85 | 170.1 | 173.1 | 172.8 | 4.9 | -.2 |
| Secondary products and miscellaneous receipts | | 322233-SM | | | | | | |
| Miscellaneous receipts | | 322233-M | 06/85 | 130.6 | 130.6 | (³) | (³) | (³) |
| Secondary products | | 322233-S | 06/85 | 131.6 | 131.5 | 132.1 | 1.2 | .5 |
| Other converted paper product mfg | 322229 | | 12/03 | 101.4 | 101.4 | 101.4 | 1.0 | 0 |
| Sanitary paper product manufacturing | 322291 | | 12/03 | 98.2 | 98.2 | 98.2 | -.1 | 0 |
| Primary products | | 322291-P | 06/83 | 145.9 | 145.9 | 145.9 | -.7 | 0 |
| Disposable diapers and similar disposable products, made from purchased materials | | 322291-2 | 12/03 | 85.1 | 85.1 | 85.1 | (³) | 0 |
| Sanitary tissue paper products, made from purchased materials | | 322291-5 | 12/03 | 113.4 | 113.4 | 113.4 | 3.0 | 0 |
| Facial tissues and handkerchiefs, including sputum wipes, made from purchased materials | | 322291-51 | 12/03 | 113.0 | 113.0 | 113.0 | .2 | 0 |
| Paper table napkins, industrial & retail pkgs, bulk & dispenser types, made from purch materia | | 322291-52 | 12/03 | 124.1 | 124.1 | 124.1 | 6.0 | 0 |
| Toilet tissue, retail packages, rolls and ovals, made from purchased materials | | 322291-53 | 12/03 | 109.4 | 109.4 | 109.4 | .5 | 0 |
| Paper towels (rolled, folded or interfolded), made from purchased materials | | 322291-56 | 12/03 | 108.8 | 108.8 | 108.8 | .7 | 0 |
| Other sanitary paper products, made from purchased materials | | 322291-59 | 12/02 | 118.0 | 118.0 | 118.0 | 7.5 | 0 |
| Secondary products and miscellaneous receipts | | 322291-SM | | | | | | |
| Secondary receipts | | 322291-S | 06/83 | 171.4 | 171.4 | 171.4 | 4.6 | 0 |
| All other converted paper product mfg | 322299 | | 12/03 | 108.7 | 108.7 | 108.7 | 3.4 | 0 |
| Primary products | | 322299-P | 12/03 | 108.5 | 108.9 | 108.9 | 2.9 | 0 |
| Molded pulp goods, including egg cartons, florists pots, food trays, etc. | | 322299-1 | 12/03 | 118.5 | 120.8 | 120.5 | 5.1 | -.2 |
| Miscellaneous converted paper and paperboard products | | 322299-3 | 12/03 | 106.6 | 106.7 | 106.8 | 2.7 | .1 |
| Secondary products and miscellaneous receipts | | 322299-SM | | | | | | |
| Miscellaneous receipts | | 322299-M | 12/03 | 103.2 | 98.4 | 98.4 | 1.3 | 0 |
| Secondary products | | 322299-S | 12/03 | 131.0 | (³) | 131.0 | 17.5 | (³) |
| Printing and related support activities | 323 | | 12/03 | 106.3 | 106.6 | 106.7 | 1.2 | .1 |
| Printing and related support activities | 3231 | | 12/03 | 106.4 | 106.7 | 106.8 | 1.2 | .1 |
| Printing | 32311 | | 12/03 | 106.7 | 107.0 | 107.1 | 1.3 | .1 |
| Commercial lithographic printing | 323110 | | 06/82 | 165.9 | 166.6 | 166.7 | 1.4 | .1 |
| Primary products | | 323110-P | 06/82 | 164.5 | 165.1 | 165.4 | 1.3 | .2 |
| General job printing, nec (lithographic) (offset) | | 323110-B | 12/01 | 104.7 | 106.5 | 107.0 | 3.6 | .5 |
| Magazine and periodical printing (lithographic) (offset) | | 323110-1 | 06/82 | 137.3 | 137.7 | 138.1 | 1.3 | .3 |
| Label and wrapper printing (lithographic) (offset) | | 323110-3 | 06/82 | 146.6 | 146.6 | 146.6 | -1.2 | 0 |
| Catalog and directory printing (lithographic) (offset) | | 323110-5 | 06/82 | 144.2 | 144.4 | 144.5 | 1.2 | .1 |
| Financial and legal printing (lithographic) (offset) | | 323110-7 | 06/82 | 170.6 | 171.5 | 171.6 | 1.9 | .1 |
| Advertising printing (lithographic) (offset) | | 323110-9 | 06/82 | 153.4 | 153.1 | 153.1 | .1 | 0 |
| Direct mail advertising printing (lithographic) incl. circulars, cards, etc. | | 323110-91 | 12/88 | 129.1 | 128.8 | 128.9 | .2 | .1 |
| Secondary products and miscellaneous receipts | | 323110-SM | | | | | | |
| Miscellaneous receipts | | 323110-M | 06/82 | 171.5 | 173.2 | 172.6 | 4.7 | -.3 |
| Secondary products | | 323110-S | 06/82 | 174.9 | 174.9 | 174.9 | 1.3 | 0 |
| Commercial gravure printing | 323111 | | 06/82 | 101.2 | 101.4 | 101.5 | 1.1 | .1 |
| Primary products | | 323111-P | 06/82 | 99.3 | 99.5 | 99.7 | 1.3 | .2 |
| Magazine and periodical printing, gravure | | 323111-1 | 08/82 | 102.1 | (³) | 102.1 | 2.9 | (³) |
| Label and wrapper printing, gravure | | 323111-4 | 06/82 | 131.1 | 131.5 | 130.5 | 1.5 | -.8 |
| Advertising printing, gravure | | 323111-7 | 12/96 | 91.3 | 91.8 | 91.7 | .5 | -.1 |
| Catalog and directory printing, gravure | | 323111-8 | 12/96 | 88.9 | (³) | (³) | (³) | (³) |
| Other commercial printing, gravure | | 323111-9 | 06/82 | 113.7 | 112.5 | 118.7 | 4.1 | 5.5 |
| Secondary products and miscellaneous receipts | | 323111-SM | | | | | | |
| Commercial flexographic printing | 323112 | | 12/03 | 112.0 | 109.9 | 109.9 | -2.0 | 0 |
| Primary products | | 323112-P | 12/03 | 111.7 | 108.3 | 109.3 | -1.5 | .9 |
| Label and wrapper printing (flexographic) | | 323112-1 | 12/01 | 113.5 | 109.4 | 110.1 | -2.7 | .6 |
| Other commercial and general job printing (flexographic) | | 323112-3 | 12/01 | 108.8 | (³) | 114.4 | 7.3 | (³) |
| Secondary products and miscellaneous receipts | | 323112-SM | | | | | | |
| Secondary products | | 323112-S | 12/03 | 119.7 | (³) | 119.7 | -4.8 | (³) |
| Commercial screen printing | 323113 | | 12/03 | 100.1 | 100.2 | 100.3 | .6 | .1 |
| Primary products | | 323113-P | 12/03 | 100.0 | 100.1 | 100.2 | .7 | .1 |

See footnotes at end of table.

Table 5. Producer price indexes for the net output of selected industries and their products, not seasonally adjusted
—Continued

| Industry and product ¹ | Industry code | Product code | Index base | Index | | | Percent change to May 2007 from: | |
|--|---------------|--------------|------------|------------------------|------------------------|-----------------------|----------------------------------|------------------|
| | | | | Jan. 2007 ² | Apr. 2007 ² | May 2007 ² | May 2006 | Apr. 2007 |
| Screen printing on garments, apparel accessories, and other fabric articles, except labels | | 323113-4 | 06/90 | 122.6 | 122.2 | 122.4 | 0.0 | 0.2 |
| Screen printing (except on textiles, apparel, apparel accessories, and labels) .. | | 323113-6 | 12/06 | 100.0 | 100.6 | 100.6 | (³) | 0 |
| Screen printed advertising materials | | 323113-62 | 12/01 | (³) | (³) | (³) | (³) | (³) |
| Screen printed decalcomanias and pressure sensitives (self-adhesive) | | 323113-63 | 12/01 | 99.5 | 99.5 | 99.5 | -1.7 | 0 |
| Other commercial and general job printing (screen) | | 323113-66 | 12/01 | 89.4 | 89.4 | 89.5 | .2 | .1 |
| Secondary products and miscellaneous receipts | | 323113-SM | | | | | | |
| Miscellaneous receipts | | 323113-M | 12/03 | 100.0 | 100.0 | 100.0 | 0 | 0 |
| Secondary products | | 323113-S | 12/03 | 102.4 | 102.4 | 102.4 | .6 | 0 |
| Quick printing | 323114 | | 12/03 | 104.3 | 105.0 | 105.0 | -5 | 0 |
| Primary products | | 323114-P | 12/03 | 105.3 | 106.3 | 106.2 | -7 | -1 |
| Quick printing | | 323114-0 | 12/01 | 106.8 | 107.8 | 107.8 | -6 | 0 |
| Secondary products and miscellaneous receipts | | 323114-SM | | | | | | |
| Miscellaneous receipts | | 323114-M | 12/03 | 100.1 | (³) | 100.1 | 0 | (³) |
| Digital printing | 323115 | | 12/03 | 98.5 | 100.0 | 99.4 | 1.9 | -.6 |
| Primary products | | 323115-P | 12/03 | 94.3 | 95.3 | 94.6 | .6 | -.7 |
| Digital printing | | 323115-0 | 12/96 | 98.3 | 99.3 | 98.6 | .6 | -.7 |
| Secondary products and miscellaneous receipts | | 323115-SM | | | | | | |
| Miscellaneous receipts | | 323115-M | 12/03 | 116.9 | 116.9 | 116.9 | 0 | 0 |
| Secondary products | | 323115-S | 12/03 | 112.0 | 118.2 | (³) | (³) | (³) |
| Manifold business forms printing | 323116 | | 12/03 | 118.2 | 119.5 | 119.8 | 3.6 | .3 |
| Primary products | | 323116-P | 12/03 | 119.6 | 120.7 | 120.7 | 3.1 | 0 |
| Unit set forms, loose or bound | | 323116-1 | 12/83 | 270.6 | 272.6 | 272.6 | 3.2 | 0 |
| Manifold books and pegboard accounting systems | | 323116-3 | 12/83 | 227.6 | 227.4 | (³) | (³) | (³) |
| Custom continuous business forms | | 323116-5 | 12/83 | 222.9 | 223.5 | 223.5 | 3.3 | 0 |
| Stock continuous business forms | | 323116-7 | 12/83 | 254.6 | 255.0 | 254.9 | .8 | 0 |
| Checkbooks, incl. inserts and refills, excl. continuous and die-cut | | 323116-9 | 06/85 | 195.6 | 200.1 | 200.1 | 3.3 | 0 |
| Secondary products and miscellaneous receipts | | 323116-SM | | | | | | |
| Miscellaneous receipts | | 323116-M | 12/03 | 111.4 | 112.8 | 117.3 | 11.1 | 4.0 |
| Secondary products | | 323116-S | 12/03 | 113.7 | 117.3 | 116.4 | 2.7 | -.8 |
| Books printing | 323117 | | 12/83 | 158.7 | 158.5 | 158.5 | .3 | 0 |
| Primary products | | 323117-P | 12/83 | 160.7 | 160.5 | 160.5 | .1 | 0 |
| Pamphlet printing and binding or printing only (excluding advertising pamphlets) | | 323117-C | 06/93 | 151.2 | 151.2 | 151.2 | 1.4 | 0 |
| Textbook printing and binding | | 323117-1 | 06/93 | 98.5 | 98.1 | 98.1 | -1.4 | 0 |
| Technical, scientific, & professional book printing & binding | | 323117-3 | 06/93 | 105.8 | 105.8 | 105.8 | -.5 | 0 |
| Religious book printing and binding | | 323117-5 | 06/93 | 113.7 | 113.6 | 113.8 | -.2 | .2 |
| General book (trade, etc.) printing & binding | | 323117-7 | 06/93 | 112.6 | 112.9 | 112.7 | .6 | -.2 |
| Other book printing and binding | | 323117-9 | 06/93 | 134.0 | 134.0 | 134.0 | 1.1 | 0 |
| Secondary products and miscellaneous receipts | | 323117-SM | | | | | | |
| Miscellaneous receipts | | 323117-M | 06/05 | (³) | (³) | (³) | (³) | (³) |
| Secondary products | | 323117-S | 12/83 | 145.3 | 145.4 | 145.4 | 1.8 | 0 |
| Blankbook and looseleaf binder manufacturing | 323118 | | 12/03 | 106.9 | 107.3 | 107.2 | 1.7 | -.1 |
| Primary products | | 323118-P | 12/03 | 106.7 | 107.2 | 107.1 | 2.0 | -.1 |
| Blankbook making, except checkbooks | | 323118-1 | 12/91 | 129.3 | 129.3 | 129.3 | 3.4 | 0 |
| Looseleaf binders, devices, and forms | | 323118-3 | 06/85 | 150.6 | 151.7 | 151.6 | 1.6 | -.1 |
| Secondary products and miscellaneous receipts | | 323118-SM | | | | | | |
| Secondary products | | 323118-S | 12/03 | 108.1 | 108.1 | 108.1 | .8 | 0 |
| Other commercial printing | 323119 | | 12/03 | 105.5 | 105.5 | 105.5 | 2.7 | 0 |
| Primary products | | 323119-P | 12/03 | 105.2 | 105.2 | 105.2 | 3.1 | 0 |
| Other commercial and general job printing (letterpress) | | 323119-C | 12/06 | 100.0 | 100.0 | 100.0 | (³) | 0 |
| Magazine, periodical, catalog, directory, financial, and legal printing (letterpress) | | 323119-C1 | 12/06 | 100.0 | 100.0 | 100.0 | (³) | 0 |
| Other commercial and general job printing (letterpress) | | 323119-C2 | 06/82 | 212.7 | 212.7 | 212.7 | 0 | 0 |
| Engraving (printing) | | 323119-E | 12/84 | 223.3 | 223.3 | 223.3 | 4.8 | 0 |
| Secondary products and miscellaneous receipts | | 323119-SM | | | | | | |
| Miscellaneous receipts | | 323119-M | 12/03 | 105.3 | 105.3 | 105.3 | 0 | 0 |
| Support activities for printing | 32312 | | 12/03 | 100.5 | 100.6 | 100.6 | .3 | 0 |
| Tradebinding and related work | 323121 | | 12/85 | 152.1 | 152.6 | 152.5 | .5 | -.1 |
| Primary products | | 323121-P | 12/85 | 149.7 | 150.3 | 150.2 | .6 | -.1 |
| Edition, library, and other hardcover bookbinding | | 323121-1 | 12/85 | 150.5 | 151.5 | 151.4 | 1.3 | -.1 |
| Softcover, pamphlet, sample book, and other binding of books and materials printed elsewhere | | 323121-5 | 12/06 | 100.0 | 100.3 | 100.2 | (³) | -.1 |
| Miscellaneous binding and postpress work | | 323121-7 | 12/06 | 100.0 | 100.2 | 100.2 | (³) | 0 |
| Secondary products and miscellaneous receipts | | 323121-SM | | | | | | |
| Secondary products | | 323121-S | 12/85 | 236.0 | (³) | 236.0 | (³) | (³) |
| Prepress services | 323122 | | 12/03 | 99.5 | 99.5 | 99.5 | .2 | 0 |
| Primary products | | 323122-P | 12/03 | 99.4 | 99.4 | 99.4 | .2 | 0 |

See footnotes at end of table.

Table 5. Producer price indexes for the net output of selected industries and their products, not seasonally adjusted
—Continued

| Industry and product ¹ | Industry code | Product code | Index base | Index | | | Percent change to May 2007 from: | |
|--|---------------|--------------|------------|------------------------|------------------------|-----------------------|----------------------------------|------------------|
| | | | | Jan. 2007 ² | Apr. 2007 ² | May 2007 ² | May 2006 | Apr. 2007 |
| Prepress services—Continued | | | | | | | | |
| Prepress services, except platemaking | | 323122-1 | 12/03 | 99.2 | 99.2 | 99.2 | 0.2 | 0.0 |
| Printing plates, prepared for printing, excl. blank plates | | 323122-3 | 12/03 | 100.1 | 100.1 | 100.1 | 0 | 0 |
| Secondary products and miscellaneous receipts | | 323122-SM | | | | | | |
| Miscellaneous receipts | | 323122-M | 12/03 | 100.0 | 100.0 | 100.0 | 0 | 0 |
| Secondary products | | 323122-S | 12/03 | 100.0 | (³) | 100.0 | 0 | (³) |
| Petroleum and coal products manufacturing | 324 | | 12/84 | 203.2 | 259.3 | 277.3 | 6.7 | 6.9 |
| Petroleum and coal products mfg | 3241 | | 12/84 | 203.2 | 259.3 | 277.3 | 6.7 | 6.9 |
| Petroleum refineries | 32411 | | 06/85 | 204.7 | 265.8 | 285.5 | 6.5 | 7.4 |
| Petroleum refineries | 324110 | | 06/85 | 204.7 | 265.8 | 285.5 | 6.5 | 7.4 |
| Primary products | | 324110-P | 06/85 | 207.3 | 269.2 | 289.1 | 6.4 | 7.4 |
| Liquefied refinery gases, including other aliphatics (feed stock and other uses) | | 324110-A | 06/85 | 590.0 | 673.7 | 721.8 | 12.4 | 7.1 |
| Gasoline, including finished base stocks and blending agents | | 324110-1 | 06/85 | 183.4 | 259.0 | 290.2 | 13.8 | 12.0 |
| Motor gasoline, including finished base stocks and blending agents | | 324110-13 | 06/85 | 183.5 | 259.7 | 292.8 | 14.6 | 12.7 |
| Regular gasoline | | 324110-134 | 06/85 | 177.9 | 253.0 | 286.7 | 14.4 | 13.3 |
| Mid-premium gasoline | | 324110-135 | 12/87 | 275.8 | 381.8 | 426.8 | 13.8 | 11.8 |
| Premium gasoline | | 324110-136 | 06/85 | 186.8 | 260.3 | 286.5 | 14.6 | 10.1 |
| Jet fuel | | 324110-2 | 06/85 | 216.2 | 258.1 | 255.6 | -5.9 | -1.0 |
| Kerosene, except jet fuel | | 324110-3 | 06/85 | 216.1 | 258.1 | 261.2 | 6.7 | 1.2 |
| Light fuel oils | | 324110-4 | 06/85 | 226.6 | 291.8 | 283.7 | -3.8 | -2.8 |
| Home heating oil and other distillates, NEC | | 324110-411 | 06/85 | 233.3 | 284.3 | 291.9 | 2.5 | 2.7 |
| Diesel fuel | | 324110-413 | 06/85 | 226.5 | 297.9 | 283.6 | -5.4 | -4.8 |
| Heavy fuel oils, including No. 5, No. 6, heavy diesel, gas enrichment oils, etc. . | | 324110-5 | 06/85 | 181.4 | 214.1 | 230.6 | 4.4 | 7.7 |
| Asphalt | | 324110-9 | 06/85 | 126.2 | 140.8 | 146.4 | -4.7 | 4.0 |
| Asphalt paving and roofing materials mfg | 32412 | | 12/84 | 173.5 | 174.8 | 174.2 | 7.7 | -3 |
| Asphalt paving mixture & block mfg | 324121 | | 06/81 | 217.7 | 221.8 | 221.3 | 10.5 | -2 |
| Primary products | | 324121-P | 06/81 | 217.6 | 221.2 | 220.8 | 11.2 | -2 |
| Asphalt paving mixtures & blocks | | 324121-0 | 06/81 | 217.6 | 221.2 | 220.8 | 11.2 | -2 |
| Emulsified asphalt, including liquid additives | | 324121-0111 | 12/04 | 150.7 | 150.7 | 150.7 | 10.2 | 0 |
| Other liquid asphalt and tar paving materials, including cut-backs | | 324121-0121 | 12/04 | 174.3 | 176.8 | 176.8 | 11.5 | 0 |
| Asphalt and tar paving mixtures (excluding liquid), & other asphalt paving mixtures | | 324121-0151 | 12/04 | 140.5 | 143.4 | 143.2 | 11.1 | -1 |
| Secondary products and miscellaneous receipts | | 324121-SM | | | | | | |
| Miscellaneous receipts | | 324121-M | 12/04 | 116.4 | 116.4 | 116.4 | 1.0 | 0 |
| Secondary products | | 324121-S | 06/81 | 214.0 | 235.7 | 230.6 | 9.7 | -2.2 |
| Asphalt shingle and coating materials mfg | 324122 | | 06/84 | 151.7 | 150.3 | 149.4 | 3.2 | -6 |
| Primary products | | 324122-P | 06/84 | 152.0 | 150.5 | 149.5 | 3.1 | -7 |
| Roofing asphalts and pitches, coatings, and cements | | 324122-1 | 06/84 | 164.4 | 164.4 | 158.5 | -1.6 | -3.6 |
| Prepared asphalt and tar roofing and siding products, incl. saturated felts for nonbuilding us | | 324122-2 | 06/84 | 147.5 | 145.7 | 145.6 | 3.9 | -1 |
| Secondary products and miscellaneous receipts | | 324122-SM | | | | | | |
| Miscellaneous receipts | | 324122-M | 12/91 | 144.3 | 144.3 | 144.3 | (³) | 0 |
| Secondary products | | 324122-S | 06/84 | 143.8 | 143.8 | 143.8 | 6.4 | 0 |
| Other petroleum and coal products mfg | 32419 | | 12/84 | 252.9 | 252.3 | 254.4 | 8.8 | .8 |
| Petroleum lubricating oil and grease mfg | 324191 | | 12/80 | 304.5 | 302.9 | 306.1 | 10.0 | 1.1 |
| Primary products | | 324191-P | 12/80 | 315.8 | 313.8 | 317.2 | 10.6 | 1.1 |
| Petroleum lubricating oils and greases, made from refined petroleum | | 324191-0 | 12/80 | 315.8 | 313.8 | 317.2 | 10.6 | 1.1 |
| Lubricating oils (incl. hydraulic fluids, etc.) made from refined petroleum | | 324191-0111 | 12/80 | 321.8 | 320.2 | 323.1 | 10.3 | .9 |
| Lubricating greases, made from refined petroleum | | 324191-0121 | 12/80 | 264.1 | 259.5 | 266.7 | 13.2 | 2.8 |
| Secondary products and miscellaneous receipts | | 324191-SM | | | | | | |
| Miscellaneous receipts | | 324191-M | 12/80 | 206.9 | 210.5 | 205.9 | -1 | -2.2 |
| Secondary products | | 324191-S | 12/80 | 214.5 | 215.6 | 219.3 | 6.1 | 1.7 |
| All other petroleum and coal products mfg | 324199 | | 12/03 | 125.8 | 127.0 | 127.0 | 3.0 | 0 |
| Primary products | | 324199-P | 12/03 | 127.0 | 128.1 | 128.1 | 2.9 | 0 |
| All other petroleum and coal products (excl. coke oven products), made in coke oven estab | | 324199-2 | 12/02 | 129.2 | 130.4 | 130.4 | 2.9 | 0 |
| Secondary products and miscellaneous receipts | | 324199-SM | | | | | | |
| Miscellaneous receipts | | 324199-M | 12/03 | (³) | (³) | (³) | (³) | (³) |
| Chemical mfg | 325 | | 12/84 | 197.3 | 200.3 | 201.9 | 2.7 | .8 |
| Basic chemical mfg | 3251 | | 12/84 | 241.2 | 244.4 | 249.2 | 1.8 | 2.0 |
| Petrochemical mfg | 32511 | | 12/03 | 142.4 | 150.2 | 163.1 | -4.6 | 8.6 |
| Petrochemical manufacturing | 325110 | | 12/03 | 143.4 | 151.1 | 164.2 | -4.4 | 8.7 |

See footnotes at end of table.

Table 5. Producer price indexes for the net output of selected industries and their products, not seasonally adjusted
—Continued

| Industry and product ¹ | Industry code | Product code | Index base | Index | | | Percent change to May 2007 from: | |
|--|---------------|--------------|------------|------------------------|------------------------|-----------------------|----------------------------------|------------------|
| | | | | Jan. 2007 ² | Apr. 2007 ² | May 2007 ² | May 2006 | Apr. 2007 |
| Petrochemical manufacturing—Continued | | | | | | | | |
| Primary products | | 325110-P | 12/03 | 179.7 | 186.9 | 193.7 | -1.9 | 3.6 |
| Aromatics (benzene, toluene, xylene, etc), made in petrochemical plants | | 325110-1 | 05/83 | 255.7 | 251.8 | 261.9 | 3.9 | 4.0 |
| Liquefied refinery gases (aliphatics), made in petrochemical plants | | 325110-4 | 06/01 | 180.3 | 198.6 | 204.7 | -1.4 | 3.1 |
| Secondary products and miscellaneous receipts | | 325110-SM | | | | | | |
| Secondary products | | 325110-S | 12/03 | 86.9 | 96.7 | 125.3 | (³) | 29.6 |
| Industrial gas mfg | 32512 | | 12/03 | 112.5 | 127.2 | 125.6 | 2.8 | -1.3 |
| Industrial gas manufacturing | 325120 | | 12/03 | 112.6 | 127.3 | 125.7 | 2.9 | -1.3 |
| Primary products | | 325120-P | 06/81 | 171.8 | 197.1 | 194.0 | 4.1 | -1.6 |
| Oxygen | | 325120-A | 06/81 | 220.4 | 221.5 | 222.4 | 4.6 | .4 |
| Other industrial gases, including argon, hydrogen, helium, and carbon monoxide | | 325120-D | 06/81 | 201.0 | (³) | 251.7 | 4.3 | (³) |
| Acetylene | | 325120-1 | 06/81 | 246.2 | 254.0 | 258.5 | 8.1 | 1.8 |
| Carbon dioxide | | 325120-4 | 06/81 | 225.3 | 222.0 | 223.6 | 30.2 | .7 |
| Nitrogen | | 325120-7 | 06/81 | 118.8 | 124.5 | 121.0 | 5.5 | -2.8 |
| Secondary products and miscellaneous receipts | | 325120-SM | | | | | | |
| Miscellaneous receipts | | 325120-M | 12/03 | 136.2 | (³) | 140.0 | (³) | (³) |
| Synthetic dye and pigment mfg | 32513 | | 12/03 | 114.1 | 115.3 | 115.2 | 4.5 | -.1 |
| Inorganic dye and pigment manufacturing | 325131 | | 06/83 | 185.4 | 187.2 | 188.1 | 8.0 | .5 |
| Primary products | | 325131-P | 06/83 | 178.9 | 180.1 | 180.8 | 6.7 | .4 |
| Titanium dioxide, composite and pure | | 325131-1 | 06/83 | 165.2 | 163.2 | 163.2 | -1.0 | 0 |
| Other white opaque pigments | | 325131-4 | 06/90 | 78.6 | (³) | 78.6 | 0 | (³) |
| Chrome colors and other inorganic pigments | | 325131-7 | 06/83 | 251.2 | 262.8 | 264.9 | 28.2 | .8 |
| Chrome colors | | 325131-71 | 12/01 | 152.0 | (³) | 152.1 | 68.8 | (³) |
| Iron oxide pigments | | 325131-72 | 06/83 | 202.6 | 206.0 | 206.0 | 1.7 | 0 |
| All other inorganic pigments, including white extender pigments and ceramic color pigments | | 325131-73 | 12/97 | 188.1 | 198.5 | 205.0 | 37.5 | 3.3 |
| Secondary products and miscellaneous receipts | | 325131-SM | | | | | | |
| Miscellaneous receipts | | 325131-M | 06/83 | 210.7 | (³) | 210.7 | 5.8 | (³) |
| Secondary products | | 325131-S | 06/83 | 279.7 | 301.1 | 309.3 | 34.7 | 2.7 |
| Synthetic organic dye and pigment mfg | 325132 | | 12/03 | 97.9 | 98.9 | 98.1 | -.5 | -.8 |
| Primary products | | 325132-P | 12/03 | 97.2 | 97.7 | 96.6 | -1.3 | -1.1 |
| Synthetic organic dyes | | 325132-1 | 12/82 | 86.9 | 87.5 | 84.9 | -4.6 | -3.0 |
| Synthetic organic pigments, lakes, and toners | | 325132-4 | 12/82 | 132.0 | 132.5 | 132.5 | .4 | 0 |
| Secondary products and miscellaneous receipts | | 325132-SM | | | | | | |
| Other basic inorganic chemical mfg | 32518 | | 12/03 | 154.0 | 154.1 | 155.3 | 5.4 | .8 |
| Alkalies and chlorine manufacturing | 325181 | | 12/80 | 307.8 | 307.4 | 305.8 | -3.8 | -.5 |
| Primary products | | 325181-P | 12/80 | 271.1 | 270.7 | 269.1 | -6.5 | -1.6 |
| Chlorine, compressed or liquefied | | 325181-1 | 12/80 | 295.3 | 294.8 | 286.7 | -3.6 | -2.7 |
| Sodium hydroxide (caustic soda) | | 325181-4 | 12/80 | 251.0 | 251.0 | 257.3 | -9.0 | 2.5 |
| Other alkalies | | 325181-7 | 12/80 | 121.6 | 121.1 | 121.2 | 3.3 | .1 |
| Secondary products and miscellaneous receipts | | 325181-SM | | | | | | |
| Carbon black manufacturing | 325182 | | 12/83 | 201.1 | 198.6 | 199.8 | -7.3 | .6 |
| Primary products | | 325182-P | 12/83 | 199.3 | 196.9 | 198.0 | -8.5 | .6 |
| Carbon black, all processes | | 325182-0 | 12/83 | 199.3 | 196.9 | 198.0 | -8.5 | .6 |
| Secondary products and miscellaneous receipts | | 325182-SM | | | | | | |
| All other basic inorganic chemical mfg | 325188 | | 12/82 | 221.4 | 221.9 | 224.3 | 8.1 | 1.1 |
| Primary products | | 325188-P | 12/82 | 196.8 | 195.5 | 198.7 | 10.5 | 1.6 |
| Potassium and sodium compounds, excluding bleaches, alkalies, and alum | | 325188-A | 12/82 | 186.7 | 186.3 | 189.2 | 1.4 | 1.6 |
| Chemical catalytic preparations, excluding silica gel catalyst | | 325188-D | 12/82 | 159.5 | 151.7 | (³) | (³) | (³) |
| All other inorganic chemicals | | 325188-H | 12/03 | 166.0 | 166.3 | 169.6 | 16.5 | 2.0 |
| Sulfuric acid | | 325188-1 | 12/82 | 160.8 | 161.7 | 162.1 | .8 | .2 |
| Inorganic acids, excluding nitric, sulfuric, and phosphoric | | 325188-4 | 12/82 | 92.2 | (³) | (³) | (³) | (³) |
| Other inorganic aluminum compounds | | 325188-7 | 12/82 | 183.0 | 183.0 | 183.0 | 3.7 | 0 |
| Secondary products and miscellaneous receipts | | 325188-SM | | | | | | |
| Secondary products | | 325188-S | 12/82 | 233.4 | 248.7 | 248.2 | (³) | -.2 |
| Other basic organic chemical mfg | 32519 | | 12/03 | 123.4 | 122.3 | 122.8 | 1.5 | .4 |
| Gum and wood chemical manufacturing | 325191 | | 06/84 | 236.6 | 243.0 | 248.6 | 19.7 | 2.3 |
| Primary products | | 325191-P | 06/84 | 236.9 | 243.8 | 249.9 | 21.3 | 2.5 |
| Gum and wood chemicals, including wood distillation products | | 325191-0 | 06/84 | 236.9 | 243.8 | 249.9 | 21.3 | 2.5 |
| Secondary products and miscellaneous receipts | | 325191-SM | | | | | | |
| Cyclic crude and intermediate mfg | 325192 | | 12/03 | 127.4 | 121.5 | 136.5 | 8.0 | 12.3 |
| Primary products | | 325192-P | 12/03 | 130.4 | 121.9 | 139.4 | 12.1 | 14.4 |
| Cyclic (coal tar) intermediates | | 325192-1 | 12/82 | 162.7 | 152.0 | 174.2 | 12.4 | 14.6 |
| Tar, tar crudes, and tar pitches | | 325192-4 | 05/83 | (³) | (³) | (³) | (³) | (³) |

See footnotes at end of table.

Table 5. Producer price indexes for the net output of selected industries and their products, not seasonally adjusted
—Continued

| Industry and product ¹ | Industry code | Product code | Index base | Index | | | Percent change to May 2007 from: | |
|---|---------------|--------------|------------|------------------------|------------------------|-----------------------|----------------------------------|------------------|
| | | | | Jan. 2007 ² | Apr. 2007 ² | May 2007 ² | May 2006 | Apr. 2007 |
| Cyclic crude and intermediate mfg—Continued | | | | | | | | |
| Secondary products and miscellaneous receipts | | 325192-SM | | | | | | |
| Secondary products | | 325192-S | 12/03 | 110.7 | (³) | (³) | (³) | (³) |
| Ethyl alcohol manufacturing | 325193 | | 12/03 | 152.5 | 155.2 | 155.1 | 11.7 | -.1 |
| Primary products | | 325193-P | 12/82 | 239.9 | 243.9 | 245.5 | 12.8 | .7 |
| Ethyl alcohol | | 325193-0 | 12/82 | 239.9 | 243.9 | 245.5 | 12.8 | .7 |
| Secondary products and miscellaneous receipts | | 325193-SM | | | | | | |
| Secondary products | | 325193-S | 12/03 | 103.7 | 105.7 | 103.1 | (³) | -2.5 |
| All other basic organic chemical mfg | 325199 | | 12/03 | 128.5 | 127.5 | 126.7 | 1.4 | -.6 |
| Primary products | | 325199-P | 12/82 | 213.2 | 211.4 | 209.3 | 1.7 | -1.0 |
| Synthetic organic alcohols, mixed and unmixed | | 325199-G | 12/06 | 99.6 | 108.2 | 105.7 | (³) | -2.3 |
| Synthetic organic chemicals for use as flavor and perfume materials | | 325199-H | 12/03 | 103.1 | 103.5 | 104.1 | 2.3 | .6 |
| Synthetic organic rubber-processing chemicals | | 325199-K | 12/03 | 149.5 | 144.3 | 138.9 | 5.8 | -3.7 |
| Synthetic organic plasticizers | | 325199-N | 12/03 | 147.5 | 146.1 | 150.4 | -1.7 | 2.9 |
| Miscellaneous end use chemicals and chemical products, excluding urea | | 325199-T | 12/82 | 166.2 | 164.1 | 164.2 | -2.0 | .1 |
| Miscellaneous cyclic and acyclic chemicals and chemical products, excluding fatty acid esters | | 325199-V | 12/82 | 263.7 | 257.5 | 252.1 | 2.2 | -2.1 |
| Fatty acids | | 325199-1 | 06/85 | 105.4 | 114.6 | 115.5 | 10.5 | .8 |
| Secondary products and miscellaneous receipts | | 325199-SM | | | | | | |
| Miscellaneous receipts | | 325199-M | 12/82 | 743.7 | 743.7 | 743.7 | (³) | 0 |
| Secondary products | | 325199-S | 12/82 | 211.9 | 211.1 | 212.7 | (³) | .8 |
| Resin, synthetic rubber, and artificial/synthetic fiber/filaments mfg | 3252 | | 12/84 | 169.3 | 170.2 | 173.3 | 0 | 1.8 |
| Resin and synthetic rubber mfg | 32521 | | 12/03 | 135.9 | 136.5 | 139.2 | -.1 | 2.0 |
| Plastics material and resins mfg | 325211 | | 12/80 | 224.5 | 225.7 | 230.6 | -.9 | 2.2 |
| Primary products | | 325211-P | 12/80 | 199.8 | 201.2 | 207.1 | -1.0 | 2.9 |
| Thermoplastic resins and plastics materials | | 325211-1 | 12/80 | 194.0 | 194.9 | 202.3 | -1.8 | 3.8 |
| Thermosetting resins and plastics materials | | 325211-4 | 12/80 | 231.1 | 236.6 | 232.2 | 3.6 | -1.9 |
| Secondary products and miscellaneous receipts | | 325211-SM | | | | | | |
| Miscellaneous receipts | | 325211-M | 12/98 | 105.3 | (³) | (³) | (³) | (³) |
| Secondary products | | 325211-S | 12/80 | 408.5 | 407.1 | 402.0 | -1.2 | -1.3 |
| Synthetic rubber manufacturing | 325212 | | 06/81 | 168.5 | 167.6 | 167.9 | 5.4 | .2 |
| Primary products | | 325212-P | 06/81 | 172.1 | 171.9 | 171.5 | 4.5 | -.2 |
| Synthetic rubber (vulcanizable elastomers) | | 325212-0 | 06/81 | 172.1 | 171.9 | 171.5 | 4.5 | -.2 |
| Secondary products and miscellaneous receipts | | 325212-SM | | | | | | |
| Secondary products | | 325212-S | 06/81 | 171.2 | (³) | (³) | (³) | (³) |
| Artificial and synthetic fibers/filaments mfg | 32522 | | 12/03 | 109.2 | 111.0 | 111.6 | .6 | .5 |
| Noncellulosic organic fiber mfg | 325222 | | 06/81 | 111.2 | 113.0 | 113.6 | .6 | .5 |
| Primary products | | 325222-P | 06/81 | 111.6 | 113.4 | 114.0 | .6 | .5 |
| Nylon and other polyamide manufactured fibers | | 325222-1 | 12/89 | 103.4 | 106.2 | 106.3 | 1.2 | .1 |
| Polyolefin manufactured fibers | | 325222-4 | 12/89 | 168.7 | 170.7 | (³) | (³) | (³) |
| Polyester manufactured fibers | | 325222-7 | 12/89 | 98.4 | 99.1 | 100.5 | 2.4 | 1.4 |
| Pesticide, fertilizer, and other agricultural chemical mfg | 3253 | | 12/84 | 159.9 | 183.3 | 180.5 | 15.0 | -1.5 |
| Fertilizer mfg | 32531 | | 12/03 | 126.8 | 157.2 | 153.6 | 23.8 | -2.3 |
| Nitrogenous fertilizer manufacturing | 325311 | | 12/79 | 244.5 | 280.3 | 272.7 | 8.5 | -2.7 |
| Primary products | | 325311-P | 12/79 | 238.4 | 274.7 | 267.3 | 8.7 | -2.7 |
| Synthetic ammonia, nitric acid, and ammonium compounds | | 325311-1 | 12/79 | 258.6 | 285.3 | 280.0 | 4.2 | -1.9 |
| Urea | | 325311-4 | 12/79 | 153.3 | 197.9 | 189.0 | 22.9 | -4.5 |
| Fertilizer materials of organic origin, incl. activated sewage sludge, processed tankage etc. | | 325311-7 | 06/03 | 115.1 | 157.0 | 159.7 | 28.3 | 1.7 |
| Secondary products and miscellaneous receipts | | 325311-SM | | | | | | |
| Secondary products | | 325311-S | 12/79 | 247.0 | 246.6 | 239.9 | -2.0 | -2.7 |
| Phosphatic fertilizer manufacturing | 325312 | | 12/79 | 192.0 | 272.4 | 265.5 | 45.5 | -2.5 |
| Primary products | | 325312-P | 12/79 | 162.0 | 232.6 | 227.3 | 48.4 | -2.3 |
| Superphosphates and other phosphatic fertilizer materials | | 325312-2 | 12/79 | 157.2 | 252.9 | 246.8 | 64.4 | -2.4 |
| Mixed fertilizers, made in plants which manufacture fertilizer materials | | 325312-7 | 12/79 | (³) | (³) | (³) | (³) | (³) |
| Secondary products and miscellaneous receipts | | 325312-SM | | | | | | |
| Secondary products | | 325312-S | 12/79 | (³) | (³) | (³) | (³) | (³) |
| Fertilizer, mixing only, manufacturing | 325314 | | 12/79 | 180.4 | 196.9 | 195.1 | 11.7 | -.9 |
| Primary products | | 325314-P | 12/79 | 177.7 | 194.4 | 192.9 | 12.5 | -.8 |
| Mixed fertilizers, mixing only | | 325314-0 | 06/86 | 157.9 | 172.7 | 171.4 | 12.5 | -.8 |
| Mixed fertilizers, dry, mixing only | | 325314-01 | 06/03 | 120.8 | 131.6 | 131.0 | 12.7 | -.5 |
| Mixed fertilizers, liquid, mixing only | | 325314-02 | 06/86 | 172.8 | 194.8 | 189.4 | 11.0 | -2.8 |
| Secondary products and miscellaneous receipts | | 325314-SM | | | | | | |
| Miscellaneous receipts | | 325314-M | 12/79 | 170.2 | 183.0 | 175.2 | 3.7 | -4.3 |

See footnotes at end of table.

Table 5. Producer price indexes for the net output of selected industries and their products, not seasonally adjusted
—Continued

| Industry and product ¹ | Industry code | Product code | Index base | Index | | | Percent change to May 2007 from: | |
|---|---------------|--------------|------------|------------------------|------------------------|-----------------------|----------------------------------|------------------|
| | | | | Jan. 2007 ² | Apr. 2007 ² | May 2007 ² | May 2006 | Apr. 2007 |
| Fertilizer, mixing only, manufacturing—Continued | | | | | | | | |
| Secondary products | | 325314-S | 12/79 | 200.1 | 218.3 | 228.8 | 10.6 | 4.8 |
| Pesticide and other agricultural chemical mfg | 32532 | | 12/03 | 105.6 | 106.7 | 106.6 | 2.1 | -.1 |
| Pesticide and other agricultural chemical manufacturing | 325320 | | 06/82 | 145.4 | 147.0 | 146.7 | 2.0 | -.2 |
| Primary products | | 325320-P | 06/82 | 153.0 | 154.4 | 154.1 | 1.7 | -.2 |
| Agricultural and commercial pesticides and chemicals | | 325320-1 | 06/03 | 103.9 | 105.2 | 104.9 | 1.8 | -.3 |
| Lawn and garden pesticides and chemicals | | 325320-4 | 06/03 | 107.8 | 108.7 | 108.7 | 5.7 | 0 |
| Household and institutional pesticides and chemicals | | 325320-7 | 06/03 | 114.5 | 114.5 | 114.5 | .8 | 0 |
| Secondary products and miscellaneous receipts | | 325320-SM | | | | | | |
| Secondary products | | 325320-S | 06/82 | 125.0 | 126.3 | (³) | (³) | (³) |
| Pharmaceutical and medicine mfg | 3254 | | 12/84 | 271.9 | 273.6 | 274.3 | 2.7 | .3 |
| Pharmaceutical and medicine mfg | 32541 | | 12/03 | 114.0 | 114.7 | 115.0 | 2.7 | .3 |
| Medicinal and botanical manufacturing | 325411 | | 06/82 | 139.8 | 139.1 | 139.4 | 3.7 | .2 |
| Primary products | | 325411-P | 06/82 | 141.0 | 140.3 | 140.3 | 2.6 | 0 |
| Synthetic organic medicinal chemicals, in bulk | | 325411-1 | 06/82 | 142.6 | 141.8 | 141.8 | 3.1 | 0 |
| Medicinals and botanicals, all other medicinal chemicals and botanical products, in bulk | | 325411-4 | 06/82 | 129.2 | 128.9 | 128.8 | .4 | -.1 |
| Secondary products and miscellaneous receipts | | 325411-SM | | | | | | |
| Secondary products | | 325411-S | 06/82 | 130.4 | 129.0 | 135.7 | 13.9 | 5.2 |
| Pharmaceutical preparation manufacturing | 325412 | | 06/81 | 405.9 | 409.5 | 410.6 | 2.6 | .3 |
| Primary products | | 325412-P | 06/81 | 427.2 | 430.9 | 432.3 | 2.4 | .3 |
| Pharmaceutical preparations, acting on the respiratory system | | 325412-A | 06/01 | 120.8 | 123.9 | 124.0 | 2.5 | .1 |
| Bronchial therapy | | 325412-A111 | 06/81 | 660.4 | 686.2 | 686.4 | .9 | 0 |
| Other respiratory preparations | | 325412-A112 | 06/01 | 121.4 | 121.4 | 121.6 | 2.8 | .2 |
| Other respiratory preparations, prescription | | 325412-A1121 | 06/01 | 146.7 | 146.6 | 146.9 | 4.8 | .2 |
| Other respiratory preparations, non-prescription | | 325412-A1122 | 06/01 | 99.9 | 99.9 | 99.9 | .1 | 0 |
| Pharmaceutical preparations, acting on the digestive or the genito-urinary systems | | 325412-D | 06/01 | 131.7 | 131.9 | 132.1 | 2.8 | .2 |
| Antispasmodic/antisecretory | | 325412-D111 | 06/81 | 460.4 | 460.3 | 460.5 | 4.7 | 0 |
| Other digestive or genito-urinary preparations | | 325412-D112 | 06/01 | 117.5 | 117.7 | 117.8 | 2.4 | .1 |
| Other digestive or genito-urinary preparations, prescription | | 325412-D1121 | 06/01 | 121.9 | 122.1 | 122.3 | 2.9 | .2 |
| Other digestive or genito-urinary preparations, non-prescription | | 325412-D1122 | 06/01 | 102.4 | 102.8 | 102.8 | .4 | 0 |
| Pharmaceutical preparations, acting on the skin | | 325412-G | 06/01 | 126.3 | 127.1 | 126.9 | 1.2 | -.2 |
| Skin preparations, prescription | | 325412-G111 | 06/81 | 939.2 | 942.3 | 939.5 | 1.6 | -.3 |
| Skin preparations, non-prescription | | 325412-G112 | 06/81 | 220.3 | 222.3 | 222.2 | .9 | 0 |
| Pharmaceutical preparations, vitamin, nutrient, and hematinic preparations | | 325412-L | 06/01 | 103.2 | 104.2 | 104.7 | 1.2 | .5 |
| Multivitamins | | 325412-L111 | 06/81 | 162.2 | 161.9 | 161.9 | -.4 | 0 |
| Other vitamins and nutrients | | 325412-L112 | 06/01 | 102.6 | 104.3 | 105.0 | 1.9 | .7 |
| Other vitamins and nutrients, prescription | | 325412-L1121 | 06/01 | 119.2 | 121.6 | 123.6 | 3.6 | 1.6 |
| Other vitamins and nutrients, non-prescription | | 325412-L1122 | 06/01 | 96.2 | 97.3 | 97.1 | .5 | -.2 |
| Pharmaceutical preparations, affecting parasitic and infective diseases (excluding diagnostics) | | 325412-Q | 06/01 | 130.3 | 130.4 | 131.2 | 3.3 | .6 |
| Broad and medium spectrum antibiotics | | 325412-Q111 | 06/81 | 320.0 | 320.0 | 320.0 | 2.9 | 0 |
| Systemic antivirals | | 325412-Q112 | 06/01 | 129.1 | 129.2 | 129.4 | 3.5 | .2 |
| Other parasitic and infective diseases | | 325412-Q113 | 06/01 | 129.9 | 130.2 | 133.0 | 4.0 | 2.2 |
| Pharmaceutical preparations, for veterinary use (excluding pet flea and tick products) | | 325412-T | 06/81 | 134.0 | 135.4 | 135.4 | 3.8 | 0 |
| Pharmaceuticals, affecting neoplasms, the endocrine system, and metabolic diseases | | 325412-1 | 06/01 | 143.6 | 145.5 | 143.7 | -.2 | -1.2 |
| Cancer therapy products | | 325412-1111 | 06/81 | 817.3 | 822.0 | 775.2 | -5.5 | -5.7 |
| Insulin/antidiabetes products | | 325412-1112 | 06/81 | 392.6 | 392.5 | 393.7 | -10.2 | .3 |
| Other neoplasms, endocrine system, and metabolic diseases, including hormones | | 325412-1113 | 06/81 | 518.8 | 528.3 | 527.5 | 6.9 | -.2 |
| Pharmaceutical preparations, acting on the central nervous system and the sense organs | | 325412-4 | 06/01 | 127.5 | 128.4 | 129.9 | 3.4 | 1.2 |
| Analgesics | | 325412-4111 | 06/01 | 110.3 | 112.9 | 117.2 | 5.1 | 3.8 |
| Analgesics, prescription | | 325412-41111 | 06/81 | 616.3 | 633.1 | 660.5 | 4.1 | 4.3 |
| Analgesics, non-prescription | | 325412-41112 | 06/81 | 223.2 | 223.3 | 223.3 | 4.1 | 0 |
| Psychotherapeutics | | 325412-4112 | 06/81 | 2690.3 | 2690.3 | 2690.6 | 4.7 | 0 |
| Antidepressants | | 325412-41121 | 12/87 | 474.9 | 474.8 | 474.9 | 5.4 | 0 |
| Other psychotherapeutics, including tranquilizers | | 325412-41123 | 06/01 | 134.5 | 134.5 | 134.5 | 6.4 | 0 |
| Other central nervous system and sense organs | | 325412-4113 | 06/01 | 108.6 | 108.9 | 109.1 | .8 | .2 |
| Pharmaceutical preparations, acting on the cardiovascular system | | 325412-7 | 06/81 | 467.5 | 466.5 | 474.2 | 3.0 | 1.7 |
| Anticoagulants | | 325412-7111 | 06/81 | 112.2 | 112.2 | 112.3 | 2.4 | .1 |
| ACE inhibitors | | 325412-7112 | 06/01 | 93.7 | 94.0 | 93.8 | -11.8 | -.2 |
| Other cardiovascular preparations | | 325412-7113 | 06/01 | 143.2 | 142.6 | 145.8 | 7.4 | 2.2 |
| Secondary products and miscellaneous receipts | | 325412-SM | | | | | | |
| Miscellaneous receipts | | 325412-M | 06/81 | 391.4 | 394.0 | 394.0 | 3.0 | 0 |
| Secondary products | | 325412-S | 06/81 | 190.0 | 192.4 | 192.4 | 1.9 | 0 |
| In-vitro diagnostic substance mfg | 325413 | | 03/80 | 210.7 | 205.3 | 205.9 | -1.4 | .3 |

See footnotes at end of table.

Table 5. Producer price indexes for the net output of selected industries and their products, not seasonally adjusted
—Continued

| Industry and product ¹ | Industry code | Product code | Index base | Index | | | Percent change to May 2007 from: | |
|--|---------------|--------------|------------|------------------------|------------------------|-----------------------|----------------------------------|------------------|
| | | | | Jan. 2007 ² | Apr. 2007 ² | May 2007 ² | May 2006 | Apr. 2007 |
| In-vitro diagnostic substance mfg—Continued | | | | | | | | |
| Primary products | | 325413-P | 06/87 | 141.7 | 137.1 | 137.6 | -1.6 | 0.4 |
| In-vitro diagnostic substances | | 325413-0 | 06/91 | 125.8 | 121.7 | 122.2 | -1.6 | .4 |
| In-vitro diagnostic substances (clinical chemistry) reagents, including toxicology | | 325413-01 | 06/87 | 132.5 | 126.4 | 127.1 | -3.3 | .6 |
| In-vitro diagnostic substances (clinical chemistry) standards and controls, incl toxicology | | 325413-02 | 06/87 | 157.7 | 163.2 | 162.4 | 1.9 | -.5 |
| In-vitro diagnostic substances, blood bank, hematology, and coagulation products | | 325413-03 | 06/00 | 135.6 | 133.8 | 133.8 | 7.6 | 0 |
| In-vitro diagnostic substances, microbiology, virology, serology, cytology, and histology | | 325413-04 | 06/87 | 141.8 | 140.0 | 140.2 | .7 | .1 |
| In-vitro diagnostic substances, culture media | | 325413-05 | 12/03 | 113.6 | 113.5 | 113.6 | .5 | .1 |
| In-vitro diagnostic substances, other | | 325413-06 | 12/03 | 95.8 | 96.0 | 95.9 | -1.6 | -.1 |
| Secondary products and miscellaneous receipts | | 325413-SM | | | | | | |
| Miscellaneous receipts | | 325413-M | 12/80 | 315.7 | 315.7 | 315.7 | .2 | 0 |
| Secondary products | | 325413-S | 03/80 | 248.3 | 248.3 | 248.3 | .4 | 0 |
| Other biological product manufacturing | | | | | | | | |
| Primary products | 325414 | 325414-P | 06/91 | 169.8 | 170.4 | 170.6 | 3.3 | .1 |
| Biological products, excluding diagnostics, for veterinary, industrial, and all other misc. us | | 325414-A | 03/80 | 124.3 | 126.4 | 126.6 | 5.7 | .2 |
| Blood and blood derivatives, for human use | | 325414-1 | 03/80 | 176.2 | (³) | (³) | (³) | (³) |
| Other biologics, excluding diagnostics, for human use | | 325414-7 | 06/87 | 239.4 | 239.5 | 239.5 | 1.4 | 0 |
| Secondary products and miscellaneous receipts | | 325414-SM | | | | | | |
| Miscellaneous receipts | | 325414-M | 12/93 | 216.4 | 216.7 | 218.3 | 2.0 | .7 |
| Paint, coating & adhesive mfg | 3255 | | 12/03 | 118.9 | 121.7 | 121.7 | 3.9 | 0 |
| Paint and coating mfg | 32551 | | 06/83 | 204.5 | 210.1 | 210.1 | 4.2 | 0 |
| Paint and coating manufacturing | | | | | | | | |
| Primary products | 325510 | 325510-P | 06/83 | 204.1 | 209.8 | 209.7 | 4.2 | 0 |
| Miscellaneous allied paint products including paint and varnish removers, thinners, etc. | | 325510-B | 12/88 | 206.8 | 215.4 | 210.8 | 7.2 | -2.1 |
| Architectural coatings | | 325510-1 | 06/83 | 219.7 | 228.9 | 228.7 | 4.6 | -.1 |
| Product finishes for original equipment manufacturers (OEM), excluding marine coatings | | 325510-4 | 06/83 | 145.3 | 146.3 | 147.3 | 1.2 | .7 |
| Special purpose coatings incl. marine, industrial, construction and maintenance coatings, etc. | | 325510-7 | 06/83 | 270.6 | 276.6 | 276.8 | 5.6 | .1 |
| Secondary products and miscellaneous receipts | | 325510-SM | | | | | | |
| Miscellaneous receipts | | 325510-M | 06/83 | 182.0 | 184.0 | 183.3 | 3.7 | -.4 |
| Secondary products | | 325510-S | 06/83 | 200.8 | 204.6 | 205.3 | 4.0 | .3 |
| Adhesive mfg | 32552 | | 12/03 | 117.1 | 118.5 | 118.6 | 3.2 | .1 |
| Adhesive manufacturing | | | | | | | | |
| Primary products | 325520 | 325520-P | 12/83 | 190.4 | 192.7 | 192.8 | 3.2 | .1 |
| Nonstructural caulking compounds and sealants | | 325520-A | 12/06 | 99.7 | 101.0 | 101.4 | (³) | .4 |
| Natural base glues and adhesives | | 325520-1 | 12/83 | 215.7 | 215.7 | 215.7 | .8 | 0 |
| Synthetic resin & rubber adhesives, incl all types of bonding & laminating adhesives | | 325520-4 | 12/83 | 197.3 | 200.2 | 200.0 | 3.7 | -.1 |
| Structural sealants (load bearing) | | 325520-9 | 12/06 | 100.5 | (³) | (³) | (³) | (³) |
| Secondary products and miscellaneous receipts | | 325520-SM | | | | | | |
| Miscellaneous receipts | | 325520-M | 12/83 | 222.8 | (³) | 227.1 | 6.9 | (³) |
| Secondary products | | 325520-S | 12/83 | 168.1 | 169.9 | 169.4 | 2.8 | -.3 |
| Soap, cleaners, and toilet preparation mfg | 3256 | | 12/84 | 145.5 | 146.1 | 146.8 | 1.9 | .5 |
| Soap & cleaning compound mfg | 32561 | | 12/03 | 111.0 | 111.5 | 111.9 | 1.6 | .4 |
| Soap and other detergent manufacturing | | | | | | | | |
| Primary products | 325611 | 325611-P | 06/83 | 144.8 | 146.0 | 145.1 | 1.3 | -.6 |
| Soaps and detergents, commercial, industrial, and institutional | | 325611-1 | 06/83 | 140.0 | 141.5 | 140.6 | 1.9 | -.6 |
| Household detergents | | 325611-4 | 06/83 | 186.6 | 190.0 | 188.0 | 8.0 | -1.1 |
| Soaps, excluding specialty cleaners, household | | 325611-7 | 06/83 | 118.3 | 118.3 | 118.3 | .8 | 0 |
| Secondary products and miscellaneous receipts | | 325611-SM | | | | | | |
| Miscellaneous receipts | | 325611-M | 06/83 | 162.3 | 162.3 | 162.4 | 1.2 | .1 |
| Secondary products | | 325611-S | 06/83 | 150.4 | 150.4 | 150.4 | .1 | 0 |
| Polish and other sanitation good mfg | 325612 | | 06/83 | 150.4 | 150.4 | 150.4 | .1 | 0 |
| Primary products | | 325612-P | 06/83 | 169.1 | 168.5 | 168.0 | .3 | -.3 |
| Household bleaches (chlorine and nonchlorine) | | 325612-1 | 06/83 | 153.2 | 153.7 | 156.7 | 3.3 | 2.0 |
| Specialty cleaning and sanitation products | | 325612-5 | 06/83 | 154.8 | 155.4 | 155.8 | 1.9 | .3 |
| Disinfectants, nonagricultural, industrial and institutional | | 325612-51 | 06/83 | 166.9 | 166.9 | (³) | (³) | (³) |
| Dry laundry fabric softeners and rinses | | 325612-52 | 06/83 | 146.9 | 147.5 | 148.4 | 2.5 | .6 |
| Air and room fresheners | | 325612-53 | 06/83 | 162.3 | 162.1 | 162.1 | 1.1 | 0 |
| Other specialty cleaning and sanitation products | | 325612-54 | 06/89 | 148.1 | 148.1 | 148.1 | .3 | 0 |
| | | | 06/83 | 130.4 | 131.8 | 137.7 | 7.3 | 4.5 |
| | | | 06/89 | 132.7 | 133.4 | 133.6 | 2.5 | .1 |

See footnotes at end of table.

Table 5. Producer price indexes for the net output of selected industries and their products, not seasonally adjusted
—Continued

| Industry and product ¹ | Industry code | Product code | Index base | Index | | | Percent change to May 2007 from: | |
|---|---------------|--------------|------------|------------------------|------------------------|-----------------------|----------------------------------|------------------|
| | | | | Jan. 2007 ² | Apr. 2007 ² | May 2007 ² | May 2006 | Apr. 2007 |
| Polish and other sanitation good mfg—Continued | | | | | | | | |
| Polishing preparations and related products | | 325612-7 | 06/83 | 169.8 | 171.0 | 171.7 | 3.1 | 0.4 |
| Secondary products and miscellaneous receipts | | 325612-SM | | | | | | |
| Miscellaneous receipts | | 325612-M | 06/83 | 115.4 | 115.4 | (³) | (³) | (³) |
| Secondary products | | 325612-S | 06/83 | 176.4 | 176.7 | 178.1 | 1.8 | .8 |
| Surface active agent manufacturing | 325613 | | | | | | | |
| Primary products | | 325613-P | 12/83 | 178.6 | 177.8 | 179.4 | .2 | .9 |
| Surfactants, finishing agents, and assistants | | 325613-0 | 12/83 | 188.4 | 187.4 | 189.4 | .1 | 1.1 |
| Textile and leather assistants and finishes | | 325613-01 | 12/83 | 188.4 | 187.4 | 189.4 | .1 | 1.1 |
| Surfactants (bulk surface active agents) | | 325613-02 | 12/83 | 148.4 | 147.9 | 148.7 | 1.2 | .5 |
| Secondary products and miscellaneous receipts | | 325613-SM | | | | | | |
| Secondary products | | 325613-S | 12/83 | 197.0 | 195.7 | 198.4 | .2 | 1.4 |
| Secondary products | | 325613-S | 12/83 | 164.9 | (³) | 164.9 | .4 | (³) |
| Toilet preparation mfg | 32562 | | 12/03 | 103.0 | 103.3 | 103.9 | 2.1 | .6 |
| Toilet preparation manufacturing | 325620 | | | | | | | |
| Primary products | | 325620-P | 03/80 | 187.3 | 187.8 | 189.0 | 2.1 | .6 |
| Creams, lotions and oils excluding shaving, hair, and deodorant | | 325620-D | 03/80 | 188.1 | 188.1 | 189.7 | 2.1 | .9 |
| Other cosmetics and toilet preparations | | 325620-G | 06/99 | 195.1 | 193.9 | 198.2 | 5.1 | 2.2 |
| Shaving preparations | | 325620-1 | 03/80 | 103.1 | 103.1 | 104.2 | 1.2 | 1.1 |
| Perfumes, toilet waters, and colognes | | 325620-4 | 03/80 | 161.2 | 161.4 | 161.4 | 3.6 | 0 |
| Hair preparations (including shampoos) | | 325620-7 | 03/80 | 208.5 | 210.5 | 210.3 | 1.3 | -.1 |
| Secondary products and miscellaneous receipts | | 325620-SM | | | | | | |
| Secondary products | | 325620-S | 03/80 | 189.1 | 189.6 | 189.4 | 1.9 | -.1 |
| Secondary products | | 325620-S | 03/80 | 292.6 | 300.7 | 298.9 | 3.3 | -.6 |
| Other chemical product & preparation mfg | 3259 | | 12/03 | 116.1 | 117.7 | 117.7 | 3.2 | 0 |
| Printing ink mfg | 32591 | | 12/03 | 109.1 | 114.0 | 114.1 | 6.1 | .1 |
| Printing ink manufacturing | 325910 | | | | | | | |
| Primary products | | 325910-P | 06/84 | 146.1 | 152.8 | 152.9 | 6.2 | .1 |
| Flexographic printing inks | | 325910-A | 06/84 | 146.1 | 152.7 | 152.8 | 6.1 | .1 |
| All other printing inks | | 325910-H | 06/84 | 138.6 | 138.6 | 138.5 | .4 | -.1 |
| Letterpress printing inks | | 325910-1 | 06/84 | 169.3 | 168.9 | 169.0 | .8 | .1 |
| Gravure printing inks | | 325910-7 | 06/84 | 182.4 | 182.4 | 182.4 | 3.8 | 0 |
| Lithographic and offset printing inks | | 325910-9 | 06/84 | 141.2 | 142.2 | 142.1 | 4.9 | -.1 |
| Secondary products and miscellaneous receipts | | 325910-SM | | | | | | |
| Miscellaneous receipts | | 325910-M | 06/84 | 141.0 | 155.7 | 156.0 | 11.3 | .2 |
| Secondary products | | 325910-S | 06/84 | 167.1 | 169.1 | 168.9 | 2.2 | -.1 |
| Secondary products | | 325910-S | 06/84 | 111.7 | 120.2 | 120.2 | 8.1 | 0 |
| Explosives mfg | 32592 | | 12/06 | 101.2 | 102.9 | 103.9 | (³) | 1.0 |
| Explosives manufacturing | 325920 | | | | | | | |
| Primary products | | 325920-P | 12/80 | 257.4 | 261.7 | 264.2 | 3.0 | 1.0 |
| Explosives | | 325920-0 | 12/80 | 228.6 | 232.7 | 233.9 | 2.4 | .5 |
| Secondary products and miscellaneous receipts | | 325920-SM | | | | | | |
| Miscellaneous receipts | | 325920-M | 12/80 | 230.1 | 234.2 | 235.4 | 2.4 | .5 |
| Secondary products | | 325920-S | 12/95 | 374.8 | 379.3 | 391.0 | 3.9 | 3.1 |
| Secondary products | | 325920-S | 12/95 | 145.7 | 145.7 | 145.7 | 2.5 | 0 |
| All other chemical product & preparation mfg | 32599 | | 12/03 | 117.3 | 118.4 | 118.3 | 2.9 | -.1 |
| Custom compounding of purchased resins | 325991 | | | | | | | |
| Primary products | | 325991-P | 06/93 | 138.7 | 140.0 | 139.8 | 3.0 | -.1 |
| Custom compounding of purchased resins and color concentrates | | 325991-1 | 06/93 | 141.9 | 143.4 | 143.1 | 2.9 | -.2 |
| Custom compounding of purchased resins | | 325991-11 | 06/93 | 141.9 | 143.4 | 143.1 | 2.9 | -.2 |
| Plastics color concentrates | | 325991-12 | 06/93 | 145.4 | 147.0 | 146.6 | 3.8 | -.3 |
| Secondary products and miscellaneous receipts | | 325991-SM | 06/93 | 130.5 | 131.9 | (³) | (³) | (³) |
| Photographic film and chemical mfg | 325992 | | | | | | | |
| Primary products | | 325992-P | 12/03 | 104.1 | 104.3 | 104.1 | .6 | -.2 |
| Photographic sensitized film, plates, paper, & cloth, silver halide type (excluding X-ray) | | 325992-1 | 12/03 | 105.4 | 105.7 | 105.4 | .8 | -.3 |
| Sensitized photographic film, plates, paper & cloth, other than silver halide type (incl X-ray) | | 325992-3 | 01/00 | 95.5 | (³) | (³) | (³) | (³) |
| Prepared photographic chemicals | | 325992-5 | 12/03 | 105.0 | (³) | (³) | (³) | (³) |
| Secondary products and miscellaneous receipts | | 325992-SM | 12/83 | 80.9 | (³) | 80.9 | -.2 | (³) |
| Secondary products | | 325992-S | 12/03 | 96.1 | (³) | (³) | (³) | (³) |
| Other miscellaneous chemical product mfg | 325998 | | | | | | | |
| Primary products | | 325998-P | 06/85 | 176.5 | 179.2 | 179.3 | 4.4 | .1 |
| Water treating compounds | | 325998-A | 06/85 | 173.4 | 176.1 | 176.0 | 3.6 | -.1 |
| Automotive chemicals | | 325998-E | 06/85 | 163.9 | 164.7 | 164.7 | -.2 | 0 |
| All other chemical preparations, including essential oils and water-treating compounds | | 325998-J | 12/03 | 135.0 | 135.9 | (³) | (³) | (³) |
| Evaporated salt, (bulk, pressed blocks, and packaged), excluding table salt | | 325998-1 | 06/85 | 175.8 | 179.5 | 179.5 | 5.4 | 0 |
| Secondary products and miscellaneous receipts | | 325998-SM | 06/85 | 162.5 | (³) | 166.3 | 5.7 | (³) |

See footnotes at end of table.

Table 5. Producer price indexes for the net output of selected industries and their products, not seasonally adjusted
—Continued

| Industry and product ¹ | Industry code | Product code | Index base | Index | | | Percent change to May 2007 from: | |
|---|---------------|--------------|------------|------------------------|------------------------|-----------------------|----------------------------------|------------------|
| | | | | Jan. 2007 ² | Apr. 2007 ² | May 2007 ² | May 2006 | Apr. 2007 |
| Other miscellaneous chemical product mfg—Continued | | | | | | | | |
| Miscellaneous receipts | | 325998-M | 12/03 | 121.9 | 121.9 | 121.9 | 0.3 | 0.0 |
| Secondary products | | 325998-S | 06/85 | 219.3 | 225.7 | 226.5 | 15.8 | .4 |
| Plastics and rubber products mfg | 326 | | 12/84 | 149.9 | 149.4 | 149.5 | .5 | .1 |
| Plastics product mfg | 3261 | | 06/93 | 133.4 | 132.8 | 132.8 | -.3 | 0 |
| Unsupported plastics film, sheet, and bag mfg | 32611 | | 12/03 | 123.5 | 122.4 | 121.8 | -.3 | -.5 |
| Plastics bag manufacturing | 326111 | | 12/03 | 123.6 | 124.0 | 123.3 | -.6 | -.6 |
| Primary products | | 326111-P | 12/03 | 125.1 | 125.0 | 124.4 | -1.0 | -.5 |
| Single-web film specialty bags, pouches, and liners | | 326111-1 | 12/83 | 193.7 | 193.6 | 191.6 | -.4 | -1.0 |
| Secondary products and miscellaneous receipts | | 326111-SM | | | | | | |
| Secondary products | | 326111-S | 12/03 | 112.3 | 119.5 | 119.3 | 4.5 | -.2 |
| Plastics packaging film and sheet mfg | 326112 | | 12/03 | 111.2 | 111.2 | 111.2 | 0 | 0 |
| Primary products | | 326112-P | 12/03 | 112.2 | 112.2 | 112.2 | .2 | 0 |
| Single-web film, rolls, and sheets, including coextruded, for flexible packaging uses | | 326112-1 | 12/87 | 158.0 | 158.0 | 158.0 | .3 | 0 |
| Film-film multiweb laminated rolls and sheets, except foil, for flexible packaging uses | | 326112-3 | 12/87 | 150.0 | 150.0 | 150.0 | 0 | 0 |
| Secondary products and miscellaneous receipts | | 326112-SM | | | | | | |
| Secondary products | | 326112-S | 12/03 | 106.2 | 106.2 | (³) | (³) | (³) |
| Nonpackaging plastics film and sheet mfg | 326113 | | 06/93 | 150.7 | 148.0 | 147.0 | -.6 | -.7 |
| Primary products | | 326113-P | 12/82 | 181.2 | 179.0 | 178.4 | .1 | -.3 |
| Unlaminated plastics film and sheet | | 326113-0 | 12/82 | 181.2 | 179.0 | 178.4 | .1 | -.3 |
| Unlaminated polyethylene film and sheet | | 326113-01 | 06/93 | 204.5 | 192.8 | 193.0 | -2.8 | .1 |
| Unlaminated vinyl and vinyl copolymer film and sheet | | 326113-03 | 06/93 | 135.7 | 138.1 | 141.2 | 2.3 | 2.2 |
| Other unlaminated plastics film and sheet | | 326113-04 | 06/93 | 130.9 | 133.2 | 131.0 | 1.6 | -1.7 |
| Secondary products and miscellaneous receipts | | 326113-SM | | | | | | |
| Secondary products | | 326113-S | 06/93 | 124.4 | 117.4 | 113.4 | -4.9 | -3.4 |
| Plastics pipe/fitting/unsupported shapes mfg | 32612 | | 12/03 | 134.6 | 134.4 | 135.9 | -2.9 | 1.1 |
| Unlaminated plastics profile shape mfg | 326121 | | 06/93 | 118.3 | 116.5 | 117.0 | .7 | .4 |
| Primary products | | 326121-P | 12/82 | 152.7 | 150.1 | 150.7 | .6 | .4 |
| Unlaminated plastics profile shapes | | 326121-0 | 12/82 | 152.7 | 150.1 | 150.7 | .6 | .4 |
| Secondary products and miscellaneous receipts | | 326121-SM | | | | | | |
| Secondary products | | 326121-S | 06/93 | 141.3 | 141.3 | 141.3 | 1.1 | 0 |
| Plastics pipe and pipe fitting manufacturing | 326122 | | 06/93 | 194.1 | 195.4 | 198.5 | -4.9 | 1.6 |
| Primary products | | 326122-P | 12/82 | 185.5 | 186.6 | 189.7 | -5.2 | 1.7 |
| Plastics pipe | | 326122-1 | 12/82 | 190.0 | 190.9 | 194.6 | -5.7 | 1.9 |
| Plastics drain, waste and vent pipe | | 326122-11 | 06/87 | 132.1 | 136.7 | 141.1 | 1.9 | 3.2 |
| Plastics water pipe | | 326122-13 | 06/87 | 168.1 | 166.0 | 169.9 | -7.5 | 2.3 |
| Plastics industrial and mining pipe (incl. chemical processing, food processing) | | 326122-15 | 06/93 | 301.8 | 308.5 | 308.5 | 1.5 | 0 |
| Plastics sewer pipe | | 326122-16 | 06/87 | 161.6 | 170.3 | 168.8 | -11.0 | -.9 |
| Plastics oil and gas pipe | | 326122-17 | 07/93 | 145.6 | 122.7 | 117.9 | -11.5 | -3.9 |
| Other plastics pipe | | 326122-19 | 07/87 | 259.3 | 255.7 | 265.0 | -18.5 | 3.6 |
| Plastics pipe fittings and unions | | 326122-3 | 12/03 | 135.9 | 137.3 | 137.2 | -1.5 | -.1 |
| Secondary products and miscellaneous receipts | | 326122-SM | | | | | | |
| Miscellaneous receipts | | 326122-M | 12/99 | 116.0 | 121.7 | 121.7 | 10.8 | 0 |
| Laminated plastics plate, sheet, and shape mfg | 32613 | | 12/03 | 108.2 | 107.0 | 107.0 | -1.5 | 0 |
| Laminated plastics plate, sheet, and shapes | 326130 | | 06/93 | 134.6 | 133.1 | 133.1 | -1.5 | 0 |
| Primary products | | 326130-P | 12/82 | 174.7 | 172.3 | 172.4 | -1.5 | .1 |
| Plastics laminates (excluding flexible packaging) | | 326130-0 | 12/82 | 174.7 | 172.3 | 172.4 | -1.5 | .1 |
| Secondary products and miscellaneous receipts | | 326130-SM | | | | | | |
| Secondary products | | 326130-S | 06/93 | 126.9 | 127.4 | (³) | (³) | (³) |
| Polystyrene foam product mfg | 32614 | | 12/03 | 121.7 | 123.2 | 125.4 | 4.3 | 1.8 |
| Polystyrene foam product manufacturing | 326140 | | 12/03 | 121.7 | 123.3 | 125.4 | 4.3 | 1.7 |
| Primary products | | 326140-P | 12/03 | 121.8 | 123.5 | 126.0 | 4.8 | 2.0 |
| Packaging, polystyrene foam products | | 326140-2 | 12/03 | 116.1 | 115.8 | 115.7 | -.5 | -.1 |
| Polystyrene foam food containers | | 326140-21 | 06/06 | 99.9 | 99.2 | 100.2 | (³) | 1.0 |
| Polystyrene foam protective shipping pads/shaped cushioning/other foam packaging supplies | | 326140-22 | 06/06 | 99.7 | 100.1 | 98.7 | (³) | -1.4 |
| Building and construction polystyrene foam products | | 326140-3 | 12/03 | 111.8 | 111.7 | 111.5 | (³) | -.2 |
| Consumer and institutional polystyrene foam products | | 326140-5 | 12/82 | 163.0 | 168.6 | 175.5 | 10.2 | 4.1 |
| All other polystyrene foam products incl transportation application uses | | 326140-7 | 06/06 | 100.9 | 101.5 | 103.8 | (³) | 2.3 |
| Secondary products and miscellaneous receipts | | 326140-SM | | | | | | |
| Miscellaneous receipts | | 326140-M | 06/04 | 120.5 | 120.5 | 120.5 | (³) | 0 |

See footnotes at end of table.

Table 5. Producer price indexes for the net output of selected industries and their products, not seasonally adjusted
—Continued

| Industry and product ¹ | Industry code | Product code | Index base | Index | | | Percent change to May 2007 from: | |
|---|---------------|--------------|------------|------------------------|------------------------|-----------------------|----------------------------------|------------------|
| | | | | Jan. 2007 ² | Apr. 2007 ² | May 2007 ² | May 2006 | Apr. 2007 |
| Polystyrene foam product manufacturing—Continued | | | | | | | | |
| Secondary products | | 326140-S | 05/04 | 118.3 | (³) | 118.3 | (³) | (³) |
| Foam product (ex polystyrene) mfg | 32615 | | 12/03 | 137.1 | 132.5 | 130.9 | -2.4 | -1.2 |
| Urethane and other foam product mfg | 326150 | | 12/03 | 137.1 | 132.5 | 130.9 | -2.5 | -1.2 |
| Primary products | | 326150-P | 12/03 | 136.9 | 131.8 | 130.1 | -2.8 | -1.3 |
| Transportation polyurethane foam products | | 326150-1 | 12/82 | 160.1 | 159.9 | 160.0 | 2.4 | .1 |
| Packaging polyurethane foam products | | 326150-2 | 12/03 | 120.9 | 120.9 | 122.1 | 1.8 | 1.0 |
| Building and construction polyurethane foam | | 326150-3 | 12/03 | 123.7 | 123.7 | 123.7 | -1.2 | 0 |
| Furniture and furnishings polyurethane foam products | | 326150-4 | 12/82 | 230.3 | 212.9 | 206.8 | -6.2 | -2.9 |
| Consumer and institutional polyurethane foam products | | 326150-5 | 12/03 | 101.1 | 98.0 | 98.6 | -5.0 | .6 |
| All other miscellaneous polyurethane foam products | | 326150-6 | 12/03 | 103.8 | 103.8 | 103.8 | .3 | 0 |
| Products made of foam other than polystyrene or polyurethane, incl. vinyl | | 326150-9 | 12/99 | 120.1 | 119.3 | 119.9 | -1.0 | .5 |
| Secondary products and miscellaneous receipts | | 326150-SM | | | | | | |
| Secondary products | | 326150-S | 12/03 | 132.0 | 132.0 | 132.0 | .8 | 0 |
| Plastics bottle mfg | 32616 | | 12/03 | 117.6 | 118.5 | 116.8 | -.3 | -1.4 |
| Plastics bottle manufacturing | 326160 | | 06/93 | 132.5 | 133.6 | 131.7 | -.3 | -1.4 |
| Primary products | | 326160-P | 12/82 | 151.4 | 152.6 | 150.4 | -.1 | -1.4 |
| Plastic bottles | | 326160-0 | 06/87 | 144.3 | 145.4 | 143.3 | -.1 | -1.4 |
| Secondary products and miscellaneous receipts | | 326160-SM | | | | | | |
| Secondary products | | 326160-S | 06/93 | 141.8 | 141.9 | (³) | (³) | (³) |
| Other plastics product mfg | 32619 | | 12/03 | 112.0 | 111.7 | 111.8 | -.1 | .1 |
| Plastics plumbing fixture manufacturing | 326191 | | 06/93 | 128.3 | 128.1 | 128.3 | .3 | .2 |
| Primary products | | 326191-P | 06/93 | 128.5 | 128.2 | 128.4 | .5 | .2 |
| Plastics plumbing fixtures | | 326191-0 | 06/93 | 128.5 | 128.2 | 128.4 | .5 | .2 |
| Secondary products and miscellaneous receipts | | 326191-SM | | | | | | |
| Miscellaneous receipts | | 326191-M | 12/04 | 95.7 | 96.3 | (³) | (³) | (³) |
| Secondary products | | 326191-S | 12/04 | 96.9 | 96.9 | 96.9 | 0 | 0 |
| Resilient floor covering manufacturing | 326192 | | 12/85 | 153.4 | 154.0 | 153.1 | .1 | -.6 |
| Primary products | | 326192-P | 12/85 | 157.1 | 157.8 | 156.7 | .3 | -.7 |
| Resilient floor coverings | | 326192-0 | 12/85 | 157.1 | 157.8 | 156.7 | .3 | -.7 |
| Resilient floor covering, sheet flooring, including vinyl and rubber | | 326192-0110 | 06/06 | 101.2 | 102.0 | 100.8 | (³) | -1.2 |
| Resilient floor covering, tile, incl vinyl, vinyl composition, rubber, etc. | | 326192-0120 | 06/06 | 99.9 | 99.8 | 99.7 | (³) | -.1 |
| Secondary products and miscellaneous receipts | | 326192-SM | | | | | | |
| Miscellaneous receipts | | 326192-M | 06/06 | 96.0 | 96.0 | (³) | (³) | (³) |
| All other plastics product manufacturing | 326199 | | 06/93 | 124.0 | 123.5 | 123.7 | -.1 | .2 |
| Primary products | | 326199-P | 06/87 | 146.1 | 146.0 | 145.8 | -.1 | -.1 |
| All other reinforced and fiberglass plastics products | | 326199-A | 06/93 | 124.0 | 124.2 | 124.1 | .3 | -.1 |
| Consumer, institutional, & commercial fabricated plastics products (excl foam & wire coated) | | 326199-B | 06/93 | 122.6 | 121.8 | 121.8 | .7 | 0 |
| Transportation fabricated plastics products (excluding foam & reinforced plastics) | | 326199-1 | 06/93 | 99.2 | 99.2 | 99.2 | .2 | 0 |
| Electrical & electronic fabricated plastics (excl foam & reinforced plastics) | | 326199-2 | 12/82 | 118.9 | 118.9 | 118.9 | -.7 | 0 |
| Industrial machinery plastics products, excl foam (incl gears, bearings, bushings, cams) | | 326199-3 | 06/93 | 115.8 | 115.8 | 115.8 | .6 | 0 |
| Plastics packaging (excluding film and sheet, foam, and bottles) | | 326199-4 | 06/93 | 142.5 | 141.1 | 138.8 | -3.4 | -1.6 |
| Plastics dinnerware, tableware, kitchenware, & oven-microwave ware (excluding foam & cups) | | 326199-5 | 06/93 | 200.5 | (³) | (³) | (³) | (³) |
| Building & construction fabricated plastics products (excl foam, plumbing fixtures, hardware) | | 326199-8 | 12/03 | 109.5 | 109.4 | 110.4 | -.1 | .9 |
| Plastics shoe products, including taps, soles, slabs, and quarterlings | | 326199-9 | 06/84 | 153.5 | (³) | (³) | (³) | (³) |
| Secondary products and miscellaneous receipts | | 326199-SM | | | | | | |
| Miscellaneous receipts | | 326199-M | 12/99 | 99.2 | (³) | 98.4 | -.7 | (³) |
| Secondary products | | 326199-S | 06/93 | 133.9 | 133.9 | 133.9 | .2 | 0 |
| Rubber product mfg | 3262 | | 12/03 | 114.0 | 114.4 | 114.8 | 3.1 | .3 |
| Tire mfg | 32621 | | 06/81 | 127.2 | 127.0 | 128.0 | 4.5 | .8 |
| Tire manufacturing, except retreading | 326211 | | 06/81 | 127.2 | 127.0 | 128.0 | 4.5 | .8 |
| Primary products | | 326211-P | 06/81 | 121.2 | 120.9 | 121.8 | 4.3 | .7 |
| Solid and semi-pneumatic tires | | 326211-D | 12/03 | 116.6 | 116.6 | 116.6 | 2.9 | 0 |
| Tread rubber, tire sundries, and repair materials | | 326211-H | 06/81 | 172.7 | 172.7 | 172.8 | -1.4 | .1 |
| Passenger car pneumatic tires (casings) | | 326211-1 | 06/81 | 115.6 | 115.8 | 117.1 | 5.7 | 1.1 |
| Truck and bus (including off-the-highway) pneumatic tires | | 326211-3 | 06/81 | 110.3 | 109.3 | 109.7 | 3.6 | .4 |
| Other truck and bus pneumatic tires | | 326211-32 | 12/03 | 116.1 | 115.0 | 115.4 | 3.5 | .3 |
| Industrial and utility pneumatic tires (including garden) | | 326211-9 | 12/03 | 102.9 | 100.6 | 100.6 | -1.9 | 0 |
| Secondary products and miscellaneous receipts | | 326211-SM | | | | | | |
| Miscellaneous receipts | | 326211-M | 12/03 | 117.9 | (³) | 129.8 | (³) | (³) |

See footnotes at end of table.

Table 5. Producer price indexes for the net output of selected industries and their products, not seasonally adjusted
—Continued

| Industry and product ¹ | Industry code | Product code | Index base | Index | | | Percent change to May 2007 from: | |
|---|---------------|--------------|------------|------------------------|------------------------|-----------------------|----------------------------------|------------------|
| | | | | Jan. 2007 ² | Apr. 2007 ² | May 2007 ² | May 2006 | Apr. 2007 |
| Rubber and plastics hose and belting | 32622 | | 12/03 | 112.8 | 113.1 | 113.1 | 2.4 | 0.0 |
| Rubber and plastics hose and belting mfg | 326220 | | 12/81 | 180.4 | 180.9 | 180.8 | 2.4 | -.1 |
| Primary products | | 326220-P | 12/81 | 179.4 | 179.9 | 179.8 | 2.5 | -.1 |
| Industrial rubber and plastics hose without fittings | | 326220-A | 12/04 | 108.1 | 108.1 | 108.0 | 3.1 | -.1 |
| Rubber and plastics water hose (including fire, irrigation, and other water hose) | | 326220-B | 12/04 | 118.2 | (³) | (³) | (³) | (³) |
| Rubber and plastics garden hose (with or without fittings) | | 326220-C | 12/81 | 162.8 | 162.8 | 162.8 | -.1 | 0 |
| Flat rubber and plastics belts and belting | | 326220-1 | 12/81 | 196.8 | 196.8 | 196.8 | 4.4 | 0 |
| Rubber and plastics transmission belts and belting other than flat | | 326220-2 | 12/81 | 154.3 | 154.3 | 154.3 | -.1 | 0 |
| Rubber and plastics inner tube type airhose other than pneumatic power transfer | | 326220-7 | 12/04 | 112.3 | 120.9 | 120.9 | 7.4 | 0 |
| All other pneumatic and hydraulic hose, made of rubber and other materials | | 326220-8 | 12/04 | 107.1 | 107.9 | 107.9 | 5.1 | 0 |
| Hose for on- and off-highway motor vehicles (made of rubber and other materials) | | 326220-9 | 12/04 | 101.3 | 101.3 | 101.3 | .9 | 0 |
| Secondary products and miscellaneous receipts | | 326220-SM | | | | | | |
| Miscellaneous receipts | | 326220-M | 12/04 | 111.7 | 111.7 | (³) | (³) | (³) |
| Secondary products | | 326220-S | 12/81 | 222.2 | 222.7 | 222.7 | 1.8 | 0 |
| Other rubber product mfg | 32629 | | 12/88 | 131.6 | 132.7 | 132.7 | 1.8 | 0 |
| Rubber product mfg. for mechanical use | 326291 | | 12/88 | 121.6 | 122.9 | 123.0 | 1.1 | .1 |
| Primary products | | 326291-P | 12/88 | 118.5 | 120.0 | 120.1 | 1.3 | .1 |
| Molded rubber mechanical goods automotive | | 326291-1 | 06/83 | 100.4 | 102.6 | 102.8 | 2.4 | .2 |
| Molded rubber mechanical goods, transportation (excl. automotive) & off-hwy machinery & equip | | 326291-2 | 12/03 | 107.9 | 107.9 | 107.9 | -.1 | 0 |
| Other molded rubber mechanical goods | | 326291-3 | 12/03 | 110.2 | 110.2 | 110.2 | .8 | 0 |
| Extruded rubber mechanical goods, automotive, excluding tubing | | 326291-4 | 06/83 | 79.9 | 79.9 | 79.9 | -2.1 | 0 |
| Other extruded rubber mechanical goods (excluding automotive) | | 326291-5 | 12/03 | 109.4 | 109.4 | 109.4 | 2.1 | 0 |
| Other lathe-cut rubber mechanical goods (excluding automotive and transportation) | | 326291-7 | 12/04 | 132.9 | 138.5 | 138.5 | 4.2 | 0 |
| Secondary products and miscellaneous receipts | | 326291-SM | | | | | | |
| Secondary products | | 326291-S | 06/83 | 156.9 | 157.4 | 157.4 | -.3 | 0 |
| All other rubber product manufacturing | 326299 | | 06/83 | 152.4 | 153.4 | 153.3 | 2.3 | -.1 |
| Primary products | | 326299-P | 06/83 | 151.9 | 152.6 | 152.5 | 2.2 | -.1 |
| Rubber druggist and medical sundries, excluding household gloves | | 326299-A | 12/03 | 106.8 | 106.8 | 106.8 | .7 | 0 |
| All other miscellaneous rubber goods | | 326299-B | 06/83 | 145.0 | 146.6 | 146.6 | 3.4 | 0 |
| Rubber sponge, expanded and foam rubber products | | 326299-1 | 06/83 | 165.2 | 165.3 | 165.3 | 2.5 | 0 |
| Rubber floor and wall coverings | | 326299-3 | 06/83 | 133.7 | 135.3 | 135.3 | 2.0 | 0 |
| Rubber compounds or mixtures for sale or interplant transfer | | 326299-6 | 06/83 | 144.1 | 144.6 | 144.4 | 3.4 | -.1 |
| All other industrial rubber products | | 326299-7 | 06/83 | 173.8 | 174.4 | 174.1 | 1.3 | -.2 |
| Secondary products and miscellaneous receipts | | 326299-SM | | | | | | |
| Miscellaneous receipts | | 326299-M | 06/83 | 177.0 | 179.0 | 179.0 | (³) | 0 |
| Secondary products | | 326299-S | 06/83 | 141.1 | 142.9 | 143.0 | 1.8 | .1 |
| Nonmetallic mineral product manufacturing | 327 | | 12/84 | 166.3 | 167.1 | 166.9 | 2.2 | -.1 |
| Clay product and refractory manufacturing | 3271 | | 12/03 | 112.1 | 113.1 | 113.1 | 2.6 | 0 |
| Pottery, ceramics, and plumbing fixture mfg | 32711 | | 12/84 | 161.7 | 164.0 | 164.0 | 2.8 | 0 |
| Vitreous china plumbing fixture manufacturing | 327111 | | 06/85 | 134.7 | 138.8 | 138.8 | 4.8 | 0 |
| Primary products | | 327111-P | 06/85 | 125.0 | 127.5 | 127.5 | 2.2 | 0 |
| Vitreous plumbing fixtures | | 327111-0 | 12/03 | 101.6 | 103.6 | 103.6 | 2.3 | 0 |
| Secondary products and miscellaneous receipts | | 327111-SM | | | | | | |
| Vitreous china and earthenware articles mfg | 327112 | | 12/03 | 106.3 | 107.2 | 107.2 | 2.1 | 0 |
| Primary products | | 327112-P | 12/03 | 107.7 | 108.8 | 108.8 | 2.0 | 0 |
| Vitreous china, porcelain, and earthenware (semivitreous) table and kitchenware | | 327112-1 | 12/06 | 100.6 | 101.5 | 101.5 | (³) | 0 |
| All other pottery products (including china decorated for the trade) | | 327112-6 | 12/06 | 100.8 | 102.0 | 102.0 | (³) | 0 |
| Secondary products and miscellaneous receipts | | 327112-SM | | | | | | |
| Secondary products | | 327112-S | 12/03 | (³) | (³) | (³) | (³) | (³) |
| Porcelain electrical supply manufacturing | 327113 | | 12/85 | 175.2 | 175.9 | 175.9 | 2.1 | 0 |
| Primary products | | 327113-P | 12/85 | 175.4 | 176.5 | 176.3 | 2.2 | -.1 |
| Porcelain electrical supplies, steatite, and other ceramic electrical products | | 327113-0 | 12/03 | 110.5 | 111.2 | 111.1 | 2.2 | -.1 |
| Secondary products and miscellaneous receipts | | 327113-SM | | | | | | |
| Clay building material and refractories mfg | 32712 | | 12/03 | 116.5 | 117.2 | 117.2 | 2.5 | 0 |
| Brick and structural clay tile manufacturing | 327121 | | 12/84 | 192.7 | 192.9 | 192.7 | 1.5 | -.1 |
| Primary products | | 327121-P | 12/84 | 195.3 | 195.3 | 195.0 | 1.4 | -.2 |
| Building or common brick | | 327121-01 | 12/84 | 196.1 | 196.1 | 195.8 | 1.4 | -.2 |
| Glazed brick and other brick (paving, floor, and sewer) | | 327121-02 | 12/04 | 117.6 | 117.6 | 117.6 | .8 | 0 |
| Secondary products and miscellaneous receipts | | 327121-SM | | | | | | |

See footnotes at end of table.

Table 5. Producer price indexes for the net output of selected industries and their products, not seasonally adjusted
—Continued

| Industry and product ¹ | Industry code | Product code | Index base | Index | | | Percent change to May 2007 from: | |
|---|---------------|--------------|------------|------------------------|------------------------|-----------------------|----------------------------------|------------------|
| | | | | Jan. 2007 ² | Apr. 2007 ² | May 2007 ² | May 2006 | Apr. 2007 |
| Brick and structural clay tile manufacturing—Continued | | | | | | | | |
| Miscellaneous receipts | | 327121-M | 12/84 | 167.8 | 171.3 | 171.3 | 3.7 | 0.0 |
| Ceramic wall and floor tile manufacturing | 327122 | | 06/85 | 90.9 | 90.8 | 90.9 | -.7 | .1 |
| Primary products | | 327122-P | 06/85 | 95.5 | 95.3 | 95.6 | -.3 | .3 |
| Ceramic wall and floor tile | | 327122-0 | 06/85 | 95.5 | 95.3 | 95.6 | -.3 | .3 |
| Secondary products and miscellaneous receipts | | 327122-SM | | | | | | |
| Miscellaneous receipts | | 327122-M | 06/91 | 46.9 | (³) | (³) | (³) | (³) |
| Secondary products | | 327122-S | 06/91 | 126.4 | 126.1 | 127.2 | 1.8 | .9 |
| Other structural clay product manufacturing | 327123 | | 12/85 | 183.4 | 188.6 | 188.6 | 3.7 | 0 |
| Primary products | | 327123-P | 12/85 | 186.9 | 193.1 | 193.1 | 4.3 | 0 |
| Vitrified clay sewer pipe and fittings | | 327123-1 | 12/85 | 165.5 | 176.7 | 176.7 | 7.9 | 0 |
| All other structural clay products, except clay refractories, n.e.c. | | 327123-4 | 12/85 | 182.1 | 185.8 | 185.8 | 3.2 | 0 |
| Secondary products and miscellaneous receipts | | 327123-SM | | | | | | |
| Clay refractory manufacturing | 327124 | | 12/85 | 199.2 | 200.9 | 201.1 | 5.2 | .1 |
| Primary products | | 327124-P | 12/85 | 196.3 | 198.0 | 198.0 | 5.5 | 0 |
| Clay refractories | | 327124-0 | 12/04 | 118.9 | 120.0 | 120.0 | 5.5 | 0 |
| Secondary products and miscellaneous receipts | | 327124-SM | | | | | | |
| Miscellaneous receipts | | 327124-M | 12/04 | 99.8 | 99.8 | (³) | (³) | (³) |
| Nonclay refractory manufacturing | 327125 | | 12/85 | 153.5 | 155.7 | 155.5 | 3.4 | -.1 |
| Primary products | | 327125-P | 12/85 | 158.2 | 160.9 | 160.6 | 3.3 | -.2 |
| Nonclay refractory manufacturing | | 327125-0 | 12/04 | 111.4 | 113.3 | 113.1 | 3.3 | -.2 |
| Secondary products and miscellaneous receipts | | 327125-SM | | | | | | |
| Miscellaneous receipts | | 327125-M | 02/93 | 114.3 | 114.3 | 114.3 | 7.3 | 0 |
| Secondary products | | 327125-S | 12/85 | 133.5 | 133.9 | 133.8 | .9 | -.1 |
| Glass and glass product manufacturing | 3272 | | 12/03 | 105.2 | 105.6 | 105.6 | 1.7 | 0 |
| Glass and glass product manufacturing | 32721 | | 12/03 | 105.2 | 105.6 | 105.6 | 1.7 | 0 |
| Flat glass manufacturing | 327211 | | 12/80 | 96.5 | 97.0 | 96.7 | -.9 | -.3 |
| Primary products | | 327211-P | 12/80 | 96.1 | 96.6 | 96.4 | -.8 | -.2 |
| Flat glass (float, sheet, and plate), made by flat glass producers | | 327211-1 | 12/80 | 103.5 | 104.4 | 104.0 | -1.9 | -.4 |
| Other glass products made by flat glass producers | | 327211-4 | 12/06 | 101.1 | 101.1 | 101.1 | (³) | 0 |
| Secondary products and miscellaneous receipts | | 327211-SM | | | | | | |
| Miscellaneous receipts | | 327211-M | 12/94 | 102.2 | 102.2 | 102.2 | (³) | 0 |
| Other pressed and blown glass and glassware | 327212 | | 06/83 | 128.4 | 128.3 | 127.9 | .3 | -.3 |
| Primary products | | 327212-P | 06/83 | 127.6 | 127.4 | 127.0 | 0 | -.3 |
| Machine-made pressed and blown table, kitchen, art, and novelty glassware .. | | 327212-A | 06/83 | 168.4 | 170.2 | 169.1 | 3.3 | -.6 |
| Machine-made pressed and blown lighting, automotive, and electronic glassware | | 327212-5 | 06/83 | 114.0 | 115.3 | (³) | (³) | (³) |
| All other machine-made pressed and blown glassware, made by glass producers | | 327212-7 | 12/04 | 100.7 | 100.9 | 100.9 | 1.0 | 0 |
| Glass fiber mat, textile-type, made by establishments producing glass | | 327212-8 | 06/83 | 89.1 | 87.0 | 86.7 | -4.1 | -.3 |
| Handmade pressed and blown glass and glassware, made by glass producers | | 327212-9 | 12/04 | 105.6 | 106.5 | (³) | (³) | (³) |
| Secondary products and miscellaneous receipts | | 327212-SM | | | | | | |
| Miscellaneous receipts | | 327212-M | 12/91 | 138.7 | 138.7 | (³) | (³) | (³) |
| Secondary products | | 327212-S | 06/83 | 107.6 | (³) | (³) | (³) | (³) |
| Glass container manufacturing | 327213 | | 06/82 | 155.7 | 157.2 | 157.6 | 4.3 | .3 |
| Primary products | | 327213-P | 06/82 | 156.3 | 157.7 | 158.1 | 4.3 | .3 |
| Glass containers (including value of packaging) | | 327213-0 | 12/03 | 112.4 | 113.4 | 113.7 | 4.2 | .3 |
| Glass product mfg. made of purchased glass | 327215 | | 06/83 | 140.0 | 140.1 | 140.5 | 2.0 | .3 |
| Primary products | | 327215-P | 06/83 | 138.3 | 138.4 | 138.7 | 1.8 | .2 |
| Other glass products, made from purchased glass | | 327215-B | 06/83 | 130.8 | 131.0 | 131.3 | 1.8 | .2 |
| Machine-made pressed & blown table, kitchen, art & novelty glassware, made from purchased glass | | 327215-1 | 12/04 | 103.4 | 103.4 | 103.4 | 0 | 0 |
| All other machine-made pressed and blown glassware, made from purchased glass | | 327215-2 | 12/04 | 101.6 | 101.2 | 101.6 | .5 | .4 |
| Handmade pressed and blown glassware, made from purchased glass | | 327215-4 | 12/04 | 97.2 | (³) | (³) | (³) | (³) |
| Mirrors (decorated and undecorated), made from purchased glass | | 327215-9 | 06/83 | 154.2 | 154.5 | 154.9 | 4.1 | .3 |
| Secondary products and miscellaneous receipts | | 327215-SM | | | | | | |
| Miscellaneous receipts | | 327215-M | 12/83 | 183.1 | 177.6 | 178.4 | -1.4 | .5 |
| Secondary products | | 327215-S | 06/83 | 147.7 | 154.7 | 154.7 | 9.2 | 0 |
| Cement and concrete product manufacturing | 3273 | | 12/03 | 130.4 | 131.4 | 131.7 | 4.2 | .2 |
| Cement manufacturing | 32731 | | 06/82 | 206.3 | 208.0 | 210.1 | 6.3 | 1.0 |
| Cement manufacturing | 327310 | | 06/82 | 206.3 | 208.0 | 210.2 | 6.4 | 1.1 |
| Primary products | | 327310-P | 06/82 | 205.4 | 207.2 | 209.4 | 6.3 | 1.1 |

See footnotes at end of table.

Table 5. Producer price indexes for the net output of selected industries and their products, not seasonally adjusted
—Continued

| Industry and product ¹ | Industry code | Product code | Index base | Index | | | Percent change to May 2007 from: | |
|--|---------------|--------------|------------|------------------------|------------------------|-----------------------|----------------------------------|------------------|
| | | | | Jan. 2007 ² | Apr. 2007 ² | May 2007 ² | May 2006 | Apr. 2007 |
| Cement manufacturing—Continued | | | | | | | | |
| Cement, hydraulic | | 327310-0 | 06/89 | 203.1 | 204.8 | 207.1 | 6.4 | 1.1 |
| Normal portland cement ASTM type I, hydraulic | | 327310-01 | 12/03 | 138.0 | 139.7 | 142.0 | (³) | 1.6 |
| Portland cement ASTM type II, hydraulic | | 327310-02 | 06/05 | 119.5 | 118.0 | 119.3 | (³) | 1.1 |
| Other portland hydraulic cement | | 327310-03 | 06/05 | 116.9 | 120.4 | 120.2 | (³) | -2 |
| Other cement | | 327310-04 | 12/03 | 135.2 | 136.9 | 135.9 | (³) | -7 |
| Secondary products and miscellaneous receipts | | 327310-SM | | | | | | |
| Ready-mix concrete manufacturing | 32732 | | 12/03 | 134.9 | 135.5 | 134.9 | 3.8 | -4 |
| Ready-mix concrete manufacturing | 327320 | | 06/81 | 209.2 | 210.1 | 209.2 | 3.8 | -4 |
| Primary products | | 327320-P | 06/81 | 208.0 | 208.8 | 208.0 | 4.4 | -4 |
| Ready-mixed concrete | | 327320-0 | 06/81 | 208.0 | 208.8 | 208.0 | 4.4 | -4 |
| Secondary products and miscellaneous receipts | | 327320-SM | | | | | | |
| Miscellaneous receipts | | 327320-M | 06/81 | 195.6 | 197.1 | 195.5 | -9.8 | -8 |
| Secondary products | | 327320-S | 06/81 | 232.9 | 237.4 | 236.7 | 6.3 | -3 |
| Concrete pipe, brick, and block manufacturing | 32733 | | 12/03 | 119.0 | 120.5 | 120.6 | 3.2 | .1 |
| Concrete block and brick manufacturing | 327331 | | 06/81 | 205.7 | 208.5 | 208.9 | 4.9 | .2 |
| Primary products | | 327331-P | 06/81 | 213.6 | 216.5 | 217.0 | 4.7 | .2 |
| Concrete block and brick | | 327331-0 | 12/06 | 101.3 | 102.6 | 102.9 | (³) | .3 |
| Structural block, lightweight units (weighing less than 105 lbs per cubic foot) (dry weight) | | 327331-01 | 06/81 | 191.6 | 192.9 | 194.2 | (³) | .7 |
| Structural block, mediumweight units (weighing 105 - 124 lbs per cubic foot) (dry weight) | | 327331-02 | 06/81 | 237.8 | 241.2 | 239.4 | 6.0 | -7 |
| Structural block, normalweight units (weighing 125 lbs or more per cubic foot) (dry weight) | | 327331-03 | 06/81 | 237.3 | 239.5 | 240.5 | 3.9 | .4 |
| Decorative block (such as screen, split, slump, shadowal, etc) | | 327331-04 | 06/81 | 194.4 | 196.6 | 197.0 | 6.1 | .2 |
| Concrete pavers (incl. grid, interlocking, etc.) | | 327331-05 | 06/81 | 216.1 | 218.6 | 219.3 | 4.9 | .3 |
| Concrete brick | | 327331-06 | 06/81 | 173.4 | 188.5 | 188.5 | 11.3 | 0 |
| Secondary products and miscellaneous receipts | | 327331-SM | | | | | | |
| Miscellaneous receipts | | 327331-M | 06/81 | 176.7 | 179.3 | 179.3 | 6.9 | 0 |
| Secondary products | | 327331-S | 06/81 | 196.6 | 199.2 | 199.0 | 2.4 | -1 |
| Concrete pipe manufacturing | 327332 | | 12/03 | 116.0 | 117.1 | 117.1 | .7 | 0 |
| Primary products | | 327332-P | 12/03 | 116.5 | 117.8 | 117.8 | 2.9 | 0 |
| Concrete pipe | | 327332-0 | 12/03 | 116.5 | 117.8 | 117.8 | 2.9 | 0 |
| Concrete culvert pipe | | 327332-01 | 12/99 | 119.0 | 119.2 | 119.1 | 2.6 | -1 |
| Concrete storm sewer pipe | | 327332-02 | 12/99 | 145.2 | 146.2 | 146.2 | 3.5 | 0 |
| Concrete pipe, except concrete culvert and storm sewer pipe | | 327332-03 | 06/94 | 158.6 | 161.4 | 161.4 | 2.3 | 0 |
| Secondary products and miscellaneous receipts | | 327332-SM | | | | | | |
| Miscellaneous receipts | | 327332-M | 12/79 | (³) | (³) | (³) | (³) | (³) |
| Other concrete product manufacturing | 32739 | | 12/03 | 123.5 | 125.3 | 127.1 | 4.9 | 1.4 |
| Other concrete product manufacturing | 327390 | | 12/03 | 123.5 | 125.3 | 127.1 | 4.9 | 1.4 |
| Primary products | | 327390-P | 12/03 | 122.3 | 124.2 | 126.3 | 5.2 | 1.7 |
| Precast concrete products | | 327390-1 | 12/79 | 219.6 | 223.1 | 227.8 | 5.8 | 2.1 |
| Precast slabs and tile, roof and floor units | | 327390-11 | 07/85 | 200.4 | 207.6 | 207.5 | 6.7 | 0 |
| Precast architectural wall panels | | 327390-12 | 11/84 | 191.9 | 194.4 | 193.8 | .7 | -3 |
| Burial vaults and boxes | | 327390-13 | 12/79 | 249.3 | 249.7 | 249.7 | 4.3 | 0 |
| Precast concrete products, except burial vaults and boxes, slabs, and arch. wall panels | | 327390-14 | 12/79 | 202.4 | 205.3 | 213.0 | 7.6 | 3.8 |
| Prestressed concrete products | | 327390-4 | 12/79 | 228.4 | 232.0 | 231.8 | 2.6 | -1 |
| Prestressed bridge beams | | 327390-41 | 12/79 | 198.2 | 204.7 | 203.4 | 5.6 | -6 |
| Prestressed concrete solid and hollow cored slabs and panels | | 327390-42 | 12/79 | 330.7 | 341.2 | 341.3 | 4.3 | 0 |
| Prestressed concrete products, except bridge beams and solid and hollow cored slabs and panels | | 327390-43 | 06/94 | 164.6 | 165.1 | 165.3 | 1.0 | .1 |
| Secondary products and miscellaneous receipts | | 327390-SM | | | | | | |
| Miscellaneous receipts | | 327390-M | 12/79 | 352.5 | 353.2 | 349.5 | 1.2 | -1.0 |
| Secondary products | | 327390-S | 12/79 | 255.8 | 259.2 | 259.2 | 5.2 | 0 |
| Lime and gypsum product manufacturing | 3274 | | 12/03 | 142.3 | 138.1 | 131.7 | -10.5 | -4.6 |
| Lime manufacturing | 32741 | | 12/03 | 126.2 | 130.2 | 129.8 | 6.4 | -3 |
| Lime manufacturing | 327410 | | 12/85 | 162.2 | 167.4 | 166.9 | 6.4 | -3 |
| Primary products | | 327410-P | 12/85 | 167.9 | 173.0 | 172.5 | 6.4 | -3 |
| Lime | | 327410-0 | 12/04 | 122.3 | 126.0 | 125.6 | 6.4 | -3 |
| Secondary products and miscellaneous receipts | | 327410-SM | | | | | | |
| Secondary products | | 327410-S | 08/92 | 110.7 | 118.6 | 118.1 | 7.7 | -4 |
| Gypsum product manufacturing | 32742 | | 12/03 | 147.0 | 140.8 | 132.9 | -13.9 | -5.6 |
| Gypsum product manufacturing | 327420 | | 06/81 | 240.7 | 230.5 | 217.6 | -13.9 | -5.6 |
| Primary products | | 327420-P | 06/81 | 252.3 | 241.2 | 227.6 | -14.2 | -5.6 |

See footnotes at end of table.

Table 5. Producer price indexes for the net output of selected industries and their products, not seasonally adjusted
—Continued

| Industry and product ¹ | Industry code | Product code | Index base | Index | | | Percent change to May 2007 from: | |
|--|---------------|--------------|------------|------------------------|------------------------|-----------------------|----------------------------------|------------------|
| | | | | Jan. 2007 ² | Apr. 2007 ² | May 2007 ² | May 2006 | Apr. 2007 |
| Gypsum product manufacturing—Continued | | | | | | | | |
| Gypsum building materials | | 327420-1 | 12/93 | 217.2 | 204.3 | 192.6 | -17.0 | -5.7 |
| Other gypsum products | | 327420-5 | 01/00 | 141.8 | (³) | (³) | (³) | (³) |
| Secondary products and miscellaneous receipts | | 327420-SM | | | | | | |
| Other nonmetallic mineral products | 3279 | | 12/84 | 151.7 | 152.2 | 152.3 | 1.8 | .1 |
| Abrasive product manufacturing | 32791 | | 12/03 | 109.2 | 109.9 | 109.9 | 3.1 | 0 |
| Abrasive product manufacturing | 327910 | | 12/80 | 182.2 | 183.5 | 183.4 | 3.1 | -1 |
| Primary products | | 327910-P | 12/80 | 176.6 | 178.1 | 177.9 | 3.2 | -1 |
| Nonmetallic sized grains, powders, and flour abrasives | | 327910-1 | 06/87 | 109.3 | 109.3 | (³) | (³) | (³) |
| Nonmetallic abrasive products (including diamond abrasives) | | 327910-4 | 12/80 | 181.1 | 182.0 | 182.0 | 3.5 | 0 |
| Nonmetallic coated abrasive products, buffing wheels, polishing wheels, and laps | | 327910-7 | 12/80 | 230.4 | 233.6 | 233.2 | 4.0 | -2 |
| Secondary products and miscellaneous receipts | | 327910-SM | | | | | | |
| Miscellaneous receipts | | 327910-M | 12/80 | 238.0 | 236.8 | 236.7 | 4.1 | 0 |
| Secondary products | | 327910-S | 12/80 | 183.5 | 183.5 | 185.9 | 2.3 | 1.3 |
| All other nonmetallic mineral product mfg | 32799 | | 12/03 | 115.3 | 115.6 | 115.7 | 1.4 | .1 |
| Cut stone and stone product manufacturing | 327991 | | 12/84 | 153.8 | 155.1 | 154.7 | .5 | -3 |
| Primary products | | 327991-P | 12/84 | 149.2 | 150.3 | 149.9 | .3 | -3 |
| Dressed dimension granite (including gneiss, syenite, diorite, and cut granite) | | 327991-1 | 12/84 | 141.0 | 141.3 | 141.5 | -6 | .1 |
| Dressed dimension limestone (incl dolomite, travertine, calcareous, & tufa) | | 327991-4 | 12/84 | 162.2 | 167.7 | 164.9 | 7.9 | -1.7 |
| Dressed dimension marble and other stone | | 327991-7 | 12/84 | 154.4 | 154.4 | 154.4 | -2.7 | 0 |
| Secondary products and miscellaneous receipts | | 327991-SM | | | | | | |
| Miscellaneous receipts | | 327991-M | 02/97 | (³) | (³) | (³) | (³) | (³) |
| Secondary products | | 327991-S | 12/84 | 163.0 | 171.8 | 171.8 | 5.4 | 0 |
| Ground or treated minerals and earths mfg | 327992 | | 06/85 | 167.1 | 169.4 | 168.7 | 4.9 | -4 |
| Primary products | | 327992-P | 06/85 | 164.2 | 166.6 | 165.9 | 5.2 | -4 |
| Minerals and earths, ground or treated | | 327992-0 | 06/85 | 164.2 | 166.6 | 165.9 | 5.2 | -4 |
| Secondary products and miscellaneous receipts | | 327992-SM | | | | | | |
| Secondary products | | 327992-S | 06/85 | 196.4 | 199.4 | (³) | (³) | (³) |
| Mineral wool manufacturing | 327993 | | 12/81 | 152.2 | 151.0 | 150.7 | -3.6 | -2 |
| Primary products | | 327993-P | 12/81 | 150.0 | 148.8 | 148.5 | -3.8 | -2 |
| Mineral wool for structural insulation | | 327993-1 | 12/81 | 137.8 | 135.5 | 135.2 | -6.7 | -2 |
| Loose fiber and granulated fiber | | 327993-11 | 12/81 | 114.9 | 113.9 | 112.6 | -3 | -1.1 |
| Building batts, blankets, and rolls R-19.0 or over | | 327993-12 | 05/82 | 139.3 | 133.8 | 137.2 | -8.6 | 2.5 |
| Building batts, blankets, and rolls R-18.9 or less | | 327993-13 | 12/81 | 132.3 | 130.1 | 125.8 | -13.3 | -3.3 |
| Acoustical | | 327993-14 | 12/81 | 110.7 | (³) | (³) | (³) | (³) |
| Other mineral wool for structural insulation, including insulating board | | 327993-15 | 12/81 | 155.4 | (³) | 157.1 | 1.6 | (³) |
| Mineral wool for industrial, equipment, and appliance insulation | | 327993-4 | 12/81 | 164.4 | 166.3 | 165.7 | 3.9 | -4 |
| Blankets (flexible) including fabricated pieces, rolls, and batts | | 327993-41 | 12/81 | 186.5 | 183.5 | 181.5 | -3.8 | -1.1 |
| Molded insulation (such as special automotive, appliance, and aerospace items) | | 327993-42 | 12/97 | 97.5 | 97.5 | 97.5 | 6.9 | 0 |
| Other mineral wool for industrial equipment, and appliance insulation | | 327993-43 | 12/97 | 127.3 | (³) | (³) | (³) | (³) |
| Secondary products and miscellaneous receipts | | 327993-SM | | | | | | |
| Miscellaneous receipts | | 327993-M | 03/88 | 227.3 | 224.1 | 224.1 | -1.2 | 0 |
| Miscellaneous nonmetallic mineral products | 327999 | | 12/03 | 120.5 | 122.0 | 123.8 | 11.4 | 1.5 |
| Primary products | | 327999-P | 12/03 | 122.0 | 122.7 | 123.3 | 10.8 | .5 |
| Nonmetallic mineral products, n.e.c. | | 327999-0 | 12/03 | 122.0 | 122.7 | 123.3 | 10.8 | .5 |
| Dry-mixed concrete materials incl. sand, gravel, mortar and cement premixes | | 327999-02 | 06/06 | 104.2 | 104.9 | 105.7 | (³) | .8 |
| Other nonmetallic mineral products | | 327999-03 | 06/06 | 102.8 | 102.8 | 102.8 | (³) | 0 |
| Secondary products and miscellaneous receipts | | 327999-SM | | | | | | |
| Secondary products | | 327999-S | 12/85 | 179.6 | 201.1 | 197.1 | (³) | -2.0 |
| Primary metal mfg | 331 | | 12/84 | 183.6 | 196.6 | 196.8 | 10.3 | .1 |
| Iron & steel mills & ferroalloy mfg | 3311 | | 12/03 | 152.8 | 172.8 | 170.0 | 18.5 | -1.6 |
| Iron & steel mills & ferroalloy mfg | 33111 | | 12/03 | 152.8 | 172.8 | 170.0 | 18.5 | -1.6 |
| Iron and steel mills | 331111 | | 06/82 | 163.5 | 185.0 | 181.9 | 18.6 | -1.7 |
| Primary products | | 331111-P | 06/82 | 162.9 | 184.9 | 181.1 | 18.6 | -2.1 |
| Steel pipe and tube, made in steel mills producing semifinished shapes or plate | | 331111-B | 06/82 | 177.4 | 177.9 | 176.5 | 0 | -8 |
| Cold rolled steel sheet and strip | | 331111-D | 06/82 | 224.7 | 282.5 | 262.2 | 54.0 | -7.2 |
| Cold finished steel bars | | 331111-F | 06/82 | 187.2 | 214.9 | 205.6 | 24.4 | -4.3 |
| Other steel mill products, including steel rails, made in steel mills | | 331111-L | 12/03 | 158.9 | (³) | (³) | (³) | (³) |
| Coke oven and blast furnace products | | 331111-1 | 06/05 | (³) | (³) | (³) | (³) | (³) |
| Steel ingots and semifinished products | | 331111-3 | 06/82 | 235.0 | 271.8 | 270.5 | 15.3 | -5 |
| Hot rolled steel sheet and strip, including tin mill products | | 331111-5 | 06/82 | 135.1 | 143.2 | 142.1 | 6.8 | -8 |

See footnotes at end of table.

Table 5. Producer price indexes for the net output of selected industries and their products, not seasonally adjusted
—Continued

| Industry and product ¹ | Industry code | Product code | Index base | Index | | | Percent change to May 2007 from: | |
|--|---------------|--------------|------------|------------------------|------------------------|-----------------------|----------------------------------|------------------|
| | | | | Jan. 2007 ² | Apr. 2007 ² | May 2007 ² | May 2006 | Apr. 2007 |
| Iron and steel mills—Continued | | | | | | | | |
| Hot rolled steel bars, plates, and structural shapes | | 331111-7 | 06/82 | 173.3 | 192.4 | 195.1 | 17.1 | 1.4 |
| Steel wire, made in steel mills producing wire rods or hot rolled bars | | 331111-9 | 06/82 | 221.7 | 253.0 | 260.2 | 25.5 | 2.8 |
| Secondary products and miscellaneous receipts | | 331111-SM | | | | | | |
| Miscellaneous receipts | | 331111-M | 12/97 | 195.6 | 195.6 | 195.6 | 5.3 | 0 |
| Secondary products | | 331111-S | 06/82 | (³) | (³) | (³) | (³) | (³) |
| Ferroalloy and related product manufacturing | 331112 | | 06/83 | 247.6 | (³) | 262.3 | 15.8 | (³) |
| Primary products | | 331112-P | 06/83 | 273.5 | (³) | 289.8 | 15.8 | (³) |
| Ferrosilicon, including briquettes, and other silicon alloys | | 331112-3 | 06/83 | 261.6 | (³) | (³) | (³) | (³) |
| Other ferroalloys | | 331112-5 | 12/03 | 179.1 | (³) | 194.3 | 15.2 | (³) |
| Steel product mfg from purchased steel | 3312 | | 12/03 | 150.4 | 151.3 | 151.3 | 3.1 | 0 |
| Iron/steel pipe & tube mfg from purch steel | 33121 | | 12/03 | 169.4 | 167.6 | 166.8 | 3.1 | -5 |
| Iron, steel pipe & tube from purchased steel | 331210 | | 06/82 | 242.0 | 239.3 | 238.1 | 2.9 | -5 |
| Primary products | | 331210-P | 06/82 | 238.3 | 235.3 | 234.0 | 1.4 | -6 |
| Iron and steel pipes and tubes, made from purchased iron and steel | | 331210-0 | 06/82 | 238.3 | 235.3 | 234.0 | 1.4 | -6 |
| Secondary products and miscellaneous receipts | | 331210-SM | | | | | | |
| Secondary products | | 331210-S | 06/82 | (³) | (³) | (³) | (³) | (³) |
| Rolling & drawing of purchased steel | 33122 | | 12/03 | 138.6 | 141.7 | 142.3 | 3.6 | .4 |
| Rolled steel shape manufacturing | 331221 | | 06/82 | 169.0 | 175.0 | 174.2 | 3.8 | -5 |
| Primary products | | 331221-P | 06/82 | 152.0 | 158.1 | 156.7 | .9 | -9 |
| Cold rolled sheets and strip | | 331221-1 | 06/82 | 162.5 | 167.3 | 165.7 | -7 | -1.0 |
| Cold finished steel bars and bar shapes | | 331221-3 | 06/82 | 139.0 | 148.8 | 147.6 | 5.2 | -8 |
| Secondary products and miscellaneous receipts | | 331221-SM | | | | | | |
| Secondary products | | 331221-S | 06/82 | 190.0 | 190.0 | 196.0 | 14.0 | 3.2 |
| Steel wire drawing | 331222 | | 06/82 | 167.1 | 168.4 | 170.9 | 2.8 | 1.5 |
| Primary products | | 331222-P | 06/82 | 166.0 | 167.1 | 169.7 | 3.0 | 1.6 |
| Other ferrous wire products (excluding springs) | | 331222-B | 06/82 | 204.9 | 204.5 | 215.2 | 4.5 | 5.2 |
| Noninsulated ferrous wire rope, cable, & fabricated wire rope assemblies (incl lifting slings) | | 331222-1 | 06/82 | 154.2 | 151.1 | (³) | (³) | (³) |
| Steel nails, staples, tacks, spikes, and brads | | 331222-3 | 06/82 | 163.5 | 163.5 | 163.5 | 1.0 | 0 |
| Steel wire | | 331222-5 | 06/82 | 152.4 | 155.0 | 157.4 | 6.7 | 1.5 |
| Carbon steel wire | | 331222-5A | 06/82 | 153.1 | 154.4 | 155.1 | (³) | .5 |
| Stainless steel wire | | 331222-5C | 06/82 | 171.7 | 183.1 | 196.5 | (³) | 7.3 |
| Steel fencing and fence gates | | 331222-7 | 12/04 | 93.1 | 95.6 | 95.0 | 3.5 | -6 |
| Secondary products and miscellaneous receipts | | 331222-SM | | | | | | |
| Miscellaneous receipts | | 331222-M | 03/98 | 128.1 | 133.0 | 131.4 | 1.0 | -1.2 |
| Secondary products | | 331222-S | 06/82 | 125.7 | 125.1 | (³) | (³) | (³) |
| Alumina & aluminum production & processing | 3313 | | 12/03 | 138.1 | 139.1 | 139.5 | 4.0 | .3 |
| Alumina & aluminum production & processing | 33131 | | 12/03 | 138.4 | 139.4 | 139.8 | 4.2 | .3 |
| Primary aluminum production | 331312 | | 06/80 | 202.2 | 203.4 | 201.3 | 1.0 | -1.0 |
| Primary products | | 331312-P | 06/80 | 207.4 | 208.9 | 206.5 | .7 | -1.1 |
| Primary aluminum, except extrusion billet | | 331312-7 | 06/80 | 204.4 | (³) | 203.5 | .6 | (³) |
| Aluminum extrusion billet | | 331312-8 | 06/80 | 216.8 | 217.5 | 216.1 | 1.2 | -6 |
| Secondary products and miscellaneous receipts | | 331312-SM | | | | | | |
| Secondary smelting and alloying of aluminum | 331314 | | 12/03 | 146.3 | 145.8 | 148.6 | 8.3 | 1.9 |
| Primary products | | 331314-P | 06/80 | 158.1 | 156.6 | 159.9 | 5.2 | 2.1 |
| Aluminum ingot, including pigs, sows, and molten metal, excluding billet, produced | | 331314-1 | 12/03 | 143.6 | 141.2 | 144.9 | -.3 | 2.6 |
| Aluminum extrusion ingot (billet), produced by secondary smelters | | 331314-3 | 12/03 | 158.4 | 160.7 | (³) | (³) | (³) |
| Aluminum and aluminum-base alloys powders, paste, and flakes | | 331314-5 | 12/03 | 109.1 | 112.0 | 112.9 | 11.3 | .8 |
| Secondary products and miscellaneous receipts | | 331314-SM | | | | | | |
| Secondary products | | 331314-S | 03/95 | 260.2 | 258.7 | 271.0 | 2.6 | 4.8 |
| Aluminum sheet, plate and foil manufacturing | 331315 | | 06/81 | 187.0 | 190.6 | 191.0 | 4.3 | .2 |
| Primary products | | 331315-P | 06/81 | 193.4 | 197.7 | 198.1 | 4.5 | .2 |
| Aluminum sheet and strip | | 331315-A | 06/81 | 193.8 | 198.4 | 198.8 | 4.4 | .2 |
| Aluminum plate (.25 in. or thicker) | | 331315-1 | 06/81 | 192.6 | 191.9 | 191.3 | .6 | -.3 |
| Plain aluminum foil (under .006 in.) | | 331315-5 | 06/81 | 184.9 | 187.5 | 187.9 | 8.5 | .2 |
| Secondary products and miscellaneous receipts | | 331315-SM | | | | | | |
| Aluminum extruded product manufacturing | 331316 | | 12/81 | 201.1 | 200.7 | 200.9 | 2.4 | .1 |
| Primary products | | 331316-P | 12/81 | 206.9 | 206.5 | 206.7 | 2.2 | .1 |
| Extruded aluminum rod, bar, and other extruded shapes | | 331316-1 | 12/81 | 213.8 | 213.3 | 213.6 | 2.8 | .1 |
| Extruded and drawn aluminum tube | | 331316-3 | 12/94 | 119.6 | 119.6 | 119.8 | -1.6 | .2 |
| Secondary products and miscellaneous receipts | | 331316-SM | | | | | | |

See footnotes at end of table.

Table 5. Producer price indexes for the net output of selected industries and their products, not seasonally adjusted
—Continued

| Industry and product ¹ | Industry code | Product code | Index base | Index | | | Percent change to May 2007 from: | |
|---|---------------|--------------|------------|------------------------|------------------------|-----------------------|----------------------------------|------------------|
| | | | | Jan. 2007 ² | Apr. 2007 ² | May 2007 ² | May 2006 | Apr. 2007 |
| Other aluminum rolling and drawing | 331319 | | 12/03 | 137.6 | 136.5 | 140.6 | 9.8 | 3.0 |
| Primary products | | 331319-P | 12/03 | 133.2 | 132.7 | 133.0 | 5.7 | .2 |
| Rolled aluminum rod and bar (including continuous cast), made in aluminum rolling mills | | 331319-3 | 12/03 | 142.4 | 141.1 | 141.7 | 8.3 | .4 |
| Secondary products and miscellaneous receipts | | 331319-SM | | | | | | |
| Secondary products | | 331319-S | 12/03 | 153.6 | (³) | 172.1 | (³) | (³) |
| Nonferrous (exc alum) production & processing | 3314 | | 12/03 | 207.7 | 227.3 | 233.1 | 8.7 | 2.6 |
| Nonferrous (exc aluminum) smelting & refining | 33141 | | 12/03 | 227.3 | 247.1 | 254.8 | 1.9 | 3.1 |
| Primary smelting and refining of copper | 331411 | | 06/80 | 342.4 | 434.4 | (³) | (³) | (³) |
| Primary products | | 331411-P | 06/80 | 321.1 | 420.2 | (³) | (³) | (³) |
| Primary smelting and refining of copper | | 331411-0 | 06/80 | 321.1 | 420.2 | (³) | (³) | (³) |
| Secondary products and miscellaneous receipts | | 331411-SM | | | | | | |
| Primary nonferrous metal, except Cu and Al | 331419 | | 06/80 | 190.4 | 193.1 | 195.8 | 12.3 | 1.4 |
| Primary products | | 331419-P | 06/80 | 195.0 | 204.0 | 208.4 | 10.9 | 2.2 |
| All other miscellaneous primary nonferrous metals | | 331419-A | 06/80 | 167.5 | 187.3 | 189.1 | 12.8 | 1.0 |
| Refined primary zinc | | 331419-4 | 06/88 | 309.2 | 276.9 | 301.7 | (³) | 9.0 |
| Secondary products and miscellaneous receipts | | 331419-SM | | | | | | |
| Secondary products | | 331419-S | 06/80 | (³) | (³) | (³) | (³) | (³) |
| Copper rolling/drawing/extruding & alloying | 33142 | | 12/03 | 216.2 | 240.7 | 243.8 | 2.8 | 1.3 |
| Copper rolling, drawing and extruding | 331421 | | 12/80 | 303.2 | 342.3 | 345.1 | 5.1 | .8 |
| Primary products | | 331421-P | 12/80 | 327.0 | 366.2 | 368.4 | 4.4 | .6 |
| Copper wire, bare and tinned (nonelectrical) | | 331421-1 | 12/80 | 339.6 | 324.4 | 383.3 | 15.7 | 18.2 |
| Copper and copper-base alloy rod, bar, and shapes | | 331421-3 | 12/80 | 387.9 | 403.6 | 419.0 | 7.7 | 3.8 |
| Copper and copper-base alloy sheet, strip, and plate | | 331421-7 | 12/80 | 321.2 | 402.4 | 406.2 | .1 | .9 |
| Copper and copper-base alloy pipe and tube | | 331421-9 | 12/80 | 257.5 | 319.4 | 294.2 | 5.3 | -7.9 |
| Secondary products and miscellaneous receipts | | 331421-SM | | | | | | |
| Miscellaneous receipts | | 331421-M | 12/03 | (³) | (³) | (³) | (³) | (³) |
| Copper wire, except mechanical, drawing | 331422 | | 12/03 | 184.3 | 200.4 | 205.3 | -8.3 | 2.4 |
| Primary products | | 331422-P | 12/03 | 199.0 | 220.3 | 223.5 | -14.2 | 1.5 |
| Copper wire, except mechanical, drawing | | 331422-1 | 12/03 | 199.0 | 220.3 | 223.5 | -14.2 | 1.5 |
| Secondary products and miscellaneous receipts | | 331422-SM | | | | | | |
| Secondary products | | 331422-S | 12/82 | 471.5 | 468.6 | 503.7 | 31.1 | 7.5 |
| Secondary processing of copper | 331423 | | 12/03 | 230.0 | 237.5 | 249.5 | 4.5 | 5.1 |
| Primary products | | 331423-P | 12/03 | 239.9 | 247.7 | 259.0 | 4.0 | 4.6 |
| Secondary smelting, refining, and alloying of copper | | 331423-0 | 06/80 | 344.9 | 356.2 | 372.5 | 4.0 | 4.6 |
| Secondary products and miscellaneous receipts | | 331423-SM | | | | | | |
| Other nonferrous roll/draw/extruding/alloying | 33149 | | 12/03 | 195.8 | 209.5 | 218.3 | 18.3 | 4.2 |
| Nonferrous metal, except Cu and Al, shaping | 331491 | | 12/03 | 204.3 | 215.5 | 226.7 | 17.3 | 5.2 |
| Primary products | | 331491-P | 12/03 | 203.3 | 215.2 | 227.3 | 17.7 | 5.6 |
| Precious metal mill shapes | | 331491-A | 06/82 | (³) | (³) | (³) | (³) | (³) |
| All other nonferrous metal mill shapes | | 331491-D | 06/82 | 250.9 | 246.2 | 270.8 | 13.4 | 10.0 |
| Nickel and nickel-base alloy mill shapes | | 331491-2 | 06/82 | 307.6 | 347.9 | 369.6 | 46.6 | 6.2 |
| Titanium and titanium-base alloy mill shapes | | 331491-3 | 06/82 | 275.0 | 284.6 | 289.4 | .4 | 1.7 |
| Secondary products and miscellaneous receipts | | 331491-SM | | | | | | |
| Secondary products | | 331491-S | 06/82 | 305.6 | 308.3 | 308.2 | 11.5 | 0 |
| Secondary processing of other nonferrous | 331492 | | 12/03 | 172.3 | 189.8 | 193.7 | 21.9 | 2.1 |
| Primary products | | 331492-P | 12/03 | 171.0 | 190.2 | 195.3 | 22.4 | 2.7 |
| Other nonferrous additive alloys | | 331492-A | 06/80 | 182.1 | 215.4 | 226.1 | 57.1 | 5.0 |
| Other nonferrous metal powders, paste, & flakes | | 331492-1 | 06/85 | 149.8 | 151.9 | 153.7 | -17.9 | 1.2 |
| Secondary lead | | 331492-3 | 06/80 | 162.3 | (³) | 210.3 | 77.3 | (³) |
| Secondary precious metals & precious metal alloys | | 331492-9 | 06/80 | 90.1 | 99.7 | 96.6 | 3.3 | -3.1 |
| Secondary products and miscellaneous receipts | | 331492-SM | | | | | | |
| Secondary products | | 331492-S | 12/03 | 178.0 | 187.9 | 187.0 | 19.5 | -.5 |
| Foundries | 3315 | | 12/03 | 122.5 | 124.6 | 126.0 | 6.7 | 1.1 |
| Ferrous metal foundries | 33151 | | 12/84 | 164.0 | 167.4 | 169.2 | 6.7 | 1.1 |
| Iron foundries | 331511 | | 12/80 | 183.0 | 187.4 | 188.1 | 5.0 | .4 |
| Primary products | | 331511-P | 12/80 | 181.9 | 186.2 | 187.1 | 4.9 | .5 |
| Standard malleable iron castings | | 331511-A | 06/81 | (³) | (³) | (³) | (³) | (³) |
| Pearlitic malleable iron castings | | 331511-C | 12/03 | 120.7 | 122.0 | 122.0 | 4.0 | 0 |
| Ductile iron pressure pipe and fittings | | 331511-1 | 12/80 | 212.6 | 211.3 | 215.0 | 7.0 | 1.8 |
| Other ductile iron castings | | 331511-3 | 06/86 | 130.3 | 134.6 | 134.6 | 3.7 | 0 |
| Cast iron pressure pipe and fittings | | 331511-5 | 12/03 | 131.3 | (³) | (³) | (³) | (³) |
| Cast iron soil pipe and fittings, all sizes | | 331511-7 | 12/03 | 148.9 | 150.7 | 150.6 | 5.2 | -.1 |

See footnotes at end of table.

Table 5. Producer price indexes for the net output of selected industries and their products, not seasonally adjusted
—Continued

| Industry and product ¹ | Industry code | Product code | Index base | Index | | | Percent change to May 2007 from: | |
|--|---------------|--------------|------------|------------------------|------------------------|-----------------------|----------------------------------|------------------|
| | | | | Jan. 2007 ² | Apr. 2007 ² | May 2007 ² | May 2006 | Apr. 2007 |
| Iron foundries—Continued | | | | | | | | |
| Other gray iron castings | | 331511-9 | 12/03 | 118.4 | 122.1 | 122.6 | 5.0 | 0.4 |
| Secondary products and miscellaneous receipts | | 331511-SM | | | | | | |
| Miscellaneous receipts | | 331511-M | 12/03 | 120.4 | (³) | (³) | (³) | (³) |
| Secondary products | | 331511-S | 12/03 | 131.5 | 138.4 | 136.7 | 6.3 | -1.2 |
| Steel investment foundries | 331512 | | | | | | | |
| Primary products | | 331512-P | 06/81 | 230.1 | 228.9 | 241.7 | 10.5 | 5.6 |
| Steel investment castings | | 331512-0 | 06/81 | 222.8 | 220.5 | 233.5 | 9.9 | 5.9 |
| Hi-temp metal investment castings (iron, nickel, or cobalt-base alloys) | | 331512-02 | 06/93 | 120.9 | 119.6 | 126.7 | 9.9 | 5.9 |
| Secondary products and miscellaneous receipts | | 331512-SM | | | | | | |
| Secondary products | | 331512-S | 06/81 | 314.8 | 340.5 | 342.8 | 17.8 | .7 |
| Steel foundries, except investment | 331513 | | | | | | | |
| Primary products | | 331513-P | 06/81 | 179.9 | 185.1 | 185.9 | 10.8 | .4 |
| Carbon steel castings, except investment | | 331513-1 | 12/03 | 132.0 | 136.3 | 136.9 | 10.9 | .4 |
| High alloy steel castings, except investment | | 331513-3 | 06/81 | 200.4 | 200.5 | 200.6 | 1.0 | 0 |
| Other alloy steel castings, except investment | | 331513-5 | 06/81 | 197.2 | 213.0 | 213.3 | 31.2 | .1 |
| Secondary products and miscellaneous receipts | | 331513-SM | 12/03 | 122.6 | 128.7 | 130.6 | 10.6 | 1.5 |
| Miscellaneous receipts | | 331513-M | 12/03 | (³) | (³) | (³) | (³) | (³) |
| Nonferrous metal foundries | 33152 | | | | | | | |
| Primary products | | 331521-P | 12/84 | 167.5 | 169.4 | 171.4 | 6.8 | 1.2 |
| Motor vehicle die castings | | 331521-1 | 06/91 | 127.2 | 126.2 | 126.4 | .8 | .2 |
| Die castings for passenger cars | | 331521-111 | 06/83 | 156.2 | 154.7 | 155.0 | .7 | .2 |
| Die castings for other motor vehicles | | 331521-112 | 06/83 | 135.1 | 132.9 | 133.2 | -.5 | .2 |
| Aluminum and aluminum-base alloy die castings, other than motor vehicle | | 331521-4 | 06/83 | 135.0 | 132.5 | 132.9 | -.7 | .3 |
| Die castings for building and construction | | 331521-411 | 06/83 | 137.3 | 138.6 | 138.8 | 2.4 | .1 |
| Die castings for appliances | | 331521-412 | 06/98 | 116.2 | 115.8 | 116.0 | 1.8 | .2 |
| Die castings for computers and electronics | | 331521-417 | 06/83 | 190.9 | 189.7 | 189.8 | -.9 | .1 |
| Other die castings, n.e.c. | | 331521-417 | 06/98 | 125.8 | 127.6 | 127.6 | 4.3 | 0 |
| Secondary products and miscellaneous receipts | | 331521-SM | 06/83 | 141.2 | 140.1 | 140.6 | 5.5 | .4 |
| Secondary products | | 331521-S | 06/98 | 113.8 | 112.1 | 112.5 | .7 | .4 |
| Nonferrous, except Al, die-casting foundries | 331522 | | | | | | | |
| Primary products | | 331522-P | 06/91 | 140.4 | 141.3 | 141.3 | 1.4 | 0 |
| Nonferrous (except aluminum) die-castings | | 331522-0 | 06/91 | 135.3 | 145.0 | 147.7 | 17.0 | 1.9 |
| Zinc and zinc-base alloy die-castings | | 331522-02 | 06/91 | 137.9 | 149.8 | 153.2 | 21.0 | 2.3 |
| Magnesium die-castings | | 331522-03 | 06/91 | 137.9 | 149.8 | 153.2 | 21.0 | 2.3 |
| Other nonferrous die-castings, including lead and copper, except aluminum | | 331522-06 | 06/83 | 196.8 | 217.9 | 226.1 | 26.9 | 3.8 |
| Secondary products and miscellaneous receipts | | 331522-SM | 07/83 | 124.3 | 127.8 | 127.7 | 1.8 | -.1 |
| Secondary products | | 331522-S | 06/98 | 135.9 | 147.3 | 148.9 | 20.8 | 1.1 |
| Aluminum foundries, except die-casting | 331524 | | | | | | | |
| Primary products | | 331524-P | 06/91 | 127.1 | 125.9 | 125.9 | -.3 | 0 |
| Aluminum foundries | | 331524-0 | 06/91 | 138.2 | 138.4 | 138.5 | 4.0 | .1 |
| Aluminum and aluminum-base alloy sand castings | | 331524-01 | 06/91 | 139.6 | 139.8 | 139.9 | 4.4 | .1 |
| Aluminum and aluminum-base alloy permanent and semipermanent mold castings | | 331524-02 | 06/91 | 139.6 | 139.8 | 139.9 | 4.4 | .1 |
| Investment and other aluminum and aluminum-base alloy castings and cast products | | 331524-09 | 06/83 | 195.4 | 195.4 | 195.6 | 4.2 | .1 |
| Secondary products and miscellaneous receipts | | 331524-SM | 06/83 | 150.8 | 150.7 | 150.7 | 4.9 | 0 |
| Copper foundries, except die-casting | 331525 | | | | | | | |
| Primary products | | 331525-P | 06/83 | 262.1 | 260.9 | 280.1 | 17.1 | 7.4 |
| Copper foundries | | 331525-0 | 06/83 | 261.6 | 261.1 | 282.2 | 18.8 | 8.1 |
| Copper and copper-base alloy sand castings | | 331525-0A | 06/83 | 261.6 | 261.1 | 282.2 | 18.8 | 8.1 |
| Other copper and copper-base alloy castings incl. bearings and bushings | | 331525-0B | 06/83 | 287.6 | 286.6 | 309.9 | 19.9 | 8.1 |
| Secondary products and miscellaneous receipts | | 331525-SM | 06/98 | 127.5 | 128.2 | 138.4 | 14.1 | 8.0 |
| Secondary products | | 331525-S | 06/83 | 234.5 | 227.4 | 228.7 | 3.5 | .6 |
| Other nonferrous foundries (except die-casting) | 331528 | | | | | | | |
| Primary products | | 331528-P | 06/83 | 188.3 | 195.1 | 198.6 | 9.1 | 1.8 |
| Titanium castings, except die | | 331528-3 | 06/83 | 177.6 | 184.5 | 187.9 | 9.5 | 1.8 |
| All other nonferrous metal castings, except die | | 331528-7 | 06/83 | 152.9 | 167.4 | 168.9 | 14.7 | .9 |
| Secondary products and miscellaneous receipts | | 331528-SM | 07/92 | 188.3 | 222.5 | 228.9 | 24.7 | 2.9 |
| Fabricated metal product mfg | 332 | | | | | | | |
| Forging & stamping | | | 12/84 | 160.0 | 161.4 | 162.5 | 5.3 | .7 |
| Forging & stamping | 3321 | | | | | | | |
| Iron and steel forging | | | 12/03 | 119.5 | 119.9 | 119.0 | 2.9 | -.8 |
| Forging & stamping | 33211 | | | | | | | |
| Iron and steel forging | | | 12/03 | 119.5 | 119.9 | 119.0 | 2.9 | -.8 |
| Iron and steel forging | 332111 | | | | | | | |
| Iron and steel forging | | | 12/83 | 140.1 | 142.2 | 142.6 | 7.1 | .3 |

See footnotes at end of table.

Table 5. Producer price indexes for the net output of selected industries and their products, not seasonally adjusted
—Continued

| Industry and product ¹ | Industry code | Product code | Index base | Index | | | Percent change to May 2007 from: | |
|--|---------------|--------------|------------|------------------------|------------------------|-----------------------|----------------------------------|------------------|
| | | | | Jan. 2007 ² | Apr. 2007 ² | May 2007 ² | May 2006 | Apr. 2007 |
| Iron and steel forging—Continued | | | | | | | | |
| Primary products | | 332111-P | 12/83 | 137.9 | 140.1 | 140.6 | 6.2 | 0.4 |
| Hot impression die impact, press and upset steel forgings | | 332111-1 | 12/83 | 141.9 | 142.6 | 142.8 | 2.5 | .1 |
| Hot impression die impact, press, and upset carbon steel forgings | | 332111-11 | 12/83 | 155.8 | 157.4 | 157.5 | 5.1 | .1 |
| Hot impression die impact, press, & upset alloy steel forgings, except stainless and high-temp | | 332111-12 | 12/83 | 119.6 | 119.6 | 119.7 | -1.2 | .1 |
| Hot impression die impact, press, and upset stainless steel forgings | | 332111-13 | 12/83 | 190.2 | 190.2 | 190.2 | 1.1 | 0 |
| Open die and smith forgings (hammer and press), ferrous, made from purchased iron and steel | | 332111-8 | 12/83 | 147.4 | (³) | (³) | (³) | (³) |
| Seamless rolled-ring forgings, ferrous, made from purchased iron and steel | | 332111-9 | 12/83 | 146.2 | (³) | (³) | (³) | (³) |
| Secondary products and miscellaneous receipts | | 332111-SM | | | | | | |
| Secondary products | | 332111-S | 12/83 | 153.2 | 153.2 | (³) | (³) | (³) |
| Nonferrous forging | 332112 | | 12/83 | 159.1 | 164.3 | 164.3 | 4.3 | 0 |
| Primary products | | 332112-P | 12/83 | 166.9 | 172.9 | 172.9 | 3.7 | 0 |
| Hot impression die impact, press and upset nonferrous forgings | | 332112-5 | 12/83 | 167.9 | 173.9 | 173.9 | 3.7 | 0 |
| Aluminum and aluminum alloy forgings | | 332112-521 | 12/83 | 191.2 | (³) | 191.2 | .1 | (³) |
| Titanium and titanium alloy forgings | | 332112-523 | 12/83 | 136.4 | 136.4 | 136.4 | .3 | 0 |
| Other nonferrous hot impression die impact, press, and upset forgings | | 332112-527 | 06/98 | 105.8 | 121.8 | (³) | (³) | (³) |
| Secondary products and miscellaneous receipts | | 332112-SM | | | | | | |
| Custom roll forming | 332114 | | 12/03 | 127.3 | 127.8 | 123.2 | -1.0 | -3.6 |
| Primary products | | 332114-P | 12/84 | 149.6 | 150.1 | 144.4 | -1.6 | -3.8 |
| Custom roll forming | | 332114-0 | 06/90 | 145.2 | 145.8 | 140.1 | -1.7 | -3.9 |
| Secondary products and miscellaneous receipts | | 332114-SM | | | | | | |
| Secondary products | | 332114-S | 12/84 | 123.3 | 123.3 | 122.8 | -.1 | -.4 |
| Crown and closure manufacturing | 332115 | | 12/83 | 174.2 | (³) | 175.2 | .8 | (³) |
| Primary products | | 332115-P | 12/83 | 173.9 | (³) | 174.9 | .6 | (³) |
| Crowns and closures | | 332115-0 | 12/06 | 100.0 | (³) | 100.6 | (³) | (³) |
| Secondary products and miscellaneous receipts | | 332115-SM | | | | | | |
| Metal stamping | 332116 | | 06/84 | 157.5 | 156.7 | 156.6 | 2.8 | -.1 |
| Primary products | | 332116-P | 12/03 | 120.9 | 120.1 | 120.1 | 2.6 | 0 |
| Job stampings, except automotive | | 332116-1 | 06/84 | 155.9 | 154.7 | 154.6 | 2.3 | -.1 |
| Stamped and pressed metal end products, including vitreous (porcelain) enameled products | | 332116-6 | 06/84 | 146.5 | 146.4 | 146.4 | 3.3 | 0 |
| Secondary products and miscellaneous receipts | | 332116-SM | | | | | | |
| Miscellaneous receipts | | 332116-M | 12/03 | 113.5 | 113.5 | (³) | (³) | (³) |
| Secondary products | | 332116-S | 12/03 | 108.4 | 108.7 | 108.7 | 1.3 | 0 |
| Powder metallurgy part manufacturing | 332117 | | 12/03 | 105.9 | 105.7 | 105.7 | 2.4 | 0 |
| Primary products | | 332117-P | 12/03 | 105.7 | 105.5 | 105.6 | 2.0 | .1 |
| Powder metallurgy parts | | 332117-0 | 12/91 | 108.5 | 108.3 | 108.4 | 2.1 | .1 |
| Secondary products and miscellaneous receipts | | 332117-SM | | | | | | |
| Secondary products | | 332117-S | 12/03 | 107.6 | 107.7 | (³) | (³) | (³) |
| Cutlery & handtool mfg | 3322 | | 12/03 | 110.4 | 111.2 | 112.1 | 2.7 | .8 |
| Cutlery & handtool mfg | 33221 | | 12/03 | 110.4 | 111.2 | 112.1 | 2.8 | .8 |
| Cutlery and flatware, except precious, mfg | 332211 | | 12/83 | 178.6 | 181.5 | 184.9 | 3.6 | 1.9 |
| Primary products | | 332211-P | 12/83 | 190.0 | 193.5 | 197.3 | 3.9 | 2.0 |
| Cutlery, scissors, shears, trimmers, and snips | | 332211-1 | 12/83 | 176.6 | 177.1 | 177.0 | 1.3 | -.1 |
| Flatware and cutlery | | 332211-11 | 12/00 | 113.8 | 113.8 | 113.8 | 1.1 | 0 |
| Scissors and shears | | 332211-13 | 12/00 | 111.6 | 112.6 | 112.3 | 1.1 | -.3 |
| All other knives, including nonelectric hair trimmers | | 332211-14 | 12/00 | 112.1 | 112.1 | (³) | (³) | (³) |
| Razor blades and razors, except electric | | 332211-3 | 12/83 | 201.2 | (³) | 211.1 | 4.5 | (³) |
| Secondary products and miscellaneous receipts | | 332211-SM | | | | | | |
| Miscellaneous receipts | | 332211-M | 03/87 | 25.9 | 23.4 | 23.4 | -9.7 | 0 |
| Secondary products | | 332211-S | 12/83 | 159.5 | 158.9 | 158.9 | 0 | 0 |
| Hand and edge tool manufacturing | 332212 | | 06/83 | 186.2 | 187.3 | 188.5 | 2.4 | .6 |
| Primary products | | 332212-P | 06/83 | 194.6 | 195.9 | 196.2 | 1.9 | .2 |
| Mechanics' hand service tools | | 332212-2 | 06/83 | 206.3 | 207.9 | 207.8 | 2.7 | 0 |
| Other mechanics' hand service tools | | 332212-23 | 06/06 | 102.2 | 102.4 | 102.4 | (³) | 0 |
| Mechanics' wrenches | | 332212-24 | 06/83 | 222.8 | 225.7 | 225.5 | 3.4 | -.1 |
| Mechanics' pliers, including solid joint and slip joint | | 332212-25 | 06/06 | 100.6 | 100.7 | 100.7 | (³) | 0 |
| Edge tools, hand-operated | | 332212-3 | 06/96 | 121.8 | 120.9 | 122.9 | 2.0 | 1.7 |
| Dies, interchangeable cutting tools for machines & power-driven handtools, other handtools nec | | 332212-6 | 06/06 | 100.6 | 101.7 | 101.7 | (³) | 0 |
| Precision measuring tools (inspection, quality control, tool room and machinists') | | 332212-9 | 06/83 | 170.1 | 170.1 | 170.1 | 0 | 0 |
| Precision measuring tools, incl comparators, fixture, thread & adjustable, QC laser systems | | 332212-91 | 06/06 | 100.0 | 100.0 | 100.0 | (³) | 0 |
| Secondary products and miscellaneous receipts | | 332212-SM | | | | | | |
| Miscellaneous receipts | | 332212-M | 06/83 | 122.3 | 122.0 | 122.6 | 1.5 | .5 |

See footnotes at end of table.

Table 5. Producer price indexes for the net output of selected industries and their products, not seasonally adjusted
—Continued

| Industry and product ¹ | Industry code | Product code | Index base | Index | | | Percent change to May 2007 from: | |
|---|---------------|--------------|------------|------------------------|------------------------|-----------------------|----------------------------------|------------------|
| | | | | Jan. 2007 ² | Apr. 2007 ² | May 2007 ² | May 2006 | Apr. 2007 |
| Hand and edge tool manufacturing—Continued | | | | | | | | |
| Secondary products | | 332212-S | 06/83 | 193.9 | 196.3 | 208.2 | 9.8 | 6.1 |
| Saw blade & handsaw manufacturing | 332213 | | 06/83 | 152.1 | 152.4 | 152.7 | 1.3 | .2 |
| Primary products | | 332213-P | 06/83 | 154.2 | 154.6 | 154.9 | .8 | .2 |
| Saw blades and handsaws | | 332213-0 | 06/83 | 164.5 | 165.0 | 165.3 | .7 | .2 |
| Secondary products and miscellaneous receipts | | 332213-SM | | | | | | |
| Miscellaneous receipts | | 332213-M | 06/83 | 151.2 | 151.2 | 151.2 | (³) | 0 |
| Secondary products | | 332213-S | 06/83 | 122.0 | 121.8 | 121.8 | 1.9 | 0 |
| Kitchen utensil, pot, and pan manufacturing | 332214 | | 12/03 | 111.4 | 111.3 | 111.4 | 4.3 | .1 |
| Primary products | | 332214-P | 12/03 | 111.5 | 111.5 | 111.5 | 4.0 | 0 |
| Stamped and spun utensils, cooking and kitchen, aluminum | | 332214-1 | 06/84 | 161.4 | 161.4 | 161.4 | 2.9 | 0 |
| Stamped and spun utensils, cooking and kitchen, except aluminum | | 332214-3 | 06/84 | 191.0 | 191.1 | 191.1 | 8.4 | 0 |
| Secondary products and miscellaneous receipts | | 332214-SM | | | | | | |
| Secondary products | | 332214-S | 12/03 | 133.8 | 133.8 | 133.8 | 17.7 | 0 |
| Architectural & structural metals mfg | 3323 | | 12/03 | 125.5 | 127.0 | 127.4 | 5.1 | .3 |
| Plate work & fabricated structural prod mfg | 33231 | | 12/03 | 131.7 | 134.2 | 135.3 | 6.5 | .8 |
| Prefabricated metal buildings and components | 332311 | | 12/81 | 214.0 | 214.3 | 214.9 | 5.2 | .3 |
| Primary products | | 332311-P | 12/81 | 216.5 | 216.2 | 217.2 | 5.1 | .5 |
| Prefabricated metal building and component systems (excl. farm service bldgs. & resid. bldgs) | | 332311-1 | 12/81 | 203.2 | 203.2 | 204.7 | 7.5 | .7 |
| Other prefabricated and portable metal buildings and parts | | 332311-3 | 12/81 | 249.0 | 248.0 | 247.6 | 0 | -.2 |
| Prefabricated and portable farm services, greenhouse, grain storage buildings, steel & alum | | 332311-31 | 12/97 | 172.6 | 172.4 | 172.4 | 1.9 | 0 |
| Prefabricated and portable aluminum and steel buildings, including panels | | 332311-32 | 12/81 | 222.6 | 220.4 | 219.0 | -4.4 | -.6 |
| Secondary products and miscellaneous receipts | | 332311-SM | | | | | | |
| Miscellaneous receipts | | 332311-M | 12/81 | 152.2 | 158.5 | 155.5 | 2.3 | -1.9 |
| Secondary products | | 332311-S | 12/81 | 226.8 | 227.7 | 227.7 | 12.1 | 0 |
| Fabricated structural metal manufacturing | 332312 | | 12/03 | 130.7 | 134.1 | 135.7 | 7.0 | 1.2 |
| Primary products | | 332312-P | 06/82 | 178.5 | 183.1 | 185.6 | 6.0 | 1.4 |
| Fabricated structural metal bar joists and concrete reinforcing bars | | 332312-1 | 06/82 | 172.3 | 176.2 | 178.1 | 5.0 | 1.1 |
| Iron and steel for industrial buildings | | 332312-121 | 06/82 | 190.7 | 198.2 | 201.8 | 5.7 | 1.8 |
| Iron and steel for commercial building | | 332312-122 | 06/82 | 137.5 | 138.7 | 139.7 | 3.6 | .7 |
| Iron and steel residential buildings | | 332312-123 | 06/87 | 169.5 | 173.3 | 173.4 | 5.0 | .1 |
| Iron and steel for other buildings, and aluminum for all types of buildings | | 332312-173 | 12/00 | 120.7 | 122.0 | 122.0 | 5.7 | 0 |
| Fabricated structural metal for bridges | | 332312-2 | 06/82 | 147.0 | 152.8 | 154.3 | 12.9 | 1.0 |
| Other fabricated structural metal | | 332312-5 | 06/82 | 199.3 | 205.2 | 209.3 | 6.4 | 2.0 |
| Secondary products and miscellaneous receipts | | 332312-SM | | | | | | |
| Miscellaneous receipts | | 332312-M | 06/87 | 160.3 | 165.3 | 166.1 | 12.1 | .5 |
| Secondary products | | 332312-S | 06/82 | 198.2 | 201.9 | 200.3 | 11.2 | -.8 |
| Plate work manufacturing | 332313 | | 12/03 | 118.3 | 119.8 | 119.6 | 6.2 | -.2 |
| Primary products | | 332313-P | 12/03 | 117.6 | 119.3 | 119.1 | 7.4 | -.2 |
| Fabricated plate work (stacks and weldments) | | 332313-0 | 03/80 | 178.3 | 181.0 | 180.6 | 7.3 | -.2 |
| Secondary products and miscellaneous receipts | | 332313-SM | | | | | | |
| Secondary products | | 332313-S | 03/80 | 202.5 | 202.5 | 202.5 | .7 | 0 |
| Ornamental & architectural metal prod mfg | 33232 | | 12/03 | 121.1 | 121.7 | 121.6 | 3.9 | -.1 |
| Metal window and door manufacturing | 332321 | | 06/83 | 186.7 | 187.9 | 187.7 | 2.1 | -.1 |
| Primary products | | 332321-P | 06/83 | 193.3 | 194.2 | 194.3 | 2.3 | .1 |
| Metal doors (except storm doors) | | 332321-1 | 06/83 | 193.8 | 194.8 | 195.5 | 2.9 | .4 |
| Aluminum doors (excluding shower doors and tub enclosures) | | 332321-1A | 06/83 | 192.1 | 192.9 | 193.5 | 2.1 | .3 |
| Iron and steel doors (excluding shower doors and tub enclosures) | | 332321-1B | 12/06 | 100.0 | 100.2 | 100.9 | (³) | .7 |
| Iron and steel industrial doors | | 332321-1B1 | 06/83 | 194.0 | (³) | 194.0 | (³) | (³) |
| Iron and steel residential doors | | 332321-1B2 | 06/83 | 182.6 | 182.9 | 182.8 | 2.6 | -.1 |
| Iron and steel commercial and institutional doors | | 332321-1B3 | 06/83 | 189.6 | 190.3 | 193.1 | 4.3 | 1.5 |
| Other metal doors, metal door frames, and shower doors and tub enclosures | | 332321-1C | 06/97 | 130.9 | 132.1 | 132.1 | .2 | 0 |
| Metal windows (except storm sash) | | 332321-2 | 06/83 | 180.7 | 181.0 | 179.8 | 1.0 | -.7 |
| Metal molding and trim and store fronts | | 332321-6 | 06/83 | 329.4 | 330.0 | 330.0 | -.2 | 0 |
| Metal combination screen, storm sash, and storm doors | | 332321-7 | 06/83 | 161.7 | 163.3 | 163.0 | 3.0 | -.2 |
| Metal windows and door screens, (except combination) and metal weatherstrip | | 332321-9 | 06/83 | 178.7 | 181.7 | 181.7 | 13.7 | 0 |
| Secondary products and miscellaneous receipts | | 332321-SM | | | | | | |
| Miscellaneous receipts | | 332321-M | 07/83 | 135.3 | 141.7 | 140.1 | 1.0 | -1.1 |
| Secondary products | | 332321-S | 06/83 | 162.7 | 162.8 | 159.5 | .1 | -2.0 |
| Sheet metal work manufacturing | 332322 | | 12/82 | 176.3 | 176.9 | 177.0 | 4.7 | .1 |
| Primary products | | 332322-P | 12/82 | 178.7 | 179.1 | 179.1 | 4.7 | 0 |
| Sheet metal roof ventilators, louvers, & dampers for heating, ventilation, a-c | | 332322-B | 12/03 | 115.0 | 115.0 | 115.0 | 1.7 | 0 |
| Other sheet metal work | | 332322-E | 12/03 | 113.9 | 114.2 | 114.2 | 3.6 | 0 |

See footnotes at end of table.

Table 5. Producer price indexes for the net output of selected industries and their products, not seasonally adjusted
—Continued

| Industry and product ¹ | Industry code | Product code | Index base | Index | | | Percent change to May 2007 from: | |
|---|---------------|--------------|------------|------------------------|------------------------|-----------------------|----------------------------------|------------------|
| | | | | Jan. 2007 ² | Apr. 2007 ² | May 2007 ² | May 2006 | Apr. 2007 |
| Sheet metal work manufacturing—Continued | | | | | | | | |
| Sheet metal air-conditioning ducts and stove pipe | | 332322-1 | 12/03 | 134.6 | 134.7 | 136.0 | 7.0 | 1.0 |
| Sheet metal roofing and roof drainage equipment | | 332322-7 | 12/03 | 134.3 | 137.8 | 136.5 | 10.2 | -.9 |
| Sheet metal flooring and siding | | 332322-9 | 12/03 | 123.7 | 124.7 | 124.7 | 3.2 | 0 |
| Secondary products and miscellaneous receipts | | 332322-SM | | | | | | |
| Miscellaneous receipts | | 332322-M | 12/03 | 107.8 | 107.8 | 107.8 | .8 | 0 |
| Secondary products | | 332322-S | 12/03 | 116.3 | 120.5 | 120.3 | 6.9 | -.2 |
| Ornamental and architectural metal work mfg | 332323 | | 12/83 | 198.5 | 199.6 | 199.6 | 5.3 | 0 |
| Primary products | | 332323-P | 12/83 | 203.9 | 205.2 | 205.2 | 4.7 | 0 |
| Metal grilles, registers, and air diffusers | | 332323-1 | 12/97 | 114.2 | 114.2 | 114.2 | .3 | 0 |
| Ornamental and architectural metal work (stairs, railings, fences) | | 332323-2 | 12/97 | 132.9 | 134.4 | 136.1 | 3.8 | 1.3 |
| Stairs, staircases, and fire escapes | | 332323-213 | 12/83 | 166.3 | 167.3 | 167.3 | 1.3 | 0 |
| Fences, gates, railings, and window guards | | 332323-214 | 12/97 | 129.7 | 132.5 | 137.2 | 8.3 | 3.5 |
| Open metal flooring, grating, and studs | | 332323-6 | 12/97 | 162.5 | 165.3 | 159.8 | .5 | -3.3 |
| Other architectural and ornamental metal work | | 332323-9 | 12/97 | 132.2 | 132.5 | 132.0 | 3.2 | -.4 |
| Other aluminum and metal architectural and ornamental work | | 332323-91 | 12/88 | 129.6 | 129.8 | 129.8 | 1.4 | 0 |
| Other iron and steel architectural and ornamental work | | 332323-92 | 12/97 | 141.9 | 142.3 | 141.5 | 3.8 | -.6 |
| Secondary products and miscellaneous receipts | | 332323-SM | | | | | | |
| Miscellaneous receipts | | 332323-M | 12/84 | 148.6 | 148.5 | 148.6 | 23.9 | .1 |
| Secondary products | | 332323-S | 12/83 | 158.1 | 158.1 | 158.1 | .3 | 0 |
| Boiler, tank & shipping container mfg | 3324 | | 12/03 | 123.9 | 126.1 | 126.8 | 5.9 | .6 |
| Power boiler & heat exchanger mfg | 33241 | | 12/03 | (³) | 138.5 | 139.7 | 5.8 | .9 |
| Power boiler and heat exchanger manufacturing | 332410 | | 12/03 | 135.4 | 138.6 | 139.7 | 5.8 | .8 |
| Primary products | | 332410-P | 12/03 | 135.4 | 138.9 | 140.1 | 5.9 | .9 |
| Fabricated heat exchangers and steam condensers (except for nuclear applications) | | 332410-1 | 03/80 | 292.1 | 299.3 | 304.5 | 7.5 | 1.7 |
| Fabricated bare tube industrial heat exchangers, closed types except nuclear | | 332410-11 | 03/80 | 311.1 | 322.0 | 333.3 | 14.1 | 3.5 |
| Fabricated fin tube industrial heat exchangers, closed types (except for nuclear) | | 332410-12 | 03/80 | 267.9 | (³) | (³) | (³) | (³) |
| Steel power boilers parts and attachments (except for nuclear applications) | | 332410-5 | 03/80 | 198.0 | 203.2 | 202.6 | 2.7 | -.3 |
| Secondary products and miscellaneous receipts | | 332410-SM | | | | | | |
| Secondary products | | 332410-S | 03/80 | 208.7 | (³) | (³) | (³) | (³) |
| Metal tank (heavy gauge) mfg | 33242 | | 12/03 | 128.8 | 130.1 | 132.6 | 6.9 | 1.9 |
| Metal tank, heavy gauge, manufacturing | 332420 | | 12/03 | 128.7 | 130.1 | 132.5 | 6.9 | 1.8 |
| Primary products | | 332420-P | 12/03 | 130.6 | 132.1 | 134.8 | 7.2 | 2.0 |
| Metal tanks, complete at factory (standard line nonpressure) | | 332420-C | 03/80 | 220.1 | 223.5 | 225.7 | 4.5 | 1.0 |
| Metal tanks and vessels, custom fabricated at factory, field erected | | 332420-E | 03/80 | 238.9 | 244.3 | 253.6 | 13.3 | 3.8 |
| Metal tanks and vessels, custom fabricated and field erected | | 332420-G | 03/80 | 205.2 | 206.9 | 205.9 | 2.5 | -.5 |
| Gas cylinders | | 332420-4 | 03/80 | 159.0 | 157.0 | 167.7 | 7.6 | 6.8 |
| Metal tanks, complete at factory (standard line pressure) | | 332420-5 | 03/80 | 182.3 | 183.7 | 184.1 | 4.1 | .2 |
| Secondary products and miscellaneous receipts | | 332420-SM | | | | | | |
| Miscellaneous receipts | | 332420-M | 12/86 | 157.8 | 158.1 | 158.1 | 10.3 | 0 |
| Secondary products | | 332420-S | 03/80 | 173.0 | 173.8 | 174.8 | 1.8 | .6 |
| Light gauge metal container mfg | 33243 | | 12/84 | 125.0 | 127.3 | 127.2 | 5.4 | -.1 |
| Metal can manufacturing | 332431 | | 06/81 | 130.6 | 133.4 | 133.4 | 6.6 | 0 |
| Primary products | | 332431-P | 06/81 | 128.8 | 131.8 | 131.8 | 6.8 | 0 |
| Steel cans and tinware products | | 332431-1 | 06/81 | 153.7 | 154.5 | 154.4 | .8 | -.1 |
| Food and beverage steel cans including lids, ends, and parts shipped separately | | 332431-181 | 12/01 | 122.7 | 123.4 | 123.4 | 1.4 | 0 |
| Other steel cans | | 332431-191 | 12/01 | 110.6 | 110.4 | 110.4 | -1.6 | 0 |
| Aluminum (including lids, ends and parts shipped separately) | | 332431-3 | 06/81 | 106.7 | 110.3 | 110.3 | 10.4 | 0 |
| Secondary products and miscellaneous receipts | | 332431-SM | | | | | | |
| Secondary products | | 332431-S | 06/81 | 164.6 | 162.0 | 162.1 | 2.2 | .1 |
| Other metal container manufacturing | 332439 | | 12/03 | 127.4 | 128.3 | 128.3 | 1.9 | 0 |
| Primary products | | 332439-P | 12/03 | 128.7 | 129.6 | 129.6 | 2.2 | 0 |
| Steel pails, 1 to 12 gallon capacity and fabricated steel boxes | | 332439-1 | 06/83 | 199.2 | 200.8 | 200.7 | 1.0 | 0 |
| Steel pails, 1 to 12 gallon capacity | | 332439-11 | 12/05 | 99.6 | 100.4 | 100.4 | (³) | 0 |
| Steel shipping barrels & drums, exc. beer barrels (more than 12 gallon capacity) | | 332439-3 | 06/83 | 225.5 | 223.6 | 223.5 | 1.9 | 0 |
| Other metal container manufacturing | | 332439-6 | 12/03 | 111.0 | 113.0 | 113.0 | 1.3 | 0 |
| Secondary products and miscellaneous receipts | | 332439-SM | | | | | | |
| Miscellaneous receipts | | 332439-M | 12/05 | 98.4 | 101.2 | (³) | (³) | (³) |
| Secondary products | | 332439-S | 12/03 | 130.6 | 130.6 | 130.6 | -6 | 0 |
| Hardware mfg | 3325 | | 12/03 | 113.8 | 115.3 | 115.5 | 6.0 | .2 |
| Hardware mfg | 33251 | | 12/03 | 113.8 | 115.3 | 115.5 | 6.0 | .2 |

See footnotes at end of table.

Table 5. Producer price indexes for the net output of selected industries and their products, not seasonally adjusted
—Continued

| Industry and product ¹ | Industry code | Product code | Index base | Index | | | Percent change to May 2007 from: | |
|--|---------------|--------------|------------|------------------------|------------------------|-----------------------|----------------------------------|------------------|
| | | | | Jan. 2007 ² | Apr. 2007 ² | May 2007 ² | May 2006 | Apr. 2007 |
| Hardware manufacturing | 332510 | | 06/85 | 152.6 | 154.7 | 154.9 | 5.9 | 0.1 |
| Primary products | | 332510-P | 06/85 | 151.8 | 153.1 | 153.4 | 5.4 | .2 |
| All other miscellaneous hardware | | 332510-A | 06/85 | 172.1 | 178.6 | 180.2 | 10.6 | .9 |
| Furniture hardware (excluding cabinet hardware) | | 332510-2 | 06/85 | 177.9 | 178.0 | 178.4 | 2.2 | .2 |
| Builders' hardware | | 332510-4 | 06/85 | 171.7 | 173.4 | 173.8 | 7.5 | .2 |
| Bored doorlocks, locksets, and lock trim, cylindrical and tubular (except deadlocks) | | 332510-42 | 06/85 | 184.0 | 185.2 | 185.9 | 7.8 | .4 |
| Hinges and cabinet hardware | | 332510-45 | 06/85 | 183.9 | 186.9 | 187.8 | 9.8 | .5 |
| Other builders' hardware | | 332510-46 | 06/98 | 125.9 | 128.8 | 128.9 | 8.0 | .1 |
| Padlocks and locksets | | 332510-47 | 06/85 | 158.4 | 158.4 | 158.4 | 6.1 | 0 |
| Motor vehicle hardware (lock units, door/window handles, hinges, license plate brackets, etc.) | | 332510-6 | 06/85 | 115.2 | 115.3 | 115.3 | 1.1 | 0 |
| Other transportation equipment hardware (except motor vehicle hardware) | | 332510-7 | 06/85 | 267.9 | 268.3 | 268.3 | 5.8 | 0 |
| Secondary products and miscellaneous receipts | | 332510-SM | | | | | | |
| Miscellaneous receipts | | 332510-M | 07/85 | 164.9 | 174.3 | (³) | (³) | (³) |
| Secondary products | | 332510-S | 06/85 | 160.0 | 169.9 | 168.8 | 10.8 | -6 |
| Spring & wire product mfg | 3326 | | 12/03 | 119.6 | 119.6 | 119.9 | 2.0 | .3 |
| Spring & wire product mfg | 33261 | | 12/03 | 119.6 | 119.6 | 119.9 | 2.0 | .3 |
| Spring, heavy gauge, manufacturing | 332611 | | 06/81 | 143.5 | 143.0 | 144.3 | .3 | .9 |
| Primary products | | 332611-P | 06/81 | 144.8 | 144.2 | 145.8 | .3 | 1.1 |
| Hot formed steel springs, except wire | | 332611-1 | 06/81 | 150.3 | 149.1 | 152.2 | 2.4 | 2.1 |
| Cold formed steel springs, except wire | | 332611-3 | 06/81 | 135.1 | (³) | (³) | (³) | (³) |
| Secondary products and miscellaneous receipts | | 332611-SM | | | | | | |
| Secondary products | | 332611-S | 06/81 | 148.4 | (³) | (³) | (³) | (³) |
| Spring, light gauge, manufacturing | 332612 | | 12/82 | 144.0 | 144.1 | 144.1 | .1 | 0 |
| Primary products | | 332612-P | 12/82 | 147.8 | 147.7 | 147.7 | -3 | 0 |
| Precision mechanical wire springs | | 332612-2 | 12/82 | 165.5 | 166.7 | 166.6 | 4.3 | -1 |
| Precision mechanical extension and torsion-type wire springs | | 332612-21 | 06/01 | 140.7 | 140.7 | 140.6 | .6 | -1 |
| Precision mechanical compression-type wire springs | | 332612-22 | 06/01 | 110.1 | 111.7 | 111.6 | 8.0 | -1 |
| Other wire springs | | 332612-4 | 12/82 | 135.9 | 135.1 | 135.1 | -3.6 | 0 |
| Secondary products and miscellaneous receipts | | 332612-SM | | | | | | |
| Miscellaneous receipts | | 332612-M | 06/95 | 107.3 | (³) | (³) | (³) | (³) |
| Secondary products | | 332612-S | 12/82 | 115.7 | 115.7 | 115.7 | -2 | 0 |
| Other fabricated wire product manufacturing | 332618 | | 12/82 | 165.1 | 165.2 | 165.7 | 3.2 | .3 |
| Primary products | | 332618-P | 12/82 | 160.8 | 160.8 | 161.4 | 3.2 | .4 |
| Other ferrous wire products, excluding springs, made from purchased wire | | 332618-B | 12/82 | 172.1 | 171.8 | 172.2 | 2.3 | .2 |
| Noninsulated ferrous wire rope, cable, forms & strand, made from purchased wire | | 332618-1 | 12/82 | 160.3 | 162.7 | 162.7 | (³) | 0 |
| Ferrous wire cloth & other ferrous woven wire products, made from purchased wire | | 332618-3 | 12/82 | 137.9 | 137.9 | 137.9 | 1.2 | 0 |
| Nonferrous wire cloth & other nonferrous woven wire products, made from purchased wire | | 332618-5 | 12/82 | 126.7 | (³) | 126.7 | 35.8 | (³) |
| Steel nail, staples, tacks, spikes, & brads, made from purchased wire | | 332618-9 | 12/03 | 100.7 | (³) | (³) | (³) | (³) |
| Secondary products and miscellaneous receipts | | 332618-SM | | | | | | |
| Miscellaneous receipts | | 332618-M | 12/82 | 201.6 | 201.6 | 201.6 | 2.2 | 0 |
| Secondary products | | 332618-S | 12/82 | 180.5 | 181.1 | 181.1 | 4.1 | 0 |
| Mach shops, turn prod, screw, nut, bolt mfg | 3327 | | 12/03 | 117.1 | 117.9 | 120.7 | 7.3 | 2.4 |
| Machine shops | 33271 | | 12/03 | 111.6 | 112.5 | 112.5 | 2.8 | 0 |
| Machine shops | 332710 | | 06/84 | 148.4 | 149.6 | 149.6 | 2.8 | 0 |
| Primary products | | 332710-P | 06/84 | 143.6 | 144.9 | 144.9 | 3.4 | 0 |
| Receipts for machine shop job work and job order repairs | | 332710-0 | 06/84 | 142.6 | 143.9 | 143.9 | 3.4 | 0 |
| Secondary products and miscellaneous receipts | | 332710-SM | | | | | | |
| Secondary products | | 332710-S | 06/84 | 180.0 | 181.9 | 181.6 | -7 | -2 |
| Turned product & screw, nut & bolt mfg | 33272 | | 12/84 | 157.4 | 158.3 | 167.3 | 14.4 | 5.7 |
| Precision turned product manufacturing | 332721 | | 12/83 | 172.0 | 172.2 | 188.3 | 23.3 | 9.3 |
| Primary products | | 332721-P | 12/83 | 154.6 | 154.4 | 157.4 | 7.3 | 1.9 |
| Precision turned products, automotive | | 332721-1 | 12/83 | 140.9 | 141.2 | 142.1 | 6.6 | .6 |
| Precision turned products, except automotive | | 332721-5 | 12/83 | 161.5 | 161.0 | 165.2 | 7.8 | 2.6 |
| Precision turned products, for aircraft | | 332721-51 | 12/83 | 144.5 | 144.5 | 144.5 | .3 | 0 |
| Precision turned products, for household appliances (including radio & TV) | | 332721-52 | 12/83 | 223.0 | 223.0 | 223.0 | 2.4 | 0 |
| Precision turned products, for electric and electronic equipment (except household appliances) | | 332721-53 | 12/88 | 127.3 | 130.0 | 128.6 | 3.7 | -1.1 |
| Precision turned products, for other machinery | | 332721-55 | 12/83 | 119.1 | 119.1 | 119.1 | 0 | 0 |
| Precision turned products, for ordnance & all other end uses | | 332721-56 | 12/83 | 163.6 | 162.0 | 170.7 | 13.0 | 5.4 |
| Secondary products and miscellaneous receipts | | 332721-SM | | | | | | |
| Secondary products | | 332721-S | 12/83 | 181.0 | 181.0 | (³) | (³) | (³) |

See footnotes at end of table.

Table 5. Producer price indexes for the net output of selected industries and their products, not seasonally adjusted
—Continued

| Industry and product ¹ | Industry code | Product code | Index base | Index | | | Percent change to May 2007 from: | |
|--|---------------|--------------|------------|------------------------|------------------------|-----------------------|----------------------------------|------------------|
| | | | | Jan. 2007 ² | Apr. 2007 ² | May 2007 ² | May 2006 | Apr. 2007 |
| Bolt, nut, screw, rivet, and washer mfg | 332722 | | 06/82 | 154.2 | 156.1 | 156.5 | 3.2 | 0.3 |
| Primary products | | 332722-P | 06/82 | 155.6 | 157.6 | 158.1 | 3.5 | .3 |
| Products (except fasteners), made by cold-, warm- or hot-heading processes | | 332722-A | 06/82 | 143.8 | 148.3 | 148.3 | 4.9 | 0 |
| Aircraft fasteners, except plastics (including aerospace) | | 332722-1 | 06/82 | 227.3 | 232.3 | 232.9 | 5.6 | .3 |
| Externally threaded metal fasteners (except aircraft types) | | 332722-3 | 06/82 | 144.3 | 145.8 | 146.1 | 2.8 | .2 |
| Hex bolts, including heavy, tap-and-joint, excluding high-strength structural & aircraft types | | 332722-3122 | 06/82 | 152.0 | 152.4 | 152.4 | .7 | 0 |
| Other metal bolts, incl. square, round, plow, high-strength structural & bent bolts | | 332722-3133 | 12/99 | 156.4 | (³) | (³) | (³) | (³) |
| Cap, set, machine, lag, flange, and self-locking screws (except aircraft types) | | 332722-3144 | 12/87 | 155.7 | 161.7 | 161.7 | 4.5 | 0 |
| Tapping screws incl flat, hex, oval & pan; wood screws incl flat, oval & round (ex aircraft) | | 332722-3155 | 06/82 | 142.4 | 144.5 | 144.5 | 2.0 | 0 |
| Other externally threaded metal fasteners, including studs (except aircraft types) | | 332722-3199 | 12/99 | 107.6 | 109.0 | 109.0 | 2.5 | 0 |
| Internally threaded fasteners (except aircraft types) | | 332722-5 | 06/82 | 110.2 | 110.7 | 110.8 | 2.5 | .1 |
| Nonthreaded metal fasteners (except aircraft types) | | 332722-6 | 06/82 | 170.2 | 170.4 | 172.2 | 2.8 | 1.1 |
| Secondary products and miscellaneous receipts | | 332722-SM | | | | | | |
| Miscellaneous receipts | | 332722-M | 06/82 | 168.2 | 169.0 | 169.0 | -1.1 | 0 |
| Secondary products | | 332722-S | 06/82 | 113.7 | 113.8 | (³) | (³) | (³) |
| Coating/engrave/heat treating & other activity | 3328 | | 12/03 | 115.1 | 114.9 | 115.5 | 4.6 | .5 |
| Coating/engrave/heat treating & other activity | 33281 | | 12/84 | 158.4 | 158.1 | 158.9 | 4.7 | .5 |
| Metal heat treating | 332811 | | 06/85 | 127.5 | 127.7 | 128.2 | 1.5 | .4 |
| Primary products | | 332811-P | 06/85 | 128.4 | 128.5 | 129.0 | 1.6 | .4 |
| Metal heat treating | | 332811-0 | 06/85 | 128.4 | 128.5 | 129.0 | 1.6 | .4 |
| Secondary products and miscellaneous receipts | | 332811-SM | | | | | | |
| Metal coating and nonprecious engraving | 332812 | | 12/84 | 149.4 | 147.8 | 148.9 | 6.1 | .7 |
| Primary products | | 332812-P | 12/84 | 150.8 | 149.4 | 149.8 | 7.3 | .3 |
| Metal coating, engraving, and allied services | | 332812-1 | 12/84 | 150.8 | 149.4 | 149.8 | 7.3 | .3 |
| Etching and engraving | | 332812-11 | 06/97 | 101.5 | 104.4 | 104.4 | 2.9 | 0 |
| Metal coating | | 332812-12 | 06/97 | 127.9 | 126.4 | 126.8 | 7.6 | .3 |
| Metal galvanizing and other hot dip metal coating | | 332812-121 | 12/84 | 180.5 | 168.9 | 170.9 | 15.8 | 1.2 |
| Organic metal coatings, including plastics, enamels and lacquers | | 332812-122 | 12/84 | 143.1 | 146.5 | 146.3 | 6.0 | -.1 |
| Metal liquid spray coating, including electrostatic coating | | 332812-12212 | 12/84 | 155.9 | 155.9 | 155.9 | 2.4 | 0 |
| Metal powder coating, including electrostatic and fluidized bed | | 332812-12213 | 06/97 | (³) | (³) | (³) | (³) | (³) |
| All other organic coatings, including curtain and wash coatings | | 332812-12214 | 12/84 | 145.3 | 152.5 | 152.1 | 6.3 | -.3 |
| Inorganic metal coatings, including porcelain coatings | | 332812-123 | 06/97 | 101.5 | 101.5 | 101.5 | 0 | 0 |
| Secondary products and miscellaneous receipts | | 332812-SM | | | | | | |
| Miscellaneous receipts | | 332812-M | 12/89 | 118.1 | 118.1 | 118.1 | -10.8 | 0 |
| Secondary products | | 332812-S | 12/84 | 144.6 | 141.5 | 152.4 | -5.2 | 7.7 |
| Electroplating, anodizing, and coloring metal | 332813 | | 12/84 | 168.7 | 170.8 | 171.4 | 4.5 | .4 |
| Primary products | | 332813-P | 12/84 | 170.0 | 172.0 | 172.8 | 4.7 | .5 |
| Electroplating, plating, polishing, anodizing and coloring | | 332813-0 | 12/84 | 170.0 | 172.0 | 172.8 | 4.7 | .5 |
| Secondary products and miscellaneous receipts | | 332813-SM | | | | | | |
| Miscellaneous receipts | | 332813-M | 12/89 | 132.2 | 137.7 | 132.2 | -.6 | -4.0 |
| Secondary products | | 332813-S | 12/84 | 163.3 | 163.8 | 164.0 | 4.9 | .1 |
| Other fabricated metal product mfg | 3329 | | 12/03 | 119.2 | 120.3 | 121.0 | 6.0 | .6 |
| Metal valve mfg | 33291 | | 12/03 | 123.2 | 125.0 | 126.1 | 8.9 | .9 |
| Industrial valve manufacturing | 332911 | | 06/91 | 166.8 | 169.4 | 171.4 | 10.9 | 1.2 |
| Primary products | | 332911-P | 06/91 | 167.3 | 170.7 | 172.4 | 11.1 | 1.0 |
| Industrial plug valves (all metals, pressures, and types), incl lubricated, cylindrical, etc. | | 332911-A | 12/82 | 174.6 | 177.0 | 177.0 | 8.1 | 0 |
| All other miscellaneous industrial valves | | 332911-B | 06/91 | 167.0 | 171.4 | 166.6 | 8.9 | -2.8 |
| Industrial ball valves (all metals, pressures, and types), incl. manual & power operated | | 332911-C | 06/91 | 161.4 | 165.5 | 173.4 | 15.2 | 4.8 |
| Nuclear valves (N-stamp only) | | 332911-D | 12/98 | (³) | (³) | (³) | (³) | (³) |
| Automatic regulating and control valves and parts (except nuclear), power operated | | 332911-F | 12/82 | 195.7 | 198.4 | 200.0 | 9.8 | .8 |
| Solenoid-operated valves and parts, except nuclear and fluid power transfer ... | | 332911-H | 12/82 | 191.3 | 191.7 | 211.5 | 16.0 | 10.3 |
| Gates, globes, angles, straightway (y-type) checks, stop & check, cross, 3- & 4- way, etc. | | 332911-1 | 06/91 | 199.1 | 203.8 | 204.2 | 11.3 | .2 |
| Industrial valves for water works and municipal equipment (IBBM, AWWA, and UL) | | 332911-2 | 06/91 | 222.8 | 228.3 | 228.3 | 14.0 | 0 |
| Industrial butterfly valves (all metals, pressures, and types), incl. manual & power operated | | 332911-4 | 06/91 | 137.9 | 139.6 | 141.2 | 4.0 | 1.1 |
| Secondary products and miscellaneous receipts | | 332911-SM | | | | | | |
| Miscellaneous receipts | | 332911-M | 06/91 | 158.9 | 158.9 | 162.2 | 8.3 | 2.1 |
| Secondary products | | 332911-S | 06/91 | 167.4 | 165.3 | 169.0 | 11.0 | 2.2 |

See footnotes at end of table.

Table 5. Producer price indexes for the net output of selected industries and their products, not seasonally adjusted
—Continued

| Industry and product ¹ | Industry code | Product code | Index base | Index | | | Percent change to May 2007 from: | |
|--|---------------|--------------|------------|------------------------|------------------------|-----------------------|----------------------------------|------------------|
| | | | | Jan. 2007 ² | Apr. 2007 ² | May 2007 ² | May 2006 | Apr. 2007 |
| Fluid power valve and hose fitting mfg | 332912 | | 06/91 | 158.9 | 160.7 | 161.4 | 5.6 | 0.4 |
| Primary products | | 332912-P | 06/91 | 158.0 | 160.0 | 160.6 | 5.7 | .4 |
| Parts for fluid power valves | | 332912-G | 06/91 | 151.3 | 153.0 | 154.3 | 2.1 | .8 |
| Nonaerospace type flareless fittings and couplings (incl. nonmetal fittings) use | | 332912-K | 06/91 | 155.5 | 155.5 | 155.6 | 10.0 | .1 |
| Nonaerospace type hydraulic and pneumatic fittings and couplings for hose | | 332912-L | 06/91 | 158.5 | 158.5 | 158.6 | 5.7 | .1 |
| Nonaerospace type hydraulic and pneumatic assemblies of hose | | 332912-N | 12/98 | 107.7 | (³) | 111.2 | 2.7 | (³) |
| Aerospace type hydraulic and pneumatic hose or tube end fittings and assemblies | | 332912-4 | 06/91 | 221.4 | (³) | 233.8 | 6.8 | (³) |
| Nonaerospace type hydraulic directional control valves | | 332912-5 | 06/91 | 138.8 | 140.2 | 143.4 | 7.7 | 2.3 |
| Manual types | | 332912-511 | 06/91 | 151.6 | 153.6 | 154.3 | 9.3 | .5 |
| All other, including solenoid types | | 332912-512 | 06/91 | 119.6 | 120.3 | 126.2 | 5.4 | 4.9 |
| Nonaerospace type flared (metal) fittings, couplings and assemblies | | 332912-6 | 06/91 | 149.1 | 149.1 | 149.2 | 4.8 | .1 |
| Nonaerospace type hydraulic valves, except directional control | | 332912-7 | 12/98 | 139.4 | 140.8 | 141.0 | 14.4 | .1 |
| Cartridge valves | | 332912-711 | 12/98 | 128.2 | 133.2 | 134.0 | 5.3 | .6 |
| All other, including electrohydraulic | | 332912-712 | 12/98 | 143.9 | 143.9 | 143.9 | 18.4 | 0 |
| Nonaerospace type pneumatic directional control valves | | 332912-9 | 06/91 | 143.2 | 144.3 | 146.0 | 3.6 | 1.2 |
| Solenoid types | | 332912-911 | 06/91 | 148.7 | 149.6 | 150.6 | 2.4 | .7 |
| All other, including mechanical and remote pilot | | 332912-912 | 12/98 | 115.0 | 116.1 | 118.5 | 6.0 | 2.1 |
| Secondary products and miscellaneous receipts | | 332912-SM | | | | | | |
| Miscellaneous receipts | | 332912-M | 12/98 | 122.9 | 122.9 | 126.4 | 4.0 | 2.8 |
| Secondary products | | 332912-S | 06/91 | 167.6 | 168.4 | 168.4 | 5.6 | 0 |
| Plumbing fixture fitting and trim mfg | 332913 | | 06/83 | 218.2 | 223.8 | 227.2 | 9.7 | 1.5 |
| Primary products | | 332913-P | 06/83 | 226.4 | 233.5 | 232.8 | 9.1 | -3 |
| Single lever plumbing fixture controls, 2- or 3-handle bath or shower fittings, antiscald, etc | | 332913-1 | 06/83 | 198.1 | 202.9 | 202.0 | 4.3 | -4 |
| Lavatory single lever controls (metallic and nonmetallic) | | 332913-111 | 06/98 | 106.0 | 110.5 | 108.6 | 7.2 | -1.7 |
| Two and three handle bath and shower fittings | | 332913-113 | 06/98 | 115.0 | 114.6 | 118.3 | 3.3 | 3.2 |
| Anti-scald bath and shower valves | | 332913-115 | 06/98 | 110.7 | (³) | 110.7 | -6 | (³) |
| Lavatory and sink fittings (ex. single control), including drains and overflows (brass goods) | | 332913-3 | 06/98 | 118.9 | 125.5 | 120.2 | 3.1 | -4.2 |
| Miscellaneous plumbing fixtures, fittings, and trim (brass goods) | | 332913-8 | 06/83 | 252.3 | 259.2 | 263.1 | 15.8 | 1.5 |
| Secondary products and miscellaneous receipts | | 332913-SM | | | | | | |
| Other metal valve and pipe fitting mfg | 332919 | | 12/82 | 214.4 | 215.1 | 215.1 | 8.3 | 0 |
| Primary products | | 332919-P | 12/82 | 217.5 | 218.4 | 218.4 | 10.0 | 0 |
| Plumbing and heating valves and specialties, except plumbers' brass goods | | 332919-1 | 12/82 | 238.7 | 237.6 | (³) | (³) | (³) |
| Metal fittings, flanges, and unions for piping systems | | 332919-4 | 12/82 | 255.6 | 257.4 | 257.4 | 7.1 | 0 |
| Secondary products and miscellaneous receipts | | 332919-SM | | | | | | |
| Miscellaneous receipts | | 332919-M | 12/82 | 149.1 | 149.1 | 149.1 | 3.1 | 0 |
| Secondary products | | 332919-S | 12/82 | 206.3 | 206.3 | (³) | (³) | (³) |
| All other fabricated metal product mfg | 332999 | | 12/03 | 115.7 | 116.4 | 116.8 | 3.7 | .3 |
| Ball and roller bearing manufacturing | 332991 | | 06/83 | 199.8 | 200.5 | 199.7 | 4.0 | -4 |
| Primary products | | 332991-P | 06/83 | 197.5 | 198.2 | 197.5 | 4.1 | -4 |
| Ball bearings, complete, unmounted | | 332991-1 | 06/83 | 196.7 | 196.9 | 195.2 | .5 | -9 |
| Tapered roller bearings (including cups & cones), unmounted | | 332991-3 | 06/83 | 175.0 | 175.0 | 175.0 | 10.7 | 0 |
| Roller bearings, except tapered, unmounted | | 332991-5 | 06/83 | 232.0 | 232.5 | 231.7 | 2.3 | -3 |
| Mounted bearings, except plain | | 332991-7 | 06/83 | 244.0 | 250.4 | 250.4 | 5.2 | 0 |
| Parts and components for ball and roller bearings, including balls and rollers, sold separatel | | 332991-9 | 06/83 | 170.3 | 170.8 | 170.8 | 2.8 | 0 |
| Secondary products and miscellaneous receipts | | 332991-SM | | | | | | |
| Secondary products | | 332991-S | 06/83 | 221.3 | 221.3 | 221.3 | .2 | 0 |
| Small arms ammunition manufacturing | 332992 | | 06/85 | 140.9 | 141.8 | 142.0 | 8.1 | .1 |
| Primary products | | 332992-P | 06/85 | 159.6 | 160.7 | 161.0 | 9.2 | .2 |
| Small arms ammunition | | 332992-0 | 12/06 | 100.2 | 100.8 | 101.0 | (³) | .2 |
| Small arms cartridges and shells | | 332992-0A | 06/85 | 143.5 | 144.7 | 144.7 | 9.9 | 0 |
| Ammunition components | | 332992-06 | 06/02 | 132.0 | 132.9 | 133.5 | 11.8 | .5 |
| Other ammo products, including industrial shells & cartridges, air gun ammo, percussion caps | | 332992-07 | 06/02 | 118.4 | 117.7 | 119.0 | 8.0 | 1.1 |
| Secondary products and miscellaneous receipts | | 332992-SM | | | | | | |
| Miscellaneous receipts | | 332992-M | 06/02 | 116.1 | 116.1 | 116.1 | 8.9 | 0 |
| Ammunition, except small arms, manufacturing | 332993 | | 12/85 | 150.2 | 149.4 | 150.3 | .1 | .6 |
| Primary products | | 332993-P | 12/85 | 136.9 | 135.5 | 137.2 | .1 | 1.3 |
| Artillery ammunition (more than 30 mm, more than 1.18 in.) | | 332993-1 | 12/85 | (³) | (³) | (³) | (³) | (³) |
| All other miscellaneous ammunition (except small arms) | | 332993-3 | 12/85 | 117.7 | 114.5 | 118.3 | 4.9 | 3.3 |
| Secondary products and miscellaneous receipts | | 332993-SM | | | | | | |
| Small arms manufacturing | 332994 | | 06/85 | 189.2 | 189.5 | 189.5 | 3.0 | 0 |
| Primary products | | 332994-P | 06/85 | 184.9 | 185.2 | 185.3 | 3.4 | .1 |
| Machine guns, 30 mm or less, or 1.18 in or less | | 332994-1 | 12/04 | 101.0 | (³) | 101.0 | 5.6 | (³) |
| Small arms, 30 mm or less, or 1.18 in. or less | | 332994-9 | 12/04 | 105.8 | 106.0 | 106.0 | 3.2 | 0 |
| Secondary products and miscellaneous receipts | | 332994-SM | | | | | | |

See footnotes at end of table.

Table 5. Producer price indexes for the net output of selected industries and their products, not seasonally adjusted
—Continued

| Industry and product ¹ | Industry code | Product code | Index base | Index | | | Percent change to May 2007 from: | |
|---|---------------|--------------|------------|------------------------|------------------------|-----------------------|----------------------------------|------------------|
| | | | | Jan. 2007 ² | Apr. 2007 ² | May 2007 ² | May 2006 | Apr. 2007 |
| Small arms manufacturing—Continued | | | | | | | | |
| Miscellaneous receipts | | 332994-M | 08/85 | 291.0 | 291.0 | 291.0 | 0.3 | 0.0 |
| Other ordnance and accessories manufacturing | 332995 | | 12/85 | 136.7 | 138.2 | 138.2 | -.4 | 0 |
| Primary products | | 332995-P | 12/85 | 157.4 | 159.2 | 159.2 | -.4 | 0 |
| All other miscellaneous ordnance and accessories, incl. rocket projectors, etc. (incl. parts) | | 332995-2 | 12/85 | 140.5 | 142.1 | 142.0 | -.4 | -.1 |
| Fabricated pipe and pipe fitting mfg | 332996 | | 06/81 | 217.2 | 214.5 | 217.4 | 1.8 | 1.4 |
| Primary products | | 332996-P | 06/81 | 209.2 | 207.7 | 210.9 | .7 | 1.5 |
| Fabricated pipe and pipe fittings made from purchased pipe | | 332996-0 | 12/02 | 138.4 | 137.4 | 139.5 | .7 | 1.5 |
| Fabricated iron and steel pipe and pipe fittings made from purchased pipe .. | | 332996-01 | 06/81 | 200.6 | 199.5 | 202.6 | -1.9 | 1.6 |
| All other nonferrous fabricated pipe and pipe fittings made from purchased pipe | | 332996-02 | 06/81 | 276.2 | (³) | (³) | (³) | (³) |
| Secondary products and miscellaneous receipts | | 332996-SM | | | | | | |
| Miscellaneous receipts | | 332996-M | 08/81 | 307.5 | 291.2 | (³) | (³) | (³) |
| Secondary products | | 332996-S | 04/82 | (³) | (³) | (³) | (³) | (³) |
| Industrial pattern manufacturing | 332997 | | 12/84 | 142.6 | 143.5 | 144.9 | 3.2 | 1.0 |
| Primary products | | 332997-P | 12/84 | 142.9 | 144.0 | 145.8 | 3.3 | 1.3 |
| Industrial patterns | | 332997-0 | 12/84 | 142.9 | 144.0 | 145.8 | 3.3 | 1.3 |
| Foundry patterns | | 332997-01 | 12/84 | 145.3 | 145.4 | 147.6 | 2.8 | 1.5 |
| All other industrial patterns, except shoe patterns | | 332997-02 | 12/84 | 139.0 | 143.0 | 143.4 | 4.9 | .3 |
| Secondary products and miscellaneous receipts | | 332997-SM | | | | | | |
| Miscellaneous receipts | | 332997-M | 06/06 | 103.4 | (³) | 103.4 | (³) | (³) |
| Secondary products | | 332997-S | 12/84 | 137.6 | 137.6 | (³) | (³) | (³) |
| Enameled iron and metal sanitary ware mfg | 332998 | | 12/80 | 222.1 | 224.4 | 233.2 | 12.3 | 3.9 |
| Primary products | | 332998-P | 12/80 | 227.7 | 229.4 | 237.6 | 9.9 | 3.6 |
| Enameled iron and metal sanitary ware | | 332998-0 | 12/80 | 210.0 | 211.6 | 219.1 | 9.8 | 3.5 |
| Secondary products and miscellaneous receipts | | 332998-SM | | | | | | |
| Miscellaneous receipts | | 332998-M | 06/05 | (³) | (³) | (³) | (³) | (³) |
| Secondary products | | 332998-S | 12/80 | 188.7 | 199.0 | 209.7 | 28.4 | 5.4 |
| Miscellaneous fabricated metal product mfg | 332999 | | 12/03 | 112.9 | 114.4 | 114.3 | 3.8 | -.1 |
| Primary products | | 332999-P | 12/03 | 115.1 | 116.4 | 116.3 | 3.8 | -.1 |
| Metal ladders | | 332999-B | 06/85 | 145.3 | 153.9 | 151.9 | 6.9 | -1.3 |
| All other miscellaneous fabricated metal products | | 332999-H | 06/85 | 151.0 | 152.2 | 152.1 | 2.4 | -.1 |
| Converted unmounted aluminum foil packaging products | | 332999-2 | 12/90 | 121.7 | (³) | 124.0 | 12.6 | (³) |
| Secondary products and miscellaneous receipts | | 332999-SM | | | | | | |
| Secondary products | | 332999-S | 12/03 | 107.9 | 110.5 | 110.5 | 3.8 | 0 |
| Machinery manufacturing | 333 | | 12/03 | 111.0 | 112.0 | 112.2 | 3.6 | .2 |
| Ag., construction, and mining machinery mfg | 3331 | | 12/03 | 114.3 | 114.7 | 115.3 | 3.5 | .5 |
| Agricultural implement manufacturing | 33311 | | 12/03 | 109.8 | 109.9 | 110.4 | 2.5 | .5 |
| Farm machinery and equipment manufacturing | 333111 | | 12/82 | 171.9 | 172.8 | 173.4 | 2.8 | .3 |
| Primary products | | 333111-P | 12/82 | 173.0 | 174.0 | 174.2 | 2.7 | .1 |
| Haying machinery and attachments | | 333111-A | 12/82 | 167.9 | 169.0 | 169.5 | 2.5 | .3 |
| Parts for farm machinery, for sale separately | | 333111-C | 12/82 | 156.3 | 156.3 | 156.3 | 3.5 | 0 |
| Farm plows, harrows, rollers, pulverizers, etc., & attachments | | 333111-E | 12/02 | 135.2 | 134.9 | 134.9 | 4.0 | 0 |
| All other farm machinery & equipment, excluding parts, including attachments | | 333111-G | 12/82 | 186.2 | 190.8 | 190.8 | 3.8 | 0 |
| Commercial turf and grounds care equipment, including parts and attachments | | 333111-J | 12/82 | 181.7 | 181.6 | 181.4 | 2.4 | -.1 |
| Farm-type (power take-off hp) wheel tractors (2/4-wheel drive)(with or without attachments) | | 333111-1 | 12/82 | 166.5 | 166.5 | 166.5 | 1.0 | 0 |
| Farm dairy equip., sprayers and dusters, farm blowers, and attachments | | 333111-4 | 12/82 | 164.8 | 168.3 | 171.8 | 8.1 | 2.1 |
| Planting, seeding, and fertilizing machinery and attachments | | 333111-7 | 12/82 | 170.1 | 170.6 | 171.2 | 2.1 | .4 |
| Harvesting machinery (except hay and straw) and attachments | | 333111-9 | 12/82 | 180.5 | 180.8 | 180.8 | 2.0 | 0 |
| Secondary products and miscellaneous receipts | | 333111-SM | | | | | | |
| Miscellaneous receipts | | 333111-M | 12/82 | 147.4 | 148.6 | 153.4 | 7.4 | 3.2 |
| Secondary products | | 333111-S | 12/82 | 152.6 | 152.6 | 152.6 | 0 | 0 |
| Lawn and garden equipment manufacturing | 333112 | | 12/82 | 129.5 | 128.2 | 129.1 | 1.5 | .7 |
| Primary products | | 333112-P | 12/82 | 131.7 | 130.2 | 131.3 | 1.5 | .8 |
| Consumer nonriding lawn, garden, and snow equipment | | 333112-1 | 12/82 | 122.9 | 123.3 | 123.1 | 1.3 | -.2 |
| Consumer riding lawn, garden, and snow equipment | | 333112-3 | 12/82 | 142.9 | 139.6 | 141.8 | .3 | 1.6 |
| Parts and attachments for consumer lawn, garden, and snow equipment | | 333112-7 | 06/03 | 107.5 | 105.8 | 107.2 | 5.7 | 1.3 |
| Secondary products and miscellaneous receipts | | 333112-SM | | | | | | |
| Miscellaneous receipts | | 333112-M | 06/03 | 102.3 | 102.3 | 102.3 | -1.2 | 0 |
| Secondary products | | 333112-S | 12/82 | 117.2 | 117.6 | 117.6 | 6.6 | 0 |
| Construction machinery manufacturing | 33312 | | 12/03 | 114.9 | 115.1 | 115.5 | 3.0 | .3 |
| Construction machinery manufacturing | 333120 | | 12/80 | 205.2 | 205.6 | 206.3 | 3.0 | .3 |

See footnotes at end of table.

Table 5. Producer price indexes for the net output of selected industries and their products, not seasonally adjusted
—Continued

| Industry and product ¹ | Industry code | Product code | Index base | Index | | | Percent change to May 2007 from: | |
|--|---------------|--------------|------------|------------------------|------------------------|-----------------------|----------------------------------|------------------|
| | | | | Jan. 2007 ² | Apr. 2007 ² | May 2007 ² | May 2006 | Apr. 2007 |
| Construction machinery manufacturing—Continued | | | | | | | | |
| Primary products | | 333120-P | 12/80 | 198.1 | 198.5 | 198.8 | 2.3 | 0.2 |
| Power cranes, dozers, tractors, off-hwy trucks, mixers, pavers, backhoes, etc. | | 333120-1 | 12/03 | 113.1 | 113.3 | 113.2 | 1.4 | -.1 |
| Power cranes, draglines, shovels (including surface mining equipment) (excluding parts) | | 333120-11 | 12/99 | 124.6 | 124.6 | 124.6 | .6 | 0 |
| Mixers, pavers, and related equipment (excluding parts) | | 333120-12 | 12/80 | 172.0 | 173.0 | 173.0 | 3.3 | 0 |
| Off-highway trucks, haulers, truck-type tractor chassis, trailers and wagons, excl. parts | | 333120-13 | 12/03 | 110.9 | 111.7 | 111.5 | .6 | -.2 |
| Tractor shovel loaders (skid steer, wheel, crawler, & integral-design loader-backhoes) | | 333120-14 | 12/80 | 202.8 | 205.3 | 203.8 | 1.2 | -.7 |
| Construction wheel & crawler tractors, dozers, & self-propelled log skidders | | 333120-15 | 12/03 | 111.4 | 111.4 | 111.4 | (³) | 0 |
| Motor graders & light maintainers, incl rollers & compactors, forklifts, scrapers, & trenchers | | 333120-16 | 12/03 | 113.6 | 112.8 | 112.8 | 1.7 | 0 |
| Construction machinery for mounting on tractors (exc parts, winches, snow clearing attach.) | | 333120-17 | 12/99 | 120.9 | 120.9 | 121.0 | .2 | .1 |
| Other construction machinery and equipment (excluding parts) | | 333120-8 | 12/03 | 119.0 | 119.0 | 119.0 | 5.0 | 0 |
| Parts for construction machinery and equipment, sold separately | | 333120-9 | 12/99 | 118.5 | 119.1 | 121.0 | 4.9 | 1.6 |
| Secondary products and miscellaneous receipts | | 333120-SM | | | | | | |
| Miscellaneous receipts | | 333120-M | 12/80 | 325.4 | 326.2 | 326.2 | 5.6 | 0 |
| Secondary products | | 333120-S | 12/80 | 213.8 | 214.0 | 222.2 | 8.1 | 3.8 |
| Mining and oil and gas field machinery mfg | 33313 | | 12/03 | 124.6 | 125.9 | 127.3 | 7.2 | 1.1 |
| Mining machinery and equipment manufacturing | | | | | | | | |
| Primary products | 333131 | | 06/81 | 196.7 | 198.1 | 204.2 | 7.6 | 3.1 |
| Underground mining machinery (except parts sold separately) | | 333131-P | 06/81 | 201.7 | 202.9 | 205.8 | 5.5 | 1.4 |
| Mineral processing & beneficiation machinery (except parts sold separately) ... | | 333131-1 | 06/81 | 211.7 | 212.3 | 212.3 | 2.6 | 0 |
| Crushing, pulverizing & screening machinery (except parts sold separately) | | 333131-3 | 06/81 | 225.9 | 226.3 | 245.3 | 10.4 | 8.4 |
| Drills and other mining machinery (except parts sold separately) | | 333131-5 | 06/81 | 244.3 | 244.7 | 244.6 | 3.2 | 0 |
| Parts and attachments for mining machinery and equipment (sold separately) . | | 333131-7 | 06/81 | 220.7 | 222.3 | 223.7 | 4.3 | .6 |
| Secondary products and miscellaneous receipts | | 333131-9 | 06/81 | 183.8 | 185.6 | 187.4 | 7.5 | 1.0 |
| Miscellaneous receipts | | 333131-SM | | | | | | |
| Secondary products | | 333131-M | 06/81 | 169.4 | 172.3 | (³) | (³) | (³) |
| Oil and gas field machinery and equipment | | | | | | | | |
| Primary products | 333132 | | 12/80 | 220.4 | 222.8 | 224.1 | 7.2 | .6 |
| Rotary oil and gas field drilling machinery and equipment | | 333132-P | 12/80 | 220.3 | 222.8 | 224.3 | 7.6 | .7 |
| Other oil and gas field drilling machinery and equipment | | 333132-1 | 12/86 | 238.6 | 240.4 | 241.9 | 9.0 | .6 |
| Oil and gas field production machinery and equipment (except pumps) | | 333132-2 | 12/86 | 215.3 | 223.6 | 223.6 | 7.2 | 0 |
| Portable oil and gas field drilling rigs and parts (above ground) | | 333132-4 | 12/80 | 172.0 | 175.0 | 174.8 | 6.5 | -.1 |
| Oil and gas field derricks and well surveying machinery | | 333132-7 | 12/86 | 164.5 | 153.1 | 164.5 | 11.1 | 7.4 |
| Secondary products and miscellaneous receipts | | 333132-9 | 12/86 | 88.6 | (³) | (³) | (³) | (³) |
| Miscellaneous receipts | | 333132-SM | | | | | | |
| Secondary products | | 333132-M | 12/80 | 236.4 | 239.1 | 239.1 | 6.5 | 0 |
| Secondary products | | 333132-S | 12/80 | 167.9 | 167.9 | 167.9 | 1.7 | 0 |
| Industrial machinery manufacturing | | | | | | | | |
| Sawmill and woodworking machinery | 3332 | | 12/84 | 162.1 | 163.3 | 163.0 | 3.2 | -.2 |
| Sawmill and woodworking machinery | | | | | | | | |
| Primary products | 33321 | | 12/03 | 110.1 | 110.8 | 110.6 | 2.7 | -.2 |
| Woodworking machinery, including parts, attachments, and accessories | 333210 | | 12/80 | 175.3 | 176.4 | 176.1 | 2.7 | -.2 |
| Secondary products and miscellaneous receipts | | 333210-P | 12/80 | 180.0 | 181.3 | 181.0 | 2.8 | -.2 |
| Miscellaneous receipts | | 333210-3 | 12/80 | 170.9 | 172.1 | 171.8 | 2.8 | -.2 |
| Secondary products | | 333210-SM | | | | | | |
| Miscellaneous receipts | | 333210-M | 04/81 | 80.4 | 80.4 | 80.4 | 1.4 | 0 |
| Secondary products | | 333210-S | 12/80 | 201.7 | 202.8 | 202.8 | 2.9 | 0 |
| Plastics and rubber industry machinery | | | | | | | | |
| Plastics and rubber industry machinery | 33322 | | 12/03 | 111.1 | 110.4 | 110.5 | 1.8 | .1 |
| Plastics and rubber industry machinery | | | | | | | | |
| Primary products | 333220 | | 12/03 | 111.1 | 110.4 | 110.5 | 1.8 | .1 |
| Plastics working machinery and equipment, excluding patterns and molds | | 333220-P | 12/03 | 107.7 | 106.7 | 106.9 | -.3 | .2 |
| Rubber working machinery and equipment, excluding tire molds | | 333220-1 | 12/81 | 186.4 | 184.5 | 184.8 | -.6 | .2 |
| Secondary products and miscellaneous receipts | | 333220-3 | 12/81 | 190.1 | 190.1 | (³) | (³) | (³) |
| Miscellaneous receipts | | 333220-SM | | | | | | |
| Secondary products | | 333220-M | 12/03 | 137.6 | 139.1 | 139.1 | 20.5 | 0 |
| Secondary products | | 333220-S | 12/03 | (³) | (³) | (³) | (³) | (³) |
| Other industrial machinery manufacturing | | | | | | | | |
| Paper industries machinery manufacturing | 33329 | | 12/84 | 161.4 | 162.8 | 162.5 | 3.5 | -.2 |
| Paper industries machinery manufacturing | | | | | | | | |
| Primary products | 333291 | | 06/82 | 182.6 | 188.4 | 187.9 | 3.1 | -.3 |
| Paper industries machinery | | 333291-P | 06/82 | 186.7 | 190.9 | 190.4 | 1.8 | -.3 |
| Parts and attachments for paper industries machinery | | 333291-1 | 12/03 | 104.7 | 107.3 | 106.2 | 1.7 | -1.0 |
| Secondary products and miscellaneous receipts | | 333291-3 | 06/82 | 173.7 | 177.0 | 178.6 | 1.2 | .9 |
| Miscellaneous receipts | | 333291-SM | | | | | | |
| Secondary products | | 333291-M | 06/82 | 152.0 | 156.9 | 156.9 | 6.6 | 0 |
| Secondary products | | 333291-S | 03/97 | 109.6 | 123.2 | 123.2 | (³) | 0 |

See footnotes at end of table.

Table 5. Producer price indexes for the net output of selected industries and their products, not seasonally adjusted
—Continued

| Industry and product ¹ | Industry code | Product code | Index base | Index | | | Percent change to May 2007 from: | |
|--|---------------|--------------|------------|------------------------|------------------------|-----------------------|----------------------------------|------------------|
| | | | | Jan. 2007 ² | Apr. 2007 ² | May 2007 ² | May 2006 | Apr. 2007 |
| Textile machinery manufacturing | 333292 | | 12/80 | 187.8 | 191.5 | 192.0 | 2.0 | 0.3 |
| Primary products | | 333292-P | 12/80 | 192.9 | 193.7 | 194.6 | .3 | .5 |
| Textile machinery (except parts, attachments, and accessories) | | 333292-1 | 12/80 | 188.1 | 189.1 | 189.1 | -.8 | 0 |
| Parts and attachments for textile machinery | | 333292-3 | 12/80 | 200.6 | 201.2 | 203.6 | 2.1 | 1.2 |
| Secondary products and miscellaneous receipts | | 333292-SM | | | | | | |
| Miscellaneous receipts | | 333292-M | 06/86 | 122.1 | 132.6 | 132.3 | 10.2 | -.2 |
| Printing machinery and equipment mfg | 333293 | | 12/82 | 154.5 | 155.8 | 155.3 | 3.7 | -.3 |
| Primary products | | 333293-P | 12/82 | 150.8 | 152.2 | 151.6 | 3.9 | -.4 |
| Printing presses, offset lithographic | | 333293-1 | 12/82 | (³) | (³) | (³) | (³) | (³) |
| Printing presses, other than lithographic | | 333293-2 | 12/82 | 165.8 | 173.8 | 172.1 | 2.9 | -1.0 |
| Binding machinery and equipment | | 333293-6 | 12/88 | 148.0 | (³) | (³) | (³) | (³) |
| All other miscellaneous printing trades machinery | | 333293-9 | 12/88 | 122.3 | 122.9 | 122.3 | 1.1 | -.5 |
| Other printing machinery and equipment, incl. pre-press preparation equipment | | 333293-911 | 06/01 | 97.6 | 97.6 | 97.6 | -.4 | 0 |
| Parts, attachments, and accessories for printing trades machinery | | 333293-912 | 06/01 | 107.7 | 109.1 | 107.7 | 3.8 | -1.3 |
| Secondary products and miscellaneous receipts | | 333293-SM | | | | | | |
| Miscellaneous receipts | | 333293-M | 12/82 | 183.1 | 183.1 | 183.1 | 3.4 | 0 |
| Food product machinery manufacturing | 333294 | | 12/83 | 210.6 | 213.4 | 213.8 | 9.5 | .2 |
| Primary products | | 333294-P | 12/83 | 217.3 | 220.4 | 220.8 | 10.1 | .2 |
| Dairy and milk products plant machinery and equipment | | 333294-1 | 12/83 | 215.5 | 218.6 | 218.7 | 5.7 | 0 |
| Commercial food products machinery (except packaging and cooking equipment) | | 333294-3 | 12/83 | 194.3 | 197.3 | 198.0 | 4.5 | .4 |
| Industrial food products machinery for processing foods, beverages, & animal & fowl feed | | 333294-5 | 12/83 | 220.4 | 223.3 | 223.4 | 15.9 | 0 |
| Secondary products and miscellaneous receipts | | 333294-SM | | | | | | |
| Miscellaneous receipts | | 333294-M | 12/83 | 153.2 | 153.8 | 153.8 | 5.1 | 0 |
| Secondary products | | 333294-S | 12/83 | 204.4 | 206.8 | 208.1 | 9.0 | .6 |
| Semiconductor machinery manufacturing | 333295 | | 12/03 | 100.3 | 100.3 | 100.3 | .8 | 0 |
| Primary products | | 333295-P | 12/03 | 100.3 | 100.3 | 100.3 | .8 | 0 |
| Semiconductor machinery manufacturing | | 333295-0 | 06/87 | 129.1 | 129.1 | 129.1 | .9 | 0 |
| Secondary products and miscellaneous receipts | | 333295-SM | | | | | | |
| Miscellaneous receipts | | 333295-M | 12/03 | 100.0 | 100.0 | (³) | (³) | (³) |
| All other industrial machinery manufacturing | 333298 | | 12/03 | 112.2 | 113.3 | 112.7 | 4.8 | -.5 |
| Primary products | | 333298-P | 12/03 | 112.3 | 113.7 | 113.0 | 5.5 | -.6 |
| Chemical manufacturing machinery, equipment, and parts | | 333298-1 | 12/81 | 223.8 | 230.6 | 226.5 | 18.6 | -1.8 |
| Printed circuit board manufacturing machinery, except testing | | 333298-5 | 06/01 | 99.7 | (³) | (³) | (³) | (³) |
| All other miscellaneous special industry machinery & equipment | | 333298-7 | 12/94 | 122.5 | 123.0 | 122.8 | 2.8 | -.2 |
| Secondary products and miscellaneous receipts | | 333298-SM | | | | | | |
| Miscellaneous receipts | | 333298-M | 12/03 | 107.2 | 107.2 | 107.2 | -1.2 | 0 |
| Secondary products | | 333298-S | 12/03 | 121.7 | 121.7 | 121.7 | (³) | 0 |
| Commercial and service industry machinery | 3333 | | 12/03 | 105.3 | 106.9 | 106.7 | 3.1 | -.2 |
| Commercial and service industry machinery | 33331 | | 12/03 | 105.3 | 106.9 | 106.7 | 3.1 | -.2 |
| Automatic vending machine manufacturing | 333311 | | 06/82 | 127.0 | 128.2 | 127.2 | .5 | -.8 |
| Primary products | | 333311-P | 06/82 | 127.5 | 127.7 | 127.7 | 1.2 | 0 |
| Automatic merchandising machines, coin-operated, excluding parts | | 333311-1 | 06/82 | 126.6 | 126.6 | 126.6 | 1.2 | 0 |
| Vending machines for beverages | | 333311-11 | 06/82 | 122.1 | 122.1 | 122.1 | .6 | 0 |
| Other vending machines, excluding beverage machines | | 333311-15 | 06/03 | 105.1 | 105.1 | 105.1 | 2.1 | 0 |
| Coin-operated mechanisms and other parts for automatic merchandising machines | | 333311-3 | 12/88 | 113.1 | 114.5 | 114.5 | 2.0 | 0 |
| Secondary products and miscellaneous receipts | | 333311-SM | | | | | | |
| Commercial laundry and drycleaning machinery | 333312 | | 12/82 | 218.9 | 222.3 | 220.7 | 4.6 | -.7 |
| Primary products | | 333312-P | 12/82 | 201.5 | 204.2 | 202.8 | 4.5 | -.7 |
| Commercial laundry and drycleaning machinery | | 333312-0 | 06/03 | 115.6 | 117.1 | 116.4 | 4.6 | -.6 |
| Secondary products and miscellaneous receipts | | 333312-SM | | | | | | |
| Miscellaneous receipts | | 333312-M | 06/03 | 110.7 | 116.4 | (³) | (³) | (³) |
| Office machinery manufacturing | 333313 | | 06/85 | 125.2 | 125.5 | 126.0 | -1.3 | .4 |
| Primary products | | 333313-P | 06/85 | 116.6 | 117.0 | 117.5 | -1.7 | .4 |
| Mailing, letter handling, and addressing machines, except parts and attachments | | 333313-A | 06/85 | 113.2 | 113.8 | 113.8 | -3.3 | 0 |
| Typewriters, dictating, transcribing and recording machines, n.e.c. | | 333313-D | 12/03 | 113.4 | 113.4 | 113.4 | 0 | 0 |
| Parts and attachments for standard typewriters and recording machines, n.e.c. | | 333313-J | 12/03 | 111.9 | 111.9 | 113.2 | 1.2 | 1.2 |
| Secondary products and miscellaneous receipts | | 333313-SM | | | | | | |
| Optical instrument and lens manufacturing | 333314 | | 06/91 | 107.8 | 109.1 | 109.0 | -1.4 | -.1 |
| Primary products | | 333314-P | 06/91 | 105.9 | 107.4 | 107.2 | -1.7 | -.2 |
| Sighting, tracking and fire-control equipment | | 333314-1 | 12/85 | 120.8 | 123.0 | 122.4 | .5 | -.5 |
| Optical instruments and lenses, n.e.c. | | 333314-3 | 12/98 | 98.9 | 100.1 | 100.1 | -2.3 | 0 |

See footnotes at end of table.

Table 5. Producer price indexes for the net output of selected industries and their products, not seasonally adjusted
—Continued

| Industry and product ¹ | Industry code | Product code | Index base | Index | | | Percent change to May 2007 from: | |
|--|---------------|--------------|------------|------------------------|------------------------|-----------------------|----------------------------------|------------------|
| | | | | Jan. 2007 ² | Apr. 2007 ² | May 2007 ² | May 2006 | Apr. 2007 |
| Optical instrument and lens manufacturing—Continued | | | | | | | | |
| Binoculars and astronomical instruments | | 333314-31 | 06/91 | 101.7 | 103.0 | 103.0 | 1.2 | 0.0 |
| Other optical instruments and lenses (excl. sighting, tracking, and fire-control) | | 333314-32 | 12/98 | 98.9 | 100.1 | 100.1 | -2.5 | 0 |
| Secondary products and miscellaneous receipts | | 333314-SM | | | | | | |
| Secondary products | | 333314-S | 06/91 | 128.9 | 127.5 | 127.5 | -1.1 | 0 |
| Photographic and photocopying equipment mfg | 333315 | | 12/03 | 96.2 | 100.8 | 100.8 | 6.6 | 0 |
| Primary products | | 333315-P | 12/03 | 102.0 | 107.9 | 107.9 | 8.3 | 0 |
| Photographic and photocopying equipment | | 333315-0 | 12/03 | 102.0 | 107.9 | 107.9 | 8.3 | 0 |
| Secondary products and miscellaneous receipts | | 333315-SM | | | | | | |
| Other commercial and service machinery mfg | 333319 | | 06/82 | 197.2 | 200.1 | 199.6 | 5.5 | -.2 |
| Primary products | | 333319-P | 06/82 | 199.0 | 201.9 | 201.3 | 5.7 | -.3 |
| Miscellaneous machinery products, except electrical, incl. flexible hose, etc. | | 333319-A | 06/82 | 193.9 | 196.0 | 195.6 | 7.5 | -.2 |
| Commercial cooking & food-warming equipment | | 333319-1 | 06/82 | 224.2 | 231.3 | 229.6 | 4.9 | -.7 |
| Commercial & industrial vacuum cleaners, incl. parts & attachments | | 333319-3 | 06/82 | 191.0 | 192.7 | 192.7 | 2.8 | 0 |
| Automotive maintenance equipment, except handtools | | 333319-5 | 11/89 | 153.6 | 153.6 | 153.6 | 0 | 0 |
| Electronic teaching machines, teaching aids, trainers, & simulators, incl. kits ... | | 333319-7 | 12/91 | 111.1 | (³) | 111.1 | 2.2 | (³) |
| Secondary products and miscellaneous receipts | | 333319-SM | | | | | | |
| Miscellaneous receipts | | 333319-M | 06/82 | 174.6 | 175.9 | 175.9 | 3.5 | 0 |
| Secondary products | | 333319-S | 06/82 | 196.7 | 201.6 | 201.6 | 4.8 | 0 |
| HVAC and commercial refrigeration equipment | 3334 | | 12/03 | 115.5 | 117.0 | 117.1 | 5.2 | .1 |
| HVAC and commercial refrigeration equipment | 33341 | | 12/03 | 115.5 | 117.0 | 117.1 | 5.2 | .1 |
| Air purification equipment manufacturing | 333411 | | 12/03 | 115.0 | 116.5 | 116.3 | 3.6 | -.2 |
| Primary products | | 333411-P | 12/03 | 115.5 | 116.7 | 116.5 | 3.3 | -.2 |
| Dust collection & other air purification equipment for industrial gas cleaning systems | | 333411-1 | 12/83 | 168.1 | 170.5 | 169.7 | 3.3 | -.5 |
| Dust collection & other air purification equipment & parts for cleaning incoming air | | 333411-3 | 12/83 | 163.5 | 164.9 | 164.9 | 3.1 | 0 |
| Secondary products and miscellaneous receipts | | 333411-SM | | | | | | |
| Miscellaneous receipts | | 333411-M | 12/03 | 113.5 | 116.9 | 116.9 | 3.0 | 0 |
| Industrial and commercial fan and blower mfg | 333412 | | 12/03 | 116.3 | 116.8 | 116.9 | 4.7 | .1 |
| Primary products | | 333412-P | 12/03 | 116.5 | 117.1 | 117.2 | 4.7 | .1 |
| Industrial and commercial fans and blowers | | 333412-0 | 12/03 | 116.5 | 117.1 | 117.2 | 4.7 | .1 |
| Secondary products and miscellaneous receipts | | 333412-SM | | | | | | |
| Miscellaneous receipts | | 333412-M | 12/03 | 117.8 | 117.8 | 117.8 | 5.9 | 0 |
| Secondary products | | 333412-S | 12/03 | 112.5 | 113.4 | 113.4 | 3.9 | 0 |
| Heating equipment, except warm air furnaces | 333414 | | 06/80 | 228.0 | 230.3 | 230.7 | 4.7 | .2 |
| Primary products | | 333414-P | 06/80 | 217.9 | 220.3 | 220.6 | 4.5 | .1 |
| Cast iron heating boilers, radiators, and convectors (except parts) | | 333414-1 | 06/99 | 128.2 | 131.3 | 131.2 | 5.5 | -.1 |
| Domestic heating stoves (except electric and parts) | | 333414-3 | 06/80 | 170.0 | 174.0 | 175.0 | 3.8 | .6 |
| Steel heating boilers (15 psi or less) and all hot water heating boilers (except parts) | | 333414-5 | 06/80 | 212.3 | 207.2 | 209.3 | 5.7 | 1.0 |
| Floor and wall furnaces, unit heaters, infrared heaters, and mechanical stokers | | 333414-7 | 06/99 | 119.7 | 119.6 | 119.2 | .2 | -.3 |
| Other heating equipment, except electric (incl parts for nonelectric equip & oil burners) | | 333414-9 | 06/99 | 115.1 | 115.7 | 115.7 | 5.2 | 0 |
| Secondary products and miscellaneous receipts | | 333414-SM | | | | | | |
| Miscellaneous receipts | | 333414-M | 06/99 | 122.2 | 122.3 | 123.1 | 12.7 | .7 |
| Secondary products | | 333414-S | 06/80 | 210.0 | 211.3 | 211.3 | 2.6 | 0 |
| AC, refrigeration, and forced air heating | 333415 | | 12/82 | 152.2 | 154.3 | 154.5 | 5.5 | .1 |
| Primary products | | 333415-P | 12/82 | 151.9 | 154.7 | 155.4 | 5.9 | .5 |
| Compressors and compressor units, all refrigerants, except automotives | | 333415-A | 12/03 | 122.5 | 121.7 | 121.0 | 4.7 | -.6 |
| Warm air furnaces, incl. duct furnaces & humidifiers, & electric comfort heating | | 333415-C | 12/89 | 120.3 | 129.2 | 127.5 | 9.2 | -1.3 |
| Parts & accessories for air conditioning & heat transfer equipment | | 333415-D | 12/89 | 132.1 | 132.6 | 132.7 | 2.2 | .1 |
| Unitary air-conditioners, except air source heat pumps | | 333415-E | 12/82 | 139.2 | 139.0 | 139.4 | 3.7 | .3 |
| Heat transfer equipment (except elec dehumidifiers), mechanically refrigerated, self-contained | | 333415-2 | 12/03 | 124.2 | 130.6 | 131.4 | 9.9 | .6 |
| Commercial refrigerators and related equipment | | 333415-3 | 12/82 | 177.3 | 178.9 | 178.9 | 3.2 | 0 |
| Refrigeration condensing units, all refrigerants, except ammonia (complete) | | 333415-5 | 12/82 | 162.0 | 163.0 | 182.4 | 17.6 | 11.9 |
| Room air conditioners and dehumidifiers, except portable dehumidifiers | | 333415-6 | 12/82 | 115.5 | 115.5 | 120.8 | 7.4 | 4.6 |
| All other miscellaneous refrigeration & air-conditioning equipment | | 333415-9 | 12/89 | 140.2 | 138.8 | 139.3 | 3.8 | .4 |
| Secondary products and miscellaneous receipts | | 333415-SM | | | | | | |
| Miscellaneous receipts | | 333415-M | 12/82 | 171.8 | 156.6 | 148.0 | -7.0 | -5.5 |
| Secondary products | | 333415-S | 12/82 | 122.4 | 123.5 | 123.6 | 4.0 | .1 |
| Metalworking machinery manufacturing | 3335 | | 12/03 | 106.5 | 106.5 | 106.5 | .9 | 0 |
| Metalworking machinery manufacturing | 33351 | | 12/03 | 106.5 | 106.5 | 106.5 | .9 | 0 |

See footnotes at end of table.

Table 5. Producer price indexes for the net output of selected industries and their products, not seasonally adjusted
—Continued

| Industry and product ¹ | Industry code | Product code | Index base | Index | | | Percent change to May 2007 from: | |
|--|---------------|--------------|------------|------------------------|------------------------|-----------------------|----------------------------------|------------------|
| | | | | Jan. 2007 ² | Apr. 2007 ² | May 2007 ² | May 2006 | Apr. 2007 |
| Industrial mold manufacturing | 333511 | | 12/03 | 104.1 | 102.5 | 102.9 | -0.3 | 0.4 |
| Industrial molds and mold boxes | | 333511-P | 12/03 | 104.7 | 103.0 | 103.4 | -.4 | .4 |
| Industrial molds and mold boxes | | 333511-0 | 06/81 | 128.8 | 126.7 | 127.2 | -.4 | .4 |
| Secondary products and miscellaneous receipts | | 333511-SM | | | | | | |
| Secondary products | | 333511-S | 12/03 | 99.9 | 99.9 | (³) | (³) | (³) |
| Metal cutting machine tool manufacturing | 333512 | | 06/83 | 167.9 | 168.1 | 168.6 | 1.7 | .3 |
| Primary products | | 333512-P | 06/83 | 158.1 | 158.5 | 159.1 | 1.6 | .4 |
| Metal grinding, polishing, buffing, honing, & lapping machines, exc gear-tooth | | 333512-2 | 06/83 | 198.0 | 201.3 | 200.8 | 4.0 | -.2 |
| Metal lathes (turning machines) numerically & nonnumerically controlled | | 333512-3 | 06/83 | 175.3 | 175.3 | 175.3 | 1.9 | 0 |
| Metal milling machines (excluding machining centers) | | 333512-4 | 06/83 | (³) | (³) | (³) | (³) | (³) |
| Parts for metal cutting machine tools (sold separately) & rebuilt machine tools | | 333512-6 | 06/83 | 133.9 | 133.9 | 134.1 | .4 | .1 |
| Metal machining centers (multifunction numerically controlled machines) | | 333512-7 | 06/83 | (³) | (³) | (³) | (³) | (³) |
| Metal station type machines | | 333512-8 | 06/83 | 153.7 | 153.7 | (³) | (³) | (³) |
| Other metal cutting machine tools (exc those designed for home workshops, | | 333512-9 | 06/83 | 161.9 | 162.0 | 164.8 | 4.7 | 1.7 |
| etc.) | | 333512-SM | | | | | | |
| Secondary products and miscellaneous receipts | | 333512-M | 06/83 | 238.2 | 238.2 | 238.2 | 2.9 | 0 |
| Miscellaneous receipts | | 333512-S | 06/83 | (³) | (³) | (³) | (³) | (³) |
| Secondary products | | | | | | | | |
| Metal forming machine tool manufacturing | 333513 | | 06/81 | 196.8 | 197.4 | 195.2 | .5 | -1.1 |
| Primary products | | 333513-P | 06/81 | 202.1 | 202.9 | 200.3 | 0 | -1.3 |
| Metal punching & shearing (power & manual), and bending & forming | | 333513-1 | 06/81 | 169.2 | 169.8 | 169.2 | 1.6 | -.4 |
| machines (power only) | | 333513-2 | 06/81 | 227.8 | 227.8 | 227.8 | 0 | 0 |
| Metalworking presses (except forging and die-stamping presses) | | 333513-5 | 06/81 | 223.3 | 226.4 | 226.1 | 1.1 | -.1 |
| Other metal forming machine tools, including forging and die-stamping | | 333513-SM | | | | | | |
| machines (exc. presses) | | 333513-M | 12/92 | 151.4 | 150.8 | (³) | (³) | (³) |
| Parts for metal forming machine tools (sold separately) and rebuilt metal | | 333513-S | 06/81 | 162.6 | (³) | 162.6 | 5.0 | (³) |
| forming machine tool | | 333513-7 | 06/81 | 198.2 | 198.2 | 188.6 | -2.9 | -4.8 |
| Secondary products and miscellaneous receipts | | 333513-SM | | | | | | |
| Miscellaneous receipts | | 333513-M | 12/92 | 151.4 | 150.8 | (³) | (³) | (³) |
| Secondary products | | 333513-S | 06/81 | 162.6 | (³) | 162.6 | 5.0 | (³) |
| Special tool, die, jig, and fixture mfg | 333514 | | 12/03 | 101.1 | 101.0 | 100.7 | .3 | -.3 |
| Primary products | | 333514-P | 06/81 | 167.9 | 167.8 | 167.8 | .8 | 0 |
| Special dies and tools, die sets, jigs, and fixtures | | 333514-1 | 06/81 | 167.9 | 167.8 | 167.8 | .8 | 0 |
| Jigs and fixtures, including parts | | 333514-11 | 06/81 | 237.0 | 233.8 | 233.9 | .3 | 0 |
| Metalworking die and die sets | | 333514-13 | 12/02 | 102.9 | 103.3 | 103.2 | .4 | -.1 |
| Standard punches, industrial prototypes, die parts & other special tooling, | | 333514-17 | 06/94 | 115.1 | 115.2 | 115.2 | 1.9 | 0 |
| dies | | 333514-SM | | | | | | |
| Secondary products and miscellaneous receipts | | 333514-S | 12/03 | 99.7 | 99.7 | 95.1 | -5.1 | -4.6 |
| Secondary products | | | | | | | | |
| Cutting tool and machine tool accessory mfg | 333515 | | 06/83 | 158.1 | 159.3 | 159.4 | 1.7 | .1 |
| Primary products | | 333515-P | 06/83 | 154.1 | 155.4 | 155.6 | 1.7 | .1 |
| Small cutting tools for machine tools and metalworking machinery | | 333515-1 | 06/83 | 147.0 | 148.2 | 148.4 | 1.7 | .1 |
| Other cutting tools, including broaches, reamers, hobs, and rotary burrs | | 333515-11 | 12/00 | 110.6 | 111.5 | 111.3 | 1.1 | -.2 |
| Carbon steel & high-speed steel shank twist drills for machine tools | | 333515-12 | 06/83 | 148.1 | 148.5 | 148.5 | 1.9 | 0 |
| Twist drills, gun drills, combined drills, countersinks, and counterbores | | 333515-13 | 12/00 | 98.9 | 99.4 | 99.4 | .3 | 0 |
| End mills and milling cutters | | 333515-14 | 06/83 | 156.0 | 156.7 | 156.7 | 1.2 | 0 |
| Threading tools | | 333515-18 | 06/83 | 161.1 | 162.3 | 168.1 | 4.6 | 3.6 |
| Blanks, tips, and inserts | | 333515-19 | 06/83 | 147.8 | 150.1 | 149.1 | 2.1 | -.7 |
| Other attachments and accessories for machine tools and metalworking | | 333515-3 | 06/83 | 172.2 | 173.9 | 173.8 | 1.7 | -.1 |
| machinery | | 333515-32 | 12/00 | 117.9 | 119.7 | 119.6 | 2.7 | -.1 |
| Work holding devices and other attachments and accessories | | 333515-33 | 06/83 | 166.8 | 167.3 | 167.3 | .5 | 0 |
| Tool holders | | 333515-SM | | | | | | |
| Secondary products and miscellaneous receipts | | 333515-M | 01/87 | 184.6 | 185.0 | 185.0 | 4.5 | 0 |
| Miscellaneous receipts | | 333515-S | 06/83 | 162.9 | 162.9 | 162.9 | -4.5 | 0 |
| Secondary products | | | | | | | | |
| Rolling mill machinery and equipment mfg | 333516 | | 12/81 | 206.2 | 210.0 | 209.9 | 1.4 | 0 |
| Primary products | | 333516-P | 12/81 | 211.9 | 216.0 | 216.0 | 1.5 | 0 |
| Cold rolling mill machinery | | 333516-2 | 06/93 | 115.9 | 115.9 | (³) | (³) | (³) |
| Other rolling mill machinery, incl. tube mill machinery & parts for all rolling mill | | 333516-5 | 12/81 | 246.3 | 254.6 | 254.5 | 2.6 | 0 |
| machinery | | 333516-SM | | | | | | |
| Secondary products and miscellaneous receipts | | 333516-M | 12/03 | 111.2 | (³) | 111.2 | 0 | (³) |
| Miscellaneous receipts | | | | | | | | |
| Other metalworking machinery manufacturing | 333518 | | 06/83 | 187.2 | 188.4 | 188.5 | 1.6 | .1 |
| Primary products | | 333518-P | 06/83 | 185.1 | 186.4 | 186.4 | .8 | 0 |
| Assembly machines | | 333518-1 | 06/83 | 167.6 | 168.8 | 168.7 | .4 | -.1 |
| Other metalworking machinery (except handheld and ultrasonic) | | 333518-3 | 06/83 | 208.9 | 210.0 | 210.4 | 1.7 | -.2 |
| Secondary products and miscellaneous receipts | | 333518-SM | | | | | | |
| Miscellaneous receipts | | 333518-M | 12/97 | 119.2 | 120.1 | 120.1 | (³) | 0 |
| Secondary products | | 333518-S | 06/83 | 194.3 | (³) | 197.2 | 6.8 | (³) |
| Turbine and power transmission equipment mfg | 3336 | | 12/84 | 151.2 | 153.6 | 154.1 | 4.7 | .3 |

See footnotes at end of table.

Table 5. Producer price indexes for the net output of selected industries and their products, not seasonally adjusted

—Continued

| Industry and product ¹ | Industry code | Product code | Index base | Index | | | Percent change to May 2007 from: | |
|--|---------------|--------------|------------|------------------------|------------------------|-----------------------|----------------------------------|------------------|
| | | | | Jan. 2007 ² | Apr. 2007 ² | May 2007 ² | May 2006 | Apr. 2007 |
| Turbine and power transmission equipment mfg | 33361 | | 12/84 | 151.2 | 153.6 | 154.1 | 4.7 | 0.3 |
| Turbine and turbine generator set units mfg | 333611 | | 06/82 | 166.2 | 172.5 | 173.0 | 8.5 | .3 |
| Primary products | | 333611-P | 06/82 | 172.7 | 180.0 | 180.9 | 9.3 | .5 |
| Turbine generator sets | | 333611-3 | 12/03 | 106.5 | 110.5 | 111.8 | 9.2 | 1.2 |
| Steam, gas, and other turbines and turbine generators | | 333611-4 | 12/03 | 106.7 | 113.0 | 113.0 | 11.4 | 0 |
| Parts & accessories for turbines, turbine generators, and turbine generator sets | | 333611-7 | 12/03 | 109.2 | 109.6 | 109.6 | 4.3 | 0 |
| Secondary products and miscellaneous receipts | | 333611-SM | | | | | | |
| Speed changers, drive, and gear manufacturing | 333612 | | 12/83 | 207.7 | 208.5 | 209.4 | 4.8 | .4 |
| Primary products | | 333612-P | 12/83 | 198.5 | 198.9 | 200.1 | 4.8 | .6 |
| Loose gearing, including gears, pinions, racks, and worms, sold separately | | 333612-3 | 12/83 | 158.4 | 158.6 | 161.8 | 9.8 | 2.0 |
| Speed changers, & ind. high speed drives, & parts other than loose gearing | | 333612-7 | 12/03 | 118.5 | 118.7 | 118.7 | 2.8 | 0 |
| Secondary products and miscellaneous receipts | | 333612-SM | | | | | | |
| Miscellaneous receipts | | 333612-M | 07/84 | 201.9 | 209.3 | 207.0 | 5.5 | -1.1 |
| Secondary products | | 333612-S | 12/83 | 277.7 | 277.7 | 277.7 | 3.7 | 0 |
| Mechanical power transmission equipment mfg | 333613 | | 12/84 | 191.9 | 192.2 | 192.3 | 4.3 | .1 |
| Primary products | | 333613-P | 12/84 | 187.1 | 187.0 | 187.2 | 3.9 | .1 |
| Plain bearings and bushings | | 333613-1 | 12/84 | 146.4 | 145.5 | 145.5 | 1.6 | 0 |
| Mechanical power transmission equipment, except speed changers, drives, & gears | | 333613-3 | 12/84 | 195.4 | 195.7 | 195.9 | 4.3 | .1 |
| Secondary products and miscellaneous receipts | | 333613-SM | | | | | | |
| Miscellaneous receipts | | 333613-M | 02/85 | 205.7 | 211.2 | 209.4 | 6.9 | -.9 |
| Secondary products | | 333613-S | 12/84 | 221.4 | 221.4 | 222.4 | 6.3 | .5 |
| Other engine equipment manufacturing | 333618 | | 12/82 | 150.4 | 150.0 | 150.7 | 2.0 | .5 |
| Primary products | | 333618-P | 12/82 | 149.6 | 148.9 | 149.6 | 1.6 | .5 |
| Parts & accessories (except aircraft and gasoline automotive engines) | | 333618-F | 12/82 | 161.8 | 161.9 | 161.9 | 1.7 | 0 |
| Gasoline engines (except aircraft, automobile, highway truck, bus & tank) | | 333618-1 | 12/95 | 117.5 | 117.5 | 117.5 | 3.9 | 0 |
| Diesel, semidiesel and dual fuel engines (except automotive) | | 333618-3 | 12/82 | 138.1 | 138.1 | 138.1 | .6 | 0 |
| Diesel, semidiesel, and dual-fuel engines for automobiles, trucks, and buses .. | | 333618-5 | 12/82 | 146.7 | 144.8 | 146.7 | 1.4 | 1.3 |
| Piston-type natural gas engines, including LPG engines (excluding gas turbines) | | 333618-9 | 12/00 | (³) | (³) | (³) | (³) | (³) |
| Secondary products and miscellaneous receipts | | 333618-SM | | | | | | |
| Miscellaneous receipts | | 333618-M | 12/82 | 160.7 | 163.8 | 163.0 | 3.4 | -.5 |
| Secondary products | | 333618-S | 12/82 | 156.1 | 160.1 | 159.9 | 11.4 | -.1 |
| Other general purpose machinery manufacturing | 3339 | | 12/03 | 113.3 | 114.9 | 115.0 | 4.0 | .1 |
| Pump and compressor manufacturing | 33391 | | 12/03 | 115.2 | 117.8 | 117.8 | 5.3 | 0 |
| Pump and pumping equipment manufacturing | 333911 | | 12/83 | 205.9 | 209.4 | 209.6 | 5.8 | .1 |
| Primary products | | 333911-P | 12/83 | 203.3 | 207.4 | 207.6 | 5.9 | .1 |
| Industrial pumps, except hydraulic fluid power pumps | | 333911-2 | 12/83 | 205.9 | 212.6 | 212.2 | 6.2 | -.2 |
| Other pumps | | 333911-3 | 12/83 | 153.2 | 154.8 | 153.7 | 6.1 | -.7 |
| Domestic sump pumps, oil-well and oil-field pumps, except boiler feed | | 333911-316 | 12/01 | 113.5 | 114.6 | 113.3 | 1.7 | -1.1 |
| Other pumps, except automotive circulating pumps, and measuring & dispensing pumps | | 333911-317 | 12/01 | 123.2 | 124.6 | 124.6 | 14.0 | 0 |
| Domestic water systems | | 333911-4 | 12/83 | 170.5 | 171.3 | 173.1 | 3.8 | 1.1 |
| Parts and attachments for pumps and pumping equipment, excl. compressors | | 333911-6 | 12/83 | 242.9 | 246.2 | 248.6 | 7.0 | 1.0 |
| Secondary products and miscellaneous receipts | | 333911-SM | | | | | | |
| Miscellaneous receipts | | 333911-M | 12/83 | 265.1 | 265.1 | 265.9 | 7.7 | .3 |
| Secondary products | | 333911-S | 12/83 | 179.6 | 179.6 | 180.8 | 2.5 | .7 |
| Air and gas compressor manufacturing | 333912 | | 06/84 | 168.5 | 172.0 | 171.9 | 4.4 | -.1 |
| Primary products | | 333912-P | 06/84 | 167.7 | 172.0 | 172.0 | 4.8 | 0 |
| Air and gas compressors and vacuum pumps | | 333912-1 | 06/84 | 165.6 | 170.2 | 170.4 | 5.1 | .1 |
| Parts & attach. for air gas compressors, ex. refrigeration, ice making, & a/c | | 333912-4 | 06/84 | 175.1 | 181.8 | 181.1 | 7.2 | -.4 |
| Industrial spraying equipment | | 333912-7 | 06/84 | 159.6 | 161.0 | 161.0 | 2.0 | 0 |
| Secondary products and miscellaneous receipts | | 333912-SM | | | | | | |
| Miscellaneous receipts | | 333912-M | 11/86 | 145.4 | 146.9 | 146.1 | 1.5 | -.5 |
| Secondary products | | 333912-S | 06/84 | 198.8 | 198.8 | 198.8 | 5.9 | 0 |
| Measuring and dispensing pump manufacturing | 333913 | | 06/84 | 160.6 | 170.9 | 169.3 | 5.9 | -.9 |
| Primary products | | 333913-P | 06/84 | 158.1 | 168.8 | 167.0 | 5.8 | -1.1 |
| Measuring and dispensing pumps | | 333913-0 | 12/03 | 108.4 | 115.8 | 114.5 | 5.8 | -1.1 |
| Secondary products and miscellaneous receipts | | 333913-SM | | | | | | |
| Material handling equipment manufacturing | 33392 | | 12/03 | 116.7 | 117.6 | 117.7 | 3.5 | .1 |
| Elevator and moving stairway manufacturing | 333921 | | 06/81 | 140.9 | 142.4 | 142.3 | 2.7 | -.1 |
| Primary products | | 333921-P | 06/81 | 139.7 | 141.2 | 141.1 | 2.9 | -.1 |
| Elevators and moving stairways | | 333921-1 | 06/81 | 134.4 | 136.2 | 135.9 | 2.7 | -.2 |
| Parts and attachments for elevators and moving stairways (sold separately) .. | | 333921-3 | 06/81 | 180.5 | 180.7 | 181.8 | 3.8 | .6 |

See footnotes at end of table.

Table 5. Producer price indexes for the net output of selected industries and their products, not seasonally adjusted
—Continued

| Industry and product ¹ | Industry code | Product code | Index base | Index | | | Percent change to May 2007 from: | |
|--|---------------|--------------|------------|------------------------|------------------------|-----------------------|----------------------------------|------------------|
| | | | | Jan. 2007 ² | Apr. 2007 ² | May 2007 ² | May 2006 | Apr. 2007 |
| Elevator and moving stairway manufacturing—Continued | | | | | | | | |
| Secondary products and miscellaneous receipts | | 333921-SM | | | | | | |
| Miscellaneous receipts | | 333921-M | 06/81 | 136.8 | 136.8 | (³) | (³) | (³) |
| Secondary products | | 333921-S | 06/05 | 101.3 | 101.3 | (³) | (³) | (³) |
| Conveyor and conveying equipment mfg | 333922 | | 06/84 | 164.4 | 165.6 | 165.7 | 4.0 | .1 |
| Primary products | | 333922-P | 06/84 | 159.9 | 160.9 | 161.1 | 4.3 | .1 |
| Unit handling conveyors and conveying systems, except hoists and farm elevators | | 333922-1 | 06/84 | 145.1 | 145.7 | 145.7 | 3.7 | 0 |
| Gravity conveyors (skate wheel and roller) | | 333922-111 | 06/84 | 144.4 | 144.4 | 144.4 | 4.0 | 0 |
| Trolley conveyors (overhead systems) | | 333922-112 | 06/84 | 138.8 | 138.8 | 138.8 | 5.9 | 0 |
| Powered conveyors (belt and roller) | | 333922-114 | 06/84 | 140.6 | 140.7 | 140.6 | 2.3 | -.1 |
| All other unit handling conveyors & conveying syst., incl. pneum. tube conveyors | | 333922-119 | 12/95 | 133.7 | 136.0 | 136.0 | 5.8 | 0 |
| Parts and accessories for unit handling conveyors & conveying systems, sold separately | | 333922-4 | 06/84 | 180.0 | 181.4 | 181.3 | 6.3 | -.1 |
| Bulk material handling conveyors & conveying syst., exc. hoists & farm elevators | | 333922-8 | 06/84 | 164.2 | 165.0 | 165.3 | 5.0 | .2 |
| Conveyors and elevators | | 333922-811 | 06/84 | 161.2 | 162.0 | 162.4 | 3.3 | .2 |
| All other bulk handling conveyors and conveying syst. incl. loading, unloading | | 333922-814 | 06/01 | 136.4 | 137.2 | 137.2 | 16.6 | 0 |
| Parts and accessories for bulk material handling conveyors and conveying systems | | 333922-9 | 06/84 | 216.5 | 220.3 | 221.3 | 4.0 | .5 |
| Secondary products and miscellaneous receipts | | 333922-SM | | | | | | |
| Miscellaneous receipts | | 333922-M | 06/84 | 180.5 | 180.7 | 180.7 | 1.7 | 0 |
| Secondary products | | 333922-S | 06/84 | 193.2 | (³) | 199.6 | 5.4 | (³) |
| Overhead cranes, hoists, and monorail systems | 333923 | | 12/03 | 126.2 | 127.1 | 127.3 | 2.6 | .2 |
| Primary products | | 333923-P | 12/03 | 126.8 | 127.8 | 128.1 | 2.2 | .2 |
| Hoists | | 333923-1 | 12/84 | 185.0 | 188.5 | 188.3 | 4.4 | -.1 |
| Overhead traveling cranes and monorail systems | | 333923-3 | 12/84 | 169.7 | 173.1 | 171.8 | 2.3 | -.8 |
| Winches, aerial work platforms, and automotive wrecker hoists | | 333923-7 | 12/03 | 132.5 | 132.9 | 133.6 | 1.6 | .5 |
| Secondary products and miscellaneous receipts | | 333923-SM | | | | | | |
| Miscellaneous receipts | | 333923-M | 12/03 | 112.1 | 112.5 | 112.4 | 2.6 | -.1 |
| Secondary products | | 333923-S | 12/03 | 128.4 | 128.4 | 128.4 | 7.8 | 0 |
| Industrial truck, trailer, and stacker mfg | 333924 | | 12/79 | 178.4 | 179.8 | 179.8 | 3.5 | 0 |
| Primary products | | 333924-P | 12/79 | 175.3 | 176.9 | 176.9 | 3.7 | 0 |
| Industrial trucks, tractors, mobile straddle carriers & cranes, & automatic stacking machines | | 333924-2 | 12/79 | 169.4 | 170.7 | 170.7 | 3.6 | 0 |
| Work trucks w/ lifting & handling equip, riding, electric, self-propelled | | 333924-201 | 06/02 | 113.3 | 115.8 | 115.8 | 4.0 | 0 |
| Work trucks w/ lifting & handling equip, non-riding electric or any non-electric | | 333924-202 | 06/02 | 117.0 | 116.8 | 116.7 | 1.6 | -.1 |
| Work trucks, not fitted with lifting and handling equipment, elec. or non elec | | 333924-203 | 06/02 | 112.2 | 113.9 | 113.9 | 3.6 | 0 |
| Bulk powered material moving equipment | | 333924-204 | 06/02 | 117.7 | 118.3 | 118.6 | 6.1 | .3 |
| Parts and attachments for industrial trucks and tractors | | 333924-3 | 12/86 | 154.3 | 156.1 | 156.0 | 3.4 | -.1 |
| Secondary products and miscellaneous receipts | | 333924-SM | | | | | | |
| Miscellaneous receipts | | 333924-M | 12/86 | 145.3 | 145.3 | 145.3 | -2.0 | 0 |
| Secondary products | | 333924-S | 12/79 | 255.5 | 255.5 | 255.5 | 5.9 | 0 |
| All other general purpose machinery mfg | 333999 | | 12/03 | 110.4 | 112.1 | 112.2 | 3.7 | .1 |
| Power-driven handtool manufacturing | 333991 | | 12/80 | 176.0 | 176.5 | 176.2 | 1.0 | -.2 |
| Primary products | | 333991-P | 12/80 | 166.7 | 167.3 | 167.0 | 1.2 | -.2 |
| Power-driven handtools, pneumatic, hydraulic, and powder-actuated | | 333991-2 | 12/80 | 217.7 | 219.0 | 218.6 | 3.2 | -.2 |
| Power-driven handtools, battery-powered (cordless), including parts | | 333991-7 | 12/04 | 97.8 | 97.8 | (³) | (³) | (³) |
| Power-driven handtools, electric (except battery powered), including parts | | 333991-9 | 12/04 | 99.0 | 99.4 | 99.1 | .3 | -.3 |
| Secondary products and miscellaneous receipts | | 333991-SM | | | | | | |
| Miscellaneous receipts | | 333991-M | 06/86 | 153.6 | 153.6 | 153.6 | 0 | 0 |
| Secondary products | | 333991-S | 12/80 | 192.4 | (³) | (³) | (³) | (³) |
| Welding and soldering equipment manufacturing | 333992 | | 12/84 | 200.1 | 204.4 | 205.3 | 7.9 | .4 |
| Primary products | | 333992-P | 12/84 | 207.1 | 211.1 | 212.1 | 8.0 | .5 |
| Other welding equipment, components, and accessories (except arc, resistance, & gas) | | 333992-A | 06/90 | 123.6 | 123.5 | 123.6 | 1.8 | .1 |
| Arc welding machines, components, & accessories (exc. electrodes), exc. stud welding equipment | | 333992-1 | 12/84 | 191.3 | 195.0 | 194.1 | 7.3 | -.5 |
| Arc welding electrodes, metal | | 333992-3 | 12/84 | 274.7 | 284.8 | 284.5 | 13.1 | -.1 |
| Resistance welders, components, accessories, and electrodes | | 333992-7 | 12/84 | 177.5 | 180.3 | 187.2 | 10.8 | 3.8 |
| Gas welding and cutting equipment, parts, attachments, and accessories | | 333992-9 | 06/83 | 185.2 | 187.5 | 187.5 | 3.7 | 0 |
| Secondary products and miscellaneous receipts | | 333992-SM | | | | | | |
| Miscellaneous receipts | | 333992-M | 12/84 | 167.4 | 168.3 | 167.8 | 4.6 | -.3 |
| Secondary products | | 333992-S | 12/84 | 156.8 | 173.1 | 173.5 | 10.7 | .2 |
| Packaging machinery manufacturing | 333993 | | 12/88 | 149.9 | 150.6 | 151.2 | 3.1 | .4 |
| Primary products | | 333993-P | 12/88 | 150.5 | 151.4 | 151.9 | 3.3 | .3 |

See footnotes at end of table.

Table 5. Producer price indexes for the net output of selected industries and their products, not seasonally adjusted
—Continued

| Industry and product ¹ | Industry code | Product code | Index base | Index | | | Percent change to May 2007 from: | |
|--|---------------|--------------|------------|------------------------|------------------------|-----------------------|----------------------------------|------------------|
| | | | | Jan. 2007 ² | Apr. 2007 ² | May 2007 ² | May 2006 | Apr. 2007 |
| Packaging machinery manufacturing—Continued | | | | | | | | |
| Packing, packaging and bottling machinery, excluding parts | | 333993-1 | 12/88 | 147.6 | 148.5 | 149.2 | 2.8 | 0.5 |
| Parts for packing, packaging, and bottling machinery | | 333993-5 | 12/88 | 167.1 | 167.9 | 167.8 | 6.0 | -.1 |
| Secondary products and miscellaneous receipts | | 333993-SM | | | | | | |
| Miscellaneous receipts | | 333993-M | 12/88 | 131.2 | 131.3 | 132.1 | 3.5 | .6 |
| Secondary products | | 333993-S | 12/88 | 160.1 | 160.3 | (³) | (³) | (³) |
| Industrial process furnace and oven mfg | | | | | | | | |
| Primary products | 333994 | 333994-P | 06/81 | 182.9 | 186.1 | 186.1 | 3.5 | 0 |
| Industrial process furnaces and ovens, & industrial electrical heating equipment | | 333994-0 | 12/04 | 106.3 | 108.3 | 108.2 | 3.5 | -.1 |
| Secondary products and miscellaneous receipts | | 333994-SM | | | | | | |
| Miscellaneous receipts | | 333994-M | 12/86 | 122.4 | 123.0 | 123.4 | 3.2 | .3 |
| Secondary products | | 333994-S | 06/81 | 190.3 | 190.8 | 195.0 | 3.5 | 2.2 |
| Fluid power cylinder and actuator mfg | | | | | | | | |
| Primary products | 333995 | 333995-P | 06/90 | 161.4 | 164.3 | 164.3 | 4.3 | 0 |
| Non-aerospace type hydraulic fluid power cylinders & actuators, linear & rotary | | 333995-1 | 06/90 | 146.4 | 148.1 | 148.1 | 3.3 | 0 |
| Non-aerospace type pneumatic fluid power cylinders & actuators, linear & rotary | | 333995-3 | 06/90 | 158.9 | 160.5 | 160.6 | 2.7 | .1 |
| Parts for hydraulic and pneumatic fluid power cylinders and actuators | | 333995-9 | 06/90 | 163.2 | 169.7 | 169.8 | 4.2 | .1 |
| Secondary products and miscellaneous receipts | | 333995-SM | | | | | | |
| Secondary products | | 333995-S | 06/90 | 166.3 | 169.8 | 169.8 | 6.9 | 0 |
| Fluid power pump and motor manufacturing | | | | | | | | |
| Primary products | 333996 | 333996-P | 06/90 | 143.5 | 144.4 | 144.6 | 3.5 | .1 |
| Nonaerospace type reciprocating fluid power pumps | | 333996-1 | 12/97 | 115.2 | 117.2 | 116.6 | 3.3 | -.5 |
| Nonaerospace type fluid power motors | | 333996-5 | 12/97 | 134.7 | 134.7 | 135.3 | 6.3 | .4 |
| Parts for fluid power pumps, motors, and hydrostatic transmissions | | 333996-9 | 12/97 | 122.7 | 122.8 | 123.5 | 2.5 | .6 |
| Secondary products and miscellaneous receipts | | 333996-SM | | | | | | |
| Miscellaneous receipts | | 333996-M | 06/99 | 109.3 | 110.0 | 110.5 | 5.1 | .5 |
| Secondary products | | 333996-S | 06/90 | 121.8 | 123.5 | 124.4 | 3.1 | .7 |
| Scale & balance, except laboratory, mfg | | | | | | | | |
| Primary products | 333997 | 333997-P | 12/80 | 130.7 | 131.4 | 131.3 | 1.1 | -.1 |
| Vehicle and industrial scales | | 333997-1 | 12/80 | 132.2 | 133.0 | 133.0 | 1.3 | 0 |
| Retail, commercial, household, and mailing scales | | 333997-2 | 12/91 | 119.8 | 120.4 | 120.4 | 1.2 | 0 |
| Parts, attachments, and accessories for scales and balances | | 333997-5 | 12/91 | 112.6 | 113.1 | 113.0 | .7 | -.1 |
| Secondary products and miscellaneous receipts | | 333997-SM | 12/91 | 107.8 | 109.2 | 109.2 | 2.9 | 0 |
| Miscellaneous general purpose machinery mfg | | | | | | | | |
| Primary products | 333999 | 333999-P | 12/84 | 174.7 | 178.2 | 178.4 | 2.8 | .1 |
| Filters and strainers, except fluid power | | 333999-1 | 12/84 | 173.1 | 176.6 | 176.9 | 3.0 | .2 |
| Filter and strainer assemblies, with or without filter element installed, for water | | 333999-104 | 12/88 | 159.5 | 166.5 | 166.7 | 4.6 | .1 |
| Filter and strainer assemblies, with or without filter element installed, for other fluids | | 333999-108 | 12/00 | 117.8 | 123.0 | 122.6 | 2.3 | -.3 |
| Reusable (cleanable) media filters and strainers, except for fluid power | | 333999-110 | 12/00 | 116.2 | 122.6 | 120.4 | 4.2 | -1.8 |
| Nonreusable media for filters & strainers, including disposable (throw away) filter cartridges | | 333999-111 | 12/88 | 139.7 | (³) | (³) | (³) | (³) |
| Filters for hydraulic fluid power systems, non-aerospace | | 333999-112 | 12/88 | 164.6 | 172.8 | 177.9 | 9.3 | 3.0 |
| All other miscellaneous general industrial machinery & machinery products (except electrical) | | 333999-8 | 05/01 | (³) | (³) | (³) | (³) | (³) |
| Secondary products and miscellaneous receipts | | 333999-9 | 12/84 | 166.6 | 167.5 | 167.8 | 2.1 | .2 |
| Miscellaneous receipts | | 333999-SM | | | | | | |
| Secondary products | | 333999-M | 12/84 | 210.0 | 215.5 | 214.7 | 1.2 | -.4 |
| | | 333999-S | 12/84 | 160.7 | 161.9 | (³) | (³) | (³) |
| Computer & electronic product mfg | | | | | | | | |
| Computer & peripheral equipment mfg | 334 | | 12/03 | 96.3 | 94.9 | 94.5 | -2.2 | -.4 |
| Computer & peripheral equipment mfg | 3341 | | 12/84 | 25.3 | 24.6 | 24.5 | -6.5 | -.4 |
| Computer & peripheral equipment mfg | 33411 | | 12/84 | 25.3 | 24.6 | 24.5 | -6.5 | -.4 |
| Electronic computer manufacturing | | | | | | | | |
| Primary products | 334111 | 334111-P | 12/04 | 78.1 | 74.3 | 73.7 | -12.6 | -.8 |
| Other computers (array, analog, hybrid, special purpose computers) | | 334111-D | 12/04 | 58.2 | 54.6 | 53.5 | -22.5 | -2.0 |
| Host computers, multiusers (mainframes, med. scale systems, UNIX and PC servers) | | 334111-6 | 12/04 | 98.6 | (³) | 98.6 | -.5 | (³) |
| Single user computers, microprocessor based, general purpose | | 334111-7 | 12/04 | 61.3 | 55.0 | 55.2 | -23.9 | .4 |
| Portable computers, laptops, PDAs and other single user computers | | 334111-72 | 12/04 | 51.6 | 49.4 | 47.8 | -24.2 | -3.2 |
| Personal computers and workstations (excluding portable computers) | | 334111-73 | 12/04 | 46.4 | 44.0 | 43.9 | -23.0 | -.2 |
| Secondary products and miscellaneous receipts | | 334111-SM | | | | | | |
| Miscellaneous receipts | | 334111-M | 12/98 | (³) | (³) | (³) | (³) | (³) |
| Secondary products | | 334111-S | 12/98 | (³) | (³) | (³) | (³) | (³) |
| Computer storage device manufacturing | | | | | | | | |
| | 334112 | | 12/04 | 89.3 | 88.5 | 88.7 | -3.4 | .2 |

See footnotes at end of table.

Table 5. Producer price indexes for the net output of selected industries and their products, not seasonally adjusted
—Continued

| Industry and product ¹ | Industry code | Product code | Index base | Index | | | Percent change to May 2007 from: | |
|--|---------------|--------------|------------|------------------------|------------------------|-----------------------|----------------------------------|------------------|
| | | | | Jan. 2007 ² | Apr. 2007 ² | May 2007 ² | May 2006 | Apr. 2007 |
| Computer storage device manufacturing—Continued | | | | | | | | |
| Primary products | | 334112-P | 12/04 | 68.7 | 67.4 | 67.8 | -9.8 | 0.6 |
| Computer storage devices (except parts, attachments and accessories) | | 334112-1 | 12/04 | 65.5 | 63.9 | 63.9 | -9.5 | 0 |
| Parts, attachments and accessories for computer storage devices | | 334112-4 | 12/04 | 76.3 | 75.6 | 77.1 | (³) | 2.0 |
| Secondary products and miscellaneous receipts | | 334112-SM | | | | | | |
| Miscellaneous receipts | | 334112-M | 12/92 | 38.0 | 38.0 | (³) | (³) | (³) |
| Computer terminal manufacturing | 334113 | | 12/93 | 86.9 | 86.0 | 86.1 | -.5 | .1 |
| Primary products | | 334113-P | 12/93 | 81.5 | 80.9 | 80.9 | -.7 | 0 |
| Computer terminals (except point-of-sale & funds-transfer devices, parts, attachments & acces. | | 334113-1 | 12/93 | 82.7 | 81.8 | 81.9 | -1.0 | .1 |
| Parts, attachments and accessories for computer terminals | | 334113-4 | 12/93 | (³) | (³) | (³) | (³) | (³) |
| Secondary products and miscellaneous receipts | | 334113-SM | | | | | | |
| Secondary products | | 334113-S | 12/01 | 109.2 | (³) | (³) | (³) | (³) |
| Other computer peripheral equipment mfg | 334119 | | 12/93 | 75.6 | 76.0 | 75.9 | -.3 | -.1 |
| Primary products | | 334119-P | 12/93 | 70.2 | 70.7 | 70.7 | -.3 | 0 |
| Parts and attachments for point of sale terminals and fund-transfer devices | | 334119-D | 12/03 | 104.9 | 104.9 | 104.9 | 0 | 0 |
| All other miscellaneous computer peripheral (input/output) equipment (excl. parts, attachments | | 334119-1 | 12/93 | 61.1 | 61.1 | 61.1 | -.5 | 0 |
| Computer printers | | 334119-11 | 12/93 | 52.7 | 52.7 | 52.7 | -1.7 | 0 |
| All other miscellaneous computer peripheral equipment | | 334119-12 | 06/99 | 95.7 | (³) | (³) | (³) | (³) |
| Parts, subassemblies, and accessories for computer peripheral equipment | | 334119-4 | 12/93 | 96.2 | 96.2 | 96.2 | .3 | 0 |
| Secondary products and miscellaneous receipts | | 334119-SM | | | | | | |
| Miscellaneous receipts | | 334119-M | 12/93 | 101.3 | 101.3 | 101.3 | 0 | 0 |
| Secondary products | | 334119-S | 08/94 | 90.5 | 90.5 | 90.5 | .3 | 0 |
| Communications equipment mfg | 3342 | | 12/85 | 95.5 | 95.7 | 95.7 | -.3 | 0 |
| Telephone apparatus mfg | 33421 | | 12/03 | 90.1 | 89.9 | 89.7 | -2.3 | -.2 |
| Telephone apparatus manufacturing | 334210 | | 12/85 | 90.5 | 90.4 | 90.1 | -2.3 | -.3 |
| Primary products | | 334210-P | 12/85 | 89.9 | 89.7 | 89.5 | -2.3 | -.2 |
| Telephone switching and switchboard equipment | | 334210-1 | 12/85 | (³) | (³) | (³) | (³) | (³) |
| Telephone and telegraph apparatus, carrier line equipment & nonconsumer modems, incl aux. sets | | 334210-4 | 12/00 | 95.2 | 95.2 | 94.6 | 2.6 | -.6 |
| Data comm. equipment & other telephone & telegraph apparatus, incl. telephone sets, & fax | | 334210-7 | 12/00 | 64.0 | 63.8 | 63.7 | -6.2 | -.2 |
| Secondary products and miscellaneous receipts | | 334210-SM | | | | | | |
| Miscellaneous receipts | | 334210-M | 12/85 | (³) | (³) | (³) | (³) | (³) |
| Secondary products | | 334210-S | 12/85 | 54.5 | 54.8 | 54.8 | -10.3 | 0 |
| Radio/TV broadcast & wireless comm equip mfg | 33422 | | 12/03 | 98.4 | 99.0 | 99.3 | 1.5 | .3 |
| Broadcast and wireless communications equip | 334220 | | 12/91 | 92.3 | 92.9 | 93.2 | 1.6 | .3 |
| Primary products | | 334220-P | 12/91 | 90.8 | 91.4 | 91.8 | 1.9 | .4 |
| Communications systems and equipment, incl. microwave and space satellites (except broadcast) | | 334220-1 | 12/85 | 96.1 | 96.8 | 97.2 | 2.1 | .4 |
| Cellular system equipment | | 334220-12 | 12/01 | 68.3 | (³) | (³) | (³) | (³) |
| Other communications systems and equipment | | 334220-13 | 12/85 | 118.9 | 121.0 | 122.5 | 5.2 | 1.2 |
| Radio station type, other than cellular | | 334220-19 | 12/01 | 101.6 | 101.7 | 101.7 | .1 | 0 |
| Broadcast, studio, and related electronic equipment | | 334220-2 | 12/85 | 107.1 | 107.1 | (³) | (³) | (³) |
| Secondary products and miscellaneous receipts | | 334220-SM | | | | | | |
| Miscellaneous receipts | | 334220-M | 12/91 | 122.1 | 122.1 | 122.1 | 0 | 0 |
| Secondary products | | 334220-S | 12/91 | 85.4 | 85.4 | (³) | (³) | (³) |
| Other communications equipment mfg | 33429 | | 12/03 | 101.3 | 101.6 | 100.7 | -.5 | -.9 |
| Other communications equipment manufacturing | 334290 | | 12/91 | 108.6 | 109.0 | 108.0 | -.5 | -.9 |
| Primary products | | 334290-P | 12/91 | 112.9 | 113.3 | 112.1 | -.5 | -1.1 |
| Alarm systems, including electric sirens and horns | | 334290-1 | 12/85 | 113.0 | 113.5 | 113.0 | -.4 | -.4 |
| Vehicular and pedestrian traffic control equipment, incl electric railway signals & attachment | | 334290-2 | 12/85 | 108.8 | 109.2 | 105.0 | -2.4 | -3.8 |
| Intercommunication systems, including inductive paging systems (selective paging) | | 334290-3 | 12/85 | 169.3 | 170.4 | 170.2 | 1.3 | -.1 |
| Secondary products and miscellaneous receipts | | 334290-SM | | | | | | |
| Miscellaneous receipts | | 334290-M | 11/95 | 54.5 | 54.5 | (³) | (³) | (³) |
| Secondary products | | 334290-S | 12/91 | 122.4 | (³) | 122.8 | .3 | (³) |
| Audio & video equipment mfg | 3343 | | 12/03 | 92.8 | 92.5 | 92.6 | -.9 | .1 |
| Audio and video equipment mfg | 33431 | | 12/03 | 92.8 | 92.5 | 92.6 | -.9 | .1 |
| Audio & video equipment manufacturing | 334310 | | 03/80 | 67.2 | 67.0 | 67.0 | -.9 | 0 |
| Primary products | | 334310-P | 03/80 | 63.1 | 62.9 | 62.9 | -1.3 | 0 |
| Television receivers, including combination models | | 334310-2 | 03/80 | (³) | (³) | (³) | (³) | (³) |

See footnotes at end of table.

Table 5. Producer price indexes for the net output of selected industries and their products, not seasonally adjusted
—Continued

| Industry and product ¹ | Industry code | Product code | Index base | Index | | | Percent change to May 2007 from: | |
|--|---------------|--------------|------------|------------------------|------------------------|-----------------------|----------------------------------|------------------|
| | | | | Jan. 2007 ² | Apr. 2007 ² | May 2007 ² | May 2006 | Apr. 2007 |
| Speakers, incl loudspeaker systems & loudspeakers sold separately, & commercial sound equipmen | | 334310-4 | 03/80 | 135.2 | 133.4 | 133.5 | -4.0 | 0.1 |
| Other consumer audio and video equipment, incl. audio & video recorders & players (camcorders) | | 334310-5 | 03/80 | 131.6 | 131.6 | (³) | (³) | (³) |
| Secondary products and miscellaneous receipts | | 334310-SM | | | | | | |
| Miscellaneous receipts | | 334310-M | 12/86 | 84.2 | (³) | 84.2 | 0 | (³) |
| Secondary products | | 334310-S | 03/80 | 148.7 | 148.7 | 148.7 | 3.5 | 0 |
| Semiconductor & oth electronic component mfg | 3344 | | 12/84 | 75.4 | 71.1 | 70.2 | -6.6 | -1.3 |
| Semiconductor & oth electronic component mfg | 33441 | | 12/84 | 75.4 | 71.1 | 70.2 | -6.6 | -1.3 |
| Electron tube manufacturing | 334411 | | 12/85 | 77.7 | 75.5 | 72.9 | -10.0 | -3.4 |
| Primary products | | 334411-P | 12/85 | 70.0 | 68.0 | 65.5 | -10.6 | -3.7 |
| Transmittal, industrial, and special-purpose electron tubes (except x-ray) | | 334411-3 | 12/85 | 158.1 | 158.1 | 157.6 | 2.4 | -.3 |
| Receiving-type electron tubes, including cathode ray (new and rebuilt) | | 334411-4 | 12/03 | 64.3 | 61.3 | 57.7 | -17.7 | -5.9 |
| Electron tube parts | | 334411-7 | 06/96 | 112.9 | 113.0 | 111.8 | .7 | -1.1 |
| Secondary products and miscellaneous receipts | | 334411-SM | | | | | | |
| Bare printed circuit board manufacturing | 334412 | | 06/91 | 95.4 | 95.4 | 95.4 | 1.7 | 0 |
| Primary products | | 334412-P | 06/91 | 94.4 | 94.4 | 94.4 | 1.8 | 0 |
| Bare printed circuit (wiring) boards | | 334412-0 | 06/82 | 106.0 | 106.0 | 106.0 | (³) | 0 |
| Secondary products and miscellaneous receipts | | 334412-SM | | | | | | |
| Semiconductors and related device mfg | 334413 | | 12/98 | 67.0 | 60.4 | 58.9 | -11.6 | -2.5 |
| Primary products | | 334413-P | 12/98 | 66.6 | 59.5 | 57.9 | -13.7 | -2.7 |
| Other semiconductor devices, including parts such as chips, wafers, and heat sinks | | 334413-A | 06/81 | 76.8 | 75.2 | 75.1 | 1.8 | -.1 |
| Integrated microcircuits, incl semiconductor networks, microprocessors, & MOS memories | | 334413-1 | 12/98 | 58.5 | 50.7 | 48.9 | -18.4 | -3.6 |
| MOS microprocessors, monolithic, digital | | 334413-12 | 12/03 | 38.6 | 34.9 | 30.7 | -40.6 | -12.0 |
| All other integrated microcircuits | | 334413-14 | 06/05 | 90.7 | 78.0 | 76.0 | -18.2 | -2.6 |
| Transistors | | 334413-4 | 06/81 | 72.7 | 72.8 | 72.7 | 2.4 | -.1 |
| Diodes and rectifiers | | 334413-7 | 06/81 | 114.9 | (³) | (³) | (³) | (³) |
| Secondary products and miscellaneous receipts | | 334413-SM | | | | | | |
| Secondary products | | 334413-S | 06/81 | 96.0 | 96.0 | 96.0 | 1.2 | 0 |
| Electronic capacitor manufacturing | 334414 | | 06/81 | 117.0 | 118.0 | 117.6 | -.8 | -.3 |
| Primary products | | 334414-P | 06/81 | 108.4 | 108.6 | 108.8 | -1.3 | .2 |
| Capacitors for electronic circuitry | | 334414-0 | 06/81 | 108.4 | 108.6 | 108.8 | -1.3 | .2 |
| Secondary products and miscellaneous receipts | | 334414-SM | | | | | | |
| Secondary products | | 334414-S | 06/81 | 166.1 | 169.5 | 167.5 | 1.0 | -1.2 |
| Electronic resistor manufacturing | 334415 | | 12/80 | 159.9 | 160.9 | 160.9 | 1.4 | 0 |
| Primary products | | 334415-P | 12/80 | 209.4 | 210.9 | 210.9 | 1.4 | 0 |
| Resistors for electronic circuitry | | 334415-0 | 12/05 | 101.4 | 102.1 | 102.1 | 1.4 | 0 |
| Secondary products and miscellaneous receipts | | 334415-SM | | | | | | |
| Miscellaneous receipts | | 334415-M | 12/05 | 101.0 | 101.0 | 101.0 | 1.0 | 0 |
| Secondary products | | 334415-S | 12/05 | 100.8 | 94.3 | 94.3 | -8.4 | 0 |
| Electronic coils, transformers, and inductors | 334416 | | 06/82 | 160.5 | 160.9 | 161.5 | 3.5 | .4 |
| Primary products | | 334416-P | 06/82 | 159.2 | 159.6 | 160.3 | 4.0 | .4 |
| Electronic coils, transformers, and other inductors | | 334416-0 | 06/00 | 111.3 | 111.6 | 112.1 | 4.0 | .4 |
| Secondary products and miscellaneous receipts | | 334416-SM | | | | | | |
| Secondary products | | 334416-S | 08/90 | 143.9 | 143.9 | 143.9 | -.9 | 0 |
| Electronic connector manufacturing | 334417 | | 12/80 | 168.2 | 168.1 | 168.9 | 2.0 | .5 |
| Primary products | | 334417-P | 12/80 | 164.1 | 163.9 | 164.9 | 2.0 | .6 |
| Printed circuit connectors for electronic circuitry | | 334417-A | 12/80 | 125.6 | 125.8 | 125.8 | 2.6 | 0 |
| Other connectors for electronic circuitry, including parts | | 334417-D | 12/80 | 169.4 | 169.7 | 169.7 | 3.0 | 0 |
| Coaxial (RF) connectors for electronic circuitry | | 334417-1 | 12/80 | 253.9 | 250.5 | 252.1 | 4.6 | .6 |
| Cylindrical connectors for electronic circuitry | | 334417-2 | 12/80 | 188.7 | (³) | (³) | (³) | (³) |
| Rack and panel (rectangular) connectors for electronic circuitry | | 334417-7 | 12/80 | 111.1 | (³) | (³) | (³) | (³) |
| Secondary products and miscellaneous receipts | | 334417-SM | | | | | | |
| Miscellaneous receipts | | 334417-M | 02/00 | 98.7 | (³) | 99.1 | .4 | (³) |
| Secondary products | | 334417-S | 05/99 | 126.2 | 126.2 | (³) | (³) | (³) |
| Printed circuit assembly manufacturing | 334418 | | 12/03 | 93.1 | 91.4 | 90.9 | -3.0 | -.5 |
| Primary products | | 334418-P | 12/03 | 93.0 | 91.0 | 90.5 | -2.7 | -.5 |
| Printed circuit assemblies, loaded boards, modules and consumer external modems | | 334418-9 | 06/06 | 100.0 | 97.9 | 97.3 | (³) | -.6 |
| Secondary products and miscellaneous receipts | | 334418-SM | | | | | | |
| Miscellaneous receipts | | 334418-M | 12/03 | 98.1 | (³) | (³) | (³) | (³) |
| Secondary products | | 334418-S | 12/03 | 93.0 | 92.8 | 92.8 | -5.4 | 0 |
| Other electronic component manufacturing | 334419 | | 12/03 | 108.2 | 107.3 | 108.7 | 1.9 | 1.3 |
| Primary products | | 334419-P | 12/03 | 110.0 | 109.5 | 110.5 | 2.8 | .9 |

See footnotes at end of table.

Table 5. Producer price indexes for the net output of selected industries and their products, not seasonally adjusted
—Continued

| Industry and product ¹ | Industry code | Product code | Index base | Index | | | Percent change to May 2007 from: | |
|---|---------------|--------------|------------|------------------------|------------------------|-----------------------|----------------------------------|------------------|
| | | | | Jan. 2007 ² | Apr. 2007 ² | May 2007 ² | May 2006 | Apr. 2007 |
| Other electronic component manufacturing—Continued | | | | | | | | |
| All other miscellaneous electronic components | | 334419-E | 12/03 | 113.7 | 113.4 | 113.6 | 2.4 | 0.2 |
| Crystals, filters, piezoelectric, and other related electronic devices (exc microwave filters) | | 334419-1 | 06/82 | 108.0 | 109.6 | (³) | (³) | (³) |
| All other miscellaneous transducers, including electrical-electronic input/output transducers | | 334419-4 | 06/82 | 116.3 | 113.0 | 113.2 | (³) | .2 |
| Switches, mechanical, for electronic circuitry | | 334419-7 | 06/82 | 176.6 | 177.5 | 176.9 | 1.3 | -3 |
| Secondary and miscellaneous receipts | | 334419-SM | | | | | | |
| Miscellaneous receipts | | 334419-M | 12/03 | 100.1 | 100.2 | 100.1 | (³) | -1 |
| Secondary products | | 334419-S | 12/03 | 92.6 | 85.5 | 92.6 | -8.5 | 8.3 |
| Nav/measuring/medical/control instruments mfg | 3345 | | 12/03 | 104.4 | 104.9 | 104.9 | 1.5 | 0 |
| Nav/measuring/medical/control instruments mfg | 33451 | | 12/03 | 104.4 | 104.9 | 104.9 | 1.5 | 0 |
| Electromedical apparatus manufacturing | 334510 | | 06/85 | 88.6 | 87.9 | 87.5 | -2.9 | -.5 |
| Primary products | | 334510-P | 06/85 | 77.9 | 77.2 | 76.9 | -3.3 | -4 |
| Electromedical equipment, including diagnostic, therapeutic and patient monitoring equipment | | 334510-1 | 12/02 | 89.4 | 88.5 | 88.1 | -3.6 | -5 |
| Medical therapy equipment | | 334510-12 | 06/85 | 69.2 | 69.2 | 68.0 | -3.3 | -1.7 |
| Other electromedical equipment | | 334510-13 | 12/02 | 87.5 | 84.6 | (³) | (³) | (³) |
| Parts and accessories for electromedical equipment | | 334510-14 | 06/85 | 111.9 | 110.6 | 111.1 | -4 | .5 |
| Medical diagnostic equipment | | 334510-15 | 06/85 | 69.4 | 69.6 | 69.2 | 1.2 | -.6 |
| Electronic hearing aids, complete units | | 334510-3 | 06/83 | 170.8 | 171.6 | 171.6 | .4 | 0 |
| Secondary products and miscellaneous receipts | | 334510-SM | | | | | | |
| Miscellaneous receipts | | 334510-M | 12/90 | 131.7 | 130.6 | 130.4 | .5 | -.2 |
| Secondary products | | 334510-S | 06/85 | 144.1 | 146.2 | 147.9 | 2.6 | 1.2 |
| Search, detection & navigation instruments | 334511 | | 12/91 | 122.6 | 124.0 | 123.7 | 2.4 | -.2 |
| Primary products | | 334511-P | 12/91 | 118.5 | 120.1 | 119.8 | 2.5 | -.2 |
| Aeronautical, nautical & navigational instruments, not sending or receiving radio signals | | 334511-1 | 12/85 | 197.4 | 195.7 | 196.7 | -.2 | .5 |
| Search, detection, navigation, and guidance systems and equipment | | 334511-3 | 12/91 | 115.3 | 117.2 | 116.7 | 2.7 | -.4 |
| Secondary products and miscellaneous receipts | | 334511-SM | | | | | | |
| Secondary products | | 334511-S | 12/91 | 145.7 | 146.1 | 146.1 | 3.1 | 0 |
| Automatic environmental control manufacturing | 334512 | | 12/79 | 207.8 | 210.0 | 209.8 | 2.6 | -.1 |
| Primary products | | 334512-P | 12/79 | 199.1 | 201.6 | 201.4 | 2.5 | -.1 |
| Automatic environmental controls for monitoring residential, commercial, and appliance use | | 334512-0 | 12/03 | 106.2 | 107.6 | 107.5 | 2.5 | -.1 |
| Secondary products and miscellaneous receipts | | 334512-SM | | | | | | |
| Miscellaneous receipts | | 334512-M | 12/04 | 105.1 | 105.4 | 105.4 | 1.8 | 0 |
| Secondary products | | 334512-S | 12/79 | 207.1 | 207.1 | 207.1 | 5.4 | 0 |
| Industrial process variable instruments | 334513 | | 06/83 | 177.9 | 178.5 | 180.2 | 3.9 | 1.0 |
| Primary products | | 334513-P | 06/83 | 184.1 | 184.2 | 186.5 | 4.3 | 1.2 |
| Process control instruments | | 334513-0 | 12/03 | 109.9 | 110.0 | 111.3 | 4.3 | 1.2 |
| Secondary products and miscellaneous receipts | | 334513-SM | | | | | | |
| Miscellaneous receipts | | 334513-M | 06/83 | 165.9 | 165.9 | 166.2 | .2 | .2 |
| Secondary products | | 334513-S | 06/83 | 134.6 | 141.4 | 138.1 | 3.2 | -2.3 |
| Totalizing fluid meters and counting devices | 334514 | | 12/85 | 138.1 | 138.1 | 138.1 | 4.1 | 0 |
| Primary products | | 334514-P | 12/85 | 138.7 | 138.9 | 138.9 | 4.2 | 0 |
| Integrating and totalizing meters for gas and liquids | | 334514-1 | 12/85 | 157.7 | 157.7 | 157.8 | 8.0 | .1 |
| Gas meters | | 334514-12 | 12/85 | 182.8 | (³) | 182.7 | 8.4 | (³) |
| Liquid meters | | 334514-13 | 12/85 | 147.8 | 148.0 | 148.0 | 7.9 | 0 |
| Counting devices, excl. motor vehicle instruments | | 334514-3 | 12/85 | 149.2 | 150.0 | 150.0 | 3.8 | 0 |
| Motor vehicle instruments | | 334514-5 | 12/85 | 97.4 | (³) | (³) | (³) | (³) |
| Secondary products and miscellaneous receipts | | 334514-SM | | | | | | |
| Secondary products | | 334514-S | 12/85 | 142.1 | 139.1 | (³) | (³) | (³) |
| Electricity and signal testing instruments | 334515 | | 12/83 | 143.7 | 144.1 | 144.4 | .6 | .2 |
| Primary products | | 334515-P | 12/83 | 140.5 | 140.7 | 141.0 | .4 | .2 |
| Test equipment for testing electrical, radio & communication circuits, & motors | | 334515-3 | 12/83 | 142.8 | 143.1 | 143.1 | -.1 | 0 |
| Electrical integrating instruments and other instruments to measure electricity | | 334515-9 | 06/06 | 103.1 | (³) | 105.2 | (³) | (³) |
| Secondary products and miscellaneous receipts | | 334515-SM | | | | | | |
| Miscellaneous receipts | | 334515-M | 03/87 | 174.4 | 177.1 | 178.6 | 2.5 | .8 |
| Secondary products | | 334515-S | 12/83 | 147.9 | 147.9 | 147.9 | (³) | 0 |
| Analytical laboratory instrument mfg | 334516 | | 12/85 | 133.2 | 132.4 | 132.9 | .6 | .4 |
| Primary products | | 334516-P | 12/85 | 135.3 | 134.2 | 134.8 | .3 | .4 |
| Chromatographic instruments | | 334516-31 | 12/85 | 148.5 | 148.9 | 150.1 | 3.3 | .8 |
| Spectrophotometric instruments, incl spectroscopy instruments | | 334516-32 | 12/85 | 145.8 | 137.6 | 137.1 | -5.8 | -.4 |
| Clinical laboratory instrumentation | | 334516-34 | 06/99 | 128.8 | 128.8 | (³) | (³) | (³) |
| Other analytical instruments, including parts, components, and accessories | | 334516-35 | 06/99 | 109.8 | 110.0 | 110.9 | 1.3 | .8 |

See footnotes at end of table.

Table 5. Producer price indexes for the net output of selected industries and their products, not seasonally adjusted
—Continued

| Industry and product ¹ | Industry code | Product code | Index base | Index | | | Percent change to May 2007 from: | |
|--|---------------|--------------|------------|------------------------|------------------------|-----------------------|----------------------------------|------------------|
| | | | | Jan. 2007 ² | Apr. 2007 ² | May 2007 ² | May 2006 | Apr. 2007 |
| Analytical laboratory instrument mfg—Continued | | | | | | | | |
| Secondary products and miscellaneous receipts | | 334516-SM | | | | | | |
| Miscellaneous receipts | | 334516-M | 12/85 | 159.8 | 159.8 | 159.8 | 2.7 | 0.0 |
| Secondary products | | 334516-S | 12/85 | 100.7 | 101.1 | 101.1 | .4 | 0 |
| Irradiation apparatus manufacturing | | | | | | | | |
| Primary products | 334517 | | 06/90 | 112.8 | 114.5 | 114.1 | 1.9 | -.3 |
| Irradiation (ionizing radiation) equipment | | 334517-P | 06/85 | 115.0 | 116.5 | 116.1 | 1.1 | -.3 |
| Medical and dental diagnostic irradiation equipment | | 334517-0 | 06/85 | 115.0 | 116.5 | 116.1 | 1.1 | -.3 |
| Medical and dental diagnostic irradiation equipment | | 334517-05 | 06/90 | 110.3 | (³) | (³) | (³) | (³) |
| Digital, conventional, and dental x-ray equipment | | 334517-051 | 12/03 | (³) | (³) | (³) | (³) | (³) |
| All other irradiation equipment, incl parts and accessories | | 334517-09 | 06/90 | 114.9 | 116.8 | 116.0 | 1.5 | -.7 |
| Secondary products and miscellaneous receipts | | 334517-SM | | | | | | |
| Miscellaneous receipts | | 334517-M | 06/90 | 107.4 | 110.6 | (³) | (³) | (³) |
| Watch, clock, and part manufacturing | | | | | | | | |
| Primary products | 334518 | | 12/03 | 105.0 | 106.0 | 105.7 | .7 | -.3 |
| Watches, watchcases, movements and modules (including watch parts) | | 334518-P | 12/03 | 105.6 | 106.6 | 106.2 | .9 | -.4 |
| Clocks, timing mech., time recording devices and switches, clock movements and cases, and part | | 334518-2 | 12/89 | 110.0 | (³) | 110.0 | .5 | (³) |
| Secondary products and miscellaneous receipts | | 334518-4 | 12/03 | 106.2 | 107.5 | 107.0 | .9 | -.5 |
| Miscellaneous receipts | | 334518-SM | | | | | | |
| Secondary products | | 334518-M | 12/03 | 105.9 | 105.9 | (³) | (³) | (³) |
| | | 334518-S | 12/03 | 94.0 | 96.6 | 99.1 | -1.7 | 2.6 |
| Other measuring and controlling device mfg | | | | | | | | |
| Primary products | 334519 | | 06/85 | 147.6 | 148.6 | 148.9 | 1.1 | .2 |
| Aircraft engine instruments, except flight | | 334519-P | 06/85 | 142.5 | 143.7 | 144.2 | 1.4 | .3 |
| Physical properties testing & inspection equipment and kinematic testing & measuring equipment | | 334519-2 | 06/85 | 136.3 | 135.9 | 136.3 | .9 | .3 |
| Nuclear radiation detection and monitoring instruments | | 334519-4 | 06/85 | 145.4 | 145.9 | 146.0 | -.3 | .1 |
| Commercial, geophysical, meteorological, and general-purpose instruments and equipment | | 334519-5 | 06/85 | 138.3 | 146.8 | 145.0 | (³) | -1.2 |
| Survey and drafting instruments and apparatus, including photogrammetric equipment | | 334519-7 | 06/85 | 152.6 | 153.0 | 155.0 | 2.4 | 1.3 |
| Secondary products and miscellaneous receipts | | 334519-9 | 12/91 | 112.5 | 112.5 | 112.5 | 0 | 0 |
| Miscellaneous receipts | | 334519-SM | | | | | | |
| Secondary products | | 334519-M | 06/85 | 202.4 | 202.4 | 202.4 | .1 | 0 |
| | | 334519-S | 06/85 | 139.4 | 139.4 | 139.1 | -.2 | -.2 |
| Mfg & reproducing magnetic & optical media | | | | | | | | |
| Mfg & reproducing magnetic & optical media | 3346 | | 12/03 | 92.7 | 92.2 | 92.3 | -3.0 | .1 |
| Mfg & reproducing magnetic & optical media | | | | | | | | |
| Mfg & reproducing magnetic & optical media | 33461 | | 12/03 | 92.7 | 92.2 | 92.3 | -3.0 | .1 |
| Audio and video media reproduction | | | | | | | | |
| Primary products | 334612 | | 12/03 | 94.3 | 93.7 | 94.1 | -.5 | .4 |
| Reproduction of recording media | | 334612-P | 12/03 | 94.2 | 93.5 | 93.9 | -.3 | .4 |
| Audio discs, records, and compact discs (CD), full-length | | 334612-0 | 12/06 | 100.1 | 99.4 | 99.8 | (³) | .4 |
| Reproduction of video recording media | | 334612-01 | 12/03 | 98.6 | 98.5 | 98.4 | -1.8 | -.1 |
| All other reproduction of audio recording media, including audio tapes, cassette full-length | | 334612-03 | 12/03 | 92.3 | 91.3 | 91.9 | .3 | .7 |
| Secondary products and miscellaneous receipts | | 334612-06 | 12/03 | 92.5 | 92.5 | 92.5 | .5 | 0 |
| Miscellaneous receipts | | 334612-SM | | | | | | |
| Secondary products | | 334612-M | 12/03 | 100.6 | 100.6 | (³) | (³) | (³) |
| | | 334612-S | 12/03 | 94.9 | 94.9 | 94.8 | -4.4 | -.1 |
| Magnetic and optical recording media mfg | | | | | | | | |
| Primary products | 334613 | | 06/91 | 65.9 | 65.7 | 65.4 | -5.1 | -.5 |
| Magnetic and optical recording media | | 334613-P | 06/91 | 67.9 | 67.7 | 67.4 | -4.8 | -.4 |
| Magnetic & optical recording media, unrecorded disks and parts | | 334613-0 | 06/91 | 67.9 | 67.7 | 67.4 | -4.8 | -.4 |
| Magnetic & optical recording media, unrecorded tapes, incl. packaged and bulk | | 334613-01 | 12/03 | 87.8 | (³) | (³) | (³) | (³) |
| Packaged magnetic tape for computer use | | 334613-04 | 06/91 | 70.9 | 70.7 | 70.7 | -.7 | 0 |
| Other magnetic tape incl. bulk & packaged for audio and video | | 334613-041 | 12/03 | 100.0 | 100.3 | (³) | (³) | (³) |
| Secondary products and miscellaneous receipts | | 334613-042 | 12/03 | 99.0 | 98.4 | 98.2 | -.7 | -.2 |
| | | 334613-SM | | | | | | |
| Electrical equipment and appliance mfg | | | | | | | | |
| Electric lighting equipment mfg | 335 | | 12/03 | 119.2 | 120.4 | 121.7 | 4.9 | 1.1 |
| Electric lamp bulb & part mfg | | | | | | | | |
| Electric lamp bulb & part manufacturing | 3351 | | 12/03 | 107.2 | 107.8 | 107.5 | 2.5 | -.3 |
| Primary products | 33511 | | 12/03 | 98.8 | 99.1 | 99.0 | 1.5 | -.1 |
| Electric lamp bulbs and tubes (incl sealed beam lamp bulbs) | | 335110-P | 12/83 | 108.7 | 109.0 | 108.9 | 1.5 | -.1 |
| Electric lamp bulb & tube components (exc lamp bulb blanks) | | 335110-A | 12/83 | 107.6 | 108.2 | 108.2 | 2.3 | 0 |
| Secondary products and miscellaneous receipts | | 335110-B | 12/04 | 101.4 | 101.7 | 101.6 | 1.6 | -.1 |
| | | 335110-SM | 12/85 | 120.3 | 122.9 | 123.9 | 8.0 | .8 |
| Lighting fixture mfg | | | | | | | | |
| Residential electric lighting fixture mfg | 33512 | | 12/03 | 109.9 | 110.6 | 110.3 | 2.9 | -.3 |
| Residential electric lighting fixture mfg | | | | | | | | |
| Residential electric lighting fixture mfg | 335121 | | 12/83 | 155.6 | 156.6 | 155.7 | 3.0 | -.6 |

See footnotes at end of table.

Table 5. Producer price indexes for the net output of selected industries and their products, not seasonally adjusted
—Continued

| Industry and product ¹ | Industry code | Product code | Index base | Index | | | Percent change to May 2007 from: | |
|---|---------------|--------------|------------|------------------------|------------------------|-----------------------|----------------------------------|------------------|
| | | | | Jan. 2007 ² | Apr. 2007 ² | May 2007 ² | May 2006 | Apr. 2007 |
| Residential electric lighting fixture mfg—Continued | | | | | | | | |
| Primary products | | 335121-P | 12/83 | 155.4 | 155.4 | 155.2 | 2.5 | -0.1 |
| Residential-type electric lighting fixtures (except portable), including parts and accessories | | 335121-1 | 12/83 | 152.3 | 152.0 | 151.8 | 3.1 | -.1 |
| Residential-type portable lighting fixtures, including parts and accessories | | 335121-4 | 12/83 | 159.0 | 159.4 | 159.4 | 1.9 | 0 |
| Secondary products and miscellaneous receipts | | 335121-SM | | | | | | |
| Miscellaneous receipts | | 335121-M | 03/99 | 104.1 | 111.2 | 105.4 | 3.0 | -5.2 |
| Secondary products | | 335121-S | 12/83 | 192.0 | 192.0 | 192.0 | 6.1 | 0 |
| Nonresidential electric lighting fixture mfg | 335122 | | | | | | | |
| Primary products | | 335122-P | 06/81 | 167.7 | 168.5 | 168.8 | 5.3 | .2 |
| Commercial and institutional-type electric lighting fixtures, including parts and accessories | | 335122-1 | 06/81 | 166.1 | 166.5 | 166.9 | 5.3 | .2 |
| Industrial-type electric lighting fixtures, including parts and accessories | | 335122-4 | 06/81 | 163.9 | 164.4 | 164.9 | 5.1 | .3 |
| Secondary products and miscellaneous receipts | | 335122-SM | | | | | | |
| Miscellaneous receipts | | 335122-M | 08/81 | 109.6 | 111.3 | 110.7 | 3.3 | -.5 |
| Secondary products | | 335122-S | 06/81 | 198.5 | 204.5 | (³) | (³) | (³) |
| Other lighting equipment manufacturing | 335129 | | | | | | | |
| Primary products | | 335129-P | 06/85 | 127.7 | 128.6 | 128.1 | -.4 | -.4 |
| Outdoor lighting equipment (including parts and accessories) | | 335129-1 | 06/85 | 123.9 | 125.3 | 124.7 | -.6 | -.5 |
| All other miscellaneous electric and nonelectric lighting equipment, incl parts and accessories | | 335129-4 | 06/85 | 133.9 | 137.2 | 136.7 | -1.9 | -.4 |
| Secondary products and miscellaneous receipts | | 335129-SM | | | | | | |
| Miscellaneous receipts | | 335129-M | 05/89 | 106.7 | 106.3 | 105.5 | 2.2 | -.8 |
| Secondary products | | 335129-S | 06/85 | 144.2 | 142.9 | 142.9 | .6 | 0 |
| Household appliance mfg | 3352 | | 12/84 | 108.1 | 108.8 | 109.1 | 1.6 | .3 |
| Small electrical appliance mfg | 33521 | | 12/03 | 105.4 | 106.7 | 106.5 | 4.2 | -.2 |
| Electric housewares and household fan mfg | 335211 | | | | | | | |
| Primary products | | 335211-P | 12/82 | 120.8 | 123.7 | 122.8 | 5.7 | -.7 |
| Electric fans, except industrial-type | | 335211-1 | 12/82 | 117.6 | 119.2 | 118.8 | 3.6 | -.3 |
| Small electric household appliances, except fans and wall and baseboard heating units | | 335211-4 | 12/82 | 118.0 | 122.0 | 119.0 | 4.3 | -2.5 |
| Parts and attachments for small household electric appliances | | 335211-5 | 12/82 | 114.8 | 115.3 | 116.2 | 3.7 | .8 |
| Secondary products and miscellaneous receipts | | 335211-SM | | | | | | |
| Miscellaneous receipts | | 335211-M | 01/86 | 138.1 | 138.7 | (³) | (³) | (³) |
| Secondary products | | 335211-S | 12/82 | 84.4 | 91.1 | (³) | (³) | (³) |
| Household vacuum cleaner manufacturing | 335212 | | | | | | | |
| Primary products | | 335212-P | 12/82 | 167.8 | 182.1 | 167.5 | 5.9 | -8.0 |
| Household vacuum cleaners, including parts | | 335212-1 | 12/82 | 103.6 | 103.7 | 103.9 | 1.3 | .2 |
| Household vacuum cleaners, upright-stick type | | 335212-133 | 12/82 | 100.1 | 100.3 | 100.6 | 1.8 | .3 |
| Other household vacuum cleaners, general purpose types, incl. utility and canister types | | 335212-137 | 12/82 | 100.1 | 100.3 | 100.6 | 1.8 | .3 |
| All other vacuum cleaner types and parts and attachments | | 335212-139 | 12/00 | 80.8 | 80.8 | 80.8 | -1.1 | 0 |
| Secondary products and miscellaneous receipts | | 335212-SM | | | | | | |
| Major appliance mfg | 33522 | | 12/03 | 105.2 | 105.8 | 106.2 | .7 | .4 |
| Household cooking appliance manufacturing | 335221 | | | | | | | |
| Primary products | | 335221-P | 06/81 | 111.2 | 113.1 | 112.9 | 2.0 | -.2 |
| Electric (including microwave) household ranges, ovens, surface cooking units, and equipment | | 335221-1 | 06/81 | 105.8 | 107.8 | 107.6 | 2.6 | -.2 |
| Gas household ranges, ovens, surface cooking units, and equipment (incl. parts and accessories) | | 335221-3 | 06/81 | 95.0 | 97.9 | 97.7 | 2.4 | -.2 |
| Other household ranges and cooking equipment | | 335221-5 | 06/81 | 113.7 | 115.7 | 115.6 | 4.5 | -.1 |
| Secondary products and miscellaneous receipts | | 335221-SM | | | | | | |
| Miscellaneous receipts | | 335221-M | 12/02 | 132.0 | 132.0 | 132.0 | .9 | 0 |
| Secondary products | | 335221-S | 06/81 | (³) | (³) | (³) | (³) | (³) |
| Household refrigerator and home freezer mfg | 335222 | | | | | | | |
| Primary products | | 335222-P | 12/81 | 156.2 | 156.2 | (³) | (³) | (³) |
| Household refrigerators, including combination refrigerator-freezers | | 335222-1 | 12/81 | 97.1 | 98.3 | 98.3 | -1.9 | 0 |
| Household food freezers, complete units | | 335222-2 | 12/81 | 91.5 | 92.7 | 92.8 | -2.0 | .1 |
| Parts and attachments for household refrigerators and freezers | | 335222-3 | 04/82 | 88.8 | 89.8 | 89.9 | -2.2 | .1 |
| Secondary products and miscellaneous receipts | | 335222-SM | | | | | | |
| Miscellaneous receipts | | 335222-M | 11/99 | 118.6 | 122.1 | 122.1 | -.7 | 0 |
| Secondary products | | 335222-S | 12/02 | 90.3 | 90.0 | (³) | (³) | (³) |
| Household laundry equipment manufacturing | 335224 | | | | | | | |
| Primary products | | 335224-P | 12/79 | 100.0 | 100.0 | (³) | (³) | (³) |
| Household laundry equipment and parts | | 335224-0 | 12/79 | 126.8 | 125.0 | 127.2 | -1.5 | 1.8 |
| Household laundry equipment and parts | | 335224-0 | 12/02 | 126.2 | 124.4 | 126.6 | -1.6 | 1.8 |
| Other major household appliance manufacturing | 335228 | | 12/82 | 97.7 | 96.3 | 97.9 | -1.6 | 1.7 |

See footnotes at end of table.

Table 5. Producer price indexes for the net output of selected industries and their products, not seasonally adjusted
—Continued

| Industry and product ¹ | Industry code | Product code | Index base | Index | | | Percent change to May 2007 from: | |
|---|---------------|--------------|------------|------------------------|------------------------|-----------------------|----------------------------------|------------------|
| | | | | Jan. 2007 ² | Apr. 2007 ² | May 2007 ² | May 2006 | Apr. 2007 |
| Other major household appliance manufacturing—Continued | | | | | | | | |
| Primary products | | 335228-P | 12/82 | 162.6 | 163.7 | 163.6 | 4.8 | -0.1 |
| Household water heaters, electric, for permanent installation | | 335228-1 | 12/82 | 227.4 | 226.8 | 226.8 | 7.2 | 0 |
| Household water heaters, except electric | | 335228-3 | 12/82 | 244.7 | 244.7 | 244.7 | 6.8 | 0 |
| All other miscellaneous household appliances and parts | | 335228-5 | 12/82 | 103.3 | 105.1 | (³) | (³) | (³) |
| Secondary products and miscellaneous receipts | | 335228-SM | | | | | | |
| Electrical equipment mfg | 3353 | | 12/03 | 118.1 | 120.3 | 121.2 | 8.5 | .7 |
| Electrical equipment mfg | 33531 | | 12/03 | 118.1 | 120.3 | 121.2 | 8.5 | .7 |
| Electric power and specialty transformer mfg | 335311 | | 06/81 | 197.2 | 205.1 | 207.3 | 18.4 | 1.1 |
| Primary products | | 335311-P | 06/81 | 197.5 | 205.9 | 208.2 | 19.4 | 1.1 |
| Power regulators, boosters, and other transformers and parts for all transformers | | 335311-A | 01/00 | 108.3 | 111.7 | (³) | (³) | (³) |
| Power and distribution transformers, except parts | | 335311-1 | 12/99 | 149.6 | 159.9 | 162.6 | 23.9 | 1.7 |
| Fluorescent lamp ballast | | 335311-5 | 06/81 | 180.2 | 180.2 | 180.2 | 17.2 | 0 |
| Commercial, institutional and industrial general-purpose transformers, all voltages | | 335311-6 | 06/81 | 281.3 | (³) | (³) | (³) | (³) |
| Specialty transformers, except fluorescent lamp ballasts | | 335311-8 | 06/81 | 92.7 | 92.7 | 92.7 | 1.5 | 0 |
| Secondary products and miscellaneous receipts | | 335311-SM | | | | | | |
| Miscellaneous receipts | | 335311-M | 08/82 | (³) | (³) | (³) | (³) | (³) |
| Motor and generator manufacturing | 335312 | | 06/83 | 166.9 | 168.1 | 168.3 | 5.3 | .1 |
| Primary products | | 335312-P | 06/83 | 163.8 | 164.9 | 165.0 | 5.8 | .1 |
| Parts, supplies for motors, generators, generator sets, and other rotating equipment | | 335312-C | 12/87 | 150.9 | 151.3 | 151.3 | 1.6 | 0 |
| Other motor and generator manufacturing | | 335312-F | 06/06 | 102.6 | 102.5 | 102.6 | (³) | .1 |
| Fractional horsepower motors (rated at less than 746 watts) (except hermetics) | | 335312-1 | 06/83 | 151.7 | 154.2 | 153.2 | 6.2 | -6 |
| Integral horsepower motors & generators other than for land transport equip (exc hermetics) | | 335312-3 | 06/83 | 183.8 | 184.3 | 186.7 | 9.2 | 1.3 |
| Secondary products and miscellaneous receipts | | 335312-SM | | | | | | |
| Miscellaneous receipts | | 335312-M | 12/86 | 165.6 | 167.7 | 167.7 | 3.4 | 0 |
| Secondary products | | 335312-S | 06/83 | 195.2 | 197.6 | 197.8 | (³) | .1 |
| Switchgear and switchboard apparatus mfg | 335313 | | 06/85 | 175.2 | 180.2 | 183.9 | 11.1 | 2.1 |
| Primary products | | 335313-P | 06/85 | 177.7 | 183.5 | 187.7 | 12.2 | 2.3 |
| Switchgear, except ducts and relays | | 335313-A | 06/85 | 178.1 | 180.4 | 181.3 | 10.8 | .5 |
| Power circuit breakers, all voltages | | 335313-2 | 06/85 | (³) | (³) | (³) | (³) | (³) |
| Low voltage panelboards, distribution boards and other switching and interrupting devices | | 335313-3 | 06/85 | 176.7 | 182.6 | 201.2 | 13.8 | 10.2 |
| Molded case circuit breakers, 1000 volts or less | | 335313-7 | 06/85 | 167.5 | 169.5 | (³) | (³) | (³) |
| Ducts, including plug-in units and accessories, 1000 volts or less | | 335313-9 | 08/97 | 164.5 | 189.7 | 182.3 | 35.2 | -3.9 |
| Secondary products and miscellaneous receipts | | 335313-SM | | | | | | |
| Relay and industrial control manufacturing | 335314 | | 06/85 | 171.7 | 173.1 | 173.0 | 4.4 | -1 |
| Primary products | | 335314-P | 06/85 | 172.3 | 173.8 | 173.8 | 5.0 | 0 |
| Relays for electronic circuitry, industrial control overload and switchgear type | | 335314-1 | 06/90 | 166.1 | 167.9 | 167.7 | 4.8 | -1 |
| General-purpose industrial controls | | 335314-5 | 06/85 | 184.9 | 187.1 | 187.1 | 5.5 | 0 |
| Parts for industrial controls and motor-control accessories | | 335314-7 | 06/90 | 152.6 | 152.6 | 152.6 | 1.9 | 0 |
| Specific-purpose industrial controls | | 335314-8 | 06/85 | 145.1 | 145.8 | 145.8 | 4.8 | 0 |
| Secondary products and miscellaneous receipts | | 335314-SM | | | | | | |
| Miscellaneous receipts | | 335314-M | 06/85 | 223.9 | 224.6 | 224.6 | 1.4 | 0 |
| Secondary products | | 335314-S | 06/85 | 135.7 | 135.7 | 135.7 | 1.6 | 0 |
| Other electrical equipment & component mfg | 3359 | | 12/03 | 131.6 | 132.5 | 135.3 | 4.5 | 2.1 |
| Battery mfg | 33591 | | 12/03 | 115.8 | 119.9 | 121.8 | 6.9 | 1.6 |
| Storage battery manufacturing | 335911 | | 12/84 | 141.1 | 146.8 | 149.3 | 9.1 | 1.7 |
| Primary products | | 335911-P | 12/84 | 140.1 | 146.0 | 148.5 | 9.4 | 1.7 |
| Storage batteries, lead acid type, BCI dimensional size group 8D or smaller | | 335911-1 | 12/84 | 135.0 | 139.4 | 141.5 | 7.5 | 1.5 |
| Storage batteries, lead acid type, larger than BCI dimensional size group 8D | | 335911-4 | 12/84 | 159.4 | 168.6 | 175.1 | 14.5 | 3.9 |
| Storage batteries (except lead acid), including parts for all storage batteries | | 335911-7 | 02/85 | 162.2 | 172.6 | 168.7 | 10.3 | -2.3 |
| Secondary products and miscellaneous receipts | | 335911-SM | | | | | | |
| Miscellaneous receipts | | 335911-M | 12/92 | 150.4 | (³) | 150.4 | 4.3 | (³) |
| Primary battery manufacturing | 335912 | | 12/80 | 176.7 | 181.7 | 184.4 | 3.3 | 1.5 |
| Primary products | | 335912-P | 12/80 | 180.5 | 185.7 | 188.6 | 3.5 | 1.6 |
| Primary batteries | | 335912-0 | 06/03 | 107.8 | 111.0 | 112.7 | 3.5 | 1.5 |
| Secondary products and miscellaneous receipts | | 335912-SM | | | | | | |
| Miscellaneous receipts | | 335912-M | 11/93 | 111.7 | 114.5 | (³) | (³) | (³) |
| Secondary products | | 335912-S | 12/80 | 329.4 | 330.4 | (³) | (³) | (³) |
| Communication & energy wire & cable mfg | 33592 | | 12/03 | 153.5 | 153.0 | 159.9 | 4.9 | 4.5 |

See footnotes at end of table.

Table 5. Producer price indexes for the net output of selected industries and their products, not seasonally adjusted
—Continued

| Industry and product ¹ | Industry code | Product code | Index base | Index | | | Percent change to May 2007 from: | |
|---|---------------|--------------|------------|------------------------|------------------------|-----------------------|----------------------------------|------------------|
| | | | | Jan. 2007 ² | Apr. 2007 ² | May 2007 ² | May 2006 | Apr. 2007 |
| Fiber optic cable manufacturing | 335921 | | 12/03 | 92.2 | 92.1 | 91.9 | -0.5 | -0.2 |
| Primary products | | 335921-P | 12/03 | 91.7 | 91.6 | 91.3 | -7 | -3 |
| Fiber optic cable | | 335921-0 | 12/03 | 91.7 | 91.6 | 91.3 | -7 | -3 |
| Secondary products and miscellaneous receipts | | 335921-SM | | | | | | |
| Other communication and energy wire mfg | 335929 | | 12/03 | 169.0 | 168.5 | 176.7 | 5.5 | 4.9 |
| Primary products | | 335929-P | 12/03 | 172.6 | 172.0 | 180.6 | 3.6 | 5.0 |
| Electronic wire and cable, made of nonferrous metals (purchased wire) | | 335929-A | 12/82 | 202.0 | 206.3 | 208.5 | 11.5 | 1.1 |
| Control and signal wire and cable, made of nonferrous metals (purchased wire) | | 335929-C | 12/82 | 343.2 | 335.8 | 370.0 | 8.1 | 10.2 |
| Building wire and cable, made of nonferrous metals (purchased wire) | | 335929-D | 12/82 | 312.3 | 329.4 | (³) | (³) | (³) |
| Other insulated wire & cable, including automotive, made of nonferrous metals (purchased wire) | | 335929-E | 12/82 | 218.0 | 222.0 | 231.5 | -3.3 | 4.3 |
| Power wire and cable, made from nonferrous metals (purchased wire) | | 335929-1 | 12/82 | 207.2 | (³) | 201.3 | -6.6 | (³) |
| Secondary products and miscellaneous receipts | | 335929-SM | | | | | | |
| secondary products | | 335929-S | 12/03 | 147.9 | (³) | (³) | (³) | (³) |
| Wiring device mfg | 33593 | | 12/03 | 130.6 | 131.2 | 132.3 | 4.3 | .8 |
| Current-carrying wiring device manufacturing | 335931 | | 12/81 | 167.2 | 169.2 | 170.3 | 4.4 | .7 |
| Primary products | | 335931-P | 12/81 | 158.6 | 161.0 | 162.2 | 5.0 | .7 |
| Current-carrying switches for electrical circuitry (including vehicular switches) | | 335931-D | 12/99 | 111.0 | 113.5 | 113.5 | 6.4 | 0 |
| Current-carrying wiring devices, nec | | 335931-G | 06/06 | 100.9 | 101.0 | 103.0 | (³) | 2.0 |
| Current-carrying wire connectors for electrical circuitry | | 335931-9 | 12/81 | 156.6 | 160.5 | 160.9 | 4.7 | .2 |
| Secondary products and miscellaneous receipts | | 335931-SM | | | | | | |
| Miscellaneous receipts | | 335931-M | 12/93 | 154.5 | 155.5 | 155.5 | 4.7 | 0 |
| Secondary products | | 335931-S | 12/81 | 188.3 | 188.6 | 189.8 | 1.3 | .6 |
| Noncurrent-carrying wiring device mfg | 335932 | | 12/81 | 273.2 | 271.6 | 274.7 | 3.9 | 1.1 |
| Primary products | | 335932-P | 12/81 | 266.4 | 263.1 | 267.2 | 2.9 | 1.6 |
| Noncurrent-carrying pole and transmission line hardware | | 335932-1 | 12/81 | 234.8 | 234.8 | 234.8 | 14.6 | 0 |
| Noncurrent-carrying electrical conduit and conduit fittings, incl. plastics conduit & fittings | | 335932-2 | 12/81 | 272.9 | 266.0 | 270.9 | -2.7 | 1.8 |
| Other noncurrent-carrying wiring devices and supplies (boxes, covers, bar hangers, etc.) | | 335932-6 | 12/81 | 273.7 | 277.0 | 282.5 | 7.5 | 2.0 |
| Stamped metal boxes, covers, and accessories | | 335932-636 | 12/04 | 109.1 | 112.1 | 114.5 | 10.3 | 2.1 |
| All other noncurrent-carrying wiring devices and supplies | | 335932-649 | 12/04 | 113.6 | 113.8 | 116.0 | 5.5 | 1.9 |
| Secondary products and miscellaneous receipts | | 335932-SM | | | | | | |
| Miscellaneous receipts | | 335932-M | 12/86 | 375.7 | 387.7 | 392.4 | 14.4 | 1.2 |
| Secondary products | | 335932-S | 12/81 | 242.9 | 244.0 | 239.9 | 4.4 | -1.7 |
| All other electrical equipment & component mfg | 33599 | | 12/03 | 110.5 | 111.2 | 111.0 | 1.8 | -.2 |
| Carbon and graphite product mfg | 335991 | | 06/85 | 140.4 | 143.0 | 141.8 | 1.4 | -.8 |
| Primary products | | 335991-P | 06/85 | 143.1 | 145.9 | 144.6 | 1.7 | -.9 |
| Carbon and graphite electrodes for electric furnaces and electrolytic cell use .. | | 335991-1 | 06/85 | 149.7 | 154.3 | 151.7 | -.9 | -1.7 |
| All other carbon and graphite products | | 335991-3 | 12/03 | 113.3 | 113.8 | 114.0 | 5.2 | .2 |
| Secondary and miscellaneous receipts | | 335991-SM | | | | | | |
| Miscellaneous receipts | | 335991-M | 10/88 | 139.9 | 139.9 | 139.9 | 0 | 0 |
| Secondary products | | 335991-S | 06/85 | 92.4 | 92.4 | (³) | (³) | (³) |
| Miscellaneous electrical equipment mfg | 335999 | | 12/03 | 106.5 | 106.8 | 106.8 | 1.9 | 0 |
| Primary products | | 335999-P | 12/03 | 106.5 | 106.8 | 106.8 | 2.1 | 0 |
| Apparatus wire & cord & flexible cord sets (excl. fiber optic), made from purchased insul. wir | | 335999-B | 12/03 | 134.1 | 133.5 | 133.5 | 9.3 | 0 |
| All other miscellaneous electrical equipment and components (except for industrial use) | | 335999-E | 12/03 | 105.8 | 106.9 | 107.8 | 3.6 | .8 |
| All other misc electronic systems & equipment (incl automatic garage door openers & amplifiers) | | 335999-F | 12/00 | 103.0 | 103.0 | 103.0 | .1 | 0 |
| Capacitors for industrial use (except for electronic circuitry) | | 335999-1 | 12/85 | 86.0 | (³) | (³) | (³) | (³) |
| Rectifying apparatus | | 335999-3 | 12/85 | 127.8 | 127.9 | 128.0 | 3.0 | .1 |
| Semiconductor power conversion apparatus (except for electronic circuitry) | | 335999-31 | 12/85 | 128.2 | 128.4 | 128.9 | 3.6 | .4 |
| All other ac to dc semiconductor power conversion and rectifying apparatus | | 335999-32 | 12/85 | 115.4 | 115.4 | 115.4 | 2.9 | 0 |
| Other electrical equipment for industrial use (except for electronic circuitry) | | 335999-6 | 12/03 | 104.8 | 106.1 | 106.4 | 2.3 | .3 |
| Secondary products and miscellaneous receipts | | 335999-SM | | | | | | |
| Miscellaneous receipts | | 335999-M | 12/03 | 105.6 | 105.6 | 105.6 | 0 | 0 |
| Secondary products | | 335999-S | 12/03 | 107.4 | 109.8 | 109.8 | 2.3 | 0 |
| Transportation equipment manufacturing | 336 | | 12/03 | 105.0 | 104.6 | 104.6 | 1.2 | 0 |
| Motor vehicle manufacturing | 3361 | | 12/03 | 97.6 | 96.3 | 96.1 | -.7 | -.2 |
| Automobile and light truck manufacturing | 33611 | | 12/03 | 96.5 | 94.9 | 94.7 | -1.3 | -.2 |
| Automobile, light truck and utility vehicle manufacturing | 336110 | | 06/82 | 132.8 | 130.6 | 130.3 | -1.3 | -.2 |
| Primary products | | 336110-P | 06/82 | 132.0 | 129.6 | 129.3 | -1.4 | -.2 |

See footnotes at end of table.

Table 5. Producer price indexes for the net output of selected industries and their products, not seasonally adjusted

—Continued

| Industry and product ¹ | Industry code | Product code | Index base | Index | | | Percent change to May 2007 from: | |
|--|---------------|--------------|------------|------------------------|------------------------|-----------------------|----------------------------------|------------------|
| | | | | Jan. 2007 ² | Apr. 2007 ² | May 2007 ² | May 2006 | Apr. 2007 |
| Automobile, light truck and utility vehicle manufacturing—Continued | | | | | | | | |
| Passenger cars and chassis | | 336110-1 | 06/82 | 128.8 | 125.3 | 125.1 | -2.6 | -0.2 |
| Trucks, truck tractors, & bus chassis 14,000 lb or less, incl. minivans & suvs ... | | 336110-2 | 06/82 | 144.7 | 143.0 | 142.6 | -4 | -.3 |
| Secondary products and miscellaneous receipts | | 336110-SM | | | | | | |
| Heavy duty truck manufacturing | 336120 | | 12/03 | 113.3 | 117.5 | 117.5 | 6.6 | 0 |
| Primary products | | 336120-P | 12/03 | 113.7 | 118.0 | 118.0 | 6.8 | 0 |
| Trucks, truck tractors, and bus chassis (chassis of own manufacture) 14,001 to 33,000 lb | | 336120-1 | 12/03 | 119.6 | 119.6 | 119.6 | 5.8 | 0 |
| Trucks, truck tractors, and bus chassis (chassis of own manufacture) 33,001 lb or more | | 336120-2 | 06/87 | 157.4 | 166.6 | 166.6 | 8.3 | 0 |
| Buses, including military and firefighting vehicles (chassis of own manufacture) | | 336120-3 | 12/03 | 107.5 | 108.8 | 108.8 | 1.4 | 0 |
| Secondary products and miscellaneous receipts | | 336120-SM | | | | | | |
| Secondary products | | 336120-S | 12/03 | 99.3 | 99.9 | 99.9 | -1.2 | 0 |
| Motor vehicle body and trailer manufacturing | 3362 | | 12/03 | 115.9 | 116.9 | 117.0 | 3.6 | .1 |
| Motor vehicle body and trailer manufacturing | 33621 | | 12/03 | 116.1 | 117.0 | 117.0 | 3.4 | 0 |
| Motor vehicle body manufacturing | 336211 | | 12/82 | 204.2 | 204.3 | 204.6 | 2.6 | .1 |
| Primary products | | 336211-P | 12/82 | 202.1 | 202.1 | 202.6 | 2.8 | .2 |
| Truck, bus, car, and other vehicle bodies, for sale separately | | 336211-1 | 12/82 | 206.4 | 206.2 | 207.1 | 2.7 | .4 |
| Completed vehicles produced on purchased chassis | | 336211-3 | 12/82 | 199.6 | 199.9 | 199.9 | 3.3 | 0 |
| Secondary products and miscellaneous receipts | | 336211-SM | | | | | | |
| Miscellaneous receipts | | 336211-M | 12/82 | 258.6 | 258.6 | 258.6 | 2.4 | 0 |
| Secondary products | | 336211-S | 12/82 | 168.3 | 170.0 | 170.2 | 1.7 | .1 |
| Truck trailer manufacturing | 336212 | | 12/79 | 188.4 | 188.9 | 188.6 | 3.1 | -.2 |
| Primary products | | 336212-P | 12/79 | 187.2 | 187.7 | 187.4 | 2.8 | -.2 |
| Truck trailers and chassis, with axle rating of 10,000 lbs or more | | 336212-1 | 12/79 | 184.9 | 185.2 | 184.8 | 2.4 | -.2 |
| Truck trailers and chassis, with axle rating of less than 10,000 lbs | | 336212-3 | 11/84 | 193.2 | 195.9 | 197.6 | 9.5 | .9 |
| Secondary products and miscellaneous receipts | | 336212-SM | | | | | | |
| Secondary products | | 336212-S | 12/79 | 198.8 | 200.7 | 200.7 | 8.1 | 0 |
| Motor home manufacturing | 336213 | | 06/84 | 168.2 | 172.7 | 172.7 | 3.9 | 0 |
| Primary products | | 336213-P | 06/84 | 168.3 | 173.3 | 173.2 | 3.5 | -.1 |
| Motor homes built on purchased chassis | | 336213-0 | 06/06 | 100.4 | 103.3 | 103.3 | (³) | 0 |
| Secondary products and miscellaneous receipts | | 336213-SM | | | | | | |
| Travel trailer and camper manufacturing | 336214 | | 12/03 | 112.6 | 113.1 | 113.2 | 4.8 | .1 |
| Primary products | | 336214-P | 12/03 | 111.9 | 112.4 | 112.5 | 4.8 | .1 |
| Travel trailers | | 336214-1 | 06/84 | 153.7 | 153.7 | 154.1 | 3.5 | .3 |
| Fifth wheel travel trailers less than 30ft in length | | 336214-14 | 06/90 | 126.3 | 126.4 | 126.8 | 1.8 | .3 |
| Fifth wheel travel trailers 30ft or more in length | | 336214-15 | 06/90 | 145.2 | 145.3 | 145.8 | 2.5 | .3 |
| Conventional travel trailers up to 24ft | | 336214-16 | 06/06 | 101.6 | 101.6 | 101.6 | (³) | 0 |
| Conventional travel trailers 25ft to 29ft | | 336214-17 | 06/06 | 101.5 | 101.5 | 101.5 | (³) | 0 |
| Conventional travel trailers 30ft or more | | 336214-18 | 06/06 | 101.5 | 101.5 | 102.1 | (³) | .6 |
| Automobile and light truck trailers | | 336214-3 | 12/92 | 140.4 | 142.0 | 142.0 | 6.4 | 0 |
| Camping trailers, campers, pick-up covers, and parts | | 336214-5 | 06/84 | 170.7 | 172.4 | 171.8 | 5.9 | -.3 |
| Other parts and components, excluding appliances and furnishings | | 336214-53 | 06/84 | 147.5 | 147.5 | 147.5 | 10.0 | 0 |
| Folddown camping trailers | | 336214-54 | 06/06 | 101.1 | 101.1 | 101.1 | (³) | 0 |
| Truck campers, caps, or box covers | | 336214-55 | 06/06 | 103.7 | 106.3 | 105.4 | (³) | -.8 |
| Secondary products and miscellaneous receipts | | 336214-SM | | | | | | |
| Miscellaneous receipts | | 336214-M | 04/85 | 174.1 | 174.4 | 174.4 | 3.8 | 0 |
| Secondary products | | 336214-S | 06/84 | 159.3 | 158.2 | 158.2 | 1.3 | 0 |
| Motor vehicle parts manufacturing | 3363 | | 12/03 | 106.2 | 107.0 | 107.4 | 2.6 | .4 |
| Motor vehicle gasoline engine and parts mfg | 33631 | | 12/03 | 112.2 | 112.0 | 112.4 | 1.5 | .4 |
| Carburetor, piston, piston, ring and valve mfg | 336311 | | 12/82 | 139.9 | 141.0 | 141.9 | 3.9 | .6 |
| Primary products | | 336311-P | 12/82 | 151.2 | 152.6 | 153.7 | 4.6 | .7 |
| Carburetors, new and rebuilt (all types) | | 336311-1 | 12/82 | 183.4 | 183.4 | 187.1 | (³) | 2.0 |
| Pistons, piston rings, and piston pins (engine) | | 336311-3 | 12/82 | 113.3 | 114.9 | 114.9 | 2.8 | 0 |
| Valves (engine intake and exhaust) | | 336311-5 | 12/82 | 160.2 | 160.2 | 163.6 | 5.5 | 2.1 |
| Secondary products and miscellaneous receipts | | 336311-SM | | | | | | |
| Secondary products | | 336311-S | 12/82 | 108.0 | 108.0 | 108.0 | 0 | 0 |
| Gasoline engine and engine parts mfg | 336312 | | 12/03 | 113.1 | 112.9 | 113.2 | 1.4 | .3 |
| Primary products | | 336312-P | 12/03 | 114.3 | 114.0 | 114.3 | 1.4 | .3 |
| Gasoline engines and engine parts for motor vehicles, new | | 336312-1 | 12/88 | 108.9 | 108.6 | 108.9 | 1.4 | .3 |
| Gasoline engines and engine parts for motor vehicles, rebuilt | | 336312-3 | 12/03 | 104.5 | 105.1 | 105.1 | -.7 | 0 |
| Secondary products and miscellaneous receipts | | 336312-SM | | | | | | |
| Miscellaneous receipts | | 336312-M | 12/03 | 100.0 | 102.6 | (³) | (³) | (³) |
| Secondary products | | 336312-S | 12/03 | 100.8 | 100.6 | (³) | (³) | (³) |

See footnotes at end of table.

Table 5. Producer price indexes for the net output of selected industries and their products, not seasonally adjusted
—Continued

| Industry and product ¹ | Industry code | Product code | Index base | Index | | | Percent change to May 2007 from: | |
|--|---------------|--------------|------------|------------------------|------------------------|-----------------------|----------------------------------|------------------|
| | | | | Jan. 2007 ² | Apr. 2007 ² | May 2007 ² | May 2006 | Apr. 2007 |
| Motor vehicle electric equipment | 33632 | | 12/03 | 103.6 | 103.8 | 103.9 | 1.8 | 0.1 |
| Vehicular lighting equipment manufacturing | 336321 | | 12/83 | 126.0 | 126.2 | 126.2 | 1.9 | 0 |
| Primary products | | 336321-P | 12/83 | 110.8 | 110.8 | 110.8 | 1.3 | 0 |
| Vehicular lighting equipment | | 336321-1 | 12/83 | 110.8 | 110.8 | 110.8 | 1.3 | 0 |
| Motor vehicle lighting equipment | | 336321-11 | 12/83 | 100.1 | 100.1 | 100.2 | 1.2 | .1 |
| Other than motor vehicle lighting equipment including fluorescent fixtures ... | | 336321-12 | 12/83 | 178.0 | 178.0 | 178.0 | 2.8 | 0 |
| Component and renewal parts for vehicular lighting equipment | | 336321-13 | 06/93 | 108.4 | 108.9 | 108.9 | 1.1 | 0 |
| Secondary products and miscellaneous receipts | | 336321-SM | | | | | | |
| Miscellaneous receipts | | 336321-M | 12/83 | (³) | (³) | (³) | (³) | (³) |
| Secondary products | | 336321-S | 12/83 | 162.1 | 163.4 | 163.1 | 3.4 | -2 |
| Other motor vehicle electric equipment mfg | 336322 | | 12/03 | 103.9 | 104.0 | 104.1 | 1.6 | .1 |
| Primary products | | 336322-P | 12/03 | 100.2 | 100.5 | 100.6 | 1.1 | .1 |
| Parts for engine electrical and electronic equipment | | 336322-A | 12/82 | 128.0 | 126.9 | 127.2 | .2 | .2 |
| Ignition harness and cable sets | | 336322-1 | 12/82 | 142.3 | 142.5 | 142.3 | 1.9 | -.1 |
| Battery charging alternators, generators, and regulators | | 336322-3 | 12/82 | 129.2 | 129.8 | 130.3 | 3.1 | .4 |
| Cranking motors (starters) | | 336322-5 | 12/82 | 115.1 | 114.6 | 115.1 | 1.9 | .4 |
| Spark plugs (all types) | | 336322-7 | 12/82 | (³) | (³) | (³) | (³) | (³) |
| All other miscellaneous complete engine electrical equipment | | 336322-9 | 12/82 | 114.4 | 115.0 | 115.0 | .8 | 0 |
| Secondary products and miscellaneous receipts | | 336322-SM | | | | | | |
| Miscellaneous receipts | | 336322-M | 12/03 | 136.8 | 136.8 | 136.8 | 2.9 | 0 |
| Secondary products | | 336322-S | 12/03 | 94.0 | 93.8 | 94.0 | 2.0 | .2 |
| Motor vehicle steering and suspension parts | 33633 | | 12/03 | 107.1 | 102.7 | 103.1 | -2.9 | .4 |
| Motor vehicle steering and suspension parts | 336330 | | 12/03 | 107.0 | 102.5 | 102.9 | -2.9 | .4 |
| Primary products | | 336330-P | 12/03 | 105.5 | 101.0 | 101.0 | -3.7 | 0 |
| Motor vehicle steering and suspension components, new | | 336330-1 | 12/99 | 105.3 | 100.8 | 100.8 | -3.7 | 0 |
| Secondary products and miscellaneous receipts | | 336330-SM | | | | | | |
| Secondary product | | 336330-S | 12/03 | 116.1 | 112.2 | 116.1 | 3.5 | 3.5 |
| Motor vehicle brake system manufacturing | 33634 | | 12/03 | 101.3 | 101.8 | 101.8 | .5 | 0 |
| Motor vehicle brake system manufacturing | 336340 | | 12/03 | 101.3 | 101.7 | 101.8 | .5 | .1 |
| Primary products | | 336340-P | 12/03 | 101.2 | 101.7 | 101.8 | .4 | .1 |
| Motor vehicle brake parts and assemblies, new | | 336340-1 | 12/88 | 107.0 | 107.5 | 107.5 | .3 | 0 |
| Motor vehicle brake parts and assemblies, rebuilt | | 336340-3 | 12/03 | 106.9 | 106.9 | 110.2 | 3.1 | 3.1 |
| Secondary products and miscellaneous receipts | | 336340-SM | | | | | | |
| Secondary products | | 336340-S | 12/03 | 104.7 | 105.7 | 105.7 | 3.7 | 0 |
| Motor vehicle power train components mfg | 33635 | | 12/03 | 106.0 | 107.4 | 108.5 | 4.4 | 1.0 |
| Motor vehicle power train components mfg | 336350 | | 12/03 | 104.7 | 106.1 | 107.2 | 4.5 | 1.0 |
| Primary products | | 336350-P | 12/03 | 104.0 | 103.9 | 105.2 | 4.6 | 1.3 |
| Motor vehicle drive train components, except wheels and brakes, new | | 336350-1 | 12/88 | 106.8 | 106.6 | 108.1 | 4.7 | 1.4 |
| Motor vehicle drive train components, rebuilt | | 336350-3 | 12/03 | 106.2 | (³) | (³) | (³) | (³) |
| Secondary products and miscellaneous receipts | | 336350-SM | | | | | | |
| Secondary products | | 336350-S | 12/03 | 107.5 | 107.5 | 107.5 | 2.7 | 0 |
| Motor vehicle seating and interior trim mfg | 33636 | | 12/03 | 99.6 | 100.0 | 100.1 | 0 | .1 |
| Motor vehicle seating and interior trim mfg | 336360 | | 12/03 | 99.5 | 100.0 | 100.0 | 0 | 0 |
| Primary products | | 336360-P | 12/03 | 99.5 | 100.0 | 100.0 | 0 | 0 |
| Automobile trimmings | | 336360-1 | 12/03 | 100.3 | 100.3 | 101.0 | 1.7 | .7 |
| Fabricated seat or safety belts, incl shoulder harnesses (except leather) | | 336360-2 | 12/03 | (³) | (³) | (³) | (³) | (³) |
| Seats for public conveyance and aircraft | | 336360-3 | 12/01 | 97.8 | 98.5 | 98.3 | -1.0 | -2 |
| Seats for public conveyance (except aircraft), incl. automobiles, trucks, buses, | | 336360-301 | 12/03 | 98.7 | 99.3 | 99.0 | -1.2 | -3 |
| Seats for aircraft | | 336360-304 | 12/03 | 100.2 | 102.8 | (³) | (³) | (³) |
| Secondary products and miscellaneous receipts | | 336360-SM | | | | | | |
| Miscellaneous receipts | | 336360-M | 12/03 | 105.3 | 105.3 | 105.3 | 0 | 0 |
| Secondary products | | 336360-S | 12/03 | 100.0 | 100.0 | 101.1 | 1.1 | 1.1 |
| Motor vehicle metal stamping | 33637 | | 12/03 | 113.8 | 114.1 | 115.8 | 5.6 | 1.5 |
| Motor vehicle metal stamping | 336370 | | 12/82 | 124.6 | 124.9 | 126.9 | 5.7 | 1.6 |
| Primary products | | 336370-P | 12/82 | 116.1 | 116.5 | 118.5 | 3.5 | 1.7 |
| Original equipment automotive stampings | | 336370-1 | 12/82 | 113.2 | 113.4 | 115.1 | 2.8 | 1.5 |
| Replacement part automotive stampings | | 336370-3 | 12/82 | 144.1 | 145.0 | 152.2 | 10.6 | 5.0 |
| Secondary products and miscellaneous receipts | | 336370-SM | | | | | | |
| Secondary products | | 336370-S | 12/82 | 133.6 | 134.7 | 134.2 | .1 | -.4 |
| Other motor vehicle parts manufacturing | 33639 | | 12/03 | 102.4 | 104.3 | 104.0 | 2.1 | -.3 |
| Motor vehicle air conditioning manufacturing | 336391 | | 12/03 | 101.7 | 100.9 | 101.1 | 1.7 | .2 |
| Primary products | | 336391-P | 12/03 | 102.3 | 101.1 | 101.6 | 2.4 | .5 |

See footnotes at end of table.

Table 5. Producer price indexes for the net output of selected industries and their products, not seasonally adjusted
—Continued

| Industry and product ¹ | Industry code | Product code | Index base | Index | | | Percent change to May 2007 from: | |
|--|---------------|--------------|------------|------------------------|------------------------|-----------------------|----------------------------------|------------------|
| | | | | Jan. 2007 ² | Apr. 2007 ² | May 2007 ² | May 2006 | Apr. 2007 |
| Motor vehicle air conditioning manufacturing—Continued | | | | | | | | |
| Automotive air conditioning compressors (open type, with or without motor) | | 336391-B | 12/03 | 104.3 | 100.7 | 100.7 | (³) | 0.0 |
| Motor vehicle mechanical air conditioning systems | | 336391-7 | 12/03 | 100.6 | 100.8 | 101.5 | 1.3 | .7 |
| Secondary products and miscellaneous receipts | | 336391-SM | | | | | | |
| Secondary products | | 336391-S | 12/03 | 99.9 | 100.6 | 100.3 | (³) | -.3 |
| All other motor vehicle parts manufacturing | 336399 | | 12/03 | 102.6 | 105.0 | 104.6 | 2.2 | -.4 |
| Primary products | | 336399-P | 12/03 | 102.4 | 104.9 | 104.4 | 2.3 | -.5 |
| Filters for internal combustion engines and motor vehicles, new | | 336399-1 | 12/82 | 126.8 | 126.8 | 126.8 | -.4 | 0 |
| Exhaust system parts, new | | 336399-3 | 12/88 | 127.8 | 134.3 | 134.2 | 10.5 | -.1 |
| All other motor vehicle parts and accessories, new and rebuilt | | 336399-8 | 12/03 | 98.0 | 99.4 | 99.3 | .2 | -.1 |
| Secondary products and miscellaneous receipts | | 336399-SM | | | | | | |
| Miscellaneous receipts | | 336399-M | 12/03 | 103.5 | (³) | 106.1 | 5.0 | (³) |
| Secondary products | | 336399-S | 12/03 | 103.6 | 103.3 | 103.4 | -1.5 | .1 |
| Aerospace product and parts manufacturing | 3364 | | 06/85 | 186.8 | 186.8 | 187.2 | 2.6 | .2 |
| Aerospace product and parts manufacturing | 33641 | | 06/85 | 186.8 | 186.8 | 187.2 | 2.6 | .2 |
| Aircraft manufacturing | 336411 | | 12/85 | 192.5 | 192.2 | 192.4 | 2.2 | .1 |
| Primary products | | 336411-P | 12/85 | 189.9 | 189.6 | 189.7 | 2.2 | .1 |
| Civilian aircraft | | 336411-3 | 12/85 | 217.4 | 216.9 | 217.1 | 2.6 | .1 |
| Modifications, conversions, and overhaul of previously accepted aircraft | | 336411-5 | 12/85 | 117.9 | 118.2 | 118.2 | .7 | 0 |
| Secondary products and miscellaneous receipts | | 336411-SM | | | | | | |
| Miscellaneous receipts | | 336411-M | 01/86 | 237.9 | 237.9 | 237.9 | 4.8 | 0 |
| Secondary products | | 336411-S | 12/85 | 181.2 | 181.4 | 181.4 | .2 | 0 |
| Aircraft engine and engine parts mfg | 336412 | | 12/85 | 175.9 | 175.8 | 177.5 | 4.5 | 1.0 |
| Primary products | | 336412-P | 12/85 | 179.5 | 179.3 | 180.3 | 3.9 | .6 |
| Military aircraft engines | | 336412-1 | 12/85 | 141.1 | 141.2 | 141.2 | 1.5 | 0 |
| Civilian aircraft engines | | 336412-3 | 12/85 | 198.5 | 196.1 | 199.0 | 5.7 | 1.5 |
| Aeronautical services on aircraft engines | | 336412-5 | 12/85 | 157.9 | 158.8 | 158.7 | 1.5 | -.1 |
| Aircraft engine parts and accessories | | 336412-7 | 12/85 | 187.9 | 188.6 | 189.2 | 4.0 | .3 |
| Secondary products and miscellaneous receipts | | 336412-SM | | | | | | |
| Miscellaneous receipts | | 336412-M | 08/94 | 126.2 | 126.2 | 126.2 | 5.4 | 0 |
| Secondary products | | 336412-S | 12/85 | 159.6 | 161.0 | 167.4 | 8.1 | 4.0 |
| Other aircraft parts and equipment | 336413 | | 06/85 | 156.4 | 157.2 | 157.3 | 2.4 | .1 |
| Primary products | | 336413-P | 06/85 | 154.9 | 155.1 | 155.1 | 1.7 | 0 |
| Aircraft propellers and helicopter rotors | | 336413-1 | 12/91 | 147.5 | 150.8 | 149.5 | 8.1 | -.9 |
| Aircraft parts and auxiliary equipment, excl. hydraulic and pneumatic subassemblies and engine | | 336413-2 | 06/85 | 151.3 | 151.3 | 151.4 | 1.5 | .1 |
| Secondary products and miscellaneous receipts | | 336413-SM | | | | | | |
| Miscellaneous receipts | | 336413-M | 02/95 | (³) | (³) | (³) | (³) | (³) |
| Secondary products | | 336413-S | 06/85 | 180.1 | 185.3 | 185.6 | 5.9 | .2 |
| Railroad rolling stock manufacturing | 3365 | | 06/84 | 163.2 | 166.1 | 165.8 | 4.7 | -.2 |
| Railroad rolling stock manufacturing | 33651 | | 06/84 | 163.3 | 166.1 | 165.8 | 4.7 | -.2 |
| Railroad rolling stock manufacturing | 336510 | | 06/84 | 163.0 | 165.9 | 165.6 | 4.7 | -.2 |
| Primary products | | 336510-P | 06/84 | 167.6 | 171.4 | 171.0 | 4.3 | -.2 |
| Locomotives and locomotive parts | | 336510-1 | 06/84 | 147.3 | 153.6 | 153.1 | 2.5 | -.3 |
| Passenger and freight train cars, new (excl. parts) | | 336510-4 | 06/84 | 201.4 | 201.7 | 201.7 | 5.6 | 0 |
| Street, subway, trolley, and rapid transit cars, all rebuilt cars, and all parts | | 336510-5 | 06/84 | 140.7 | 142.6 | 142.4 | 2.4 | -.1 |
| Street, subway, trolley, and rapid transit cars, new and rebuilt | | 336510-53 | 12/01 | 101.0 | (³) | 101.0 | -.1 | (³) |
| Parts and accessories for railroad and street cars | | 336510-54 | 06/84 | 137.2 | 141.7 | 141.2 | 4.6 | -.4 |
| Air brake and other brake equipment | | 336510-541 | 06/84 | 143.8 | 146.2 | 147.5 | 5.0 | .9 |
| All other railroad and streetcar parts and accessories, incl. truck assemblies | | 336510-542 | 06/84 | 135.8 | 140.5 | 139.8 | 4.5 | -.5 |
| Secondary products and miscellaneous receipts | | 336510-SM | | | | | | |
| Secondary products | | 336510-S | 09/96 | 119.8 | (³) | 119.8 | 16.3 | (³) |
| Ship and boat building | 3366 | | 12/84 | 187.7 | 186.1 | 186.4 | 3.8 | .2 |
| Ship and boat building | 33661 | | 12/84 | 187.7 | 186.1 | 186.4 | 3.8 | .2 |
| Ship building and repairing | 336611 | | 12/85 | 177.6 | 174.6 | 175.2 | 4.2 | .3 |
| Primary products | | 336611-P | 12/85 | 179.2 | 176.1 | 176.7 | 3.9 | .3 |
| Ship repair, nonmilitary | | 336611-A | 12/85 | 178.9 | 179.2 | 183.1 | 13.4 | 2.2 |
| Nonpropelled ships, new construction | | 336611-1 | 12/85 | 167.1 | 167.3 | 167.3 | 3.8 | 0 |
| Military self-propelled ships, new construction | | 336611-2 | 12/85 | 170.2 | 172.1 | 172.0 | 5.8 | -.1 |
| Nonmilitary self-propelled ships, new construction | | 336611-7 | 12/85 | 221.2 | 222.0 | 221.8 | 5.8 | -.1 |
| Ship repair, military | | 336611-8 | 12/85 | 181.8 | 170.4 | 171.8 | -1.3 | .8 |
| Secondary products and miscellaneous receipts | | 336611-SM | | | | | | |
| Miscellaneous receipts | | 336611-M | 05/89 | 115.2 | 115.2 | 115.2 | 6.8 | 0 |

See footnotes at end of table.

Table 5. Producer price indexes for the net output of selected industries and their products, not seasonally adjusted
—Continued

| Industry and product ¹ | Industry code | Product code | Index base | Index | | | Percent change to May 2007 from: | |
|--|---------------|--------------|------------|------------------------|------------------------|-----------------------|----------------------------------|------------------|
| | | | | Jan. 2007 ² | Apr. 2007 ² | May 2007 ² | May 2006 | Apr. 2007 |
| Boat building | 336612 | | 12/81 | 217.7 | 218.8 | 218.6 | 3.2 | -0.1 |
| Primary products | | 336612-P | 12/81 | 216.2 | 217.3 | 217.1 | 3.1 | -.1 |
| Outboard motorboats, including commercial and military (exc. sailboats and lifeboats) | | 336612-1 | 12/81 | 237.4 | 237.9 | 237.8 | 3.3 | 0 |
| Inboard motorboats, including commercial & military (exc. sailboats & lifeboats) | | 336612-3 | 12/81 | 212.5 | 213.8 | 213.6 | 2.8 | -.1 |
| Inboard-outdrive boats, including commercial & military (exc. sailboats & lifeboats) | | 336612-5 | 12/81 | 197.2 | 198.3 | 198.1 | 3.7 | -.1 |
| All other boats (excluding military and commercial) | | 336612-8 | 12/81 | 191.9 | 196.1 | 194.1 | 1.0 | -1.0 |
| Secondary products and miscellaneous receipts | | 336612-SM | | | | | | |
| Miscellaneous receipts | | 336612-M | 12/88 | 200.4 | 200.4 | (³) | (³) | (³) |
| Secondary products | | 336612-S | 12/81 | 225.2 | 225.2 | (³) | (³) | (³) |
| Other transportation equipment manufacturing | 3369 | | 12/03 | 105.8 | 106.0 | 106.0 | 1.1 | 0 |
| Other transportation equipment manufacturing | 33699 | | 12/03 | 105.8 | 106.0 | 106.0 | 1.1 | 0 |
| Motorcycle, bicycle, and parts manufacturing | 336991 | | 12/84 | 132.1 | 132.1 | 132.2 | -.5 | .1 |
| Primary products | | 336991-P | 12/84 | 138.0 | 138.0 | 138.1 | -.4 | .1 |
| Bicycles and parts | | 336991-1 | 12/84 | 113.2 | 113.2 | 113.5 | -1.0 | .3 |
| Bicycles, complete | | 336991-121 | 12/98 | 108.0 | 108.0 | 108.0 | (³) | 0 |
| Parts for bicycles | | 336991-171 | 12/84 | 103.1 | 103.1 | 103.9 | -4.2 | .8 |
| Motorcycles, including three-wheel motorbikes, motorscooters, mopeds, and parts | | 336991-3 | 12/84 | 161.8 | 161.8 | 161.8 | 0 | 0 |
| Motorcycles, (excl. sidecars), mopeds, motorbikes and motorscooters, excl parts | | 336991-311 | 10/06 | 100.0 | 100.0 | 100.0 | (³) | 0 |
| Parts, including sidecars, but excluding motorbike parts interchangeable with bike parts | | 336991-312 | 12/84 | 140.4 | 140.4 | 140.4 | .2 | 0 |
| Secondary products and miscellaneous receipts | | 336991-SM | | | | | | |
| Miscellaneous receipts | | 336991-M | 12/84 | 118.1 | 118.1 | 118.1 | 9.3 | 0 |
| Secondary products | | 336991-S | 12/84 | 112.9 | 112.9 | 112.9 | -11.5 | 0 |
| All other transportation equipment mfg | 336999 | | 12/03 | 107.8 | 108.2 | 108.2 | 2.3 | 0 |
| Primary products | | 336999-P | 12/03 | 107.3 | 107.7 | 107.7 | 2.2 | 0 |
| Self-propelled golf carts and industrial in-plant personnel carriers and parts | | 336999-1 | 06/85 | 160.8 | 161.0 | 161.0 | 2.7 | 0 |
| All other miscellaneous transportation equipment, including all-terrain vehicles | | 336999-5 | 06/85 | 139.9 | 140.5 | 140.5 | 2.0 | 0 |
| Secondary products and miscellaneous receipts | | 336999-SM | | | | | | |
| Miscellaneous receipts | | 336999-M | 12/03 | 106.6 | 106.8 | 106.7 | 1.7 | -.1 |
| Secondary products | | 336999-S | 12/03 | 114.6 | 114.8 | 114.6 | 4.0 | -.2 |
| Furniture & related product mfg | 337 | | 12/84 | 164.5 | 165.6 | 165.8 | 2.2 | .1 |
| HH & institutional furniture & kitchen cabinet mfg | 3371 | | 12/84 | 159.2 | 160.6 | 160.6 | 2.1 | 0 |
| Wood kitchen cabinet & countertop mfg | 33711 | | 12/03 | 107.1 | 108.7 | 108.7 | 2.1 | 0 |
| Wood kitchen cabinet and countertop mfg | 337110 | | 06/84 | 180.8 | 183.6 | 183.5 | 2.1 | -.1 |
| Primary products | | 337110-P | 12/03 | 107.0 | 108.7 | 108.7 | 2.2 | 0 |
| Wood and plastics laminated wood kitchen cabinet tops | | 337110-B | 12/03 | 96.7 | 96.7 | 96.7 | 0 | 0 |
| Wood and plastics laminated wood bathroom vanity tops | | 337110-F | 12/03 | 115.0 | 120.4 | 120.4 | 4.7 | 0 |
| Wood custom kitchen cabinets, bathroom vanities, and related cabinet sold directly to customer | | 337110-H | 03/04 | 101.7 | 102.7 | 102.6 | 1.7 | -.1 |
| Wood stock line kitchen cabinets and related cabinetwork, permanent installation | | 337110-1 | 06/84 | 181.4 | 185.1 | 184.8 | 2.9 | -.2 |
| Other wood custom kitchen cabinets and cabinetwork, except sold directly to customers | | 337110-4 | 06/84 | 185.9 | 189.9 | 190.2 | 2.5 | .2 |
| Bathroom vanities and related cabinetwork, permanent install, except sold directly to customer | | 337110-7 | 06/84 | 184.2 | 186.3 | 186.0 | 1.6 | -.2 |
| Secondary products and miscellaneous receipts | | 337110-SM | | | | | | |
| Miscellaneous receipts | | 337110-M | 12/03 | 111.5 | 111.5 | 111.5 | .8 | 0 |
| Secondary products | | 337110-S | 12/03 | 106.1 | 107.4 | 107.4 | 1.2 | 0 |
| Household & institutional furniture mfg | 33712 | | 12/03 | 108.7 | 109.3 | 109.4 | 2.1 | .1 |
| Upholstered household furniture manufacturing | 337121 | | 06/82 | 160.4 | 161.9 | 161.8 | 1.4 | -.1 |
| Primary products | | 337121-P | 06/82 | 163.1 | 164.8 | 164.7 | 1.5 | -.1 |
| Upholstered wood household furniture, excl. stock line dual-purpose sleep furniture | | 337121-1 | 06/82 | 161.7 | 163.4 | 163.2 | 1.5 | -.1 |
| Uphols. wood household sofas, davenports, settees, and loveseats, except custom | | 337121-11 | 06/82 | 162.4 | 164.3 | 164.1 | 1.7 | -.1 |
| Uphols. wood household sectional sofa pieces, incl. pieces seating one person | | 337121-12 | 12/87 | 135.9 | 139.0 | 138.6 | 2.4 | -.3 |
| Upholstered wood household rockers, incl swivel rockers except custom | | 337121-13 | 06/82 | 127.7 | 130.4 | 130.0 | 3.0 | -.3 |
| Upholstered wood household reclining chairs, except custom | | 337121-14 | 06/82 | 146.3 | 148.1 | 148.0 | .4 | -.1 |
| Other upholstered wood household furniture, including custom sold at retail | | 337121-15 | 06/05 | 108.0 | 108.1 | 108.1 | 1.5 | 0 |

See footnotes at end of table.

Table 5. Producer price indexes for the net output of selected industries and their products, not seasonally adjusted
—Continued

| Industry and product ¹ | Industry code | Product code | Index base | Index | | | Percent change to May 2007 from: | |
|--|---------------|--------------|------------|------------------------|------------------------|-----------------------|----------------------------------|------------------|
| | | | | Jan. 2007 ² | Apr. 2007 ² | May 2007 ² | May 2006 | Apr. 2007 |
| Upholstered household furniture manufacturing—Continued | | | | | | | | |
| Dual-purpose sleep furniture incl. futon, conv. sofa, jackknife & chair beds, except custom | | 337121-4 | 06/89 | 162.4 | 162.2 | 163.0 | 1.1 | 0.5 |
| Secondary products and miscellaneous receipts | | 337121-SM | | | | | | |
| Miscellaneous receipts | | 337121-M | 06/05 | 100.5 | 100.5 | 100.5 | 0 | 0 |
| Secondary products | | 337121-S | 06/82 | 125.4 | (³) | (³) | (³) | (³) |
| Nonupholstered wood household furniture mfg | | | | | | | | |
| Primary products | 337122 | | 12/79 | 228.9 | 228.4 | 228.6 | 1.1 | .1 |
| Infants' and children's wood furniture, except custom | | 337122-P | 12/79 | 236.5 | 236.0 | 236.2 | 1.2 | .1 |
| Wood outdoor furniture, unpainted, and ready-to-assemble wood furniture, except custom | | 337122-A | 12/04 | 102.7 | 104.0 | 103.7 | 2.0 | -.3 |
| Wood household den, family room, library, and living room furniture, except custom | | 337122-E | 12/79 | 189.3 | 189.3 | 189.3 | 4.9 | 0 |
| Wood dining room and kitchen furniture, excl. cabinets, except custom | | 337122-1 | 12/79 | 232.7 | 230.9 | 231.2 | 0 | .1 |
| Wood bedroom furniture, except custom | | 337122-4 | 12/79 | 265.5 | 265.7 | 265.6 | .6 | 0 |
| Secondary products and miscellaneous receipts | | 337122-8 | 12/79 | 233.8 | 233.6 | 234.2 | .6 | .3 |
| Secondary products | | 337122-SM | | | | | | |
| Secondary products | | 337122-S | 12/79 | 199.1 | 197.3 | 197.7 | .5 | .2 |
| Metal household furniture manufacturing | | | | | | | | |
| Primary products | 337124 | | 06/84 | 149.0 | 149.4 | 149.4 | 3.6 | 0 |
| Metal dining room, and kitchen furniture, incl. padded and plain chairs and stools | | 337124-P | 06/84 | 147.0 | 147.5 | 147.5 | 3.1 | 0 |
| Metal outdoor and casual furniture, incl. beach, lawn, garden and porch | | 337124-1 | 06/84 | 156.8 | 156.8 | 156.8 | 2.1 | 0 |
| Other nonupholstered metal household furniture | | 337124-3 | 06/84 | 179.1 | 179.1 | 179.1 | 5.2 | 0 |
| Household metal army cots, folding cots, other metal beds, and metal bed frames | | 337124-8 | 06/84 | 118.7 | 119.8 | 119.8 | 1.8 | 0 |
| Other nonupholstered metal household furniture | | 337124-837 | 06/84 | 138.9 | 138.9 | 138.9 | .1 | 0 |
| Secondary products and miscellaneous receipts | | 337124-898 | 06/84 | 114.1 | 116.5 | 116.5 | 3.4 | 0 |
| Secondary products | | 337124-SM | | | | | | |
| Secondary products | | 337124-S | 06/84 | 170.9 | 171.1 | 171.1 | 4.7 | 0 |
| Household furniture, exc. wood or metal, mfg | | | | | | | | |
| Primary products | 337125 | | 12/85 | 124.6 | 124.3 | 127.1 | 2.9 | 2.3 |
| Nonupholstered household furniture (except wood and metal) | | 337125-P | 12/85 | 123.5 | 122.8 | 126.1 | 2.5 | 2.7 |
| Plastics cabinets, incl. audio and television, exc. housing cabinets | | 337125-0 | 12/85 | 123.5 | 122.8 | 126.1 | 2.5 | 2.7 |
| Nonupholstered reed, rattan, willow, wicker and other similar household furniture | | 337125-01 | 06/91 | 112.3 | (³) | 113.7 | 3.0 | (³) |
| Secondary products and miscellaneous receipts | | 337125-06 | 12/02 | 112.8 | 112.8 | 115.5 | 7.8 | 2.4 |
| Secondary products | | 337125-SM | | | | | | |
| Institutional furniture manufacturing | | | | | | | | |
| Primary products | 337127 | | 12/03 | 112.5 | 114.7 | 114.7 | 4.8 | 0 |
| Other institutional furniture | | 337127-P | 12/03 | 112.6 | 115.0 | 113.9 | 3.9 | -1.0 |
| School furniture, except stone and concrete, excl. library furniture | | 337127-A | 12/03 | 118.9 | 122.9 | 122.9 | 10.9 | 0 |
| School single-pupil units and nonfolding chairs, excl. library, except stone and concrete | | 337127-1 | 12/84 | 174.8 | 177.9 | 178.3 | 3.4 | .2 |
| Other school furniture (except stone, concrete & library) designed specifically for school use | | 337127-11 | 12/03 | 111.8 | 115.4 | 117.2 | 5.9 | 1.6 |
| Public building and related furniture, excl. bar, bowling, cafeteria, restaurant and school | | 337127-12 | 12/03 | 111.3 | 112.5 | 111.9 | 1.9 | -.5 |
| Bar, bowling center, cafeteria, and restaurant furniture | | 337127-4 | 12/84 | 163.8 | 165.9 | 162.4 | 1.0 | -2.1 |
| Secondary products and miscellaneous receipts | | 337127-8 | 12/03 | 109.9 | 112.4 | 111.4 | 3.8 | -.9 |
| Miscellaneous receipts | | 337127-SM | | | | | | |
| Secondary products | | 337127-M | 12/03 | 109.2 | 112.3 | 119.7 | 14.1 | 6.6 |
| Secondary products | | 337127-S | 12/03 | 114.4 | 114.4 | 114.4 | .4 | 0 |
| Office furniture (including fixtures) mfg | | | | | | | | |
| Office furniture (including fixtures) mfg | 3372 | | 12/03 | 116.1 | 116.7 | 116.9 | 2.9 | .2 |
| Office furniture (including fixtures) mfg | | | | | | | | |
| Office furniture (including fixtures) mfg | 33721 | | 12/03 | 116.1 | 116.7 | 116.9 | 2.9 | .2 |
| Wood office furniture manufacturing | | | | | | | | |
| Primary products | 337211 | | 06/85 | 168.7 | 170.6 | 171.8 | 4.1 | .7 |
| Wood office panel systems, desk systems, and other wood office furniture | | 337211-P | 06/85 | 170.2 | 172.0 | 173.4 | 4.2 | .8 |
| Wood office seating, including upholstered | | 337211-A | 06/98 | 113.8 | 113.7 | 117.4 | 5.2 | 3.3 |
| Wood office desks and extensions | | 337211-1 | 06/98 | 124.7 | 125.9 | 126.1 | 3.1 | .2 |
| Wood office files, storage units, and tables | | 337211-4 | 06/85 | 184.8 | 187.1 | 186.5 | 2.8 | -.3 |
| Secondary products and miscellaneous receipts | | 337211-7 | 06/98 | 120.1 | 122.9 | 122.3 | 5.3 | -.5 |
| Secondary products | | 337211-SM | | | | | | |
| Secondary products | | 337211-S | 06/85 | 141.8 | 144.2 | 144.2 | 3.6 | 0 |
| Custom architectural woodwork and millwork | | | | | | | | |
| Primary products | 337212 | | 12/03 | 114.5 | 116.8 | 116.4 | 5.8 | -.3 |
| Custom architectural woodwork, millwork, and fixtures | | 337212-P | 12/03 | 114.4 | 117.0 | 116.5 | 5.8 | -.4 |
| Secondary products and miscellaneous receipts | | 337212-0 | 12/03 | 114.4 | 117.0 | 116.5 | 5.8 | -.4 |
| Miscellaneous receipts | | 337212-SM | | | | | | |
| Secondary products | | 337212-M | 12/03 | 115.6 | 115.6 | 115.6 | (³) | 0 |
| Secondary products | | 337212-S | 12/03 | 115.2 | 115.2 | 115.2 | 13.7 | 0 |
| Office furniture, except wood, manufacturing | | | | | | | | |
| Primary products | 337214 | | 12/79 | 227.2 | 228.3 | 228.1 | 2.5 | -.1 |
| Primary products | | 337214-P | 12/79 | 228.9 | 229.8 | 229.7 | 2.4 | 0 |

See footnotes at end of table.

Table 5. Producer price indexes for the net output of selected industries and their products, not seasonally adjusted

—Continued

| Industry and product ¹ | Industry code | Product code | Index base | Index | | | Percent change to May 2007 from: | |
|---|---------------|--------------|------------|------------------------|------------------------|-----------------------|----------------------------------|------------------|
| | | | | Jan. 2007 ² | Apr. 2007 ² | May 2007 ² | May 2006 | Apr. 2007 |
| Nonwood office furniture panel systems, deskings systems, and other | | | | | | | | |
| nonwood office furniture | | 337214-A | 12/79 | 237.0 | 236.9 | 237.5 | 2.2 | 0.3 |
| Nonwood office seating, including upholstered seating | | 337214-1 | 12/79 | 228.5 | 231.2 | 214.7 | -3.0 | -7.1 |
| Nonwood office desks and extensions | | 337214-4 | 12/79 | 209.5 | 218.7 | 218.7 | 4.4 | 0 |
| Nonwood office files, storage units, and tables | | 337214-7 | 06/95 | 121.7 | 121.1 | 130.3 | 7.1 | 7.6 |
| Secondary products and miscellaneous receipts | | 337214-SM | | | | | | |
| Miscellaneous receipts | | 337214-M | 12/04 | 101.4 | 104.8 | 103.7 | 1.0 | -1.0 |
| Showcases, partitions, shelving, and lockers | 337215 | | 12/03 | 121.2 | 120.8 | 121.2 | 1.8 | .3 |
| Primary products | | 337215-P | 12/03 | 108.3 | 107.9 | 108.5 | 2.2 | .6 |
| Nonwood shelving and lockers | | 337215-A | 12/83 | 165.4 | 165.9 | 165.8 | 1.5 | -.1 |
| Nonwood commercial shelving | | 337215-A1 | 06/06 | 100.6 | 101.0 | 100.9 | (³) | -.1 |
| Nonwood bookstacks and other nonwood shelving | | 337215-A2 | 06/06 | 102.4 | 102.5 | 102.5 | (³) | 0 |
| Nonwood storage racks and accessories | | 337215-E | 12/83 | 145.6 | 144.7 | 145.1 | .6 | .3 |
| Nonwood bank, office, store, and related fixtures | | 337215-G | 12/83 | 154.7 | 151.3 | 155.4 | 4.0 | 2.7 |
| Hardwood and softwood furniture dimension fully machined or ready for assembly | | 337215-L | 12/06 | 101.2 | 100.0 | 99.3 | (³) | -.7 |
| Wood lockers, partitions, and shelving (except custom) | | 337215-1 | 12/83 | 156.5 | (³) | 156.6 | (³) | (³) |
| Wood bank, office, store, and related fixtures (except custom) | | 337215-5 | 12/83 | 180.0 | 182.3 | 181.8 | (³) | -.3 |
| Nonwood partitions, prefabricated, assembled and knock-down | | 337215-6 | 06/06 | 101.8 | 102.3 | 102.3 | (³) | 0 |
| Secondary products and miscellaneous receipts | | 337215-SM | | | | | | |
| Miscellaneous receipts | | 337215-M | 12/03 | 337.7 | 340.9 | 340.9 | (³) | 0 |
| Secondary products | | 337215-S | 12/03 | 109.4 | 105.8 | 105.5 | -2.7 | -.3 |
| Other furniture related product mfg | 3379 | | 12/03 | 114.9 | 114.9 | 115.5 | .2 | .5 |
| Mattress mfg | 33791 | | 12/03 | 120.4 | 120.1 | 120.4 | -.3 | .2 |
| Mattress manufacturing | 337910 | | 06/83 | 168.7 | 168.2 | 168.7 | -.3 | .3 |
| Primary products | | 337910-P | 06/83 | 169.0 | 168.6 | 169.1 | -.4 | .3 |
| Sleep system ensembles and mattresses, excl. conventional waterbeds | | 337910-A | 05/96 | 151.1 | 151.1 | 151.3 | 0 | .1 |
| Mattress and foundation sets | | 337910-E | 12/03 | 110.3 | 109.5 | 109.1 | -2.6 | -.4 |
| Innerspring mattresses, excl. crib-size | | 337910-1 | 01/04 | 125.5 | 125.4 | 125.6 | .2 | .2 |
| Other mattresses, incl. crib mattresses and mattress inserts | | 337910-4 | 06/83 | 182.5 | 179.8 | 185.2 | 3.2 | 3.0 |
| Foundations, excl. innerspring, hybrid-type flotation, ensembles, and adjustable units | | 337910-7 | 12/03 | 115.4 | 115.5 | 115.7 | .4 | .2 |
| Secondary products and miscellaneous receipts | | 337910-SM | | | | | | |
| Miscellaneous receipts | | 337910-M | 12/03 | 124.8 | 124.7 | 124.7 | 1.1 | 0 |
| Blind & shade mfg | 33792 | | 12/03 | 106.3 | 106.8 | 107.9 | 1.2 | 1.0 |
| Blind and shade manufacturing | 337920 | | 06/84 | 161.4 | 162.1 | 163.8 | 1.2 | 1.0 |
| Primary products | | 337920-P | 06/84 | 159.8 | 160.7 | 162.6 | 1.2 | 1.2 |
| Window shades and window shade accessories and rollers | | 337920-2 | 06/84 | 164.9 | 168.6 | 176.2 | 6.1 | 4.5 |
| Venetian blinds, including components and parts | | 337920-4 | 06/84 | 140.5 | 140.5 | 140.7 | -.4 | .1 |
| Other blinds and shades, incl. curtain and drapery fixtures, poles and rods | | 337920-8 | 06/84 | 152.2 | 152.2 | 152.2 | -.3 | 0 |
| Secondary products and miscellaneous receipts | | 337920-SM | | | | | | |
| Miscellaneous receipts | | 337920-M | 06/84 | 183.9 | 183.9 | 184.4 | 1.7 | .3 |
| Miscellaneous mfg | 339 | | 12/03 | 106.1 | 106.6 | 106.9 | 1.9 | .3 |
| Medical equipment & supplies mfg | 3391 | | 12/03 | 104.4 | 105.0 | 104.8 | .8 | -.2 |
| Medical equipment & supplies mfg | 33911 | | 12/03 | 104.4 | 105.0 | 104.8 | .8 | -.2 |
| Laboratory apparatus and furniture mfg | 339111 | | 12/91 | 156.4 | 159.1 | 158.8 | 4.7 | -.2 |
| Primary products | | 339111-P | 12/91 | 150.3 | 153.2 | 152.9 | 5.4 | -.2 |
| Laboratory apparatus and furniture | | 339111-8 | 12/91 | 150.3 | 153.2 | 152.9 | 5.4 | -.2 |
| Laboratory apparatus | | 339111-81 | 12/85 | 181.8 | 185.7 | 185.3 | 5.7 | -.2 |
| Laboratory furniture | | 339111-82 | 12/85 | 169.1 | 169.6 | 169.6 | 3.0 | 0 |
| Secondary products and miscellaneous receipts | | 339111-SM | | | | | | |
| Miscellaneous receipts | | 339111-M | 12/91 | 178.1 | 181.6 | 180.4 | 1.0 | -.7 |
| Surgical and medical instrument manufacturing | 339112 | | 06/82 | 134.6 | 134.5 | 134.2 | -.3 | -.2 |
| Primary products | | 339112-P | 06/82 | 135.4 | 135.3 | 135.0 | -.3 | -.2 |
| Surgical and medical instruments | | 339112-0 | 06/82 | 129.8 | 129.6 | 129.4 | -.2 | -.2 |
| Medical and surgical catheters | | 339112-05 | 06/82 | 128.6 | 124.2 | 126.9 | -2.2 | 2.2 |
| All other surgical and medical instruments and apparatus, incl. parts | | 339112-08 | 06/05 | 100.1 | 100.5 | 99.9 | .4 | -.6 |
| Secondary products and miscellaneous receipts | | 339112-SM | | | | | | |
| Miscellaneous receipts | | 339112-M | 01/83 | 157.7 | 157.7 | 157.7 | -1.1 | 0 |
| Secondary products | | 339112-S | 10/82 | 114.1 | 114.1 | 114.1 | .2 | 0 |
| Surgical appliance and supplies manufacturing | 339113 | | 06/83 | 185.2 | 186.3 | 186.0 | .9 | -.2 |
| Primary products | | 339113-P | 06/83 | 189.4 | 189.9 | 189.8 | .5 | -.1 |
| Medical and surgical appliances and supplies, incl. orthopedic, prosthetic, and therapeutic | | 339113-2 | 06/83 | 187.4 | 187.8 | 187.7 | .5 | -.1 |
| Artificial joints and limbs | | 339113-21 | 06/83 | 300.2 | 302.8 | 298.9 | .6 | -1.3 |

See footnotes at end of table.

Table 5. Producer price indexes for the net output of selected industries and their products, not seasonally adjusted
—Continued

| Industry and product ¹ | Industry code | Product code | Index base | Index | | | Percent change to May 2007 from: | |
|--|---------------|--------------|------------|------------------------|------------------------|-----------------------|----------------------------------|------------------|
| | | | | Jan. 2007 ² | Apr. 2007 ² | May 2007 ² | May 2006 | Apr. 2007 |
| Surgical appliance and supplies manufacturing—Continued | | | | | | | | |
| Other orthopedic and prosthetic appliances | | 339113-22 | 12/03 | 100.5 | 100.5 | 101.1 | 0.1 | 0.6 |
| Surgical dressings | | 339113-23 | 06/83 | 114.0 | 114.0 | 113.8 | .4 | -.2 |
| All other surgical and medical items | | 339113-27 | 12/03 | 104.5 | 104.5 | 104.9 | .7 | .4 |
| Personal industrial and nonindustrial safety equipment and clothing | | 339113-6 | 06/83 | 199.7 | 200.5 | 200.7 | .8 | .1 |
| Secondary products and miscellaneous receipts | | 339113-SM | | | | | | |
| Miscellaneous receipts | | 339113-M | 07/88 | 174.0 | 175.3 | 177.0 | 1.8 | 1.0 |
| Secondary products | | 339113-S | 06/83 | 152.0 | 159.7 | 155.7 | 4.4 | -2.5 |
| Dental equipment and supplies manufacturing | 339114 | | 06/85 | 232.7 | 237.1 | 235.0 | .6 | -.9 |
| Primary products | | 339114-P | 06/85 | 218.0 | 222.3 | 219.8 | -.5 | -1.1 |
| Dental professional equipment and supplies | | 339114-1 | 06/97 | 128.8 | 128.9 | 126.7 | -2.1 | -1.7 |
| Professional dental equipment | | 339114-11 | 06/85 | 197.3 | 200.9 | 200.9 | 3.0 | 0 |
| Professional dental supplies | | 339114-12 | 06/85 | 193.6 | 191.8 | 186.4 | -5.2 | -2.8 |
| Dental laboratory equipment and supplies | | 339114-3 | 06/85 | 205.4 | 217.7 | 217.7 | 2.8 | 0 |
| Secondary products and miscellaneous receipts | | 339114-SM | | | | | | |
| Miscellaneous receipts | | 339114-M | 06/85 | 187.6 | 191.0 | 191.0 | 6.9 | 0 |
| Secondary products | | 339114-S | 06/85 | (³) | (³) | (³) | (³) | (³) |
| Ophthalmic goods manufacturing | 339115 | | 12/83 | 131.8 | 132.1 | 132.1 | 1.7 | 0 |
| Primary products | | 339115-P | 12/83 | 130.0 | 130.4 | 130.4 | 1.1 | 0 |
| Other ophthalmic goods and prescription ground eyeglass lenses | | 339115-B | 12/83 | 125.2 | 127.7 | 127.6 | 2.1 | -.1 |
| Ophthalmic fronts and temples | | 339115-1 | 12/83 | 162.8 | 162.8 | 162.8 | .2 | 0 |
| Ophthalmic glass focal lenses | | 339115-2 | 12/83 | 126.0 | 126.0 | 126.0 | 0 | 0 |
| Ophthalmic plastic focal lenses | | 339115-6 | 12/83 | 110.2 | 108.5 | 108.7 | -1.1 | .2 |
| Contact lenses | | 339115-7 | 12/83 | 105.7 | 105.7 | 105.7 | 1.1 | 0 |
| Secondary products and miscellaneous receipts | | 339115-SM | | | | | | |
| Miscellaneous receipts | | 339115-M | 01/84 | 165.4 | 165.4 | 165.4 | 10.7 | 0 |
| Secondary products | | 339115-S | 12/83 | 113.1 | 113.1 | 113.1 | 1.0 | 0 |
| Other miscellaneous mfg | 3399 | | 12/85 | 145.0 | 145.6 | 146.6 | 3.2 | .7 |
| Jewelry & silverware mfg | 33991 | | 12/85 | 149.2 | 151.7 | 153.0 | 2.8 | .9 |
| Jewelry, except costume, manufacturing | 339911 | | 12/85 | 146.3 | 148.2 | 150.1 | 1.8 | 1.3 |
| Primary products | | 339911-P | 12/85 | 145.1 | 147.5 | 149.7 | 1.9 | 1.5 |
| Jewelry made of gold and platinum, excluding gold and platinum clad or plated to silver | | 339911-1 | 12/85 | 147.3 | 150.7 | 152.9 | .7 | 1.5 |
| Rings, complete | | 339911-111 | 12/85 | 141.9 | 143.3 | 143.4 | 1.2 | .1 |
| Complete wedding rings made of gold and platinum, excluding gold and platinum clad | | 339911-11112 | 12/85 | 126.7 | 128.7 | 128.7 | -.9 | 0 |
| Other complete rings made of gold and platinum, excluding gold and platinum clad | | 339911-11114 | 12/85 | 139.3 | 140.2 | 140.3 | 2.1 | .1 |
| Women's and children's jewelry made of gold and platinum, excluding rings, ring mountings | | 339911-14 | 12/85 | 147.0 | 152.1 | 158.4 | .6 | 4.1 |
| Other jewelry made of gold and platinum, excluding gold and platinum clad | | 339911-17 | 12/85 | 155.7 | (³) | (³) | (³) | (³) |
| Ring mountings made of gold and platinum (sold separately), excl. gold and platinum clad | | 339911-18 | 12/85 | 160.8 | 172.5 | 171.0 | -4.6 | -.9 |
| Jewelry made of silver (including jewelry made of gold and platinum clad or plated to silver) | | 339911-3 | 12/91 | 105.1 | 105.5 | 108.3 | 4.0 | 2.7 |
| Other jewelry, except costume | | 339911-5 | 12/91 | 123.1 | 123.1 | 123.1 | 6.9 | 0 |
| Secondary products and miscellaneous receipts | | 339911-SM | | | | | | |
| Secondary products | | 339911-S | 12/85 | 159.1 | 159.1 | 159.1 | .1 | 0 |
| Silverware and hollowware manufacturing | 339912 | | 06/85 | 183.6 | 188.1 | 188.4 | 15.6 | .2 |
| Primary products | | 339912-P | 06/85 | 195.0 | 201.9 | 202.2 | 22.5 | .1 |
| Precious metal and pewter hollowware, including baby goods, ecclesiastical ware & novelties | | 339912-2 | 06/85 | 204.0 | 207.0 | 207.0 | 13.0 | 0 |
| Precious metal and pewter flatware and cutlery, incl. all knives, forks, spoons & carving sets | | 339912-5 | 06/85 | 183.9 | 192.3 | (³) | (³) | (³) |
| Secondary products and miscellaneous receipts | | 339912-SM | | | | | | |
| Miscellaneous receipts | | 339912-M | 12/00 | 99.2 | (³) | (³) | (³) | (³) |
| Jewelers' material and lapidary work mfg | 339913 | | 06/85 | 146.3 | 152.8 | 151.3 | -1.6 | -1.0 |
| Primary products | | 339913-P | 06/85 | 142.4 | 147.9 | 146.5 | -1.9 | -.9 |
| Lapidary work, cutting, engraving, polishing precious & semiprecious stones, pearls, diamonds | | 339913-2 | 06/85 | (³) | (³) | (³) | (³) | (³) |
| Jewelers' findings and materials made of precious metal, excl. gold, platinum & silver plated | | 339913-3 | 12/91 | 145.0 | 153.8 | 152.1 | -3.1 | -1.1 |
| Other jewelers' findings and materials including those made of gold, platinum, & silver plated | | 339913-5 | 12/91 | 114.5 | 115.1 | 115.1 | 4.4 | 0 |
| Secondary products and miscellaneous receipts | | 339913-SM | | | | | | |
| Secondary products | | 339913-S | 06/85 | 217.4 | 237.5 | 234.4 | .6 | -1.3 |
| Costume jewelry and novelty manufacturing | 339914 | | 06/85 | 139.7 | 139.7 | 139.7 | 1.7 | 0 |
| Primary products | | 339914-P | 12/03 | 107.7 | 107.7 | 107.7 | 1.8 | 0 |
| Costume jewelry and novelties | | 339914-0 | 12/03 | 107.7 | 107.7 | 107.7 | 1.8 | 0 |

See footnotes at end of table.

Table 5. Producer price indexes for the net output of selected industries and their products, not seasonally adjusted
—Continued

| Industry and product ¹ | Industry code | Product code | Index base | Index | | | Percent change to May 2007 from: | |
|--|---------------|--------------|------------|------------------------|------------------------|-----------------------|----------------------------------|------------------|
| | | | | Jan. 2007 ² | Apr. 2007 ² | May 2007 ² | May 2006 | Apr. 2007 |
| Costume jewelry and novelty manufacturing—Continued | | | | | | | | |
| Secondary products and miscellaneous receipts | | 339914-SM | | | | | | |
| Sporting & athletic goods mfg | 33992 | | 12/03 | 106.6 | 106.1 | 106.7 | 3.1 | 0.6 |
| Sporting and athletic goods manufacturing | 339920 | | 12/85 | 130.5 | 129.8 | 130.6 | 3.1 | .6 |
| Primary products | | 339920-P | 12/85 | 132.5 | 131.7 | 131.4 | 2.5 | -.2 |
| Other sporting and athletic goods | | 339920-A | 12/85 | 123.4 | 123.1 | 123.1 | .8 | 0 |
| Fishing tackle and equipment | | 339920-1 | 12/85 | 167.8 | 170.4 | 169.7 | 6.9 | -.4 |
| Golf equipment, excluding apparel and shoes | | 339920-2 | 12/85 | 136.0 | 130.5 | 132.4 | 5.1 | 1.5 |
| Golf clubs | | 339920-242 | 12/85 | 121.1 | (³) | 114.7 | (³) | (³) |
| Other golf equipment, including golf bags, handcars, golf club shafts and tees | | 339920-299 | 12/85 | 224.8 | 224.8 | 224.8 | 8.7 | 0 |
| Playground equipment | | 339920-5 | 06/92 | 144.6 | 152.6 | 151.8 | 6.8 | -.5 |
| Gymnasium and exercise equipment | | 339920-7 | 06/92 | 109.8 | 109.9 | 107.2 | -1.2 | -2.5 |
| Secondary products and miscellaneous receipts | | 339920-SM | | | | | | |
| Miscellaneous receipts | | 339920-M | 12/85 | 113.0 | 113.1 | 122.1 | 8.1 | 8.0 |
| Secondary products | | 339920-S | 12/85 | 129.4 | 131.4 | 131.3 | 3.9 | -.1 |
| Doll, toy & game mfg | 33993 | | 12/03 | 104.2 | 104.9 | 104.9 | 2.1 | 0 |
| Doll and stuffed toy manufacturing | 339931 | | 12/85 | 128.8 | 134.1 | 134.1 | 4.0 | 0 |
| Primary products | | 339931-P | 12/85 | 130.5 | 137.2 | 137.2 | 5.0 | 0 |
| Dolls and stuffed toys | | 339931-0 | 12/85 | 130.5 | 137.2 | 137.2 | 5.0 | 0 |
| Secondary products and miscellaneous receipts | | 339931-SM | | | | | | |
| Game, toy, and children's vehicle mfg | 339932 | | 06/85 | 125.5 | 126.0 | 126.0 | 2.1 | 0 |
| Primary products | | 339932-P | 06/85 | 124.6 | 125.2 | 125.2 | 1.9 | 0 |
| Models (operating & static), craft kits/supply, natural science kits, & collectors' miniatures | | 339932-A | 06/85 | 149.8 | 149.8 | 149.8 | .3 | 0 |
| Models, operating and static, including components and accessories | | 339932-A1 | 06/99 | 124.8 | 124.8 | 124.8 | .5 | 0 |
| Nonelectronic games and puzzles | | 339932-1 | 06/99 | 103.8 | 103.8 | 103.8 | 2.3 | 0 |
| Baby carriages and children's vehicles, excluding bicycles with pneumatic tires | | 339932-2 | 06/85 | 104.2 | 104.2 | (³) | (³) | (³) |
| Other nonelectronic toys, including parts | | 339932-8 | 06/85 | 117.4 | 118.9 | 118.9 | 3.7 | 0 |
| Housekeeping and cooking toys, including tea sets and play tools | | 339932-83 | 06/85 | (³) | (³) | (³) | (³) | (³) |
| Other nonelectronic toys incl. doll carriages & furniture, infant toys, and parts | | 339932-85 | 06/99 | 103.5 | 105.5 | 105.5 | 5.0 | 0 |
| Pre-school toys, n.e.c., excluding infant toys | | 339932-89 | 06/85 | 125.4 | 125.4 | (³) | (³) | (³) |
| Secondary products and miscellaneous receipts | | 339932-SM | | | | | | |
| Miscellaneous receipts | | 339932-M | 11/85 | 125.4 | 125.4 | 125.4 | 2.1 | 0 |
| Secondary products | | 339932-S | 06/85 | 132.0 | 132.0 | 132.0 | 3.4 | 0 |
| Office supplies (exc paper) mfg | 33994 | | 12/85 | 138.5 | 139.0 | 140.0 | 3.1 | .7 |
| Pen and mechanical pencil manufacturing | 339941 | | 12/85 | 171.9 | 172.3 | 172.0 | 4.0 | -.2 |
| Primary products | | 339941-P | 12/85 | 174.7 | 175.2 | 174.9 | 4.7 | -.2 |
| Ballpoint and roller pens | | 339941-1 | 12/85 | 165.1 | 165.3 | 165.2 | 3.1 | -.1 |
| Markers | | 339941-3 | 06/93 | 131.4 | 131.8 | 131.4 | 3.0 | -.3 |
| Other pens, mechanical pencils, and parts for pens, markers, and mechanical pencils | | 339941-5 | 06/93 | 155.1 | 156.1 | 156.1 | 12.3 | 0 |
| Secondary products and miscellaneous receipts | | 339941-SM | | | | | | |
| Miscellaneous receipts | | 339941-M | 12/85 | 164.7 | 164.9 | 164.1 | .9 | -.5 |
| Lead pencil and art good manufacturing | 339942 | | 12/03 | 102.0 | 102.7 | 105.0 | 3.8 | 2.2 |
| Primary products | | 339942-P | 12/03 | 100.1 | 100.2 | 102.5 | 3.1 | 2.3 |
| Artists' equipment and materials | | 339942-3 | 12/03 | 106.4 | 106.5 | 108.7 | 4.5 | 2.1 |
| Secondary products and miscellaneous receipts | | 339942-SM | | | | | | |
| Miscellaneous receipts | | 339942-M | 12/03 | 100.7 | 105.2 | 110.1 | 9.3 | 4.7 |
| Secondary Products | | 339942-S | 12/03 | 108.3 | 108.3 | 108.3 | 2.0 | 0 |
| Marking device manufacturing | 339943 | | 12/85 | 143.1 | 143.6 | 143.9 | 1.6 | .2 |
| Primary products | | 339943-P | 12/85 | 144.1 | 144.7 | 145.0 | 1.8 | .2 |
| Marking devices | | 339943-0 | 12/85 | 144.1 | 144.7 | 145.0 | 1.8 | .2 |
| Plastics and rubber dies, hand stamps, typeholders, and permanently inked stamps | | 339943-01 | 12/85 | 148.0 | 149.5 | 150.5 | 2.8 | .7 |
| Mechanical hand stamps, self-inkers, incl daters, time stamps & metal & rubber wheel-band good | | 339943-02 | 12/85 | 164.7 | 164.7 | 164.7 | 2.7 | 0 |
| Other hand stamps and other marking devices | | 339943-03 | 12/05 | 101.7 | 101.7 | 101.7 | .6 | 0 |
| Secondary products and miscellaneous receipts | | 339943-SM | | | | | | |
| Miscellaneous receipts | | 339943-M | 12/85 | 133.9 | 133.9 | 133.9 | 1.0 | 0 |
| Secondary products | | 339943-S | 12/85 | 138.0 | (³) | (³) | (³) | (³) |
| Carbon paper and inked ribbon manufacturing | 339944 | | 12/85 | 108.9 | 108.8 | 107.8 | -1.2 | -.9 |
| Carbon paper and inked ribbon | | 339944-P | 12/85 | 109.3 | 108.8 | 107.7 | -1.7 | -1.0 |
| Inked ribbons | | 339944-1 | 12/85 | 91.4 | 91.0 | 89.8 | -2.1 | -1.3 |
| Carbon paper and stencil paper | | 339944-3 | 12/85 | 132.8 | 132.8 | (³) | (³) | (³) |

See footnotes at end of table.

Table 5. Producer price indexes for the net output of selected industries and their products, not seasonally adjusted
—Continued

| Industry and product ¹ | Industry code | Product code | Index base | Index | | | Percent change to May 2007 from: | |
|--|---------------|--------------|------------|------------------------|------------------------|-----------------------|----------------------------------|------------------|
| | | | | Jan. 2007 ² | Apr. 2007 ² | May 2007 ² | May 2006 | Apr. 2007 |
| Carbon paper and inked ribbon manufacturing—Continued | | | | | | | | |
| Secondary products and miscellaneous receipts | | 339944-SM | | | | | | |
| Miscellaneous receipts | | 339944-M | 12/02 | 98.4 | 100.5 | (³) | (³) | (³) |
| Sign mfg | 33995 | | 12/03 | 108.1 | 109.4 | 109.5 | 3.2 | .1 |
| Sign manufacturing | 339950 | | 12/85 | 157.1 | 159.0 | 159.2 | 3.2 | .1 |
| Primary products | | 339950-P | 12/85 | 153.9 | 155.8 | 156.0 | 3.3 | .1 |
| Electric signs | | 339950-1 | 12/85 | 157.1 | 157.0 | 157.9 | 4.6 | .6 |
| Luminous tubing electric signs, including argon, hydrogen, and neon electric signs | | 339950-101 | 12/85 | 125.0 | 125.0 | 126.3 | 1.4 | 1.0 |
| Fluorescent lamp electric signs | | 339950-102 | 12/85 | 196.1 | 195.6 | 197.2 | 14.8 | .8 |
| Incandescent bulb electric signs | | 339950-105 | 06/99 | 108.1 | 108.1 | 108.1 | 0 | 0 |
| Nonelectric signs and displays, including counter, floor, and point-of-purchase displays | | 339950-2 | 12/85 | 161.7 | 166.3 | 166.1 | 4.0 | -.1 |
| Nonelectric metal signs and displays, including screen-printed types | | 339950-211 | 06/99 | 122.0 | 124.2 | 123.8 | 5.2 | -.3 |
| Nonelectric signs and displays other than wood and metal, including screen printed types | | 339950-213 | 06/99 | 113.8 | 118.5 | 118.5 | 4.1 | 0 |
| Nonelectric wood signs and displays, including screen printed types | | 339950-215 | 06/99 | 128.5 | 128.5 | 128.5 | 1.3 | 0 |
| Advertising specialties | | 339950-5 | 12/85 | 132.2 | (³) | (³) | (³) | (³) |
| Secondary products and miscellaneous receipts | | 339950-SM | | | | | | |
| Miscellaneous receipts | | 339950-M | 12/85 | 183.3 | 183.3 | 183.3 | 1.4 | 0 |
| Secondary products | | 339950-S | 12/85 | 171.2 | (³) | 179.8 | 5.0 | (³) |
| All other misc mfg | 33999 | | 12/03 | 109.2 | 109.2 | 110.3 | 3.6 | 1.0 |
| Gasket, packing, and sealing device mfg | 339991 | | 12/85 | 155.2 | 155.8 | 155.6 | 3.9 | -.1 |
| Primary products | | 339991-P | 12/85 | 161.3 | 162.3 | 162.1 | 4.6 | -.1 |
| Molded packings and seals | | 339991-A | 12/85 | 144.9 | 147.2 | 146.6 | 3.0 | -.4 |
| Molded O-rings, including spliced O-rings | | 339991-A1 | 12/85 | 124.7 | 130.8 | 128.8 | 3.3 | -1.5 |
| Other molded packing and seals (including leather and plastic seals) | | 339991-A2 | 12/85 | 158.6 | 159.0 | 159.1 | 2.8 | .1 |
| Compression packings | | 339991-1 | 12/85 | 185.4 | 187.6 | 186.1 | 1.2 | -.8 |
| Nonmetallic gaskets and gasketing | | 339991-3 | 12/85 | 167.2 | 167.2 | 167.4 | 2.3 | .1 |
| Elastomeric gaskets and gasketing | | 339991-31 | 12/85 | 140.8 | 140.8 | 141.4 | .2 | .4 |
| Other nonmetallic gaskets & gasketing, incl graphite, paper, felt, plant fiber, and cork types | | 339991-39 | 12/85 | 145.4 | 145.4 | 145.4 | 3.0 | 0 |
| Metallic gaskets and machined seals | | 339991-7 | 12/85 | 230.1 | 230.1 | 230.1 | 8.9 | 0 |
| Axial mechanical face seals, including parts | | 339991-8 | 12/85 | 167.3 | 172.5 | 172.5 | 7.2 | 0 |
| Rotary oil seals | | 339991-9 | 12/90 | 119.1 | 119.1 | 119.1 | 6.3 | 0 |
| Secondary products and miscellaneous receipts | | 339991-SM | | | | | | |
| Secondary products | | 339991-S | 12/85 | (³) | (³) | (³) | (³) | (³) |
| Musical instrument manufacturing | 339992 | | 06/85 | 193.7 | 194.3 | 194.6 | 2.2 | .2 |
| Primary products | | 339992-P | 06/85 | 193.5 | 194.1 | 194.5 | 2.4 | .2 |
| Nonelectronic pianos | | 339992-1 | 06/85 | 221.4 | 221.4 | 221.4 | 3.4 | 0 |
| Nonelectronic piano and organ parts, excluding benches | | 339992-5 | 06/85 | 197.8 | 197.8 | 201.7 | 4.1 | 2.0 |
| Other musical instruments and parts | | 339992-7 | 06/85 | 193.2 | 194.0 | 193.9 | 2.2 | -.1 |
| Other musical instrument parts & accessories, sold separately, excl benches & instrument cases | | 339992-73 | 06/85 | 148.7 | 151.1 | 150.9 | 3.4 | -.1 |
| All other instruments, electric & nonelectric, incl. string, wind, brass, percussion & other | | 339992-74 | 06/99 | 116.2 | 116.1 | 116.1 | 1.8 | 0 |
| Secondary products and miscellaneous receipts | | 339992-SM | | | | | | |
| Miscellaneous receipts | | 339992-M | 06/85 | 219.2 | 219.2 | (³) | (³) | (³) |
| Secondary products | | 339992-S | 06/85 | 166.5 | 166.5 | 166.5 | .2 | 0 |
| Fastener, button, needle, and pin mfg | 339993 | | 12/85 | 144.4 | 144.5 | 145.7 | 4.5 | .8 |
| Primary products | | 339993-P | 12/85 | 145.9 | 145.9 | 146.7 | 4.1 | .5 |
| Buttons and parts, except for precious or semiprecious metals and stones | | 339993-1 | 12/85 | 140.0 | 140.4 | 140.4 | 2.4 | 0 |
| Zippers and slide fasteners | | 339993-3 | 12/85 | 173.2 | 173.2 | (³) | (³) | (³) |
| Buckles, fasteners, needles and pins | | 339993-5 | 12/85 | 128.2 | 127.9 | 129.7 | 3.8 | 1.4 |
| Secondary products and miscellaneous receipts | | 339993-SM | | | | | | |
| Miscellaneous receipts | | 339993-M | 12/90 | 110.1 | 113.2 | 113.2 | 11.9 | 0 |
| Secondary products | | 339993-S | 12/85 | 137.9 | 137.9 | 148.2 | 8.6 | 7.5 |
| Broom, brush, and mop manufacturing | 339994 | | 12/85 | 155.9 | 155.8 | 156.0 | .1 | .1 |
| Primary products | | 339994-P | 12/85 | 160.0 | 159.8 | 160.0 | 0 | .1 |
| Brooms, mops, and dusters | | 339994-1 | 12/85 | 171.2 | 173.4 | 173.4 | 3.2 | 0 |
| Paint & varnish brushes, paint holders, pads, roller frames, & rollers, inc replacement roller | | 339994-3 | 12/85 | 150.6 | 147.6 | 148.4 | -1.1 | .5 |
| Other brushes | | 339994-5 | 12/85 | 160.5 | 160.5 | 160.5 | -1.5 | 0 |
| Secondary products and miscellaneous receipts | | 339994-SM | | | | | | |
| Miscellaneous receipts | | 339994-M | 12/92 | 122.5 | 123.4 | 123.3 | 1.4 | -.1 |
| Secondary products | | 339994-S | 12/85 | 148.8 | (³) | 150.0 | 1.3 | (³) |
| Burial casket manufacturing | 339995 | | 12/84 | 226.5 | 226.3 | 226.6 | 4.6 | .1 |
| Primary products | | 339995-P | 12/84 | 225.9 | 225.7 | 226.0 | 4.6 | .1 |

See footnotes at end of table.

Table 5. Producer price indexes for the net output of selected industries and their products, not seasonally adjusted
—Continued

| Industry and product ¹ | Industry code | Product code | Index base | Index | | | Percent change to May 2007 from: | |
|---|---------------|--------------|------------|------------------------|------------------------|-----------------------|----------------------------------|------------------|
| | | | | Jan. 2007 ² | Apr. 2007 ² | May 2007 ² | May 2006 | Apr. 2007 |
| Metal burial caskets and coffins, completely lined and trimmed, adult sizes only | | 339995-1 | 12/84 | 232.2 | 232.2 | 232.2 | 5.5 | 0.0 |
| Steel burial caskets & coffins, completely lined & trimmed, adult sizes, exclu. stainless steel | | 339995-113 | 12/84 | 234.6 | 234.6 | 234.6 | 5.4 | 0 |
| Other metal burial caskets and coffins, lined and trimmed, adult sizes, inclu stainless steel | | 339995-115 | 12/84 | 230.0 | 230.0 | 230.0 | 5.7 | 0 |
| Wood burial caskets and coffins, completely lined and trimmed, adult sizes only | | 339995-2 | 12/84 | 252.0 | 252.3 | 252.3 | 5.9 | 0 |
| Other burial caskets and coffins, including burial boxes and vaults (except concrete and stone | | 339995-5 | 12/84 | 150.3 | 146.1 | 150.3 | -6.6 | 2.9 |
| Secondary products and miscellaneous receipts | | 339995-SM | | | | | | |
| Miscellaneous receipts | | 339995-M | 02/93 | 182.2 | 182.6 | 182.6 | 6.0 | 0 |
| All other miscellaneous manufacturing | 339999 | | 12/85 | 141.5 | 141.4 | 143.9 | 3.8 | 1.8 |
| Primary products | | 339999-P | 12/85 | 144.5 | 145.4 | 147.3 | 3.7 | 1.3 |
| Mirror and picture frames and framed pictures | | 339999-E | 06/84 | 183.6 | 183.6 | 182.5 | 1.1 | -6 |
| All other miscellaneous fabricated products | | 339999-K | 12/85 | 145.4 | 147.7 | 149.9 | 4.2 | 1.5 |
| Hand-portable & fixed-system (exc sprinkler system) fire extinguishing equip., parts & attach | | 339999-1 | 12/85 | 206.1 | (³) | 212.2 | 5.9 | (³) |
| Candles, including tapers | | 339999-5 | 12/85 | 153.3 | 149.1 | 153.3 | 3.8 | 2.8 |
| Artificial trees, flowers, fruits, and wreaths, including feathers and plumes | | 339999-9 | 12/85 | 148.9 | 148.9 | 148.9 | -2.2 | 0 |
| Secondary products and miscellaneous receipts | | 339999-SM | | | | | | |
| Secondary products | | 339999-S | 12/85 | 143.9 | 137.5 | 143.9 | 4.3 | 4.7 |
| Services industries | | | | | | | | |
| Merchant wholesalers, durable goods | 423 | | 06/04 | 110.8 | 112.4 | 112.8 | 6.8 | .4 |
| Merchant wholesalers, durable goods | 423000 | | 06/04 | 110.8 | 112.4 | 112.8 | 6.8 | .4 |
| Primary services | | 423000-P | 06/04 | 110.8 | 112.4 | 112.8 | 6.8 | .4 |
| Wholesale distribution of durable goods | | 423000-1 | 06/04 | 110.8 | 112.4 | 112.8 | 6.8 | .4 |
| Other receipts | | 423000-SM | 06/04 | 108.4 | 111.4 | 110.3 | 5.2 | -1.0 |
| Merchant wholesalers, nondurable goods | 424 | | 06/05 | 110.2 | 111.1 | 112.1 | 5.7 | .9 |
| Merchant wholesalers, nondurable goods | 424000 | | 12/04 | 114.1 | 115.0 | 116.0 | 5.6 | .9 |
| Primary services | | 424000-P | 12/04 | 114.2 | 115.1 | 116.1 | 5.6 | .9 |
| Wholesale distribution of nondurable goods | | 424000-1 | 12/04 | 114.2 | 115.1 | 116.1 | 5.6 | .9 |
| Other receipts | | 424000-SM | 12/04 | 99.6 | 99.6 | 99.7 | -8 | .1 |
| Wholesale trade agents and brokers | 425 | | 06/05 | 103.4 | 103.2 | 102.9 | .7 | -3 |
| Wholesale trade agents and brokers | 4251 | | 06/05 | 103.4 | 103.2 | 102.9 | .7 | -3 |
| Wholesale trade agents and brokers | 42512 | | 06/05 | 103.4 | 103.2 | 102.9 | .7 | -3 |
| Wholesale trade agents and brokers | 425120 | | 06/04 | 103.9 | 103.8 | 103.5 | .8 | -3 |
| Primary services | | 425120-P | 06/04 | 103.5 | 103.3 | 103.0 | .8 | -3 |
| Wholesale trade brokerage fees and commissions | | 425120-1 | 06/04 | 103.5 | 103.3 | 103.0 | .8 | -3 |
| Other receipts | | 425120-SM | 06/04 | (³) | (³) | (³) | (³) | (³) |
| Material recyclers | 429930 | | 12/86 | 283.4 | 332.5 | 326.6 | 13.8 | -1.8 |
| Primary products | | 429930-P | 12/86 | 285.3 | 336.3 | 327.9 | 13.2 | -2.5 |
| Ferrous metal scrap | | 429930-1 | 12/86 | 320.8 | 408.4 | 365.0 | 9.8 | -10.6 |
| Carbon steel scrap | | 429930-11 | 12/86 | 317.3 | 402.4 | 356.7 | 6.0 | -11.4 |
| Heavy melting scrap | | 429930-111 | 12/86 | 311.4 | 372.5 | 336.9 | 4.4 | -9.6 |
| Carbon steel scrap bundles | | 429930-112 | 12/86 | 292.5 | 400.7 | 329.2 | -8.4 | -17.8 |
| Shredded carbon steel scrap | | 429930-113 | 12/86 | 220.4 | 273.5 | 242.1 | 6.0 | -11.5 |
| Cut plate and structural scrap | | 429930-114 | 12/86 | 297.1 | 371.5 | 320.5 | -4.0 | -13.7 |
| Other carbon steel scrap | | 429930-115 | 12/86 | 427.0 | 561.0 | 512.3 | 20.7 | -8.7 |
| Stainless and alloy steel scrap | | 429930-12 | 12/86 | 589.2 | 785.6 | 780.2 | 110.3 | -7 |
| Cast iron scrap | | 429930-13 | 12/86 | 186.1 | 211.2 | 194.8 | 3.4 | -7.8 |
| Other ferrous scrap | | 429930-14 | 06/06 | 92.9 | 121.7 | 108.3 | (³) | -11.0 |
| Nonferrous metal scrap | | 429930-2 | 12/86 | 355.9 | 396.1 | 410.9 | 6.8 | 3.7 |
| Copper base scrap | | 429930-21 | 12/86 | 454.9 | 526.4 | 578.4 | 15.4 | 9.9 |
| No 1 copper wire, heavy | | 429930-211 | 12/86 | 378.2 | 449.9 | 491.0 | 24.6 | 9.1 |
| No 2 copper wire, mixed | | 429930-212 | 12/86 | 510.4 | 644.3 | 682.1 | 5.8 | 5.9 |
| Yellow brass scrap | | 429930-213 | 12/86 | 539.7 | 587.6 | 647.5 | 17.1 | 10.2 |
| Other copper and brass scrap, including red brass | | 429930-214 | 12/86 | 413.1 | 482.8 | 538.1 | -1.5 | 11.5 |
| Aluminum base scrap | | 429930-22 | 12/86 | 233.6 | 243.0 | 241.5 | -6.0 | -6 |
| Solids and clippings, new aluminum base scrap | | 429930-221 | 12/86 | 209.6 | 216.6 | 213.4 | -8.2 | -1.5 |
| Borings, turnings, and other new aluminum base scrap | | 429930-222 | 06/96 | 148.1 | 154.7 | 153.8 | (³) | -6 |
| Used beverage can scrap | | 429930-223 | 12/86 | 260.3 | 270.9 | 274.2 | -5 | 1.2 |
| Other old aluminum base scrap | | 429930-224 | 12/86 | 206.5 | 215.9 | 213.6 | -4.3 | -1.1 |
| Other nonferrous scrap (including lead, zinc and precious metals) | | 429930-23 | 12/86 | 1146.2 | 1309.0 | 1356.3 | 19.6 | 3.6 |
| Wastepaper | | 429930-3 | 12/86 | 148.8 | 178.0 | 183.1 | 46.6 | 2.9 |
| News wastepaper | | 429930-31 | 12/86 | 126.3 | 155.7 | 141.7 | 33.4 | -9.0 |

See footnotes at end of table.

Table 5. Producer price indexes for the net output of selected industries and their products, not seasonally adjusted
—Continued

| Industry and product ¹ | Industry code | Product code | Index base | Index | | | Percent change to May 2007 from: | |
|---|---------------|--------------|------------|------------------------|------------------------|-----------------------|----------------------------------|------------------|
| | | | | Jan. 2007 ² | Apr. 2007 ² | May 2007 ² | May 2006 | Apr. 2007 |
| Material recyclers—Continued | | | | | | | | |
| Mixed wastepaper | | 429930-32 | 12/86 | 627.4 | 679.3 | 680.5 | 34.1 | 0.2 |
| Corrugated wastepaper | | 429930-33 | 12/86 | 122.5 | 160.3 | 143.9 | 34.6 | -10.2 |
| High grades wastepaper (pulp substitutes and deinking) | | 429930-34 | 12/86 | 156.5 | 173.4 | 169.2 | 35.0 | -2.4 |
| Wastepaper exports (all grades) | | 429930-35 | 12/86 | 192.9 | (³) | 281.7 | 72.1 | (³) |
| Recyclable materials, excluding metals and paper | | 429930-4 | 12/86 | 148.6 | 146.9 | 151.3 | 3.2 | 3.0 |
| Recyclable textiles, including rags, textile scrap, and wiping cloths | | 429930-41 | 06/06 | 103.2 | 103.0 | 90.9 | (³) | -11.7 |
| Recyclable plastics | | 429930-42 | 06/96 | 174.8 | 172.0 | 176.1 | -1.1 | 2.4 |
| Recyclable glass | | 429930-43 | 06/96 | 144.8 | 138.5 | 139.3 | (³) | .6 |
| Other recyclable materials | | 429930-44 | 06/06 | 115.9 | 117.4 | 135.1 | (³) | 15.1 |
| Other receipts | | 429930-SM | | | | | | |
| Miscellaneous receipts | | 429930-M | 12/86 | 157.0 | 158.1 | 196.0 | (³) | 24.0 |
| Motor vehicle and parts dealers | 441 | | 12/03 | 113.4 | 115.1 | 115.1 | .7 | 0 |
| Automobile dealers | 4411 | | 12/03 | 112.4 | 112.9 | 113.1 | 1.3 | .2 |
| New car dealers | 44111 | | 12/99 | 124.1 | 124.6 | 124.9 | 1.2 | .2 |
| New car dealers | 441110 | | 12/99 | 124.1 | 124.6 | 124.9 | 1.2 | .2 |
| Primary services | | 441110-P | 12/99 | 124.6 | 125.0 | 125.3 | 1.1 | .2 |
| Vehicle sales | | 441110-1 | 12/99 | 100.3 | 100.3 | 100.7 | -1.6 | .4 |
| New vehicle sales | | 441110-101 | 12/99 | 92.0 | 91.3 | 91.5 | -4.4 | .2 |
| Service labor and parts | | 441110-2 | 12/99 | 140.7 | 141.5 | 141.7 | 2.5 | .1 |
| Other receipts | | 441110-SM | 12/99 | 128.1 | 129.2 | 129.6 | 5.1 | .3 |
| Recreational vehicle dealers | 44121 | | 06/01 | 142.1 | 142.9 | 129.2 | -2.5 | -9.6 |
| Recreational vehicle dealers | 441210 | | 06/01 | 142.1 | 142.9 | 129.2 | -2.5 | -9.6 |
| Primary services | | 441210-P | 06/01 | 142.2 | 143.0 | 129.3 | -2.5 | -9.6 |
| Recreational vehicle dealer services | | 441210-1 | 06/01 | 142.2 | 143.0 | 129.3 | -2.5 | -9.6 |
| Boat dealers | 441222 | | 06/01 | 125.5 | 125.9 | 132.1 | 5.8 | 4.9 |
| Primary services | | 441222-P | 06/01 | 125.9 | 126.4 | 132.6 | 5.8 | 4.9 |
| Boat dealer services | | 441222-1 | 06/01 | 125.9 | 126.4 | 132.6 | 5.8 | 4.9 |
| Other receipts | | 441222-SM | 06/01 | 100.0 | 100.0 | 100.0 | 0 | 0 |
| Automotive parts, accessories and tire stores | 4413 | | 12/01 | 120.4 | 129.1 | 127.9 | -7 | -9 |
| Automotive parts and accessories stores | 44131 | | 12/03 | 120.8 | 125.9 | 125.9 | -2 | 0 |
| Automotive parts and accessories stores | 441310 | | 12/03 | 120.8 | 125.9 | 125.9 | -2 | 0 |
| Primary services | | 441310-P | 12/03 | 120.8 | 125.9 | 125.9 | -2 | 0 |
| Automotive parts and accessories store services | | 441310-1 | 12/03 | 120.8 | 125.9 | 125.9 | -2 | 0 |
| Tire dealers | 44132 | | 12/03 | 105.2 | 119.5 | 116.2 | -2.7 | -2.8 |
| Tire dealers | 441320 | | 12/03 | 105.2 | 119.5 | 116.2 | -2.7 | -2.8 |
| Primary services | | 441320-P | 12/03 | 105.2 | 119.5 | 116.2 | -2.7 | -2.8 |
| Tire dealer services | | 441320-1 | 12/03 | 105.2 | 119.5 | 116.2 | -2.7 | -2.8 |
| Furniture and home furnishings stores | 442 | | 12/03 | 115.4 | 115.7 | 115.9 | -2 | .2 |
| Furniture stores | 4421 | | 12/03 | 108.2 | 108.3 | 108.5 | -2.4 | .2 |
| Furniture stores | 44211 | | 12/03 | 108.2 | 108.3 | 108.5 | -2.4 | .2 |
| Furniture stores | 442110 | | 06/03 | 109.6 | 109.7 | 110.0 | -2.4 | .3 |
| Primary services | | 442110-P | 06/03 | 109.6 | 109.7 | 110.0 | -2.4 | .3 |
| Furniture store services | | 442110-1 | 06/03 | 109.6 | 109.7 | 110.0 | -2.4 | .3 |
| Other receipts | | 442110-SM | 12/03 | (³) | (³) | (³) | (³) | (³) |
| Floor covering stores | 44221 | | 12/03 | 125.5 | 126.1 | 126.2 | 2.7 | .1 |
| Floor covering stores | 442210 | | 06/03 | 127.3 | 128.0 | 128.0 | 2.6 | 0 |
| Primary services | | 442210-P | 06/03 | 127.3 | 128.0 | 128.0 | 2.6 | 0 |
| Floor covering store services | | 442210-1 | 06/03 | 127.3 | 128.0 | 128.0 | 2.6 | 0 |
| Electronics and appliance stores | 443 | | 12/03 | 102.0 | 100.2 | 99.3 | -4.4 | -9 |
| Appliance, TV and other electronics stores | 44311 | | 12/03 | 96.1 | 96.5 | 96.4 | -15.4 | -1 |
| Household appliance stores | 443111 | | 06/03 | 103.7 | 103.4 | 106.4 | 3.6 | 2.9 |
| Primary services | | 443111-P | 06/03 | 103.7 | 103.4 | 106.4 | 3.6 | 2.9 |
| Household appliance store services | | 443111-1 | 06/03 | 103.7 | 103.4 | 106.4 | 3.6 | 2.9 |
| Radio, TV, and other electronics stores | 443112 | | 06/03 | 85.7 | 85.3 | 85.3 | -24.6 | 0 |

See footnotes at end of table.

Table 5. Producer price indexes for the net output of selected industries and their products, not seasonally adjusted
—Continued

| Industry and product ¹ | Industry code | Product code | Index base | Index | | | Percent change to May 2007 from: | |
|---|---------------|--------------|------------|------------------------|------------------------|-----------------------|----------------------------------|-----------|
| | | | | Jan. 2007 ² | Apr. 2007 ² | May 2007 ² | May 2006 | Apr. 2007 |
| Radio, TV, and other electronics stores—Continued | | | | | | | | |
| Primary services | | 443112-P | 06/03 | 85.7 | 85.3 | 85.3 | -24.6 | 0.0 |
| Radio, television, and other electronics store services | | 443112-1 | 06/03 | 85.7 | 85.3 | 85.3 | -24.6 | 0 |
| Computer and software stores | 44312 | | 12/03 | 106.5 | 91.6 | 91.6 | 6.5 | 0 |
| Computer and software stores | 443120 | | 06/03 | 103.7 | 89.3 | 89.3 | 6.6 | 0 |
| Primary services | | 443120-P | 06/03 | 103.7 | 89.3 | 89.3 | 6.6 | 0 |
| Computer and software store services | | 443120-1 | 06/03 | 103.7 | 89.3 | 89.3 | 6.6 | 0 |
| Camera and photographic supplies stores | 44313 | | 12/03 | 96.7 | 89.8 | 89.9 | -5.9 | .1 |
| Camera and photographic supplies stores | 443130 | | 06/00 | 101.9 | 94.6 | 94.7 | -5.9 | .1 |
| Primary services | | 443130-P | 06/00 | 105.8 | 98.1 | 98.1 | -6.0 | 0 |
| Camera and photographic supplies store services | | 443130-1 | 06/00 | 105.8 | 98.1 | 98.1 | -6.0 | 0 |
| Other receipts | | 443130-SM | 06/00 | 87.0 | 83.2 | 85.4 | -2.0 | 2.6 |
| Bldg material and garden equip and supp dealers | 444 | | 12/03 | 118.0 | 119.3 | 122.3 | 5.7 | 2.5 |
| Building material and supplies dealers | 4441 | | 12/03 | 119.7 | 121.7 | 125.1 | 7.5 | 2.8 |
| Home centers | 44411 | | 12/03 | 123.3 | 123.7 | 122.4 | 2.6 | -1.1 |
| Home centers | 444110 | | 12/03 | 123.3 | 123.7 | 122.4 | 2.6 | -1.1 |
| Primary services | | 444110-P | 12/03 | 123.3 | 123.7 | 122.4 | 2.6 | -1.1 |
| Home center services | | 444110-1 | 12/03 | 123.3 | 123.7 | 122.4 | 2.6 | -1.1 |
| Paint and wallpaper stores | 44412 | | 12/03 | 110.1 | 111.1 | 110.1 | 2.6 | -.9 |
| Paint and wallpaper stores | 444120 | | 06/03 | 112.6 | 113.6 | 112.6 | 2.6 | -.9 |
| Primary services | | 444120-P | 06/03 | 112.6 | 113.6 | 112.6 | 2.6 | -.9 |
| Paint and wallpaper store services | | 444120-1 | 06/03 | 112.6 | 113.6 | 112.6 | 2.6 | -.9 |
| Hardware stores | 44413 | | 12/03 | 113.3 | 113.4 | 113.9 | 2.3 | .4 |
| Hardware stores | 444130 | | 06/03 | 113.7 | 113.9 | 114.4 | 2.3 | .4 |
| Primary services | | 444130-P | 06/03 | 113.7 | 113.9 | 114.4 | 2.3 | .4 |
| Hardware store services | | 444130-1 | 06/03 | 113.7 | 113.9 | 114.4 | 2.3 | .4 |
| Other building material dealers | 44419 | | 12/03 | 121.4 | 125.5 | 134.7 | 15.1 | 7.3 |
| Other building material dealers | 444190 | | 12/03 | 121.4 | 125.5 | 134.7 | 15.1 | 7.3 |
| Primary services | | 444190-P | 12/03 | 121.4 | 125.5 | 134.7 | 15.1 | 7.3 |
| Other building material dealer services | | 444190-1 | 12/03 | 121.4 | 125.5 | 134.7 | 15.1 | 7.3 |
| Lawn and garden equip and supplies stores | 4442 | | 12/03 | 110.1 | 106.0 | 105.4 | -6.1 | -.6 |
| Nursery, garden and farm supply stores | 44422 | | 12/03 | 110.1 | 106.0 | 105.4 | -6.1 | -.6 |
| Nursery, garden, and farm supply stores | 444220 | | 12/02 | 117.0 | 112.6 | 112.1 | -6.0 | -.4 |
| Primary services | | 444220-P | 12/02 | 116.8 | 112.4 | 111.9 | -6.0 | -.4 |
| Nursery, garden center, and farm supply store services | | 444220-1 | 12/02 | 116.8 | 112.4 | 111.9 | -6.0 | -.4 |
| Food and beverage stores | 445 | | 12/99 | 135.2 | 139.1 | 141.4 | 5.7 | 1.7 |
| Grocery stores | 4451 | | 12/03 | 114.1 | 117.8 | 119.9 | 6.1 | 1.8 |
| Grocery (except convenience) stores | 44511 | | 12/03 | 114.1 | 117.8 | 119.9 | 6.1 | 1.8 |
| Supermarkets and other grocery stores | 445110 | | 12/99 | 136.2 | 140.5 | 143.1 | 6.1 | 1.9 |
| Primary services | | 445110-P | 12/99 | 136.3 | 140.6 | 143.2 | 6.2 | 1.8 |
| Supermarket and other grocery store services | | 445110-3 | 12/99 | 135.0 | 139.3 | 141.9 | 6.1 | 1.9 |
| Meat department | | 445110-301 | 12/99 | 120.9 | 118.0 | 125.2 | 6.5 | 6.1 |
| Produce department | | 445110-302 | 12/99 | 162.2 | 162.6 | 175.5 | 9.6 | 7.9 |
| Bakery department | | 445110-303 | 12/99 | 138.9 | 135.7 | 138.4 | -4.0 | 2.0 |
| Dairy department | | 445110-304 | 12/99 | 113.5 | 117.5 | 120.6 | 1.2 | 2.6 |
| Frozen foods department | | 445110-306 | 12/99 | 105.9 | 110.1 | 111.4 | 12.0 | 1.2 |
| Edible grocery department | | 445110-307 | 12/99 | 133.9 | 137.1 | 138.8 | 2.7 | 1.2 |
| Nonedible grocery department | | 445110-308 | 12/99 | 140.3 | 145.6 | 135.5 | 2.5 | -6.9 |
| Health and beauty care department | | 445110-309 | 12/99 | 129.2 | 140.6 | 139.5 | 6.4 | -.8 |
| General merchandise department | | 445110-311 | 12/99 | 162.2 | 170.6 | 173.5 | 6.9 | 1.7 |
| Specialty food stores | 4452 | | 12/03 | 119.5 | 120.5 | 121.1 | 4.1 | .5 |
| Specialty food stores | 445200 | | 12/03 | 119.5 | 120.5 | 121.1 | 4.1 | .5 |
| Primary services | | 445200-P | 12/03 | 119.4 | 120.4 | 121.0 | 4.0 | .5 |
| Specialty food store services | | 445200-1 | 12/03 | 119.4 | 120.4 | 121.0 | 4.0 | .5 |

See footnotes at end of table.

Table 5. Producer price indexes for the net output of selected industries and their products, not seasonally adjusted
—Continued

| Industry and product ¹ | Industry code | Product code | Index base | Index | | | Percent change to May 2007 from: | |
|---|---------------|--------------|------------|------------------------|------------------------|-----------------------|----------------------------------|------------------|
| | | | | Jan. 2007 ² | Apr. 2007 ² | May 2007 ² | May 2006 | Apr. 2007 |
| Beer, wine, and liquor stores | 4453 | | 06/00 | 111.2 | 111.5 | 111.2 | 0.0 | -0.3 |
| Beer, wine, and liquor stores | 44531 | | 06/00 | 111.2 | 111.5 | 111.2 | 0 | -.3 |
| Beer, wine, and liquor stores | 445310 | | 06/00 | 111.2 | 111.5 | 111.2 | 0 | -.3 |
| Primary services | | 445310-P | 06/00 | 111.2 | 111.5 | 111.2 | 0 | -.3 |
| Beer, wine, and liquor store services | | 445310-1 | 06/00 | 111.2 | 111.5 | 111.2 | 0 | -.3 |
| Health and personal care stores | 446 | | 12/03 | 121.8 | 122.2 | 123.4 | 4.0 | 1.0 |
| Health and personal care stores | 4461 | | 12/03 | 121.8 | 122.2 | 123.4 | 4.0 | 1.0 |
| Pharmacies and drug stores | 44611 | | 06/00 | 146.6 | 146.3 | 148.3 | 4.6 | 1.4 |
| Pharmacies and drug stores | 446110 | | 06/00 | 146.6 | 146.3 | 148.3 | 4.6 | 1.4 |
| Primary services | | 446110-P | 06/00 | 146.6 | 146.3 | 148.3 | 4.6 | 1.4 |
| Sales of prescription drugs | | 446110-1 | 06/00 | 186.7 | 187.0 | 189.4 | 5.2 | 1.3 |
| Sales of over-the-counter drugs and all other goods | | 446110-4 | 06/00 | 114.7 | 113.6 | 115.4 | 3.0 | 1.6 |
| Sales of over-the-counter drugs | | 446110-41 | 06/00 | 92.9 | 93.2 | 94.8 | 1.6 | 1.7 |
| Sales of all other goods | | 446110-42 | 06/00 | 122.9 | 121.5 | 123.4 | 3.5 | 1.6 |
| Optical goods stores | 44613 | | 12/03 | 102.3 | 102.7 | 101.9 | .3 | -.8 |
| Optical goods stores | 446130 | | 06/00 | 105.0 | 105.3 | 104.5 | .3 | -.8 |
| Primary services | | 446130-P | 06/00 | 105.0 | 105.3 | 104.6 | .3 | -.7 |
| Optical goods store services | | 446130-1 | 06/00 | 105.0 | 105.3 | 104.6 | .3 | -.7 |
| Food (health) supplement stores | 446191 | | 12/99 | 164.2 | 171.2 | 169.9 | 2.6 | -.8 |
| Primary services | | 446191-P | 12/99 | 164.2 | 171.2 | 169.9 | 2.6 | -.8 |
| Food (health) supplement store services | | 446191-1 | 12/99 | 164.2 | 171.2 | 169.9 | 2.6 | -.8 |
| Gasoline stations | 447 | | 06/01 | 73.0 | 69.0 | 98.9 | 102.2 | 43.3 |
| Gasoline stations | 4471 | | 06/01 | 73.0 | 69.0 | 98.9 | 102.2 | 43.3 |
| Gasoline stations with convenience stores | 44711 | | 12/03 | 133.1 | 112.5 | 176.0 | 67.9 | 56.4 |
| Gasoline stations with convenience stores | 447110 | | 12/03 | 133.1 | 112.5 | 176.0 | 67.9 | 56.4 |
| Primary services | | 447110-P | 12/03 | 133.4 | 112.6 | 176.7 | 68.4 | 56.9 |
| Gasoline stations with convenience store services | | 447110-1 | 12/03 | 133.4 | 112.6 | 176.7 | 68.4 | 56.9 |
| Other receipts | | 447110-SM | 12/03 | 100.0 | (¹) | (¹) | (¹) | (¹) |
| Other gasoline stations | 44719 | | 12/03 | 177.7 | 228.5 | 254.3 | 195.7 | 11.3 |
| Other gasoline stations | 447190 | | 12/03 | 177.7 | 228.5 | 254.3 | 195.7 | 11.3 |
| Primary services | | 447190-P | 06/01 | 68.5 | 88.1 | 98.1 | 195.5 | 11.4 |
| Other gasoline station services | | 447190-1 | 06/01 | 68.5 | 88.1 | 98.1 | 195.5 | 11.4 |
| Clothing and clothing accessories stores | 448 | | 12/03 | 106.2 | 104.6 | 103.1 | -2.3 | -1.4 |
| Clothing stores | 4481 | | 12/03 | 104.7 | 102.3 | 103.4 | -1.3 | 1.1 |
| Men's clothing stores | 44811 | | 12/03 | 97.9 | 98.6 | 99.0 | 2.0 | .4 |
| Men's clothing stores | 448110 | | 06/02 | 101.4 | 102.2 | 102.5 | 1.9 | .3 |
| Primary services | | 448110-P | 06/02 | 101.4 | 102.2 | 102.5 | 1.9 | .3 |
| Men's clothing store services | | 448110-1 | 06/02 | 101.4 | 102.2 | 102.5 | 1.9 | .3 |
| Women's clothing stores | 44812 | | 12/03 | 111.7 | 109.4 | 107.2 | -3.2 | -2.0 |
| Women's clothing stores | 448120 | | 06/03 | 114.1 | 111.7 | 109.6 | -3.1 | -1.9 |
| Primary services | | 448120-P | 06/03 | 114.1 | 111.7 | 109.6 | -3.1 | -1.9 |
| Women's clothing store services | | 448120-1 | 06/03 | 114.1 | 111.7 | 109.6 | -3.1 | -1.9 |
| Family clothing stores | 44814 | | 12/03 | 102.7 | 99.9 | 103.0 | -1.7 | 3.1 |
| Family clothing stores | 448140 | | 06/03 | 108.9 | 105.9 | 109.2 | -1.7 | 3.1 |
| Primary services | | 448140-P | 06/03 | 108.9 | 105.9 | 109.2 | -1.7 | 3.1 |
| Family clothing store services | | 448140-1 | 06/03 | 108.9 | 105.9 | 109.2 | -1.7 | 3.1 |
| Shoe stores | 4482 | | 12/03 | 109.2 | 109.1 | 92.5 | -12.4 | -15.2 |
| Shoe stores | 44821 | | 12/03 | 109.2 | 109.1 | 92.5 | -12.4 | -15.2 |
| Shoe stores | 448210 | | 06/02 | 111.4 | 111.3 | 94.3 | -12.4 | -15.3 |
| Primary services | | 448210-P | 06/02 | 111.4 | 111.3 | 94.3 | -12.4 | -15.3 |
| Shoe store services | | 448210-1 | 06/02 | 111.4 | 111.3 | 94.3 | -12.4 | -15.3 |

See footnotes at end of table.

Table 5. Producer price indexes for the net output of selected industries and their products, not seasonally adjusted
—Continued

| Industry and product ¹ | Industry code | Product code | Index base | Index | | | Percent change to May 2007 from: | |
|---|---------------|--------------|------------|------------------------|------------------------|-----------------------|----------------------------------|-----------|
| | | | | Jan. 2007 ² | Apr. 2007 ² | May 2007 ² | May 2006 | Apr. 2007 |
| Jewelry, luggage and leather goods stores | 4483 | | 12/03 | 109.1 | 109.6 | 108.1 | 0.2 | -1.4 |
| Jewelry stores | 44831 | | 12/03 | 108.9 | 109.3 | 107.7 | .1 | -1.5 |
| Jewelry stores | 448310 | | 06/00 | 118.3 | 118.7 | 117.0 | .1 | -1.4 |
| Primary services | | 448310-P | 06/00 | 118.4 | 118.9 | 117.1 | .1 | -1.5 |
| Jewelry store services | | 448310-1 | 06/00 | 118.4 | 118.9 | 117.1 | .1 | -1.5 |
| Luggage and leather goods stores | 44832 | | 12/03 | 112.0 | 113.3 | 113.3 | 1.4 | 0 |
| Luggage and leather goods stores | 448320 | | 06/00 | 108.7 | 110.0 | 110.0 | 1.5 | 0 |
| Primary services | | 448320-P | 06/00 | 108.7 | 110.0 | 110.0 | 1.5 | 0 |
| Luggage and leather goods store services | | 448320-1 | 06/00 | 108.7 | 110.0 | 110.0 | 1.5 | 0 |
| Sporting goods, hobby, book and music stores | 451 | | 12/03 | 100.7 | 97.5 | 101.2 | 2.1 | 3.8 |
| Sporting goods/hobby/musical instrument stores | 4511 | | 12/03 | 103.3 | 97.7 | 103.5 | -.7 | 5.9 |
| Sporting goods stores | 45111 | | 12/03 | 99.9 | 99.7 | 109.6 | 11.3 | 9.9 |
| Sporting goods stores | 451110 | | 06/00 | 104.3 | 104.0 | 114.4 | 11.4 | 10.0 |
| Primary services | | 451110-P | 06/00 | 104.4 | 104.2 | 114.6 | 11.4 | 10.0 |
| Sporting goods store services | | 451110-1 | 06/00 | 104.4 | 104.2 | 114.6 | 11.4 | 10.0 |
| Hobby, toy and game stores | 45112 | | 12/03 | 107.0 | 92.9 | 95.4 | -14.0 | 2.7 |
| Hobby, toy, and game stores | 451120 | | 06/00 | 108.4 | 94.1 | 96.6 | -14.0 | 2.7 |
| Primary services | | 451120-P | 06/00 | 108.4 | 94.1 | 96.6 | -14.1 | 2.7 |
| Hobby, toy, and game store services | | 451120-1 | 06/00 | 108.4 | 94.1 | 96.6 | -14.1 | 2.7 |
| Sewing, needlework and piece goods stores | 45113 | | 12/03 | 106.8 | 107.6 | 107.3 | -1.7 | -.3 |
| Sewing, needlework, and piece goods stores | 451130 | | 06/00 | 97.5 | 98.2 | 97.9 | -1.8 | -.3 |
| Primary services | | 451130-P | 06/00 | 97.4 | 98.2 | 97.9 | -1.7 | -.3 |
| Sewing, needlework, and piece goods store services | | 451130-1 | 06/00 | 97.4 | 98.2 | 97.9 | -1.7 | -.3 |
| Book, periodical and music stores | 4512 | | 12/03 | 96.5 | 98.4 | 97.6 | 7.8 | -.8 |
| Book stores and news dealers | 45121 | | 12/03 | 99.3 | 99.7 | 99.7 | 6.6 | 0 |
| Book stores | 451211 | | 06/00 | 123.5 | 123.9 | 123.9 | 6.5 | 0 |
| Primary services | | 451211-P | 06/00 | 123.5 | 123.9 | 123.9 | 6.5 | 0 |
| Book store services | | 451211-1 | 06/00 | 123.5 | 123.9 | 123.9 | 6.5 | 0 |
| Prerecorded tape, CD and record stores | 45122 | | 12/03 | 89.0 | 94.8 | 92.4 | 12.3 | -2.5 |
| Prerecorded tape, CD, and record stores | 451220 | | 06/03 | 87.0 | 92.6 | 90.3 | 12.3 | -2.5 |
| Primary services | | 451220-P | 06/03 | 87.0 | 92.6 | 90.3 | 12.3 | -2.5 |
| Prerecorded tape, CD, and record store services | | 451220-1 | 06/03 | 87.0 | 92.6 | 90.3 | 12.3 | -2.5 |
| General merchandise stores | 452 | | 12/03 | 100.9 | 108.9 | 109.1 | -3.5 | .2 |
| Department stores | 4521 | | 12/03 | 103.2 | 113.1 | 111.9 | 9.0 | -1.1 |
| Department stores | 45211 | | 12/03 | 103.2 | 113.1 | 111.9 | 9.0 | -1.1 |
| Department stores, except discount | 452111 | | 12/03 | 100.9 | 112.7 | 112.1 | 15.2 | -.5 |
| Primary services | | 452111-P | 12/03 | 100.9 | 112.7 | 112.1 | 15.2 | -.5 |
| Department store services, except discount department store | | 452111-1 | 12/03 | 100.9 | 112.7 | 112.1 | 15.2 | -.5 |
| Discount department stores | 452112 | | 12/03 | 105.0 | 113.1 | 111.3 | 4.2 | -1.6 |
| Primary services | | 452112-P | 06/02 | 115.7 | 124.5 | 122.6 | 4.3 | -1.5 |
| Discount department store services | | 452112-1 | 06/02 | 115.7 | 124.5 | 122.6 | 4.3 | -1.5 |
| Other general merchandise stores | 4529 | | 12/03 | 99.5 | 104.9 | 107.0 | -21.8 | 2.0 |
| Other general merchandise stores | 452900 | | 12/03 | 99.5 | 104.9 | 107.0 | -21.8 | 2.0 |
| Primary services | | 452900-P | 12/03 | 99.5 | 104.9 | 107.0 | -21.8 | 2.0 |
| Other general merchandise store services | | 452900-1 | 12/03 | 99.5 | 104.9 | 107.0 | -21.8 | 2.0 |
| Florists | 4531 | | 12/03 | 104.4 | 104.9 | 110.9 | 10.5 | 5.7 |
| Florists | 45311 | | 12/03 | 104.4 | 104.9 | 110.9 | 10.5 | 5.7 |
| Florists | 453110 | | 06/00 | 113.0 | 113.5 | 120.0 | 10.4 | 5.7 |
| Primary services | | 453110-P | 06/00 | 113.0 | 113.5 | 120.0 | 10.4 | 5.7 |
| Florist services | | 453110-1 | 06/00 | 113.0 | 113.5 | 120.0 | 10.4 | 5.7 |

See footnotes at end of table.

Table 5. Producer price indexes for the net output of selected industries and their products, not seasonally adjusted
—Continued

| Industry and product ¹ | Industry code | Product code | Index base | Index | | | Percent change to May 2007 from: | |
|---|---------------|--------------|------------|------------------------|------------------------|-----------------------|----------------------------------|-----------|
| | | | | Jan. 2007 ² | Apr. 2007 ² | May 2007 ² | May 2006 | Apr. 2007 |
| Office supplies, stationery and gift stores | 4532 | | 12/03 | 103.4 | 106.6 | 106.3 | 2.3 | -0.3 |
| Office supplies and stationery stores | 45321 | | 12/03 | 105.9 | 109.7 | 110.4 | 4.2 | .6 |
| Office supplies and stationery stores | 453210 | | 06/00 | 134.1 | 138.9 | 139.8 | 4.2 | .6 |
| Primary services | | 453210-P | 06/00 | 134.7 | 139.6 | 140.6 | 4.2 | .7 |
| Office supplies and stationery store services | | 453210-1 | 06/00 | 134.7 | 139.6 | 140.6 | 4.2 | .7 |
| Gift, novelty and souvenir stores | 45322 | | 12/03 | 99.7 | 102.3 | 101.1 | .3 | -1.2 |
| Gift, novelty, and souvenir stores | 453220 | | 06/00 | 100.1 | 102.6 | 101.5 | .4 | -1.1 |
| Primary services | | 453220-P | 06/00 | 100.1 | 102.6 | 101.5 | .4 | -1.1 |
| Gift, novelty, and souvenir store services | | 453220-1 | 06/00 | 100.1 | 102.6 | 101.5 | .4 | -1.1 |
| Manufactured (mobile) home dealers | 45393 | | 12/03 | 123.8 | 125.0 | 125.0 | .6 | 0 |
| Manufactured (mobile) home dealers | 453930 | | 12/02 | 130.9 | 132.2 | 132.1 | .5 | -.1 |
| Primary services | | 453930-P | 12/02 | 130.9 | 132.2 | 132.1 | .5 | -.1 |
| Manufactured (mobile) home dealer services | | 453930-1 | 12/02 | 130.9 | 132.2 | 132.1 | .5 | -.1 |
| Nonstore retailers | 454 | | 12/03 | 134.8 | 130.5 | 129.8 | 16.3 | -.5 |
| Electronic shopping and mail-order houses | 454110 | | 06/06 | 104.2 | 102.9 | 104.8 | (⁰) | 1.8 |
| Primary services | | 454110-P | 06/06 | 104.2 | 102.9 | 104.8 | (⁰) | 1.8 |
| Electronic shopping and mail-order house services | | 454110-1 | 06/06 | 104.2 | 102.9 | 104.8 | (⁰) | 1.8 |
| Vending machine operators | 4542 | | 12/03 | 105.6 | 106.6 | 106.6 | 1.1 | 0 |
| Vending machine operators | 45421 | | 12/03 | 105.6 | 106.6 | 106.6 | 1.1 | 0 |
| Vending machine operators | 454210 | | 06/00 | 111.9 | 112.9 | 112.9 | 1.2 | 0 |
| Primary services | | 454210-P | 06/00 | 111.9 | 113.0 | 112.9 | 1.1 | -.1 |
| Vending machine operator services | | 454210-1 | 06/00 | 111.9 | 113.0 | 112.9 | 1.1 | -.1 |
| Fuel dealers | 45431 | | 06/00 | 154.3 | 144.1 | 137.4 | 6.0 | -4.6 |
| Fuel dealers | 454310 | | 06/00 | 154.3 | 144.1 | 137.4 | 6.0 | -4.6 |
| Primary services | | 454310-P | 06/00 | 157.6 | 147.1 | 140.2 | 6.1 | -4.7 |
| Fuel dealer services | | 454310-1 | 06/00 | 157.6 | 147.1 | 140.2 | 6.1 | -4.7 |
| Other receipts | | 454310-SM | 06/00 | 90.0 | 84.8 | 84.8 | -3.0 | 0 |
| Air transportation | 481 | | 12/92 | 177.0 | 186.5 | 175.7 | -2.2 | -5.8 |
| Scheduled air transportation | 4811 | | 12/89 | 216.3 | 228.7 | 214.1 | -2.5 | -6.4 |
| Scheduled air transportation | 48111 | | 12/89 | 216.3 | 228.7 | 214.1 | -2.5 | -6.4 |
| Scheduled passenger air transportation | 481111 | | 12/89 | 225.2 | 241.2 | 221.0 | -3.2 | -8.4 |
| Primary services | | 481111-P | 12/89 | 244.3 | 261.8 | 239.8 | -3.2 | -8.4 |
| Domestic | | 481111-1 | 12/89 | 245.7 | 268.0 | 245.5 | -5.4 | -8.4 |
| First class, including business | | 481111-101 | 12/99 | 134.2 | 137.2 | 136.8 | 10.4 | -.3 |
| Coach | | 481111-102 | 12/99 | 137.1 | 152.0 | 136.3 | -8.8 | -10.3 |
| International | | 481111-2 | 12/89 | 217.7 | 219.4 | 201.2 | 1.0 | -8.3 |
| Scheduled freight air transportation | 481112 | | 12/03 | 106.9 | 105.5 | 110.2 | 1.0 | 4.5 |
| Primary services | | 481112-P | 12/87 | 132.1 | 130.5 | 136.3 | 1.0 | 4.4 |
| Property | | 481112-1 | 12/87 | 139.1 | 137.3 | 143.6 | .7 | 4.6 |
| Mail | | 481112-2 | 12/87 | 110.4 | 110.4 | 110.4 | .1 | 0 |
| Nonscheduled air transportation | 4812 | | 12/96 | 143.3 | 145.3 | 147.3 | 8.4 | 1.4 |
| Nonscheduled air transportation | 48121 | | 12/96 | 143.3 | 145.3 | 147.3 | 8.4 | 1.4 |
| Nonscheduled air transportation | 481210 | | 06/92 | 152.9 | 155.1 | 157.3 | 8.4 | 1.4 |
| Primary services | | 481210-P | 12/00 | 124.6 | 126.1 | 127.7 | 7.9 | 1.3 |
| Passenger and freight charter, including air taxi | | 481210-5 | 12/00 | 124.6 | 126.1 | 127.7 | 7.9 | 1.3 |
| Other receipts | | 481210-SM | 06/92 | 203.8 | 208.2 | 213.4 | 14.2 | 2.5 |
| Rail transportation | 482 | | 12/96 | 136.1 | 136.5 | 136.9 | 1.5 | .3 |
| Rail transportation | 4821 | | 12/96 | 136.1 | 136.5 | 136.9 | 1.5 | .3 |
| Rail transportation | 48211 | | 12/96 | 136.1 | 136.5 | 136.9 | 1.5 | .3 |
| Line-haul railroads | 482111 | | 12/84 | 151.8 | 152.3 | 152.7 | 1.5 | .3 |
| Primary services | | 482111-P | 12/84 | 151.8 | 152.3 | 152.7 | 1.5 | .3 |
| Rail transportation, freight (Carload) | | 482111-1 | 12/96 | 139.1 | 139.2 | 139.5 | 1.3 | .2 |

See footnotes at end of table.

Table 5. Producer price indexes for the net output of selected industries and their products, not seasonally adjusted
—Continued

| Industry and product ¹ | Industry code | Product code | Index base | Index | | | Percent change to May 2007 from: | |
|---|---------------|--------------|------------|------------------------|------------------------|-----------------------|----------------------------------|-----------|
| | | | | Jan. 2007 ² | Apr. 2007 ² | May 2007 ² | May 2006 | Apr. 2007 |
| Line-haul railroads—Continued | | | | | | | | |
| Rail transportation, freight (Intermodal) | | 482111-2 | 12/96 | 123.7 | 125.3 | 126.9 | 2.1 | 1.3 |
| Rail transportation, passenger | | 482111-3 | 12/96 | 127.7 | 128.2 | 128.7 | 5.1 | .4 |
| Coach service class | | 482111-306 | 06/05 | 113.8 | 114.0 | 114.8 | 5.8 | .7 |
| All other service classes | | 482111-307 | 06/05 | 110.5 | 111.4 | 111.4 | 4.3 | 0 |
| Water transportation | 483 | | 12/03 | 110.6 | 111.8 | 112.7 | 1.4 | .8 |
| Deep sea freight transportation | 483111 | | 06/88 | 231.8 | 230.0 | 232.8 | -1.3 | 1.2 |
| Primary services | | 483111-P | 06/88 | 236.8 | 235.0 | 237.8 | -1.3 | 1.2 |
| Deep sea freight transportation | | 483111-5 | 06/88 | 236.8 | 235.0 | 237.8 | -1.3 | 1.2 |
| Coastal and Great Lakes freight transport | 483113 | | 12/03 | 122.9 | 129.6 | 130.2 | 9.4 | .5 |
| Primary services | | 483113-P | 12/03 | 121.6 | 128.5 | 129.1 | 9.2 | .5 |
| Coastal and intercoastal freight transportation | | 483113-1 | 12/03 | 126.1 | 133.2 | 133.8 | 12.3 | .5 |
| Great Lakes - St. Lawrence Seaway freight transportation | | 483113-2 | 12/91 | 124.9 | 132.5 | 130.1 | 7.3 | -1.8 |
| Coastal and intercoastal towing transportation | | 483113-3 | 12/03 | 112.2 | 118.4 | 120.3 | 2.3 | 1.6 |
| Other receipts | | 483113-SM | 12/03 | 128.9 | 130.0 | 130.0 | 5.5 | 0 |
| Inland water transportation | 4832 | | 12/03 | 140.6 | 136.3 | 136.7 | -.7 | .3 |
| Inland water transportation | 48321 | | 12/03 | 140.6 | 136.3 | 136.7 | -.8 | .3 |
| Inland water freight transportation | 483211 | | 12/90 | 178.3 | 172.9 | 173.4 | -.8 | .3 |
| Primary services | | 483211-P | 12/90 | 175.4 | 169.6 | 170.2 | -.8 | .4 |
| Inland waterways freight transportation (except towing) | | 483211-1 | 12/03 | 140.9 | 135.1 | 135.6 | -2.3 | .4 |
| Inland waterways towing transportation | | 483211-2 | 12/03 | 128.3 | 128.7 | 129.2 | 5.7 | .4 |
| Other receipts | | 483211-SM | 12/03 | 180.5 | 180.5 | 180.5 | -2.7 | 0 |
| Truck transportation | 484 | | 12/03 | 113.8 | 115.0 | 115.5 | 1.8 | .4 |
| General freight trucking | 4841 | | 12/03 | 114.7 | 116.1 | 116.8 | 1.9 | .6 |
| General freight trucking, local | 48411 | | 12/03 | 116.3 | 119.1 | 120.6 | 4.6 | 1.3 |
| General freight trucking, local | 484110 | | 12/03 | 116.3 | 119.1 | 120.6 | 4.6 | 1.3 |
| Primary services | | 484110-P | 06/93 | 129.0 | 132.2 | 133.7 | 4.1 | 1.1 |
| General freight trucking, local | | 484110-1 | 06/93 | 129.0 | 132.2 | 133.7 | 4.1 | 1.1 |
| Other receipts | | 484110-SM | 12/03 | 116.8 | 119.1 | 121.5 | 9.7 | 2.0 |
| General freight trucking, long-distance | 48412 | | 12/03 | 114.4 | 115.5 | 116.1 | 1.5 | .5 |
| General freight trucking, long-distance, TL | 484121 | | 12/03 | 113.0 | 113.2 | 113.1 | .9 | -.1 |
| Primary services | | 484121-P | 06/92 | 128.5 | 128.6 | 128.5 | .7 | -.1 |
| General freight trucking, long-distance, truckload | | 484121-2 | 06/92 | 128.5 | 128.6 | 128.5 | .7 | -.1 |
| Other receipts | | 484121-SM | 12/03 | 122.8 | 126.0 | 125.5 | 3.9 | -.4 |
| General freight trucking, long-distance, LTL | 484122 | | 12/03 | 117.1 | 120.3 | 122.5 | 2.8 | 1.8 |
| Primary services | | 484122-P | 06/92 | 198.4 | 204.0 | 207.7 | 2.8 | 1.8 |
| General freight trucking, long-distance, less than truckload | | 484122-1 | 06/92 | 198.4 | 204.0 | 207.7 | 2.8 | 1.8 |
| Other receipts | | 484122-SM | 12/03 | 112.2 | 113.7 | 115.6 | .2 | 1.7 |
| Specialized freight trucking | 4842 | | 12/03 | 112.1 | 112.7 | 112.9 | 1.3 | .2 |
| Used household and office goods moving | 48421 | | 12/03 | 107.3 | 108.9 | 109.1 | 1.0 | .2 |
| Used household and office goods moving | 484210 | | 12/03 | 107.3 | 108.9 | 109.1 | 1.0 | .2 |
| Primary services | | 484210-P | 12/03 | 107.3 | 109.6 | 109.8 | 1.9 | .2 |
| Used household and office goods moving, except local | | 484210-2 | 06/92 | 157.1 | 161.3 | 161.7 | 2.5 | .2 |
| Used household and office goods moving, local | | 484210-4 | 12/03 | 105.2 | 106.5 | 106.3 | 1.2 | -.2 |
| Other receipts | | 484210-SM | 12/03 | 110.4 | 110.5 | 110.7 | .5 | .2 |
| Specialized frgt (exc used) trucking, local | 48422 | | 12/03 | 113.8 | 113.6 | 114.1 | 1.7 | .4 |
| Other specialized trucking, local | 484220 | | 12/03 | 113.8 | 113.6 | 114.1 | 1.7 | .4 |
| Primary services | | 484220-P | 06/93 | 139.3 | 139.2 | 139.8 | 1.8 | .4 |
| Specialized freight (except used goods) trucking, local | | 484220-3 | 06/93 | 139.3 | 139.2 | 139.8 | 1.8 | .4 |
| Other receipts | | 484220-SM | 12/03 | 105.9 | 105.9 | 105.9 | .1 | 0 |
| Specialized frgt (exc used) trucking, ldist | 48423 | | 12/03 | 113.5 | 114.2 | 114.1 | 1.1 | -.1 |
| Other specialized trucking, long-distance | 484230 | | 12/03 | 113.5 | 114.2 | 114.1 | 1.0 | -.1 |
| Primary services | | 484230-P | 06/01 | 115.4 | 116.1 | 115.9 | 1.0 | -.2 |
| Specialized freight (except used goods) trucking, long-distance | | 484230-6 | 06/01 | 115.4 | 116.1 | 115.9 | 1.0 | -.2 |
| Other receipts | | 484230-SM | 12/03 | 117.9 | 119.1 | 119.6 | 1.7 | .4 |
| Pipeline transportation of crude oil | 4861 | | 12/03 | 120.4 | 120.3 | 120.3 | 0 | 0 |

See footnotes at end of table.

Table 5. Producer price indexes for the net output of selected industries and their products, not seasonally adjusted
—Continued

| Industry and product ¹ | Industry code | Product code | Index base | Index | | | Percent change to May 2007 from: | |
|--|---------------|--------------|------------|------------------------|------------------------|-----------------------|----------------------------------|------------------|
| | | | | Jan. 2007 ² | Apr. 2007 ² | May 2007 ² | May 2006 | Apr. 2007 |
| Pipeline transportation of crude oil | 48611 | | 12/03 | 120.4 | 120.3 | 120.3 | 0.0 | 0.0 |
| Pipeline transportation of crude oil | 486110 | | 06/86 | 133.4 | 133.4 | 133.4 | 0 | 0 |
| Primary services | | 486110-P | 06/86 | 132.8 | 132.7 | 132.7 | -1 | 0 |
| Pipeline transportation of crude oil | | 486110-3 | 06/86 | 128.8 | 128.8 | 128.8 | 0 | 0 |
| Trans-Alaskan Pipeline System transportation | | 486110-311 | 06/86 | 121.7 | 121.7 | 121.7 | 6.1 | 0 |
| Pipeline transportation of crude petroleum, except on the TAPS | | 486110-312 | 06/86 | 147.3 | 147.3 | 147.3 | -2.2 | 0 |
| Other receipts | | 486110-SM | 06/86 | 144.8 | 144.8 | 144.8 | 2.2 | 0 |
| Other pipeline transportation | 4869 | | 12/03 | 110.0 | 110.1 | 110.1 | 3.0 | 0 |
| Pipeline trans of ref petroleum products | 48691 | | 12/03 | 110.0 | 110.1 | 110.1 | 3.0 | 0 |
| Refined petroleum product pipeline transport | 486910 | | 06/86 | 125.9 | 125.9 | 125.9 | 2.9 | 0 |
| Primary services | | 486910-P | 06/86 | 126.1 | 126.2 | 126.2 | 2.9 | 0 |
| Pipeline transportation of refined petroleum products | | 486910-1 | 06/86 | 127.9 | 128.0 | 128.0 | 3.0 | 0 |
| Transportation support activities | 488 | | 12/03 | 107.1 | 107.6 | 108.2 | 1.5 | .6 |
| Air transportation support activities | 4881 | | 12/96 | 139.8 | 139.8 | 139.9 | .4 | .1 |
| Airport operations | 48811 | | 12/03 | 108.4 | 109.3 | 108.4 | -6 | -8 |
| Other airport operations | 488119 | | 12/03 | 108.4 | 109.3 | 108.4 | -6 | -8 |
| Primary services | | 488119-P | 06/92 | 153.1 | 153.3 | 151.9 | -2.3 | -9 |
| Lease space for concessions | | 488119-1 | 06/92 | 151.1 | 151.7 | 147.0 | -1 | -3.1 |
| Services rendered to air passenger and cargo carriers | | 488119-2 | 06/92 | 168.1 | 168.1 | 168.1 | -5.1 | 0 |
| Other airport services | | 488119-3 | 06/92 | 105.6 | 105.6 | 105.6 | 3.8 | 0 |
| Other receipts | | 488119-SM | 06/92 | 157.7 | 160.4 | 159.3 | 2.4 | -7 |
| Other air transportation support activities | 48819 | | 12/03 | 112.2 | 111.3 | 112.4 | .7 | 1.0 |
| Other support activities for air transport | 488190 | | 12/03 | 112.2 | 111.3 | 112.4 | .7 | 1.0 |
| Primary services | | 488190-P | 06/92 | 143.3 | 142.1 | 143.6 | .6 | 1.1 |
| Fuels and lubricants | | 488190-1 | 06/92 | 191.1 | 179.0 | 198.2 | -3.2 | 10.7 |
| Aircraft maintenance and repair | | 488190-2 | 06/92 | 138.0 | 138.0 | 138.0 | 1.8 | 0 |
| Ramp service, aircraft parking, tiedown and storage | | 488190-3 | 06/92 | 125.4 | 125.4 | 125.4 | .8 | 0 |
| Other aircraft services | | 488190-4 | 06/92 | 161.1 | 155.6 | 161.4 | 7.0 | 3.7 |
| Other receipts | | 488190-SM | 06/92 | 140.4 | 140.4 | 140.4 | 1.6 | 0 |
| Water transportation support activities | 4883 | | 12/03 | 111.2 | 112.4 | 112.5 | 5.3 | .1 |
| Port and harbor operations | 48831 | | 12/03 | 114.3 | 116.2 | 115.8 | 7.0 | -3 |
| Port and harbor operations | 488310 | | 12/03 | 114.4 | 116.2 | 115.8 | 7.0 | -3 |
| Primary services | | 488310-P | 12/03 | 115.3 | 117.3 | 116.9 | 7.7 | -3 |
| Port and harbor services | | 488310-1 | 12/03 | 115.3 | 117.3 | 116.9 | 7.7 | -3 |
| Other receipts | | 488310-SM | 12/03 | (³) | 105.3 | 105.3 | 0 | 0 |
| Marine cargo handling | 48832 | | 12/03 | 108.6 | 108.7 | 108.6 | 4.5 | -1 |
| Marine cargo handling | 488320 | | 12/91 | 122.3 | 122.4 | 122.4 | 4.6 | 0 |
| Primary services | | 488320-P | 12/91 | 122.8 | 122.9 | 122.8 | 4.6 | -1 |
| Movement of containers | | 488320-8 | 12/98 | 108.9 | 109.0 | 109.1 | 3.1 | .1 |
| Other marine cargo handling | | 488320-9 | 12/98 | 117.0 | 117.0 | 116.7 | 7.8 | -3 |
| Other receipts | | 488320-SM | 12/91 | 129.2 | 129.2 | 129.6 | 2.2 | .3 |
| Navigational services to shipping | 48833 | | 12/03 | 115.8 | 119.2 | 120.0 | 5.4 | .7 |
| Navigational services to shipping | 488330 | | 12/92 | 152.0 | 156.3 | 157.5 | 5.6 | .8 |
| Primary services | | 488330-P | 12/92 | 153.5 | 158.1 | 159.2 | 5.5 | .7 |
| Vessel docking and undocking services | | 488330-3 | 12/92 | 141.2 | 143.0 | 143.7 | 2.3 | .5 |
| Other tugging and towing services | | 488330-4 | 12/92 | 178.7 | 189.3 | 191.5 | 11.4 | 1.2 |
| Other receipts | | 488330-SM | 12/92 | 145.5 | 147.4 | 148.3 | 5.9 | .6 |
| Freight transportation arrangement | 4885 | | 12/96 | 98.5 | 99.0 | 100.2 | 1.4 | 1.2 |
| Freight transportation arrangement | 48851 | | 12/96 | 98.5 | 99.0 | 100.2 | 1.4 | 1.2 |
| Freight transportation arrangement | 488510 | | 12/94 | 100.6 | 101.0 | 102.3 | 1.5 | 1.3 |
| Primary services | | 488510-P | 12/94 | 100.4 | 100.8 | 102.1 | 1.5 | 1.3 |
| Freight forwarding | | 488510-1 | 12/94 | 98.4 | 99.4 | 101.9 | 4.6 | 2.5 |
| Arrangement of freight and cargo n.e.c. | | 488510-2 | 12/94 | 102.3 | 102.3 | 102.3 | -1.2 | 0 |
| Other receipts | | 488510-SM | 06/01 | (³) | (³) | (³) | (³) | (³) |
| Postal service | 491 | | 06/89 | 164.7 | 164.7 | 175.4 | 6.5 | 6.5 |

See footnotes at end of table.

Table 5. Producer price indexes for the net output of selected industries and their products, not seasonally adjusted
—Continued

| Industry and product ¹ | Industry code | Product code | Index base | Index | | | Percent change to May 2007 from: | |
|---|---------------|--------------|------------|------------------------|------------------------|-----------------------|----------------------------------|------------------|
| | | | | Jan. 2007 ² | Apr. 2007 ² | May 2007 ² | May 2006 | Apr. 2007 |
| Postal service | 4911 | | 06/89 | 164.7 | 164.7 | 175.4 | 6.5 | 6.5 |
| Postal service | 49111 | | 06/89 | 164.7 | 164.7 | 175.4 | 6.5 | 6.5 |
| Postal service | 491110 | | 06/89 | 164.7 | 164.7 | 175.4 | 6.5 | 6.5 |
| Primary services | | 491110-P | 06/89 | 164.7 | 164.7 | 175.4 | 6.5 | 6.5 |
| First class mail | | 491110-1 | 06/89 | 154.5 | 154.5 | 159.5 | 3.2 | 3.2 |
| Letter mail | | 491110-111 | 06/89 | 150.4 | 150.4 | 152.9 | 1.7 | 1.7 |
| Post cards | | 491110-112 | 06/89 | 162.7 | 162.7 | 174.5 | 7.3 | 7.3 |
| Priority mail | | 491110-113 | 06/89 | 181.6 | 181.6 | 206.7 | 13.8 | 13.8 |
| Periodicals (second class mail) | | 491110-2 | 06/89 | 213.0 | 213.0 | 213.0 | 0 | 0 |
| In county mail | | 491110-211 | 06/89 | 137.0 | 137.0 | 137.0 | 0 | 0 |
| Regular rate mail | | 491110-212 | 06/89 | 217.0 | 217.0 | 217.0 | 0 | 0 |
| Nonprofit rate mail | | 491110-213 | 06/89 | 220.2 | 220.2 | 220.2 | 0 | 0 |
| Classroom rate mail | | 491110-214 | 06/89 | 152.9 | 152.9 | 152.9 | 0 | 0 |
| Periodical mailing fees | | 491110-299 | 06/89 | 93.8 | 93.8 | 93.8 | 0 | 0 |
| Standard class A (third class mail) | | 491110-3 | 06/89 | 185.5 | 185.5 | 209.5 | 12.9 | 12.9 |
| Regular bulk mail | | 491110-312 | 06/89 | 185.8 | 185.8 | 211.6 | 13.9 | 13.9 |
| Nonprofit bulk mail | | 491110-313 | 06/89 | 181.5 | 181.5 | 189.4 | 4.4 | 4.4 |
| Standard class A mailing fees | | 491110-399 | 06/89 | 266.7 | 266.7 | 291.7 | 9.4 | 9.4 |
| Standard class B (fourth class mail) | | 491110-4 | 06/89 | 173.6 | 173.6 | 198.8 | 14.5 | 14.5 |
| Parcel post | | 491110-411 | 06/89 | 187.7 | 187.7 | 224.1 | 19.4 | 19.4 |
| Bound printed matter | | 491110-412 | 06/89 | 143.5 | 143.5 | 152.2 | 6.1 | 6.1 |
| Special rate mail | | 491110-413 | 06/89 | 157.6 | 157.6 | 173.4 | 10.0 | 10.0 |
| Library rate mail | | 491110-414 | 06/89 | 215.0 | 215.0 | 253.6 | 18.0 | 18.0 |
| International mail | | 491110-5 | 06/89 | 126.9 | 126.9 | 146.0 | 15.1 | 15.1 |
| International air mail | | 491110-511 | 06/89 | 112.4 | 112.4 | 124.8 | 11.0 | 11.0 |
| International surface mail | | 491110-512 | 06/89 | 218.7 | 218.7 | 287.1 | 31.3 | 31.3 |
| Special services and fees | | 491110-6 | 06/89 | 187.9 | 187.9 | 204.4 | 8.8 | 8.8 |
| Special services | | 491110-611 | 06/89 | 190.0 | 190.0 | 208.8 | 9.9 | 9.9 |
| Domestic mail fees | | 491110-612 | 06/89 | 172.0 | 172.0 | 178.8 | 4.0 | 4.0 |
| Other services and fees | | 491110-613 | 06/89 | 191.9 | 191.9 | 205.2 | 6.9 | 6.9 |
| Express mail | | 491110-912 | 06/89 | 164.7 | 164.7 | 185.4 | 12.6 | 12.6 |
| Couriers and messengers | 492 | | 12/03 | 129.5 | 129.6 | 130.4 | 7.9 | .6 |
| Couriers | 4921 | | 12/03 | 131.4 | 131.5 | 132.3 | 8.1 | .6 |
| Couriers | 49211 | | 12/03 | 131.4 | 131.5 | 132.3 | 8.1 | .6 |
| Couriers | 492110 | | 12/03 | 131.4 | 131.5 | 132.3 | 8.1 | .6 |
| Primary services | | 492110-P | 12/03 | 131.5 | 131.6 | 132.5 | 8.2 | .7 |
| Standard courier services | | 492110-1 | 12/92 | 198.1 | 197.6 | 198.6 | 9.5 | .5 |
| Expedited courier services | | 492110-2 | 12/87 | 190.1 | 191.0 | 192.7 | 6.6 | .9 |
| Domestic expedited courier services | | 492110-201 | 12/98 | 166.3 | 167.0 | 168.5 | 6.0 | .9 |
| International expedited courier services | | 492110-202 | 12/98 | 164.1 | 164.6 | 166.1 | 8.3 | .9 |
| Other receipts | | 492110-SM | 12/03 | 114.4 | (³) | (³) | (³) | (³) |
| Local messengers and local delivery | 4922 | | 12/03 | 107.2 | 108.0 | 108.0 | 4.1 | 0 |
| Local messengers and local delivery | 49221 | | 12/03 | 107.2 | 108.0 | 108.0 | 4.1 | 0 |
| Local messengers and local delivery | 492210 | | 12/03 | 107.2 | 108.0 | 108.0 | 4.1 | 0 |
| Primary services | | 492210-P | 12/92 | 138.4 | 139.5 | 139.5 | 4.3 | 0 |
| Local messengers and local delivery | | 492210-1 | 12/92 | 138.4 | 139.5 | 139.5 | 4.3 | 0 |
| Other receipts | | 492210-SM | 12/03 | (³) | (³) | (³) | (³) | (³) |
| Warehousing and storage | 493 | | 06/93 | 124.7 | 125.1 | 124.7 | (³) | -.3 |
| General warehousing and storage | 49311 | | 12/03 | 106.5 | 106.8 | 106.5 | 3.0 | -.3 |
| General warehousing and storage | 493110 | | 12/03 | 106.5 | 106.8 | 106.5 | 3.0 | -.3 |
| Primary services | | 493110-P | 06/93 | 116.3 | 116.7 | 116.3 | 3.3 | -.3 |
| General warehousing and storage | | 493110-1 | 06/93 | 116.3 | 116.7 | 116.3 | 3.3 | -.3 |
| Other receipts | | 493110-SM | 12/03 | 119.0 | 119.0 | 119.0 | 2.1 | 0 |
| Refrigerated warehousing and storage | 49312 | | 12/03 | 103.5 | 104.4 | 104.0 | 1.8 | -.4 |
| Refrigerated warehousing and storage | 493120 | | 12/91 | 113.8 | 114.7 | 114.3 | 1.8 | -.3 |
| Primary services | | 493120-P | 12/91 | 113.8 | 114.9 | 114.4 | 2.0 | -.4 |
| Warehousing and storage of refrigerated goods | | 493120-2 | 12/91 | 114.0 | 115.0 | 114.6 | 2.0 | -.3 |
| Other receipts | | 493120-SM | 12/91 | 115.7 | (³) | (³) | (³) | (³) |
| Farm product warehousing and storage | 49313 | | 12/03 | 104.3 | 104.7 | 102.6 | -1.2 | -2.0 |
| Farm product warehousing and storage | 493130 | | 12/92 | 121.3 | 121.7 | 119.3 | -1.2 | -2.0 |
| Primary services | | 493130-P | 12/92 | 121.1 | 121.1 | 121.1 | .6 | 0 |

See footnotes at end of table.

Table 5. Producer price indexes for the net output of selected industries and their products, not seasonally adjusted
—Continued

| Industry and product ¹ | Industry code | Product code | Index base | Index | | | Percent change to May 2007 from: | |
|--|---------------|--------------|------------|------------------------|------------------------|-----------------------|----------------------------------|------------------|
| | | | | Jan. 2007 ² | Apr. 2007 ² | May 2007 ² | May 2006 | Apr. 2007 |
| Farm product warehousing and storage—Continued | | | | | | | | |
| Warehousing and storage of cotton, wool, and mohair | | 493130-3 | 12/92 | 112.2 | 112.2 | 112.2 | 0.3 | 0.0 |
| Warehousing and storage of other farm products | | 493130-4 | 06/00 | 113.1 | 113.1 | 113.1 | .7 | 0 |
| Other receipts | | 493130-SM | 12/92 | 140.8 | 144.1 | 125.1 | -12.5 | -13.2 |
| Publishing industries, except Internet | 511 | | 12/03 | 107.5 | 108.4 | 108.8 | 2.5 | .4 |
| Newspaper, book, and directory publishers | 5111 | | 12/03 | 110.7 | 111.3 | 111.8 | 3.4 | .4 |
| Newspaper publishers | 51111 | | 12/79 | 447.1 | 447.3 | 450.7 | 3.0 | .8 |
| Newspaper publishers | 511110 | | 12/79 | 447.1 | 447.4 | 450.8 | 3.0 | .8 |
| Primary services | | 511110-P | 12/79 | 457.6 | 457.9 | 459.3 | 2.6 | .3 |
| Daily and Sunday newspaper subscriptions and single copy sales | | 511110-1 | 12/79 | 309.5 | 309.2 | 309.2 | -.6 | 0 |
| Daily and Sunday newspaper advertising sales | | 511110-2 | 12/79 | 514.9 | 515.8 | 518.1 | 3.8 | .4 |
| Weekly and other newspaper subscriptions and single copy sales | | 511110-3 | 06/99 | 117.7 | 116.7 | 116.8 | .2 | .1 |
| Weekly and other newspaper advertising sales | | 511110-4 | 06/99 | 127.0 | 126.8 | 127.0 | .8 | .2 |
| Other receipts | | 511110-SM | 12/79 | 272.5 | 272.5 | 288.6 | 6.3 | 5.9 |
| Periodical publishers | 51112 | | 12/79 | 365.5 | 366.6 | 367.9 | 3.8 | .4 |
| Periodical publishers | 511120 | | 12/79 | 365.5 | 366.6 | 367.9 | 3.8 | .4 |
| Primary services | | 511120-P | 12/79 | 380.1 | 381.1 | 382.7 | 3.8 | .4 |
| General and consumer periodicals, subscriptions and single copy sales | | 511120-A | 12/06 | 100.7 | 100.9 | 100.9 | (³) | 0 |
| Specialized business and prof periodicals, subscriptions and single copy sales | | 511120-3 | 12/79 | 382.6 | 383.1 | 394.8 | 3.9 | 3.1 |
| Specialized business and prof periodicals, advertising | | 511120-4 | 12/79 | 414.1 | 417.2 | 415.1 | 5.1 | -.5 |
| General and consumer periodicals, advertising | | 511120-6 | 12/79 | 525.6 | 527.1 | 526.6 | 4.8 | -.1 |
| Other periodicals, including advertising periodicals, nec | | 511120-9 | 12/79 | 253.2 | 253.2 | 253.2 | 1.0 | 0 |
| Other receipts | | 511120-SM | 12/79 | 277.2 | 280.3 | 277.2 | 3.7 | -1.1 |
| Book publishers | 51113 | | 12/84 | 237.5 | 239.4 | 240.5 | 3.9 | .5 |
| Book publishers | 511130 | | 12/80 | 323.4 | 325.9 | 327.5 | 3.9 | .5 |
| Primary services | | 511130-P | 12/80 | 326.8 | 329.3 | 331.0 | 4.4 | .5 |
| Mass market rack-size book publishing | | 511130-A | 12/80 | 241.4 | 241.4 | 241.4 | 0 | 0 |
| Book club book publishing | | 511130-B | 08/84 | 143.1 | 139.6 | (³) | (³) | (³) |
| Mail order book publishing | | 511130-C | 12/80 | 188.2 | 188.2 | 188.2 | 0 | 0 |
| Adult trade and juvenile book publishing | | 511130-D | 06/88 | 161.9 | 161.9 | 161.9 | .4 | 0 |
| Adult trade book publishing | | 511130-D4 | 12/80 | 203.9 | 203.9 | 203.9 | .2 | 0 |
| Juvenile book publishing | | 511130-D5 | 12/80 | 236.8 | 236.8 | 236.8 | 1.0 | 0 |
| Textbook publishing, including teachers' editions | | 511130-1 | 12/80 | 527.9 | 540.4 | 541.4 | 6.7 | .2 |
| College textbooks | | 511130-1C | 12/80 | 518.0 | 521.8 | 532.1 | 10.3 | 2.0 |
| Other textbooks | | 511130-1D | 12/02 | 122.6 | 126.4 | 125.7 | 4.3 | -.6 |
| Technical, scientific, and professional book publishing | | 511130-3 | 12/80 | 332.4 | 332.5 | 339.0 | 8.0 | 2.0 |
| Religious book publishing | | 511130-4 | 12/80 | 211.4 | 211.4 | 211.4 | .4 | 0 |
| General reference book publishing | | 511130-7 | 12/80 | 201.5 | 201.5 | 201.5 | .5 | 0 |
| Other book publishing, excluding pamphlets | | 511130-8 | 04/81 | 242.5 | 242.5 | 242.5 | .8 | 0 |
| Pamphlet publishing (5 to 48 pages) | | 511130-9 | 12/80 | 215.5 | 215.5 | 215.5 | 0 | 0 |
| Other receipts | | 511130-SM | 12/80 | 289.1 | 291.9 | 293.4 | 1.3 | .5 |
| Directory and mailing list publishers | 51114 | | 12/03 | 107.6 | 108.4 | 108.6 | 3.0 | .2 |
| Directory and mailing list publishers | 511140 | | 12/03 | 107.6 | 108.4 | 108.6 | 3.0 | .2 |
| Primary services | | 511140-P | 12/03 | 107.8 | 108.5 | 108.7 | 2.9 | .2 |
| Telephone directory publishing | | 511140-1 | 09/84 | 256.7 | 259.5 | 260.2 | 2.2 | .3 |
| Catalog and directory (except telephone directory) publishing | | 511140-2 | 06/84 | 225.0 | 225.0 | 225.0 | 5.3 | 0 |
| Business service publication publishing, excluding directories and newsletters | | 511140-3 | 06/84 | 278.1 | 278.1 | 278.1 | 8.0 | 0 |
| Other directory and mailing list publishing | | 511140-4 | 12/03 | 104.0 | 104.0 | 104.0 | .4 | 0 |
| Other receipts | | 511140-SM | 12/03 | (³) | (³) | (³) | (³) | (³) |
| Other publishers | 51119 | | 12/03 | 105.9 | 109.4 | 109.6 | 4.3 | .2 |
| Greeting card publishers | 511191 | | 12/85 | 192.4 | 194.1 | 194.1 | 1.3 | 0 |
| Primary services | | 511191-P | 12/85 | 212.4 | 214.4 | 214.4 | 1.3 | 0 |
| Publishers' sales | | 511191-1 | 12/85 | 214.6 | 216.5 | 216.6 | 1.4 | 0 |
| Seasonal cards: counter cards and packaged, including boxed | | 511191-132 | 06/03 | 96.7 | 98.5 | 98.5 | -1.8 | 0 |
| Everyday cards: counter cards and packaged, including boxed | | 511191-134 | 12/85 | 230.0 | 230.6 | 230.6 | 3.6 | 0 |
| Other receipts | | 511191-SM | 12/85 | 134.7 | 134.7 | 134.7 | 0 | 0 |
| All other publishers | 511199 | | 12/03 | 108.1 | 118.0 | 118.6 | 10.5 | .5 |
| Primary services | | 511199-P | 12/03 | 108.3 | 119.1 | 119.9 | 11.5 | .7 |
| Other miscellaneous publishing | | 511199-5 | 12/03 | 104.6 | 115.7 | 116.5 | 12.3 | .7 |
| Calendar, yearbook, and other miscellaneous publishing | | 511199-5399 | 12/03 | 106.3 | 117.5 | 118.4 | 12.9 | .8 |
| Other receipts | | 511199-SM | 12/03 | 105.4 | 109.9 | 109.6 | 7.8 | -.3 |

See footnotes at end of table.

Table 5. Producer price indexes for the net output of selected industries and their products, not seasonally adjusted
—Continued

| Industry and product ¹ | Industry code | Product code | Index base | Index | | | Percent change to May 2007 from: | |
|--|---------------|--------------|------------|------------------------|------------------------|-----------------------|----------------------------------|------------------|
| | | | | Jan. 2007 ² | Apr. 2007 ² | May 2007 ² | May 2006 | Apr. 2007 |
| Software publishers | 5112 | | 12/03 | 99.5 | 101.0 | 101.0 | 0.7 | 0.0 |
| Software publishers | 51121 | | 12/03 | 99.5 | 101.0 | 101.0 | .7 | 0 |
| Software publishers | 511210 | | 12/97 | 94.1 | 95.5 | 95.5 | .7 | 0 |
| Primary services | | 511210-P | 12/97 | 93.8 | 95.0 | 95.1 | .7 | .1 |
| Software publishing, except games | | 511210-5 | 06/06 | 99.4 | 100.9 | 100.9 | (³) | 0 |
| Application software publishing | | 511210-502 | 12/97 | 95.4 | 98.3 | 98.6 | 3.4 | .3 |
| Desktop and portable device application software publishing | | 511210-50201 | 06/06 | 100.3 | 106.3 | 106.3 | (³) | 0 |
| Other application software publishing | | 511210-50202 | 06/06 | 99.7 | 99.8 | 100.4 | (³) | .6 |
| Technical support, training, and other services related to software publishing | | 511210-503 | 12/97 | 141.4 | 141.9 | 141.9 | .6 | 0 |
| Game software publishing | | 511210-6 | 12/97 | 35.4 | (³) | 35.4 | 1.7 | (³) |
| Other receipts | | 511210-SM | 12/97 | 83.1 | 87.1 | 85.0 | -5 | -2.4 |
| Broadcasting, except Internet | 515 | | 12/03 | 102.7 | 101.1 | 102.0 | -1.7 | .9 |
| Radio and television broadcasting | 5151 | | 06/01 | 99.8 | 101.1 | 103.4 | 1.8 | 2.3 |
| Radio broadcasting | 51511 | | 12/03 | 101.1 | 104.8 | 104.5 | -2.9 | -.3 |
| Radio networks | 515111 | | 12/03 | 102.9 | 103.4 | 102.9 | .3 | -.5 |
| Primary services | | 515111-P | 12/03 | 102.9 | 103.4 | 102.9 | .3 | -.5 |
| Radio network and national syndication time sales and other services | | 515111-1 | 12/95 | 146.8 | 147.4 | 146.8 | .3 | -.4 |
| Radio stations | 515112 | | 06/88 | 183.8 | 191.4 | 191.1 | -3.1 | -.2 |
| Primary services | | 515112-P | 06/88 | 188.6 | 197.0 | 196.6 | -3.7 | -.2 |
| Radio station time sales | | 515112-1 | 06/88 | 188.6 | 197.2 | 196.8 | -3.7 | -.2 |
| Local radio station time sales | | 515112-101 | 12/95 | 143.7 | 150.3 | 150.0 | -3.4 | -.2 |
| National and regional radio station time sales | | 515112-102 | 12/95 | 122.4 | 127.8 | 127.6 | -4.8 | -.2 |
| Other receipts | | 515112-SM | 12/03 | 104.8 | 105.7 | (³) | (³) | (³) |
| Television broadcasting | 51512 | | 12/03 | 96.5 | 96.7 | 100.2 | 3.9 | 3.6 |
| Television broadcasting | 515120 | | 06/01 | 97.4 | 97.6 | 101.1 | 4.0 | 3.6 |
| Primary services | | 515120-P | 06/01 | 90.3 | 90.6 | 93.6 | 1.4 | 3.3 |
| Local television station services | | 515120-1 | 06/01 | 100.0 | 98.3 | 104.4 | 1.7 | 6.2 |
| Television station advertising sales | | 515120-101 | 06/01 | 104.4 | 102.6 | 109.6 | 3.0 | 6.8 |
| Network television affiliate services | | 515120-102 | 06/01 | 92.3 | 92.3 | 92.3 | 0 | 0 |
| Network television and national syndication services | | 515120-2 | 06/01 | 80.0 | 81.5 | 82.5 | .1 | 1.2 |
| Other receipts | | 515120-SM | 06/01 | 83.3 | (³) | (³) | (³) | (³) |
| Cable networks | 5152 | | 12/03 | 106.5 | 103.2 | 103.3 | -4.6 | .1 |
| Cable networks | 51521 | | 12/03 | 106.5 | 103.2 | 103.3 | -4.6 | .1 |
| Cable and other subscription programming | 515210 | | 12/03 | 106.5 | 103.2 | 103.3 | -4.6 | .1 |
| Primary services | | 515210-P | 12/03 | 106.5 | 103.2 | 103.3 | -4.6 | .1 |
| Cable network advertising services | | 515210-1 | 06/93 | 172.2 | 161.3 | 161.3 | -12.3 | 0 |
| Cable network affiliate services | | 515210-2 | 06/93 | 154.4 | 154.4 | 154.4 | 2.0 | 0 |
| Telecommunications | 517 | | 12/03 | 99.3 | 100.3 | 100.9 | 3.2 | .6 |
| Wired telecommunications carriers | 5171 | | 06/99 | 87.6 | 88.6 | 88.5 | 3.0 | -.1 |
| Wired telecommunications carriers | 51711 | | 12/03 | 101.1 | 102.1 | 102.1 | 3.0 | 0 |
| Wired telecommunications carriers | 517110 | | 12/03 | 101.1 | 102.1 | 102.1 | 3.0 | 0 |
| Primary products | | 517110-P | 12/03 | 101.1 | 102.1 | 102.1 | 3.0 | 0 |
| Local service, except private lines | | 517110-1 | 12/03 | 102.8 | 102.9 | 102.9 | 1.0 | 0 |
| Residence local service | | 517110-111 | 12/03 | 104.3 | 104.3 | 104.3 | 1.0 | 0 |
| Business local service | | 517110-112 | 12/03 | 101.3 | 101.8 | 101.8 | 1.2 | 0 |
| Coin local service | | 517110-113 | 12/03 | 99.4 | 99.4 | 99.4 | 0 | 0 |
| Other local service | | 517110-114 | 12/03 | 103.5 | 102.1 | 103.5 | 1.4 | 1.4 |
| Public switched toll service | | 517110-2 | 12/03 | 98.3 | 101.6 | 101.4 | 6.5 | -.2 |
| Residence switched toll service | | 517110-21 | 12/03 | 106.1 | 113.5 | 113.9 | 10.7 | .4 |
| Intrastate residence switched toll service | | 517110-211 | 12/03 | 97.7 | 99.9 | 100.8 | 6.4 | .9 |
| Interstate residence switched toll service | | 517110-212 | 12/03 | 118.0 | 127.3 | 128.3 | 10.8 | .8 |
| International residence switched toll service | | 517110-213 | 12/03 | 113.9 | 125.1 | 122.9 | 33.9 | -1.8 |
| Business switched toll service | | 517110-22 | 12/03 | 85.4 | 84.4 | 83.7 | -.1 | -.8 |
| Business switched access toll service | | 517110-221 | 12/03 | 86.6 | 84.4 | 83.4 | -.7 | -1.2 |
| Outbound business switched access toll service | | 517110-2211 | 12/03 | 84.8 | 82.9 | 82.1 | -2.8 | -1.0 |
| Intrastate business switched access toll service, outbound | | 517110-22111 | 12/03 | 94.9 | 94.9 | 94.9 | .6 | 0 |
| Interstate business switched access toll service, outbound | | 517110-22112 | 12/03 | 58.1 | 57.1 | 56.2 | -2.8 | -1.6 |
| International business switched access toll service, outbound | | 517110-22113 | 12/03 | 51.0 | 44.7 | 42.9 | -27.4 | -4.0 |
| Inbound business switched access toll service | | 517110-2212 | 12/03 | 89.0 | 86.4 | 85.0 | 2.0 | -1.6 |
| Intrastate business switched access toll service, inbound | | 517110-22121 | 12/03 | 94.6 | 94.6 | 94.5 | 1.6 | -.1 |

See footnotes at end of table.

Table 5. Producer price indexes for the net output of selected industries and their products, not seasonally adjusted
—Continued

| Industry and product ¹ | Industry code | Product code | Index base | Index | | | Percent change to May 2007 from: | |
|--|---------------|--------------|------------|------------------------|------------------------|-----------------------|----------------------------------|------------------|
| | | | | Jan. 2007 ² | Apr. 2007 ² | May 2007 ² | May 2006 | Apr. 2007 |
| Wired telecommunications carriers—Continued | | | | | | | | |
| Interstate business switched access toll service, inbound | | 517110-22122 | 12/03 | 79.4 | 74.5 | 73.5 | 13.3 | -1.3 |
| International business switched access toll service, inbound | | 517110-22123 | 12/03 | 57.5 | 59.5 | 54.2 | -11.7 | -8.9 |
| Business special access switched toll service, except private lines | | 517110-222 | 12/03 | 82.5 | 84.2 | 84.0 | .7 | -.2 |
| Outbound business special access switched toll service | | 517110-2221 | 12/03 | 80.8 | 83.4 | 84.6 | 4.7 | 1.4 |
| Intrastate business special access switched toll service, outbound | | 517110-22211 | 12/03 | 65.6 | 69.0 | 70.8 | 2.2 | 2.6 |
| Interstate business special access switched toll service, outbound | | 517110-22212 | 12/03 | 71.7 | 73.4 | 74.2 | 4.7 | 1.1 |
| International business special access switched toll service, outbound | | 517110-22213 | 12/03 | 81.4 | 89.6 | 87.4 | 5.8 | -2.5 |
| Inbound business special access switched toll service | | 517110-2222 | 12/03 | 86.5 | 85.2 | 81.4 | -6.7 | -4.5 |
| Intrastate business special access switched toll service, inbound | | 517110-22221 | 12/03 | 84.1 | 82.7 | 79.7 | -11.7 | -3.6 |
| Interstate business special access switched toll service, inbound | | 517110-22222 | 12/03 | 69.9 | 68.9 | 65.4 | -10.2 | -5.1 |
| International business special access switched toll service, inbound | | 517110-22223 | 12/03 | 58.8 | 58.4 | 58.7 | -6.8 | .5 |
| Other toll service | | 517110-29 | 12/03 | 71.7 | 70.8 | 70.6 | -6.2 | -.3 |
| Private line service | | 517110-3 | 12/03 | 102.2 | 102.2 | 102.2 | .4 | 0 |
| Intrastate private line service | | 517110-31 | 12/03 | 106.3 | 107.0 | 107.0 | 1.8 | 0 |
| Other telephone services | | 517110-9 | 12/03 | 101.1 | 101.1 | 101.1 | 0 | 0 |
| Wireless telecommunications carriers | 5172 | | 12/03 | 80.3 | 80.4 | 82.6 | 2.6 | 2.7 |
| Wireless telecommunications carriers | 51721 | | 12/03 | 80.3 | 80.4 | 82.6 | 2.6 | 2.7 |
| Paging | 517211 | | 12/03 | 90.4 | 90.4 | 90.2 | -.2 | -.2 |
| Primary services | | 517211-P | 06/99 | 94.9 | 94.9 | 94.7 | -.2 | -.2 |
| Paging | | 517211-1 | 06/99 | 94.9 | 94.9 | 94.7 | -.2 | -.2 |
| Cellular and other wireless carriers | 517212 | | 06/99 | 73.9 | 73.9 | 76.1 | 2.7 | 3.0 |
| Primary services | | 517212-P | 06/99 | 73.0 | 73.1 | 75.2 | 2.7 | 2.9 |
| Cellular and other wireless telecommunications | | 517212-1 | 06/99 | 73.0 | 73.1 | 75.2 | 2.7 | 2.9 |
| Cable and other program distribution | 5175 | | 12/03 | 111.3 | 113.8 | 113.7 | 3.5 | -.1 |
| Cable and other program distribution | 51751 | | 12/03 | 111.3 | 113.8 | 113.7 | 3.5 | -.1 |
| Cable and other program distribution | 517510 | | 12/03 | 111.3 | 113.8 | 113.7 | 3.5 | -.1 |
| Primary services | | 517510-P | 12/03 | 111.5 | 114.4 | 114.3 | 3.7 | -.1 |
| Cable and satellite subscriber services | | 517510-1 | 06/93 | 149.2 | 153.4 | 153.1 | 3.9 | -.2 |
| Local cable system advertising services | | 517510-2 | 06/93 | 160.2 | 159.7 | 162.6 | .7 | 1.8 |
| Other receipts | | 517510-SM | 12/03 | 109.2 | 109.2 | (³) | (³) | (³) |
| ISPs and Web search portals | 5181 | | 06/04 | 73.2 | 72.7 | 73.1 | -25.0 | .6 |
| ISPs and Web search portals | 51811 | | 06/04 | 73.2 | 72.7 | 73.1 | -25.0 | .6 |
| Internet service providers | 518111 | | 06/04 | 70.4 | 70.4 | 70.3 | -27.8 | -.1 |
| Primary services | | 518111-P | 06/04 | 65.6 | 65.6 | 65.5 | -32.7 | -.2 |
| Dial-up and asymmetric DSL Internet access | | 518111-1 | 06/04 | 57.0 | 57.0 | 57.0 | -44.4 | 0 |
| Leased line and symmetric DSL Internet access | | 518111-2 | 06/04 | 78.2 | 78.2 | 78.0 | -10.6 | -.3 |
| Other Internet access and related services | | 518111-3 | 06/04 | 88.6 | 88.7 | 88.6 | -7.4 | -.1 |
| Other receipts | | 518111-SM | 06/04 | 97.9 | 98.0 | 98.1 | .4 | .1 |
| Web search portals | 518112 | | 06/04 | 99.9 | 96.3 | 99.8 | 1.1 | 3.6 |
| Primary services | | 518112-P | 06/04 | 99.3 | 95.6 | 99.2 | 1.4 | 3.8 |
| Web search portal services | | 518112-1 | 06/04 | 99.3 | 95.6 | 99.2 | 1.4 | 3.8 |
| Data processing and related services | 5182 | | 12/03 | 100.1 | 100.1 | 100.5 | .9 | .4 |
| Data processing and related services | 51821 | | 12/03 | 100.1 | 100.1 | 100.5 | .9 | .4 |
| Data processing and related services | 518210 | | 12/00 | 103.3 | 103.3 | 103.7 | .9 | .4 |
| Primary services | | 518210-P | 12/00 | 103.7 | 103.8 | 104.3 | 1.2 | .5 |
| Business process management services | | 518210-1 | 12/00 | 104.4 | 104.5 | 106.0 | 2.4 | 1.4 |
| Data management and storage, information transformation and other services | | 518210-4 | 12/00 | 105.4 | 105.5 | 105.5 | .6 | 0 |
| Hosting, ASP and other IT infrastructure provisioning services | | 518210-5 | 12/06 | 100.0 | 100.0 | 100.0 | (³) | 0 |
| Other receipts | | 518210-SM | 12/00 | 100.3 | 100.3 | 100.3 | 0 | 0 |
| Depository credit intermediation | 5221 | | 12/03 | 114.1 | 116.9 | 112.5 | 3.4 | -3.8 |
| Commercial banking | 52211 | | 12/03 | 115.4 | 118.5 | 114.0 | 3.4 | -3.8 |
| Commercial banking | 522110 | | 12/03 | 115.4 | 118.5 | 114.0 | 3.4 | -3.8 |
| Primary services | | 522110-P | 12/03 | 115.4 | 118.5 | 114.0 | 3.4 | -3.8 |
| Loan services | | 522110-1 | 12/03 | 129.8 | 132.3 | 128.2 | -3.8 | -3.1 |
| Residential real estate loans, except home equity | | 522110-101 | 12/03 | 63.9 | 66.7 | 66.6 | -15.5 | -.1 |
| Nonresidential real estate loans | | 522110-102 | 12/03 | 152.1 | 166.5 | 151.3 | -.3 | -9.1 |
| Home equity loans | | 522110-103 | 12/03 | 192.9 | 187.4 | 181.4 | -1.0 | -3.2 |
| Commercial, industrial, and agricultural loans, except real estate | | 522110-105 | 12/03 | 163.3 | 159.2 | 159.8 | -3.1 | .4 |

See footnotes at end of table.

Table 5. Producer price indexes for the net output of selected industries and their products, not seasonally adjusted
—Continued

| Industry and product ¹ | Industry code | Product code | Index base | Index | | | Percent change to May 2007 from: | |
|--|---------------|--------------|------------|------------------------|------------------------|-----------------------|----------------------------------|------------------|
| | | | | Jan. 2007 ² | Apr. 2007 ² | May 2007 ² | May 2006 | Apr. 2007 |
| Commercial banking—Continued | | | | | | | | |
| New and used auto and truck loans | | 522110-106 | 12/03 | 101.6 | 102.8 | 97.4 | 3.0 | -5.3 |
| Credit cards, overdraft credit, and related plans | | 522110-107 | 12/03 | 120.3 | 121.0 | 115.8 | -2.9 | -4.3 |
| Other loan services | | 522110-108 | 12/03 | 93.7 | 96.9 | 92.0 | -5.6 | -5.1 |
| Deposit services | | 522110-2 | 12/03 | 106.2 | 110.4 | 104.6 | 10.1 | -5.3 |
| Trust services | | 522110-3 | 12/03 | 105.1 | 107.2 | 104.9 | 2.7 | -2.1 |
| Other banking services | | 522110-4 | 12/03 | 106.3 | 106.1 | 106.4 | .1 | .3 |
| Savings institutions | 52212 | | 12/03 | 106.9 | 107.4 | 103.9 | 3.1 | -3.3 |
| Savings institutions | 522120 | | 12/03 | 106.9 | 107.4 | 103.9 | 3.1 | -3.3 |
| Primary services | | 522120-P | 12/03 | 107.1 | 107.5 | 104.0 | 3.1 | -3.3 |
| Loan services | | 522120-1 | 12/03 | 84.2 | 83.3 | 75.7 | -14.1 | -9.1 |
| Residential real estate loans, except home equity | | 522120-101 | 12/03 | 68.4 | 73.7 | 62.3 | -23.4 | -15.5 |
| Nonresidential real estate loans | | 522120-102 | 12/03 | 131.0 | 122.0 | 113.9 | .7 | -6.6 |
| Home equity loans | | 522120-103 | 12/03 | 122.0 | 114.1 | 110.0 | -9.3 | -3.6 |
| Commercial, industrial, and agricultural loans, except real estate | | 522120-105 | 12/03 | 155.2 | 148.8 | 138.9 | 8.4 | -6.7 |
| New and used auto and truck loans | | 522120-106 | 12/03 | 60.7 | 61.6 | 55.9 | -4.4 | -9.3 |
| Other loan services | | 522120-108 | 12/03 | 89.3 | 93.3 | 96.6 | 5.8 | 3.5 |
| Deposit services | | 522120-2 | 12/03 | 135.3 | 137.6 | 139.2 | 19.3 | 1.2 |
| Other banking services | | 522120-3 | 12/03 | 124.0 | 130.6 | 140.2 | 16.3 | 7.4 |
| Security, commodity contracts and like activity | 523 | | 12/03 | 117.8 | 118.1 | 118.7 | 4.6 | .5 |
| Scrt y and comdty contracts intermed and brokerage | 5231 | | 06/00 | 91.5 | 91.2 | 91.9 | 3.1 | .8 |
| Investment banking & securities dealing | 52311 | | 12/03 | 112.2 | 111.0 | 113.0 | 3.0 | 1.8 |
| Investment banking and securities dealing | 523110 | | 12/03 | 112.3 | 111.0 | 113.0 | 3.0 | 1.8 |
| Primary services | | 523110-P | 12/03 | 113.0 | 111.7 | 113.8 | 3.0 | 1.9 |
| Dealer transactions | | 523110-2 | 06/00 | 63.3 | 62.5 | 64.6 | -3 | 3.4 |
| Dealer transactions, market making in over-the-counter equities | | 523110-201 | 06/05 | 106.1 | 91.4 | 106.6 | -1.8 | 16.6 |
| Dealer transactions, debt securities and all other trading | | 523110-202 | 06/00 | 93.0 | 92.4 | 94.9 | .2 | 2.7 |
| Investment banking services | | 523110-3 | 06/00 | 121.6 | 120.2 | 120.1 | .3 | -.1 |
| Other securities dealing services | | 523110-4 | 12/03 | 145.5 | 145.4 | 145.8 | 13.5 | .3 |
| Securities brokerage | 52312 | | 12/03 | 107.9 | 108.2 | 108.1 | 3.8 | -.1 |
| Securities brokerage | 523120 | | 12/03 | 107.8 | 108.1 | 108.1 | 3.8 | 0 |
| Primary services | | 523120-P | 12/03 | 108.4 | 108.8 | 108.7 | 4.2 | -.1 |
| Brokerage services | | 523120-1 | 06/00 | 100.3 | 99.9 | 99.8 | 2.7 | -.1 |
| Brokerage services, exchange-listed equities | | 523120-101 | 06/00 | 103.0 | 102.8 | 102.7 | 3.1 | -.1 |
| Brokerage services, all other securities | | 523120-102 | 06/00 | 96.4 | 95.7 | 95.7 | 2.0 | 0 |
| Other securities related services including margin lending and mutual fund sales | | 523120-4 | 06/00 | 85.2 | 86.5 | 86.4 | 6.9 | -.1 |
| Other receipts | | 523120-SM | 12/03 | 102.2 | 102.2 | 102.2 | 0 | 0 |
| Portfolio management | 52392 | | 12/03 | 133.5 | 135.7 | 135.9 | 8.6 | .1 |
| Portfolio management | 523920 | | 06/02 | 131.8 | 134.0 | 134.1 | 8.6 | .1 |
| Primary services | | 523920-P | 06/02 | 138.9 | 141.4 | 141.6 | 10.0 | .1 |
| Mutual fund management | | 523920-1 | 06/02 | 147.4 | 151.1 | 152.0 | 12.3 | .6 |
| Private portfolio management | | 523920-2 | 06/02 | 132.5 | 134.3 | 134.0 | 8.6 | -.2 |
| Other receipts | | 523920-SM | 06/02 | 81.7 | (²) | (²) | (²) | (²) |
| Investment advice | 52393 | | 12/03 | 128.4 | 128.4 | 128.4 | 1.7 | 0 |
| Investment advice | 523930 | | 12/03 | 128.4 | 128.4 | 128.4 | 1.7 | 0 |
| Primary services | | 523930-P | 06/02 | 134.0 | 134.0 | 134.0 | .8 | 0 |
| Investment advice | | 523930-1 | 06/02 | 134.0 | 134.0 | 134.0 | .8 | 0 |
| Insurance carriers and related activities | 524 | | 12/03 | 107.2 | 107.5 | 107.5 | 1.1 | 0 |
| Insurance carriers | 5241 | | 12/03 | 107.2 | 107.5 | 107.5 | 1.1 | 0 |
| Direct life/health/medical insurance carriers | 52411 | | 12/03 | 108.7 | 109.2 | 109.3 | 1.7 | .1 |
| Direct life insurance carriers | 524113 | | 12/98 | 107.1 | 107.0 | 107.1 | .2 | .1 |
| Primary services | | 524113-P | 12/98 | 106.9 | 106.8 | 106.9 | .2 | .1 |
| Life insurance policies | | 524113-1 | 12/98 | 102.9 | 102.8 | 102.9 | .1 | .1 |
| Individual life insurance policies | | 524113-101 | 12/98 | 107.0 | 107.0 | 107.0 | .4 | 0 |
| Term life insurance policies | | 524113-10101 | 12/98 | 106.2 | 106.2 | 106.3 | .1 | .1 |
| Whole life insurance policies | | 524113-10102 | 12/98 | 109.4 | 109.5 | 109.5 | .5 | 0 |
| Universal life insurance policies | | 524113-10103 | 12/98 | 106.4 | 106.3 | 106.3 | .4 | 0 |
| Other individual life insurance policies | | 524113-10104 | 12/98 | 106.7 | 106.6 | 106.6 | 1.1 | 0 |
| Group life insurance policies | | 524113-102 | 12/98 | 95.6 | 95.1 | 95.1 | -1.2 | 0 |
| Annuities | | 524113-2 | 12/98 | 125.6 | 125.6 | 125.8 | 1.3 | .2 |

See footnotes at end of table.

Table 5. Producer price indexes for the net output of selected industries and their products, not seasonally adjusted
—Continued

| Industry and product ¹ | Industry code | Product code | Index base | Index | | | Percent change to May 2007 from: | |
|--|---------------|--------------|------------|------------------------|------------------------|-----------------------|----------------------------------|------------------|
| | | | | Jan. 2007 ² | Apr. 2007 ² | May 2007 ² | May 2006 | Apr. 2007 |
| Direct life insurance carriers—Continued | | | | | | | | |
| Variable deferred annuities | | 524113-201 | 12/98 | 139.2 | 139.8 | 140.0 | 1.0 | 0.1 |
| Fixed-rate deferred annuities | | 524113-202 | 12/98 | 120.1 | 119.8 | 120.1 | 2.0 | .3 |
| Immediate annuities | | 524113-203 | 12/98 | 117.0 | 116.9 | 116.9 | .3 | 0 |
| Disability insurance policies | | 524113-3 | 06/06 | 99.5 | 99.5 | 99.4 | (³) | -.1 |
| Direct health and medical insurance carriers | 524114 | | 12/02 | 123.6 | 124.6 | 124.8 | 2.8 | .2 |
| Primary services | | 524114-P | 12/02 | 124.6 | 125.7 | 125.9 | 2.9 | .2 |
| Medical service plans | | 524114-1 | 12/02 | 127.8 | 128.8 | 129.1 | 3.0 | .2 |
| Group comprehensive medical service plans | | 524114-101 | 12/02 | 126.4 | 127.2 | 127.3 | 2.7 | .1 |
| Group managed care medical service plans | | 524114-10101 | 12/02 | 125.4 | 125.8 | 125.9 | 2.4 | .1 |
| Group fee-for-service medical service plans | | 524114-10102 | 12/02 | 128.5 | 130.0 | 130.0 | 3.6 | 0 |
| Other group and individual medical service plans | | 524114-102 | 12/02 | 131.5 | 134.3 | 135.9 | 5.0 | 1.2 |
| Individual comprehensive medical service plans | | 524114-10201 | 12/02 | 158.2 | 166.7 | 171.9 | 12.1 | 3.1 |
| Dental service plans | | 524114-10202 | 12/02 | 113.6 | 113.7 | 113.7 | .7 | 0 |
| Supplemental Medicare service plans | | 524114-10203 | 12/02 | 109.6 | 109.6 | 109.8 | 1.3 | .2 |
| Other medical service plans | | 524114-10204 | 12/02 | 136.2 | 136.2 | 136.2 | 1.0 | 0 |
| Accident and health insurance | | 524114-2 | 12/02 | 104.4 | 105.8 | 105.8 | 1.7 | 0 |
| Other receipts | | 524114-SM | 12/02 | 108.0 | 108.0 | 108.0 | 1.0 | 0 |
| Other direct insurance carriers | 52412 | | 12/98 | 122.3 | 122.3 | 122.0 | .2 | -.2 |
| Direct property and casualty insurers | 524126 | | 06/98 | 122.4 | 122.4 | 122.1 | .2 | -.2 |
| Primary services | | 524126-P | 06/98 | 122.5 | 122.5 | 122.2 | .2 | -.2 |
| Private passenger auto insurance | | 524126-1 | 06/98 | 126.5 | 126.4 | 125.7 | -.2 | -.6 |
| Homeowner's insurance | | 524126-2 | 06/98 | 154.9 | 154.9 | 155.5 | 1.3 | .4 |
| Commercial auto insurance | | 524126-3 | 06/98 | 114.5 | 114.2 | 114.1 | -.7 | -.1 |
| Non-auto liability insurance | | 524126-4 | 06/98 | 114.6 | 114.6 | 114.5 | .5 | -.1 |
| Medical malpractice insurance | | 524126-402 | 06/98 | 126.7 | 126.7 | 126.6 | .6 | -.1 |
| Product and other non-auto liability insurance | | 524126-403 | 06/98 | 111.2 | 111.1 | 111.0 | .5 | -.1 |
| Commercial multiple peril insurance | | 524126-5 | 06/98 | 111.1 | 110.9 | 110.9 | -.4 | 0 |
| Worker's compensation insurance | | 524126-6 | 06/98 | 115.3 | 115.3 | 115.4 | 1.4 | .1 |
| Other property and casualty insurance | | 524126-7 | 12/03 | 102.0 | 102.2 | 102.1 | .7 | -.1 |
| Insurance agencies and brokerages | 52421 | | 12/03 | 102.6 | 102.8 | 102.9 | .7 | .1 |
| Insurance agencies and brokerages | 524210 | | 12/02 | 106.3 | 106.5 | 106.5 | .7 | 0 |
| Primary services | | 524210-P | 12/02 | 106.6 | 106.8 | 106.9 | .7 | .1 |
| Sale of property and casualty insurance | | 524210-11 | 12/02 | 105.3 | 105.3 | 105.3 | -.2 | 0 |
| Sale of private passenger auto insurance | | 524210-111 | 12/02 | 101.1 | 101.1 | 101.2 | -.3 | .1 |
| Sale of homeowner's insurance | | 524210-112 | 12/02 | 107.3 | 107.3 | 107.5 | .5 | .2 |
| Sale of other property and casualty insurance | | 524210-113 | 12/02 | 108.3 | 108.3 | 108.4 | -.1 | -.1 |
| Sale of life insurance and annuities | | 524210-12 | 12/02 | 101.3 | 101.3 | 101.4 | .1 | .1 |
| Sale of health insurance | | 524210-13 | 12/02 | 117.3 | 119.3 | 119.3 | 4.6 | 0 |
| Sale of other insurance | | 524210-14 | 12/02 | 100.3 | 100.3 | 100.3 | 0 | 0 |
| Other receipts | | 524210-SM | 12/02 | 101.3 | 101.3 | 101.3 | .5 | 0 |
| Lessors of nonres bldg (exc miniwarehouse) | 53112 | | 12/03 | 105.7 | 106.0 | 105.4 | -2.0 | -.6 |
| Lessors of nonresidential buildings | 531120 | | 12/95 | 123.7 | 124.0 | 123.3 | -2.0 | -.6 |
| Primary services | | 531120-P | 12/95 | 120.9 | 121.2 | 120.4 | -2.3 | -.7 |
| Lessors of shopping centers and retail stores | | 531120-1 | 12/95 | 112.5 | 111.8 | 112.6 | -1.1 | .7 |
| Leasing of open shopping centers | | 531120-104 | 12/02 | 109.8 | 110.5 | 110.6 | -1.3 | .1 |
| Leasing of enclosed shopping centers | | 531120-105 | 12/02 | 99.8 | 93.2 | 98.4 | 2.2 | 5.6 |
| Lessors of professional and office buildings | | 531120-2 | 12/95 | 125.4 | 126.6 | 126.1 | -.7 | -.4 |
| Lessors of manufacturing and industrial buildings | | 531120-3 | 12/95 | 131.8 | 132.2 | 129.3 | 1.4 | -2.2 |
| Lessors of other nonresidential buildings and facilities | | 531120-7 | 12/02 | 105.0 | 101.8 | 96.3 | -15.5 | -5.4 |
| Other receipts | | 531120-SM | 12/95 | 157.5 | 157.5 | (³) | (³) | (³) |
| Lessors of miniwarehouse and self storage units | 53113 | | 12/03 | 109.1 | 107.6 | 109.3 | .5 | 1.6 |
| Miniwarehouse and self-storage unit operators | 531130 | | 12/03 | 109.1 | 107.5 | 109.3 | .5 | 1.7 |
| Primary services | | 531130-P | 06/93 | 164.5 | 162.1 | 164.7 | .4 | 1.6 |
| Miniwarehouse and self-storage unit operators | | 531130-1 | 06/93 | 164.5 | 162.1 | 164.7 | .4 | 1.6 |
| Other receipts | | 531130-SM | 12/03 | 112.0 | 112.0 | 112.0 | 0 | 0 |
| Offices of real estate agents and brokers | 5312 | | 12/03 | 110.5 | 111.4 | 110.5 | -.1 | -.8 |
| Offices of real estate agents and brokers | 53121 | | 12/03 | 110.5 | 111.4 | 110.5 | -.1 | -.8 |
| Offices of real estate agents and brokers | 531210 | | 12/03 | 110.4 | 111.3 | 110.4 | -.1 | -.8 |
| Primary services | | 531210-P | 12/03 | 110.1 | 111.0 | 110.0 | -.2 | -.9 |
| Real estate brokerage, residential property sales and rental | | 531210-1 | 12/95 | 145.4 | 146.9 | 145.4 | -.1 | -1.0 |
| Real estate brokerage, nonresidential property sales and rental including land sales and renta | | 531210-6 | 12/06 | 100.0 | 100.0 | 100.1 | (³) | .1 |
| Other receipts | | 531210-SM | 12/03 | 116.6 | (³) | (³) | (³) | (³) |

See footnotes at end of table.

Table 5. Producer price indexes for the net output of selected industries and their products, not seasonally adjusted
—Continued

| Industry and product ¹ | Industry code | Product code | Index base | Index | | | Percent change to May 2007 from: | |
|--|---------------|--------------|------------|------------------------|------------------------|-----------------------|----------------------------------|------------------|
| | | | | Jan. 2007 ² | Apr. 2007 ² | May 2007 ² | May 2006 | Apr. 2007 |
| Real estate property managers | 53131 | | 12/03 | 103.1 | 104.1 | 103.2 | 0.1 | -0.9 |
| Residential property managers | 531311 | | 12/03 | 104.7 | 104.5 | 105.6 | 1.6 | 1.1 |
| Primary services | | 531311-P | 12/03 | 105.7 | 105.5 | 106.9 | 1.7 | 1.3 |
| Residential property managers | | 531311-1 | 12/95 | 110.4 | 110.2 | 111.6 | 1.6 | 1.3 |
| Other receipts | | 531311-SM | 12/03 | 99.4 | (³) | 99.4 | 1.7 | (³) |
| Nonresidential property managers | 531312 | | 12/03 | 100.5 | 103.3 | 99.3 | -2.5 | -3.9 |
| Primary services | | 531312-P | 12/03 | 100.5 | 103.3 | 99.3 | -2.5 | -3.9 |
| Nonresidential property managers | | 531312-1 | 12/95 | 111.6 | 114.7 | 110.3 | -2.5 | -3.8 |
| Offices of real estate appraisers | 531320 | | 12/03 | 109.8 | 109.0 | 109.3 | 2.5 | .3 |
| Primary services | | 531320-P | 12/03 | 105.5 | 104.8 | 105.0 | 1.2 | .2 |
| Offices of real estate appraisers | | 531320-1 | 12/95 | 112.8 | 112.0 | 112.2 | 1.2 | .2 |
| Automotive equipment rental and leasing | 5321 | | 06/01 | 119.7 | 115.9 | 113.0 | 1.3 | -2.5 |
| Passenger car rental and leasing | 53211 | | 12/03 | 107.9 | 106.3 | 102.0 | -2.7 | -4.0 |
| Passenger car rental | 532111 | | 12/91 | 158.5 | 156.2 | 149.8 | -2.6 | -4.1 |
| Primary services | | 532111-P | 12/91 | 156.0 | 153.5 | 146.5 | -3.2 | -4.6 |
| Standard passenger car rental | | 532111-2 | 12/91 | 157.3 | 154.9 | 148.4 | -3.0 | -4.2 |
| Passenger car rental for business travel | | 532111-211 | 12/98 | 109.5 | 109.2 | 108.9 | .8 | -.3 |
| Passenger car rental for leisure travel | | 532111-221 | 12/98 | 141.4 | 137.7 | 126.9 | -7.2 | -7.8 |
| Replacement passenger car rental | | 532111-3 | 12/91 | 163.6 | 160.4 | 151.1 | -3.8 | -5.8 |
| Other receipts | | 532111-SM | 12/91 | 197.4 | (³) | (³) | (³) | (³) |
| Truck, utility trailer and RV rental and leasing | 53212 | | 12/03 | 112.6 | 106.1 | 105.9 | 8.2 | -.2 |
| Truck, trailer and RV rental and leasing | 532120 | | 06/91 | 129.3 | 121.8 | 121.6 | 8.2 | -.2 |
| Primary services | | 532120-P | 06/91 | 127.2 | 118.8 | 118.6 | 7.0 | -.2 |
| Truck and utility trailer rental | | 532120-1 | 06/91 | 141.1 | 121.5 | 121.3 | 13.8 | -.2 |
| Truck, truck tractor and truck trailer leasing | | 532120-2 | 06/91 | 111.1 | 112.0 | 112.0 | 1.1 | 0 |
| Truck leasing | | 532120-211 | 06/91 | 118.2 | 119.1 | 118.9 | .8 | -.2 |
| Truck tractor leasing | | 532120-212 | 06/91 | 107.9 | 109.4 | 109.4 | 2.0 | 0 |
| Truck trailer leasing | | 532120-213 | 06/91 | 101.9 | 100.7 | 101.4 | -.6 | .7 |
| Recreational vehicle rental | | 532120-3 | 12/98 | 117.4 | 119.9 | 142.8 | 18.0 | 19.1 |
| Other receipts | | 532120-SM | 06/91 | 134.5 | 134.5 | (³) | (³) | (³) |
| Other heavy machinery rental and leasing | 532412 | | 12/03 | 118.0 | 118.2 | 118.2 | 7.9 | 0 |
| Primary services | | 532412-P | 12/03 | 117.5 | 117.6 | 117.7 | 9.0 | .1 |
| Construction equipment rental and leasing | | 532412-1 | 12/03 | 113.3 | 113.3 | 113.4 | 5.8 | .1 |
| Oilfield and well drilling equipment rental and leasing | | 532412-2 | 12/03 | 132.2 | 132.5 | 132.4 | 19.5 | -.1 |
| Other receipts | | 532412-SM | 12/03 | 120.7 | 121.2 | 121.1 | 4.3 | -.1 |
| Legal services | 5411 | | 12/96 | 151.7 | 153.0 | 153.7 | 6.1 | .5 |
| Offices of lawyers | 54111 | | 12/96 | 151.7 | 153.0 | 153.7 | 6.1 | .5 |
| Offices of lawyers | 541110 | | 12/96 | 151.7 | 153.0 | 153.7 | 6.1 | .5 |
| Primary services | | 541110-P | 12/96 | 151.3 | 152.5 | 153.2 | 6.1 | .5 |
| Corporate legal services | | 541110-1 | 12/96 | 169.7 | 170.8 | 173.2 | 8.9 | 1.4 |
| Real estate legal services | | 541110-2 | 12/96 | 145.5 | 147.7 | 147.6 | 5.1 | -.1 |
| Civil negligence legal services | | 541110-3 | 12/96 | 133.2 | 134.2 | 134.8 | 4.2 | .4 |
| Defendant representation | | 541110-301 | 12/96 | 157.9 | 159.8 | 160.8 | 6.3 | .6 |
| Plaintiff representation | | 541110-302 | 12/96 | 104.0 | 104.0 | 104.1 | .6 | .1 |
| Banking and commercial legal services | | 541110-4 | 12/96 | 176.7 | 177.8 | 178.1 | 6.5 | .2 |
| Insurance legal services | | 541110-5 | 12/96 | 131.7 | 132.0 | 132.0 | 3.0 | 0 |
| Wills, estate planning, and probate | | 541110-6 | 12/96 | 158.9 | 159.3 | 159.3 | 7.6 | 0 |
| Other legal services | | 541110-7 | 12/96 | 152.4 | 154.0 | 154.5 | 6.2 | .3 |
| Offices of certified public accountants | 541211 | | 12/03 | 110.3 | 110.7 | 111.5 | 4.7 | .7 |
| Primary services | | 541211-P | 12/03 | 110.2 | 110.7 | 111.6 | 5.5 | .8 |
| Auditing | | 541211-4 | 06/95 | 145.2 | 150.9 | 149.0 | 5.5 | -1.3 |
| Tax preparation and planning | | 541211-5 | 06/95 | 138.1 | 133.4 | 140.1 | 7.4 | 5.0 |
| Compilation and review | | 541211-6 | 06/95 | 151.3 | 151.8 | 151.6 | 6.3 | -.1 |
| Bookkeeping and billing services | | 541211-7 | 12/02 | 106.5 | 107.2 | 106.7 | 2.2 | -.5 |
| Multiple services transactions and other accounting services | | 541211-8 | 06/95 | 127.3 | 127.6 | 127.4 | 4.2 | -.2 |
| Other receipts | | 541211-SM | 12/03 | 110.4 | 110.4 | (³) | (³) | (³) |
| Other accounting services | 541219 | | 12/03 | 106.0 | 106.1 | 106.0 | 5.3 | -.1 |
| Primary services | | 541219-P | 12/03 | 106.2 | 106.3 | 106.1 | 5.4 | -.2 |
| Other accounting services | | 541219-1 | 12/03 | 106.2 | 106.3 | 106.1 | 5.4 | -.2 |
| Architectural, engineering and related services | 5413 | | 12/96 | 138.3 | 139.3 | 139.9 | 4.3 | .4 |
| Architectural services | 54131 | | 12/03 | 108.5 | 108.6 | 108.7 | 2.8 | .1 |

See footnotes at end of table.

Table 5. Producer price indexes for the net output of selected industries and their products, not seasonally adjusted
—Continued

| Industry and product ¹ | Industry code | Product code | Index base | Index | | | Percent change to May 2007 from: | |
|--|---------------|--------------|------------|------------------------|------------------------|-----------------------|----------------------------------|-----------|
| | | | | Jan. 2007 ² | Apr. 2007 ² | May 2007 ² | May 2006 | Apr. 2007 |
| Architectural services | 541310 | | 12/96 | 131.0 | 131.2 | 131.2 | 2.7 | 0.0 |
| Primary services | | 541310-P | 12/96 | 135.2 | 135.4 | 135.4 | 3.0 | 0 |
| Residential dwelling architecture | | 541310-1 | 12/96 | 147.2 | 147.2 | 147.2 | 1.5 | 0 |
| Commercial and industrial architecture | | 541310-2 | 12/96 | 133.7 | 133.9 | 133.9 | 2.7 | 0 |
| Public and institutional facility architecture | | 541310-3 | 12/96 | 132.6 | 132.8 | 132.9 | 3.3 | .1 |
| Architectural advisory and predesign services | | 541310-5 | 06/03 | 113.4 | 113.5 | 113.5 | 4.4 | 0 |
| Other architectural services | | 541310-6 | 12/96 | 131.7 | 131.7 | 131.7 | 5.5 | 0 |
| Other receipts | | 541310-SM | 12/96 | 159.7 | 159.7 | 159.7 | .8 | 0 |
| Engineering services | 54133 | | 12/03 | 110.7 | 111.7 | 112.2 | 4.6 | .4 |
| Engineering services | 541330 | | 12/96 | 139.8 | 141.0 | 141.7 | 4.6 | .5 |
| Primary services | | 541330-P | 12/96 | 137.9 | 139.3 | 140.1 | 5.2 | .6 |
| Building-related engineering | | 541330-1 | 12/96 | 135.2 | 137.6 | 138.1 | 5.7 | .4 |
| Nonbuilding-related engineering | | 541330-2 | 12/96 | 137.6 | 137.6 | 138.9 | 4.5 | .9 |
| Other receipts | | 541330-SM | 12/96 | 148.1 | 148.3 | 148.3 | 1.9 | 0 |
| Management and technical consulting services | 5416 | | 06/06 | 101.9 | 102.5 | 103.0 | (⁰) | .5 |
| Management consulting services | 54161 | | 06/06 | 101.9 | 102.5 | 103.0 | (⁰) | .5 |
| Management consulting services | 541610 | | 06/06 | 101.9 | 102.5 | 103.0 | (⁰) | .5 |
| Primary services | | 541610-P | 06/06 | 102.1 | 102.7 | 103.2 | (⁰) | .5 |
| Administrative and general management consulting services | | 541610-1 | 06/06 | 103.2 | 102.8 | 103.5 | (⁰) | .7 |
| Human resources and executive search consulting services | | 541610-2 | 06/06 | 101.0 | 101.0 | 101.0 | (⁰) | 0 |
| Executive search consulting services | | 541610-21 | 06/06 | 100.9 | 100.9 | 100.9 | (⁰) | 0 |
| All other human resources consulting services | | 541610-22 | 06/06 | 101.9 | 101.9 | 101.9 | (⁰) | 0 |
| Marketing consulting services | | 541610-3 | 06/06 | 100.0 | 105.5 | 105.5 | (⁰) | 0 |
| Process, physical distribution and logistics consulting services | | 541610-4 | 06/06 | 100.0 | 100.0 | 100.9 | (⁰) | .9 |
| Other management consulting services | | 541610-8 | 06/06 | 101.3 | 101.3 | 101.3 | (⁰) | 0 |
| Other receipts | | 541610-SM | 06/06 | 100.0 | 100.0 | 100.8 | (⁰) | .8 |
| Advertising agencies | 54181 | | 12/03 | 104.4 | 105.0 | 105.1 | 1.5 | .1 |
| Advertising agencies | 541810 | | 06/95 | 126.6 | 127.3 | 127.4 | 1.5 | .1 |
| Primary services | | 541810-P | 06/95 | 127.4 | 128.2 | 128.4 | 1.6 | .2 |
| Ad creation, billed separately | | 541810-1 | 06/95 | 127.1 | 127.1 | 127.5 | .9 | .3 |
| Media placement, incl. ad creation not billed separately | | 541810-2 | 06/95 | 125.7 | 127.0 | 127.0 | 2.1 | 0 |
| Newspapers | | 541810-201 | 06/95 | 179.1 | 179.7 | 181.2 | 2.3 | .8 |
| Periodicals | | 541810-202 | 06/95 | 131.0 | 131.3 | 131.1 | .5 | -.2 |
| Television | | 541810-203 | 06/95 | 116.6 | 118.9 | 117.4 | 2.0 | -1.3 |
| Radio, Internet, and other media placements | | 541810-204 | 06/95 | 114.2 | 116.2 | 116.7 | 3.5 | .4 |
| Other receipts | | 541810-SM | 06/95 | 123.2 | 123.2 | 123.2 | 4.3 | 0 |
| Employment services | 5613 | | 12/96 | 120.8 | 121.3 | 121.1 | 2.3 | -.2 |
| Employment placement agencies | 56131 | | 12/03 | 104.3 | 104.9 | 105.5 | 1.2 | .6 |
| Employment placement agencies | 561310 | | 12/03 | 104.3 | 104.9 | 105.5 | 1.2 | .6 |
| Primary services | | 561310-P | 12/03 | 104.7 | 105.6 | 106.6 | 2.1 | .9 |
| Contingency payment recruiting | | 561310-1 | 12/01 | 97.5 | 97.9 | 99.1 | 1.5 | 1.2 |
| Information technology | | 561310-111 | 12/01 | 101.3 | 105.6 | 105.3 | 10.1 | -.3 |
| Engineering, manufacturing, and technology | | 561310-121 | 06/94 | 96.1 | 94.7 | 103.5 | 3.4 | 9.3 |
| Accounting and financial | | 561310-131 | 06/94 | 106.3 | 106.3 | 106.3 | .7 | 0 |
| Sales and marketing | | 561310-141 | 06/94 | 96.8 | 96.8 | 96.8 | -2.0 | 0 |
| Operations, administration, and human resources | | 561310-151 | 12/01 | 108.9 | 108.9 | 108.9 | .1 | 0 |
| Other occupations | | 561310-161 | 06/94 | 107.9 | 107.9 | 107.9 | -1.1 | 0 |
| Internet recruiting services | | 561310-2 | 12/01 | 134.5 | 136.9 | 137.7 | 3.5 | .6 |
| Other receipts | | 561310-SM | 12/03 | 102.6 | 102.6 | 102.6 | -.4 | 0 |
| Temporary help services | 56132 | | 12/03 | 108.2 | 109.0 | 108.6 | 2.5 | -.4 |
| Temporary help services | 561320 | | 12/03 | 108.2 | 109.1 | 108.7 | 2.5 | -.4 |
| Primary services | | 561320-P | 06/94 | 124.9 | 125.9 | 125.4 | 2.5 | -.4 |
| Office and clerical occupations | | 561320-1 | 06/94 | 131.4 | 131.3 | 130.3 | 2.1 | -.8 |
| Light and heavy industrial occupations | | 561320-2 | 06/94 | 125.2 | 125.2 | 125.7 | 1.2 | .4 |
| Technical and professional occupations | | 561320-3 | 06/94 | 79.0 | 83.2 | 82.2 | 8.4 | -1.2 |
| Medical personnel occupations | | 561320-4 | 06/94 | 136.9 | 137.3 | 137.3 | 2.3 | 0 |
| Other temporary help supply services | | 561320-5 | 06/94 | 130.3 | 131.0 | 130.4 | .3 | -.5 |
| Other receipts | | 561320-SM | 12/03 | 118.1 | 118.1 | 118.1 | 1.1 | 0 |
| Employee leasing services | 56133 | | 12/03 | 107.3 | 107.3 | 107.3 | 2.4 | 0 |
| Professional employer organizations | 561330 | | 12/03 | 107.3 | 107.3 | 107.3 | 2.4 | 0 |
| Primary services | | 561330-P | 06/94 | 138.7 | 138.7 | 138.7 | 2.4 | 0 |
| Employee leasing services | | 561330-1 | 06/94 | 138.7 | 138.7 | 138.7 | 2.4 | 0 |

See footnotes at end of table.

Table 5. Producer price indexes for the net output of selected industries and their products, not seasonally adjusted
—Continued

| Industry and product ¹ | Industry code | Product code | Index base | Index | | | Percent change to May 2007 from: | |
|--|---------------|--------------|------------|------------------------|------------------------|-----------------------|----------------------------------|------------------|
| | | | | Jan. 2007 ² | Apr. 2007 ² | May 2007 ² | May 2006 | Apr. 2007 |
| Travel agencies | 56151 | | 12/03 | 100.5 | 100.9 | 101.2 | 2.1 | 0.3 |
| Travel agencies | 561510 | | 12/89 | 112.6 | 113.1 | 113.3 | 2.1 | .2 |
| Primary services | | 561510-P | 12/89 | 112.8 | 113.3 | 113.6 | 2.3 | .3 |
| Airline arrangements | | 561510-1 | 12/89 | 95.8 | 96.9 | 97.8 | 8.2 | .9 |
| Domestic flights | | 561510-111 | 12/89 | 104.9 | 105.9 | 106.3 | 5.7 | .4 |
| Business domestic airline bookings | | 561510-11101 | 06/02 | 93.5 | 94.2 | 93.9 | 1.4 | -.3 |
| Leisure domestic airline bookings | | 561510-11102 | 06/02 | 90.2 | 91.2 | 91.9 | 9.0 | .8 |
| International flights | | 561510-112 | 12/89 | 61.3 | 62.2 | 63.2 | 8.4 | 1.6 |
| Business international airline bookings | | 561510-11201 | 06/02 | 98.0 | 98.2 | 98.2 | 4.2 | 0 |
| Leisure international airline bookings | | 561510-11202 | 06/02 | 102.1 | 104.4 | 107.3 | 11.2 | 2.8 |
| Other travel arrangements, except airline | | 561510-2 | 12/89 | 159.5 | 159.5 | 159.3 | -1.3 | -.1 |
| Hotel and car rental bookings | | 561510-211 | 12/89 | 170.9 | 171.7 | 170.9 | -5.9 | -.5 |
| Cruise and tour bookings | | 561510-222 | 06/02 | 100.6 | 100.5 | 100.4 | -2.0 | -.1 |
| Other travel arrangements and service fees | | 561510-233 | 06/02 | 108.8 | 108.8 | 108.8 | 27.1 | 0 |
| Other receipts | | 561510-SM | 06/02 | 115.5 | 115.5 | (³) | (³) | (³) |
| Security guards and patrol services | 561612 | | 12/04 | 103.9 | 103.8 | 104.5 | 2.2 | .7 |
| Primary services | | 561612-P | 12/04 | 104.1 | 104.0 | 104.7 | 2.2 | .7 |
| Security guards and patrol services | | 561612-1 | 12/04 | 104.1 | 104.0 | 104.7 | 2.2 | .7 |
| Other receipts | | 561612-SM | 12/04 | 100.0 | 100.0 | (³) | (³) | (³) |
| Janitorial services | 56172 | | 12/03 | 105.1 | 105.4 | 105.6 | 1.9 | .2 |
| Janitorial services | 561720 | | 12/94 | 124.3 | 124.7 | 124.9 | 1.9 | .2 |
| Primary services | | 561720-P | 12/94 | 124.4 | 124.8 | 125.0 | 2.0 | .2 |
| Nonresidential cleaning services | | 561720-3 | 06/03 | 103.4 | 103.8 | 103.9 | 1.0 | .1 |
| Residential cleaning services | | 561720-4 | 06/03 | 125.0 | 125.0 | 125.6 | 11.9 | .5 |
| Other receipts | | 561720-SM | 12/94 | 120.3 | 120.3 | 120.3 | 0 | 0 |
| Waste collection | 5621 | | 12/03 | 106.1 | 107.2 | 107.2 | 3.1 | 0 |
| Waste collection | 56211 | | 12/03 | 106.1 | 107.2 | 107.2 | 3.1 | 0 |
| Solid waste collection | 562111 | | 12/03 | 106.1 | 107.2 | 107.2 | 3.1 | 0 |
| Primary services | | 562111-P | 06/93 | 143.7 | 145.4 | 145.4 | 3.1 | 0 |
| Solid waste collection | | 562111-2 | 06/93 | 143.7 | 145.4 | 145.4 | 3.1 | 0 |
| Offices of physicians | 6211 | | 12/96 | 121.9 | 122.3 | 122.3 | 4.4 | 0 |
| Offices of physicians | 62111 | | 12/96 | 121.9 | 122.3 | 122.3 | 4.4 | 0 |
| Offices of physicians, except mental health | 621111 | | 12/93 | 131.5 | 132.0 | 131.9 | 4.3 | -.1 |
| Primary services | | 621111-P | 12/93 | 131.6 | 132.1 | 132.0 | 4.3 | -.1 |
| One and two physician practices and single specialty group practices | | 621111-4 | 12/93 | 129.5 | 129.9 | 129.9 | 4.0 | 0 |
| General/family practice | | 621111-411 | 12/93 | 142.7 | 143.7 | 144.3 | 7.6 | .4 |
| Internal medicine | | 621111-412 | 12/99 | 121.0 | 121.5 | 122.0 | 12.8 | .4 |
| General surgery and other surgical specialties | | 621111-413 | 12/99 | 103.3 | 103.4 | 103.3 | -1 | -.1 |
| Pediatrics | | 621111-414 | 12/93 | 188.2 | 188.2 | 188.2 | 5.7 | 0 |
| Obstetrics/gynecology | | 621111-415 | 12/93 | 134.9 | 134.9 | 134.9 | 1.7 | 0 |
| Other specialty | | 621111-419 | 12/99 | 111.7 | 111.9 | 111.6 | -6 | -.3 |
| Multispecialty group practice | | 621111-5 | 12/93 | 141.5 | 142.5 | 141.9 | 6.9 | -.4 |
| Medical and diagnostic laboratories | 6215 | | 12/03 | 106.7 | 106.4 | 106.7 | 2.2 | .3 |
| Medical and diagnostic laboratories | 62151 | | 12/03 | 106.7 | 106.4 | 106.7 | 2.2 | .3 |
| Medical laboratories | 621511 | | 12/03 | 106.1 | 106.4 | 106.2 | .1 | -.2 |
| Primary services | | 621511-P | 06/94 | 126.4 | 126.7 | 126.5 | .2 | -.2 |
| Medical laboratory services | | 621511-2 | 06/94 | 126.4 | 126.7 | 126.5 | .2 | -.2 |
| Other receipts | | 621511-SM | 06/06 | 100.0 | (³) | (³) | (³) | (³) |
| Diagnostic imaging centers | 621512 | | 12/03 | 106.9 | 106.0 | 106.9 | 5.3 | .8 |
| Primary services | | 621512-P | 06/94 | 112.3 | 111.3 | 112.3 | 5.3 | .9 |
| Diagnostic imaging services | | 621512-4 | 06/94 | 112.3 | 111.3 | 112.3 | 5.3 | .9 |
| Other receipts | | 621512-SM | 12/03 | (³) | (³) | (³) | (³) | (³) |
| Home health care services | 6216 | | 12/96 | 122.9 | 122.7 | 122.9 | 1.0 | .2 |
| Home health care services | 62161 | | 12/96 | 122.9 | 122.7 | 122.9 | 1.0 | .2 |
| Home health care services | 621610 | | 12/96 | 122.9 | 122.8 | 123.0 | 1.0 | .2 |
| Primary services | | 621610-P | 12/96 | 119.1 | 119.0 | 119.2 | 1.0 | .2 |
| Public payors | | 621610-3 | 12/03 | 104.6 | 104.6 | 104.7 | 1.4 | .1 |
| Medicare payors | | 621610-31 | 12/96 | 122.7 | 122.6 | 122.7 | 1.5 | .1 |
| Non-Medicare public payors | | 621610-32 | 12/03 | 104.5 | 104.6 | 104.9 | 1.4 | .3 |
| Private payors | | 621610-4 | 12/03 | 102.1 | 101.7 | 101.9 | .3 | .2 |

See footnotes at end of table.

Table 5. Producer price indexes for the net output of selected industries and their products, not seasonally adjusted
—Continued

| Industry and product ¹ | Industry code | Product code | Index base | Index | | | Percent change to May 2007 from: | |
|--|---------------|--------------|------------|------------------------|------------------------|-----------------------|----------------------------------|-----------|
| | | | | Jan. 2007 ² | Apr. 2007 ² | May 2007 ² | May 2006 | Apr. 2007 |
| Home health care services—Continued | | | | | | | | |
| Other receipts | | 621610-SM | 12/96 | 189.9 | 189.9 | 189.9 | 0.3 | 0.0 |
| All other ambulatory health care services | 62199 | | 06/06 | 102.3 | 102.7 | 102.9 | (⁰) | .2 |
| Blood and organ banks | 621991 | | 06/06 | 102.3 | 102.7 | 102.9 | (⁰) | .2 |
| Primary services | | 621991-P | 06/06 | 102.2 | 102.6 | 102.7 | (⁰) | .1 |
| Human blood services | | 621991-1 | 06/06 | 101.6 | 102.1 | 102.1 | (⁰) | 0 |
| Human red blood and whole blood services | | 621991-12 | 06/06 | 101.6 | 102.2 | 102.4 | (⁰) | .2 |
| Human blood plasma services | | 621991-13 | 06/06 | 101.7 | 101.8 | 101.7 | (⁰) | -.1 |
| Human blood platelet and other blood services | | 621991-14 | 06/06 | 101.6 | 101.8 | 101.9 | (⁰) | .1 |
| Human organ, bone, tissue, and other bank services | | 621991-2 | 06/06 | 104.7 | 105.0 | 105.5 | (⁰) | .5 |
| Other receipts | | 621991-SM | 06/06 | 104.8 | 104.5 | 105.1 | (⁰) | .6 |
| Hospitals | 622 | | 12/92 | 157.2 | 157.3 | 157.4 | 3.3 | .1 |
| General medical and surgical hospitals | 6221 | | 12/03 | 114.0 | 114.1 | 114.2 | 3.3 | .1 |
| General medical and surgical hospitals | 62211 | | 12/03 | 114.0 | 114.1 | 114.2 | 3.3 | .1 |
| General medical and surgical hospitals | 622110 | | 12/92 | 157.4 | 157.5 | 157.5 | 3.3 | 0 |
| Primary services | | 622110-P | 12/92 | 159.6 | 159.7 | 159.8 | 3.4 | .1 |
| Medicare patients | | 622110-2 | 12/92 | 141.1 | 140.7 | 141.2 | 3.6 | .4 |
| Medicaid patients | | 622110-4 | 12/92 | 134.7 | 134.9 | 135.1 | 2.1 | .1 |
| All other patients | | 622110-6 | 12/92 | 175.9 | 176.5 | 176.1 | 3.6 | -.2 |
| Diseases and disorders of the nervous system | | 622110-601 | 12/92 | 174.7 | 174.1 | 174.7 | 1.6 | .3 |
| Diseases and disorders of the ear, nose, mouth, and throat | | 622110-603 | 12/92 | 164.9 | 164.6 | 164.8 | 7.0 | .1 |
| Diseases and disorders of the respiratory system | | 622110-604 | 12/92 | 171.3 | 171.0 | 171.0 | 4.0 | 0 |
| Diseases and disorders of the circulatory system | | 622110-605 | 12/92 | 177.1 | 178.6 | 177.6 | 4.3 | -.6 |
| Diseases and disorders of the digestive system | | 622110-606 | 12/92 | 183.6 | 183.3 | 183.3 | 2.7 | 0 |
| Diseases and disorders of the hepatobiliary system and pancreas | | 622110-607 | 12/92 | 197.7 | 200.4 | 200.3 | 4.9 | 0 |
| Diseases and disorders of the musculoskeletal system and connective tissue | | 622110-608 | 12/92 | 169.1 | 169.9 | 168.4 | 2.4 | -.9 |
| Diseases and disorders of the skin, subcutaneous tissue and breast | | 622110-609 | 12/92 | 187.4 | 188.4 | 187.6 | 7.4 | -.4 |
| Endocrine, nutritional, and metabolic diseases and disorders | | 622110-611 | 12/92 | 163.2 | 163.2 | 163.2 | 1.2 | 0 |
| Diseases and disorders of the kidney and urinary tract | | 622110-612 | 12/92 | 184.1 | 184.1 | 184.1 | 6.5 | 0 |
| Diseases and disorders of the male reproductive system | | 622110-613 | 12/92 | 221.6 | 221.6 | 221.6 | 2.9 | 0 |
| Diseases and disorders of the female reproductive system | | 622110-614 | 12/92 | 181.6 | 182.1 | 182.1 | 6.9 | 0 |
| Pregnancy, childbirth, and the puerperium | | 622110-615 | 12/92 | 187.1 | 187.4 | 187.5 | 3.7 | .1 |
| Newborns and other neonates with conditions originating in the perinatal period | | 622110-616 | 12/92 | 180.6 | 181.2 | 181.1 | 2.7 | -.1 |
| Diseases and disorders of the blood and blood forming organs and immun. diseases | | 622110-617 | 12/92 | 219.3 | 220.2 | 219.0 | 6.3 | -.5 |
| Myeloproliferative diseases and disorders, and poorly differentiated neoplasms | | 622110-618 | 12/92 | 146.5 | 146.5 | 146.5 | 1.6 | 0 |
| Infectious and parasitic diseases (systemic or unspecified sites) | | 622110-619 | 12/92 | 146.8 | 148.7 | 147.8 | 2.4 | -.6 |
| Alcohol/drug use and alcohol/drug induced organic mental disorders | | 622110-622 | 12/92 | 197.6 | 197.6 | 197.6 | 6.3 | 0 |
| Injuries, poisonings, and toxic effects of drugs | | 622110-623 | 12/92 | 146.9 | 148.2 | 147.7 | -1.7 | -.3 |
| Factors influencing health status and other contacts with health services | | 622110-625 | 12/92 | 156.1 | 156.1 | 156.1 | 4.4 | 0 |
| Multiple significant trauma | | 622110-626 | 12/00 | 122.4 | 122.4 | 122.4 | 3.0 | 0 |
| Human immunodeficiency virus infections | | 622110-627 | 12/00 | 124.8 | 125.7 | 126.1 | 3.5 | .3 |
| Other diseases and disorders | | 622110-628 | 12/03 | 107.3 | 107.3 | 107.3 | 3.3 | 0 |
| Other receipts | | 622110-SM | 12/92 | 139.6 | 139.6 | 139.6 | 1.5 | 0 |
| Psychiatric and substance abuse hospitals | 6222 | | 12/03 | 108.4 | 108.2 | 108.4 | 2.8 | .2 |
| Psychiatric and substance abuse hospitals | 62221 | | 12/03 | 108.4 | 108.2 | 108.4 | 2.8 | .2 |
| Psychiatric and substance abuse hospitals | 622210 | | 12/92 | 127.7 | 127.5 | 127.7 | 2.9 | .2 |
| Primary services | | 622210-P | 12/92 | 127.6 | 127.4 | 127.7 | 2.9 | .2 |
| Psychiatric hospitals | | 622210-3 | 12/92 | 127.9 | 127.7 | 128.0 | 2.7 | .2 |
| Substance abuse hospitals | | 622210-5 | 12/92 | 138.5 | 138.5 | 137.9 | 3.9 | -.4 |
| Other specialty hospitals | 6223 | | 12/03 | 126.7 | 126.7 | 126.7 | 4.6 | 0 |
| Other specialty hospitals | 62231 | | 12/03 | 126.7 | 126.7 | 126.7 | 4.6 | 0 |
| Other specialty hospitals | 622310 | | 12/92 | 189.9 | 189.9 | 189.9 | 4.6 | 0 |
| Primary services | | 622310-P | 12/92 | 218.4 | 218.5 | 218.4 | 4.5 | 0 |
| Specialty, except psychiatric and substance abuse, hospitals | | 622310-6 | 12/92 | 218.4 | 218.5 | 218.4 | 4.5 | 0 |
| Nursing care facilities | 6231 | | 12/03 | 112.6 | 112.4 | 113.2 | 4.0 | .7 |
| Nursing care facilities | 62311 | | 12/03 | 112.6 | 112.4 | 113.2 | 4.0 | .7 |
| Nursing care facilities | 623110 | | 12/94 | 170.9 | 170.5 | 171.7 | 4.1 | .7 |
| Primary services | | 623110-P | 12/94 | 171.6 | 171.2 | 172.4 | 4.1 | .7 |

See footnotes at end of table.

Table 5. Producer price indexes for the net output of selected industries and their products, not seasonally adjusted
—Continued

| Industry and product ¹ | Industry code | Product code | Index base | Index | | | Percent change to May 2007 from: | |
|--|---------------|--------------|------------|------------------------|------------------------|-----------------------|----------------------------------|------------------|
| | | | | Jan. 2007 ² | Apr. 2007 ² | May 2007 ² | May 2006 | Apr. 2007 |
| Nursing care facilities—Continued | | | | | | | | |
| Public payors | | 623110-1 | 12/94 | 168.4 | 167.8 | 169.4 | 4.1 | 1.0 |
| Private payors | | 623110-3 | 12/94 | 177.1 | 176.8 | 177.7 | 4.0 | .5 |
| Other receipts | | 623110-SM | 12/94 | 143.2 | 144.7 | 144.7 | 3.0 | 0 |
| Residential mental retardation facilities | 62321 | | 12/03 | 111.1 | 110.1 | 110.5 | 2.3 | .4 |
| Residential mental retardation facilities | 623210 | | 12/03 | 111.1 | 110.1 | 110.5 | 2.3 | .4 |
| Primary services | | 623210-P | 12/03 | 111.3 | 110.3 | 110.7 | 2.3 | .4 |
| Residential mental retardation services | | 623210-1 | 12/03 | 111.3 | 110.3 | 110.7 | 2.3 | .4 |
| Other receipts | | 623210-SM | 07/06 | 103.0 | 103.0 | (³) | (³) | (³) |
| Amusement and theme parks | 7131 | | 06/06 | 102.8 | 103.5 | 104.6 | (³) | 1.1 |
| Amusement and theme parks | 71311 | | 06/06 | 102.8 | 103.5 | 104.6 | (³) | 1.1 |
| Amusement and theme parks | 713110 | | 06/06 | 102.8 | 103.5 | 104.6 | (³) | 1.1 |
| Primary services | | 713110-P | 06/06 | 102.9 | 103.6 | 105.0 | (³) | 1.4 |
| Amusement and theme park admissions | | 713110-1 | 06/06 | 104.3 | 104.5 | 105.9 | (³) | 1.3 |
| Amusement and theme park food and beverage sales | | 713110-2 | 06/06 | 101.1 | 101.3 | 105.5 | (³) | 4.1 |
| Amusement and theme park merchandise sales, games, and other services | | 713110-3 | 06/06 | 99.7 | 102.9 | 101.4 | (³) | -1.5 |
| Golf courses and country clubs | 71391 | | 12/05 | 104.0 | 104.1 | 105.4 | 3.8 | 1.2 |
| Golf courses and country clubs | 713910 | | 12/05 | 104.0 | 104.1 | 105.4 | 3.8 | 1.2 |
| Primary services | | 713910-P | 12/05 | 104.0 | 104.2 | 105.6 | 3.9 | 1.3 |
| Membership dues and fees | | 713910-1 | 12/05 | 106.2 | 106.1 | 105.9 | 2.5 | -.2 |
| Greens and guest fees | | 713910-2 | 12/05 | 100.1 | 100.3 | 104.5 | 7.8 | 4.2 |
| Food and beverage sales | | 713910-3 | 12/05 | 107.6 | 107.6 | 109.0 | 4.5 | 1.3 |
| Equipment rentals and all other golf services | | 713910-4 | 12/05 | 99.2 | 101.3 | 101.0 | -1.0 | -.3 |
| Other receipts | | 713910-SM | 12/05 | 103.5 | 102.5 | 102.6 | 1.9 | .1 |
| Fitness and recreational sports centers | 71394 | | 12/04 | 98.8 | 100.0 | 99.9 | .5 | -.1 |
| Fitness and recreational sports centers | 713940 | | 12/04 | 98.8 | 100.0 | 99.9 | .5 | -.1 |
| Primary services | | 713940-P | 12/04 | 98.3 | 99.7 | 99.7 | .4 | 0 |
| Fitness and recreational facility memberships | | 713940-1 | 12/04 | 95.7 | 97.0 | 97.0 | -.7 | 0 |
| Recreational facility admissions, classes, and other fitness center services | | 713940-2 | 12/04 | 107.6 | 109.2 | 109.1 | 3.4 | -.1 |
| Other receipts | | 713940-SM | 12/04 | 101.4 | 101.7 | 101.9 | 2.0 | .2 |
| Accommodation | 721 | | 12/96 | 138.7 | 139.4 | 139.8 | 2.6 | .3 |
| Accommodation | 7211 | | 12/96 | 138.7 | 139.4 | 139.8 | 2.6 | .3 |
| Hotels (exc casino hotels) and motels | 72111 | | 12/03 | 115.4 | 115.3 | 116.1 | 2.5 | .7 |
| Hotels and motels, except casino hotels | 721110 | | 12/03 | 115.4 | 115.3 | 116.1 | 2.5 | .7 |
| Primary services | | 721110-P | 12/03 | 116.5 | 116.3 | 117.2 | 3.0 | .8 |
| Guestroom rental | | 721110-1 | 12/03 | 118.3 | 118.0 | 119.8 | 4.2 | 1.5 |
| Limited service hotels and motels | | 721110-101 | 06/93 | 144.0 | 145.1 | 143.0 | -.1 | -1.4 |
| Full service hotels and motels | | 721110-102 | 06/93 | 158.1 | 164.5 | 165.3 | 9.9 | .5 |
| Luxury and resort hotels, excluding casino hotels | | 721110-103 | 06/93 | 197.1 | 177.6 | 193.9 | 1.6 | 9.2 |
| Food and beverages | | 721110-2 | 12/03 | 111.2 | 111.5 | 112.1 | 1.8 | .5 |
| Food and nonalcoholic beverages | | 721110-201 | 12/03 | 111.2 | 111.6 | 112.0 | 1.8 | .4 |
| Alcoholic beverages | | 721110-202 | 12/03 | 111.0 | 111.1 | 112.5 | 1.6 | 1.3 |
| Other guest services | | 721110-4 | 12/03 | 110.1 | 112.3 | 92.5 | -16.2 | -17.6 |
| Other receipts | | 721110-SM | 12/03 | 90.1 | 90.5 | 90.5 | -10.8 | 0 |
| Casino hotels | 72112 | | 12/03 | 112.0 | 114.3 | 113.8 | 1.4 | -.4 |
| Casino hotels | 721120 | | 12/03 | 112.0 | 114.3 | 113.8 | 1.4 | -.4 |
| Primary services | | 721120-P | 12/03 | 112.4 | 114.9 | 113.3 | .8 | -1.4 |
| Casino hotel guestroom rental | | 721120-1 | 06/01 | 120.0 | 132.8 | 137.8 | 6.0 | 3.8 |
| Food and beverages | | 721120-2 | 12/03 | 114.8 | 115.2 | 115.2 | 5.0 | 0 |
| Food and nonalcoholic beverages | | 721120-201 | 12/03 | 114.4 | 114.9 | 114.9 | 6.4 | 0 |
| Alcoholic beverages | | 721120-202 | 12/03 | 116.0 | 116.0 | 116.0 | 1.7 | 0 |
| Other guest services | | 721120-4 | 12/03 | 102.5 | 101.8 | 102.3 | -11.0 | .5 |
| Casino gaming receipts | | 721120-5 | 06/01 | 108.7 | 108.4 | 106.6 | -.9 | -1.7 |
| Other receipts | | 721120-SM | 12/03 | 108.9 | 106.6 | 123.9 | 16.7 | 16.2 |
| Special indexes | | | | | | | | |
| Pharmaceutical preparations by Rx and OTC | 32541D | | | | | | | |
| Pharmaceutical preparations, non-prescription | | 32541D-OTC | 06/01 | 101.9 | 102.3 | 102.3 | .7 | 0 |
| Pharmaceutical preparations, prescription | | 32541D-RX | 06/01 | 130.7 | 131.9 | 132.4 | 2.6 | .4 |
| Premiums for property and casualty insurance ⁵ | 924126 | | 06/98 | 122.0 | 122.0 | 121.7 | .2 | -.2 |

See footnotes at end of table.

Table 5. Producer price indexes for the net output of selected industries and their products, not seasonally adjusted
—Continued

| Industry and product ¹ | Industry code | Product code | Index base | Index | | | Percent change to May 2007 from: | |
|---|---------------|--------------|------------|------------------------|------------------------|-----------------------|----------------------------------|-----------|
| | | | | Jan. 2007 ² | Apr. 2007 ² | May 2007 ² | May 2006 | Apr. 2007 |
| Premiums for property and casualty insurance—Continued | | | | | | | | |
| Primary services | | 924126-P | 06/98 | 122.1 | 122.1 | 121.8 | 0.2 | -0.2 |
| Premiums for private passenger auto insurance | | 924126-1 | 06/98 | 124.4 | 124.4 | 123.7 | -.2 | -.6 |
| Premiums for homeowner's insurance | | 924126-2 | 06/98 | 156.9 | 156.9 | 157.5 | 1.2 | .4 |
| Premiums for commercial auto insurance | | 924126-3 | 06/98 | 113.7 | 113.4 | 113.4 | -.6 | 0 |
| Premiums for non-auto liability insurance | | 924126-4 | 06/98 | 114.3 | 114.2 | 114.2 | .6 | 0 |
| Premiums for medical malpractice insurance | | 924126-402 | 06/98 | 125.6 | 125.6 | 125.5 | .7 | -.1 |
| Premiums for product and other non-auto liability insurance | | 924126-403 | 06/98 | 110.9 | 110.8 | 110.8 | .5 | 0 |
| Premiums for commercial multiple peril insurance | | 924126-5 | 06/98 | 112.8 | 112.5 | 112.5 | -.4 | 0 |
| Premiums for worker's compensation insurance | | 924126-6 | 06/98 | 116.2 | 116.3 | 116.6 | 1.5 | .3 |
| Premiums for other property and casualty insurance | | 924126-7 | 12/03 | 102.1 | 102.3 | 102.1 | .6 | -.2 |

¹ Industry and product class indexes may include products not shown separately.

² The indexes for January 2007 have been recalculated to incorporate late reports and corrections by respondents. All indexes are subject to revision 4 months after original publication.

³ Not available.

⁴ Seasonal product—no price available this month.

⁵ The special index for 924126, in which prices reflect premiums only, contrasts with the index shown elsewhere in this table for NAICS 524126, where prices reflect premiums plus the amount of investment income earned on the invested portion of the premium. n.e.c. = Not elsewhere classified.

Note: NAICS replaced the SIC classification system beginning with the release of PPI data for January 2004. See <http://www.bls.gov/ppi/ppinaics.htm> for details.

Table 6. Producer price indexes and percent changes for commodity groupings and individual items, not seasonally adjusted

(1982=100 unless otherwise indicated)

| Commodity | Commodity code | Other index base | Index | | | Percent change to May 2007 from: | |
|---|----------------|------------------|------------------------|------------------------|-----------------------|----------------------------------|------------------|
| | | | Jan. 2007 ¹ | Apr. 2007 ¹ | May 2007 ¹ | May 2006 | Apr. 2007 |
| All commodities | | | 164.0 | 171.2 | 173.4 | 4.6 | 1.3 |
| Industrial commodities | | | 166.8 | 173.7 | 176.0 | 3.2 | 1.3 |
| Farm products, processed foods and feeds | | | 147.5 | 156.0 | 157.8 | 14.5 | 1.2 |
| Farm products | 01 | | 127.1 | 141.0 | 142.4 | 29.7 | 1.0 |
| Fruits & melons, fresh/dry vegs. & nuts | 011 | | 148.2 | 173.9 | 147.1 | 14.8 | -15.4 |
| Fresh fruits and melons | 0111 | | 119.0 | 121.2 | 135.9 | 40.4 | 12.1 |
| Citrus fruits | 01 | | 124.4 | 184.6 | 203.3 | 44.3 | 10.1 |
| Grapefruits | 0101 | | 257.0 | 219.7 | 223.2 | -29.1 | 1.6 |
| Lemons | 0104 | | 196.9 | 274.0 | 292.5 | 22.4 | 6.8 |
| Valencia oranges | 0105 | | (²) | 126.4 | 123.3 | (²) | -2.5 |
| Navel oranges | 0106 | | 102.7 | 165.7 | 203.3 | 117.2 | 22.7 |
| Tangerines | 0108 | 12/91 | 137.0 | 128.4 | (²) | (²) | (²) |
| Tangelos | 0109 | 12/91 | 212.6 | (²) | (²) | (²) | (²) |
| Other fruits and berries | 02 | | 117.3 | 110.4 | 123.4 | 44.2 | 11.8 |
| Nectarines | 0202 | 12/91 | (²) | (²) | 149.0 | (²) | (²) |
| Apricots | 0204 | 12/91 | (²) | (²) | 164.1 | (²) | (²) |
| Granny Smith apples | 0208 | 12/91 | 106.1 | 106.1 | 109.8 | 24.5 | 3.5 |
| Rome apples | 0209 | 12/91 | 119.5 | 122.7 | 122.7 | 12.4 | 0 |
| Golden delicious apples | 0211 | 12/91 | 132.0 | 151.1 | 151.4 | 50.8 | .2 |
| Red delicious apples | 0215 | | 167.9 | 161.6 | (²) | (²) | (²) |
| McIntosh apples | 0216 | | 158.5 | 168.8 | 173.9 | 17.4 | 3.0 |
| Pears | 0221 | | 109.2 | 127.1 | 127.1 | 15.0 | 0 |
| Strawberries | 0222 | | 133.5 | 83.1 | 140.1 | 32.8 | 68.6 |
| Raspberries | 0224 | 12/91 | (²) | (²) | 33.5 | (²) | (²) |
| Melons | 03 | 12/91 | 126.2 | 127.6 | 153.5 | 60.6 | 20.3 |
| Cantaloupes | 0301 | | 247.5 | 181.2 | 241.6 | 116.5 | 33.3 |
| Watermelons | 0303 | 12/91 | (²) | 172.3 | 185.6 | 23.3 | 7.7 |
| Fresh and dry vegetables | 0113 | | 158.2 | 211.5 | 137.4 | -4.5 | -35.0 |
| Dry vegetables | 01 | | 110.5 | 128.5 | 125.5 | 41.2 | -2.3 |
| Dry pea beans | 0101 | | 109.6 | 132.1 | 131.8 | 19.5 | -2 |
| Dry pinto beans | 0102 | 12/91 | 235.2 | 263.0 | 258.1 | 54.8 | -1.9 |
| Dry great northern beans | 0103 | 12/91 | 240.3 | 284.7 | 284.7 | 47.8 | 0 |
| Dry pink beans | 0104 | 12/91 | 211.8 | 227.2 | 227.2 | 15.3 | 0 |
| Dry peas | 0105 | 12/91 | 123.8 | 152.5 | 155.2 | 60.3 | 1.8 |
| Dry lentils | 0106 | 12/91 | 109.0 | 112.8 | 112.8 | 76.5 | 0 |
| Fresh vegetables, except potatoes | 02 | | 175.3 | 222.9 | 142.1 | -3.9 | -36.2 |
| Cabbage | 0211 | | 199.2 | 179.5 | 217.1 | 31.3 | 20.9 |
| Carrots | 0212 | | 160.5 | 215.4 | 235.6 | 75.4 | 9.4 |
| Celery | 0213 | | 305.3 | 240.1 | 212.9 | 28.7 | -11.3 |
| Sweet corn | 0214 | | 127.5 | 140.0 | 103.2 | 12.1 | -26.3 |
| Lettuce | 0215 | | 161.9 | 157.9 | 112.8 | -62.1 | -28.6 |
| Dry onions | 0216 | | 256.7 | 459.7 | 149.3 | 42.1 | -67.5 |
| Tomatoes | 0217 | | 146.7 | 223.4 | 167.6 | 41.0 | -25.0 |
| Snap beans | 0218 | | 319.7 | 243.8 | 190.5 | 0 | -21.9 |
| Green peas | 0219 | 12/91 | 172.1 | 81.4 | 60.4 | -59.6 | -25.8 |
| Asparagus | 0221 | 12/91 | (²) | 138.4 | 169.0 | 47.9 | 22.1 |
| Broccoli | 0222 | 12/91 | 173.4 | 165.4 | 99.7 | 19.8 | -39.7 |
| Cauliflower | 0223 | 12/91 | 39.4 | 127.1 | 38.4 | 25.1 | -69.8 |
| Spinach | 0224 | 12/91 | 494.4 | 431.1 | 228.9 | -9.2 | -46.9 |
| Greens | 0225 | 12/91 | 138.9 | 144.3 | 134.6 | 6.7 | -6.7 |
| Endive | 0226 | 12/91 | 477.4 | 562.9 | 331.7 | .2 | -41.1 |
| Green onions | 0227 | 12/91 | 327.4 | 183.7 | 173.0 | -40.5 | -5.8 |
| Green peppers | 0228 | 12/91 | 203.0 | 398.6 | 217.8 | 8.1 | -45.4 |
| Eggplant | 0229 | 12/91 | 240.2 | 609.6 | 184.4 | -23.8 | -69.8 |
| Squash | 0231 | 12/91 | 229.0 | 224.9 | 117.9 | -9.6 | -47.6 |
| Beets | 0232 | 12/91 | 123.1 | 131.3 | 132.4 | -24.4 | .8 |
| Radishes | 0233 | 12/91 | 276.3 | 270.5 | 284.5 | 2.2 | 5.2 |
| Cucumbers | 0234 | 12/91 | 284.9 | 292.4 | 251.5 | 5.7 | -14.0 |
| Sweet potatoes | 03 | | 114.6 | 118.0 | 119.3 | 7.2 | 1.1 |
| Irish potatoes for consumer use | 04 | | 118.7 | 136.2 | 154.1 | -12.8 | 13.1 |
| Long white potatoes | 0401 | 12/91 | (²) | (²) | 247.4 | 10.6 | (²) |
| Round white potatoes | 0402 | 12/91 | 170.4 | 219.5 | 240.5 | -32.4 | 9.6 |
| Russet potatoes | 0403 | 12/91 | 111.5 | 117.1 | 119.0 | -6.7 | 1.6 |
| Round red potatoes | 0404 | 12/91 | 120.8 | 185.7 | 148.7 | 13.8 | -19.9 |
| Irish potatoes for processing | 05 | 12/91 | 67.6 | 152.1 | 73.8 | -18.8 | -51.5 |
| Tree nuts | 0119 | | 846.9 | (²) | (²) | (²) | (²) |
| Pecans | 0101 | | 593.5 | (²) | (²) | (²) | (²) |
| Almonds | 0102 | 12/91 | 218.6 | (²) | (²) | (²) | (²) |
| Filberts | 0103 | 12/91 | 155.8 | (²) | (²) | (²) | (²) |
| Walnuts | 0104 | 12/91 | 176.3 | (²) | (²) | (²) | (²) |

See footnotes at end of table.

Table 6. Producer price indexes and percent changes for commodity groupings and individual items, not seasonally adjusted—Continued

(1982=100 unless otherwise indicated)

| Commodity | Commodity code | Other index base | Index | | | Percent change to May 2007 from: | |
|--|----------------|------------------|------------------------|------------------------|-----------------------|----------------------------------|------------------|
| | | | Jan. 2007 ¹ | Apr. 2007 ¹ | May 2007 ¹ | May 2006 | Apr. 2007 |
| Grains | 012 | | 131.5 | 135.6 | 140.8 | 45.6 | 3.8 |
| Wheat | 0121 | | 121.9 | 134.7 | 136.7 | 16.5 | 1.5 |
| Hard red winter wheat | 0101 | | 120.8 | 128.9 | 130.2 | 7.9 | 1.0 |
| Hard red spring wheat | 0102 | | 129.3 | 143.8 | 144.9 | 18.9 | .8 |
| Soft white wheat | 0103 | | 116.0 | 141.4 | 135.4 | 50.3 | -4.2 |
| Soft red winter wheat | 0104 | | 119.4 | 126.0 | 139.1 | 8.1 | 10.4 |
| Hard amber durum wheat | 0105 | 12/84 | 145.5 | 166.8 | 163.4 | 33.9 | -2.0 |
| Other grains | 0122 | | 137.7 | 139.9 | 146.2 | 60.0 | 4.5 |
| Barley | 01 | | 171.8 | 181.0 | 188.5 | 73.9 | 4.1 |
| Corn | 02 | | 134.6 | 136.9 | 143.2 | 60.4 | 4.6 |
| Oats | 03 | | 136.5 | 154.3 | 144.9 | 30.2 | -6.1 |
| Rye | 04 | | 102.5 | 102.5 | 102.5 | 4.4 | 0 |
| Sorghum | 05 | 12/91 | 139.1 | 132.0 | 138.2 | 47.3 | 4.7 |
| Rough Rice | 0123 | 12/91 | 80.7 | 77.9 | 79.2 | 25.3 | 1.7 |
| Slaughter livestock | 013 | | 113.3 | 126.3 | 129.5 | 20.1 | 2.5 |
| Slaughter cattle | 0131 | | 128.9 | 144.3 | 144.1 | 22.3 | -.1 |
| Slaughter steers and heifers | 01 | | 132.0 | 148.0 | 146.7 | 26.4 | -.9 |
| Slaughter cows and bulls | 02 | | 105.2 | 117.5 | 125.1 | 6.6 | 6.5 |
| Slaughter vealers | 03 | | 64.5 | 63.1 | 63.4 | -5.1 | .5 |
| Slaughter hogs | 0132 | | 69.4 | 76.4 | 87.1 | 11.5 | 14.0 |
| Slaughter barrows and gilts | 01 | | 68.7 | 77.0 | 87.2 | 11.2 | 13.2 |
| Slaughter sows | 02 | | 80.9 | 66.9 | 83.3 | 18.5 | 24.5 |
| Slaughter lambs | 0133 | | 163.4 | 160.4 | 148.3 | 5.0 | -7.5 |
| Slaughter poultry | 014 | | 163.9 | 189.2 | 201.2 | 51.2 | 6.3 |
| Slaughter chickens | 0141 | | 175.5 | 203.4 | 216.7 | 60.2 | 6.5 |
| Slaughter turkeys | 0142 | | 118.4 | 133.2 | 140.2 | 11.4 | 5.3 |
| Slaughter ducks | 0143 | 12/91 | 156.3 | 156.3 | 156.3 | .9 | 0 |
| Plant and animal fibers | 015 | | 83.5 | 80.2 | 76.3 | -2.9 | -4.9 |
| Raw cotton | 0151 | | 82.8 | 79.3 | 75.3 | -3.5 | -5.0 |
| Wool | 0152 | | 68.8 | 102.8 | 121.1 | 81.6 | 17.8 |
| Fluid milk | 016 | | 108.6 | 122.9 | 133.3 | 48.4 | 8.5 |
| Milk eligible for fluid use | 0161 | | 108.8 | 123.1 | 133.6 | 48.3 | 8.5 |
| Milk, manufacturing grade | 0162 | | 114.1 | 131.3 | 141.2 | 52.2 | 7.5 |
| Chicken eggs | 017 | | 127.3 | 127.5 | 140.4 | 92.6 | 10.1 |
| Chicken eggs | 0171 | | | | | | |
| Eggs for fresh use | 07 | 12/91 | 116.3 | 106.6 | 115.0 | 75.0 | 7.9 |
| Eggs, jumbo | 0701 | 12/84 | 121.8 | 114.8 | 125.3 | 63.6 | 9.1 |
| Eggs, extra large | 0702 | 12/84 | 131.1 | 123.0 | 131.0 | 69.9 | 6.5 |
| Eggs, large | 0703 | | 140.9 | 131.2 | 138.9 | 77.4 | 5.9 |
| Eggs, medium | 0704 | 12/84 | 134.8 | 110.5 | 132.2 | 74.2 | 19.6 |
| Eggs, small | 0705 | 12/84 | 117.4 | 106.7 | 112.8 | 72.7 | 5.7 |
| Breaker stock and checks and undergrades | 08 | 12/91 | 83.9 | 116.8 | 136.7 | 171.2 | 17.0 |
| Breaker stock | 0801 | 12/91 | 85.6 | 117.0 | 136.1 | 159.7 | 16.3 |
| Checks and undergrades | 0802 | 12/91 | 72.9 | 116.9 | 142.9 | 320.3 | 22.2 |
| Hay, hayseeds and oilseeds | 018 | | 137.1 | 150.6 | 161.0 | 26.6 | 6.9 |
| Alfalfa hay | 0181 | | 212.1 | 236.1 | 265.6 | 22.0 | 12.5 |
| Oilseeds | 0183 | | 119.6 | 130.9 | 138.0 | 28.1 | 5.4 |
| Peanuts | 0111 | | 87.5 | 92.1 | 90.1 | 8.6 | -2.2 |
| Cottonseed | 0121 | | 152.0 | (¹) | (¹) | (¹) | (¹) |
| Soybeans | 0131 | | 108.4 | 118.9 | 126.0 | 28.4 | 6.0 |
| Flaxseed | 0151 | 12/91 | 122.0 | 137.7 | 137.7 | 22.8 | 0 |
| Sunflower | 0161 | 12/91 | 131.9 | 152.0 | 156.8 | 39.0 | 3.2 |
| Processed foods and feeds | 02 | | 158.2 | 163.5 | 165.6 | 8.6 | 1.3 |

See footnotes at end of table.

Table 6. Producer price indexes and percent changes for commodity groupings and individual items, not seasonally adjusted—Continued

(1982=100 unless otherwise indicated)

| Commodity | Commodity code | Other index base | Index | | | Percent change to May 2007 from: | |
|--|----------------|------------------|------------------------|------------------------|-----------------------|----------------------------------|------------------|
| | | | Jan. 2007 ¹ | Apr. 2007 ¹ | May 2007 ¹ | May 2006 | Apr. 2007 |
| Cereal and bakery products | 021 | | 191.0 | 193.5 | 193.2 | 5.7 | -0.2 |
| Bakery products | 0211 | | 213.5 | 214.5 | 214.8 | 3.8 | .1 |
| Bread, including frozen | 02 | 06/06 | 103.7 | 104.8 | 104.0 | (²) | -8 |
| Bread, including frozen | 0201 | 06/06 | 103.7 | 104.8 | 104.0 | (²) | -8 |
| Bread rolls, muffins, bagels, & croissants | 05 | | 209.9 | 210.9 | 213.3 | 4.5 | 1.1 |
| Bread rolls, muffins, bagels, & croissants | 0505 | 06/06 | 102.4 | 102.9 | 104.1 | (²) | 1.2 |
| Sweet yeast goods | 07 | | 202.7 | 202.3 | 203.0 | 3.2 | .3 |
| Soft cakes | 08 | | 236.8 | 238.2 | 237.8 | 4.9 | -2 |
| Pies | 09 | | 250.4 | 243.8 | 243.6 | 6.3 | -1 |
| Cookies, crackers, and related products | 21 | | 197.8 | 198.4 | 199.0 | 2.2 | .3 |
| Cookies, wafers, and ice cream cones and cups, excep | 2103 | 06/83 | 177.3 | 177.5 | 178.3 | 1.9 | .5 |
| Crackers, soft pretzels, biscuits, and related produ | 2104 | 06/83 | 215.1 | 216.3 | 216.4 | 2.4 | 0 |
| Flour and flour base mixes and doughs | 0212 | | 146.8 | 151.3 | 152.3 | 5.9 | .7 |
| Flour | 03 | | 148.3 | 156.4 | 158.1 | 8.5 | 1.1 |
| Flour base mixes and doughs | 04 | | 147.2 | 148.0 | 148.2 | 3.3 | .1 |
| Milled rice | 0213 | | 151.5 | 153.7 | 152.4 | 17.0 | -8 |
| Head rice | 01 | | 153.7 | 153.8 | 153.2 | 11.5 | -4 |
| Other milled rice and byproducts | 02 | 06/84 | 113.9 | 123.2 | 118.9 | 45.0 | -3.5 |
| Other cereals | 0214 | | 179.1 | 182.2 | 180.0 | 8.0 | -1.2 |
| Pasta products | 02 | 06/85 | 129.6 | 135.8 | 134.8 | 5.3 | -7 |
| Other cereals except pasta products | 09 | 06/85 | 175.7 | 177.9 | 175.7 | 8.3 | -1.2 |
| Breakfast cereals, instant hot and cooked | 0903 | 12/00 | 110.0 | 110.0 | 110.0 | 2.6 | 0 |
| Breakfast cereals, ready to serve | 0904 | 12/83 | 188.9 | 188.9 | 188.9 | 1.7 | 0 |
| Manufactured starch | 0907 | 06/85 | 174.4 | 186.2 | 175.9 | 15.7 | -5.5 |
| Other grain mill products, except wheat | 0908 | 06/98 | 131.3 | 131.0 | 129.8 | 30.1 | -9 |
| Meats, poultry, and fish | 022 | | 139.7 | 148.9 | 152.8 | 12.0 | 2.6 |
| Meats | 0221 | | 133.0 | 143.2 | 148.6 | 10.6 | 3.8 |
| Beef/veal products, fresh or frozen | 01 | | 140.5 | 156.4 | 158.0 | 11.3 | 1.0 |
| Beef carcass, fresh or frozen | 0103 | 06/01 | 118.1 | 124.7 | 127.3 | 13.8 | 2.1 |
| Boneless beef, fresh/frozen, inc. ground bulk/patty | 0124 | 06/01 | 111.9 | 117.7 | 128.9 | 9.0 | 9.5 |
| Boxed beef/subprimal/fabricated cuts, however pkgd. | 0125 | 12/95 | 137.2 | 160.3 | 155.9 | 10.4 | -2.7 |
| Other beef product, fresh or frozen, inc. organ cuts | 0128 | 06/01 | 128.2 | 132.2 | 136.7 | 14.8 | 3.4 |
| Lamb/mutton, fresh or frozen | 03 | | 191.9 | 198.1 | 198.1 | 8.5 | 0 |
| Pork products, fresh, frozen or processed | 04 | | 124.4 | 130.9 | 144.8 | 15.4 | 10.6 |
| Pork, fresh/frozen, unproc., all cuts, ex. sausage | 0444 | 06/01 | 96.1 | 100.4 | 117.1 | 18.4 | 16.6 |
| Pork, processed or cured, not canned or sausage | 0447 | 06/01 | 106.2 | 113.0 | 114.3 | 9.1 | 1.2 |
| Other meats, fresh, frozen, or canned | 05 | | 128.1 | 128.4 | 131.6 | 2.1 | 2.5 |
| Fresh/processed sausage, deli & cooked meats, etc. | 0503 | 06/01 | 107.4 | 107.1 | 110.2 | 1.6 | 2.9 |
| Canned meats, exc. dog, cat, and baby food | 0579 | 12/88 | 127.8 | 127.5 | 127.2 | -6 | -2 |
| Portion control & other meat-type products | 0586 | 12/01 | 102.5 | 103.6 | 106.3 | 3.9 | 2.6 |
| Processed poultry | 0222 | | 126.2 | 134.8 | 137.8 | 23.9 | 2.2 |
| Young chickens (broilers/fryers/roasters) | 03 | | 129.4 | 141.9 | 146.3 | 35.6 | 3.1 |
| Turkeys (toms/hens), inc. whole/parts/grou | 06 | | 104.8 | 105.0 | 109.3 | 9.3 | 4.1 |
| Canned, cooked, smoked or prepared poultry | 08 | | 134.5 | 134.5 | 134.2 | 5.3 | -2 |
| Chicken hens and other poultry/small game | 09 | 12/90 | 61.1 | (²) | (²) | (²) | (²) |
| Unprocessed and packaged fish | 0223 | | 249.2 | 249.1 | 237.7 | -6.1 | -4.6 |
| Unprocessed finfish | 01 | | 413.9 | 304.2 | 278.3 | -32.2 | -8.5 |
| Haddock | 0101 | | 221.9 | 229.6 | 299.5 | 46.4 | 30.4 |
| Halibut | 0102 | | (²) | 320.7 | (²) | (²) | (²) |
| Flounder | 0131 | 12/91 | 140.0 | 161.7 | 120.4 | 8.0 | -25.5 |
| Cod | 0132 | 12/91 | 164.5 | 160.7 | 191.6 | -2.2 | 19.2 |
| Pollock | 0133 | 12/91 | 61.7 | 72.6 | 41.1 | -39.5 | -43.4 |
| Other finfish | 0199 | 12/91 | 315.1 | 360.5 | 337.1 | 5.7 | -6.5 |
| Fresh packaged fish and seafood | 02 | | 274.4 | 282.0 | 307.8 | 19.9 | 9.1 |
| Frozen packaged fish and seafood | 03 | | 177.5 | 177.8 | 177.6 | -1.7 | -1 |
| Frozen packaged fish, excluding shellfish | 0311 | 12/82 | 199.7 | 201.1 | 197.1 | 7.9 | -2.0 |
| Frozen packaged shellfish and other seafood | 0313 | 12/82 | 155.6 | 160.8 | 158.9 | -3.4 | -1.2 |
| Canned and cured seafood | 04 | | 112.1 | 111.2 | 110.9 | 5.2 | -3 |
| Unprocessed shellfish | 05 | 12/91 | 169.6 | 235.4 | 177.5 | 4.0 | -24.6 |
| Shrimp | 0501 | 12/91 | 77.5 | 76.7 | 72.7 | -19.8 | -5.2 |
| Lobsters | 0503 | 12/91 | 111.3 | 262.7 | 149.4 | 19.5 | -43.1 |
| Clams | 0504 | 12/91 | 292.4 | 235.8 | 235.8 | -7.4 | 0 |
| Other shellfish | 0599 | 12/91 | 182.6 | 152.8 | 152.1 | -18.7 | -5 |
| Dairy products | 023 | | 154.4 | 162.3 | 169.6 | 18.1 | 4.5 |
| Fluid milk products | 0231 | | 171.7 | 180.2 | 185.9 | 16.8 | 3.2 |
| Packaged fluid milk and related products | 03 | 12/82 | 179.2 | 188.2 | 193.8 | 18.5 | 3.0 |
| Fluid whole milk | 0301 | | 174.7 | 183.9 | 189.4 | 20.3 | 3.0 |

See footnotes at end of table.

Table 6. Producer price indexes and percent changes for commodity groupings and individual items, not seasonally adjusted—Continued

(1982=100 unless otherwise indicated)

| Commodity | Commodity code | Other index base | Index | | | Percent change to May 2007 from: | |
|---|----------------|------------------|------------------------|------------------------|-----------------------|----------------------------------|------------------|
| | | | Jan. 2007 ¹ | Apr. 2007 ¹ | May 2007 ¹ | May 2006 | Apr. 2007 |
| Fluid milk products—Continued | 0231 | | | | | | |
| Reduced fat and lowfat milk (1/2-2%) | 0302 | 12/82 | 192.4 | 202.8 | 209.1 | 19.3 | 3.1 |
| Fat free or skim milk | 0303 | 12/82 | 200.4 | 211.2 | 217.5 | 20.2 | 3.0 |
| Cream: light, heavy, sour, half & half, and whipped | 0304 | 12/82 | 156.3 | 161.3 | 165.4 | 10.1 | 2.5 |
| Cottage cheese | 04 | 12/82 | 177.4 | 185.7 | 196.7 | 16.0 | 5.9 |
| Other milk products | 05 | 12/82 | 160.9 | 162.5 | 165.2 | 5.5 | 1.7 |
| Bulk fluid milk and cream | 06 | 12/91 | 114.1 | 123.1 | 128.3 | 20.1 | 4.2 |
| Butter | 0232 | | 90.3 | 100.0 | 107.0 | 22.1 | 7.0 |
| Natural, processed, and imitation cheese | 0233 | | 130.4 | 135.6 | 144.9 | 19.5 | 6.9 |
| Natural cheese, except cottage cheese | 02 | | 124.5 | 129.2 | 138.9 | 20.5 | 7.5 |
| Processed cheese and related products | 03 | | 134.7 | 139.2 | 145.9 | 13.8 | 4.8 |
| Imitation cheese | 04 | 06/88 | 156.8 | 159.3 | 160.5 | 2.5 | .8 |
| Liquid raw whey | 07 | 12/04 | 155.1 | 224.1 | 260.4 | 151.6 | 16.2 |
| Ice cream and frozen desserts | 0234 | | 178.3 | 179.1 | 179.5 | 2.0 | .2 |
| Dry, condensed, and evaporated milk prod | 0235 | | 167.2 | 184.3 | 194.9 | 35.2 | 5.8 |
| Dry milk product, including feed grade | 02 | 12/83 | 152.2 | 174.4 | 186.7 | 49.2 | 7.1 |
| Liquid milk products | 03 | 12/83 | 189.9 | 195.2 | 202.1 | 15.4 | 3.5 |
| Consumer-type canned milk products | 0301 | 12/83 | 215.1 | 215.5 | 217.5 | 6.0 | .9 |
| Bulk liquid milk products, including feed grade | 0303 | 12/83 | 138.0 | 155.0 | 173.8 | 46.7 | 12.1 |
| Processed fruits and vegetables | 024 | | 156.3 | 156.6 | 159.4 | 8.6 | 1.8 |
| Canned fruits and juices | 0241 | | 165.8 | 162.0 | 167.9 | 11.0 | 3.6 |
| Canned fruits | 01 | | 156.4 | 156.3 | 156.2 | 6.0 | -.1 |
| Canned fruit juices | 02 | | 173.0 | 167.4 | 176.4 | 13.5 | 5.4 |
| Frozen fruits, juices and ades | 0242 | | 192.7 | 199.1 | 203.7 | 19.3 | 2.3 |
| Frozen fruits, melons, and berries | 02 | | 166.0 | 165.6 | 163.1 | -1.1 | -1.5 |
| Frozen juices and ades | 03 | | 202.6 | 211.6 | 218.7 | 26.3 | 3.4 |
| Frozen orange juice | 0301 | | 198.1 | 211.2 | 219.6 | 36.4 | 4.0 |
| Canned vegetables and juices | 0244 | | 142.8 | 143.4 | 144.0 | 3.7 | .4 |
| Canned vegetables, excl. hominy and mushrooms | 0102 | 12/87 | 142.8 | 142.9 | 144.0 | 5.0 | .8 |
| Catsup and other tomato sauces | 0127 | 12/87 | 136.8 | 137.5 | 137.7 | 3.0 | .1 |
| Canned vegetable juices | 0139 | 12/87 | 117.6 | 117.3 | 117.3 | 1.2 | 0 |
| Frozen vegetables | 0245 | | 144.0 | 145.3 | 146.2 | 5.3 | .6 |
| Frozen potatoes | 02 | 12/90 | 129.5 | 130.3 | 131.4 | 7.8 | .8 |
| Frozen French fried potatoes | 0201 | | 159.7 | (²) | 161.2 | 7.5 | (²) |
| Other frozen potato products | 0209 | | 157.6 | 162.4 | 163.6 | 8.8 | .7 |
| Frozen vegetables, except potatoes | 05 | 12/90 | 114.6 | 116.1 | 116.4 | 2.3 | .3 |
| Frozen vegetable combinations | 0521 | 12/90 | 107.3 | 107.7 | 108.4 | 1.2 | .6 |
| Frozen vegetables, exc. potatoes & vegetable combos | 0541 | 06/97 | 110.5 | 112.2 | 112.3 | 2.6 | .1 |
| Dried and dehydrated food | 0248 | 12/03 | 116.3 | 117.6 | 119.8 | 8.9 | 1.9 |
| Sugar and confectionery | 025 | | 169.0 | 169.6 | 169.8 | .7 | .1 |
| Raw cane sugar and byproducts | 0252 | | 127.7 | 129.2 | 131.3 | -5.4 | 1.6 |
| Refined sugar and byproducts | 0253 | | 142.3 | 134.9 | 133.2 | -13.3 | -1.3 |
| Refined cane sugar and byproducts | 0701 | 12/02 | 120.7 | 112.6 | 111.9 | -13.6 | -6 |
| Refined beet sugar and byproducts | 0702 | 12/02 | 115.5 | 112.0 | 109.7 | -12.9 | -2.1 |
| Confectionery materials | 0254 | | 150.6 | 152.4 | 152.7 | 12.5 | .2 |
| Chocolate coatings | 0104 | 06/83 | 106.5 | 112.2 | 113.8 | 6.4 | 1.4 |
| Other chocolate and cocoa products | 0105 | 06/83 | 163.3 | 164.6 | 164.9 | 1.6 | .2 |
| Corn sweeteners | 0107 | 06/85 | 175.5 | 176.8 | 176.9 | 17.1 | .1 |
| Confectionery end products | 0255 | | 204.0 | 207.0 | 207.8 | 2.4 | .4 |
| Chewing gum | 02 | | 203.5 | 203.5 | 203.8 | .2 | .1 |
| Candy and nuts | 03 | 06/83 | 181.2 | 184.2 | 185.1 | 2.9 | .5 |
| Chocolate and chocolate-type confectionery products | 0301 | 06/83 | 172.1 | 176.2 | 179.0 | 5.4 | 1.6 |
| Nonchocolate confectionery products | 0302 | 06/83 | 169.0 | 171.7 | 172.0 | 2.5 | .2 |
| Processed nuts and seeds | 0304 | 06/91 | 149.7 | 150.1 | 147.6 | -2.3 | -1.7 |
| Other confectionery products | 0305 | 06/91 | 130.0 | 130.0 | 130.0 | (²) | 0 |
| Sweetening syrups and molasses | 04 | 12/85 | 141.4 | 141.4 | 141.4 | -2.1 | 0 |
| Beverages and beverage materials | 026 | | 163.7 | 165.2 | 165.9 | 2.2 | .4 |
| Alcoholic beverages | 0261 | | 159.5 | 161.4 | 161.7 | .3 | .2 |
| Malt beverages | 01 | | 158.0 | 160.5 | 160.5 | -.7 | 0 |
| Bottled beer | 0101 | | 135.7 | 137.8 | 137.8 | .8 | 0 |

See footnotes at end of table.

Table 6. Producer price indexes and percent changes for commodity groupings and individual items, not seasonally adjusted—Continued

(1982=100 unless otherwise indicated)

| Commodity | Commodity code | Other index base | Index | | | Percent change to May 2007 from: | |
|--|----------------|------------------|------------------------|------------------------|-----------------------|----------------------------------|------------------|
| | | | Jan. 2007 ¹ | Apr. 2007 ¹ | May 2007 ¹ | May 2006 | Apr. 2007 |
| Alcoholic beverages—Continued | 0261 | | | | | | |
| Canned beer | 0103 | | 168.4 | 170.4 | 170.4 | -2.2 | 0.0 |
| Barrels and kegs | 0105 | 06/82 | 186.5 | 194.0 | 193.8 | 4.0 | -.1 |
| Other malt beverages | 0108 | 12/03 | 104.7 | 108.8 | 109.3 | 4.5 | .5 |
| Distilled & bottled liquor, excl brandy & | 02 | | 165.5 | 168.6 | 170.0 | 4.3 | .8 |
| Distilled & bottled liquor, excl brandy & dist gra | 0215 | 06/83 | 181.1 | 184.5 | 186.1 | 4.3 | .9 |
| Wines, brandy and brandy spirits | 04 | 12/83 | 157.0 | 158.0 | 157.9 | 1.5 | -.1 |
| Wines, brandy, and brandy spirits | 0441 | 06/06 | 100.1 | 100.8 | 100.7 | (²) | -.1 |
| Soft drinks | 0262 | | 165.7 | 166.4 | 167.6 | 2.8 | .7 |
| Noncarbonated soft drinks | 06 | | 154.2 | 157.2 | 158.7 | 1.3 | 1.0 |
| Bottled water manufacturing | 0608 | 12/03 | 101.7 | 98.9 | 98.9 | -3.9 | 0 |
| Bottled carbonated soft drinks | 07 | 12/96 | 134.2 | 135.4 | 137.6 | 5.4 | 1.6 |
| Canned carbonated soft drinks | 08 | 12/96 | 122.1 | 118.9 | 118.9 | 3.7 | 0 |
| Packaged beverage materials | 0263 | | 159.6 | 161.4 | 161.5 | 6.3 | .1 |
| Coffee (whole bean, ground, & instant) | 01 | | 161.3 | 163.4 | 163.5 | 7.0 | .1 |
| Soluble (instant) coffee | 0103 | | 145.7 | 145.7 | 145.7 | 5.3 | 0 |
| Ground roasted and whole bean coffee | 0104 | 06/88 | 140.8 | 142.9 | 143.0 | 7.3 | .1 |
| Tea | 03 | | 145.0 | 145.0 | 145.0 | 1.6 | 0 |
| Other beverage materials | 0264 | | 172.2 | 175.8 | 176.1 | 4.2 | .2 |
| Malt and malt by-products | 0101 | | 98.7 | 101.5 | 103.3 | 6.6 | 1.8 |
| Liquid beverage bases, used for soft drinks | 0111 | 12/85 | 192.7 | 196.9 | 196.9 | 4.2 | 0 |
| Fats and oils | 027 | | 188.3 | 191.7 | 199.2 | 15.8 | 3.9 |
| Other oilseed processing | 027A | 12/04 | 120.9 | 121.7 | 122.3 | 16.9 | .5 |
| Animal fats and oils | 0271 | | 153.9 | 190.9 | 191.6 | 43.2 | .4 |
| Shortening and cooking oil | 0278 | | 195.3 | 199.5 | 209.0 | 15.1 | 4.8 |
| Shortening, 100% vegetable | 0102 | 12/89 | 138.2 | 129.8 | 137.2 | 8.0 | 5.7 |
| Margarine | 0109 | | 238.5 | 253.9 | 265.0 | 24.6 | 4.4 |
| Salad and cooking oils | 0111 | | 180.1 | 192.8 | 196.6 | 14.7 | 2.0 |
| All other fully refined oils | 0113 | | 145.6 | 150.0 | 158.3 | 13.6 | 5.5 |
| Miscellaneous processed foods | 028 | | 176.0 | 178.1 | 178.6 | 2.5 | .3 |
| Jams, jellies, and preserves | 0281 | | 152.4 | 152.9 | 153.5 | 6.4 | .4 |
| Pickles and pickle products | 0282 | | 193.1 | 193.4 | 193.4 | 2.3 | 0 |
| Processed eggs | 0283 | | 112.3 | 131.3 | 136.6 | 26.7 | 4.0 |
| Canned specialties | 0284 | | 187.2 | 187.2 | 187.6 | .9 | .2 |
| Canned baby foods | 0101 | 12/82 | 238.3 | (²) | 241.6 | 1.4 | (²) |
| Canned dry beans | 0102 | 12/82 | 137.0 | 130.5 | 130.5 | -4.6 | 0 |
| Canned specialty foods | 0103 | 12/82 | 137.5 | 137.3 | 137.3 | 1.0 | 0 |
| Canned soups | 0104 | 12/82 | 246.4 | 250.0 | 250.0 | 2.8 | 0 |
| Frozen specialties | 0285 | | 156.0 | 155.8 | 156.5 | .8 | .4 |
| Frozen pies and other baked goods | 0109 | 12/82 | 193.9 | 192.9 | 195.3 | 1.8 | 1.2 |
| Frozen dinners, entrees and side dishes | 0111 | 12/82 | 144.2 | 144.2 | 144.5 | .2 | .2 |
| Other frozen specialties | 0113 | 12/82 | 153.6 | 153.6 | 153.7 | 1.0 | .1 |
| Meat sauces | 0286 | | 161.1 | 160.9 | 161.9 | 1.3 | .6 |
| Other miscellaneous processed foods | 0289 | | 185.4 | 187.5 | 187.6 | 2.2 | .1 |
| Mayonnaise, salad dressings, and sandwich spreads | 0102 | 12/86 | 166.2 | 168.7 | 168.5 | 2.2 | -.1 |
| Dry mix preparations | 0148 | 06/91 | 121.9 | 123.0 | 123.0 | 1.7 | 0 |
| Perishable prepared food not frozen, incl. tortillas | 0149 | 06/91 | 133.8 | 134.8 | 134.8 | 3.8 | 0 |
| Flavoring extracts, emulsions & other liquid flavors | 0151 | 12/85 | 134.4 | 133.5 | 134.6 | -.4 | .8 |
| Other flavoring agents, except chocolate syrup | 0154 | 12/00 | 108.4 | 108.4 | 108.4 | 1.0 | 0 |
| Spices | 0156 | 06/91 | 160.2 | 167.0 | 167.0 | 5.4 | 0 |
| Peanut butter | 0158 | 06/91 | 99.1 | 99.1 | 99.1 | 0 | 0 |
| Manufactured ice | 0161 | 12/85 | 168.3 | 171.0 | 171.9 | 3.6 | .5 |
| Dairy product substitutes | 0162 | 06/92 | 139.7 | 140.6 | 140.6 | .8 | 0 |
| Desserts (ready-to-mix) | 0171 | 12/85 | 153.3 | (²) | 153.3 | 0 | (²) |
| Chips (potato, corn, etc.) | 0172 | 12/85 | 152.9 | 155.5 | 155.2 | 1.7 | -.2 |
| Cider and vinegar | 0174 | 12/85 | 115.9 | 115.9 | (²) | (²) | (²) |
| Other food preparations | 0175 | 12/85 | 158.7 | 158.7 | 158.7 | 3.6 | 0 |
| Prepared animal feeds | 029 | | 130.9 | 140.7 | 136.3 | 16.8 | -3.1 |
| Corn, cottonseed, & soybean cake & meal | 0292 | | 96.2 | 115.4 | 107.7 | 13.5 | -6.7 |
| Soybean cake, meal, and other byproducts | 0112 | 12/04 | 117.4 | 140.8 | 131.4 | 13.6 | -6.7 |

See footnotes at end of table.

Table 6. Producer price indexes and percent changes for commodity groupings and individual items, not seasonally adjusted—Continued

(1982=100 unless otherwise indicated)

| Commodity | Commodity code | Other index base | Index | | | Percent change to May 2007 from: | |
|---|----------------|------------------|------------------------|------------------------|-----------------------|----------------------------------|------------------|
| | | | Jan. 2007 ¹ | Apr. 2007 ¹ | May 2007 ¹ | May 2006 | Apr. 2007 |
| Formula feeds | 0293 | | 145.5 | 153.1 | 147.4 | 22.8 | -3.7 |
| Poultry feeds: egg-type, broiler and turkey | 0102 | 12/86 | 143.3 | 156.9 | 148.5 | 29.1 | -5.4 |
| Dairy cattle feeds, complete | 0104 | 12/86 | 167.0 | 159.4 | 154.7 | 18.6 | -2.9 |
| Dairy cattle feeds, supplements and concentrates | 0106 | 12/86 | 155.4 | 159.3 | 156.5 | 6.8 | -1.8 |
| Swine feeds, complete | 0108 | 12/86 | 183.4 | 186.9 | 185.6 | 26.9 | -7 |
| Swine feed supplements, concentrates, and premixes | 0112 | 12/86 | 145.4 | 146.9 | 144.9 | 8.0 | -1.4 |
| Beef cattle feeds, complete | 0114 | 12/86 | 211.2 | 227.9 | 224.5 | 30.7 | -1.5 |
| Beef cattle feeds, supplements and concentrates | 0116 | 12/86 | 158.1 | 162.6 | 157.8 | 12.2 | -3.0 |
| Other poultry and livestock feeds | 0118 | 12/86 | 150.1 | 158.7 | 154.6 | 19.4 | -2.6 |
| Miscellaneous feedstuffs | 0294 | | 160.8 | 167.9 | 165.5 | 11.0 | -1.4 |
| Pet food | 02 | | 177.3 | 182.0 | 181.8 | 5.0 | -1 |
| Dog and cat food | 0202 | 12/85 | 151.6 | 155.4 | 155.7 | 4.6 | .2 |
| Other pet and specialty feeds | 0203 | 12/85 | 149.9 | 156.1 | 152.3 | 8.6 | -2.4 |
| Other than pet food | 03 | | 123.9 | 132.7 | 128.3 | 27.4 | -3.3 |
| Meat meal and meat and bone meal | 0301 | | 88.1 | 110.3 | 101.3 | 27.3 | -8.2 |
| Corn wet process byproducts, incl. gluten meal | 0317 | 06/85 | 85.6 | 83.1 | 74.7 | 12.2 | -10.1 |
| Other animal feeds, incl. fish scrap & feather meal | 0325 | 12/97 | 102.5 | 114.3 | 107.3 | 28.5 | -6.1 |
| Miscellaneous by-products of meat packing | 0333 | 06/01 | 167.5 | 167.2 | 189.7 | 54.7 | 13.5 |
| Textile products and apparel | 03 | | 125.1 | 125.4 | 125.4 | .7 | 0 |
| Synthetic fibers | 031 | | 113.3 | 114.5 | 114.9 | -1 | .3 |
| Unprocessed filament yarns | 0315 | | 117.4 | 118.6 | 119.1 | 0 | .4 |
| Non-cellulosic | 02 | | 108.4 | 109.5 | 110.0 | 0 | .5 |
| Fibrous glass yarn | 0231 | | 95.1 | 92.9 | 92.6 | -4.1 | -3 |
| Non-cellulosic organic fibers | 0241 | 06/05 | 100.7 | 102.4 | 102.9 | .7 | .5 |
| Processed yarns and threads | 032 | | 115.0 | 115.8 | 115.4 | 1.8 | -3 |
| Yarns | 0326 | | 110.7 | 111.4 | 111.1 | 1.7 | -3 |
| Cotton | 01 | | 86.5 | 86.6 | 86.4 | 1.3 | -2 |
| Carded cotton yarns | 0111 | 12/00 | 93.0 | 93.0 | 93.3 | 1.5 | .3 |
| Combed cotton yarns | 0121 | 12/00 | 96.1 | 96.2 | (²) | (²) | (²) |
| Wool | 02 | | 128.3 | 128.3 | 128.3 | 2.1 | 0 |
| Synthetic | 03 | | 125.7 | 127.3 | 125.4 | 1.0 | -1.5 |
| Other throwing and winding mill products | 04 | 12/88 | 120.0 | 120.4 | 121.4 | 2.4 | .8 |
| Textured bulked or crimped filament yarn | 0403 | 12/96 | 101.2 | 101.7 | 102.6 | 3.2 | .9 |
| Commission throwing/texturing filament yar | 05 | 12/88 | 110.0 | 110.0 | (²) | (²) | (²) |
| Threads | 0327 | | 192.0 | 192.1 | 192.1 | 4.1 | 0 |
| Gray fabrics | 033 | | 119.2 | 119.6 | 119.4 | -7 | -2 |
| Broadwovens | 0337 | | 118.3 | 119.2 | 119.0 | -4 | -2 |
| Cotton | 01 | | 110.0 | 110.1 | 109.8 | -3 | -3 |
| Synthetic | 03 | | 117.8 | 119.0 | 119.0 | -3 | 0 |
| Knits | 0338 | | 112.3 | 112.3 | 112.3 | .2 | 0 |
| Circular knits, except hosiery | 03 | | 106.1 | 106.1 | 106.1 | .8 | 0 |
| Other fabrics | 0339 | 06/84 | 126.7 | 125.0 | 124.8 | -1.9 | -2 |
| Finished fabrics | 034 | | 127.6 | 127.8 | 127.5 | -1 | -2 |
| Broadwovens | 0342 | | 123.4 | 127.9 | 126.6 | 2.3 | -1.0 |
| Cotton | 01 | | 113.6 | 117.7 | 117.4 | 3.4 | -3 |
| Wool | 02 | | 119.7 | 121.0 | 120.9 | 1.3 | -1 |
| Synthetic | 03 | | 132.3 | 137.3 | 135.1 | 1.5 | -1.6 |
| Narrow fabrics | 0344 | | 136.4 | 136.5 | 136.7 | 1.9 | .1 |
| Nonwovens and felt goods | 0345 | | 140.6 | 140.8 | 140.6 | -6 | -1 |
| Nonwoven fabrics | 0321 | | 140.8 | 141.0 | 140.8 | -4 | -1 |
| Pressed, punched, or needled felts, except hats | 0333 | 12/01 | 101.6 | 101.8 | 101.8 | -1.6 | 0 |
| Coated fabrics, not rubberized | 0346 | 06/85 | 164.4 | 164.7 | 164.3 | 1.6 | -2 |
| Vinyl coated fabrics | 0102 | 06/85 | 161.0 | 161.0 | 160.5 | 2.4 | -3 |
| Other coated or laminated fabrics and coated yarns | 0103 | 06/85 | 169.0 | 169.4 | 169.2 | 1.1 | -1 |
| Embroideries and lace goods | 0347 | 06/85 | 156.3 | 156.0 | 156.2 | 0 | .1 |
| Embroideries | 01 | 06/85 | 156.3 | 156.0 | 156.2 | -1 | .1 |
| Schiffli machine embroideries | 0105 | 06/85 | 143.0 | 143.0 | 143.0 | -5 | 0 |
| Printing and stamping on apparel | 0106 | 12/85 | 155.1 | 154.8 | 155.0 | 0 | .1 |
| Knit fabrics, finished in knitting mills | 0348 | 12/03 | 103.0 | 91.2 | 93.0 | -9.8 | 2.0 |

See footnotes at end of table.

Table 6. Producer price indexes and percent changes for commodity groupings and individual items, not seasonally adjusted—Continued

(1982=100 unless otherwise indicated)

| Commodity | Commodity code | Other index base | Index | | | Percent change to May 2007 from: | |
|--|----------------|------------------|------------------------|------------------------|-----------------------|----------------------------------|------------------|
| | | | Jan. 2007 ¹ | Apr. 2007 ¹ | May 2007 ¹ | May 2006 | Apr. 2007 |
| Knit fabrics, finished in knitting mills—Continued | 0348 | | | | | | |
| Circular knit fabrics | 01 | 12/03 | 103.5 | 102.7 | 102.3 | -1.4 | -0.4 |
| Warp knit fabrics | 02 | 12/03 | 102.5 | 80.2 | 84.3 | -17.8 | 5.1 |
| Apparel & other fabricated textile prods | 038 | | 128.1 | 128.2 | 128.3 | 1.0 | .1 |
| Apparel | 0381 | | 126.8 | 126.8 | 126.9 | .8 | .1 |
| Miscellaneous apparel and accessories | 04 | 12/83 | 146.2 | 148.1 | 148.3 | 2.6 | .1 |
| Fur products | 0407 | 12/83 | 172.7 | 203.2 | 199.4 | 15.7 | -1.9 |
| Milling, hats, and caps | 0413 | 12/90 | 135.7 | 136.6 | 138.4 | 2.0 | 1.3 |
| Fabric and leather gloves and mittens | 0417 | 12/03 | 104.7 | 104.6 | 104.6 | 1.9 | 0 |
| Belts, other than leather | 0425 | 06/85 | 114.9 | 114.7 | 114.7 | .7 | 0 |
| Leather and sheep-lined clothing | 0428 | 12/03 | 107.7 | 111.9 | 110.5 | 7.4 | -1.3 |
| Apparel and accessories, n.e.c. | 0441 | 12/85 | 137.4 | 138.2 | 138.2 | 1.8 | 0 |
| Contract work on apparel | 05 | 06/87 | 125.3 | 125.3 | 125.3 | .2 | 0 |
| Women's/girls/infants' cut & sew apparel | 06 | 12/03 | 101.3 | 101.2 | 101.0 | .7 | -2 |
| Women's and girls' knit shirts and blouses | 0601 | 12/03 | 105.2 | 105.2 | 105.2 | 4.0 | 0 |
| Women's and girls' woven shirts and blouses | 0602 | 12/03 | 102.2 | 102.2 | 102.3 | 1.8 | .1 |
| Women's and girls' dresses | 0611 | 12/03 | 96.5 | 96.7 | 96.5 | -2.0 | -2 |
| Women's and girls' coats and capes | 0621 | 12/03 | 100.0 | 100.0 | 100.0 | (²) | 0 |
| Women's and girls' suits and pantsuits | 0622 | 12/03 | 98.1 | 98.1 | 98.1 | (²) | 0 |
| Women's and girls' separate skirts | 0623 | | 112.9 | 113.0 | 113.0 | -3 | 0 |
| Women's and girls' tailored jackets and vests | 0624 | | 118.8 | 118.9 | 118.9 | .1 | 0 |
| Women's and girls' jeans and slacks | 0631 | 12/03 | 98.8 | 98.8 | 98.8 | -1 | 0 |
| Women's misses' , and juniors' swimwear | 0632 | 12/03 | 112.5 | (²) | 104.4 | 10.4 | (²) |
| Women's and girls' other outerwear | 0634 | 12/06 | 100.0 | 100.0 | 100.0 | (²) | 0 |
| Women's and girls' underwear | 0641 | 12/03 | 103.5 | 103.9 | 103.8 | -2.4 | -1 |
| Women's and girls' nightwear | 0642 | 12/03 | 97.6 | 97.6 | 97.6 | 1.2 | 0 |
| Women's and girls' brassieres | 0643 | | 145.6 | 145.8 | 145.8 | 1.5 | 0 |
| Women's/girls' corsets/combinations/accessories | 0644 | 12/03 | 112.4 | 112.4 | 112.4 | 4.9 | 0 |
| Women's and girls' robes and dressing gowns | 0645 | | 189.8 | 189.8 | 189.8 | 5.6 | 0 |
| Infants' outerwear | 0652 | 12/03 | 105.0 | 105.0 | 104.6 | 3.3 | -4 |
| Men's and boys' cut and sew apparel | 07 | 12/03 | 98.6 | 98.4 | 98.7 | .8 | .3 |
| Men's, junior boys', & little boys' trousers | 0701 | 12/03 | 95.9 | 95.9 | 96.0 | 2.1 | .1 |
| Men's and junior boys' work shirts | 0711 | 12/03 | 101.4 | 101.4 | 101.4 | .1 | 0 |
| Men's and junior boys' work clothing | 0712 | 12/03 | 94.4 | 95.1 | 95.1 | 1.1 | 0 |
| Men's, junior boys', & little boys' knit shirts | 0721 | 12/03 | 97.1 | 97.3 | 97.3 | 0 | 0 |
| Men's, junior boys', & little boys' woven shirts | 0722 | 12/03 | 107.6 | 107.4 | 107.6 | 2.1 | .2 |
| Men's, junior & little boys' suits, incl. uniforms | 0731 | 12/03 | 100.2 | 100.1 | 100.1 | 1.8 | 0 |
| Men's and junior boys' tailored sport coats & vests | 0733 | 12/03 | 101.2 | 100.6 | 100.6 | 1.0 | 0 |
| Men's/junior & little boys' nontailored heavy jacket | 0741 | 12/03 | 98.0 | 98.0 | 98.0 | .2 | 0 |
| Men's/boys' sweaters, & men's/junior boys' outerwear | 0743 | 12/03 | 104.8 | 104.8 | 104.8 | .7 | 0 |
| Men's and junior boys' neckwear | 0751 | 12/03 | 102.4 | 102.4 | 102.4 | 0 | 0 |
| Men's, junior boys', & little boys' underwear | 0761 | 12/03 | 104.7 | 103.5 | 103.7 | -1.0 | .2 |
| Apparel made in knitting mills | 08 | 12/03 | 98.3 | 98.4 | 98.7 | .5 | .3 |
| Knit outerwear | 0807 | 06/05 | 101.6 | 101.7 | 101.7 | 0 | 0 |
| Men's and boys' knit underwear and nightwear | 0811 | 12/03 | 99.6 | (²) | 99.6 | 3.5 | (²) |
| Women's/girls/infants' knit underwear/nightwear | 0812 | 12/03 | 100.0 | 100.0 | (²) | (²) | (²) |
| Women's/girls' finished pantyhose and tights | 0821 | 12/03 | 100.9 | 102.1 | 103.7 | 3.6 | 1.6 |
| Other women's/girls' finished sheer hosiery | 0822 | 12/03 | 104.2 | 105.9 | 106.8 | 2.0 | .8 |
| Men's finished seamless hosiery and socks | 0824 | 12/03 | 99.8 | 99.6 | 99.7 | -7 | .1 |
| All other finished hosiery and socks, exc. Sheer | 0825 | 12/03 | 97.8 | 97.7 | 97.7 | -8 | 0 |
| Seamless hosiery shipped in the greige, exc. Sheer | 0826 | 12/03 | 100.3 | 97.4 | 97.4 | -1.0 | 0 |
| Textile housefurnishings | 0382 | | 124.9 | 124.4 | 125.3 | 2.0 | .7 |
| Textile house furnishings | 03 | 06/83 | 134.5 | 134.0 | 134.9 | 1.9 | .7 |
| Curtains and draperies | 0304 | 12/05 | 101.2 | 101.3 | 102.4 | 1.2 | 1.1 |
| Other textiles, incl towels and bed textiles | 0312 | 06/05 | 101.1 | 100.6 | 101.3 | 2.0 | .7 |
| Fabricated products, n.e.c. | 0383 | | 138.5 | 140.0 | 139.6 | 1.5 | -3 |
| Industrial and other fabricated products | 03 | | 138.0 | 139.5 | 139.0 | 1.5 | -4 |
| Other trimmings and findings, nec | 0312 | 12/06 | 100.5 | 100.5 | 100.5 | (²) | 0 |
| Soft fiber cordage and twine, except cotton | 0324 | 06/85 | 130.9 | 131.4 | 131.7 | 1.8 | .2 |
| Cotton cordage and twine | 0325 | 06/85 | 97.0 | 97.0 | 97.0 | 2.9 | 0 |
| Textile bags | 0341 | 12/85 | 148.2 | 148.2 | 148.2 | 5.0 | 0 |
| Canvas and related products | 0345 | 06/03 | 107.9 | 110.9 | 111.6 | 6.0 | .6 |
| Fabricated textile products, nec. | 0351 | 12/85 | 117.1 | 118.0 | 116.9 | -8 | -9 |
| Miscellaneous textile products/services | 039 | 06/85 | 127.7 | 127.6 | 128.4 | 2.6 | .6 |
| Textile materials n.e.c. & proc. textile | 0391 | 06/85 | 138.7 | 138.9 | 136.2 | .5 | -1.9 |
| Textile fibers, yarns, and fabrics, n.e.c. | 01 | 06/85 | 132.1 | 132.9 | 132.8 | 3.7 | -1 |
| Padding and upholstery filling | 0104 | 12/85 | 133.4 | 134.2 | 134.1 | 3.2 | -1 |
| Jute goods and scouring and combing mill products | 0106 | 12/01 | 118.0 | 119.0 | 119.0 | 5.6 | 0 |
| Textile waste | 02 | 12/85 | 147.0 | 147.0 | 140.2 | -1.8 | -4.6 |
| Processed textile waste | 0201 | 12/85 | 190.2 | 190.9 | 195.7 | 4.9 | 2.5 |
| Recyclable textiles, incl. rags, scraps, & cloths | 0204 | 06/06 | 103.2 | 103.0 | 90.9 | (²) | -11.7 |

See footnotes at end of table.

Table 6. Producer price indexes and percent changes for commodity groupings and individual items, not seasonally adjusted—Continued

(1982=100 unless otherwise indicated)

| Commodity | Commodity code | Other index base | Index | | | Percent change to May 2007 from: | |
|---|----------------|------------------|------------------------|------------------------|-----------------------|----------------------------------|------------|
| | | | Jan. 2007 ¹ | Apr. 2007 ¹ | May 2007 ¹ | May 2006 | Apr. 2007 |
| Contract work on textile products | 0392 | 06/87 | 123.4 | 121.5 | 125.4 | 4.4 | 3.2 |
| Commission finishing of broadwoven fabrics | 0101 | 06/87 | 133.8 | 131.7 | 136.3 | 5.1 | 3.5 |
| Comm. knit/knit & fin. of circular & warp knit fabr. | 0104 | 12/94 | 97.7 | 96.6 | 96.6 | -1.1 | 0 |
| Other finishing of textiles | 0393 | 12/01 | 103.4 | 104.3 | 104.2 | 2.6 | -.1 |
| Hides, skins, leather, and related products | 04 | | 173.6 | 175.5 | 175.7 | 4.4 | .1 |
| Hides and skins, incl. cattle | 041 | | 215.6 | 220.7 | 220.9 | 12.8 | .1 |
| Leather | 042 | | 228.5 | 230.2 | 230.3 | 2.5 | 0 |
| Finished and unfinished leather | 0427 | 12/97 | 125.3 | 126.2 | 126.3 | 2.6 | .1 |
| Finished and unfinished leather | 0102 | 12/03 | 104.5 | 105.2 | 105.3 | 2.6 | .1 |
| Contract tanning and finishing | 0109 | 12/97 | 115.0 | 115.6 | 115.6 | .5 | 0 |
| Footwear | 043 | | 150.0 | 151.7 | 151.9 | 1.9 | .1 |
| Men's footwear, excluding athletic | 0431 | | 165.1 | 167.1 | 167.3 | 2.0 | .1 |
| Women's footwear, excluding athletic | 0432 | | 135.3 | 137.8 | 137.8 | 2.8 | 0 |
| All other footwear | 0439 | 12/02 | 99.7 | 99.7 | 100.5 | .8 | .8 |
| Other leather and related products | 044 | | 155.9 | 156.5 | 156.6 | 2.2 | .1 |
| Luggage and small leather goods | 0441 | | 147.1 | 148.0 | 148.0 | 3.6 | 0 |
| Luggage | 0112 | 12/84 | 114.7 | 114.7 | 114.9 | 3.9 | .2 |
| Women's & children's handbags & purses | 0128 | 06/82 | 142.8 | 146.7 | 146.9 | 4.9 | .1 |
| Other personal leather goods | 0132 | 06/82 | 154.4 | 156.4 | 154.2 | 2.4 | -1.4 |
| Gloves | 0442 | | 163.5 | 164.6 | 164.6 | 2.4 | 0 |
| Leather/leather-like goods, n.e.c. | 0445 | 06/85 | 152.3 | 152.7 | 152.7 | .9 | 0 |
| All other leather goods, nec | 0101 | 06/85 | 155.0 | 155.4 | 155.6 | 1.0 | .1 |
| Leather belts | 0111 | 06/85 | 147.2 | 147.3 | 147.3 | .8 | 0 |
| Fuels and related products and power | 05 | | 152.4 | 174.0 | 181.8 | 5.1 | 4.5 |
| Coal | 051 | | 128.9 | 130.6 | 129.6 | 1.6 | -.8 |
| Anthracite | 0511 | | 161.3 | 156.6 | 156.3 | 2.6 | -.2 |
| Prepared anthracite shipped | 01 | | 173.8 | 168.2 | 167.8 | 2.6 | -.2 |
| Unprepared anthracite shipped | 02 | | 121.0 | 118.3 | 118.4 | 2.3 | .1 |
| Bituminous coal and Lignite | 0512 | | 128.6 | 130.4 | 129.4 | 1.6 | -.8 |
| Unprepared bituminous coal and Lignite | 08 | | 122.1 | 123.8 | 122.1 | 4.8 | -1.4 |
| Prepared bituminous and Lignite | 09 | 12/01 | 131.7 | 133.6 | 132.7 | .9 | -.7 |
| Mechanically cleaned bituminous coal and lignite | 0901 | 12/01 | 143.4 | 144.0 | 140.8 | -1.0 | -2.2 |
| Bituminous coal and Lignite, other preparation | 0902 | 12/01 | 129.7 | 136.1 | 135.4 | 3.4 | -5 |
| Gas fuels | 053 | | 236.3 | 280.1 | 298.8 | 11.7 | 6.7 |
| Natural gas | 0531 | | 241.7 | 286.3 | 305.2 | 10.7 | 6.6 |
| Liquefied petroleum gas | 0532 | | 236.5 | 272.8 | 300.6 | 9.7 | 10.2 |
| Propane | 0104 | | 266.7 | 315.8 | 335.0 | 8.2 | 6.1 |
| Butane | 0105 | | 173.6 | 190.6 | 211.0 | 12.1 | 10.7 |
| Gas mixtures and other natural gas liquids | 0107 | 06/84 | 233.0 | 271.3 | 303.5 | 9.5 | 11.9 |
| Electric power | 054 | | 161.0 | 162.8 | 165.2 | 2.9 | 1.5 |
| Residential electric power | 0541 | 12/90 | 134.7 | 135.8 | 137.2 | 2.3 | 1.0 |
| Commercial electric power | 0542 | | 158.7 | 160.8 | 162.3 | 1.8 | .9 |
| Industrial electric power | 0543 | | 171.9 | 173.7 | 179.1 | 4.9 | 3.1 |
| Other electric power | 0545 | 12/90 | 129.8 | 133.6 | 138.1 | 12.4 | 3.4 |
| Utility natural gas | 055 | 12/90 | 225.9 | 229.0 | 229.7 | 1.1 | .3 |
| Residential natural gas | 0551 | 12/90 | 220.8 | 226.1 | 226.0 | 1.1 | 0 |
| Commercial natural gas | 0552 | 12/90 | 233.6 | 236.8 | 235.8 | .4 | -.4 |
| Industrial natural gas | 0553 | 12/90 | 238.8 | 247.7 | 250.9 | 3.6 | 1.3 |

See footnotes at end of table.

Table 6. Producer price indexes and percent changes for commodity groupings and individual items, not seasonally adjusted—Continued

(1982=100 unless otherwise indicated)

| Commodity | Commodity code | Other index base | Index | | | Percent change to May 2007 from: | |
|---|----------------|------------------|------------------------|------------------------|-----------------------|----------------------------------|------------------|
| | | | Jan. 2007 ¹ | Apr. 2007 ¹ | May 2007 ¹ | May 2006 | Apr. 2007 |
| Natural gas to electric utilities | 0554 | 12/90 | 187.7 | 185.0 | 187.9 | -1.4 | 1.6 |
| Crude petroleum (domestic production) | 0561 | | 146.6 | 167.0 | 170.1 | -11.4 | 1.9 |
| Petroleum products, refined | 057 | | 163.2 | 214.5 | 230.1 | 6.8 | 7.3 |
| Gasoline | 0571 | | 162.0 | 228.7 | 256.4 | 13.9 | 12.1 |
| Unleaded premium gasoline | 03 | | 168.4 | 234.7 | 258.4 | 14.5 | 10.1 |
| Unleaded regular gasoline | 04 | | 157.9 | 224.5 | 254.4 | 14.4 | 13.3 |
| Unleaded mid-premium gasoline | 05 | 12/87 | 275.8 | 381.8 | 426.9 | 13.8 | 11.8 |
| Kerosene and jet fuels | 0572 | | 173.7 | 207.4 | 205.6 | -5.1 | -9 |
| Kerosene | 02 | | 173.9 | 207.7 | 210.2 | 6.7 | 1.2 |
| Jet fuel | 03 | | 174.1 | 207.9 | 205.8 | -5.9 | -1.0 |
| Light fuel oils | 0573 | | 180.0 | 232.2 | 225.3 | -2.6 | -3.0 |
| Home heating oil and other distillates | 02 | | 182.1 | 221.9 | 227.8 | 2.5 | 2.7 |
| #2 diesel fuel | 03 | | 180.9 | 238.0 | 226.5 | -5.5 | -4.8 |
| Residual fuels | 0574 | | 133.2 | 157.2 | 169.4 | 4.4 | 7.8 |
| Finished lubricants | 0576 | | 273.3 | 271.7 | 274.5 | 10.6 | 1.0 |
| Lubricating grease | 03 | | 248.9 | 244.6 | 251.3 | 13.1 | 2.7 |
| Lubricating and similar oils | 04 | 06/85 | 256.5 | 255.2 | 257.5 | 10.3 | .9 |
| Petroleum and coal products, n.e.c. | 058 | 12/84 | 122.7 | 132.7 | 136.0 | -4.3 | 2.5 |
| Petroleum and coal products, n.e.c. | 0581 | | | | | | |
| Asphalt | 0112 | 06/85 | 126.2 | 140.8 | 146.4 | -4.7 | 4.0 |
| Other petroleum and coal products | 0119 | 12/84 | 177.5 | 179.1 | 179.1 | 2.9 | 0 |
| Chemicals and allied products | 06 | | 206.0 | 210.5 | 213.3 | 3.7 | 1.3 |
| Industrial chemicals | 061 | | 211.8 | 216.9 | 223.7 | 5.2 | 3.1 |
| Basic inorganic chemicals ⁴ | 0613 | | 179.4 | 178.8 | 180.5 | 5.4 | 1.0 |
| Inorganic chemicals, other than alkalis a | 02 | | 173.9 | 173.2 | 175.5 | 7.7 | 1.3 |
| Aluminum compounds | 0209 | 06/95 | 131.6 | 127.2 | 127.0 | -2.2 | -2 |
| Lime, inc., quick hydrated & dead burned dolomite | 0213 | | 160.7 | 165.7 | 165.3 | 6.5 | -2 |
| Potassium & sodium compounds, ex. bleaches/alkalies | 0217 | 06/01 | 135.6 | 135.4 | 137.4 | 1.3 | 1.5 |
| Other inorganic acids, inc. hydrochloric | 0224 | 06/02 | 108.7 | (²) | (²) | (²) | (²) |
| Sulfuric acid | 0232 | 06/87 | 169.2 | 170.1 | 170.6 | .8 | .3 |
| Rock salt | 0271 | 12/84 | 221.3 | 221.0 | 221.0 | 5.7 | 0 |
| Processed or refined potassium salts | 0274 | 12/84 | 199.3 | 202.4 | 207.3 | 3.7 | 2.4 |
| Other inorganic chemicals, nec | 0283 | 12/06 | 100.2 | 99.3 | 101.1 | (²) | 1.8 |
| Alkalies and chlorine | 03 | | 236.8 | 236.8 | 235.9 | -6.0 | -4 |
| Natural sodium carbonate and sulfate | 0301 | | 128.5 | 132.6 | 133.9 | 5.4 | 1.0 |
| Chlorine, sodium hydroxide, and other alkalies | 0302 | 06/05 | 113.7 | 113.6 | 112.9 | -6.5 | -6 |
| Basic organic chemicals ⁴ | 0614 | | 219.6 | 226.5 | 233.9 | 4.3 | 3.3 |
| Primary | 01 | | 249.3 | 270.1 | 282.5 | 3.8 | 4.6 |
| Aromatics | 0197 | 06/01 | 275.8 | 282.2 | 297.7 | 3.1 | 5.5 |
| Liquid refinery gases | 0198 | 06/01 | 218.6 | 245.9 | 259.3 | 4.4 | 5.4 |
| Intermediate | 02 | | 169.1 | 158.9 | 179.8 | 10.9 | 13.2 |
| Cyclic intermediate chemicals | 0281 | 06/01 | 158.6 | 148.2 | 169.8 | 12.4 | 14.6 |
| Synthetic organic dyes | 0282 | 06/01 | 80.5 | 81.1 | 78.7 | -4.6 | -3.0 |
| Other basic organics | 03 | | 176.4 | 175.2 | 173.7 | 2.4 | -9 |
| Ethanol (ethyl alcohol) | 0341 | | 267.9 | 272.4 | 274.2 | 12.7 | .7 |
| Other basic organics | 0399 | 06/87 | 172.5 | 171.0 | 169.3 | 1.7 | -1.0 |
| Paints and allied products | 062 | | 207.7 | 212.6 | 212.6 | 4.6 | 0 |
| Prepared paint | 0621 | | 204.1 | 209.4 | 209.8 | 3.7 | .2 |
| Architectural coatings | 01 | | 222.8 | 232.2 | 232.0 | 4.6 | -1 |
| OEM finishes excluding marine coatings | 02 | 06/83 | 145.3 | 146.3 | 147.3 | 1.2 | .7 |
| Special purpose coatings, incl. marine, in | 03 | 06/83 | 270.6 | 276.6 | 276.8 | 5.6 | .1 |
| Paint materials | 0622 | | 205.1 | 207.5 | 207.7 | 6.6 | .1 |
| Paint colors | 02 | | 173.7 | 175.1 | 175.3 | 6.2 | .1 |
| Iron oxide pigments | 0206 | 06/83 | 202.6 | 206.0 | 206.0 | 1.7 | 0 |
| Titanium pigments | 0209 | | 165.9 | 163.9 | 163.9 | -9 | 0 |
| All other organic pigments | 0298 | 06/87 | 120.1 | 120.6 | 120.5 | .3 | -1 |
| All other inorganic pigments | 0299 | 06/83 | 226.1 | 234.4 | 236.9 | 31.8 | 1.1 |
| Paint fillers | 04 | | 142.3 | 147.2 | 147.3 | 9.1 | .1 |
| Allied and miscellaneous paint products | 0623 | 06/83 | 232.4 | 242.0 | 236.9 | 7.2 | -2.1 |

See footnotes at end of table.

Table 6. Producer price indexes and percent changes for commodity groupings and individual items, not seasonally adjusted—Continued

(1982=100 unless otherwise indicated)

| Commodity | Commodity code | Other index base | Index | | | Percent change to May 2007 from: | |
|---|----------------|------------------|------------------------|------------------------|-----------------------|----------------------------------|------------------|
| | | | Jan. 2007 ¹ | Apr. 2007 ¹ | May 2007 ¹ | May 2006 | Apr. 2007 |
| Drugs and pharmaceuticals | 063 | | 318.6 | 319.9 | 320.9 | 2.4 | 0.3 |
| Medicinal and botanical chemicals | 0631 | | 142.1 | 141.6 | 141.4 | 2.5 | -1 |
| Synthetic organic medicinal chemicals, bulk | 0201 | 06/82 | 142.6 | 141.8 | 141.8 | 3.1 | 0 |
| Other medicinals and botanicals, bulk | 0202 | 06/82 | 129.2 | 128.9 | 128.8 | .4 | -1 |
| Preparations, veterinary | 0634 | | 138.3 | 139.7 | 139.7 | 3.7 | 0 |
| Biological products, including diagnosti | 0637 | | 205.5 | 203.5 | 204.1 | 1.5 | .3 |
| Blood & derivatives, human use | 11 | | 168.0 | (²) | (²) | (²) | (²) |
| Diagnostics and other biologicals | 14 | | 224.1 | 220.4 | 221.0 | .3 | .3 |
| In-vitro diagnostic substances | 1402 | | 163.8 | 158.5 | 159.1 | -1.6 | .4 |
| Other biologics, except diagnostics, for human use | 1405 | 12/04 | 123.2 | 123.2 | 123.2 | 1.4 | 0 |
| Biological products for veterinary, indus | 17 | 12/04 | 107.7 | 109.6 | 109.7 | 5.7 | .1 |
| Pharmaceutical preparations | 0638 | 06/01 | 126.8 | 127.7 | 128.2 | 2.5 | .4 |
| Neoplasms, endocrine & metabolic disease | 01 | 06/01 | 143.6 | 145.5 | 143.7 | -.2 | -1.2 |
| Central nervous system and sense org | 02 | 06/01 | 127.5 | 128.4 | 129.9 | 3.4 | 1.2 |
| Cardiovascular system | 03 | 06/01 | 124.4 | 124.1 | 126.2 | 2.9 | 1.7 |
| Respiratory system | 04 | 06/01 | 120.8 | 123.9 | 124.0 | 2.5 | .1 |
| Digestive and genito-urinary systems | 05 | 06/01 | 131.7 | 131.9 | 132.1 | 2.8 | .2 |
| Skin preparations | 06 | 06/01 | 126.3 | 127.1 | 126.9 | 1.2 | -.2 |
| Vitamins, nutrients & hematinic preps. | 07 | 06/01 | 103.2 | 104.2 | 104.7 | 1.2 | .5 |
| Parasitic and infective diseases | 08 | 06/01 | 130.3 | 130.4 | 131.2 | 3.3 | .6 |
| Fats and oils, inedible | 064 | | 162.2 | 167.9 | 180.1 | 23.1 | 7.3 |
| Fats and oils, inedible | 0641 | | | | | | |
| Soybean oil, processed for inedible purposes | 0131 | 06/95 | 103.2 | 106.8 | 112.3 | 11.5 | 5.1 |
| Inedible tallow and grease, except wool grease | 0132 | 06/02 | 180.1 | 187.1 | 211.5 | 68.9 | 13.0 |
| Agricultural chemicals and chemical prod | 065 | | 161.1 | 183.8 | 181.8 | 14.0 | -1.1 |
| Mixed fertilizers | 0651 | | 150.8 | 165.9 | 163.5 | 12.9 | -1.4 |
| Fertilizer materials | 0652 | | 166.4 | 208.0 | 205.2 | 24.1 | -1.3 |
| Nitrogenates | 01 | | 202.6 | 232.3 | 227.5 | 8.9 | -2.1 |
| Synthetic ammonia, nitric acid & ammonium compounds | 0135 | 06/03 | 138.3 | 152.6 | 149.8 | 4.2 | -1.8 |
| Urea | 0136 | | 136.0 | 175.6 | 167.6 | 22.9 | -4.6 |
| Fertilizer materials of organic origin | 0137 | 12/93 | 203.4 | 277.5 | 282.3 | 28.3 | 1.7 |
| Phosphates | 02 | | 140.0 | 190.5 | 189.3 | 40.3 | -6 |
| Phosphate rock | 0255 | 12/04 | 103.0 | 103.7 | (²) | (²) | (²) |
| Superphosphate & other phosphate fert. materials | 0271 | 06/03 | 139.5 | 224.5 | 219.1 | 64.4 | -2.4 |
| Other agricultural chemicals | 0653 | | 156.1 | 157.3 | 157.1 | 1.6 | -1 |
| Agricultural & commercial insecticides & chemicals | 0106 | 06/03 | 103.9 | 105.2 | 104.9 | 1.8 | -3 |
| Lawn & garden pesticides & chemicals | 0107 | 06/03 | 107.8 | 108.7 | 108.7 | 5.7 | 0 |
| Household & institutional pesticides & chemicals | 0108 | 06/03 | 114.5 | 114.5 | 114.5 | .8 | 0 |
| Plastic resins and materials | 066 | | 187.6 | 188.8 | 194.4 | -.8 | 3.0 |
| Thermoplastics resins and plastics mater | 0662 | | 186.0 | 186.8 | 193.9 | -1.9 | 3.8 |
| Thermosetting resins and plastics materi | 0663 | | 207.8 | 212.8 | 208.8 | 3.6 | -1.9 |
| Other chemicals and allied products | 067 | | 158.5 | 161.7 | 161.4 | 2.5 | -2 |
| Soap and synthetic detergents | 0671 | | 143.8 | 145.4 | 144.4 | 1.8 | -.7 |
| Soaps & synth. detergents, ex. glycerin | 04 | 06/83 | 138.2 | 139.7 | 138.7 | 1.8 | -.7 |
| Soaps and detergents, nonhousehold | 0401 | 06/83 | 186.6 | 190.0 | 188.0 | 8.0 | -1.1 |
| Household detergents | 0402 | | 122.0 | 121.9 | 121.9 | .7 | 0 |
| Household soap, except specialty cleaners | 0403 | 06/83 | 162.3 | 162.3 | 162.4 | 1.2 | .1 |
| Specialty cleaning, polish. & san. prods | 0672 | 06/83 | 154.2 | 154.9 | 155.4 | 2.0 | .3 |
| Household bleaches | 0101 | 06/83 | 166.9 | 166.9 | (²) | (²) | (²) |
| Specialty cleaning and sanitation products | 0102 | 06/83 | 146.9 | 147.5 | 148.4 | 2.5 | .6 |
| Polishing preparations and related products | 0103 | 06/83 | 169.8 | 171.0 | 171.7 | 3.1 | .4 |
| Cosmetics and other toilet preparations | 0675 | | 146.5 | 146.6 | 147.7 | 2.1 | .8 |
| Shaving preparations | 02 | | 123.6 | 123.8 | 123.8 | 3.7 | 0 |
| Perfume, cologne & toilet water | 03 | | 164.6 | 166.2 | 166.0 | 1.3 | -.1 |
| Hair preparations | 04 | | 148.8 | 149.2 | 149.1 | 1.9 | -.1 |
| Creams, lotions and oils | 14 | 06/99 | 111.6 | 110.9 | 113.4 | 5.2 | 2.3 |
| Other cosmetics and toilet preparations | 15 | 06/99 | 103.1 | 103.1 | 104.2 | 1.2 | 1.1 |
| Misc. chemical prod. and preparations | 0679 | | 172.9 | 179.8 | 178.5 | 2.9 | -.7 |
| Explosives | 02 | | 181.0 | 184.2 | 185.1 | 2.4 | .5 |

See footnotes at end of table.

Table 6. Producer price indexes and percent changes for commodity groupings and individual items, not seasonally adjusted—Continued

(1982=100 unless otherwise indicated)

| Commodity | Commodity code | Other index base | Index | | | Percent change to May 2007 from: | |
|--|----------------|------------------|------------------------|------------------------|-----------------------|----------------------------------|------------------|
| | | | Jan. 2007 ¹ | Apr. 2007 ¹ | May 2007 ¹ | May 2006 | Apr. 2007 |
| Misc. chemical prod. and preparations—Continued | 0679 | | | | | | |
| Industrial gases | 03 | | 164.0 | 192.6 | 184.7 | 4.2 | -4.1 |
| Acetylene | 0301 | | 221.4 | 228.4 | 232.4 | 8.1 | 1.8 |
| Carbon dioxide | 0302 | | 182.0 | 179.4 | 180.7 | 30.3 | .7 |
| Nitrogen | 0303 | | 120.3 | 126.1 | 122.5 | 5.4 | -2.9 |
| Oxygen | 0304 | | 222.0 | 223.1 | 224.0 | 4.6 | .4 |
| Other industrial gases, n.e.c. | 0308 | | 139.6 | (²) | 174.7 | 4.2 | (²) |
| Adhesives and sealants | 04 | 12/83 | 192.3 | 194.9 | 194.8 | 3.1 | -1 |
| Natural base glues and adhesives .. | 0401 | 12/83 | 215.7 | 215.7 | 215.7 | .8 | 0 |
| Synthetic resin and rubber adhesives | 0402 | 12/83 | 197.3 | 200.2 | 200.0 | 3.7 | -1 |
| Caulking compounds and sealants .. | 0403 | 12/83 | 166.6 | 168.2 | 168.6 | 1.9 | .2 |
| Surface active agents | 05 | 12/83 | 191.4 | 190.3 | 192.4 | .1 | 1.1 |
| Textile and leather assistants | 0501 | 12/83 | 148.4 | 147.9 | 148.7 | 1.2 | .5 |
| Bulk surfactants | 0502 | 12/83 | 197.0 | 195.7 | 198.4 | .2 | 1.4 |
| Gum and wood chemicals | 06 | 06/84 | 216.5 | 222.8 | 228.4 | 21.3 | 2.5 |
| Other miscellaneous chemical products | 09 | | 158.6 | 161.7 | 161.8 | 3.1 | .1 |
| Salt, evaporated and solar | 0904 | 06/85 | 162.5 | (²) | 166.3 | 5.7 | (²) |
| Carbon, black | 0918 | 12/83 | 199.3 | 196.9 | 198.0 | -8.5 | .6 |
| Printing ink | 0919 | 06/84 | 146.1 | 152.7 | 152.8 | 6.1 | .1 |
| Water-treating compounds | 0961 | 06/85 | 163.9 | 164.7 | 164.7 | -2 | 0 |
| Other chemical preparations, n.e.c. .. | 0999 | 06/85 | 188.3 | 191.9 | 191.9 | 5.0 | 0 |
| Rubber and plastic products | 07 | | 154.2 | 153.7 | 153.9 | .5 | .1 |
| Rubber and rubber products | 071 | | 139.3 | 139.6 | 139.8 | 3.1 | .1 |
| Rubber, except natural rubber | 0711 | | 166.4 | 166.3 | 165.8 | 4.5 | -3 |
| Synthetic rubber | 02 | | 167.3 | 167.2 | 166.7 | 4.4 | -3 |
| Tires, tubes, tread, & repair materials | 0712 | | 117.6 | 117.2 | 118.0 | 3.9 | .7 |
| Tires | 01 | | 115.0 | 114.6 | 115.5 | 4.4 | .8 |
| Passenger car pneumatic tires | 0104 | 12/03 | 122.9 | 123.1 | 124.5 | 5.6 | 1.1 |
| Truck and bus pneumatic tires | 0105 | | 109.5 | 108.5 | 108.9 | 3.5 | .4 |
| Other pneumatic and all solid tires .. | 0121 | 06/83 | 140.2 | 138.3 | 138.3 | .4 | 0 |
| Tread rubber, tire sundries, & repair matl | 03 | | 166.8 | 166.8 | 166.8 | -1.4 | 0 |
| Miscellaneous rubber products | 0713 | | 153.4 | 154.7 | 154.6 | 1.9 | -1 |
| Footwear | 01 | | 132.7 | 132.6 | 132.7 | .1 | .1 |
| Protective footwear | 0107 | | 160.5 | 159.6 | 160.5 | .9 | .6 |
| Shoes with fabric uppers, exc sandals & slippers | 0108 | 12/86 | 115.2 | (²) | (²) | (²) | (²) |
| Rubber and plastic belts and belting .. | 03 | | 168.5 | 168.6 | 168.4 | 2.1 | -1 |
| Flat rubber and plastics belts and belting | 0371 | 12/03 | 122.2 | 122.2 | 122.2 | 4.4 | 0 |
| Rubber and plastics belt and belting, except flat | 0372 | 12/03 | 105.2 | 105.1 | 105.1 | -2 | 0 |
| Rubber hose | 04 | | 180.8 | 181.8 | 181.7 | 2.7 | -1 |
| Rubber and plastics garden hose | 0455 | 12/03 | 105.3 | 105.3 | 105.3 | -1 | 0 |
| All other rubber and plastics hoses .. | 0457 | 12/03 | 114.0 | 114.7 | 114.6 | 3.0 | -1 |
| Miscellaneous rubber products, n.e.c .. | 06 | 06/83 | 141.3 | 142.6 | 142.5 | 1.6 | -1 |
| Industrial rubber products, n.e.c. | 0604 | 06/83 | 187.8 | 188.5 | 188.1 | 1.3 | -2 |
| Other rubber goods | 0606 | 06/83 | 145.0 | 146.6 | 146.6 | 3.4 | 0 |
| Sponge and foam rubber | 0607 | 06/83 | 165.2 | 165.3 | 165.3 | 2.5 | 0 |
| Rubber floor and wall coverings | 0608 | 06/83 | 133.7 | 135.3 | 135.3 | 2.0 | 0 |
| Compounds or mixtures | 0612 | 06/83 | 144.1 | 144.6 | 144.4 | 3.4 | -1 |
| Rubber druggist & med. Sundries, incl. prophylactics | 0616 | 12/03 | 106.8 | 106.8 | 106.8 | .7 | 0 |
| Rubber products for mechanical use .. | 0617 | 12/04 | 102.8 | 104.1 | 104.2 | 1.4 | .1 |
| Rubber coated fabrics | 0618 | 06/06 | 102.6 | 109.8 | 105.5 | (²) | -3.9 |
| Plastic products | 072 | | 165.0 | 164.2 | 164.3 | -4 | .1 |
| Packaging products from plastics | 072A | 12/06 | 98.7 | 98.5 | 97.1 | (²) | -1.4 |
| Consumer, institut., & commerc prod, nec | 072B | 12/06 | 99.5 | 100.0 | 100.5 | (²) | .5 |
| Construction products from plastics .. | 0721 | | 178.4 | 178.6 | 180.1 | -9 | .8 |
| Plastics pipe | 0603 | 12/05 | 84.3 | 84.8 | 86.4 | -5.7 | 1.9 |
| Plastics pipe fittings and unions | 0604 | 12/05 | 101.6 | 102.6 | 102.5 | -1.5 | -1 |
| Plastics plumbing fixtures | 0605 | 12/05 | 103.2 | 103.0 | 103.2 | .6 | .2 |
| Other plastic construction products .. | 0606 | | 172.7 | 172.6 | 174.0 | .9 | .8 |
| Unsupp. plastic film/sheet/other shapes | 0722 | | 175.5 | 173.1 | 172.9 | .2 | -1 |
| Laminated plastic sheets, rods, and tube | 0723 | | 169.5 | 167.2 | 167.2 | -1.6 | 0 |
| Parts for manufacturing from plastics .. | 0726 | | 131.1 | 129.5 | 129.2 | -5 | -2 |
| Parts for transportation equip. | 01 | | 123.4 | 123.4 | 123.4 | .5 | 0 |
| Other parts and components for mfg. | 02 | | 120.5 | 120.6 | 121.0 | .1 | .3 |
| Plastic components for furniture | 03 | 12/82 | 220.7 | 204.0 | 198.1 | -7.1 | -2.9 |

See footnotes at end of table.

Table 6. Producer price indexes and percent changes for commodity groupings and individual items, not seasonally adjusted—Continued

(1982=100 unless otherwise indicated)

| Commodity | Commodity code | Other index base | Index | | | Percent change to May 2007 from: | |
|--|----------------|------------------|------------------------|------------------------|-----------------------|----------------------------------|------------------|
| | | | Jan. 2007 ¹ | Apr. 2007 ¹ | May 2007 ¹ | May 2006 | Apr. 2007 |
| Other plastic products | 0729 | 12/82 | 174.7 | 175.7 | 175.6 | 1.6 | -0.1 |
| Custom compounding of purchased plastic resins | 0196 | 12/99 | 133.2 | 134.6 | 134.3 | 2.9 | -2 |
| Reinforced fiberglass and plastic products, n.e.c. | 0197 | 12/99 | 113.7 | 113.9 | 113.9 | .4 | 0 |
| Foam products, ex. polystyrene and urethane | 0198 | 12/99 | 120.1 | 119.3 | 119.9 | -1.0 | .5 |
| Lumber and wood products | 08 | | 192.1 | 193.2 | 192.9 | -2.9 | -2 |
| Lumber | 081 | | 176.9 | 176.7 | 175.5 | -12.5 | -7 |
| Softwood lumber | 0811 | | 172.6 | 174.2 | 172.0 | -17.0 | -1.3 |
| Flooring, siding, and cut stock | 05 | | 199.8 | 200.1 | 198.1 | -5.7 | -1.0 |
| Softwood lumber, not edge worked, not MFPM | 06 | 12/03 | 94.2 | 95.1 | 93.9 | -19.7 | -1.3 |
| Softwood lumber MFPM | 07 | 12/03 | 112.9 | 114.5 | 112.8 | -4 | -1.5 |
| Hardwood lumber | 0812 | | 195.2 | 191.9 | 192.4 | -1.5 | .3 |
| Hardwood dimension | 03 | | 200.9 | 199.3 | 199.8 | .1 | .3 |
| Hardwood dimension stock | 0311 | 06/84 | 174.8 | 173.4 | 173.9 | .2 | .3 |
| Hardwood flooring | 04 | 06/84 | 154.0 | 153.3 | 153.8 | -6.7 | .3 |
| Hardwood lumber, not edge worked, not MFPM | 05 | 12/03 | 104.1 | 101.4 | 101.2 | -1.3 | -2 |
| Hardwood lumber MFPM | 06 | 12/03 | 90.3 | 90.6 | 90.6 | .4 | 0 |
| Millwork | 082 | | 200.9 | 202.0 | 201.0 | -6 | -5 |
| General millwork | 0821 | | 202.6 | 204.3 | 203.7 | 1.3 | -3 |
| Wood kitchen cabinets and cabinetwork | 0101 | | 189.2 | 192.2 | 192.1 | 2.3 | -1 |
| Vainities and other cabinetwork | 0103 | 06/84 | 184.2 | 186.3 | 186.0 | 1.6 | -2 |
| Wood window units | 0112 | 06/83 | 179.0 | 181.4 | 180.2 | .3 | -7 |
| Wood sash | 0122 | 06/83 | 210.8 | 211.0 | 211.0 | -1.0 | 0 |
| Wood window and door frames | 0132 | 06/83 | 144.0 | 144.3 | 144.3 | -6.9 | 0 |
| Wood doors, flush and panel, interior and exterior | 0142 | 06/83 | 176.8 | 177.6 | 177.4 | 2.8 | -1 |
| Other wood doors, incl. garage, screen, storm, etc. | 0152 | 06/83 | 185.0 | 186.6 | 186.3 | 2.2 | -2 |
| Wood mouldings, ex. prefinished from purchased mldgs | 0162 | 06/83 | 186.7 | 184.4 | 182.7 | -1 | -9 |
| Mirror and picture frames | 0175 | 06/02 | 103.8 | 103.8 | 103.1 | 1.0 | -7 |
| Other millwork products | 0183 | 06/83 | 209.0 | 207.4 | 207.4 | -4 | 0 |
| Prefabricated structural members | 0822 | | 195.0 | 192.4 | 189.0 | -10.1 | -1.8 |
| Laminated veneer lumber | 0107 | 12/03 | 114.2 | 116.3 | (²) | (²) | (²) |
| Other engineered structural wood members | 0108 | 12/03 | 114.7 | 113.6 | 112.4 | -8.0 | -1.1 |
| Wood trusses | 0109 | 12/03 | 110.6 | 108.6 | 106.2 | -10.5 | -2.2 |
| Miscellaneous millwork products | 0823 | 06/84 | 186.8 | 189.2 | 189.3 | 3.9 | .1 |
| Plywood | 083 | | 168.0 | 172.9 | 175.1 | -7 | 1.3 |
| Softwood plywood | 0831 | | 180.7 | 190.4 | 196.9 | -5 | 3.4 |
| Softwood veneer and plywood | 0303 | 12/05 | 87.2 | 91.9 | 95.0 | -4 | 3.4 |
| Hardwood veneer and plywood | 0835 | 12/05 | 102.3 | 102.6 | 101.7 | .4 | -9 |
| Hardwood veneer and plywood | 01 | 12/05 | 102.3 | 102.6 | 101.7 | .4 | -9 |
| Hardwood veneer and plywood | 0101 | 12/05 | 102.3 | 102.6 | 101.7 | .4 | -9 |
| Other wood products | 084 | | 141.5 | 142.4 | 141.3 | -1.3 | -8 |
| Wood pallets and skids | 0841 | | 199.9 | 201.3 | 198.5 | -2.8 | -1.4 |
| Boxes | 0842 | | 168.2 | 168.1 | 169.2 | .7 | .7 |
| Nailed or lock-corner wooden boxes | 0101 | 06/85 | 153.5 | 153.6 | 153.6 | -3.5 | 0 |
| Wooden box and crate shook | 0102 | 06/85 | 146.6 | 146.6 | 146.6 | -2.7 | 0 |
| Wood container parts and wood containers, nec | 0127 | 12/03 | 104.6 | 104.6 | 105.7 | 2.9 | 1.1 |
| Miscellaneous wood products | 0849 | | 107.4 | 111.0 | 110.1 | 3.9 | -8 |
| Wood ties, siding, shingles, & shakes and | 03 | 12/03 | 104.7 | 109.1 | 107.8 | 4.3 | -1.2 |
| Sawn wood fence stock, wood lat, and contr | 04 | 12/03 | 104.8 | 106.7 | (²) | (²) | (²) |
| Logs, bolts, timber and pulpwood | 085 | | 218.3 | 222.9 | 223.0 | 12.7 | 0 |
| Logs, bolts, timber and pulpwood | 0851 | | | | | | |
| Softwood logs, bolts and timber | 01 | | 213.8 | 224.2 | 225.1 | -2.0 | .4 |
| Hardwood logs, bolts and timber | 02 | | 104.7 | 106.1 | 103.2 | -2.0 | -2.7 |
| Pulpwood | 03 | | 99.2 | 97.0 | 97.0 | 4.8 | 0 |
| Other roundwood products | 04 | 06/86 | 216.9 | 218.8 | 216.6 | 32.4 | -1.0 |
| Prefabricated wood buildings & component | 086 | 12/84 | 215.9 | 213.9 | 215.0 | .6 | .5 |
| Prefabricated wood buildings & component | 0861 | | | | | | |
| Components not sold as complete units | 0101 | 12/84 | 186.8 | 188.5 | 193.7 | -2.0 | 2.8 |
| Pretcut packages sold as complete units | 0102 | 12/84 | 246.6 | 246.6 | 246.6 | 0 | 0 |

See footnotes at end of table.

Table 6. Producer price indexes and percent changes for commodity groupings and individual items, not seasonally adjusted—Continued

(1982=100 unless otherwise indicated)

| Commodity | Commodity code | Other index base | Index | | | Percent change to May 2007 from: | |
|--|----------------|------------------|------------------------|------------------------|-----------------------|----------------------------------|------------------|
| | | | Jan. 2007 ¹ | Apr. 2007 ¹ | May 2007 ¹ | May 2006 | Apr. 2007 |
| Prefabricated wood buildings & component—Continued | 0861 | | | | | | |
| Panelized buildings sold as complete units | 0103 | 12/84 | 229.7 | 218.2 | 215.7 | -6.7 | -1.1 |
| Modular buildings shipped with floor & walls | 0104 | 12/84 | 201.2 | 201.9 | 203.3 | 4.7 | .7 |
| Treated wood and contract wood preservin | 087 | 06/85 | 165.0 | 161.8 | 165.5 | -9.2 | 2.3 |
| Treated wood and contract wood preservin | 0871 | | | | | | |
| Treated wood | 01 | 06/85 | 164.9 | 161.2 | 165.2 | -9.7 | 2.5 |
| Poles, piles, and posts | 0101 | 06/85 | 204.2 | 199.6 | 200.0 | -4.9 | .2 |
| Other wood products | 0102 | 06/85 | 149.9 | 146.6 | 150.9 | -10.8 | 2.9 |
| Contract wood preserving | 02 | 06/85 | 156.8 | 160.7 | 160.5 | 5.0 | -1 |
| Pulp, paper, and allied products | 09 | | 213.5 | 214.9 | 215.3 | 2.9 | .2 |
| Pulp, paper, and prod., ex. bldg. paper | 091 | | 182.6 | 184.3 | 184.3 | 3.9 | 0 |
| Woodpulp | 0911 | | 153.4 | 158.4 | 160.7 | 12.7 | 1.5 |
| Woodpulp | 05 | 06/06 | 106.5 | 110.0 | 111.5 | (²) | 1.4 |
| Woodpulp | 0501 | 06/06 | 106.5 | 110.0 | 111.5 | (²) | 1.4 |
| Wastepaper | 0912 | | 278.9 | 331.9 | 343.2 | 52.7 | 3.4 |
| News wastepaper | 01 | | 259.4 | 319.7 | 291.1 | 33.5 | -8.9 |
| News wastepaper | 0125 | 06/06 | 117.1 | 144.3 | 131.4 | (²) | -8.9 |
| Mixed wastepaper | 02 | | 685.1 | 741.7 | 743.0 | 34.0 | .2 |
| Mixed wastepaper | 0225 | 06/06 | 122.8 | 132.9 | 133.1 | (²) | .2 |
| Corrugated wastepaper | 03 | | 303.1 | 396.6 | 356.1 | 34.6 | -10.2 |
| Corrugated wastepaper | 0325 | 06/06 | 104.1 | 136.2 | 122.3 | (²) | -10.2 |
| High grades wastepaper (pulp subs & deink | 07 | 12/86 | 166.1 | 184.0 | 179.6 | 35.1 | -2.4 |
| High grades wastepaper (pulp, substitutes & deinking | 0725 | 06/06 | 124.9 | 138.3 | 135.0 | (²) | -2.4 |
| Exports (all grades) | 08 | 12/86 | 192.9 | (²) | 281.7 | 72.1 | (²) |
| Paper | 0913 | | 170.0 | 168.8 | 167.1 | .5 | -1.0 |
| Writing and printing papers | 01 | | 166.0 | 165.3 | 164.6 | 2.2 | -4 |
| Clay coated printing and converting paper | 0118 | 06/99 | 115.6 | 113.9 | 114.3 | -3 | .4 |
| Publication and printing paper, all types | 0124 | 12/99 | 119.6 | 119.6 | 119.9 | 3.8 | .3 |
| Cover & text papers & misc. uncoated freesheet | 0144 | 12/99 | 120.9 | 120.9 | 122.0 | 7.0 | .9 |
| Cotton fiber paper and thin paper | 0145 | 12/99 | 118.1 | 118.1 | 118.6 | .9 | .4 |
| Newsprint | 02 | | 150.3 | 142.7 | (²) | (²) | (²) |
| Packaging and industrial converting paper | 03 | | 198.3 | 198.0 | 199.9 | 1.6 | 1.0 |
| Coated and laminated single and multi-web paper | 0321 | 12/87 | 160.2 | 159.6 | 159.9 | 2.2 | .2 |
| Coated and laminated single and multi-web film | 0322 | 12/87 | 159.5 | 159.5 | 159.5 | .1 | 0 |
| Coated and laminated paper, n.e.c. | 05 | 12/82 | 170.3 | 173.6 | 173.5 | 6.2 | -1 |
| Paperboard | 0914 | | 198.0 | 199.2 | 198.9 | 2.7 | -2 |
| Corrugated paperboard in sheets and rolls | 05 | | 198.1 | 196.1 | 196.1 | 8.0 | 0 |
| Paperboard, ex. corrugated paperboard | 11 | 12/82 | 207.3 | 209.1 | 208.7 | 2.1 | -2 |
| Semichemical paperboard | 1104 | 12/82 | 228.8 | 228.8 | 228.8 | 1.8 | 0 |
| Recycled paperboard | 1105 | 12/82 | 229.9 | 232.9 | 232.9 | 5.0 | 0 |
| Unbleached kraft packaging/indust. convert. paperbrd | 1107 | 12/99 | 123.8 | 123.8 | 123.8 | 1.1 | 0 |
| Converted paper and paperboard products | 0915 | | 186.0 | 186.4 | 186.4 | 2.0 | 0 |
| Sanitary paper products, including stock | 01 | | 160.5 | 160.5 | 160.5 | -4 | 0 |
| Paper, plastic, and foil bags | 02 | | 218.9 | 219.0 | 218.3 | -5 | -3 |
| Grocers' and variety bags (paper) | 0214 | 12/83 | 252.8 | 254.2 | 253.9 | -1.7 | -1 |
| Specialty bags, pouches and liners | 0216 | 12/83 | 173.4 | 173.2 | 172.3 | -1.0 | -5 |
| Shipping sacks and multiwall bags, all | 0218 | 12/83 | 219.1 | 219.6 | 222.9 | 4.4 | 1.5 |
| Paper boxes and containers | 03 | | 195.8 | 196.6 | 196.8 | 3.1 | .1 |
| Corrugated shipping containers | 0301 | 06/87 | 180.8 | 180.6 | 180.6 | 3.4 | 0 |
| Setup paperboard boxes | 0322 | 12/83 | 186.0 | 185.5 | 188.6 | 2.7 | 1.7 |
| Folding paperboard boxes | 0336 | 12/04 | 100.3 | 101.3 | 101.5 | 2.3 | .2 |
| Paperboard fiber drums | 0337 | | 222.6 | 222.6 | 222.6 | -8 | 0 |
| Cups and liquid-tight containers | 0352 | 06/85 | 251.0 | 257.5 | 257.2 | 4.9 | -1 |
| Packaging accessories | 04 | | 212.9 | 212.9 | 212.9 | 6.6 | 0 |
| Other corrugated and solid fiber products | 0441 | | 296.3 | 296.3 | 296.3 | 7.3 | 0 |
| Gift wrapping paper | 0451 | 06/85 | 154.4 | 154.4 | 154.4 | 3.4 | 0 |
| Office supplies and accessories | 06 | | 150.1 | 150.2 | 150.2 | 3.2 | 0 |
| Envelopes | 0636 | 12/84 | 140.9 | 141.6 | 141.0 | 2.6 | -4 |
| Inked ribbons | 0642 | 12/85 | 91.4 | 91.0 | 89.8 | -2.1 | -1.3 |
| Carbon and stencil paper | 0644 | 12/85 | 132.8 | 132.8 | (²) | (²) | (²) |
| Die-cut paper and paperboard office supplies | 0646 | 12/03 | 115.3 | 115.1 | 115.1 | 5.7 | 0 |
| Business machine paper & other paper office supplies | 0655 | 06/90 | 153.8 | 153.8 | 153.8 | 9.1 | 0 |
| Stationery, tablets and related products | 0656 | 06/05 | 105.5 | 106.9 | 106.7 | 4.2 | -2 |
| Fiber and composite cans & related product | 07 | | 249.0 | 252.2 | 253.8 | 5.4 | .6 |
| Pressed and molded pulp goods | 08 | 06/85 | 172.4 | 175.8 | 175.4 | 5.0 | -2 |
| Misc. converted paper and board products | 09 | 12/84 | 162.2 | 162.8 | 163.8 | 3.9 | .6 |
| Pasted, lined, laminated or surface coated | 0901 | 12/84 | 196.9 | 196.9 | 196.9 | 5.5 | 0 |
| Other converted paper and board products | 0999 | 12/84 | 160.6 | 161.5 | 161.7 | 3.1 | .1 |

See footnotes at end of table.

Table 6. Producer price indexes and percent changes for commodity groupings and individual items, not seasonally adjusted—Continued

(1982=100 unless otherwise indicated)

| Commodity | Commodity code | Other index base | Index | | | Percent change to May 2007 from: | |
|--|----------------|------------------|------------------------|------------------------|-----------------------|----------------------------------|------------------|
| | | | Jan. 2007 ¹ | Apr. 2007 ¹ | May 2007 ¹ | May 2006 | Apr. 2007 |
| Pressure sensitive and gummed products | 0916 | 12/82 | 162.9 | 162.6 | 162.1 | 0.8 | -0.3 |
| Pressure sensitive products | 0101 | 12/82 | 162.6 | 162.3 | 161.8 | .7 | -.3 |
| Building paper & building board mill pro | 092 | | 154.4 | 156.4 | 155.3 | -15.4 | -.7 |
| Hardboard, particleboard & fiberboard pr | 0922 | | 145.4 | 147.4 | 146.4 | -16.5 | -.7 |
| Particleboard and fiberboard | 01 | | 149.6 | 152.0 | 150.9 | -20.2 | -.7 |
| Particleboard | 0123 | 12/82 | 198.9 | 200.6 | 202.9 | 1.1 | 1.1 |
| Particleboard, extruded-type | 0124 | 12/82 | 125.6 | 127.4 | 123.4 | -44.9 | -3.1 |
| Medium density fiberboard | 0131 | 06/84 | 130.4 | 137.2 | 137.6 | 5.0 | .3 |
| Prefinished particleboard & mdf made from pure mats | 0141 | 12/02 | 125.3 | 126.8 | 126.8 | -1.7 | 0 |
| Hardboard and fabricated hardboard product | 02 | 06/84 | 122.1 | 122.0 | 122.1 | 1.1 | .1 |
| Publications, printed matter & printing | 093 | | 243.7 | 244.8 | 245.8 | 2.7 | .4 |
| Newspapers | 0931 | | 348.0 | 348.2 | 349.3 | 2.6 | .3 |
| Circulation | 01 | | 243.9 | 243.4 | 243.4 | -.6 | 0 |
| Daily & Sunday newspapers (subscriptions and sales) | 0101 | 06/99 | 117.9 | 117.8 | 117.8 | -.6 | 0 |
| Weekly & other newspapers (subscriptions and sales) | 0105 | 06/99 | 117.7 | 116.7 | 116.8 | .2 | .1 |
| Advertising | 02 | | 383.8 | 384.4 | 385.9 | 3.5 | .4 |
| Daily & Sunday newspapers (advertising) | 0201 | 06/99 | 138.9 | 139.2 | 139.8 | 3.9 | .4 |
| Weekly and other newspapers (advertising) | 0205 | 06/99 | 127.0 | 126.8 | 127.0 | .8 | .2 |
| Periodicals | 0932 | | 297.5 | 298.3 | 302.2 | 4.9 | 1.3 |
| Advertising | 02 | | 365.9 | 367.3 | 366.6 | 5.5 | -.2 |
| Specialized business/professional periodicals, adver | 0229 | 06/99 | 140.3 | 141.4 | 140.6 | 5.1 | -.6 |
| General & consumer periodicals, advertising | 0238 | 06/99 | 145.7 | 146.1 | 145.9 | 4.7 | -.1 |
| Book publishing | 0933 | | 281.5 | 283.7 | 285.1 | 4.4 | .5 |
| Textbooks | 01 | | 455.3 | 466.1 | 467.0 | 6.7 | .2 |
| Technical, scientific & professional books | 02 | | 290.7 | 290.7 | 296.4 | 8.0 | 2.0 |
| Religious books | 03 | | 189.1 | 189.1 | 189.1 | .4 | 0 |
| General books | 04 | | 191.5 | 190.8 | 190.8 | .3 | 0 |
| Mass market rack-size book publishing | 0414 | | 219.7 | 219.7 | 219.7 | 0 | 0 |
| Adult trade and juvenile | 0416 | 06/88 | 161.9 | 161.9 | 161.9 | .4 | 0 |
| Book club and mail order book publishing | 0417 | 06/88 | 126.0 | 124.4 | 124.4 | .2 | 0 |
| General reference books | 05 | | 163.9 | 163.9 | 163.9 | .5 | 0 |
| Other books, incl. music books & pamphlets | 08 | 06/88 | 185.5 | 185.5 | 185.5 | .7 | 0 |
| Other book publishing, excluding pamphlets | 0801 | 06/88 | 210.8 | 210.8 | 210.8 | .8 | 0 |
| Pamphlet publishing (5 to 48 pages) | 0802 | 06/88 | 148.3 | 148.3 | 148.3 | 0 | 0 |
| Book printing | 0934 | 12/83 | 161.6 | 161.5 | 161.5 | .1 | 0 |
| Manifold business forms | 0935 | 12/83 | 246.6 | 247.5 | 247.5 | 2.7 | 0 |
| Unit set forms | 0101 | 12/83 | 270.6 | 272.6 | 272.6 | 3.2 | 0 |
| Manifold books | 0102 | 12/83 | 227.6 | 227.4 | (²) | (²) | (²) |
| Custom continuous forms | 0103 | 12/83 | 222.9 | 223.5 | 223.5 | 3.3 | 0 |
| Stock continuous forms | 0104 | 12/83 | 254.6 | 255.0 | 254.9 | .8 | 0 |
| Greeting cards and misc. publishing | 0936 | 06/84 | 244.8 | 249.2 | 249.7 | 3.6 | .2 |
| Greeting card publishing | 0104 | 12/85 | 213.3 | 215.2 | 215.2 | 1.3 | 0 |
| All other publishing | 0105 | 12/89 | 194.6 | 214.0 | 215.5 | 11.5 | .7 |
| Directory and mailing list publishing | 02 | 12/03 | 107.8 | 108.5 | 108.7 | 2.9 | .2 |
| Commercial printing | 0937 | 06/82 | 165.8 | 166.0 | 166.3 | 1.0 | .2 |
| Magazine and periodical printing | 01 | 06/82 | 131.6 | 131.9 | 132.2 | 1.4 | .2 |
| Lithographic | 0102 | 06/82 | 137.3 | 137.7 | 138.1 | 1.3 | -.3 |
| Gravure | 0103 | 06/82 | 101.8 | (²) | 101.8 | 2.8 | (²) |
| Label and wrapper printing for packaging | 02 | 06/82 | 174.4 | 174.4 | 174.2 | 1.2 | -.1 |
| Lithographic | 0202 | 06/82 | 146.6 | 146.6 | 146.6 | -1.2 | 0 |
| Gravure | 0203 | 06/82 | 131.1 | 131.5 | 130.5 | 1.5 | -.8 |
| Catalog and directory printing | 03 | 06/82 | 130.6 | 130.8 | 130.8 | 1.1 | 0 |
| Lithographic | 0302 | 06/82 | 144.2 | 144.4 | 144.5 | 1.2 | .1 |
| Gravure | 0303 | 06/82 | 75.9 | (²) | (²) | (²) | (²) |
| Financial and legal printing | 04 | 06/82 | 182.1 | 183.1 | 183.2 | 1.9 | .1 |
| Lithographic | 0402 | 06/82 | 170.6 | 171.5 | 171.6 | 1.9 | .1 |
| Advertising printing | 05 | 06/82 | 157.4 | 157.2 | 157.2 | .1 | 0 |
| Lithographic | 0502 | 06/82 | 153.4 | 153.1 | 153.1 | .1 | 0 |
| Gravure | 0503 | 06/82 | 115.3 | 115.9 | 115.8 | .5 | -.1 |
| Other general job printing | 06 | 06/82 | 214.3 | 217.1 | 217.9 | 2.3 | .4 |
| Letterpress | 0601 | 06/82 | 212.7 | 212.7 | 212.7 | 0 | 0 |
| Quick printing | 0602 | 06/82 | 213.9 | 217.0 | 217.7 | 2.4 | .3 |
| Gravure | 0603 | 06/82 | 113.7 | 112.5 | 118.7 | 4.1 | 5.5 |
| Commercial printing, n.e.c. | 11 | 12/88 | 130.7 | 129.4 | 129.7 | -.1 | .2 |
| Screen printing, excluding textiles | 1101 | 06/82 | 140.7 | 141.3 | 141.3 | 1.2 | 0 |
| Engraving | 1102 | 12/84 | 229.7 | 229.7 | 229.7 | 4.8 | 0 |
| Digital printing | 1103 | 12/88 | 107.3 | 108.8 | 108.0 | 1.0 | -.7 |

See footnotes at end of table.

Table 6. Producer price indexes and percent changes for commodity groupings and individual items, not seasonally adjusted—Continued

(1982=100 unless otherwise indicated)

| Commodity | Commodity code | Other index base | Index | | | Percent change to May 2007 from: | |
|---|----------------|------------------|------------------------|------------------------|-----------------------|----------------------------------|------------------|
| | | | Jan. 2007 ¹ | Apr. 2007 ¹ | May 2007 ¹ | May 2006 | Apr. 2007 |
| Commercial printing—Continued | 0937 | | | | | | |
| Flexographic printing | 1104 | 12/96 | 118.7 | 115.1 | 116.1 | -1.6 | 0.9 |
| Blankbooks, binders, and bookbinding wor | 0938 | 06/85 | 169.8 | 171.8 | 171.7 | 2.0 | -1 |
| Bankbooks, looseleaf binders, and devices | 01 | 06/85 | 176.7 | 179.4 | 179.2 | 2.8 | -1 |
| Blankbook making | 0101 | 06/85 | 193.3 | 196.7 | 196.7 | 3.3 | 0 |
| Looseleaf binders and devices | 0102 | 06/85 | 150.6 | 151.7 | 151.6 | 1.6 | -1 |
| Bookbinding and related work | 02 | 12/85 | 150.6 | 151.5 | 151.5 | .9 | 0 |
| Edition, library and other hardcover book binding | 0201 | 12/85 | 150.5 | 151.5 | 151.4 | 1.3 | -1 |
| Services for the printing trade | 0939 | 06/85 | 111.3 | 111.3 | 111.3 | .2 | 0 |
| Prepress services, including platemaking | 05 | 12/03 | 99.3 | 99.3 | 99.3 | .2 | 0 |
| Services for the printing trade | 0501 | 12/03 | 99.2 | 99.2 | 99.2 | .2 | 0 |
| Printing plates prepared for printing exc blanks | 0502 | 12/03 | 100.1 | 100.1 | 100.1 | 0 | 0 |
| Metals and metal products | 10 | | 185.7 | 195.9 | 196.5 | 6.7 | .3 |
| Iron and steel | 101 | | 190.0 | 212.2 | 206.2 | 12.2 | -2.8 |
| Iron ore | 1011 | | 127.6 | 128.9 | 128.9 | -4.9 | 0 |
| Iron and steel scrap | 1012 | | 351.1 | 445.8 | 398.8 | 11.8 | -10.5 |
| Carbon steel scrap | 11 | 12/86 | 313.5 | 398.8 | 352.5 | 2.4 | -11.6 |
| Heavy melting scrap | 1191 | 06/96 | 176.2 | 210.8 | 190.6 | 4.4 | -9.6 |
| Carbon steel scrap bundles | 1192 | 06/96 | 157.1 | 215.3 | 176.8 | -8.4 | -17.9 |
| Shredded carbon steel scrap | 1193 | 06/96 | 158.6 | 196.9 | 174.3 | 6.0 | -11.5 |
| Cut plate and structural scrap | 1194 | 06/96 | 169.2 | 211.6 | 182.6 | -4.0 | -13.7 |
| Other carbon steel scrap | 1195 | 06/96 | 172.5 | 226.7 | 207.0 | 20.7 | -8.7 |
| Stainless and alloy steel scrap | 12 | 12/86 | 485.3 | 647.1 | 642.6 | (²) | -7 |
| Cast iron scrap | 13 | 12/86 | 199.2 | 226.0 | 208.5 | (²) | -7.7 |
| Other ferrous scrap | 15 | 06/06 | 92.9 | 121.7 | 108.3 | (²) | -11.0 |
| Other ferrous scrap | 1501 | 06/06 | 92.9 | 121.7 | 108.3 | (²) | -11.0 |
| Foundry and forge shop products | 1015 | | 167.3 | 170.6 | 172.4 | 6.7 | 1.1 |
| Pressure & soil pipe & fittings, cast iron | 02 | | 270.0 | 269.4 | 273.2 | 6.7 | 1.4 |
| Soil pipe & fittings, gray & ductile iron | 0235 | | 387.3 | 392.0 | 391.8 | 5.2 | -1 |
| Pressure pipe and fittings, ductile iron | 0237 | | 208.4 | 207.2 | 210.8 | 7.1 | 1.7 |
| Pressure pipe and fittings, gray iron | 0239 | | 255.9 | (²) | (²) | (²) | (²) |
| Gray & ductile iron castings, other | 04 | | 157.7 | 162.8 | 163.1 | 4.5 | .2 |
| Malleable iron castings | 05 | | 206.5 | 210.3 | 209.2 | 3.7 | -5 |
| Carbon, stainless, and alloy investment | 06 | | 204.0 | 201.9 | 213.8 | 9.9 | 5.9 |
| Other steel castings, carbon steel | 07 | | 195.8 | 195.9 | 196.0 | 1.0 | .1 |
| Other steel casting, high alloy & stainles | 08 | | 192.0 | 207.4 | 207.7 | 31.2 | .1 |
| Other steel castings, low alloy steel | 09 | | 171.2 | 179.6 | 182.4 | 10.6 | 1.6 |
| Other forge shop products | 13 | 06/82 | 142.8 | 144.2 | 145.7 | 7.1 | 1.0 |
| Seamless rolled ring forgings | 1329 | 06/82 | 187.0 | (²) | (²) | (²) | (²) |
| Closed die forgings, ferrous | 1359 | 06/98 | 110.6 | 111.1 | 111.3 | 1.6 | .2 |
| Electrometallurgical products | 1016 | | 261.2 | (²) | 278.3 | 16.7 | (²) |
| Ferrosilicon | 07 | 06/01 | 176.0 | (²) | (²) | (²) | (²) |
| Other ferroalloys and ferrous produc | 08 | 06/01 | 188.6 | (²) | 204.4 | 17.5 | (²) |
| Steel mill products | 1017 | | 175.8 | 193.4 | 190.8 | 13.9 | -1.3 |
| Semifinished steel mill products | 02 | 06/82 | 224.1 | 259.2 | 258.0 | 15.3 | -5 |
| Hot rolled sheet and strip, incl. tin mill | 03 | 06/82 | 136.8 | 145.0 | 143.9 | 6.8 | -8 |
| Hot rolled bars, plates, & structural shap | 04 | 06/82 | 173.2 | 192.3 | 194.9 | 17.1 | 1.4 |
| Steel wire | 05 | 06/82 | 230.3 | 242.2 | 246.9 | 11.5 | 1.9 |
| Steel pipe and tube | 06 | 06/82 | 203.3 | 201.6 | 200.4 | .9 | -6 |
| Cold rolled sheets and strip | 07 | 06/82 | 211.0 | 255.5 | 239.9 | 39.6 | -6.1 |
| Cold finished bars | 08 | 06/82 | 148.2 | 158.7 | 157.4 | 5.1 | -8 |
| Nonferrous metals | 102 | | 225.2 | 241.6 | 248.9 | 6.0 | 3.0 |
| Nonferrous metal ores | 1021 | 12/83 | 207.2 | 227.8 | 239.0 | -3.5 | 4.9 |
| Copper ores | 02 | 06/88 | 331.2 | 382.9 | (²) | (²) | (²) |
| Gold ores | 05 | 06/85 | 183.2 | 202.5 | 200.3 | -5.4 | -1.1 |
| Other metal ore mining | 12 | 12/03 | 323.9 | 316.8 | 333.2 | 6.0 | 5.2 |
| Primary nonferrous metals | 1022 | | 245.4 | 280.0 | 284.2 | 7.5 | 1.5 |
| Primary nonferrous metals | 01 | | 251.5 | 286.9 | 291.2 | 7.5 | 1.5 |
| Primary aluminum, except extrusion billet | 0115 | 12/99 | 169.5 | (²) | 168.7 | .6 | (²) |
| Aluminum extrusion ingot (billet) | 0121 | | 223.4 | 224.1 | 222.7 | 1.2 | -6 |
| Copper cathode and refined copper | 0131 | 12/96 | (²) | 360.2 | (²) | (²) | (²) |
| Other nonferrous metals, unalloyed | 0181 | 06/88 | 266.9 | 279.1 | 285.2 | 10.8 | 2.2 |
| Nonferrous scrap | 1023 | | 335.8 | 367.6 | 389.3 | 6.8 | 5.9 |
| Copper base scrap | 01 | | 434.6 | 500.9 | 552.6 | 9.1 | 10.3 |

See footnotes at end of table.

Table 6. Producer price indexes and percent changes for commodity groupings and individual items, not seasonally adjusted—Continued

(1982=100 unless otherwise indicated)

| Commodity | Commodity code | Other index base | Index | | | Percent change to May 2007 from: | |
|--|----------------|------------------|------------------------|------------------------|-----------------------|----------------------------------|------------------|
| | | | Jan. 2007 ¹ | Apr. 2007 ¹ | May 2007 ¹ | May 2006 | Apr. 2007 |
| Nonferrous scrap—Continued | 1023 | | | | | | |
| No. 1 copper scrap, including wire | 0101 | 12/86 | 378.2 | 449.9 | 491.0 | 24.6 | 9.1 |
| No. 2 copper scrap, including wire | 0102 | 12/86 | 510.4 | 644.3 | 682.1 | 5.8 | 5.9 |
| Yellow brass scrap | 0103 | 12/86 | 539.7 | 587.6 | 647.5 | 17.1 | 10.2 |
| Other copper and brass scrap | 0104 | 12/86 | 413.1 | 482.8 | 538.1 | -1.5 | 11.5 |
| Aluminum base scrap | 02 | | 277.5 | 288.5 | 286.9 | -6.1 | -6 |
| Solids and clippings, new scrap | 0201 | 12/86 | 209.6 | 216.6 | 213.4 | -8.2 | -1.5 |
| Borings, turnings, and other new scrap | 0202 | 12/86 | 280.8 | 293.3 | 291.6 | (²) | -6 |
| Used beverage can scrap | 0205 | 12/86 | 260.3 | 270.9 | 274.2 | -5 | 1.2 |
| Other old scrap | 0206 | 12/86 | 206.5 | 215.9 | 213.6 | -4.3 | -1.1 |
| Other nonferr scrap, inc lead, zinc & prec | 03 | | 222.2 | (²) | (²) | (²) | (²) |
| Other nonferr scrap, inc lead, zinc & precious metal | 0309 | 06/06 | 95.0 | (²) | (²) | (²) | (²) |
| Secondary nonferrous metals | 1024 | | 224.4 | 233.8 | 241.9 | 14.1 | 3.5 |
| Secondary aluminum | 02 | | 218.8 | 216.0 | 220.9 | 4.8 | 2.3 |
| Copper, alloyed and unalloyed | 03 | | 409.4 | 422.8 | 442.2 | 4.0 | 4.6 |
| Refined lead | 04 | | 180.0 | (²) | 233.2 | 77.3 | (²) |
| Precious metals | 06 | | 158.4 | 175.3 | 169.7 | 3.3 | -3.2 |
| Other nonferrous metals | 07 | | 240.8 | 284.9 | 299.0 | 57.1 | 4.9 |
| Nonferrous mill shapes | 1025 | | 212.3 | 225.3 | 227.6 | 7.6 | 1.0 |
| Aluminum mill shapes | 01 | | 189.1 | 191.0 | 191.9 | 4.7 | .5 |
| Aluminum sheet | 0105 | 12/03 | 133.2 | 136.4 | 136.6 | 4.4 | .1 |
| Foil, plain (under .006 inches) | 0111 | | 176.6 | 179.1 | 179.4 | 8.5 | .2 |
| Aluminum plate | 0129 | | 168.2 | 167.7 | 167.1 | .6 | -4 |
| Rolled aluminum rod and bar, inc continuous cast | 0143 | | 188.4 | 186.7 | 187.5 | 8.3 | .4 |
| Extruded aluminum rod, bar, and other shapes except | 0162 | 12/04 | 119.8 | 119.5 | 119.6 | 2.7 | .1 |
| Aluminum extruded and drawn pipe and tube | 0163 | 12/04 | 108.6 | 108.6 | 108.7 | -1.7 | .1 |
| Copper and brass mill shapes | 02 | | 379.2 | 431.9 | 428.4 | 4.2 | -8 |
| Copper and copper-base alloy sheet, strip, and plat | 0237 | 12/03 | 199.2 | 249.5 | 251.9 | .1 | 1.0 |
| Copper and copper-base alloy rod, bar and shapes | 0238 | 12/03 | 260.2 | 270.7 | 281.1 | 7.7 | 3.8 |
| Copper and copper-base alloy pipe and tube | 0239 | 06/04 | 177.5 | 220.2 | 202.8 | 5.4 | -7.9 |
| Nickel alloy mill shapes | 04 | | 247.1 | 279.4 | 296.9 | 46.5 | 6.3 |
| Titanium mill shapes | 05 | | 299.9 | 310.4 | 315.6 | .4 | 1.7 |
| Other mill shapes | 19 | | 206.2 | 210.2 | 227.5 | 15.4 | 8.2 |
| Other nonferrous metal roll/draw/extruding | 1935 | 12/03 | 196.1 | 192.4 | 211.6 | 13.5 | 10.0 |
| Nonferrous wire and cable | 1026 | | 225.3 | 229.1 | 238.1 | 1.3 | 3.9 |
| Electric wire and cable | 0301 | 12/82 | 211.0 | 215.4 | 217.8 | 11.5 | 1.1 |
| Control & signal wire and cable | 0304 | 06/04 | 156.3 | 152.9 | 168.5 | 8.1 | 10.2 |
| Building wire and cable | 0306 | 06/04 | 190.9 | 201.4 | (²) | (²) | (²) |
| Copper and copper alloy wire & cable, bare & tinned | 0314 | 12/86 | 284.4 | 309.6 | 319.6 | -8.2 | 3.2 |
| Apparatus wire from purchased insulated wire | 0327 | 12/03 | 134.1 | 133.5 | 133.5 | 9.3 | 0 |
| Power wire and cable | 0332 | 06/04 | 168.8 | (²) | 164.0 | -6.6 | (²) |
| Fiber optic cable | 0333 | 12/88 | 66.0 | 65.9 | 65.7 | -8 | -3 |
| Other wire and cable | 0399 | 06/04 | 131.1 | 133.5 | 139.3 | -3.3 | 4.3 |
| Nonferrous forge shop products | 1027 | 12/83 | 167.1 | 173.1 | 173.1 | 3.7 | 0 |
| Hot impression die, impact, press, & upset | 0111 | 12/83 | 167.9 | 173.9 | 173.9 | 3.7 | 0 |
| Nonferrous foundry shop products | 1028 | | 182.3 | 184.7 | 187.2 | 7.6 | 1.4 |
| Castings, alum./alum.-base alloy | 02 | | 172.3 | 171.2 | 171.8 | 2.7 | .4 |
| Motor vehicle die castings | 0201 | | 139.7 | 137.4 | 137.8 | -5 | .3 |
| Other die castings | 0203 | 06/83 | 180.6 | 179.9 | 180.2 | 1.9 | .2 |
| Sand castings | 0204 | 06/83 | 195.4 | 195.4 | 195.6 | 4.2 | .1 |
| Perm. and semi-perm. mold castings | 0205 | 06/83 | 150.8 | 150.7 | 150.7 | 4.9 | 0 |
| Other castings and cast products | 0206 | 06/83 | 177.0 | 180.0 | 180.0 | 3.3 | 0 |
| Copper and copper-base alloy castings | 03 | 06/83 | 259.0 | 258.5 | 279.4 | 18.7 | 8.1 |
| Copper and copper-base alloy sand castings | 0301 | 06/83 | 287.6 | 286.6 | 309.9 | 19.9 | 8.1 |
| Other copper/copper-base alloy castings | 0302 | 06/83 | 188.2 | 189.2 | 204.3 | 14.1 | 8.0 |
| Zinc Castings | 04 | 06/83 | 220.2 | 240.4 | 250.3 | 23.9 | 4.1 |
| Magnesium and magnesium-base castings | 05 | 06/83 | 123.3 | 126.4 | 126.4 | 1.7 | 0 |
| Other nonferrous castings | 06 | 06/83 | 154.8 | 165.4 | 166.9 | 14.8 | .9 |
| Metal containers | 103 | | 131.1 | 133.6 | 133.5 | 5.5 | -1 |
| Metal cans and can components | 1031 | | 124.4 | 127.1 | 127.1 | 6.5 | 0 |
| Steel cans | 02 | | 153.8 | 154.6 | 154.5 | .8 | -1 |
| Aluminum cans | 03 | | 102.4 | 105.8 | 105.8 | 10.3 | 0 |
| Barrels, drums, and pails | 1032 | | 207.6 | 208.9 | 208.9 | 2.2 | 0 |
| Other metal containers | 0104 | 12/05 | 101.4 | 102.0 | 102.0 | 2.1 | 0 |
| Hardware | 104 | | 177.6 | 179.5 | 179.7 | 4.2 | .1 |
| Hardware, n.e.c. | 1041 | | 168.7 | 171.0 | 171.2 | 5.7 | .1 |
| Builders hardware | 01 | | 194.4 | 198.3 | 198.4 | 8.1 | .1 |

See footnotes at end of table.

Table 6. Producer price indexes and percent changes for commodity groupings and individual items, not seasonally adjusted—Continued

(1982=100 unless otherwise indicated)

| Commodity | Commodity code | Other index base | Index | | | Percent change to May 2007 from: | |
|--|----------------|------------------|------------------------|------------------------|-----------------------|----------------------------------|------------------|
| | | | Jan. 2007 ¹ | Apr. 2007 ¹ | May 2007 ¹ | May 2006 | Apr. 2007 |
| Hardware, n.e.c.—Continued | 1041 | | | | | | |
| Padlocks | 0109 | 06/85 | 158.4 | 158.4 | 158.4 | 6.1 | 0.0 |
| Doorlocks, locksets, locktrim, exc.arch. trim | 0122 | 06/85 | 184.0 | 185.2 | 185.9 | 7.8 | .4 |
| Cabinet hardware | 0147 | 06/85 | 174.7 | 177.6 | 178.4 | 9.8 | .5 |
| Other builders hardware | 0148 | 06/85 | 171.7 | 175.5 | 175.7 | 8.1 | .1 |
| Transportation equipment hardware | 03 | | 137.6 | 137.7 | 137.7 | 1.9 | 0 |
| Motor vehicle hardware | 0311 | 06/85 | 115.2 | 115.3 | 115.3 | 1.1 | 0 |
| Other transportation equipment hardware | 0341 | 06/85 | 393.6 | 394.2 | 394.2 | 5.9 | 0 |
| Furniture hardware | 04 | | 199.2 | 199.3 | 199.7 | 2.3 | .2 |
| Other hardware, n.e.c. | 05 | 06/85 | 172.1 | 178.6 | 180.2 | 10.6 | .9 |
| Hand and edge tools | 1042 | | 198.0 | 199.2 | 199.6 | 1.9 | .2 |
| Mechanics hand service tools | 0135 | 06/06 | 102.0 | 102.8 | 102.7 | (²) | -1 |
| Edge tools, hand operated | 0145 | 06/06 | 101.0 | 100.3 | 102.0 | (²) | 1.7 |
| Other handtools, nec | 0155 | 06/06 | 100.6 | 101.7 | 101.7 | (²) | 0 |
| Handsaws and handsaw blades | 0168 | 12/03 | 106.9 | 107.2 | 107.4 | .8 | .2 |
| Plumbing fixtures and fittings | 105 | | 216.1 | 220.8 | 222.9 | 8.6 | 1.0 |
| Vitreous china fixtures | 1052 | | 143.2 | 146.1 | 146.1 | 2.2 | 0 |
| Plumbing fixture fittings and trim | 1054 | | 243.4 | 250.6 | 250.5 | 9.6 | 0 |
| Bath and shower fittings | 0211 | 06/83 | 198.1 | 202.9 | 202.0 | 4.3 | -4 |
| Lavatory and sink fittings | 0218 | 06/98 | 118.9 | 125.5 | 120.2 | 3.1 | -4.2 |
| Miscellaneous brass goods | 0223 | 06/83 | 252.3 | 259.2 | 263.1 | 15.8 | 1.5 |
| Enameled iron & metal sanitary ware | 1056 | 12/86 | 183.2 | 184.6 | 191.2 | 9.9 | 3.6 |
| Heating equipment | 106 | | 191.5 | 196.0 | 195.5 | 6.5 | -3 |
| Steam and hot water equipment | 1061 | | 206.2 | 208.5 | 208.9 | 8.5 | .2 |
| Cast iron heating boilers, radiators and convectors | 0106 | 06/99 | 128.2 | 131.3 | 131.2 | 5.5 | -1 |
| Steel heating boilers, all classes | 0112 | 06/99 | 137.0 | 133.7 | 135.1 | 5.7 | 1.0 |
| Floor & wall furnaces/heaters/parts | 1062 | | 162.3 | 171.8 | 169.9 | 7.3 | -1.1 |
| Other heating, non-elect., inc parts | 1063 | | 185.4 | 186.5 | 186.3 | 5.1 | -1 |
| Domestic heating stoves | 1064 | | 149.1 | 152.6 | 153.4 | 3.8 | .5 |
| Water heaters, domestic | 1066 | | 242.8 | 242.5 | 242.5 | 6.9 | 0 |
| Electric | 0101 | | 230.0 | 229.4 | 229.4 | 7.1 | 0 |
| Non-electric water heaters | 0114 | 12/00 | 152.9 | 152.9 | 152.9 | 6.7 | 0 |
| Fabricated structural metal products | 107 | | 185.6 | 187.6 | 188.3 | 4.7 | .4 |
| Metal doors, sash, and trim | 1071 | | 196.0 | 197.0 | 197.0 | 2.1 | 0 |
| Metal doors and frames, exc. storm | 02 | 06/83 | 191.2 | 191.9 | 192.8 | 3.1 | .5 |
| Aluminum doors | 0201 | 06/83 | 192.1 | 192.9 | 193.5 | 2.1 | .3 |
| Iron and steel doors | 0203 | 06/83 | 183.9 | 184.3 | 185.6 | 3.8 | .7 |
| Other metal door, frames, & shower door/tub enclosr. | 0208 | 06/97 | 130.9 | 132.1 | 132.1 | .2 | 0 |
| Metal window sash and frames, exc. storm | 03 | 06/83 | 181.1 | 181.4 | 180.2 | 1.0 | -7 |
| Metal molding and trim and storefronts | 04 | 06/83 | 329.4 | 330.0 | 330.0 | -2 | 0 |
| Storm sash and doors | 05 | 06/83 | 161.7 | 163.3 | 163.0 | 3.0 | -2 |
| Screens and weatherstrip | 06 | 06/83 | 178.7 | 181.7 | 181.7 | 13.7 | 0 |
| Metal tanks | 1072 | | 173.0 | 174.9 | 178.9 | 7.4 | 2.3 |
| Storage and other non-pressure tanks | 0104 | 12/94 | 159.9 | 162.4 | 164.0 | 4.5 | 1.0 |
| Non-LPG gas cylinders | 0122 | | 142.0 | 140.2 | 149.7 | 7.6 | 6.8 |
| Metal tanks, complete at factory, std. line pressure | 0126 | 12/01 | 133.4 | 134.4 | 134.7 | 4.2 | .2 |
| Metal tanks and vessels, custom fabricated at fact. | 0135 | 12/01 | 144.6 | 147.9 | 153.5 | 13.3 | 3.8 |
| Metal tanks & vessels, custom fab. and field erected | 0152 | 12/94 | 142.2 | 143.4 | 142.7 | 2.5 | -5 |
| Sheet metal products | 1073 | | 180.9 | 181.2 | 181.3 | 4.9 | .1 |
| Air conditioning ducts and stove pipe | 0131 | 12/03 | 134.6 | 134.7 | 136.0 | 7.0 | 1.0 |
| Metal roofing and drainage equipment | 0132 | 12/03 | 134.3 | 137.8 | 136.5 | 10.2 | -9 |
| Sheet metal siding | 0133 | 12/03 | 123.7 | 124.7 | 124.7 | 3.2 | 0 |
| Sheet metal roof ventilators, louvers and dampers | 0135 | 12/03 | 115.0 | 115.0 | 115.0 | 1.7 | 0 |
| Other sheet metal work | 0136 | 12/03 | 118.7 | 118.2 | 118.1 | 3.5 | -1 |
| Struct., arch., pre-eng. metal products | 1074 | | 183.5 | 187.4 | 187.1 | 4.0 | -2 |
| Nonferrous pipe, tube, and fittings | 04 | | 254.8 | (²) | (²) | (²) | (²) |
| Fabricated structural metal | 05 | | 181.7 | 187.6 | 188.8 | 6.1 | .6 |
| Fabricated structural metal for buildings | 0501 | | 172.1 | 176.0 | 177.8 | 5.0 | 1.0 |
| Other fabricated structural metal | 0512 | 06/82 | 199.1 | 205.4 | 209.1 | 7.6 | 1.8 |
| Miscellaneous metal work | 07 | | 153.8 | 154.4 | 148.4 | -1.7 | -3.9 |
| Architectural and ornamental metalwork | 08 | 12/83 | 198.0 | 199.3 | 199.3 | 4.8 | 0 |

See footnotes at end of table.

Table 6. Producer price indexes and percent changes for commodity groupings and individual items, not seasonally adjusted—Continued

(1982=100 unless otherwise indicated)

| Commodity | Commodity code | Other index base | Index | | | Percent change to May 2007 from: | |
|---|----------------|------------------|------------------------|------------------------|-----------------------|----------------------------------|------------------|
| | | | Jan. 2007 ¹ | Apr. 2007 ¹ | May 2007 ¹ | May 2006 | Apr. 2007 |
| Struct., arch., pre-eng. metal products—Continued | 1074 | | | | | | |
| Stairs, staircases and fire escapes | 0803 | 12/83 | 166.3 | 167.3 | 167.3 | 1.3 | 0.0 |
| Grills, registers and air diffusers | 0811 | 12/97 | 114.2 | 114.2 | 114.2 | .3 | 0 |
| Fences, gates, railings and window guards | 0813 | 12/97 | 129.7 | 132.5 | 137.2 | 8.3 | 3.5 |
| Open flooring, grating and studs | 0814 | 12/97 | 162.5 | 165.3 | 159.8 | .5 | -3.3 |
| Other architectural and ornamental metal work | 0816 | 12/97 | 132.2 | 132.5 | 132.0 | 3.2 | -4 |
| Fabricated iron & steel pipe, tube & fit. | 09 | 12/94 | 154.6 | 153.8 | 156.1 | -1.9 | 1.5 |
| Heat exchangers and condensers | 1075 | | 238.7 | 244.7 | 248.8 | 7.5 | 1.7 |
| Bare tube heat exchangers | 0101 | | 241.5 | 249.9 | 258.7 | 14.1 | 3.5 |
| Fin tube heat exchangers | 0102 | | 231.7 | (²) | (²) | (²) | (²) |
| Fabricated steel plate | 1076 | | 171.6 | 174.2 | 173.8 | 7.4 | -2 |
| Steel power boilers | 1077 | | 175.8 | 180.5 | 180.0 | 2.7 | -3 |
| Prefabricated metal buildings | 1079 | | 218.7 | 218.0 | 219.3 | 5.1 | .6 |
| Prefab. metal bldg systems, ex. farm svcs | 01 | | 204.1 | 204.0 | 205.5 | 7.5 | .7 |
| Other prefab. & portable metal buildings | 02 | | 254.2 | 253.9 | 253.9 | 1.9 | 0 |
| Panels, parts, & sections for prefab bldgs | 03 | | 223.6 | 221.4 | 220.0 | -4.4 | -6 |
| Miscellaneous metal products | 108 | | 146.6 | 147.0 | 148.1 | 2.8 | .7 |
| Bolts, nuts, screws, rivets, and washers | 1081 | | 161.7 | 163.9 | 164.5 | 4.0 | .4 |
| Externally thread. fasteners, ex. aircraft | 02 | 06/82 | 156.2 | 158.0 | 158.3 | 3.9 | .2 |
| Hex bolts | 0206 | 06/82 | 152.0 | 152.4 | 152.4 | .7 | 0 |
| Cap screws | 0231 | | 173.7 | 180.3 | 180.3 | 4.4 | 0 |
| Tapping screws | 0236 | | 142.5 | 144.6 | 144.6 | 2.0 | 0 |
| Other metal bolts, inc. sq., round, plow, bent, etc. | 0262 | 12/99 | 156.4 | (²) | (²) | (²) | (²) |
| Other external threaded metal fasteners, inc. studs | 0263 | 12/99 | 107.6 | 109.0 | 109.0 | 2.5 | 0 |
| Internally thread. fasteners, ex. aircraft | 03 | 06/82 | 110.2 | 110.7 | 110.8 | 2.5 | .1 |
| Nonthreaded fasteners, except aircraft | 04 | 06/82 | 170.2 | 170.4 | 172.2 | 2.8 | 1.1 |
| Aircraft-aerospace fasteners | 05 | 06/82 | 227.3 | 232.3 | 232.9 | 5.6 | .3 |
| Other formed fasteners | 06 | 06/82 | 143.8 | 148.3 | 148.3 | 4.9 | 0 |
| Lighting fixtures | 1083 | | 146.7 | 147.4 | 147.2 | 2.6 | -1 |
| Residential | 02 | | 162.4 | 162.1 | 162.0 | 3.2 | -1 |
| Commercial/institutional or industrial | 03 | | 156.3 | 156.7 | 157.1 | 5.6 | .3 |
| Commercial and institutional lighting fixtures | 0302 | 12/04 | 107.6 | 107.9 | 108.2 | 5.0 | .3 |
| Industrial electric lighting fixtures | 0304 | 12/04 | 109.8 | 110.0 | 110.0 | 7.5 | 0 |
| Vehicular | 04 | | 122.3 | 122.4 | 122.4 | 1.3 | 0 |
| Motor vehicle lighting | 0401 | 12/83 | 100.1 | 100.1 | 100.2 | 1.2 | .1 |
| All other vehicular lighting equipment | 0402 | 12/83 | 178.0 | 178.0 | 178.0 | 2.8 | 0 |
| Component and renewal parts | 0403 | 12/99 | 124.2 | 124.8 | 124.8 | 1.1 | 0 |
| Lighting equipment, n.e.c. | 05 | | 145.3 | 147.2 | 146.4 | -5 | -5 |
| Outdoor lighting equipment, including parts | 0522 | 06/85 | 133.9 | 137.2 | 136.7 | -1.9 | -4 |
| Other electric and non-electric lighting | 0524 | 06/85 | 106.7 | 106.3 | 105.5 | 2.2 | -8 |
| Ammunition, except for small arms | 1085 | 12/85 | 136.9 | 135.5 | 137.2 | .1 | 1.3 |
| Ordnance and accessories, n.e.c. | 1086 | 12/85 | 157.4 | 159.2 | 159.2 | -4 | 0 |
| Fabricated ferrous wire products | 1088 | 06/82 | 164.2 | 164.6 | 165.7 | 2.1 | .7 |
| Ferrous wire rope, cable and strand | 01 | 06/82 | 151.1 | 153.4 | 153.4 | 1.9 | 0 |
| Steel nails and spikes | 02 | 06/82 | 157.7 | 157.7 | 157.7 | 1.0 | 0 |
| Ferrous wire cloth, other woven wire prod. | 07 | 06/82 | 147.1 | 147.1 | 147.1 | 1.2 | 0 |
| Other fabricated ferrous wire products | 09 | 06/82 | 170.7 | 170.3 | 172.0 | 2.3 | 1.0 |
| Other miscellaneous metal products | 1089 | | 142.9 | 143.0 | 144.4 | 3.0 | 1.0 |
| Wire springs | 04 | | 150.2 | 150.0 | 150.1 | -3 | .1 |
| Precision mechanical springs | 0424 | | 166.0 | 167.1 | 167.1 | 4.3 | 0 |
| Other wire springs | 0425 | 12/82 | 135.9 | 135.1 | 135.1 | -3.6 | 0 |
| Other metal products | 05 | | 138.4 | 139.1 | 140.7 | 3.0 | 1.2 |
| Original equipment automotive stamping | 0506 | | 112.9 | 113.2 | 114.8 | 2.8 | 1.4 |
| Replacement part automotive stamping | 0508 | 12/82 | 144.1 | 145.0 | 152.2 | 10.6 | 5.0 |
| Automotive screw machine products | 0521 | 12/83 | 140.9 | 141.2 | 142.1 | 6.6 | .6 |
| Other screw machine products | 0522 | 12/83 | 161.5 | 161.0 | 165.2 | 7.8 | 2.6 |
| Nonferrous woven wire not from wire drawing plants | 0552 | 12/04 | 135.8 | (²) | 135.8 | 35.8 | (²) |
| Metal ladders, including ladder accessories | 0557 | 12/91 | 117.5 | 124.4 | 122.8 | 6.9 | -1.3 |
| Metal powders, paste, and flake | 0564 | 06/85 | 148.9 | 151.2 | 153.0 | -13.8 | 1.2 |
| Powder metallurgy parts, ex. bearing, gears, etc. | 0571 | 12/91 | 108.5 | 108.3 | 108.4 | 2.1 | .1 |
| Other fabricated metal products | 0589 | 06/85 | 151.0 | 152.2 | 152.1 | 2.4 | -1 |
| Metal crowns and closures | 06 | 12/83 | 165.8 | (²) | 166.8 | .6 | (²) |
| Metal crowns and closures | 0622 | 12/06 | 100.0 | (²) | 100.6 | (²) | (²) |
| Metal stampings n.e.c. | 07 | 06/84 | 154.9 | 154.2 | 153.9 | 2.7 | -2 |
| Job stampings, non-automotive | 0701 | | 172.1 | 170.8 | 170.7 | 2.3 | -1 |
| Other stamped and pressed metal end products | 0731 | 06/84 | 153.2 | 153.1 | 153.1 | 4.1 | 0 |

See footnotes at end of table.

Table 6. Producer price indexes and percent changes for commodity groupings and individual items, not seasonally adjusted—Continued

(1982=100 unless otherwise indicated)

| Commodity | Commodity code | Other index base | Index | | | Percent change to May 2007 from: | |
|--|----------------|------------------|------------------------|------------------------|-----------------------|----------------------------------|------------------|
| | | | Jan. 2007 ¹ | Apr. 2007 ¹ | May 2007 ¹ | May 2006 | Apr. 2007 |
| Other miscellaneous metal products—Continued | 1089 | | | | | | |
| Metal foil and leaf | 08 | 12/84 | 133.2 | 130.4 | 131.3 | 4.4 | 0.7 |
| Converted unmounted alum. foil packaging products | 0801 | 12/84 | 152.6 | (²) | 155.4 | 12.6 | (²) |
| Laminated aluminum foil rolls and sheets | 0811 | 12/84 | 122.0 | 121.8 | 121.8 | 3.0 | 0 |
| Converted unmounted alum. foil for nonpkg appl. | 0821 | 12/84 | 139.4 | 127.8 | (²) | (²) | (²) |
| Heavy gauge springs | 09 | 06/04 | 112.8 | 112.3 | 113.5 | .2 | 1.1 |
| Hot formed steel springs (except wire) | 0912 | 06/04 | 116.4 | 115.5 | 117.9 | 2.4 | 2.1 |
| Cold formed steel springs (except wire) | 0913 | 06/04 | 106.8 | (²) | (²) | (²) | (²) |
| Metal treatment services | 109 | 12/84 | 155.8 | 155.6 | 156.2 | 5.4 | .4 |
| Metal treatment services | 1091 | | | | | | |
| Metal plating and polishing | 01 | 12/84 | 170.0 | 172.0 | 172.8 | 4.7 | .5 |
| Metal coating and allied services | 02 | 12/84 | 150.8 | 149.4 | 149.8 | 7.4 | .3 |
| Metal heat treating | 03 | 06/85 | 128.2 | 128.4 | 128.9 | 1.6 | .4 |
| Metal heat treating | 0349 | 06/06 | 101.4 | 101.6 | 102.0 | (²) | .4 |
| Machinery and equipment | 11 | | 127.8 | 127.4 | 127.2 | 1.1 | -.2 |
| Agricultural machinery and equipment | 111 | | 182.4 | 183.2 | 183.6 | 2.7 | .2 |
| Agricultural machinery and equipment | 1114 | 12/02 | 114.2 | 114.7 | 114.9 | 2.6 | .2 |
| Commercial turf & grounds care equipment | 01 | 12/02 | 113.9 | 113.8 | 113.7 | 2.3 | -.1 |
| Plows, listers, harrows, pulverizers, etc | 02 | 12/02 | 135.2 | 134.9 | 134.9 | 4.0 | 0 |
| Wheel tractors and attachments | 03 | 12/02 | 110.4 | 110.4 | 110.4 | 1.1 | 0 |
| Farm dairy machines, sprayers, dusters, e | 04 | 12/02 | 103.6 | 105.8 | 108.0 | 8.1 | 2.1 |
| Planting, seeding, fertilizing mach & att | 05 | 12/02 | 119.3 | 119.7 | 120.1 | 2.0 | .3 |
| Harvesting machinery | 06 | 12/82 | 187.7 | 188.0 | 188.0 | 2.0 | 0 |
| Haying machinery and attachments | 07 | 12/82 | 166.8 | 167.9 | 168.4 | 2.5 | .3 |
| Farm machinery and equip, nec excl parts | 08 | 12/02 | 120.8 | 123.7 | 123.7 | 3.8 | 0 |
| Parts for farm mach & equip | 09 | 12/02 | 113.1 | 113.1 | 113.1 | 3.6 | 0 |
| Construction machinery and equipment | 112 | | 178.4 | 178.9 | 179.1 | 2.2 | .1 |
| Tractors and attachments, ex. parts | 112A | 12/99 | 116.5 | 117.2 | 116.7 | 1.3 | -.4 |
| Tractor attachments, ex. parts | 03 | 12/99 | 120.9 | 120.9 | 121.0 | .2 | .1 |
| Tractor shovel loaders | 04 | | 167.3 | 169.3 | 168.0 | 1.1 | -.8 |
| Power cranes, excavators & equipment | 112B | 12/99 | 124.6 | 124.6 | 124.6 | .6 | 0 |
| Mixers, pavers, spreaders, etc. | 112C | | 160.4 | 161.3 | 161.3 | 3.3 | 0 |
| Off-highway, equipment, ex. parts | 112D | 12/99 | 117.7 | 117.6 | 117.4 | 1.3 | -.2 |
| Off highway trucks | 02 | 12/03 | 110.9 | 111.7 | 111.5 | .6 | -.2 |
| Graders, rollers, compactors, forklifts | 03 | 12/03 | 113.6 | 112.8 | 112.8 | 1.7 | 0 |
| Misc. construction machinery and equipme | 112J | 12/05 | 105.3 | 105.6 | 106.4 | 3.8 | .8 |
| Winches & aerial work plat. (incl parts) | 01 | 12/05 | 105.4 | 105.7 | 106.2 | 1.6 | .5 |
| Winches & aerial work platforms (incl. parts) | 0101 | 12/03 | 132.7 | 133.1 | 133.8 | 1.6 | .5 |
| Other construction mach. (incl parts) | 02 | 12/05 | 105.3 | 105.6 | 106.6 | 5.0 | .9 |
| Other construction machinery & equipment | 0201 | 12/03 | 119.8 | 119.8 | 119.8 | 5.1 | 0 |
| Parts for other construction machinery & equipment | 0202 | 12/99 | 118.8 | 119.4 | 121.4 | 4.9 | 1.7 |
| Metalworking machinery and equipment | 113 | | 163.3 | 163.9 | 164.0 | 1.9 | .1 |
| Metalworking machinery n. e. c. | 113A | 06/83 | 185.2 | 186.4 | 186.4 | .8 | 0 |
| Assembly machines | 01 | 06/83 | 167.6 | 168.8 | 168.7 | .4 | -.1 |
| Other metalworking machinery | 02 | 06/83 | 208.9 | 210.0 | 210.4 | 1.7 | .2 |
| Rolling mill machinery | 113B | 12/87 | 185.6 | 189.2 | 189.1 | 1.5 | -.1 |
| Power driven hand tools | 1132 | | 148.0 | 148.5 | 148.2 | 1.2 | -.2 |
| Welding machines and equipment | 1133 | | 218.8 | 222.6 | 224.1 | 8.0 | .7 |
| Arc welding mach., components ex electrode | 01 | | 200.1 | 204.0 | 203.1 | 7.3 | -.4 |
| Resistance welders, components & electrode | 02 | | 191.6 | 194.6 | 202.0 | 10.7 | 3.8 |
| Arc welding electrodes | 03 | | 288.6 | 299.2 | 299.0 | 13.2 | -.1 |
| Gas welding machines and equipment | 04 | | 188.3 | 190.7 | 190.7 | 3.8 | 0 |
| Other welding machines and equipment | 06 | 12/00 | 104.3 | 104.2 | 104.3 | 1.9 | .1 |
| Industrial process furnaces and ovens | 1134 | | 171.8 | 175.0 | 174.9 | 3.6 | -.1 |
| Cutting tools and accessories | 1135 | | 159.7 | 160.9 | 161.0 | 1.4 | .1 |
| Small cutting tools | 01 | | 149.5 | 150.7 | 150.9 | 1.7 | .1 |
| Precision measuring tools | 02 | | 175.8 | 175.8 | 175.8 | 0 | 0 |
| Other machine tool attachments & acc. | 05 | 06/83 | 172.2 | 173.9 | 173.8 | 1.7 | -.1 |

See footnotes at end of table.

Table 6. Producer price indexes and percent changes for commodity groupings and individual items, not seasonally adjusted—Continued

(1982=100 unless otherwise indicated)

| Commodity | Commodity code | Other index base | Index | | | Percent change to May 2007 from: | |
|---|----------------|------------------|------------------------|------------------------|-----------------------|----------------------------------|------------------|
| | | | Jan. 2007 ¹ | Apr. 2007 ¹ | May 2007 ¹ | May 2006 | Apr. 2007 |
| Abrasive products | 1136 | | 154.5 | 155.7 | 155.7 | 3.2 | 0.0 |
| Nonmetallic sized abrasives | 01 | | 84.9 | 84.9 | (²) | (²) | (²) |
| Nonmet. bonded abrasives and diamond wheel | 03 | | 154.4 | 155.2 | 155.2 | 3.5 | 0 |
| Nonmetallic coated abrasive products | 05 | | 201.2 | 204.0 | 203.6 | 4.0 | -2 |
| Metal cutting machine tools | 1137 | | 164.6 | 164.9 | 165.7 | 1.7 | .5 |
| Grinding machines | 13 | | 199.7 | 203.0 | 202.5 | 4.0 | -2 |
| Lathes | 14 | | 176.8 | 176.8 | 176.8 | 1.8 | 0 |
| Station type machines | 18 | 06/83 | 153.7 | 153.7 | (²) | (²) | (²) |
| Other metal cutting machine tools | 19 | | 164.6 | 164.6 | 167.4 | 4.6 | 1.7 |
| Parts for metal-cutting machine tools | 53 | 12/02 | 107.1 | 107.0 | 107.2 | .4 | .2 |
| Metal forming machine tools | 1138 | | 184.6 | 185.4 | 183.0 | .1 | -1.3 |
| Punching, bending and forming machines | 21 | | 156.4 | 156.9 | 156.4 | 1.6 | -3 |
| Presses | 23 | | 209.0 | 209.0 | 209.0 | 0 | 0 |
| Other metal forming machines | 25 | | 204.9 | 207.7 | 207.4 | 1.1 | -1 |
| Rebuilt metal-forming machine tools & par | 52 | 12/02 | 106.8 | 106.8 | 101.6 | -3.0 | -4.9 |
| Tools, dies, jigs, fixtures and ind. molds | 1139 | | 144.5 | 143.4 | 143.6 | .3 | .1 |
| Special dies, tools, jigs, and fixtures | 01 | | 157.0 | 156.9 | 156.9 | .8 | 0 |
| Industrial molds and mold boxes | 03 | | 127.0 | 125.0 | 125.4 | -4 | .3 |
| General purpose machinery and equipment | 114 | | 180.1 | 182.6 | 183.0 | 5.2 | .2 |
| Pumps, compressors, and equipment | 1141 | | 190.1 | 194.9 | 194.8 | 5.4 | -1 |
| Industrial pumps | 02 | | 202.5 | 209.1 | 208.6 | 6.2 | -2 |
| Parts & attach for air & gas compressors & | 07 | 06/84 | 175.1 | 181.8 | 181.1 | 7.2 | -4 |
| Industrial spraying equipment | 08 | 06/84 | 159.6 | 161.0 | 161.0 | 2.0 | 0 |
| Measuring & dispensing pumps | 09 | 06/84 | 158.8 | 169.6 | 167.7 | 5.8 | -1.1 |
| Other pumps, including parts | 12 | 12/83 | 219.0 | 221.4 | 221.7 | 6.1 | .1 |
| Parts and attachments for pumps | 1211 | 12/83 | 242.9 | 246.2 | 248.6 | 7.0 | 1.0 |
| All other pumps, inc. sump, oil well & oil field | 1215 | 12/97 | 123.2 | 124.5 | 123.6 | 6.1 | -7 |
| Domestic water systems | 13 | 12/03 | 121.7 | 122.3 | 123.6 | 3.8 | 1.1 |
| Air & gas compressors and vacuum pumps | 15 | 06/05 | 105.1 | 108.0 | 108.1 | 5.1 | .1 |
| Air & gas compressors and vacuum pumps | 1501 | 06/05 | 105.1 | 108.0 | 108.1 | 5.1 | .1 |
| Elevators, escalators, and other lifts | 1142 | | 127.7 | 129.2 | 129.0 | 2.9 | -2 |
| Elevators & escalators | 01 | | 121.8 | 123.5 | 123.2 | 2.8 | -2 |
| Elevator and escalator parts & attachments | 02 | | 158.5 | 158.7 | 159.6 | 3.8 | .6 |
| Fluid power equipment | 1143 | | 193.0 | 195.4 | 195.9 | 4.6 | .3 |
| Fluid power pumps and parts | 01 | | 182.7 | 183.8 | 183.9 | 3.4 | .1 |
| Fluid power valves | 02 | | 202.4 | 203.3 | 204.7 | 4.8 | .7 |
| Fluid power accum/cushions/cyls. & parts | 03 | | 180.4 | 183.6 | 183.6 | 3.4 | 0 |
| Non-aerospace hydraulic fluid power cylind/actuators | 0312 | 06/98 | 123.4 | 124.8 | 124.8 | 3.3 | 0 |
| Non-aerospace pneumatic fluid power cylind/actuators | 0313 | 06/98 | 130.5 | 131.8 | 131.9 | 2.6 | .1 |
| Parts for hydraulic & pneumatic cylinders/actuators | 0315 | 06/98 | 139.7 | 145.3 | 145.4 | 4.2 | .1 |
| Fluid power hose and tube fittings | 04 | | 209.7 | 214.2 | 214.3 | 7.0 | 0 |
| Parts for fluid power valves | 05 | 06/91 | 150.2 | 152.4 | 153.7 | 2.5 | .9 |
| Industrial material handling equipment | 1144 | | 159.5 | 160.9 | 160.9 | 3.9 | 0 |
| Conveying equipment | 02 | | 163.0 | 164.1 | 164.3 | 4.4 | .1 |
| Unit handling convey/convey sys hoists/farm elevator | 0212 | 06/84 | 145.1 | 145.7 | 145.7 | 3.7 | 0 |
| Parts/acces. for unit handling conveyors & conv. sys | 0214 | 06/84 | 180.0 | 181.4 | 181.3 | 6.3 | -1 |
| Bulk mtl hndlg conveyors & conveying sy ex ho & farm | 0216 | 06/84 | 164.2 | 165.0 | 165.3 | 5.0 | .2 |
| Pts & access for bulk mtl hdlg conveyors & conv sys | 0218 | 06/84 | 216.5 | 220.3 | 221.3 | 4.0 | .5 |
| Industrial trucks and tractors | 03 | | 148.1 | 149.5 | 149.4 | 3.6 | -1 |
| Work trucks w/lifting & handling equip. riding elec | 0353 | 06/02 | 113.3 | 115.8 | 115.8 | 4.0 | 0 |
| Work trucks w/lifting & handling equip non-riding | 0356 | 06/02 | 117.0 | 116.8 | 116.7 | 1.6 | -1 |
| Work trucks without lifting & handling equipment | 0357 | 06/02 | 112.2 | 113.9 | 113.9 | 3.6 | 0 |
| Bulk powered material moving equipment | 0358 | 06/02 | 117.7 | 118.3 | 118.6 | 6.1 | .3 |
| Parts, attachments, and accessories | 0378 | 12/86 | 155.3 | 157.3 | 157.3 | 3.7 | 0 |
| Hoists, cranes and stacking machines | 04 | | 185.7 | 189.2 | 188.5 | 3.5 | -4 |
| Hoists, including parts | 0481 | 12/84 | 185.2 | 188.6 | 188.4 | 4.4 | -1 |
| Cranes, including parts | 0485 | 12/84 | 169.1 | 172.6 | 171.2 | 2.3 | -8 |
| Mechanical power transmission equipment | 1145 | | 203.1 | 203.2 | 203.9 | 4.3 | .3 |
| Speed changers, drives, gears | 01 | | 206.9 | 207.1 | 208.5 | 4.9 | .7 |
| Loose gear, pinions and racks | 0108 | 12/83 | 158.4 | 158.6 | 161.8 | 9.8 | 2.0 |
| Speed changers and industrial high speed drives & pt | 0117 | 12/03 | 118.5 | 118.7 | 118.7 | 2.8 | 0 |
| Other power transmission equipment | 02 | 12/84 | 188.7 | 188.7 | 188.8 | 3.8 | .1 |
| Plain bearings and bushings | 0201 | 12/84 | 146.4 | 145.5 | 145.5 | 1.6 | 0 |
| Mech pwr trans equip, excl speed changers, drives & g | 0212 | 12/03 | 119.4 | 119.6 | 119.7 | 4.3 | .1 |
| Scales and balances | 1146 | | 124.5 | 125.2 | 125.2 | 1.3 | 0 |
| Vehicle and industrial scales | 11 | 12/91 | 119.4 | 120.0 | 120.0 | 1.1 | 0 |
| Retail, commercial, household, & mail scal | 12 | 12/91 | 112.7 | 113.3 | 113.2 | .8 | -1 |

See footnotes at end of table.

Table 6. Producer price indexes and percent changes for commodity groupings and individual items, not seasonally adjusted—Continued

(1982=100 unless otherwise indicated)

| Commodity | Commodity code | Other index base | Index | | | Percent change to May 2007 from: | |
|--|----------------|------------------|------------------------|------------------------|-----------------------|----------------------------------|------------------|
| | | | Jan. 2007 ¹ | Apr. 2007 ¹ | May 2007 ¹ | May 2006 | Apr. 2007 |
| Scales and balances—Continued | 1146 | | | | | | |
| Parts, attachments, and accessories | 13 | 12/91 | 108.9 | 110.2 | 110.2 | 2.9 | 0.0 |
| Fans and blowers, except portable | 1147 | | 180.4 | 181.8 | 181.8 | 4.1 | 0 |
| Dust collection & air purification equip. | 0143 | 12/83 | 163.5 | 164.9 | 164.9 | 3.1 | 0 |
| Dust collection and a/c equip. | 0144 | 12/83 | 168.1 | 170.5 | 169.7 | 3.4 | -5 |
| Industrial & commercial fan & blower mfg | 0145 | 12/03 | 116.5 | 117.1 | 117.2 | 4.7 | .1 |
| Air conditioning and refrigeration equip | 1148 | | 154.3 | 156.4 | 156.8 | 5.0 | .3 |
| Heat transfer equipment | 01 | | 170.6 | 176.7 | 178.2 | 7.3 | .8 |
| Heat transfer equipment, except dehumidifiers | 0132 | 12/03 | 124.2 | 130.6 | 131.4 | 9.9 | .6 |
| Motor vehicle air conditioning | 0133 | 12/03 | 100.6 | 100.8 | 101.5 | 1.3 | .7 |
| Unitary air conditioners | 02 | | 141.9 | 141.7 | 142.1 | 3.7 | .3 |
| Unitary air conditioners, except air source heat pum | 0222 | 06/97 | 115.7 | 115.5 | 115.9 | 3.8 | .3 |
| Commercial refrigeration equipment | 03 | | 180.7 | 182.3 | 182.3 | 3.2 | 0 |
| Refrigerant compressors | 04 | | 134.3 | 132.8 | 131.6 | 3.5 | -9 |
| Refrigerant compressors, except automatic | 0412 | 12/03 | 122.5 | 121.7 | 121.0 | 4.7 | -6 |
| Automotive air conditioning compressors | 0413 | 12/03 | 104.3 | 100.7 | 100.7 | (²) | 0 |
| Refrigeration condensing units | 05 | | 164.0 | 165.0 | 184.6 | 17.5 | 11.9 |
| Other a/c and refrigeration equipment | 06 | | 168.9 | 167.3 | 167.9 | 3.8 | .4 |
| Parts & accessories for a/c & refrig. equi | 09 | 12/89 | 131.9 | 132.4 | 132.4 | 2.1 | 0 |
| Miscellaneous general purpose equipment | 1149 | | 202.8 | 205.7 | 206.5 | 6.6 | .4 |
| Metal valves, except fluid power | 02 | 12/82 | 218.2 | 222.2 | 224.4 | 11.8 | 1.0 |
| Gates, globes, angles, and checks | 0201 | 12/82 | 266.2 | 272.6 | 272.9 | 12.3 | .1 |
| Ball valves | 0202 | 12/82 | 209.4 | 214.6 | 224.9 | 15.2 | 4.8 |
| Butterfly valves | 0203 | 12/82 | 158.5 | 160.4 | 162.3 | 4.0 | 1.2 |
| Plug valves | 0204 | 12/82 | 174.6 | 177.0 | 177.0 | 8.1 | 0 |
| Plumbing and heating valves (low pressure) | 0205 | 12/82 | 238.7 | 237.6 | (²) | (²) | (²) |
| Solenoid valves | 0208 | 12/82 | 191.3 | 191.7 | 211.5 | 16.0 | 10.3 |
| Other valves | 0209 | 12/82 | 216.9 | 222.5 | 216.8 | 8.8 | -2.6 |
| Automatic valves | 0211 | 12/98 | 120.7 | 122.4 | 123.3 | 9.8 | .7 |
| Metal pipe fittings, flanges, and unions | 03 | 12/82 | 255.6 | 257.4 | 257.4 | 7.1 | 0 |
| Ball and roller bearings | 05 | | 197.5 | 198.1 | 197.4 | 2.9 | -4 |
| Ball bearings, unmounted | 0531 | 12/03 | 115.6 | 115.7 | 114.7 | .4 | -9 |
| Mounted bearings | 0534 | 06/83 | 244.0 | 250.4 | 250.4 | 5.2 | 0 |
| Ball and roller bearing parts and components | 0535 | 06/83 | 170.3 | 170.8 | 170.8 | 2.8 | 0 |
| Taper roller bearings | 0537 | 06/83 | 175.0 | 175.0 | 175.0 | 10.7 | 0 |
| Roller bearings, except taper | 0538 | 06/83 | 232.0 | 232.5 | 231.7 | 2.3 | -3 |
| Industrial patterns | 07 | 12/84 | 142.9 | 144.0 | 145.8 | 3.3 | 1.3 |
| Filters and strainers | 08 | 12/84 | 179.0 | 186.4 | 186.6 | 4.2 | .1 |
| Filters and strainers, except fluid power | 0805 | 12/03 | 111.2 | 116.1 | 116.3 | 4.6 | .2 |
| Other miscellaneous general purpose equipm | 11 | 12/84 | 167.1 | 168.1 | 168.4 | 2.1 | .2 |
| Electronic computers and computer equipm | 115 | 12/98 | 46.0 | 44.5 | 44.2 | -8.3 | -7 |
| Electronic computers | 1151 | 12/04 | 58.2 | 54.6 | 53.5 | -22.6 | -2.0 |
| Personal computers and workstations | 0114 | 12/04 | 52.6 | 50.5 | 48.3 | -24.8 | -4.4 |
| Portable computers | 0115 | 12/04 | 46.4 | 44.0 | 43.9 | -23.0 | -2 |
| Host computers, multiusers (mainframes, med. scale s | 0116 | 12/04 | 61.3 | 55.0 | 55.2 | -23.9 | .4 |
| Other computers | 0121 | 12/04 | 98.6 | (²) | 98.6 | -5 | (²) |
| Computer storage devices | 1152 | 12/04 | 68.0 | 66.6 | 67.1 | -9.6 | .8 |
| Computer storage devices, except parts | 01 | 12/04 | 65.5 | 63.9 | 63.9 | -9.5 | 0 |
| Parts and components | 02 | 12/04 | 76.3 | 75.6 | 77.1 | (²) | 2.0 |
| Computer terminals and parts | 1153 | 12/98 | 92.9 | 91.9 | 91.9 | -1.1 | 0 |
| Computer terminals | 01 | 12/98 | 94.2 | 93.1 | 93.2 | -1.1 | .1 |
| Computer peripheral equipment and parts | 1154 | 12/98 | 90.9 | 90.9 | 90.8 | -.5 | -1 |
| Computer printers | 02 | 12/98 | 85.1 | 85.1 | 85.0 | -1.7 | -1 |
| Parts for computer peripheral equipment | 05 | 12/98 | 94.9 | 94.9 | 94.9 | .3 | 0 |
| All other peripheral equipment | 06 | 06/99 | 95.7 | (²) | (²) | (²) | (²) |
| Special industry machinery and equipment | 116 | | 181.5 | 183.0 | 182.7 | 3.7 | -2 |
| Food products machinery | 1161 | | 219.0 | 222.2 | 222.6 | 9.9 | .2 |
| Dairy industry machinery | 01 | | 220.3 | 223.5 | 223.6 | 5.7 | 0 |
| Commercial food production machinery | 04 | | 197.0 | 200.0 | 200.7 | 4.5 | .4 |
| Industrial food production machinery | 05 | 12/83 | 220.4 | 223.3 | 223.4 | 15.9 | 0 |
| Textile machinery and equipment | 1162 | | 160.9 | 161.6 | 162.4 | .2 | .5 |
| Textile machinery | 12 | 06/86 | 140.4 | 141.1 | 141.1 | -8 | 0 |
| Textile machinery parts and attachments | 77 | | 171.0 | 171.5 | 173.5 | 2.1 | 1.2 |
| Woodworking machinery and equipment | 1163 | | 158.2 | 159.3 | 159.1 | 2.8 | -1 |
| Sawmill and woodworking machinery | 06 | 12/04 | 106.4 | 107.1 | 107.0 | 2.9 | -1 |

See footnotes at end of table.

Table 6. Producer price indexes and percent changes for commodity groupings and individual items, not seasonally adjusted—Continued

(1982=100 unless otherwise indicated)

| Commodity | Commodity code | Other index base | Index | | | Percent change to May 2007 from: | |
|--|----------------|------------------|------------------------|------------------------|-----------------------|----------------------------------|------------------|
| | | | Jan. 2007 ¹ | Apr. 2007 ¹ | May 2007 ¹ | May 2006 | Apr. 2007 |
| Paper industries machinery | 1164 | 06/82 | 180.4 | 184.5 | 183.9 | 1.7 | -0.3 |
| Paper Industry machinery | 0114 | 12/03 | 104.7 | 107.3 | 106.2 | 1.7 | -1.0 |
| Parts & attachments for paper industries machinery | 0115 | 12/03 | 108.5 | 110.6 | 111.6 | 1.3 | .9 |
| Printing trades machinery and equipment | 1165 | | 149.8 | 151.2 | 150.6 | 3.6 | -4 |
| Bookbinding machinery and equipment | 05 | | 193.5 | (²) | (²) | (²) | (²) |
| Printing presses, other than lithographic | 06 | 12/82 | 165.8 | 173.8 | 172.1 | 2.9 | -1.0 |
| Other printing machinery and equipment | 09 | 12/82 | 148.7 | 149.4 | 148.7 | 1.1 | -5 |
| Other special industry machinery | 1166 | | 177.6 | 178.3 | 177.8 | 2.6 | -3 |
| Rubberworking machinery | 01 | | 191.7 | 191.6 | (²) | (²) | (²) |
| Plasticworking machinery | 03 | | 187.6 | 185.7 | 185.9 | -6 | .1 |
| Chemical industry machinery | 04 | | 210.1 | 216.6 | 212.7 | 18.6 | -1.8 |
| Automotive maintenance equipment | 05 | 06/83 | 174.7 | 174.7 | 174.7 | 0 | 0 |
| Miscellaneous industry machinery | 06 | | 172.1 | 172.6 | 172.3 | 1.7 | -2 |
| Semiconductor manufacturing equipment | 0638 | 06/87 | 129.1 | 129.1 | 129.1 | .9 | 0 |
| Printed circuit board manufacturing machinery | 0641 | 06/01 | 99.7 | (²) | (²) | (²) | (²) |
| Special industry machinery & equipment & parts | 0647 | 06/01 | 112.4 | 112.9 | 112.7 | 2.8 | -2 |
| Packing and packaging machinery | 1167 | | 206.7 | 207.8 | 208.6 | 3.3 | .4 |
| Packing and packaging machinery | 05 | 06/06 | 101.0 | 101.6 | 101.9 | (²) | .3 |
| Packing packaging and bottling machinery, excl. part | 0501 | 06/06 | 101.1 | 101.7 | 102.2 | (²) | .5 |
| Parts for packing and packaging machinery | 0502 | 12/83 | 178.2 | 179.0 | 179.0 | 6.0 | 0 |
| Service industry machinery and parts | 1168 | 06/82 | 198.8 | 201.8 | 201.0 | 6.2 | -4 |
| Commercial and industrial vacuum cleaners & parts | 0111 | 06/82 | 191.0 | 192.7 | 192.7 | 2.8 | 0 |
| Electronic teaching machines, teaching aids, trainer | 0116 | 12/03 | 103.1 | (²) | 103.1 | 2.2 | (²) |
| Commercial cooking and food warming equipment | 0118 | 12/03 | 118.5 | 122.2 | 121.3 | 4.9 | -7 |
| Miscellaneous machinery products, exc electrical | 0119 | 12/03 | 113.8 | 115.1 | 114.8 | 7.5 | -3 |
| Commercial laundry & dry cleaning equip. | 1169 | 12/82 | 204.3 | 207.0 | 205.7 | 4.6 | -6 |
| Electrical machinery and equipment | 117 | | 116.0 | 114.1 | 113.5 | -1.1 | -5 |
| Wiring devices | 1171 | | 191.0 | 191.5 | 193.5 | 4.0 | 1.0 |
| Current carrying | 01 | | 146.6 | 148.6 | 149.9 | 5.0 | .9 |
| Electric switches | 0143 | 12/99 | 111.0 | 113.5 | 113.5 | 6.4 | 0 |
| Wire connectors for electrical circuitry | 0144 | 12/99 | 114.2 | 117.1 | 117.4 | 4.6 | .3 |
| Current-carrying wiring devices n.e.c. | 0147 | 06/06 | 100.9 | 101.0 | 103.0 | (²) | 2.0 |
| Noncurrent carrying | 02 | | 252.0 | 249.8 | 252.7 | 3.1 | 1.2 |
| Pole and transmission line hardware | 0215 | 12/04 | 130.5 | 130.5 | 130.5 | 14.6 | 0 |
| Electrical conduit and conduit fittings, including p | 0216 | 12/04 | 111.4 | 108.6 | 110.6 | -2.7 | 1.8 |
| Other noncurrent-carrying wiring devices | 0217 | 12/04 | 111.4 | 112.8 | 115.0 | 7.5 | 2.0 |
| Porcelain electrical supplies | 0252 | 12/03 | 110.5 | 111.2 | 111.1 | 2.2 | -1 |
| Integrating and measuring instruments | 1172 | | 149.3 | 149.6 | 149.9 | .3 | .2 |
| Test equip.- elect. character. & signals | 05 | 12/83 | 142.8 | 143.1 | 143.1 | -1 | 0 |
| Electrical integrating & other instruments | 09 | 06/06 | 103.1 | (²) | 105.2 | (²) | (²) |
| Electrical integrating and other instruments | 0901 | 06/06 | 103.1 | (²) | 105.2 | (²) | (²) |
| Motors, generators, motor generator sets | 1173 | | 170.2 | 171.4 | 171.5 | 5.6 | .1 |
| Fractional horsepower motors & generators | 03 | 06/83 | 153.7 | 156.2 | 155.2 | 6.3 | -6 |
| Integral horsepower motors | 04 | 06/83 | 183.9 | 184.4 | 186.7 | 9.1 | 1.2 |
| Parts and supplies | 09 | 06/83 | 168.7 | 169.1 | 169.1 | 1.6 | 0 |
| Other motors and generators | 11 | 06/06 | 102.6 | 102.5 | 102.6 | (²) | .1 |
| Other motors and generators | 1101 | 06/06 | 102.6 | 102.5 | 102.6 | (²) | .1 |
| Transformers and power regulators | 1174 | | 185.6 | 193.6 | 195.6 | 19.2 | 1.0 |
| Fluorescent lamp ballasts | 02 | | 170.3 | 170.3 | 170.3 | 17.1 | 0 |
| Power & distribution transformers, excl. p | 09 | 12/99 | 149.6 | 159.9 | 162.6 | 23.9 | 1.7 |
| Parts & all other transformers | 11 | 12/99 | 122.7 | 124.5 | 124.9 | 10.1 | .3 |
| Commer./institutional/indus. gen/ pump. transformers | 1101 | | 267.7 | (²) | (²) | (²) | (²) |
| Specialty transformers, ex. fluorescent lamp ballast | 1102 | | 92.7 | 92.7 | 92.7 | 1.5 | 0 |
| Power regulators, boosters, other transformers/parts | 1109 | 12/99 | 108.3 | 111.7 | (²) | (²) | (²) |
| Switchgear, switchboard, etc. equipment | 1175 | | 185.4 | 189.2 | 191.2 | 8.4 | 1.1 |
| Industrial controls and related parts, acc | 07 | | 179.7 | 181.2 | 181.2 | 5.0 | 0 |
| Switchgear and switchboard apparatus | 22 | 06/05 | 108.3 | 111.9 | 114.4 | 12.2 | 2.2 |
| Switchgear and switchboard apparatus | 2201 | 06/05 | 108.3 | 111.9 | 114.4 | 12.2 | 2.2 |
| Communication and related equipment | 1176 | 12/85 | 102.7 | 103.5 | 103.3 | .8 | -2 |
| Telephone and telegraph equipment | 01 | 12/85 | 88.1 | 87.7 | 87.7 | -2.2 | 0 |
| Carrier line equipment and external modems | 0112 | 12/00 | 95.2 | 95.2 | 94.6 | 2.6 | -6 |
| Other telephone and telegraph apparatus | 0141 | 12/85 | 71.9 | 71.6 | 71.5 | -6.2 | -1 |
| Radio & television communication equipment | 02 | 12/85 | 110.5 | 111.6 | 111.5 | 2.0 | -1 |
| Broadcast, studio and related equipment | 0201 | 12/85 | 107.1 | 107.1 | (²) | (²) | (²) |
| Radio communication, fiber optics & related equip. | 0202 | 12/85 | 96.1 | 96.8 | 97.2 | 2.1 | .4 |

See footnotes at end of table.

Table 6. Producer price indexes and percent changes for commodity groupings and individual items, not seasonally adjusted—Continued

(1982=100 unless otherwise indicated)

| Commodity | Commodity code | Other index base | Index | | | Percent change to May 2007 from: | |
|--|----------------|------------------|------------------------|------------------------|-----------------------|----------------------------------|------------------|
| | | | Jan. 2007 ¹ | Apr. 2007 ¹ | May 2007 ¹ | May 2006 | Apr. 2007 |
| Communication and related equipment—Continued | | | | | | | |
| Intercom, alarm & traffic control systems | 1176 0203 | 12/85 | 116.4 | 117.1 | 115.9 | -0.3 | -1.0 |
| Electronic systems and equipment | 0212 | 12/03 | 104.1 | 104.3 | 104.3 | 1.0 | 0 |
| Search, detection, navigation & guidance sys & equip | 0213 | 06/04 | 105.4 | 107.0 | 106.6 | 2.7 | -4 |
| Electric lamp bulbs and parts | | | | | | | |
| Parts for electric lamps/bulbs | 1177 03 | 12/85 | 130.6 | 131.4 | 131.4 | 2.3 | 0 |
| Electric lamp bulbs and tubes | 04 | 12/04 | 116.2 | 118.7 | 119.7 | 8.0 | .8 |
| 101.4 | | | 101.7 | | 101.6 | 1.6 | -1 |
| Electronic components and accessories | | | | | | | |
| Cathode ray T.V. picture tube | 1178 02 | | 89.0 | 83.4 | 81.9 | -7.7 | -1.8 |
| Power, transmitter, special purpose tubes | 03 | | 42.6 | 40.6 | 38.2 | -17.7 | -5.9 |
| Capacitors | 11 | | 192.5 | 192.5 | 191.8 | 1.9 | -4 |
| Resistors for electronic circuitry | 12 | | 104.3 | 104.6 | 104.7 | -1.3 | .1 |
| Resistors for electronic circuitry | 1207 | 12/05 | 168.1 | 169.3 | 169.3 | 1.4 | 0 |
| Relays | 21 | | 101.4 | 102.1 | 102.1 | 1.4 | 0 |
| Switches, mechanical (electronic appl.) | 22 | 06/82 | 207.0 | 208.6 | 208.4 | 4.5 | -1 |
| Connectors | 24 | | 176.6 | 177.5 | 176.9 | 1.3 | -3 |
| Coaxial connectors (radio frequency) | 2411 | | 153.4 | 154.5 | 154.0 | 1.3 | -3 |
| Cylindrical connectors | 2426 | 06/03 | 237.8 | 234.6 | 236.1 | 4.6 | .6 |
| Rack and panel connectors (rectangular) | 2434 | 06/03 | 102.2 | (²) | (²) | (²) | (²) |
| Printed circuit connectors for electronic circuitry | 2443 | 06/03 | 86.9 | (²) | (²) | (²) | (²) |
| Other connectors including parts | 2472 | 06/03 | 108.2 | 108.4 | 108.4 | 2.7 | 0 |
| Magnetic and optical recording media | 25 | | 107.1 | 107.2 | 107.3 | 3.1 | .1 |
| Filters, crystals, and transducers | 28 | 06/82 | 53.7 | 53.5 | 53.3 | -4.8 | -4 |
| Filters and piezoelectric devices | 2891 | 06/82 | 98.2 | 97.0 | 99.8 | 3.6 | 2.9 |
| Transducers, electrical-electronic input or output | 2893 | 06/06 | 108.0 | 109.6 | (²) | (²) | (²) |
| Diodes and rectifiers | 31 | | 101.1 | 98.2 | 98.4 | (²) | .2 |
| Transistors | 35 | | 109.8 | (²) | (²) | (²) | (²) |
| Integrated microcircuits | 39 | 06/05 | 73.7 | 73.8 | 73.7 | 2.4 | -1 |
| Integrated microcircuits | 3911 | 06/05 | 90.7 | 78.5 | 75.7 | -18.4 | -3.6 |
| Other semiconductor devices | 47 | 06/05 | 90.7 | 78.5 | 75.7 | -18.4 | -3.6 |
| Other semiconductor devices | 4711 | 06/05 | 101.3 | 99.2 | 99.0 | 1.7 | -2 |
| Printed circuit boards | 49 | 12/00 | 101.3 | 99.2 | 99.0 | 1.7 | -2 |
| Electronic transformers and coils | 53 | 06/82 | 102.8 | 102.8 | 102.8 | 1.8 | 0 |
| Other electronic components | 56 | 06/00 | 162.2 | 162.6 | 163.3 | 4.0 | .4 |
| Complex component assemb., packs, modules | 61 | 06/82 | 113.2 | 112.9 | 113.1 | 2.4 | .2 |
| 102.5 | | | 100.3 | | 99.7 | -2.7 | -6 |
| Miscellaneous electrical mach and equip | | | | | | | |
| Storage batteries | 1179 01 | | 113.7 | 114.3 | 114.4 | .9 | .1 |
| Lead acid batteries, 1.5 cubic foot or less | 0103 | 12/84 | 127.9 | 133.2 | 135.7 | 9.5 | 1.9 |
| Lead acid batteries, larger than 1.5 cubic foot | 0104 | 12/84 | 135.0 | 139.4 | 141.5 | 7.5 | 1.5 |
| Storage batteries other than lead acid, incl. parts | 0105 | 12/84 | 159.4 | 168.6 | 175.1 | 14.5 | 3.9 |
| Primary batteries, dry and wet | 02 | | 150.2 | 159.8 | 156.2 | 10.2 | -2.3 |
| Carbon and graphite products | 03 | | 165.4 | 170.3 | 172.9 | 3.5 | 1.5 |
| Carbon & graphite electrodes for elec. Furnaces | 0326 | 12/03 | 136.0 | 138.5 | 137.3 | 1.8 | -9 |
| All other carbon and graphite products | 0335 | 12/03 | 113.3 | 113.8 | 114.0 | 5.2 | .2 |
| X-ray and electromedical equipment | 05 | | 93.7 | 93.3 | 92.8 | -2.3 | -5 |
| Irradiation equipment | 0512 | 06/85 | 115.0 | 116.5 | 116.1 | 1.1 | -3 |
| Diagnostic electromedical equipment | 0514 | 06/85 | 69.4 | 69.6 | 69.2 | 1.2 | -6 |
| Electrotherapeutic equipment | 0516 | 06/85 | 69.2 | 69.2 | 68.0 | -3.3 | -1.7 |
| Other electromedical equipment, exc diag & therap. | 0517 | 12/02 | 87.5 | 84.6 | (²) | (²) | (²) |
| Parts and accessories for electromedical equipment | 0524 | 06/85 | 111.9 | 110.6 | 111.1 | -4 | .5 |
| Engine electrical equipment | 06 | | 124.9 | 125.3 | 125.4 | 1.1 | .1 |
| Cable sets and ignition wiring harnesses | 0601 | 12/82 | 142.3 | 142.5 | 142.3 | 1.9 | -1 |
| Cranking motors (starters) | 0604 | 12/82 | 115.1 | 114.6 | 115.1 | 1.9 | .4 |
| Alternators, generators, and regulators | 0607 | 06/00 | 101.8 | 102.4 | 102.7 | 3.0 | .3 |
| Complete engine electrical equipment, nec | 0608 | 06/00 | 99.9 | 100.3 | 100.3 | .7 | 0 |
| Parts for engine electrical and electronic equipment | 0609 | 06/00 | 77.4 | 76.7 | 76.9 | .1 | .3 |
| Motor vehicle electronic equip. exc engine elec equi | 0611 | 12/03 | 99.7 | (²) | (²) | (²) | (²) |
| Electrical industrial apparatus, n.e.c. | 29 | 12/85 | 121.3 | 121.4 | 121.7 | 2.2 | .2 |
| Industrial capacitors | 2901 | 12/85 | 86.0 | (²) | (²) | (²) | (²) |
| Rectifying apparatus | 2902 | 12/85 | 127.8 | 127.9 | 128.0 | 3.0 | .1 |
| Oth electrical equip for industry, except electronic | 2904 | 12/03 | 104.8 | 106.1 | 106.4 | 2.3 | .3 |
| All other electrical equipment exc. indus | 39 | 12/06 | 101.0 | 102.0 | 102.9 | (²) | .9 |
| Miscellaneous instruments | | | | | | | |
| Environmental controls | 1181 | | 167.4 | 167.6 | 168.4 | 1.9 | .5 |
| Process control instruments | 1182 | 06/83 | 181.4 | 181.5 | 183.8 | 4.3 | 1.3 |
| Industrial process control instruments | 0171 | 12/03 | 109.9 | 110.0 | 111.3 | 4.3 | 1.2 |
| Fluid meters and counting devices | | | | | | | |
| Integrating & totalizing meters for gas or liquids | 1184 0102 | 12/85 | 135.2 | 135.4 | 135.3 | 4.1 | -1 |
| Counting devices | 0103 | 12/85 | 157.7 | 157.7 | 157.8 | 8.0 | .1 |
| Motor vehicle indicating instruments | 0104 | 12/85 | 149.2 | 150.0 | 150.0 | 3.8 | 0 |
| 97.4 | | | (²) | | (²) | (²) | (²) |

See footnotes at end of table.

Table 6. Producer price indexes and percent changes for commodity groupings and individual items, not seasonally adjusted—Continued

(1982=100 unless otherwise indicated)

| Commodity | Commodity code | Other index base | Index | | | Percent change to May 2007 from: | |
|--|----------------|------------------|------------------------|------------------------|-----------------------|----------------------------------|-----------|
| | | | Jan. 2007 ¹ | Apr. 2007 ¹ | May 2007 ¹ | May 2006 | Apr. 2007 |
| Engineering and scientific instruments | 1185 | 12/85 | 183.1 | 183.8 | 183.9 | 2.0 | 0.1 |
| Aeronautical, nautical & navigational inst | 01 | 12/85 | 193.3 | 191.6 | 192.6 | -2 | .5 |
| Laboratory apparatus | 02 | 12/85 | 181.8 | 185.7 | 185.3 | 5.7 | -2 |
| Surveying/drafting instruments & lab furn | 03 | 12/85 | 139.3 | 139.7 | 139.7 | 1.6 | 0 |
| Laboratory furniture | 0322 | 12/91 | 143.5 | 143.9 | 143.9 | 3.1 | 0 |
| Surveying/drafting instruments | 0329 | 12/91 | 112.5 | 112.5 | 112.5 | 0 | 0 |
| Optical instruments and lenses | 1186 | 12/85 | 129.5 | 129.2 | 129.6 | -.3 | .3 |
| Sighting, tracking & fire control equipmen | 01 | 12/85 | 120.8 | 123.0 | 122.4 | .5 | -.5 |
| Optical instruments and lenses | 02 | 12/85 | 121.7 | 123.2 | 123.2 | -2.3 | 0 |
| Laboratory analytical instruments | 03 | 12/85 | 133.6 | 132.5 | 133.1 | .3 | .5 |
| Measuring & controlling devices, n.e.c. | 1189 | 06/85 | 142.8 | 143.9 | 144.5 | 1.5 | .4 |
| Aircraft engine instruments | 01 | 06/85 | 136.3 | 135.9 | 136.3 | .9 | .3 |
| Nuclear radiation detect.& monitoring inst | 04 | 06/85 | 138.3 | 146.8 | 145.0 | (²) | -1.2 |
| Physical properties and kinematic testin | 05 | 06/04 | 101.9 | 102.3 | 102.4 | -.3 | .1 |
| Comm., geophysical & general instruments | 06 | 06/04 | 102.9 | 103.1 | 104.4 | 2.3 | 1.3 |
| Miscellaneous machinery | 119 | | 153.4 | 155.4 | 155.9 | 4.2 | .3 |
| Oil field and gas field machinery | 1191 | | 180.2 | 182.2 | 183.5 | 7.9 | .7 |
| Oil field and gas field drilling machinery | 02 | | 201.0 | 202.3 | 205.0 | 8.9 | 1.3 |
| Rotary oil & gas field drilling machinery & parts | 0257 | 12/03 | 136.3 | 137.3 | 138.2 | 9.0 | .7 |
| Other oil & gas field drilling mach, equi, parts | 0258 | 12/03 | 144.4 | 149.9 | 149.9 | 7.1 | 0 |
| Drilling rigs and well surveying machinery | 0259 | 12/03 | 118.1 | 110.0 | 118.1 | 11.1 | 7.4 |
| Oil field and gas field production machine | 04 | | 148.1 | 150.6 | 150.5 | 6.5 | -.1 |
| Mining machinery and equipment | 1192 | | 188.4 | 189.6 | 192.6 | 5.6 | 1.6 |
| Underground mining machinery | 01 | | 196.5 | 197.0 | 197.0 | 2.6 | 0 |
| Crushing, pulverizing & screening machines | 02 | | 235.3 | 235.6 | 235.5 | 3.2 | 0 |
| Drills and other mining machinery | 03 | | 208.9 | 210.4 | 211.7 | 4.3 | .6 |
| Mining machinery parts | 53 | | 171.4 | 173.1 | 174.7 | 7.4 | .9 |
| Office and store machines and equipment | 1193 | | 112.9 | 115.2 | 115.4 | .5 | .2 |
| Calculating & accounting machines & parts | 01 | | 79.7 | 86.1 | 86.0 | .7 | -.1 |
| Parts and attach. for calc. & acctng mach, cash reg. | 0115 | 06/85 | 93.1 | 93.1 | 93.1 | 0 | 0 |
| Coin-operated auto. merchandising machines | 06 | | 126.2 | 126.4 | 126.4 | 1.2 | 0 |
| Coin-operated auto. merchandising mach., ex. parts | 0654 | 06/82 | 126.6 | 126.6 | 126.6 | 1.2 | 0 |
| Parts for automatic merchandising machines | 0656 | 06/94 | 102.6 | 103.9 | 103.9 | 2.0 | 0 |
| Other office and store machines and parts | 07 | | 128.8 | 130.1 | 130.3 | -1.7 | .2 |
| Mailing, letter handling, and addressing machines | 0753 | 06/85 | 110.0 | 111.4 | 111.4 | -2.6 | 0 |
| Standard typewriters, and all other office machines | 0755 | 12/94 | 117.1 | 117.1 | 117.1 | 0 | 0 |
| Parts/attach. for std. typewriters/other office mach | 0757 | 12/94 | 122.0 | 122.0 | 123.4 | 1.1 | 1.1 |
| Internal combustion engines | 1194 | | 154.5 | 153.8 | 154.5 | 1.6 | .5 |
| Gasoline engines | 01 | | 156.3 | 156.3 | 156.3 | 3.9 | 0 |
| Diesel, semidiesel, & dual fuel, non-auto | 07 | 12/82 | 137.5 | 137.5 | 137.5 | .6 | 0 |
| Diesel, semidiesel, & dual fuel, auto. | 08 | 12/82 | 146.7 | 144.8 | 146.7 | 1.4 | 1.3 |
| Parts and accessories for i.c. engines | 13 | | 164.4 | 164.6 | 164.5 | 1.7 | -.1 |
| Machine shop products | 1195 | | 158.2 | 159.6 | 159.7 | 3.5 | .1 |
| Carburetors, pistons, piston rings, & valv | 01 | | 157.9 | 159.3 | 160.5 | 4.6 | .8 |
| Carburetors, pistons, piston rings & valves | 0129 | 06/05 | 107.8 | 108.8 | 109.6 | 4.6 | .7 |
| Other machine shop products | 05 | 06/84 | 142.6 | 143.9 | 143.9 | 3.4 | 0 |
| Parts for turbine and turbine generator | 1196 | 06/82 | 190.7 | 191.3 | 191.4 | 4.4 | .1 |
| Turbine and turbine generator sets | 1197 | 06/87 | 179.6 | 188.3 | 189.3 | 10.3 | .5 |
| Furniture and household durables | 12 | | 143.9 | 144.1 | 144.8 | 2.0 | .5 |
| Household furniture | 121 | | 173.7 | 174.0 | 174.2 | 1.2 | .1 |
| Metal household furniture | 1211 | | 131.9 | 132.9 | 132.9 | 1.9 | 0 |
| Metal household dining, dinette, breakfast furniture | 0102 | 06/84 | 156.8 | 156.8 | 156.8 | 2.1 | 0 |
| Other metal household furniture | 0104 | 06/84 | 118.7 | 119.8 | 119.8 | 1.8 | 0 |
| Wood household furniture | 1212 | | 192.7 | 192.3 | 192.6 | 1.2 | .2 |
| Living room furniture | 01 | | 195.1 | 193.6 | 193.8 | -.1 | .1 |
| Dining room furniture | 02 | | 210.8 | 210.9 | 210.8 | .6 | 0 |
| Bedroom furniture | 03 | | 195.4 | 195.3 | 195.7 | .6 | .2 |
| Other wood household furniture | 04 | | 156.9 | 157.1 | 157.6 | 4.0 | .3 |
| TV, radio, stereo & sewing machine cabinets | 0467 | 12/85 | 127.6 | 127.6 | 131.4 | 3.0 | 3.0 |
| Upholstered household furniture | 1213 | | 164.6 | 166.3 | 166.2 | 1.5 | -.1 |
| Dual purpose sleep furniture, incl. convertible sofa | 0123 | 06/83 | 127.3 | 127.1 | 127.8 | 1.1 | .6 |
| Upholstered wood household furniture | 0141 | 06/05 | 105.1 | 106.3 | 106.2 | 1.5 | -.1 |

See footnotes at end of table.

Table 6. Producer price indexes and percent changes for commodity groupings and individual items, not seasonally adjusted—Continued

(1982=100 unless otherwise indicated)

| Commodity | Commodity code | Other index base | Index | | | Percent change to May 2007 from: | |
|--|----------------|------------------|------------------------|------------------------|-----------------------|----------------------------------|------------------|
| | | | Jan. 2007 ¹ | Apr. 2007 ¹ | May 2007 ¹ | May 2006 | Apr. 2007 |
| Bedding | 1214 | | 160.8 | 160.1 | 160.3 | -0.7 | 0.1 |
| Other mattresses, including crib and inserts | 0114 | 06/83 | 182.5 | 179.8 | 185.2 | 3.2 | 3.0 |
| Hybrid-type sleep system floatation ensembles | 0122 | 12/95 | 140.5 | 140.5 | 140.7 | -.1 | .1 |
| Mattress and foundation sets | 0134 | 12/03 | 110.3 | 109.5 | 109.1 | -2.6 | -.4 |
| Porch and lawn furniture | 1215 | | 180.1 | 180.1 | 180.1 | 5.3 | 0 |
| Household furniture, n.e.c. | 1216 | 12/85 | 123.5 | 122.8 | 126.1 | 2.5 | 2.7 |
| Commercial furniture | 122 | | 180.4 | 181.8 | 181.8 | 3.1 | 0 |
| Wood office furniture and store fixtures | 1221 | | 191.3 | 194.3 | 194.4 | 4.3 | .1 |
| Seating | 0112 | 06/85 | 170.0 | 171.6 | 171.9 | 3.1 | -.2 |
| Desks and extensions | 0113 | 06/85 | 184.8 | 187.1 | 186.5 | 2.8 | -.3 |
| Storage units, files and tables | 0114 | 06/85 | 186.5 | 191.0 | 190.1 | 5.4 | -.5 |
| Other wood office furniture | 0116 | 06/85 | 165.2 | 165.0 | 170.5 | 5.2 | 3.3 |
| Fixtures for stores, banks, offices, & | 0161 | 12/83 | 191.3 | 194.9 | 194.2 | 4.5 | -.4 |
| Nonwood furniture and store fixtures | 1222 | | 172.4 | 172.2 | 173.2 | 2.5 | .6 |
| Storage units, files, and tables | 02 | | 169.5 | 168.5 | 181.4 | 7.0 | 7.7 |
| Furniture | 03 | | 181.6 | 182.3 | 176.9 | .2 | -3.0 |
| Desks and extensions | 0321 | | 168.4 | 175.9 | 175.9 | 4.5 | 0 |
| Office seating | 0325 | | 185.3 | 187.5 | 174.1 | -3.0 | -7.1 |
| Other nonwood office furniture | 0326 | 06/95 | 115.3 | 115.3 | 115.5 | 2.1 | .2 |
| Partitions and fixtures | 04 | 12/83 | 156.5 | 155.4 | 156.9 | 2.3 | 1.0 |
| Shelving and lockers | 0405 | 12/83 | 165.4 | 165.9 | 165.8 | 1.5 | -.1 |
| Storage racks and accessories | 0407 | 12/83 | 145.6 | 144.7 | 145.1 | .6 | -.3 |
| Fixtures for stores, banks, offices, & | 0409 | 12/83 | 154.7 | 151.3 | 155.4 | 4.0 | 2.7 |
| Other prefabricated partitions & wood furniture fram | 0411 | 06/06 | 101.8 | 102.3 | 102.3 | (²) | 0 |
| Public building furniture | 1223 | 12/84 | 162.4 | 164.8 | 162.3 | 1.8 | -1.5 |
| School furn. exc. stone, concrete, & library furn. | 0101 | 12/84 | 174.8 | 177.9 | 178.3 | 3.4 | .2 |
| Public bldg. & related furn.exc. school & restaurant | 0102 | 12/84 | 163.8 | 165.9 | 162.4 | 1.0 | -2.1 |
| Furniture and fixtures n.e.c. | 1224 | 12/85 | 163.4 | 166.8 | 165.6 | 3.4 | -.7 |
| Other furniture and fixtures, n.e.c. | 0103 | 12/85 | 167.0 | 170.9 | 169.3 | 3.8 | -.9 |
| Floor coverings | 123 | | 155.6 | 153.1 | 156.2 | 2.8 | 2.0 |
| Carpets & rugs | 1231 | | 152.8 | 149.9 | 153.4 | 3.1 | 2.3 |
| Hard surface floor coverings | 1232 | | 174.8 | 175.6 | 174.4 | .3 | -.7 |
| Hard surface floor covering, sheet incl vinyl & rubb | 0172 | 06/06 | 101.2 | 102.0 | 100.8 | (²) | -1.2 |
| Hard surface floor covering, tile incl vinyl & rubbe | 0173 | 06/06 | 99.9 | 99.8 | 99.7 | (²) | -.1 |
| Household appliances | 124 | | 103.7 | 104.4 | 105.0 | 1.1 | .6 |
| Major appliances | 1241 | | 98.1 | 98.7 | 99.5 | .3 | .8 |
| Cooking equipment | 01 | | 97.7 | 99.6 | 99.4 | 2.3 | -.2 |
| Elec and microwave household cooking units & parts | 0105 | 12/02 | 100.7 | 103.7 | 103.5 | 2.5 | -.2 |
| Gas household units & related parts and accessories | 0139 | 12/02 | 101.4 | 103.2 | 103.1 | 4.6 | -.1 |
| Other household equip, exc elec & gas, and outdoor | 0169 | 12/02 | 103.2 | 103.2 | 103.2 | .9 | 0 |
| Laundry equipment | 02 | | 100.4 | 99.0 | 100.7 | -1.6 | 1.7 |
| Refrigeration equipment | 03 | | 87.9 | 89.0 | 89.1 | -2.0 | .1 |
| Household refrigerators, incl. comb. refrig/freezers | 0329 | 12/02 | 97.4 | 98.5 | 98.6 | -2.1 | .1 |
| Food freezers, complete units, household | 0337 | | 104.7 | 107.9 | 107.9 | -.6 | 0 |
| Parts and attachments for household refrig./freezers | 0339 | 12/02 | 93.3 | 93.0 | (²) | (²) | (²) |
| Other major appliances | 04 | | 113.4 | 114.6 | 116.5 | 4.0 | 1.7 |
| Room air conditioners | 0445 | | 121.2 | 121.4 | 127.0 | 7.5 | 4.6 |
| Other household appliances and parts | 0452 | 12/00 | 95.8 | 97.3 | (²) | (²) | (²) |
| Household vacuum cleaners, parts, & atta | 1243 | | 99.3 | 99.5 | 99.8 | 1.8 | .3 |
| Vacuum cleaners | 01 | | 93.2 | 93.3 | 93.6 | 1.7 | .3 |
| Canister, tank, and all other general purpose | 0111 | | 104.4 | 104.4 | 104.4 | 0 | 0 |
| All other vacuum cleaner types & parts & attachments | 0113 | 12/00 | 103.0 | 103.4 | 104.5 | 6.2 | 1.1 |
| Upright | 0121 | | 80.0 | 80.0 | 80.0 | -.1 | 0 |
| Electric housewares and fans | 1244 | | 118.0 | 119.6 | 119.2 | 3.7 | -.3 |
| Small household appliances | 01 | | 115.3 | 115.7 | 116.6 | 3.6 | .8 |
| Electric fans | 02 | 12/82 | 118.2 | 122.2 | 119.2 | 4.3 | -2.5 |
| Parts & attach. - small elect. appliances | 03 | 12/82 | 138.1 | 138.7 | (²) | (²) | (²) |
| Electric lamps | 1245 | | 163.9 | 164.4 | 164.4 | 1.9 | 0 |
| Home electronic equipment | 125 | | 59.5 | 59.3 | 59.3 | -1.2 | 0 |
| Speakers and commercial sound equipment | 1257 | 12/03 | 101.8 | 100.5 | 100.5 | -4.0 | 0 |

See footnotes at end of table.

Table 6. Producer price indexes and percent changes for commodity groupings and individual items, not seasonally adjusted—Continued

(1982=100 unless otherwise indicated)

| Commodity | Commodity code | Other index base | Index | | | Percent change to May 2007 from: | |
|--|----------------|------------------|------------------------|------------------------|-----------------------|----------------------------------|------------------|
| | | | Jan. 2007 ¹ | Apr. 2007 ¹ | May 2007 ¹ | May 2006 | Apr. 2007 |
| Other home electronic equipment | 1258 | 06/04 | 103.3 | 103.3 | 103.3 | -0.2 | 0.0 |
| All other consumer audio & video equip. | 02 | 06/04 | 97.8 | 97.8 | (²) | (²) | (²) |
| Other household durable goods | 126 | | 168.0 | 168.7 | 169.8 | 3.0 | .7 |
| Tableware, kitchenware and other pottery | 1261 | | 207.1 | 209.3 | 209.2 | 1.9 | 0 |
| Tableware and kitchenware | 01 | | 207.1 | 209.2 | 209.2 | 1.9 | 0 |
| Vitreous china, fine earthenware and other pottery | 0103 | 12/03 | 107.7 | 108.8 | 108.8 | 2.0 | 0 |
| Household glassware | 1262 | | 175.9 | 177.7 | 176.6 | 3.3 | -6 |
| Hollowware | 1263 | 06/85 | 197.7 | 200.6 | 200.6 | 13.0 | 0 |
| Household flatware | 1264 | | 180.1 | 188.4 | (²) | (²) | (²) |
| Mirrors | 1265 | | 164.7 | 165.1 | 165.5 | 4.0 | .2 |
| Lawn/garden equipment excl. garden tract | 1266 | | 136.8 | 135.4 | 136.4 | 1.6 | .7 |
| Lawn tractors & riding mowers & equipment | 04 | 12/82 | 132.7 | 129.6 | 131.7 | .4 | 1.6 |
| Parts & attach., consumer lawn & garden eq | 05 | 12/82 | 159.1 | 156.6 | 158.7 | 5.7 | 1.3 |
| Consumer nonriding lawn, garden, & snow eq | 06 | 06/03 | 102.5 | 102.7 | 102.6 | 1.4 | -1 |
| Cutlery, razors and razor blades | 1267 | | 196.2 | 199.8 | 203.7 | 3.9 | 2.0 |
| Razors and razor blades | 0102 | 12/83 | 201.2 | (²) | 211.1 | 4.5 | (²) |
| Cutlery, scissors, shears, trimmers, a | 0141 | 12/83 | 176.6 | 177.1 | 177.0 | 1.3 | -1 |
| Metal household containers | 1268 | | 200.7 | 200.1 | 200.7 | 4.5 | .3 |
| Stamped and spun utensils, aluminum | 0101 | | 185.6 | 185.6 | 185.6 | 2.8 | 0 |
| Stamped and spun utensils except aluminum | 0102 | 06/84 | 191.0 | 191.1 | 191.1 | 8.4 | 0 |
| Household durables, n.e.c. | 1269 | 06/84 | 156.2 | 157.6 | 158.9 | 1.2 | .8 |
| Window shades made from textile fabric & accessories | 0101 | 06/84 | 164.9 | 168.6 | 176.2 | 6.1 | 4.5 |
| Venetian blinds | 0102 | 06/84 | 140.5 | 140.5 | 140.7 | -4 | .1 |
| Curtain/drapery rods & shades/blinds, n.e.c. | 0103 | 06/84 | 152.2 | 152.2 | 152.2 | -3 | 0 |
| Nonmetallic mineral products | 13 | | 185.3 | 186.4 | 186.2 | 3.9 | -1 |
| Glass | 131 | | 123.8 | 124.2 | 124.2 | .9 | 0 |
| Flat glass | 1311 | | 114.3 | 114.6 | 114.7 | .9 | .1 |
| Sheet, plate, and float glass | 05 | | 97.1 | 97.8 | 97.5 | -1.8 | -3 |
| Specialty glass | 07 | | 135.6 | 135.8 | 136.2 | 1.8 | .3 |
| Other finished glassware | 1313 | 06/83 | 139.7 | 140.1 | 140.2 | 1.2 | .1 |
| Pressed and blown glassware | 01 | 06/83 | 142.0 | 142.4 | 142.4 | 1.1 | 0 |
| Lighting and electronic glassware | 0111 | 06/83 | 113.8 | 115.2 | (²) | (²) | (²) |
| Other pressed and blown glassware | 0112 | 06/83 | 182.0 | 182.4 | 182.4 | 1.0 | 0 |
| Machine-made pressed & blown table, kitchen, & art g | 0113 | 12/04 | 103.4 | 103.4 | 103.4 | 0 | 0 |
| All other machine-made pressed and blown glassware, | 0114 | 12/04 | 101.6 | 101.2 | 101.6 | .5 | .4 |
| Handmade pressed and blown glassware, made of purcha | 0115 | 12/04 | 97.2 | (²) | (²) | (²) | (²) |
| Concrete ingredients and related product | 132 | | 215.6 | 218.8 | 220.2 | 8.0 | .6 |
| Construction sand/gravel/crushed stone | 1321 | | 226.3 | 230.4 | 231.5 | 9.0 | .5 |
| Construction sand and gravel (run of pit or bank) | 0113 | 06/06 | 106.9 | 110.9 | 110.5 | (²) | -4 |
| Construction sand (washed, screened, or otherwise tr | 0117 | 06/06 | 104.0 | 107.1 | 107.6 | (²) | .5 |
| Construction gravel (washed, screened, or otherwise | 0119 | 06/06 | 104.5 | 107.2 | 107.0 | (²) | -2 |
| Crushed and broken stone | 0121 | | 220.3 | 223.1 | 224.6 | 9.1 | .7 |
| Cement | 1322 | | 207.5 | 209.2 | 211.6 | 6.4 | 1.1 |
| Concrete products | 133 | | 201.2 | 202.8 | 203.1 | 4.5 | .1 |
| Concrete block and brick | 1331 | | 209.9 | 212.8 | 213.2 | 4.6 | .2 |
| Structural block | 11 | | 215.2 | 217.5 | 217.8 | 3.8 | .1 |
| Decorative block | 21 | | 189.2 | 191.2 | 191.7 | 6.1 | .3 |
| Concrete brick | 31 | | 167.1 | 181.7 | 181.7 | 11.3 | 0 |
| Paving blocks | 41 | | 182.3 | 184.4 | 185.0 | 4.9 | .3 |
| Concrete pipe | 1332 | | 178.8 | 180.8 | 180.8 | 2.8 | 0 |
| Ready-mixed concrete | 1333 | | 206.2 | 207.0 | 206.2 | 4.4 | -4 |
| Precast concrete products | 1334 | | 192.5 | 195.6 | 199.7 | 5.8 | 2.1 |
| Prestressed concrete products | 1335 | | 194.5 | 197.6 | 197.4 | 2.5 | -1 |

See footnotes at end of table.

Table 6. Producer price indexes and percent changes for commodity groupings and individual items, not seasonally adjusted—Continued

(1982=100 unless otherwise indicated)

| Commodity | Commodity code | Other index base | Index | | | Percent change to May 2007 from: | |
|--|----------------|------------------|------------------------|------------------------|-----------------------|----------------------------------|------------------|
| | | | Jan. 2007 ¹ | Apr. 2007 ¹ | May 2007 ¹ | May 2006 | Apr. 2007 |
| Clay construction products ex. refractor | 134 | | 178.3 | 178.5 | 178.6 | 1.2 | 0.1 |
| Brick and structural clay tile | 1342 | 12/84 | 195.4 | 195.4 | 195.1 | 1.4 | -2 |
| Brick, except ceramic, glazed & refractory | 01 | 12/84 | 195.7 | 195.7 | 195.4 | 1.4 | -2 |
| Glazed brick struct., hollow & facing tile | 02 | 12/84 | 178.8 | 178.8 | 178.8 | .7 | 0 |
| Ceramic floor and wall tile | 1344 | | 111.3 | 111.0 | 111.3 | -4 | .3 |
| Structural clay products, n.e.c. | 1345 | | 200.0 | 206.7 | 206.7 | 4.4 | 0 |
| Vitrified clay sewer pipe and fittings | 0101 | | 177.6 | 190.1 | 190.1 | 8.2 | 0 |
| Other structural clay products, n.e.c. | 0199 | 12/85 | 182.1 | 185.8 | 185.8 | 3.2 | 0 |
| Refractories | 135 | | 188.3 | 190.8 | 190.6 | 4.4 | -1 |
| Clay refractories | 1352 | | 211.7 | 213.6 | 213.6 | 5.5 | 0 |
| Refractories, non clay | 1353 | | 169.9 | 172.8 | 172.5 | 3.3 | -2 |
| Asphalt felts and coatings | 136 | | 148.4 | 146.9 | 146.0 | 3.1 | -6 |
| Prep. asphalt & tar roofing & siding pro | 1361 | | 142.1 | 140.4 | 140.3 | 3.9 | -1 |
| Other asphalt roofing | 1362 | | 173.5 | 173.6 | 167.4 | -1.5 | -3.6 |
| Gypsum products | 137 | | 265.3 | 253.7 | 239.4 | -14.1 | -5.6 |
| Gypsum products | 1371 | | | | | | |
| Gypsum building plasters, boards and laths | 0102 | 12/93 | 217.2 | 204.3 | 192.6 | -17.0 | -5.7 |
| Other gypsum products | 0116 | 12/99 | 142.0 | (²) | (²) | (²) | (²) |
| Glass containers | 138 | | 158.4 | 159.8 | 160.3 | 4.3 | .3 |
| Other nonmetallic minerals | 139 | | 183.9 | 185.2 | 184.9 | 5.1 | -2 |
| Insulation materials | 1392 | | 147.5 | 146.6 | 146.1 | -3.7 | -3 |
| Mineral wool for structural insulation | 01 | | 133.0 | 130.7 | 130.5 | -6.7 | -2 |
| Building batt, blankets, and rolls | 0101 | | 143.1 | 138.7 | 139.0 | -10.1 | .2 |
| Loose fiber and granulated fiber | 0102 | | 114.3 | 113.4 | 112.1 | -3 | -1.1 |
| Acoustical mineral wool | 0103 | | 108.0 | (²) | (²) | (²) | (²) |
| Other mineral wool for thermal insulation | 0104 | | 154.0 | (²) | 155.7 | 1.6 | (²) |
| Min. wool for indus. & equip. insulation | 02 | | 154.3 | 156.2 | 155.6 | 3.9 | -4 |
| Paving mixtures and blocks | 1394 | | 215.5 | 219.1 | 218.7 | 11.2 | -2 |
| Cut stone and stone products | 1395 | 12/84 | 147.6 | 148.8 | 148.3 | .5 | -3 |
| Dressed dimension and cut granite | 0111 | 12/84 | 141.0 | 141.3 | 141.5 | -6 | .1 |
| Dressed dimension and cut limestone | 0121 | 12/84 | 162.2 | 167.7 | 164.9 | 7.9 | -1.7 |
| Dressed dimension marble and other stone | 0151 | 12/04 | 100.8 | 100.8 | 100.8 | -2.7 | 0 |
| Gaskets, packing, and sealing devices | 1398 | 12/85 | 161.5 | 162.2 | 162.3 | 4.6 | .1 |
| Gaskets and gasketing material | 01 | 12/85 | 180.4 | 180.4 | 180.5 | 4.9 | .1 |
| Nonmetallic gaskets and gasketing | 0111 | 12/90 | 141.6 | 141.6 | 141.8 | 2.2 | .1 |
| Metallic gaskets and machined seals | 0112 | 12/90 | 166.9 | 166.9 | 166.9 | 8.9 | 0 |
| Packing and sealing | 02 | 12/85 | 147.4 | 148.9 | 148.8 | 4.3 | -1 |
| Compression packings | 0211 | 12/90 | 154.9 | 156.6 | 155.4 | 1.2 | -8 |
| Molded packing and sealing devices | 0212 | 12/90 | 133.5 | 135.6 | 135.0 | 3.0 | -4 |
| Axial mechanical face seals | 0213 | 12/90 | 145.3 | 149.8 | 149.8 | 7.2 | 0 |
| Rotary oil seals | 0214 | 12/90 | 119.1 | 119.1 | 119.1 | 6.3 | 0 |
| Nonmetallic minerals and products, n.e.c. | 1399 | 06/82 | 174.3 | 174.9 | 175.1 | 5.0 | .1 |
| Industrial sand | 01 | 06/82 | 189.4 | 189.8 | 189.8 | 3.9 | 0 |
| Glass sand | 0101 | 06/82 | 190.4 | 190.9 | 190.9 | 1.9 | 0 |
| Foundry sand | 0111 | 06/82 | 224.7 | 224.8 | 224.8 | 5.2 | 0 |
| Other industrial sand | 0121 | 06/82 | 172.1 | 172.4 | 172.4 | 6.1 | 0 |
| Other nonmetallic minerals, n.e.c. | 02 | 06/84 | 169.0 | 170.0 | 170.1 | 4.6 | .1 |
| Minerals and earths ground or treated | 0209 | 06/85 | 164.2 | 166.6 | 165.9 | 5.2 | -4 |
| Dimension stone | 0211 | 06/85 | 181.5 | 183.5 | 183.0 | .9 | -3 |
| Clay and related materials, n.e.c. | 0214 | 06/90 | 135.7 | 135.7 | 136.7 | 3.5 | .7 |
| Miscellaneous nonmetallic minerals, n.e.c. | 0299 | 06/85 | 179.1 | 176.5 | 178.4 | 5.4 | 1.1 |
| Nonmetallic mineral products, n.e.c. | 03 | 12/85 | 158.6 | 158.0 | 158.8 | 9.7 | .5 |
| Transportation equipment | 14 | | 155.0 | 154.4 | 154.5 | 1.1 | .1 |
| Motor vehicles and equipment | 141 | | 132.7 | 131.9 | 131.9 | .4 | 0 |
| Motor vehicles | 1411 | | 135.0 | 133.2 | 132.9 | -8 | -2 |
| Passenger cars | 01 | | 129.0 | 125.6 | 125.3 | -2.6 | -2 |

See footnotes at end of table.

Table 6. Producer price indexes and percent changes for commodity groupings and individual items, not seasonally adjusted—Continued

(1982=100 unless otherwise indicated)

| Commodity | Commodity code | Other index base | Index | | | Percent change to May 2007 from: | |
|--|----------------|------------------|------------------------|------------------------|-----------------------|----------------------------------|------------------|
| | | | Jan. 2007 ¹ | Apr. 2007 ¹ | May 2007 ¹ | May 2006 | Apr. 2007 |
| Motor vehicles—Continued | 1411 | | | | | | |
| Motorcycles | 04 | | 175.8 | 175.8 | 175.8 | -0.6 | 0.0 |
| Trucks, 14,000 lbs. and under | 05 | | 146.6 | 145.0 | 144.6 | -4 | -3 |
| Trucks, over 14,000 lbs. GVW | 06 | | 173.6 | 180.2 | 180.2 | 6.8 | 0 |
| Heavy duty trucks | 0684 | 12/05 | 104.8 | 108.8 | 108.8 | 6.8 | 0 |
| Motor vehicle parts | 1412 | | | | | | |
| Motor vehicles parts | 05 | 12/03 | 105.2 | 105.5 | 105.8 | 1.8 | .3 |
| Gasoline engine and engine parts | 0501 | 12/03 | 113.0 | 112.7 | 113.0 | 1.4 | .3 |
| Motor vehicle steering and suspension parts | 0502 | 12/03 | 105.5 | 101.0 | 101.0 | -3.7 | 0 |
| Motor vehicle transmission and power train | 0503 | 12/03 | 104.0 | 103.9 | 105.2 | 4.6 | 1.3 |
| Motor vehicle brake systems | 0504 | 12/03 | 101.2 | 101.7 | 101.8 | .4 | .1 |
| Filters | 0505 | 12/03 | 106.2 | 106.2 | 106.2 | -4 | 0 |
| Exhaust systems | 0506 | 12/03 | 110.2 | 115.8 | 115.8 | 10.5 | 0 |
| Other motor vehicle parts | 0508 | 12/03 | 98.0 | 99.4 | 99.3 | .2 | -1 |
| Motorcycle parts | 0509 | 12/03 | 102.2 | 102.2 | 102.2 | .2 | 0 |
| Vehicle seating and interior trim | 0511 | 06/04 | 100.7 | 101.2 | 101.2 | 0 | 0 |
| Truck and bus bodies | 1413 | 12/82 | 204.8 | 204.7 | 205.3 | 2.7 | .3 |
| Truck and bus bodies sold separately | 01 | 12/82 | 208.1 | 207.8 | 208.8 | 2.7 | .5 |
| Completed vehicles on purchased chassis | 02 | 12/82 | 200.4 | 200.7 | 200.7 | 3.3 | 0 |
| Truck trailers | 1414 | | 167.7 | 168.2 | 167.9 | 2.8 | -2 |
| Motor homes built on purchased chassis | 1415 | 06/84 | 168.3 | 173.3 | 173.2 | 3.5 | -1 |
| Travel trailers and campers | 1416 | 06/84 | 158.5 | 158.9 | 159.0 | 4.2 | .1 |
| Travel trailers | 01 | 06/84 | 153.7 | 153.7 | 154.1 | 3.5 | .3 |
| Campers, pickup covers and parts | 02 | 06/84 | 170.7 | 172.4 | 171.8 | 5.9 | -3 |
| Aircraft and aircraft equipment | 142 | | 219.0 | 219.0 | 219.2 | 2.3 | .1 |
| Aircraft | 1421 | | 240.4 | 239.8 | 240.0 | 2.5 | .1 |
| Civilian aircraft | 02 | 12/85 | 217.6 | 217.1 | 217.2 | 2.5 | 0 |
| Aircraft engines and engine parts | 1423 | 12/85 | 176.6 | 177.9 | 178.1 | 3.2 | .1 |
| Aircraft parts and auxiliary equipment, | 1425 | 06/85 | 157.7 | 157.9 | 157.9 | 1.0 | 0 |
| Ships and boats | 143 | | 208.6 | 209.9 | 209.8 | 4.6 | 0 |
| Ships | 1431 | 12/85 | 189.6 | 191.0 | 191.0 | 5.5 | 0 |
| Self propelled ships, new, U.S. military | 02 | 06/96 | 133.0 | 134.5 | 134.3 | 5.7 | -1 |
| Self propelled ships, new, nonmilitary | 03 | 06/96 | 144.9 | 145.5 | 145.3 | 5.7 | -1 |
| Nonpropelled ships, U.S. military & nonmil | 04 | 06/96 | 147.1 | 147.4 | 147.3 | 3.9 | -1 |
| Boats | 1432 | | 203.0 | 204.1 | 203.9 | 3.1 | -1 |
| Outboard motorboats | 01 | | 211.7 | 212.2 | 212.1 | 3.3 | 0 |
| Inboard motorboats, incl. i.-o. houseboats | 02 | | 209.1 | 210.3 | 210.2 | 2.8 | 0 |
| Inboard-outdrive boats, except houseboats | 03 | | 193.4 | 194.5 | 194.3 | 3.7 | -1 |
| All other boats | 04 | | 184.6 | 188.7 | 186.7 | .9 | -1.1 |
| Railroad equipment | 144 | | 173.9 | 177.3 | 177.0 | 4.4 | -2 |
| Locomotives and parts | 1441 | | 152.2 | 158.7 | 158.3 | 2.5 | -3 |
| Railroad cars and car parts | 1442 | | 189.4 | 190.5 | 190.4 | 5.8 | -1 |
| Railroad car parts and accessories | 03 | | 151.2 | 156.0 | 155.6 | 4.6 | -3 |
| Air brake and other brake equipment | 0303 | 12/03 | 118.3 | 120.3 | 121.3 | 4.9 | .8 |
| All other railroad and streetcar parts and accessori | 0304 | 12/03 | 108.4 | 112.1 | 111.6 | 4.6 | -4 |
| Railroad cars | 04 | 12/01 | 148.6 | 148.5 | 148.5 | 6.1 | 0 |
| Transportation equipment, n.e.c. | 149 | 06/85 | 150.8 | 151.5 | 151.7 | 3.3 | .1 |
| Transportation equipment, n.e.c. | 1491 | | | | | | |
| Self-propell. golf carts & in-plant carriers & parts | 1101 | 06/85 | 160.8 | 161.0 | 161.0 | 2.7 | 0 |
| Automobile and light truck trailers | 1104 | 12/92 | 140.4 | 142.0 | 142.0 | 6.4 | 0 |
| Other transportation equipment, n.e.c. | 1105 | 06/85 | 139.9 | 140.5 | 140.5 | 2.0 | 0 |
| Miscellaneous products | 15 | | 207.7 | 208.7 | 208.9 | 1.3 | .1 |
| Toys, sporting goods, small arms, etc. | 151 | | 140.0 | 140.2 | 139.8 | 2.4 | -3 |
| Toys, games, and children's vehicles | 1511 | | 129.7 | 130.8 | 131.0 | 1.9 | .2 |
| Games, excl. toys and hobbies | 0152 | 06/85 | 131.2 | 131.4 | 132.1 | .2 | .5 |
| Baby carriages, children's vehicles, excl. bicycles | 0153 | 06/85 | 104.2 | 104.2 | (²) | (²) | (²) |
| Toys, excl. games and hobbies | 0154 | 06/85 | 117.4 | 118.9 | 118.9 | 3.7 | 0 |

See footnotes at end of table.

Table 6. Producer price indexes and percent changes for commodity groupings and individual items, not seasonally adjusted—Continued

(1982=100 unless otherwise indicated)

| Commodity | Commodity code | Other index base | Index | | | Percent change to May 2007 from: | |
|--|----------------|------------------|------------------------|------------------------|-----------------------|----------------------------------|------------------|
| | | | Jan. 2007 ¹ | Apr. 2007 ¹ | May 2007 ¹ | May 2006 | Apr. 2007 |
| Toys, games, and children's vehicles—Continued | 1511 | | | | | | |
| Hobbies, models: crafts and structural kits | 0155 | 06/85 | 149.8 | 149.8 | 149.8 | 0.3 | 0.0 |
| Dolls and stuffed toy animals | 0156 | 12/85 | 130.5 | 137.2 | 137.2 | 5.0 | 0 |
| Sporting and athletic goods | 1512 | | 129.4 | 129.2 | 128.4 | 1.8 | -6 |
| Fishing tackle and equipment | 0103 | 12/85 | 167.8 | 170.4 | 169.7 | 6.9 | -4 |
| Golf equipment | 0127 | 12/85 | 136.0 | 130.5 | 132.4 | 5.1 | 1.5 |
| Bicycles, adult tricycles, unicycles and parts | 0182 | 12/84 | 113.2 | 113.2 | 113.5 | -1.0 | .3 |
| Playground equipment | 0185 | 12/98 | 122.7 | 129.5 | 128.9 | 6.8 | -5 |
| Gymnasium and exercise equipment | 0192 | 12/98 | 108.9 | 109.0 | 106.3 | -1.2 | -2.5 |
| Other sporting and athletic goods | 0193 | 12/85 | 123.4 | 123.1 | 123.1 | .8 | 0 |
| Small arms and ammunition | 1513 | | 210.6 | 210.9 | 211.5 | 5.9 | .3 |
| Small arms | 01 | | 221.8 | 222.1 | 222.1 | 3.4 | 0 |
| Small arms ammunition | 02 | | 184.5 | 186.0 | 186.0 | 9.9 | 0 |
| Components for small arms ammunition | 03 | 06/85 | 172.3 | 172.1 | 173.5 | 9.4 | .8 |
| Ammunition components | 0301 | 06/85 | 184.6 | 185.8 | 186.7 | 11.8 | .5 |
| All other small arms ammunition products | 0308 | 06/02 | 118.4 | 117.7 | 119.0 | 8.0 | 1.1 |
| Tobacco products, incl. stemmed & redrie | 152 | | 468.1 | 487.3 | 487.5 | 6.2 | 0 |
| Cigarettes | 1521 | | 559.5 | 585.0 | 585.0 | 6.4 | 0 |
| Stemmed and redried tobacco | 1524 | 06/84 | 99.3 | 102.0 | 102.0 | 8.3 | 0 |
| Stemmed and redried tobacco | 02 | 06/84 | 98.0 | 100.6 | 100.6 | 8.2 | 0 |
| Other tobacco products | 1525 | 12/05 | 103.2 | 103.8 | 104.2 | 2.8 | .4 |
| Other tobacco products | 01 | 12/05 | 103.2 | 103.8 | 104.2 | 2.8 | .4 |
| Other tobacco products | 0101 | 12/05 | 103.2 | 103.8 | 104.2 | 2.8 | .4 |
| Notions | 153 | | 147.6 | 147.6 | 148.4 | 4.1 | .5 |
| Buttons, button blanks, and parts | 1531 | | 143.9 | 144.3 | 144.3 | 2.4 | 0 |
| Needles, pins, and fasteners | 1532 | | 150.1 | 149.9 | 151.1 | 4.9 | .8 |
| Zippers and slide fasteners | 0102 | 12/85 | 173.2 | 173.2 | (²) | (²) | (²) |
| Needles, pins, non-slide fasteners & similar notions | 0103 | 12/85 | 128.2 | 127.9 | 129.7 | 3.8 | 1.4 |
| Photographic equipment and supplies | 154 | | 107.8 | 109.3 | 109.0 | 2.5 | -3 |
| Photographic equipment | 1541 | | 74.4 | 78.7 | 78.7 | 8.4 | 0 |
| Photographic supplies | 1542 | | 122.6 | 122.9 | 122.6 | .8 | -2 |
| Mobile homes | 155 | | 209.7 | 211.0 | 211.4 | 1.0 | .2 |
| Mobile homes, residential, single wide | 1552 | | 208.2 | 208.5 | 209.7 | -1.1 | .6 |
| Mobile homes, residential, double wide | 1553 | | 216.8 | 217.5 | 218.4 | 3.0 | .4 |
| Medical, surgical & personal aid devices | 156 | | 162.4 | 162.7 | 162.4 | .3 | -2 |
| Personal aid equipment | 1561 | | 174.0 | 174.8 | 174.8 | .3 | 0 |
| Surgical & medical instruments and equip | 1562 | 06/82 | 134.8 | 134.6 | 134.4 | -2 | -1 |
| Surgical & medical instruments and equipment | 0103 | 06/05 | 99.8 | 99.7 | 99.5 | -3 | -2 |
| Surgical appliances and supplies | 1563 | 06/83 | 189.4 | 189.8 | 189.7 | .5 | -1 |
| Ophthalmic goods | 1564 | 12/83 | 129.5 | 129.2 | 129.2 | 3.7 | 0 |
| Plastic ophthalmic focus lenses | 0103 | 12/83 | 110.2 | 108.5 | 108.7 | -1.1 | .2 |
| Contact lenses | 0104 | 12/83 | 105.7 | 105.7 | 105.7 | 1.1 | 0 |
| Other ophthalmic goods | 0105 | 12/83 | 114.7 | 114.7 | (²) | (²) | (²) |
| Dental equipment and supplies | 1565 | 06/85 | 207.8 | 211.8 | 209.5 | -5 | -1.1 |
| Dental equipment and supplies | 0107 | 12/05 | 106.2 | 108.3 | 107.1 | -6 | -1.1 |
| Industrial safety equipment | 157 | | 221.2 | 222.1 | 222.3 | .8 | .1 |
| Mining services | 158 | 06/85 | 234.8 | 228.2 | 226.2 | -5.0 | -9 |
| Mining services | 1581 | | | | | | |
| Metal mining services | 01 | 12/85 | 138.9 | 138.9 | 138.9 | 2.8 | 0 |
| Support activities for coal mining | 03 | 06/85 | 164.3 | 166.0 | 167.6 | 1.1 | 1.0 |
| Drilling oil and gas wells services | 04 | 12/85 | 371.8 | 351.3 | 344.6 | -13.9 | -1.9 |
| Support activities for oil & gas operation | 06 | 12/85 | 198.2 | 198.6 | 199.1 | 5.9 | .3 |
| Nonmetallic minerals mining services | 07 | 06/85 | 133.8 | 133.6 | 133.7 | .8 | .1 |

See footnotes at end of table.

Table 6. Producer price indexes and percent changes for commodity groupings and individual items, not seasonally adjusted—Continued

(1982=100 unless otherwise indicated)

| Commodity | Commodity code | Other index base | Index | | | Percent change to May 2007 from: | |
|--|----------------|------------------|------------------------|------------------------|-----------------------|----------------------------------|------------------|
| | | | Jan. 2007 ¹ | Apr. 2007 ¹ | May 2007 ¹ | May 2006 | Apr. 2007 |
| Other miscellaneous products | 159 | | 152.9 | 153.6 | 155.7 | 2.8 | 1.4 |
| Miscellaneous products, n.e.c. | 159A | 12/85 | 152.6 | 153.0 | 156.1 | 4.3 | 2.0 |
| Candles | 01 | 12/85 | 153.3 | 149.1 | 153.3 | 3.8 | 2.8 |
| Feathers, plumes & artificial trees/flower | 03 | 12/85 | 151.6 | 151.6 | 151.6 | -2.2 | 0 |
| Signs and advertising displays | 04 | 12/85 | 153.0 | 154.6 | 155.1 | 3.7 | .3 |
| Electric signs | 0401 | 12/85 | 157.1 | 157.0 | 157.9 | 4.6 | .6 |
| Non-electric signs | 0402 | 12/85 | 161.7 | 166.3 | 166.1 | 4.0 | -1 |
| Advertising specialties | 0403 | 12/85 | 132.2 | (²) | (²) | (²) | (²) |
| Other miscellaneous products, n.e.c. | 09 | 12/85 | 154.6 | 155.2 | 159.8 | 4.0 | 3.0 |
| Other miscellaneous products, n.e.c. | 0901 | 12/85 | 145.4 | 147.7 | 149.9 | 4.2 | 1.5 |
| Other recyclable materials | 0902 | 12/86 | 186.8 | 184.1 | 194.0 | 3.0 | 5.4 |
| Prerecorded cd/tape/record producing | 159C | 12/03 | 94.3 | 93.6 | 94.1 | -.3 | .5 |
| Prerecorded cd/tape/record producing | 01 | 12/03 | 94.3 | 93.6 | 94.1 | -.3 | .5 |
| Reproduction of audio disks and video media | 0101 | 12/03 | 95.1 | 94.4 | 94.9 | -6 | .5 |
| All other reproduction of audio recording media (inc | 0106 | 12/03 | 92.5 | 92.5 | 92.5 | .5 | 0 |
| Caskets | 1591 | | 242.5 | 242.3 | 242.6 | 4.6 | .1 |
| Musical instruments | 1593 | | 197.1 | 197.8 | 198.1 | 2.3 | .2 |
| Pianos | 0114 | 06/85 | 221.4 | 221.4 | 221.4 | 3.4 | 0 |
| Piano and organ parts | 0116 | 06/85 | 197.8 | 197.8 | 201.7 | 4.1 | 2.0 |
| Other musical instruments and parts | 0117 | 06/85 | 193.2 | 194.0 | 193.9 | 2.2 | -1 |
| Jewelry and jewelry products | 1594 | | 144.2 | 146.0 | 148.3 | .5 | 1.6 |
| Jewelry, platinum and karat gold | 02 | | 147.8 | 151.1 | 153.3 | .7 | 1.5 |
| Other precious metal jewelry | 03 | | 111.9 | 112.4 | 114.0 | -1 | 1.4 |
| Costume jewelry and novelties | 04 | | 156.6 | 156.6 | 156.6 | 1.8 | 0 |
| Jewelers' findings and materials | 05 | | 169.9 | 179.4 | 177.7 | -2.3 | -9 |
| Pens, pencils, and marking devices | 1595 | | 163.6 | 164.0 | 165.3 | 3.5 | .8 |
| Pens, markers, mechanical pencils, and par | 02 | 12/85 | 171.0 | 171.7 | 171.3 | 4.3 | -2 |
| Ball point pens, including roller pens | 0201 | | 168.9 | 169.2 | 169.1 | 3.1 | -1 |
| Markers, fine point and broad tipped | 0208 | 06/93 | 131.4 | 131.8 | 131.4 | 3.0 | -3 |
| Other pens, mechanical pencils, and parts | 0209 | 06/93 | 182.5 | 183.7 | 183.7 | 12.3 | 0 |
| Lead pencils and art goods | 03 | 12/85 | 142.5 | 143.3 | 145.9 | 3.1 | 1.8 |
| Artists' equipment and supplies | 0303 | 12/85 | 166.1 | 166.2 | 169.6 | 4.5 | 2.0 |
| Marking devices | 04 | 12/85 | 145.0 | 145.6 | 145.9 | 1.7 | .2 |
| Marking devices | 0406 | 12/05 | 101.7 | 102.1 | 102.3 | 1.8 | .2 |
| Watches, clocks, watchcases, & parts | 1596 | | 131.3 | 132.6 | 132.1 | .9 | -4 |
| Brooms and brushes | 1597 | | 166.3 | 165.9 | 166.2 | .1 | .2 |
| Brooms | 0501 | 12/85 | 171.2 | 173.4 | 173.4 | 3.2 | 0 |
| Paint and varnish brushes and rollers | 0502 | 12/85 | 150.6 | 147.6 | 148.4 | -1.1 | .5 |
| Other brushes, excl. paint and varnish brushes | 0503 | 12/85 | 160.5 | 160.5 | 160.5 | -1.5 | 0 |
| Fire extinguishers | 1599 | | 190.2 | (²) | 195.9 | 5.9 | (²) |

¹ The indexes for January 2007 have been recalculated to incorporate late reports and corrections by respondents. All indexes are subject to revision 4 months after original publication.

² Not available.

³ Prices for all items in this grouping are lagged 1 month.

⁴ Prices for some items in this grouping are lagged 1 month.

n.e.c. = Not elsewhere classified.

NOTE: Titles of some commodities are not shown in this table because they fail to meet our publication criteria.

Table 7. Producer price indexes by durability of product, not seasonally adjusted

(1982=100)

| Grouping | 2006 | | 2007 | | |
|--|----------------|-------|----------------------|--------------------|------------------|
| | Annual average | May | January ¹ | April ¹ | May ¹ |
| Total durable goods..... | 151.0 | 151.4 | 153.4 | 155.4 | 155.5 |
| Total nondurable goods..... | 174.4 | 175.9 | 171.4 | 182.2 | 185.9 |
| Total manufactures..... | 161.4 | 162.8 | 161.2 | 167.0 | 168.9 |
| Durable..... | 148.1 | 148.0 | 150.5 | 151.6 | 151.7 |
| Nondurable..... | 175.0 | 178.0 | 172.1 | 182.6 | 186.2 |
| Total raw or slightly processed goods..... | 174.6 | 174.4 | 171.8 | 184.3 | 187.9 |
| Durable..... | 278.8 | 304.0 | 285.7 | 323.0 | 321.9 |
| Nondurable..... | 169.6 | 168.1 | 166.2 | 177.4 | 181.3 |

¹ The indexes for January 2007 have been recalculated to incorporate late reports and corrections by respondents. All indexes are subject to revision 4 months after original publication.

Table 8. Producer price indexes for special commodity groupings, not seasonally adjusted¹

(1982=100 unless otherwise indicated)

| Commodity grouping | 2006 | | 2007 | | |
|---|----------------|-------|----------------------|--------------------|------------------|
| | Annual average | May | January ² | April ² | May ² |
| All commodities except farm products..... | 167.6 | 169.0 | 166.3 | 173.0 | 175.3 |
| All foods..... | 154.8 | 152.0 | 159.2 | 166.6 | 166.8 |
| Processed foods..... | 156.3 | 154.7 | 160.3 | 165.6 | 168.6 |
| Industrial commodities less fuels and related products and power..... | 166.1 | 166.4 | 168.2 | 170.2 | 170.7 |
| Selected textile mill products..... | 129.9 | 129.4 | 130.9 | 130.1 | 131.1 |
| Hosiery..... | 148.2 | 148.1 | 148.0 | 148.1 | 148.8 |
| Underwear and nightwear..... | 133.3 | 133.2 | 134.7 | 134.6 | 134.7 |
| Chemicals and allied products, including synthetic rubber and synthetic fibers and yarns..... | 201.4 | 201.3 | 201.4 | 205.7 | 208.2 |
| Pharmaceutical preparations..... | 372.8 | 375.3 | 380.4 | 383.4 | 384.8 |
| Lumber and plywood..... | 185.3 | 195.5 | 175.2 | 176.1 | 175.7 |
| Steel mill products, including fabricated wire products..... | 173.8 | 167.7 | 175.5 | 191.7 | 189.4 |
| Finished steel mill products, excluding fabricated wire products..... | 170.2 | 163.3 | 172.1 | 188.3 | 185.6 |
| Finished steel mill products, including fabricated wire products..... | 170.3 | 163.9 | 172.2 | 186.9 | 184.6 |
| Special metals and metal products..... | 159.1 | 160.7 | 162.2 | 166.9 | 167.3 |
| Fabricated metal products..... | 159.7 | 158.6 | 162.9 | 164.3 | 165.1 |
| Copper and copper products..... | 401.9 | 460.8 | 387.7 | 452.1 | 471.8 |
| Machinery and motive products..... | 137.6 | 137.5 | 139.5 | 139.0 | 138.9 |
| Machinery and equipment, except electrical..... | 137.8 | 137.1 | 140.0 | 140.8 | 141.0 |
| Agricultural machinery, including tractors..... | 186.0 | 186.0 | 189.3 | 190.2 | 190.7 |
| Metalworking machinery..... | 167.7 | 167.3 | 168.6 | 169.5 | 169.2 |
| Total tractors..... | 171.4 | 169.3 | 178.1 | 172.0 | 178.2 |
| Construction materials..... | 180.2 | 179.9 | 181.1 | 183.8 | 184.1 |
| Agricultural machinery and equipment, less parts..... | 183.4 | 183.4 | 186.6 | 187.5 | 188.0 |
| Farm and garden tractors, less parts..... | 169.3 | 164.2 | 181.2 | 165.9 | 181.2 |
| Agricultural machinery excluding tractors, less parts..... | 190.1 | 190.1 | 194.5 | 195.7 | 196.3 |

¹ These indexes are calculated by combining the indexes listed below by commodity code after each special commodity grouping. The weights are those used for the comprehensive All Commodities Index.

² The indexes for January 2007 have been recalculated to incorporate late reports and corrections by respondents. All indexes are subject to revision 4 months after original publication.

NOTE: Table 8 commodity groupings include the following items:

All commodities except farm products: 02 through 15
 All foods: 011, 017, and 02 less 0261, 0262, and 029
 Processed foods: 02 less 0261, 0262, and 029
 Industrial commodities less fuels and related products and power: 03, 04, and 06 through 15
 Selected textile mill products: 0327, 03370104, 034, 03810811, 03810821, 03810822, 03820312, 03830324, 03830325, and 1231
 Hosiery: 03810821, 03810822, 03810823, 03810824, 03810825, 03810826
 Underwear and nightwear: 03810641, 03810642, 03810643, 03810645, 03810651, 03810761, 03810811, 03810812
 Chemicals and allied products, including synthetic rubber and synthetic fibers: 031, 06 less 064, and 071102
 Pharmaceutical preparations: 0634 and 0638
 Lumber and plywood: 081 and 083
 Steel mill products, including fabricated wire products: 1017 and 1088
 Finished steel mill products, excluding fabricated wire products: 1017 less 101702
 Finished steel mill products, including fabricated wire products: 1017 and 1088 less 101702
 Special metals and metal products: 10, 111, and 141
 Fabricated metal products: 103 through 108

Copper and copper products: 10210201, 10220131, 102301, 102403, 102502, 10260314, 10280301, and 10280302
 Machinery and motive products: 11 and 14
 Machinery and equipment except electrical: 111, 112, 113, 114, 115, 116, 118, and 119
 Agricultural machinery, including tractors: 1114 less 111409
 Metalworking machinery: 113A, 1132, 113304, 1137, and 1138
 Total tractors: 111403 and 112A less 112A03
 Agricultural machinery and equipment, less parts (old commodity code 111): 111 less 111409
 Farm and garden tractors, less parts (old commodity code 1111): 111403
 Agricultural machinery excluding tractors, less parts (old commodity code 1112): 1114 less 111403
 Construction materials: 062101, 0721, 081105, 081106, 081107, 081203, 081204, 082, 0831, 0835, 086, 092, 101502, 101703, 101704, 10250163, 104101, 105, 106, 1071, 10730131, 10730132, 10730133, 10730135, 10730136, 107404, 10740501, 107409, 10830225, 1142, 1147, 11490205, 11710143, 11710144, 11710147, 11710216, 11710217, 123101, 1232, 131105, 1321, 1322, 133, 134, 1361, 1362, 137, 1392, 1394, and 139501

Table 9. Producer price indexes for material and supply inputs to construction industries, not seasonally adjusted¹

(June 1986=100)

| Grouping | Relative Importance December 2006 | Unadjusted index ² | | | Percent change to May 2007 from: | |
|--|---|-------------------------------|-----------|----------|-------------------------------------|-----------|
| | | Jan. 2007 | Apr. 2007 | May 2007 | May 2006 | Apr. 2007 |
| Inputs to construction industries..... | 100.000 | 175.8 | 180.9 | 182.4 | 3.3 | 0.8 |
| New construction..... | 85.040 | 175.8 | 180.6 | 182.0 | 3.3 | .8 |
| Single-unit residential..... | 33.654 | 174.5 | 176.9 | 177.4 | 2.3 | .3 |
| Multi-unit residential..... | 3.838 | 175.6 | 179.4 | 180.2 | 3.2 | .4 |
| Non-residential buildings..... | 28.348 | 169.7 | 174.6 | 176.0 | 3.2 | .8 |
| Highway and street construction..... | 7.719 | 183.1 | 194.6 | 198.3 | 5.5 | 1.9 |
| Other heavy construction..... | 11.440 | 182.6 | 190.2 | 193.0 | 4.9 | 1.5 |
| Maintenance and repair construction..... | 14.960 | 177.2 | 183.9 | 185.8 | 3.6 | 1.0 |
| Residential..... | 2.896 | 173.2 | 178.6 | 180.2 | 3.0 | .9 |
| Non-residential..... | 12.064 | 178.2 | 185.2 | 187.3 | 3.8 | 1.1 |

¹ Indexes in this table are derived from the primary product indexes in table 5 that are weighted using 1997 input/output relationships, updated with 2002 value of shipment weights. These indexes only include inputs to construction which are produced by the mining and manufacturing sectors of the economy excluding capital equipment. Since they do not include labor or capital costs, these

indexes should not be regarded as comprehensive measures of construction costs. See note on page 190 of the July 1986 issue of *Producer Price Indexes*.

² The indexes for January 2007 have been recalculated to incorporate late reports and corrections by respondents. All data are subject to revision 4 months after original publication.

Technical Note

Brief Explanation of Producer Price Indexes

The Producer Price Index (PPI) of the Bureau of Labor Statistics (BLS) is a family of indexes that measure the average change over time in the prices received by domestic producers of goods and services. PPIs measure price change from the perspective of the seller. This contrasts with other measures, such as the Consumer Price Index (CPI). CPIs measure price change from the purchaser's perspective. Sellers' and purchasers' prices can differ due to government subsidies, sales and excise taxes, and distribution costs.

More than 8,000 PPIs for individual products and groups of products are released each month. PPIs are available for the products of virtually every industry in the mining and manufacturing sectors of the U.S. economy. New PPIs are gradually being introduced for the products of industries in the construction, trade, finance, and services sectors of the economy.

More than 100,000 price quotations per month are organized into three sets of PPIs: (1) Stage-of-processing indexes, (2) commodity indexes, and (3) indexes for the net output of industries and their products. The stage-of-processing structure organizes products by class of buyer and degree of fabrication. The commodity structure organizes products by similarity of end use or material composition. The entire output of various industries is sampled to derive price indexes for the net output of industries and their products.

Stage-of-Processing Indexes

Within the stage-of-processing system, finished goods are commodities that will not undergo further processing and are ready for sale to the final-demand user, either an individual consumer or business firm. Consumer foods include unprocessed foods such as eggs and fresh vegetables, as well as processed foods such as bakery products and meats. Other finished consumer goods include durable goods such as automobiles, household furniture, and appliances, as well as nondurable goods such as apparel and home heating oil. Capital equipment includes durable goods such as heavy motor trucks, tractors, and machine tools.

The stage-of-processing category for intermediate materials, supplies, and components consists partly of commodities that have been processed but require further processing. Examples of such semifinished goods include flour, cotton yarn, steel mill products, and lumber. The intermediate goods category also encompasses nondurable, physically complete items purchased by business firms as inputs for their operations. Examples include diesel fuel, belts and belting, paper boxes, and fertilizers.

Crude materials for further processing are products entering the market for the first time that have not been manufactured or fabricated and that are not sold directly to consumers. Crude foodstuffs and feedstuffs include items such as grains and livestock. Examples of crude nonfood materials include raw cotton, crude petroleum, coal, hides and skins, and iron and steel scrap.

Commodity Indexes

The commodity classification structure of the PPI organizes products by similarity of end use or material composition, disregarding industry of origin. Fifteen major commodity groupings (two-digit commodity codes) make up the All Commodities Index. Each major commodity grouping includes (in descending order of aggregation) subgroups (three-digit codes), product classes (four-digit codes), subproduct classes (six-digit codes), and individual items (eight-digit codes). Nearly all eight-digit commodities under the traditional commodity coding system are now derived from corresponding industry-classified product indexes. In such instances, movements in the traditional commodity price indexes and corresponding percent changes will be virtually identical to their industry-based counterparts, even if their index levels differ.

Industry Net-Output Price Indexes

PPIs for the net output of industries and their products are grouped according to the North American Industry Classification System (NAICS). Prior to the release of January 2004, industry-based PPIs were published according to the Standard Industrial Classification (SIC) system. Industry price indexes are compatible with other economic time series organized by industry, such as data on employment, wages, and productivity. Table 5 of the *PPI Detailed Report* includes data for NAICS industries and industry groups (3-, 4-, 5-, and 6-digit codes); Census product classes (7- and 8-digit codes), products (9-digit codes), and more detailed subproducts (11-digit codes); and, for some industries, indexes for other sources of revenue.

Indexes may represent one of three kinds of product categories. Every industry has primary product indexes to show changes in prices received by establishments classified in the industry for products made primarily, but not necessarily exclusively, by that industry. The industry classification of an establishment is determined by which products make up a plurality of its total shipment value. In addition, most industries have secondary product indexes that show changes in prices received by establishments classified in the industry for products chiefly made in some other industry. Finally, some industries have miscellaneous receipts indexes to show price changes in other sources of revenue received by establishments within the industry that are not derived from sales of their products—for example, resales of purchased materials, or revenues from parking lots owned by a manufacturing plant.

Data Collection

PPIs are based on selling prices reported by establishments of all sizes selected by probability sampling, with the probability of selection proportionate to size. Individual items and transaction terms from these firms also are chosen by probability proportionate to size. BLS strongly

encourages cooperating companies to supply actual transaction prices at the time of shipment to minimize the use of list prices. Prices submitted by survey respondents are effective on the Tuesday of the week containing the 13th day of the month. This survey is conducted primarily through the mail.

Price data are provided on a voluntary and confidential basis; only sworn BLS employees are allowed access to individual company price reports. BLS publishes price indexes instead of actual prices. All PPIs are subject to revision 4 months after original publication to reflect the availability of late reports and corrections by respondents.

BLS periodically updates the PPI sample of survey respondents to better reflect current conditions when the structure, membership, technology, or product mix of an industry shifts significantly and to spread reporting burden among smaller firms. Results of these resampling efforts are incorporated into the PPI with the release of data for January and July.

As part of an ongoing effort to expand coverage to sectors of the economy other than mining and manufacturing, an increasing number of service sector industries have been introduced into the PPI. The following list of recently introduced industries includes the month and year in which an article describing the industry's content appeared in the *PPI Detailed Report*.

Service sector industries introduced into the Producer Price Index, by SIC or NAICS code and the PPI Detailed Report that announces their introduction

| <i>Title</i> | <i>Code</i> | <i>PPI Detailed Report Issue</i> |
|---|-------------|----------------------------------|
| SIC | | |
| Wireless telecommunications | 4812 | July 1999 |
| Telephone communications, except radio telephone | 4813 | July 1995 |
| Television broadcasting | 4833 | July 2002 |
| Grocery stores | 5411 | July 2000 |
| Meat and fish (seafood) markets | 5421 | July 2000 |
| Fruit and vegetable markets | 5431 | July 2000 |
| Candy, nut, and confectionery stores ... | 5441 | July 2000 |
| Retail bakeries | 5461 | July 2000 |
| Miscellaneous food stores | 5499 | July 2000 |
| New car dealers | 5511 | July 2000 |
| Gasoline service stations | 5541 | January 2002 |
| Boat dealers | 5551 | January 2002 |
| Recreational vehicle dealers | 5561 | January 2002 |
| Miscellaneous retail | 59 | January 2001 |
| Security brokers, dealers, and investment bankers | 6211 | January 2001 |
| Investment advice | 6282 | January 2003 |
| Life insurance carriers | 6311 | January 1999 |
| Property and casualty insurance | 6331 | July 1998 |
| Insurance agencies and brokerages | 6412 | January 2003 |
| Operators and lessors of nonresidential buildings | 6512 | January 1996 |
| Real estate agents and managers | 6531 | January 1996 |
| Prepackaged software | 7372 | January 1998 |
| Data processing services | 7374 | January 2002 |
| Home health care services | 8082 | January 1997 |

| <i>Title</i> | <i>Code</i> | <i>PPI Detailed Report Issue</i> |
|---|-------------|----------------------------------|
| SIC | | |
| Legal services | 8111 | January 1997 |
| Engineering design, analysis, and consulting services | 8711 | January 1997 |
| Architectural design, analysis, and consulting services | 8712 | January 1997 |
| Premiums for property and casualty insurance | 9331 | July 1998 |
| NAICS | | |
| New warehouse building construction .. | 236221 | July 2005 |
| New school construction | 236222 | July 2006 |
| New office construction | 236223 | January 2007 |
| Merchant wholesalers, durable goods .. | 423 | July 2005 |
| Merchant wholesalers, nondurable goods | 424 | July 2005 |
| Wholesale trade agents and brokers ... | 425120 | July 2005 |
| Furniture and home furnishings stores . | 442 | January 2004 |
| Electronics and appliance stores | 443 | January 2004 |
| Building material and garden equipment and supplies dealers | 444 | January 2004 |
| Clothing and clothing accessories stores | 448 | January 2004 |
| Sporting goods, hobby, book, and music stores | 451 | January 2004 |
| General merchandise stores | 452 | January 2004 |
| Miscellaneous store retailers | 453 | January 2004 |
| Internet service providers | 518111 | July 2005 |
| Web search portals | 518112 | July 2005 |
| Commercial banking | 522110 | January 2005 |
| Savings institutions | 522120 | January 2005 |
| Direct health and medical insurance carriers | 524114 | July 2004 |
| Construction, mining, and forestry machinery and equipment rental and leasing | 532412 | January 2005 |
| Management consulting services | 541610 | January 2007 |
| Security guards and patrol services | 561612 | July 2005 |
| Blood and organ banks | 621991 | January 2007 |
| Amusement and theme parks | 713110 | July 2006 |
| Golf courses and country clubs | 713910 | July 2006 |
| Fitness and recreational sports centers . | 713940 | July 2005 |

Weights

Weights for most traditional commodity groupings of the PPI, as well as weights for commodity-based aggregate indexes calculated using traditional commodity groupings, such as stage-of-processing indexes, currently reflect 2002 values of shipments as reported in the *Census of Manufactures* and other sources. From January 2002 through December 2006, PPI weights were derived from 1997 shipment values. Industry indexes now are calculated with 2002 weights and 1997 net output ratios. This periodic update of the value weights used to calculate the PPI is done to more accurately reflect changes in production and marketing patterns in the economy. Net output values of shipments are used as weights for industry indexes. Net output values refer to the value of shipments from establishments within the industry to buyers

outside the industry. However, weights for commodity price indexes are based on gross shipment values, including values of shipments between establishments within the same industry. As a result, broad commodity grouping indexes, such as the PPI for All Commodities, are affected by the multiple counting of price change at successive stages of processing, which can lead to exaggerated or misleading signals about inflation. Stage-of-processing indexes partially correct for this defect, but industry indexes consistently correct for this at all levels of aggregation. Therefore, industry and stage-of-processing indexes are more appropriate than broad commodity groupings for economic analysis of general price trends.

Price Index Reference Base

Effective with publication of January 1988 data, many important PPI series (including stage-of-processing groupings and most commodity groups and individual items) were placed on a new reference base, 1982 = 100. From 1971 through 1987, the standard reference base for most PPI series was 1967 = 100. Except for rounding differences, the shift to the new reference base did not alter any previously published percent changes for affected PPI series. (See “Calculating Index Changes,” below.) The 1982 reference base is not used for commodity indexes with a base later than December 1981 or for industry net output indexes and their products.

For further information on the underlying concepts and methodology of the Producer Price Index, see chapter 14, “Producer Prices,” in *BLS Handbook of Methods* (April 1997), Bulletin 2490. This document can be downloaded from the BLS Web site at www.bls.gov/opub/hom/homch14_itc.htm. Reprints are available on request.

Calculating Index Changes

Each PPI measures price changes from a reference period that equals 100.0. An increase of 5.5 percent from the reference period in the Finished Goods Price Index, for example, is shown as 105.5. This change also can be expressed in dollars, as follows: prices received by domestic producers of a sample of finished goods have risen from \$100 in 1982 to \$105.50. Likewise, a current index of 90.0 would indicate that prices received by producers of finished goods are 10 percent lower than they were in 1982.

Movements of price indexes from one month to another are usually expressed as percent changes, rather than as changes in index points. Index point changes are affected by the level of the index in relation to its base period, whereas percent changes are not. The following example shows the computation of index point and percent changes.

Index point change

| | |
|----------------------------|-------|
| Finished Goods Price Index | 107.5 |
| Less previous index | 104.0 |
| Equals index point change | 3.5 |

Index percent change

| | |
|-------------------------------|-------------|
| Index point change | 3.5 |
| Divided by the previous index | 104.0 |
| Equals | 0.034 |
| Result multiplied by 100 | 0.034 x 100 |
| Equals percent change | 3.4 |

Seasonally Adjusted and Unadjusted Data

Because price data are used for different purposes by different groups, BLS publishes seasonally adjusted and unadjusted changes each month. Seasonally adjusted data are preferred for analyzing general price trends in the economy because these data eliminate the effect of changes that normally occur at about the same time, and in about the same magnitude, every year—such as price movements resulting from normal weather patterns, regular production and marketing cycles, model changeovers, seasonal discounts, and holidays. For these reasons, seasonally adjusted data more clearly reveal underlying cyclical trends. Unadjusted data are of primary interest to users who need information that can be related to actual dollar values of transactions. Individuals requiring this information include marketing specialists, purchasing agents, budget and cost analysts, contract specialists, and commodity traders. It is the unadjusted data that are generally cited when escalating long-term contracts such as purchasing agreements or real estate leases. For more information, see *Escalation and Producer Price Indexes: A Guide for Contracting Parties*, BLS Report 807, September 1991, on the Web at www.bls.gov/ppi/ppiescalation.htm. Reprints are available on request.

In 1998, the PPI implemented the X-12-ARIMA Seasonal Adjustment Method; prior to that year, the PPI employed the X-11 method. Each year, the seasonal status of most commodity indexes is reevaluated to reflect more recent price behavior. Industry net output indexes are not seasonally adjusted. For time series that exhibit seasonal pricing patterns, new seasonal factors are estimated and applied to the unadjusted data for the previous 5 years. These updated seasonally adjusted indexes replace the most recent 5 years of seasonal data.

Seasonal factors may be applied to series using either a direct or an aggregative method. Generally, commodity indexes are seasonally adjusted using direct seasonal adjustment, which produces a more complete elimination of seasonal movements than does the aggregative method. However, the direct seasonal adjustment process may not yield figures that possess additive consistency. Thus, a seasonally adjusted index for a broad category that is directly adjusted may not be logically consistent with all seasonally adjusted indexes for its components. Seasonal movements for stage-of-processing indexes are derived indirectly through an aggregative method that combines movements of a wide variety of subproduct class (six-digit) series.

Seasonally adjusted indexes can become problematic when previously stable and predictable price patterns abruptly change. If the new pattern persists, the seasonal adjustment

method will eventually reflect it adequately; if the pattern keeps shifting, however, seasonally adjusted data will become chronically troublesome. This problem occurs relatively infrequently for farm and food-related products, but has more often affected manufactured products such as automobiles and steel.

Since January 1988, the PPI has used Intervention Analysis Seasonal Adjustment methods to enhance the calculation of seasonal factors. With this technique, outlier values that may distort the seasonal pattern are removed from the data prior to applying the standard seasonal factor estimation procedure. For example, a possible economic cause for large price movements for petroleum-based products might have been the Persian Gulf War. In this case, intervention techniques allowed for better estimates of seasonally adjusted data. On the whole, very few series have required intervention. Out of nearly 900 seasonally adjusted series, only 16 were subject to intervention in 1997.

For more information relating to seasonal adjustment methods, see (1) "Appendix A: Seasonal Adjustment Methodology at BLS," in the *BLS Handbook of Methods* (April 1997), Bulletin 2490 and (2) "Summary of Changes to the PPI's Seasonal Adjustment Methodology" in the January 1995 issue of *Producer Price Indexes*.

Producer Price Index Data on the Internet

In 1995, the BLS began posting PPI series, news releases, and technical information to both a World Wide Web (WWW) site and a file transfer protocol (FTP) site. During the years following the introduction of PPI Internet services, use of these sites eclipsed more traditional methods of data dissemination, such as subscriptions to the *PPI Detailed Report*. There were more than 1.6 million instances of PPI series being downloaded from the Internet during the 12 months ended December 31, 2003.

Retrieving PPI data from the PPI Web site

PPI data can be obtained from the WWW address (www.bls.gov/ppi). Scrolling down the page to the "Get Detailed PPI Statistics" header reveals the following methods of data retrieval:

- **Most Requested Series** is a form-based application that allows the user to quickly obtain PPI time series data by selecting from two separate lists (commodity and industry) of the most commonly requested time series, including the All Commodities Index and the stage-of-processing indexes (for example, Finished Goods). Within each list, any one—or all—of the time series shown can be selected. A user can modify the date range and output options after executing the query, using the reformat button above the data output table.
- **Create Customized Tables** is a form-based query application designed for users unfamiliar with the PPI coding structure. The application guides a user through the PPI classification system by listing index

titles and does not require knowledge of commodity or industry codes. Data retrieved are based on a query formulated by selecting data characteristics from lists provided. Two options are available to create customized tables, depending on a user's browser capability. The one-screen option is a JavaScript application that uses a single screen to guide a user through the available time series data. The second option is a multiple-screen, non-Java-based application. Both methods allow a user to browse the PPI coding structure and select multiple series codes. Using the one-screen option, users can modify the date range and output options after executing the query using the reformat button above the data output table.

- **Series Report** is a form-based application that uses formatted PPI time series identifiers (commodity or industry codes) as input in extracting data according to a specified set of date ranges and output options. This application provides the most efficient path for users who are familiar with the format of PPI time series identifiers. Up to 300 indexes can be extracted at a time.

There are five alphabetic prefixes used to create unique PPI time series identifiers: WP, WD, PC, PD, and ND. Each provides the user access to a different PPI database. Adding either a "u" (not seasonally adjusted) or an "s" (seasonally adjusted) to the end of these prefixes further specifies the type of data needed.

EXAMPLES

For commodity and stage-of-processing indexes, series identifiers combine a "wpu" prefix (not seasonally adjusted) or a "wps" prefix (seasonally adjusted) with a commodity code.

| <u>Commodity code</u> | <u>Provides data for:</u> |
|-----------------------|---|
| wps141101 | Passenger cars, seasonally adjusted |
| wpu141101 | Passenger cars, not seasonally adjusted |
| wpusop3000 | Finished goods, not seasonally adjusted |

For discontinued commodity indexes, series identifiers combine a "wdu" prefix (not seasonally adjusted) or a "wds" prefix (seasonally adjusted) with a commodity code.

| <u>Commodity code</u> | <u>Provides data for:</u> |
|-----------------------|---|
| wds019 | Other farm products, seasonally adjusted |
| wdu0635 | Preparations, ethical (prescription), not seasonally adjusted |

wdusil38011 Stainless steel mill products, not seasonally adjusted

Current price indexes grouped by industry according to NAICS have series identifiers that begin with the prefix “pcu.” After the prefix, there are 12 digits (the 6-digit industry code is listed twice) followed by up to 7 alphanumeric characters identifying product detail. Dashes are used as placeholders for higher-level industry group codes.

| | |
|--|---|
| <i>Industry-product code, current NAICS series</i> | <i>Provides data for:</i> |
| pcu325---325--- | Chemical manufacturing, not seasonally adjusted |
| pcu336110336110 | Automobile and light duty motor vehicle manufacturing |
| pcu621111621111411 | Offices of physicians, one- and two-physician practices and single-specialty group practices, general/family practice |
| pcu325412325412A | Pharmaceutical preparation manufacturing, pharmaceuticals acting on the respiratory system |

Discontinued industry-product codes based on SIC combine a “pdu” prefix and “#” between the fourth and fifth characters of the product code. Series identifiers for the discontinued dataset use underscores as placeholders to complete a reference to an SIC industry group code of fewer than four digits. (All PPI industry-based indexes organized by SIC were discontinued with the introduction of NAICS.)

| | |
|---|--|
| <i>Industry-product code, discontinued SIC series</i> | <i>Provides data for:</i> |
| pdu28_# | Chemicals and allied products, not seasonally adjusted |

| | |
|-------------|---|
| pdu331_# | Blast furnaces, steel works, and rolling and finishing mills, not seasonally adjusted |
| pdu3711#111 | Passenger cars |

Price indexes for discontinued series grouped by industry according to NAICS have identifiers that begin with the prefix “hdu.” After the prefix, there are 12 numeric digits (the 6-digit industry code is listed twice), and up to 7 additional alphanumeric characters that identify product detail. Dashes are

used as placeholders for higher-level industry group codes.

| | |
|---|------------------------------|
| <i>Industry-product code, discontinued NAICS series</i> | <i>Provides data for</i> |
| ndu212231212231 | Lead ore and zinc ore mining |
| ndu2122312122312 | Lead and zinc concentrates |
| ndu212231212231214 | Lead concentrates |

- **Flat Files** and the FTP server are best suited for users requiring access to either a large volume of time series data or other PPI-related documentation (such as seasonal factor and relative importance tables). The FTP site can be accessed at <ftp://ftp.bls.gov> or directly from the links on the “Get Detailed Statistics” page or the PPI homepage. Data and documentation available for download include the following:

| | |
|--------------------------------|---|
| | <i>Directory:</i> |
| NAICS series, current | /pub/time.series/pc |
| NAICS series, discontinued | /pub/time.series/nd |
| SIC series, discontinued | /pub/time.series/pd |
| Commodity series, current | /pub/time.series/wp |
| Commodity series, discontinued | /pub/time.series/wd |
| Special requests | /pub/special.requests/ppi |
| Latest news release | /pub/news.release/ppi.txt |

The FTP site maintains files to help with searches and downloads. These files are centrally located in the [/pub/doc](#) directory. Within this directory, the **overview.txt** file contains an overview relating to all BLS data available through the FTP site. For current commodity-based PPI data, the program help file is **wp.txt**; for discontinued commodity series, **wd.txt**; for current industry-based PPI data based on NAICS, **pc.txt**; for industry-based SIC time series that have been discontinued, **pd.txt**; and for industry-based NAICS series that have been discontinued, **nd.txt**.

Users who prefer downloading PPI datasets as individual ZIP files should go to the directory labeled [/pub/time.series/compressed/tape.format/](#) on the FTP site. This directory includes six PPI-specific ZIP files, one for each of the PPI databases—WP, WD, PC, ND, and PD—and a ZIP file for the annual 5-year revision to historical seasonal PPIs.

Other Sources of PPI Data

PPI data can also be accessed via the BLS homepage (www.bls.gov). Clicking on the “Get Detailed Statistics” link at the top of the homepage calls up a chart listing all available BLS programs. The following methods are available for retrieving PPI data: Most requested statistics, create customized tables (one screen or multiple screens), and flat files. Additional sources of BLS data also are accessible from this page, including economic news releases, series report, and economy at a glance.

Additional information

The PPI homepage (www.bls.gov/ppi) contains additional information regarding PPI data and methodology. The top section of the homepage provides PPI news releases, both current and archived, as well as general PPI information. The “Tables Created by BLS” section found beneath the

statistics section provides relative importance and seasonal factor tables. The remaining sections offer special notices and publications pertaining to PPI methodology and applications.

For questions or comments regarding PPI data classification, methodology, or data availability on the Internet, call or e-mail the Section of Index Analysis and Public Information at (202) 691-7705 or ppi-info@bls.gov.