

1. What city and state (or country) do you consider yourself from?

**Total Respondents** 105  
 (skipped this question) 6

2. Where do you live?

	Response Percent	Response Total
Los Alamos	66.7%	74
Santa Fe	20.7%	23
Espanola	0%	0
White Rock	9%	10
Other (please specify)	3.6%	4
<b>Total Respondents</b>		<b>111</b>
(skipped this question)		0


3. Where does your spouse or domestic partner work?

	Response Percent	Response Total
LANL (Postdoc)	9%	10
LANL (other position)	14.4%	16
I do not have a partner/spouse	23.4%	26
Stay-at-home	21.6%	24
Other (please specify)	31.5%	35
<b>Total Respondents</b>		<b>111</b>
(skipped this question)		0




4. Do you have children?

	Response Percent	Response Total
Yes	34.2%	38
No	65.8%	73
<b>Total Respondents</b>		<b>111</b>
(skipped this question)		0




5. How long have you been a postdoc at LANL?

	Response Percent	Response Total
I am in my first year 	36.4%	40
<b>I am in my second year</b> 	<b>42.7%</b>	<b>47</b>
I am in my third year 	20%	22
Other (please specify)	0.9%	1
<b>Total Respondents</b>		<b>110</b>
(skipped this question)		1

6. Is this your first postdoctoral appointment?

	Response Percent	Response Total
<b>Yes</b> 	<b>65.8%</b>	<b>73</b>
No, it is my second 	29.7%	33
No, it is my third (or more) 	4.5%	5
Other (please specify)	0%	0
<b>Total Respondents</b>		<b>111</b>
(skipped this question)		0

7. What are the average number of hours you work in a 2 week period? (Work defined as research, administrative duties, seminars, travel, paperwork, procurement, etc.)









	Response Percent	Response Total
80 	19.8%	22
<b>80 to 100</b> 	<b>60.4%</b>	<b>67</b>
>100 	18.9%	21
Other (please specify)	0.9%	1
<b>Total Respondents</b>		<b>111</b>
(skipped this question)		0

8. Rate the following topics.

Highly agree	Agree	Somewhat agree	Disagree	Response Average
--------------	-------	----------------	----------	------------------

My research is progressing well	22% (24)	<b>53% (57)</b>	21% (22)	4% (4)	<b>2.06</b>
The overall timeline of my research is on track	13% (14)	<b>45% (48)</b>	29% (31)	13% (14)	<b>2.42</b>
My experiments can be accomplished in a timely manner	8% (8)	<b>51% (51)</b>	35% (35)	6% (6)	<b>2.39</b>
My research progress is based closely on my original "Research Proposal"	17% (18)	27% (29)	<b>37% (40)</b>	19% (20)	<b>2.58</b>
<b>Total Respondents</b>					<b>107</b>
(skipped this question)					4

9. Have you published or presented your research in a peer-reviewed arena? Click all that apply (work that is in press, submitted, or published).

		<b>Response Percent</b>	<b>Response Total</b>
Scientific Journal		55.1%	59
Conference proceedings		43.9%	47
<b>National Meeting</b>		<b>58.9%</b>	<b>63</b>
Local Colloquium/Seminar		36.4%	39
Team or group meeting		50.5%	54
Grant or LDRD submission		33.6%	36
No, in my time here I have not yet achieved publishable data		21.5%	23
Other (please specify)		4.7%	5
<b>Total Respondents</b>			<b>107</b>
(skipped this question)			4

10. What is your funding situation?

		<b>Response Percent</b>	<b>Response Total</b>
<b>Research Associate (supported by your mentor who is PI)</b>		<b>41%</b>	<b>43</b>
Research Associate (supported by your mentor		21.1%	22

who is PI on an internal LDRD award)		31.4%	33
Distinguished, Director's, CINT, DCI, or Agnew Postdoc Fellow		23.8%	25
Other (please specify)		3.8%	4
<b>Total Respondents</b>		<b>105</b>	
<b>(skipped this question)</b>		<b>6</b>	

11. Have you applied for your own funding (you as PI)? Select all answers that apply.






		<b>Response Percent</b>	<b>Response Total</b>
Yes, but have not been successful.		11.9%	12
Yes, and I have been successful.		5.9%	6
<b>No, there are particular barriers for me to apply.</b>		<b>43.6%</b>	<b>44</b>
No (please specify)		39.6%	40
<b>Total Respondents</b>		<b>101</b>	
<b>(skipped this question)</b>		<b>10</b>	

12. Have you participated in proposal writing that may or has affected your funding situation? Select all that apply






		<b>Response Percent</b>	<b>Response Total</b>
Yes, I have written an external or internal proposal based on my work (my mentor or other person as PI)		23.8%	25
Yes, I have contributed written sections on proposal(s) based on a collaborative effort by my group (mentor or other person as PI).		36.2%	38
Yes, I have contributed data to proposal(s) based on a collaborative effort by my group (mentor or other person		28.6%	30

as PI)			
<b>No</b>		<b>38.1%</b>	<b>40</b>
Other (please specify)		1%	1
		<b>Total Respondents</b>	<b>105</b>
		<b>(skipped this question)</b>	<b>6</b>



13. Considering your progress to-date do you plan on a 3rd year extension?

		<b>Response Percent</b>	<b>Response Total</b>
<b>Yes</b>		<b>36.8%</b>	<b>39</b>
No		11.3%	12
I am already in my third year		17%	18
Too far away to estimate		23.6%	25
Other (please specify)		11.3%	12
		<b>Total Respondents</b>	<b>106</b>
		<b>(skipped this question)</b>	<b>5</b>

14. What additional training have you completed? (check all that apply)





		<b>Response Percent</b>	<b>Response Total</b>
<b>New lab skills</b>		<b>67%</b>	<b>59</b>
Course work		12.5%	11
Professional development		46.6%	41
Teaching responsibilities		9.1%	8
Other (please specify)		12.5%	11
		<b>Total Respondents</b>	<b>88</b>
		<b>(skipped this question)</b>	<b>23</b>

15. Have you established institutional or external collaborations?

		<b>Response Percent</b>	<b>Response Total</b>
<b>Yes, I work with an outside group, team, division etc.</b>		<b>56.6%</b>	<b>60</b>
Yes, but it has not impacted my training.		14.2%	15

No		23.6%	25
Other (please specify)		5.7%	6
		<b>Total Respondents</b>	<b>106</b>
		<b>(skipped this question)</b>	<b>5</b>






16. I have issues or concerns regarding institutional barriers that impact my training.

		<b>Response Percent</b>	<b>Response Total</b>
Highly agree		10.1%	10
Agree		22.2%	22
Somewhat agree		32.3%	32
<b>Disagree</b>		<b>35.4%</b>	<b>35</b>
		<b>Total Respondents</b>	<b>99</b>
		<b>(skipped this question)</b>	<b>12</b>

17. If you would like to elaborate on the question above, please do so below.

<b>Total Respondents</b>	<b>22</b>
<b>(skipped this question)</b>	<b>89</b>






18. What is your ultimate career goal?

		<b>Response Percent</b>	<b>Response Total</b>
Academic – teaching		8.7%	9
<b>Academic – research</b>		<b>35%</b>	<b>36</b>
National Laboratory		33%	34
Industry		7.8%	8
Other (please specify)		15.5%	16
		<b>Total Respondents</b>	<b>103</b>
		<b>(skipped this question)</b>	<b>8</b>

19. How have you moved towards your career goal? (be as specific as possible)

<b>Total Respondents</b>	<b>61</b>
<b>(skipped this question)</b>	<b>50</b>

20. I would like to be converted to a full-time position at LANL.

	Response Percent	Response Total
Highly agree 	36.5%	38
Agree 	29.8%	31
Somewhat agree 	15.4%	16
Disagree 	11.5%	12
Other (please specify) 	6.7%	7
<b>Total Respondents</b>		<b>104</b>
(skipped this question)		7





21. Please explain why you do or do not want to be converted to a full-time position at LANL.

<b>Total Respondents</b>	<b>57</b>
(skipped this question)	54

22. If there are obstacles for your conversion to a full-time position at LANL what are they?

<b>Total Respondents</b>	<b>56</b>
(skipped this question)	55

23. Categorize the level of supervision/oversight from your mentor.

	Response Percent	Response Total
Excellent (e.g. sufficient oversight) 	49.5%	52
Fair (e.g. I would like to have more or less supervision.) 	31.4%	33
Poor (e.g. I never see my mentor or I am being micromanaged.) 	8.6%	9
Other (please specify) 	10.5%	11
<b>Total Respondents</b>		<b>105</b>
(skipped this question)		6

24. Categorize the level of direction and leadership your mentor is providing.

Response Response

	Response Percent	Response Total
<b>Excellent (e.g. adequate feedback on experiments and sufficient career guidance for transition to an independent researcher)</b>	<b>43.8%</b>	<b>46</b>
Fair (e.g. leadership is OK but lacking in some areas)	41.9%	44
Poor (e.g. no help or aid by mentor or is “treated like a technician”)	8.6%	9
Other (please specify)	5.7%	6
<b>Total Respondents</b>		<b>105</b>
(skipped this question)		6

25. It would be advantageous for your mentor to attend mentorship training.

	Response Percent	Response Total
Highly agree	10.8%	11
Agree	12.7%	13
Somewhat agree	27.5%	28
<b>Disagree</b>	<b>38.2%</b>	<b>39</b>
Other (please specify)	10.8%	11
<b>Total Respondents</b>		<b>102</b>
(skipped this question)		9

26. Rate your overall experience at LANL so far. Add comments please.

	Response Percent	Response Total
Excellent	42.2%	35
<b>Fair</b>	<b>53%</b>	<b>44</b>
Poor	10.8%	9
Other	3.6%	3
<b>Total Respondents</b>		<b>83</b>
(skipped this question)		28



27. Rate your overall morale as a LANL postdoc.

	Response Percent	Response Total
<b>Positive</b>	<b>52.4%</b>	<b>54</b>
Negative	16.5%	17
Indifferent	18.4%	19
Other (please specify)	12.6%	13
<b>Total Respondents</b>		<b>103</b>
<b>(skipped this question)</b>		<b>8</b>

28. What are positive aspects of your postdoc experience?





<b>Total Respondents</b>	<b>66</b>
<b>(skipped this question)</b>	<b>45</b>

29. Rate LAPA

	Response Percent	Response Total
Excellent	33.3%	34
Fair	20.6%	21
Poor	0%	0
<b>It has not influenced me in any aspect</b>	<b>37.3%</b>	<b>38</b>
Other (please specify)	8.8%	9
<b>Total Respondents</b>		<b>102</b>
<b>(skipped this question)</b>		<b>9</b>

30. What issues would you like LAPA to take on? (check all that apply)

	Response Percent	Response Total
Research Environment, resources, facilities, infrastructure issues	45.1%	41
Benefits, compensation issues	18.7%	17
Recruiting issues	27.5%	25
Time limitations, procedure for dismissal, retention, status	39.6%	36

Local cost-of-living, quality-of-life issues		20.9%	19
Social issues		35.2%	32
<b>Career planning</b>		<b>59.3%</b>	<b>54</b>
Other (please specify)		14.3%	13
		<b>Total Respondents</b>	<b>91</b>
		(skipped this question)	20

31. Let us know if you have recommendations for LAPA. For example, is there something you suggest for LAPA to be involved with that will help improve your work environment or training needs? Enter as many topics as you would like below.

<b>Total Respondents</b>	<b>18</b>
(skipped this question)	93