

<b>AMENDMENT OF SOLICITATION/MODIFICATION OF CONTRACT</b>			1. CONTRACT ID CODE	PAGE OF PAGES 1   222
2. AMENDMENT/MODIFICATION NO. M052	3. EFFECTIVE DATE See Block 16C	4. REQUISITION/PURCHASE REQ. NO.	5. PROJECT NO. (If applicable)	
6. ISSUED BY U. S. Department of Energy Oak Ridge Office Procurement and Contracts Division, AD-423 Oak Ridge, TN 37831-8758	CODE	7. ADMINISTERED BY (If other than Item 6)	CODE	
8. NAME AND ADDRESS OF CONTRACTOR (No., street, county, State and ZIP Code)  Foster Wheeler Environmental Corporation Perryville Corporate Park Clinton, NJ 08809-4000		<input checked="" type="checkbox"/>	9A. AMENDMENT OF SOLICITATION NO.	
		<input type="checkbox"/>	9B. DATED (SEE ITEM 11)	
		<input checked="" type="checkbox"/>	10A. MODIFICATION OF CONTRACT/ORDER NO. DE-AC05-98OR22516	
			10B. DATED (SEE ITEM 13) August 20, 1998	
CODE	FACILITY CODE			

**11. THIS ITEM APPLIES TO AMENDMENTS OF SOLICITATIONS**

The above numbered solicitation is amended as set forth in Item 14. The hour and date specified for receipt of Offers  is extended,  is not extended. Offers must acknowledge receipt of this amendment prior to the hour and date specified in the solicitation or as amended by one of the following methods: (a) By completing Items 8 and 15, and returning \_\_\_\_\_ copies of the amendment; (b) By acknowledging receipt of this amendment on each copy of the offer submitted; or (c) By separate letter or telegram which includes a reference to the solicitation and amendment numbers. FAILURE OF YOUR ACKNOWLEDGEMENT TO BE RECEIVED AT THE PLACE DESIGNATED FOR THE RECEIPT OF OFFERS PRIOR TO THE HOUR AND DATE SPECIFIED MAY RESULT IN REJECTION OF YOUR OFFER. If by virtue of this amendment you desire to change an offer already submitted, such change may be made by telegram or letter, provided each telegram or letter makes reference to the solicitation and this amendment, and is received prior to the opening hour and date specified.

**12. ACCOUNTING AND APPROPRIATION DATA (If required)**



**13. THIS ITEM APPLIES ONLY TO MODIFICATIONS OF CONTRACTS/ORDERS, IT MODIFIES THE CONTRACT/ORDER NO. AS DESCRIBED IN ITEM 14.**

CHECK ONE	A. THIS CHANGE ORDER IS ISSUED PURSUANT TO: (Specify authority) THE CHANGES SET FORTH IN ITEM 14 ARE MADE IN THE CONTRACT/ORDER NO. IN ITEM 10A.
<input type="checkbox"/>	
<input type="checkbox"/>	B. THE ABOVE NUMBERED CONTRACT/ORDER IS MODIFIED TO REFLECT THE ADMINISTRATIVE CHANGES (such as changes in paying office, appropriation date, etc.) SET FORTH IN ITEM 14, PURSUANT TO THE AUTHORITY OF FAR 43.103(b).
<input type="checkbox"/>	C. THIS SUPPLEMENTAL AGREEMENT IS ENTERED INTO PURSUANT TO AUTHORITY OF:
<input checked="" type="checkbox"/>	D. OTHER (Specify type of modification and authority) Mutual Agreement
E. IMPORTANT: Contractor <input type="checkbox"/> is not, <input checked="" type="checkbox"/> is required to sign this document and return <u>2</u> copies to the issuing office.	

**14. DESCRIPTION OF AMENDMENT/MODIFICATION (Organized by UCF section headings, including solicitation/contract subject matter where feasible.)**

The purpose of this modification is to 1) delete Section J Attachment B and replace with the attached Section J Attachment B.

Except as provided herein, all terms and conditions of the document referenced in Item 9A or 10A, as heretofore changed, remains unchanged and in full force and effect.

15A. NAME AND TITLE OF SIGNER (Type or print) <b>STEVEN FRISO, CEO</b>		16A. NAME AND TITLE OF CONTRACTING OFFICER (Type or print) Judith S. Wilson, Contracting Officer	
15B. CONTRACT/OFFEROR BY  (Signature of person authorized to sign)	15C. DATE SIGNED <b>10/24/06</b>	16B. UNITED STATES OF AMERICA BY  (Signature of Contracting Officer)	16C. DATE SIGNED <b>10/30/06</b>

TRU Waste Facilities  
Equipment, Technical Data, and Intellectual Property

<u>Description</u>	<u>Pages</u>
1. Real Estate Baseline Inventory	1-7
2. Description of Processing Building and Contact Handled Storage Area	8-50
3. Intellectual Property Documents	51-170
4. Personal Property Baseline Inventory	171
a. CH Major Fixed Equipment	172
b. RH Major Fixed Equipment	173-174
c. SN Fixed Equipment	175-176
d. SL Fixed Equipment	177-178
e. Utility Fixed Equipment	179
f. Main HVAC	180
g. Radiation Protection Equipment Inventory	181-187
h. Measuring and Test Equipment	188-193
i. Acquired HSGS equipment	194
j. Idle Construction Equipment/Scrap	195-197
k. Leased Equipment	198
l. IT/Data Equipment	199-206
m. Furnishings	207-217
n. Sea vans (Conexs)	218-220

## REAL ESTATE BASELINE INVENTORY

Real estate occupied by the Contractor, Foster Wheeler Environmental Corporation, as required for the its performance of Contract DE-AC05-98OR225516 (hereinafter "the Contract"), as well as improvements to said real estate, are described herein for the purposes of providing a baseline real estate inventory pursuant to Modification A051 of said contract and DOE O 430.1B, a requirement of the Contract, as amended by A051.

The Contract was executed by United States Department of Energy (DOE) and the Contractor, Foster Wheeler Environmental Corporation (FWENC) on August 20, 1998. Pursuant to the Contract DOE and FWENC executed Real Estate Lease No. Reorder-1-01-0502 on December 13, 2000.

The lease was intended to convey to FWENC 20 acres, more or less, of real estate in Roane County, Tennessee, along with improvements erected, installed or built by or for DOE to wit, fencing, a paved haul road known as "WIPP Road", and a system of roadside lighting, including necessary electrical power systems; and guard rails. Said lease was to be executed in two stages. Only one stage has been executed, conveying to FWENC 18.11 acres of an irregular fenced parcel generally surrounding a waste processing facility constructed by FWENC (described separately); temporary office structures; a graveled construction lay-down area currently used as

a spare equipment lay-down and parking area; and the DOE-provided improvements described above.

The area described is known as the TRU Waste Processing Center and its location by address is 100 WIPP Road, Lenoir City, TN 37771.

It's general location vis-à-vis the DOE Oak Ridge reservation is depicted in Figure 1 at right.

The plant is generally configured around  $35^{\circ} 54' 33''$  N/ $84^{\circ} 19'$  W, a point approximately 770 ft above mean sea level (msl), and above the 100-year flood elevation of 756 ft and the 500-year flood elevation of approximately 758 ft.

The boundary points of the 18.11 acre parcel, as defined by an attachment to the above-referenced lease agreement, are shown in Figure 2 below (pages 2 and 3).

Figure 1

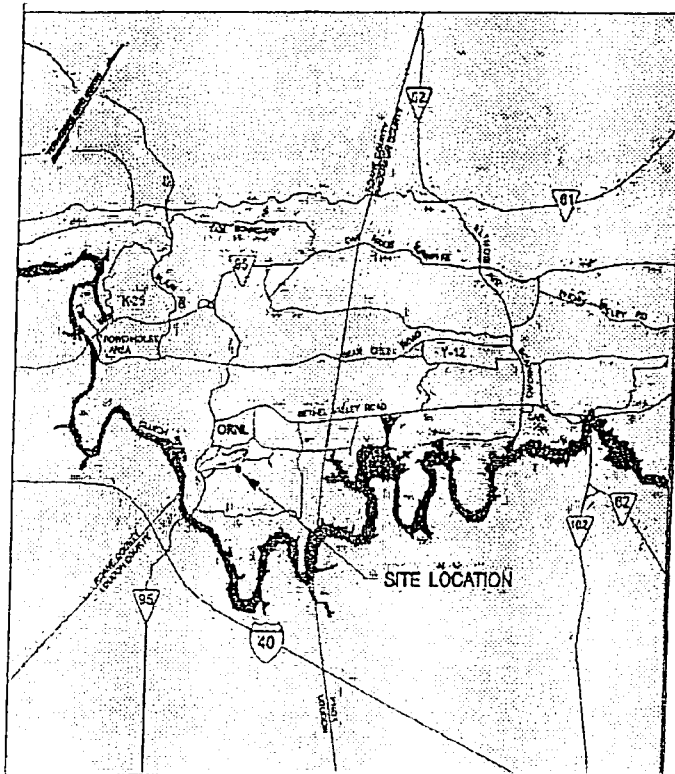


Figure 2

Beginning at a point in the northeast r.o.w. line of Highway 95 and having coordinates of N=573,355.60 and E=2,464,754.70 feet; thence along the said r.o.w. as follows:

N 03°17'31" W, 109.71 feet; thence along a curve to the left having a radius of 555.83 feet with a chord bearing and distance of N 07°23'15" W, 53.35 feet, for an arc distance of 53.37 feet;

N 77°43'34" E, 5.36 feet; thence along an existing chain-link fence N 12°20'10" W, 130.22 feet;

N 24°24'45" W, 34.53 feet,

N 32°20'11" W, 24.77 feet,

N 43°29'04" W, 63.63 feet,

N 37°24'02" W, 162.86 feet,

N 26°09'57" W, 109.10 feet,

N 14°29'24" W, 84.81 feet,

N 18°44'21" W, 82.77 feet,

N 09°36'24" W, 72.39 feet,

N 36°03'04" E, 99.64 feet,

N 25°33'55" E, 59.72 feet,

N 03°29'11" E, 27.79 feet,

N 48°43'39" E, 70.27 feet,

N 52°32'56" E, 198.13 feet,

N 54°55'27" E, 200.34 feet,

N 69°16'02" E, 148.75 feet,

N 78°25'38" E, 86.34 feet,

N 64°46'36" E, 128.34 feet,

N 38°39'49" E, 206.76 feet,

N 50°29'04" E, 145.75 feet,

N 25°54'14" E, 119.16 feet,

N 26°35'54" W, 44.48 feet,

N 22°16'02" E, 206.77 feet,

N 22°51'48" E, 199.78 feet,

N 16°39'34" E, 199.52 feet,

N 09°04'49" E, 199.53 feet,

N 12°09'55" E, 199.97 feet,

N 26°53'15" E, 166.84 feet,

N 15°46'32" E, 346.78 feet,

N 06°19'18" E, 99.72 feet,

N 48°48'37" E, 199.09 feet,

Figure 2 continued

N 68°22'11" E, 89.47 feet,  
N 57°18'13" E, 110.04 feet,  
N 48°33'51" E, 139.79 feet,  
N 33°10'31" E, 196.65 feet,  
N 41°12'47" E, 59.85 feet,  
N 47°06'11" E, 199.62 feet,  
N 48°46'12" E, 129.38 feet,  
N 38°56'46" E, 89.98 feet,  
N 53°23'52" W, 16.27 feet,  
N 39°49'07" E, 100.54 feet,

N 29°49'25" E, 126.43 feet,  
N 30°47'44" E, 42.62 feet,  
N 35°23'13" E, 179.45 feet,  
N 39°51'00" E, 194.95 feet,  
S 46°48'39" E, 22.46 feet,  
N 47°41'44" E, 30.13 feet,  
S 34°46'08" E, 80.84 feet,  
N 55°18'14" E, 36.82 feet,  
S 34°12'20" E, 139.96 feet,  
N 63°17'13" E, 4.80 feet,

S 34°44'54" E, 151.53 feet,  
S 27°15'29" W, 41.50 feet,  
S 59°08'41" W, 708.15 feet,  
S 22°28'24" W, 69.51 feet,  
S 39°20'01" W, 100.12 feet,  
S 39°20'50" W, 129.29 feet,  
S 49°32'37" W, 114.17 feet,  
S 49°21'25" W, 96.43 feet,  
S 47°33'37" W, 129.64 feet,  
S 46°21'49" W, 116.77 feet,

S 51°04'49" W, 208.35 feet,  
S 40°11'32" W, 139.88 feet,  
S 29°18'20" W, 99.52 feet,  
S 18°16'00" W, 199.08 feet,  
S 19°32'02" W, 136.86 feet,  
S 18°27'43" W, 389.20 feet,  
S 08°38'37" W, 70.07 feet,  
S 21°23'45" W, 382.50 feet,  
S 19°12'31" W, 171.88 feet,  
S 19°59'27" W, 159.68 feet,

S 24°24'41" W, 119.36 feet,  
S 04°43'01" E, 114.31 feet,  
S 60°23'45" W, 74.31 feet,  
S 74°05'00" W, 90.83 feet,  
S 40°43'47" W, 167.60 feet,  
S 65°44'05" W, 98.18 feet,

S 37°00'28" W, 53.15 feet,  
S 77°06'53" W, 343.05 feet,  
S 44°48'45" W, 97.23 feet,  
S 29°55'24" W, 93.22 feet,  
S 49°05'55" W, 98.14 feet,  
S 27°08'35" W, 50.55 feet,  
S 01°33'27" W, 237.69 feet,  
S 14°45'12" E, 88.55 feet,  
S 39°28'31" E, 169.66 feet,  
S 32°23'26" E, 193.96 feet,

S 36°08'25" E, 49.63 feet,  
S 20°50'24" E, 70.61 feet,  
S 08°53'06" E, 28.88 feet,  
S 03°28'31" W, 31.51 feet,  
S 10°23'20" W, 28.06 feet,  
S 25°37'02" W, 43.53 feet,  
S 41°24'30" W, 28.11 feet,  
S 58°14'26" W, 49.15 feet,  
S 86°48'16" W, 52.38 feet,

Real Estate Lease No. Reorder-1-01-0502 is attached as Attachment 1 to this real estate inventory.

Site development for the TWPC was accomplished during Phase II of the fixed price contract and disturbed approximately five acres of land. A cut of approximately 20 ft was required at the west ridge. Fill in the vicinity of the low areas around the process building and access/roadway areas used the cut materials taken from the west ridge when appropriate soil characteristics were met.

To prevent surface water run-on to the site, storm water from the ridgeline south of the process building is diverted to the west by a ditch along the second floor access ramp and to the east by a berm and culvert arrangement. The drainage ditches are lined with riprap, as required.

Culverts conveying storm water off the site are equipped with gate valves to allow sampling and analysis of storm water and to provide containment in the event of potential contamination. In addition, drainage grates are installed at paved exits to capture and direct runoff from paved areas to the culverts equipped with the gate valves.

Since site preparation FWENC has added various purchased, leased or constructed structures and appurtenances as necessary to facilitate the performance of its work scope under the Contract. The present configuration of the TRU Waste Processing Facility (TWPC) is depicted below in material detail in drawings 1 and 2. They show the lay-out of the TWPC site with significant improvements.

Included are trailers designated NDA 7880I and NDE 7880J (highlighted in gray in Drawing 1 below) mobilized to the TWPC by a FWENC subcontractor, Mobile Characterization Services (MCS) for work integral to the Contract prior to Modification A051. The scope of this work has been transferred to another contractor. Also included in the depiction in Drawing 1 (highlighted in gray and marked as 7880L) is a trailer controlled and occupied by DOE. Appurtenances to the DOE trailer include a sewage tank, which is also controlled by DOE.

Not depicted is a small vending machine shelter, constructed by the TWPC and of nominal value. Its location is marked with a bold "x" in Drawing 1.

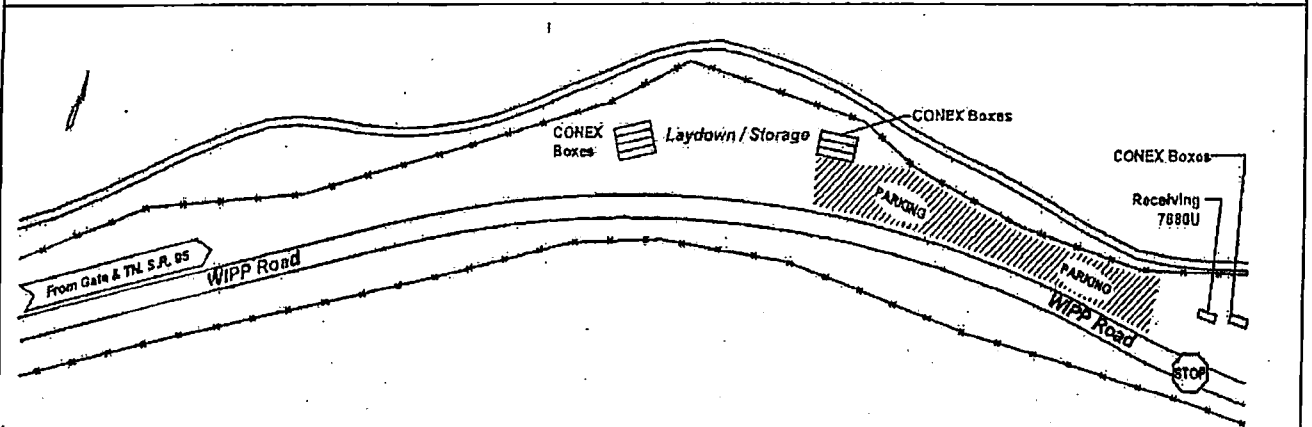
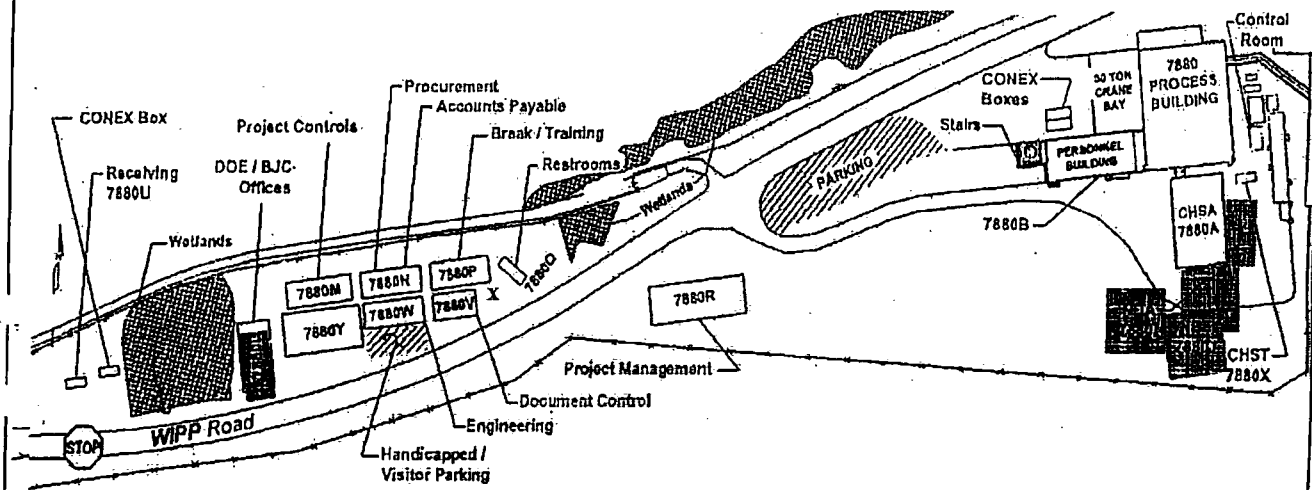
Also not depicted in drawings 1 or 2 is the Access Control Point trailer (7880K) used as a guard shack and located at the entrance to the TWPC site, near the intersection of State Route 95 and WIPP Road.

As stated above, building 7880, the Process Building and 7880A, the Contact Handled Storage Area (CHSA), are described separately.

Table 1				
Significant Structures and Improvements				
Owned Structures				
#	Description	Acquisition Cost	Vendor	Acquisition Date
7880B	Personnel Building – Two story, ~6500 ft <sup>2</sup> , fixed, multiple office and work area modular building	██████████ (including modifications)	Spectrum Building Systems (PO 41669)	08/02
7880D	Modular control room trailer	██████████	Resun (PO 40865)	04/02
7880R	Project Management Trailer – One story, mobile multiple office modular building	██████████	Peter Cooper (individual owner) (PO 41337)	04/02
7880K	Access Control Trailer. Two-office guard shack (w/ rented porta-potty)	██████████	Century Auto (PO 26964)	03/01
CHST/ 7880X	8'x20' emergency breathing air/decon station trailer	██████████	GE Capital (Po 055675)	04/05
NA	Back-up Air Compressor Shelter (small structure east of process building)	██████████	Steelmaster (PO 046234)	03/03
NA	Shelter for Boiler (small structure east of process building)	██████████	Steelmaster (PO 042107)	11/02
Leased Structures				
#	Description	Lease rate/month	Vendor	Acquisition Date
7880U	Shipping and receiving trailer. 8'x24' two-office trailer	██████████ month	Allstate Trailers (PO 49051)	NA
7880P	24'x 60' trailer w/ break room area and accordion divider and work stations	██████████ month	Resun (PO 32958)	NA
7880N	24'x 60' w/ offices and multiple work stations (procurement and accounting)	██████████ month	Resun (PO 32958)	NA
7880Q	12' x 36' divided trailer w/ men's and women's restrooms	██████████ month	Resun (PO 32958)	NA
7880V	24'x 64' mostly open document storage area w/ small office	██████████ month	Resun (PO 32958)	NA
7880W	24'x 44' divided trailer w/ work stations (engineering/technical)	██████████ month	Resun (PO 32958)	NA
7880M	24'x 56' trailer w/ multiple offices and converted conference room (work stations)	██████████ month	Resun (PO 33866)	NA
7880Y	40' x 76' with multiple offices, conference room, reception area and document storage rooms	██████████ month	Resun (PO 57026)	NA

Additional small shelters for the back-up electrical system diesel generator and the motor control center, are located outside and east of the Process Building, isolated from the major radioactive equipment. These structures are integral to the Process Building, where purchased as part of Phase II construction and are described in the Process Building description section of this inventory.

Drawing 1 (not to scale)



Drawing 2 (not to scale)

TWPC-owned and leased structures, including those depicted in the drawings above, are described in Table 1 below. Aside from the Personnel Building these structures are all single-wide to triple-wide modular mobile structures (trailers) fitted with temporary foundations, skirting, project-constructed boardwalks or decking for long-term but temporary use as offices and storage areas.

Limited utility (generally electricity only) and telephone service is provided to these project office structures. Project document T-CM-FW-D-EE-002 depicts the configuration of electrical lines from the project's tie-in at the 13.8 KV overhead line, through the TWPC-installed transformers and switch gear. Water service to those structures receiving water is depicted in T-CM-FW-D-PR-02 from the TWPC tap at a 10" water supply pipe through various backflow prevention valves to individual supply lines. Voice and data communication is accomplished via government-owned/vendor maintained lines.



Sanitation services, sanitary waste and refuse removal are provided by vendors. Sanitary waste is collected in storage tanks and pumped for removal. Tanks serving the personnel building restrooms and the 7880Q restroom trailer are described in Table 2 below.

Table 2				
Item	Description	Purchase Price	Vendor	Acquisition Date
7880Q sewage holding tank	2,500 gallon, poly metered underground tank w/ manhole extension	[REDACTED]	International Plastic Works	07/06
7880B sewage holding tank	10,300 gallon poly UV stabilized outdoor (UBC Zone IIA seismic)	[REDACTED]	International Plastic Works	10/02

## BASELINE INVENTORY

### DESCRIPTION OF PROCESS BUILDING AND CONTACT HANDLED STORAGE AREA

#### INTRODUCTION

This document describes the TRU Waste Processing Center (TWPC) Process Building (PB), and Contact Handled Staging Area (CHSA), referred to collectively as the Waste Processing Facility or WPF.

The WPF is both the most significant real estate improvement to the TWPC site and the most critical component in the TWPC's mission of safe and compliant processing of Transuranic (TRU) wastes for disposal.

Housed within the WPF are the equipment components required for the TWPC's operational plans for the processing of four (4) solid and liquid TRU waste streams. These components are considered personal property for the purposes of this inventory, and their value is addressed with other personal property in Volume II. However, to assist with location and inventory verification of the components, and for other reasons associated with assessments of the relative values of structural real property and equipment personal property, the WPF structures and equipment components are described and illustrated together herein.

The subject contract Statement of Work (SOW) - prior to the conversion modification necessitating this inventory - consisted of several phases in which specific portions of the work were to be accomplished. In exchange for performance of the scope defined for each phase the contractor, Foster Wheeler Environmental Corporation (FWENC), was to be paid a fixed amount.

Included in the SOW was "Phase II, Construction, and Operational Testing", during which the WPF was to be constructed and the operational system equipment installed.

Due to changes in the schedule for completion of operational tasks, procurement of a portion of the Phase II equipment was deferred by agreement between FWENC and DOE. The balance [REDACTED] represents the specific original acquisition costs for both structural real estate and integral equipment, as well as equipment items and spare parts purchased during Phase II and retained on site. These equipment and spare part items, the value of which is generally nominal, are also described in the personal property portion of the inventory.

Additionally, DOE directed FWENC to change its operational plans to align them to changed disposal site requirements. This change resulted in a functional change for the structure now used as the CHSA. By contract modification DOE awarded FWENC [REDACTED] to cover the cost of the design work and permitting required to adapt the function of the CHSA. That amount therefore represents an addition to the acquisition costs for the structures and equipment described herein as reflected in the table below.

COSTS OF PROCESS BUILDING, CHSA AND FIXED EQUIPMENT	
Balance of Phase II scope not deferred (paid to FWENC)	██████████
Modification A034 amount for CHSA design and permitting	██████████
Total acquisition costs for PB, CHSA and integral fixed equipment	██████████

As stated above, DOE's Phase II compensation of FWENC did not separate the value of the real estate from that of the integral personal property. To avoid double-counting values and determine the appropriate separate value of the structure, equipment costs must be separated from the Phase II compensation amount.

The TWPC has reviewed procurement records to provide DOE with the best possible estimate of the major equipment components for the WPF solid and liquid waste processing systems. Additionally, construction engineering principles have been utilized to estimate the value of minor components, such as piping, vessels, conduit, integrated instrumentation and duct, based upon the classification of specific systems, i.e. a higher estimated piping value is provided for liquid waste processing systems. Costs for system installation have been estimated using similar principles. The resulting calculations, described above and summarized in the table below, result in a total estimated cost of the processing equipment, including installation, of ██████████

Systems	Major Components	Component Installation	Minor Components	Component Installation	Totals
Supernate	██████████	██████████	██████████	██████████	██████████
Sludge	██████████	██████████	██████████	██████████	██████████
Remote Handled	██████████	██████████	██████████	██████████	██████████
Contact Handled	██████████	██████████	██████████	██████████	██████████
HVAC	██████████	██████████	██████████	██████████	██████████
Utilities	██████████	██████████	██████████	██████████	██████████
<b>Total</b>	██████████	██████████	██████████	██████████	██████████

Deducting the estimated equipment cost above from the total Phase II and related modification paid amount leaves a balance of ██████████ which is the estimated cost for WPF real estate improvements. The calculation of this value is summarized in the table below.

ASSESSMENT OF REAL ESTATE AND PERSONAL PROPERTY VALUES	
Total value of PB, CHSA and integral fixed equipment	██████████
Minus estimated value of Phase II personal property (process equipment)	- ██████████
Value of structural real estate	██████████

The description herein of the Process Building, CHSA and fixed equipment consists of the following :

1. An overview of the facility, its inputs and outputs, including mission and background;
2. A description of the structures;
3. A description of the WPF processes and constituent components, instrumentation and controls (I&C), and relationships of Safety Significant Structures, Systems, and Components (SS SSCs); and
4. A description of the confinement systems, safety support systems, utilities, auxiliary systems, and support facilities.
5. A tabular summary of major equipment items.

This document is also intended to serve as a crosswalk or roadmap to assist individuals with little or no project experience in finding the appropriate project drawings, which provide very detailed information on the process equipment. A comprehensive list of the project documents is included in the Intellectual Property Description, T-CM-FW-R-AD-005 included separately as part of this inventory. Key drawings, relevant to the particular process are listed in the relevant section of this description. Exhibits within and at the end of this chapter are provided to augment this descriptive text. Individual components (e.g., pumps, valves, tanks, vessels, blowers, filter housings, cranes, instruments...) have been assigned unique alpha-numeric project codes in accordance with DOE Conduct of Operations requirements. The individual components are labeled or tagged with the project code and the project code is referenced in the key project documents, including, drawings/ Piping and Instrument Diagrams (P&IDs), valve list, instrumentation schedule, Operations and Maintenance (O&M) procedures).

## PROCESS BUILDING OVERVIEW

This section provides an overview of the PB. The overview discusses the project objectives and technical approach of the project. The site layout is depicted in another document along with the support structures/trailers. This document will depict the general arrangements of each floor of the Process Building (PB); and the process flow diagrams for the four primary waste streams treated at the WPF over the life of the project. The four waste streams are: (1) Supernate (SN) from Capacity Increase Project (CIP) tanks, (2) SL from the Melton Valley Storage Tanks (MVSTs), (3) CH solid waste, and (4) RH solid waste. These wastes are currently stored at the Oak Ridge Reservation (ORR), although most of the SN waste was processed in the initial SN waste processing campaign in 2004 and some of the CH waste, mainly the boxed waste, has been processed thus far in the current CH waste processing campaign. The SN process equipment was drained, flushed, internally decontaminated with a passivated nitric acid solution, and then flushed, drained, dried and inerted with nitrogen for long term lay-up to ensure future operability. Operation of the SN equipment will be necessary in the future as it is required during SL processing and processing of the additional newly generated SN waste. Most of the SN process related equipment resides in locked, high radiation areas due to residual internal and external radioactive contamination. Direct access is restricted and limited in accordance with 10 CFR 835 and ALARA requirements, however, the remote viewing system (CCTV cameras) can be used to view most of the SN process equipment without entering the high radiation/contamination areas.

## **Project Objectives and Facility Mission**

The primary objective of the project is to reduce the risks from the waste materials stored at various facilities on the DOE ORR. These waste materials, as identified above, present risks to the co-located workers at the ORR and the public surrounding the ORR. Radiological inventory limits for the initial CH solid waste processing campaign have been developed and will be utilized to limit the potential dose consequences to the public, co-located worker and facility workers during accident events. These wastes are to be treated, as appropriate, and stabilized, or sorted and compacted, to result in stable waste forms that can be permanently dispositioned at their final repositories. The CH-TRU wastes will be disposed at the Waste Isolation Pilot Plant (WIPP) in New Mexico and the CH-LLW will be disposed at the Nevada Test Site (NTS) in Nevada. These sites are designed and geographically located for safe, long-term disposal of these radioactive and hazardous wastes. The removal of the radioactive waste currently stored at the ORR reduces the overall risk to ORR co-located workers and the public.

## **Technical Approach**

To meet the project objectives, a simple, safe, proven, yet flexible approach was developed that features low-temperature drying for the tank wastes (SN/SL); and segregation, size reduction, and repackaging, when required, for solid wastes (CH & RH debris). This approach has been carefully matched to the target contaminants in the wastes and the requirements for final waste forms, and will consistently yield conforming and certifiable waste products.

The project involves a single, compact PB approximately 120 feet (ft) west of the MVST Vault at Oak Ridge National Laboratory (ORNL) and a pre-fabricated metal support facility constructed to protect the containerized CH solid waste from the weather upon receipt, and two portable waste transport containers, referred to as Drum Aging Containers (DACs), used to protect the containerized CH solid waste from the weather during drum aging prior to equilibration for Head Space Gas Sampling (HSGS).

## **FACILITY STRUCTURE**

The PB is a three-story reinforced concrete structure with internal concrete and steel shielding. A nearby building houses the administrative and personnel areas on the west side of the PB. Another adjacent building houses the staged CH solid waste. Two portable waste transport containers, referred to as DACs, are located west of the PB, lower level, and are stationary during the CH campaign.

- The total floor area of the PB proper is approximately 30,000 square feet (sf). The SN tank and pump gallery is constructed such that it forms a bermed area that would contain 100% of the tanks contents. The PB and the equipment installation are constructed to meet the requirements of the Uniform Building Code™ (UBC).<sup>6</sup> The PB is a robust, reinforced concrete structure to provide the wall and floor thicknesses governed by radiation shielding requirements

Supporting analytical bases that compare facility seismic and wind design requirements against requirements of DOE-STD-1020-2002 are provided in calculations "T-CM-FW-C-SC-026, DOE-STD-1020-2002, PC-2 Seismic Evaluation" <sup>13</sup> and "T-CM-FW-C-SC-027, DOE-STD-1020-2002, PC-2 Wind Load Evaluation," <sup>14</sup> respectively.

The Personnel Building provides approximately 6,500 sf of area for personnel support needs.

The Contact Handled Staging Area (CHSA) is a metal structure, resting on a concrete pad of approximately 4,000 sf. The CHSA design is a standard design suitable for use in many areas so the seismic design is based on UBC Zone 4A criteria and the wind design is based on 90 mph winds, both of which exceed the minimum design requirements for the TRU Project. The CHSA is insulated with fire resistive insulation. Ventilation for the CHSA is provided by two roof mounted, powered turbine ventilators. An emergency stop for the CHSA ventilation is provided by the northwest personnel door on the outside wall of the CHSA. The PB lightning protection system is extended to protect the CHSA as well. Personnel access to the CHSA is provided by two metal personnel doors on the west side. Waste container movement is through either of the steel roll-up doors, or the conveyors, which connect the CHSA to the PB and to the mobile NDA/NDE characterization units. The Non-Destructive Assay (NDA)/Non-Destructive Examination (NDE) mobile characterization units are positioned along two exterior walls of the CHSA. The term "mobile" refers to the ability of the NDA and NDE units to be moved between DOE sites since the units are stationary during use at a particular site. The NDA mobile unit is located along the south exterior wall of the CHSA and is connected to the CHSA by two conveyors, covered with awnings. The NDE mobile unit is located along the east exterior wall of the CHSA and is connected to the CHSA by a single conveyor, also covered with an awning.

Equipment associated with NDA and NDE is subcontractor-provided and, as stated, is not part of the permanent fixed plant equipment. Although this equipment is integral to WPF process, the scope of work associated with it was transferred to another contractor as part of the subject conversion modification. Thus the equipment is discussed herein but not described in detail.

Two portable waste containers designated as DACs nominally 10' wide x 25' long, which are stationary during the CH campaign, are used for CH drum aging. Each DAC contains two longitudinal sets of sloped metal pallet rollers to allow for gravity movement of metal pallets/drums from west to east, in a "first in first out (FIFO)" sequence. Two sets of rollers are also located on the entrance and exit from the DACs to facilitate waste container loading into and out of the DACs. The DACs are equipped with steel rollup doors on each end, constructed of predominantly non-combustible material, to allow access for loading containers into and out of the DACs while providing protection from the weather during the drum aging period. Smaller structures for the boiler, diesel generator, motor control center, back-up air compressor, change room, break room, CH Support Trailer, and control room, are located outside of the PB, isolated from the major radioactive materials handling equipment.

## Site Layout

The 1<sup>st</sup> floor elevation of the PB is approximately 770 ft above mean sea level (msl), which is above the 100-year flood elevation of 756 ft and the 500-year flood elevation of approximately 758 ft. The WPF is approximately 120 ft west of the MVST facility, approximately 300 ft

northwest of the CIP facility, and approximately 4,500 ft from the closest site boundary to public areas.

Site development for the WPF disturbed approximately five acres of land and required an approximate cut of 20 ft at the west ridge. Fill in the vicinity of the low areas around the WPF and access/roadway areas used the cut materials taken from the west ridge when appropriate soil characteristics were met.

Storm water drainage is directed around the WPF by a series of culverts and drainage ditches as shown in Exhibit 2-1. To prevent surface water run-on to the WPF site, storm water from the ridgeline south of the WPF is diverted to the west by a ditch along the second floor access ramp and to the east by a berm and culvert arrangement. The drainage ditches are lined with riprap, as required.

Culverts conveying storm water off the WPF site are equipped with gate valves to allow sampling and analysis of storm water and to provide containment in the event of potential contamination. In addition, drainage grates are installed at paved exits to capture and direct runoff from paved areas to the culverts equipped with the gate valves.

### **Process Building Layout**

Exhibits 1-2, 1-3, and 1-4 show the floor plans for the 1<sup>st</sup>, 2<sup>nd</sup>, and 3<sup>rd</sup> floors of the PB, respectively.

The 1<sup>st</sup> floor plan contains the tanks utilized to receive the SN transfers from the CIP facility, as well as the treated SN waste cask and load-out area. The SN systems are currently drained, deconned and in long term lay-up under a nitrogen blanket pad to preserve the operability of the SN systems for future restart when required to support SL processing. Some of the SN system components such as the Chem Addition Tank, Mini-Glovebox, and LLW Cask loadout equipment have been removed to provide space and material handling egress for CH waste characterization, staging, and handling.

The 2<sup>nd</sup> floor plan provides the CH solid waste receiving and characterization area as well as the CH and RH solids processing equipment.

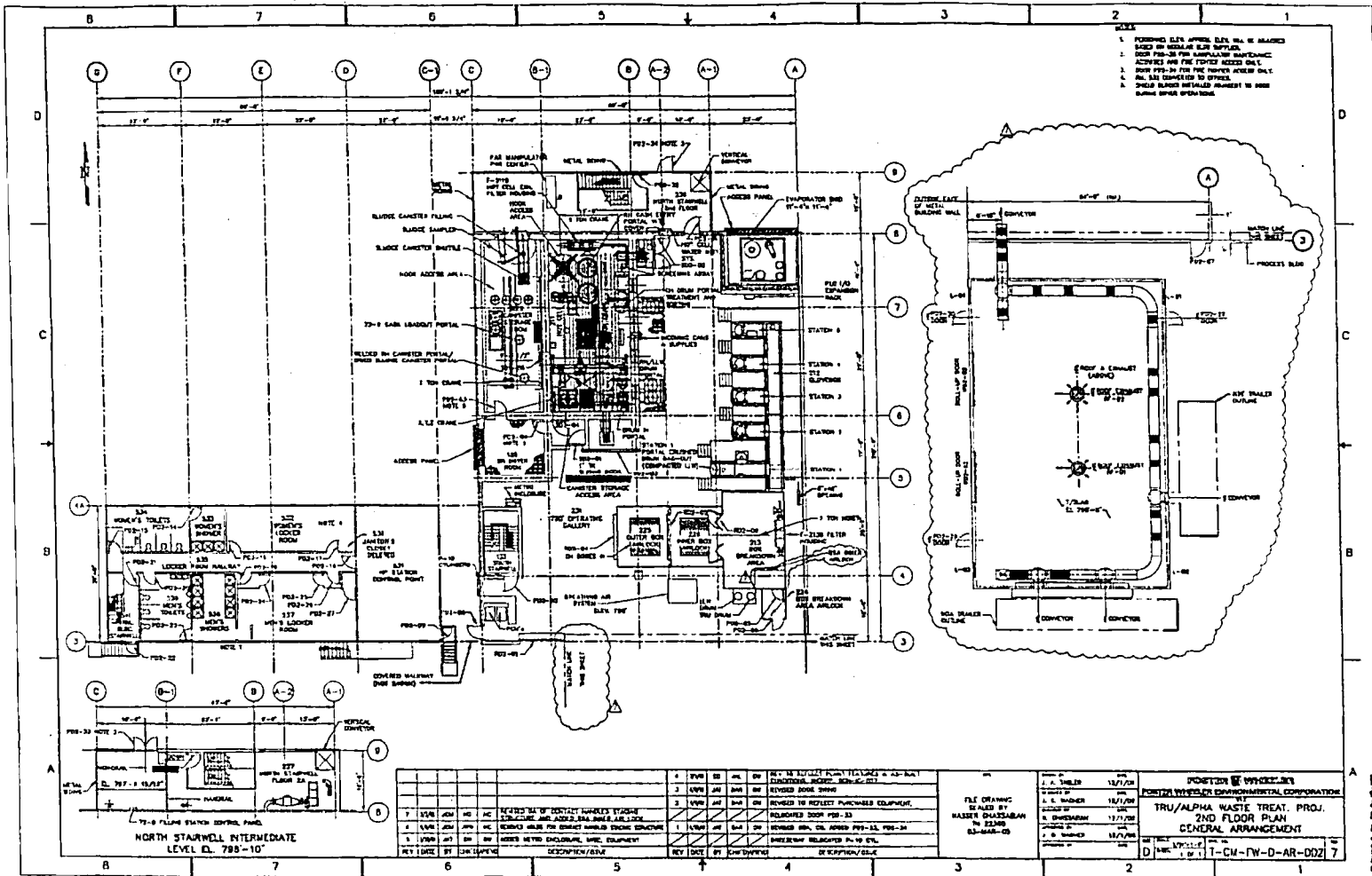
Facilities to support the building Heating, Ventilation, and Air Conditioning (HVAC) and equipment maintenance activities are shown on the 3<sup>rd</sup> floor plan. Sludge processing equipment, located on the 3<sup>rd</sup> floor, receives and dries sludge that is discharged to canisters (located on the 2<sup>nd</sup> floor). The PB ventilation exhaust stack is located on the southeast corner of the PB and extends approximately 90 ft above the first level ground elevation.



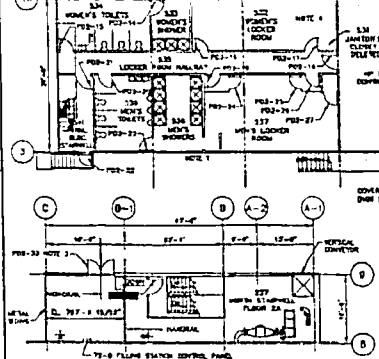




2<sup>nd</sup> Floor



1. FORMING ELEVATOR SHAFT WALL BE BUILT
2. BASED ON ORIGINAL ELEVATOR
3. DOOR PFD-28 FOR RAMP/STAIR HANDICAP
4. ACCESS AND FIRE FIGHTER ACCESS ONLY
5. DOOR PFD-29 FOR FIRE FIGHTER ACCESS ONLY
6. ALL LBS DEMONSTRATED TO OFFICE
7. THESE SUBJECT DETAILS SUBJECT TO BEING
8. DURING OTHER OPERATIONS



NO.	REV.	DATE	BY	CHK.	DESCRIPTION
1	1	11/7/78	AK	AK	REVISED TO REFLECT PURCHASED EQUIPMENT
2	1	11/7/78	AK	AK	REVISED TO REFLECT PURCHASED EQUIPMENT
3	1	11/7/78	AK	AK	REVISED TO REFLECT PURCHASED EQUIPMENT
4	1	11/7/78	AK	AK	REVISED TO REFLECT PURCHASED EQUIPMENT
5	1	11/7/78	AK	AK	REVISED TO REFLECT PURCHASED EQUIPMENT
6	1	11/7/78	AK	AK	REVISED TO REFLECT PURCHASED EQUIPMENT
7	1	11/7/78	AK	AK	REVISED TO REFLECT PURCHASED EQUIPMENT
8	1	11/7/78	AK	AK	REVISED TO REFLECT PURCHASED EQUIPMENT
9	1	11/7/78	AK	AK	REVISED TO REFLECT PURCHASED EQUIPMENT
10	1	11/7/78	AK	AK	REVISED TO REFLECT PURCHASED EQUIPMENT

FILE DRAWING  
 DESIGNED BY  
 HANSEN SHASSABAN  
 P# 22380  
 63-MAR-78

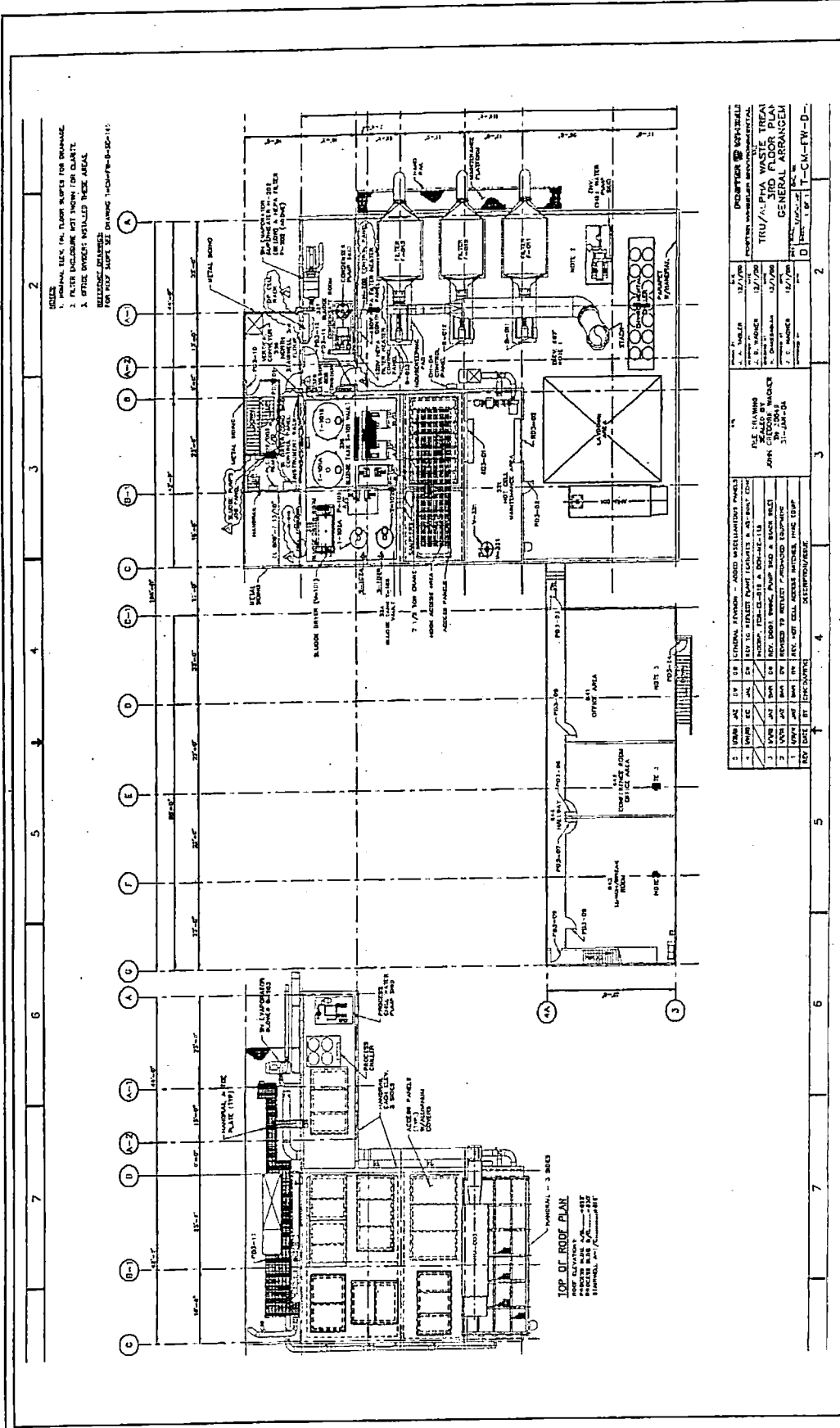
DATE  
 11/7/78

PROJECT  
 TRU/ALPHA WASTE TREAT. PROJ.  
 2ND FLOOR PLAN  
 GENERAL ARRANGEMENT

PROJECT NO.  
 T-CM-TW-D-AR-002

16

# 3rd Floor Plan



## PROCESS DESCRIPTION

The WPF process operation is discussed in this section. The waste treatment processes for the tank wastes (i.e., SN and SL) and the solid wastes (i.e., CH and RH debris wastes) are described. The waste streams are treated to meet the Waste Acceptance Criteria (WAC)<sup>2,3</sup> of either the WIPP or NTS disposal site, as well as the LDRs of the Resource Conservation and Recovery Act (RCRA).

### Tank Waste Processing

Both the SN and sludge treatment flowpaths involve sequential batch processing. Batch processing ensures operational flexibility, material accountability, and an effective process control program. A summary overview of both tank waste stream flowpaths is provided below.

#### Supernate

##### *Overview*

Key drawings for the SN equipment are the Piping and Instrument Diagrams (P&IDs):

T-CM-FW-D-PR-012 thru -020



## SN Characteristics

### *SN Transfer Operations*

The SN Transfer Line is shown in T-CM-FW-D-PR-005

The first step in the SN process is the transfer of the SN via Waste Transfer Pumps from the CIP tanks to either of the tanks T-109, T-103A or T-103B in the PB (6,600 gal working cap).

Receipt of a tank volume of SN is accomplished in a two-hour period.

The outer confinement of both pipelines is monitored for leakage. Workers are not required to be, nor are routinely in the vicinity of, the transfer pipeline. Barriers to personnel commensurate with the dose rates exhibited during transfers are consistent with 10 Code of Federal Regulations (CFR) 835.4.<sup>4</sup>

Transfer observations are made from the control room MMI system and strategically placed Closed Circuit Television (CCTV) cameras monitor the tank vault. The SN tank vault and pump gallery are normally locked high radiation areas and worker access is limited and controlled by the Radiation Work Permit (RWP). The WPF operator instructs the CIP operator to secure the transfer and flush upon reaching the desired tank level. Again, this level is well below the maximum capacity of the tank. Overfill of these tanks would be contained within the SN tank vault "bathtub" designed area.

### *Mixing/Fixation*

After the pre-determined volume of SN is transferred into the SN tank, chemical addition, if required, will be completed.

### *Evaporation*

Each tank volume is isolated, and recirculated, during evaporation through evaporator V-102. The evaporator vapor stream is introduced to superheater H-202, followed by local High Efficiency Particulate Air (HEPA) filtration (F-202). The vapor flow is induced by blower B-202. The discharge of the blower is connected to the general building ventilation, where the vapor concentration is diluted and final HEPA filtration is performed. The combined vapor/air stream is then discharged via centrifugal blowers through the PB stack, which is sampled for radionuclide releases. The evaporator is a forced circulation, steam heated concentrator, utilized to prevent fouling of the heat transfer surfaces. Another design element of the heating element is a tube-size diameter sized to prevent plugging. The wetted parts of the evaporator have been selected for compatibility with the concentrated SN. The recirculation pump was selected for reliability and includes an installed spare. The SN is then sampled, characterized, and treated (if required) within an additional (nominal) 48-hour period. If the SN waste requires sampling after evaporation, it is accomplished utilizing the Isolok™ Sampler system. Each tank is equipped with this shielded remote sampler, which is located outside the SN pump gallery for operator dose reduction. The sampler provides a contamination free environment for sample retrieval. A batch of feedstock for the V-103 dryer is thereby prepared.

### *Evaporator Transfer*

This feedstock is now a concentrated liquid that has been reduced in volume approximately 2.3 times from the untreated as received condition. This concentrated liquid is transferred from the

SN tank farm to the dryer within a triple concentric pipe inside pipe transfer line. This line is shielded in this manner in areas of the plant that have higher worker occupancy.

#### *SN Dryer and Condensate System*

Control of the drying process for the SN and the wash water from the sludges is accomplished remotely from the control room adjacent to the PB (refer to general arrangement drawings in this chapter). Aside from sampling, which is accomplished only as required, no contact interface with the primary process system by the worker is required. Processing is accomplished in normally unoccupied vaults via control room inputs and monitoring of the process equipment. Refer to the General Arrangement drawings in Section 2.4.2. The dryer is fed via the P-105 and P-113 pumps in nominal 375-gal drying batches (initial filling).

An agitated rotary vacuum dryer is used to dry the SN solids. The dryer is designed and fabricated for remote operation and to provide reliability.

The dryer is designed to operate in the batch mode. Transfer rates and quantities made to the dryer are made at a programmed rate based on the solids loading of the feed concentrates.

The unit consists of a 88-cubic foot capacity dryer vessel equipped with a steam-heated jacket and agitator to slowly stir the waste. The agitator is driven by a 25-horse power (hp) electric motor reduced to approximately 10 revolutions per minute (rpm) by a gear reducer. The wetted surfaces are stainless steel. The dryer is equipped with a vapor dome and moisture demister pad to reduce carryover. Vapor produced from the SN dryer is drawn through a condenser. The SN dryer uses a jet pump for water condensation and removal. This water is subsequently transferred to the evaporator.

#### *Liner Filling and Cask Loadout*

The dryer dispenses the dried SN solids and binder mixture in a paste-like consistency into the disposal container, (the "cask liner"). The cask liner is a carbon steel, upright cylinder, remotely closed, DOT strong tight container. The disposal container is connected by a bag-in process by the worker to the dryer discharge prior to the waste discharge and liner filling process. Once this container is filled, the same connection is separated using a sealing and cutting mechanism operated from a distance by the worker. The filled container is capped using local controls for a capping mechanism.

The final waste form is directly loaded into the nominal 208 cubic foot liner, which is inside the shipping cask in the LLW Cask Bay. Each batch of SN solids is discharged approximately every 20 operating hours to the cask liner positioned beneath the dryer. The liner is filled by approximately five or six of these transfers over a period of a few days. Each T-103A/B or T-109 tank's inventory of untreated (or equivalent) waste produces approximately one liner of treated product. The operator refers to the load cells mounted on the cask bogie and the area camera to determine the last batch to be discharged into the liner.

The disposal liner is sized to maintain a free board volume in the liner. The shipment of the full liner and shipping cask is weight limited by DOT regulations. Approximately 17,000 pounds (lb) of final waste form is discharged into the cask liner. The discharge to the liner can be remotely terminated at any time by closure of the dryer discharge valve.

The disposable liner, was placed inside the shipping cask on the bogie prior to starting filling operations. The setup of the cask, liner, liner closure and cask closure are completed prior to filling operations. The filling room (#141), although controlled as a contaminated area, is intended to remain a low contamination area and low dose area with the exception of the secondary lid opening of the cask

## **Sludge**

Key drawings for the SL equipment are the Piping and Instrument Diagrams (P&IDs):

T-CM-FW-D-PR-007 thru -011

Sludge processing is very similar to that of SN and is illustrated by the "Simplified Process Flow Diagram" in Section 2.5.1.1. Sludge is retrieved from the MVSTs by sluicing with potable water. Approximately 900 m<sup>3</sup> of sludge will be transferred utilizing the self contained Mixing and Retrieval System (MRS). On average, five volumes of process water will be used as wash water to mobilize and sluice one volume of SL. Pulse jets of SL slurry are utilized by the MRS to remove accumulated sludges from the MVSTs.

Sludge and excess wash waters (SN) are dried using two independent agitated rotary vacuum

The units consist of 50-cubic foot capacity dryer equipped with a steam-heated jacket and agitator to turn the waste. The agitator is driven by a 25-hp electric motor reduced to 10 rpm by a parallel gear reducer. All wetted surfaces are stainless steel.

The systems operate in a batch mode five days per week, two 12-hour shifts/day. The facility will operate continuously on this schedule with preventive maintenance performed during off days and/or schedule outages over the 15-month campaign.

The water vapor from the sludge dryer will be condensed and collected in a condensate tank for processing identical to the sludge wash water.

The final sludge and SN solids waste forms will contain a small weight percent of water to facilitate their handling, e.g., flowability characteristics and dust suppression. This water content will be well within the limiting condition for gas generation, which is projected to be >25% based on radionuclide levels and other sources of hydrogen in the waste. The process control range for this parameter will be 5-25%.

The dried sludge solids will be an amorphous, granular precipitate. The dried sludge will have a

## **Solid Waste Processing**

### **CH Solid Waste Processing Overview**

Key drawings for the CH equipment are the 1<sup>st</sup> and 2<sup>nd</sup> Floor General Arrangement Drawings:

T-CM-FW-D-AR-001 thru -002

CH solid waste processing is limited to characterization, sorting, segregation, size reduction and repackaging as required to produce CH waste suitable for disposal at NTS or WIPP.



The steps in the CH solid waste processing are graphically and pictorially illustrated in Figures 1-4. The below description characterizes the entire processing path for incoming containers of either LLW or TRU waste. A broad processing overview is provided, followed by detailed descriptions on the individual steps in the overall CH waste handling sequence. Incoming CH waste has three possible disposition routes:

- CH TRU, waste suitable for disposal as TRU waste at WIPP,
- CH LLW, waste suitable for disposal as LLW at NTS, and
- Noncompliant waste, waste which is outside the current contract and safety basis envelope for sorting, segregation, and repackaging; and is returned to DOE for storage.

A list of acceptable CH waste containers is provided to the CH waste storage building operator for selection of a group of containers for transfer from the current CH waste storage building to the WPF. Radiological content information for the containers selected for transfer to the WPF is reviewed by TRU Project personnel prior to authorizing the transfer to ensure that the selected containers are compliant with the TRU Project WAC and will not result in a violation of a WPF inventory limit. Each area of the WPF has specific radiological inventory limits based on Pu<sup>239</sup> for PE Ci and FGE. The FGE limit has a "step out" provision that allows for CH Waste containers, which have a current assay and conform to the WIPP WAC FGE limits for non-machine compacted waste in drums < 100 gal, and structural integrity to be removed from the area FGE limits. The six radiological inventory areas of the WPF are:

1. CHSA and surrounding area
2. Second level of the PB
3. CHGB
4. DACs Area, which includes the road from the second floor of the PB to the DACs and the area west of DACs to the wye in the roads for staging
5. Lower level (first floor) of the PB
6. 30 Ton Crane Bay and surrounding area

Approved containers are unloaded near the roll-up doors to the CHSA so that a thorough visual examination and radiological survey can be performed to verify conformance with the TRU Project WAC. Noncompliant waste may be discovered at this step and several other steps in the process. Noncompliant containers are managed in accordance with the Container Management Program (CMP). Compliant containers are typically staged in the CHSA until they are characterized via NDE and NDA, however, larger containers (boxes and drums > nominal 85 gal) that are too large to fit in the NDE and NDA equipment may be taken directly into the PB. Noncompliant containers identified during NDE or NDA are managed in accordance with the CMP.

Smaller containers (e.g., 55- and nominal 85-gal drums) are staged in the CHSA on either the floor or the conveyors while awaiting NDE and NDA. Drums may be placed on metal pallets for ease of handling and more compact staging. Drums may only be stacked a maximum of two drums/metal pallets high. Drums identified as RCRA characteristic waste are stored on metal secondary containment spill pallets or overpacked until NDE confirms that no free liquids are

present in the drums. Upon completion of NDE and NDA, drums which require sorting, segregation or repackaging are staged for transfer into the PB. CH-TRU drums which meet or are expected to meet the WIPP WAC after NDE and NDA results are reviewed/approved and moved (individually or on metal pallets), using electric, propane, or diesel powered forklifts, to the DACs for Drum Aging. CH-LLW drums which meet or are expected to meet the NTS WAC after NDE and NDA results are reviewed/approved and are moved (individually or on metal pallets), using electric, propane, or diesel powered forklifts, to the 30 Ton Crane Bay area where they are staged for loading into a LLW shipping container upon confirmation that they are CH-LLW. Drums are moved into the PB using the drum conveyor, electric forklifts or manual drum dollies.

Drums and boxes are staged in Room 231 on the second level of the PB while awaiting sorting, segregating, size reduction (if required), and repackaging in the CHGB. Smaller drums (< nominal 85 gal size) are typically handled in the GB, but may also be handled in the BBA along with the larger drums and boxes. Drums are transferred into the GB via the drum airlock in Workstation #1 while containers are transferred into the BBA via the outer and inner airlock. Containers are opened in the CHGB and the waste contents are removed from the containers for sorting, segregation, size reduction, characterization (e.g., visual examination, surveys for surface contamination, litmus paper for liquid characterization...) and repackaging as required to produce waste drums suitable for disposal at either WIPP as CH-TRU at NTS as CH-LLW or return to another DOE contractor as noncompliant waste. Drums of repackaged waste are removed from the GB via one of the 4 drum load out stations and drums of repackaged waste are removed from the BBA via the drum load out portal south of the BBA. New container identification labels are typically applied after radiation contamination surveys have been completed to verify acceptable levels of loose surface contaminations.

Repackaged waste contained in metal drums is moved back into the CHSA for another assay via NDA to ensure that the repackaged drum meets the respective disposal site WAC limits: WIPP WAC for CH-TRU, NTS WAC for CH-LLW. Upon completion of the NDA for repackaged waste, the waste drums are moved to either the DACs for CH-TRU or to the 30 Ton Crane Bay area for CH-LLW. CH-LLW drums/boxes are staged on the 30 Ton Crane Bay pad until the LLW-Waste Certification Official (WCO) authorizes loading of the CH-LLW drums/boxes into the LLW cargo container (an IP-2 type, sealed 10 ft or 20 ft long cargo container typically referred to as a Conex container) or standard waste boxes or other DOT approved conveyance. CH-LLW may also be staged on the lower level of the PB. Three LLW cargo containers are typically located in the 30 Ton Crane Bay area. Typically, two cargo containers will be loaded with drums and awaiting NTS authorization for shipment/disposal while the third container will be partially full. Typically, two 20 ft cargo containers are shipped on a single conveyance to minimize shipping costs. DOT compliant shipments of CH-LLW are transferred from the 30-Ton Crane Bay area to the WPF west gate and shipped over public roads to NTS.

CH-TRU waste will undergo Drum Aging in the DACs until the WIPP Drum Aging Criteria (WIPP-DAC) for WIPP, typically 11 days, is met. CH-TRU waste may be moved out of the DACs prior to completion of the WIPP-DAC, but may not be sampled for headspace gas prior to completion of the minimum WIPP-DAC and equilibration. CH-TRU waste removed from the DACs is transferred across the 30 Ton Crane Bay area and into the first floor of the PB. CH-TRU drums which have completed or nearly completed the time for WIPP-DAC are moved

into the first floor of the PB, typically Room 122 or Room 132, for Equilibration (i.e., container must be staged in an area  $> 18^{\circ}\text{C}$  for at least 72 hours). The last 72 hours of Drum Aging may be performed concurrent with Equilibration. CH-TRU drums which have completed Equilibration undergo HSGS in Room 122. After HSGS, CH-TRU drums are staged in the first level of the PB or the 30 Ton Crane Bay area while awaiting return transfer to DOE for local storage. Loading of TRUPACT-II shipments for WIPP is not planned in the scope of this revision of the TRU/Alpha LLW Treatment Project DOCUMENT. CH-TRU drums are loaded on the conveyance for return transfer to another DOE contractor.

### *Drum Receipt/Staging at the CHSA*

The inventory limits for the CHSA, NDE unit, NDA unit, and surrounding area south of the PB from the eastern fence to the western end of the Personnel Building are as follows: 650 PE Ci, and 200 FGE (Pu239). The FGE limit for the CHSA does not apply to containers in the DACs or in the first or second level of the PB or in the 30 Ton Crane Bay area. Drums in the CHSA remain part of the FGE limit until a drum assay is performed, reviewed and approved which demonstrates conformance of the waste drum with WIPP WAC FGE criteria for non-machine compacted waste and the waste container meets the structural integrity criteria of the WIPP WAC. CH-TRU (meets the WIPP WAC) and CH-LLW (meets the NTS WAC) have been analyzed to be criticality incredible for storage in an infinite array.

The CH waste, in drums up to a nominal 85-gal in size, is received at off-loading areas west of the CHSA and adjacent to the second floor of the PB, or at the roll-up doors to the CHSA. Approximately 40 drums are expected to be received from ORNL storage facilities with each shipment so there will be the opportunity to campaign and repackage the waste to meet WIPP and NTS WAC. The incoming waste containers are visually inspected to ensure that the container identification and marking matches the approved transfer authorization. Containers which have not been pre-approved are not unloaded. Pre-approved containers are individually unloaded from the transfer container or trailer to the ground for visual inspections and surveys. The incoming waste containers are visually inspected, and surveys for radiation and contamination are performed prior to acceptance. Noncompliant (i.e., waste that does not meet the TRU/Alpha Low Level Waste Treatment Project WAC) containers, or containers that would increase the site inventory above the site inventory limits, are not accepted, and are returned to DOE. Should a noncompliant container be discovered after acceptance by the WPF, the container is dispositioned in accordance with the WPF CMP. Typical response actions are notification of TRU Project management and DOE Contracting Officer Technical Representative (COTR), clear identification/tagging of the noncompliant container, segregation from compliant waste, evaluation of the potential hazards for the noncompliant container to verify that the container may be safely handled, overpacking of drums (overpacking of boxes is impractical due to their size and unnecessary due to the low activity level of the boxes), and staging inside the PB until they can be returned. CH waste may not be pre-approved or accepted that would cause the radiological inventory of the CHSA to exceed the inventory limits.

The compliant drums are then staged with other drums within the CHSA. The drums may be staged on the floor or on a manual roller conveyor positioned along three walls of the CHSA. The conveyor is used to transfer drums to and between the NDA and NDE process locations as well as into and out of the PB. The conveyor is nominally level and approximately 18 in. above

the floor. At three locations, manually controlled hydraulic lift stations raise individual drums to the level of the feed conveyors to the nondestructive characterization units, an increase in height of approximately 50 in. The feed conveyors are powered, remote operable, bi-directional conveyors that are operated by the interrogation unit operators as part of those process operations. The interrogation units accommodate a single drum at each portal. Each drum received at the CHSA is individually interrogated by performing NDE and NDA. The preferred sequence for incoming drums is NDE followed by NDA, however, NDA may be performed prior to NDE.

### *Visual Examination, Repackaging in the CHGB*

PB/Room 231 Inventory Limits-The inventory limits for Room 231 in the second floor of the PB, including the contents of CHGB, are as follows: 650 PE Ci, 200 FGE (Pu<sup>239</sup>), and 230 55-gal drums or equivalent volume for oversized containers. Drums staged in the first floor of the PB that have not met the exemption criteria for FGE (i.e., have not yet been assayed to verify conformance to the WIPP WAC FGE limits for non-machine compacted waste in drums) are also counted towards the 200 FGE Pu<sup>239</sup> inventory limit for the PB.

The 55-gal and nominal 85-gal drums that do not contain compliant CH-LLW enter the PB for visual examination and repackaging on the second floor via the conveyor access on the south wall. Once inside the PB, the drums are staged for processing in Room 231. Drum movements inside the Process B are accomplished using manual or electric lifts or forklifts or a wall mounted jib crane on the south wall of Room 231. From staging, the drums are moved individually to the GB airlock at Station 1 or into the BBA via the airlocks. Once inside the GB airlock, the drum is moved to the drum tipper. Once on the drum tipper at Station 1, the drum lid is removed using non-sparking tools and the drum contents are emptied into sorting trays. The waste articles are sorted and segregated manually by operators via glove ports, and repackaged at one of the four load-out stations along the GB.

Waste sorting, segregating, characterization and repackaging is limited to that necessary to meet the WIPP and NTS WAC. As many as seven drums of waste may be in the GB at any time, including each of the four load-out stations, which may have a load-out drum in process. Approximately one drum equivalent per hour is expected to be processed through the GB.

The now emptied incoming 55-gal and nominal 85-gal drums are typically compacted prior to their final certification and shipment for disposal as secondary waste. Drums that are suitable for disposal at NTS are packaged in an overpack drum that is moved from GB Station 1 to the NDA unit and subsequently to the 30 Ton Crane Bay area for subsequent loading into a CH-LLW cargo container in the 30 Ton Crane Bay area.

### *NDA for Disposal*

The CH TRU and CH-LLW compliant drums prepared at the GB or BBA are subsequently moved back to the CHSA and routed through the NDA unit for final assay characterization. After the final NDA is completed, the CH TRU and CH-LLW drums are moved individually or on a metal pallet by forklift from the CHSA to the lower elevation of the PB. Drums which do

not meet the WAC for WIPP as CH-TRU or NTS as CH-LLW are returned to the CHGB for sorting, segregation and repackaging,

#### *DAC/HSGS/Staging for Disposal*

Like the NDA and NDE equipment, instrumentation associated with HSGS is subcontractor-provided and not part of the permanent fixed plant equipment. Like the other such equipment it is discussed herein but not described in detail.

As described earlier, the CH LLW compliant drums or boxes are loaded into a cargo container, enclosed van or onto a flatbed for shipment to NTS at the 30 Ton Crane Bay. The CH TRU compliant drums are staged in Drum Aging Containers (DACs) for a period of time (nominally 10 days) to meet the WIPP-DAC. The DAC are weather resistant enclosures similar to cargo containers with gravity powered, metal conveyors on the floor. Drums are placed on metal pallets that are positioned on the conveyors. The metal palleted drums are accessed for subsequent handling from the opposite end (east) of the container. Metal palleted drums are typically removed from the DACs after meeting the WIPP-DAC cycle time requirements, however, they may be removed prior to meeting the full WIPP-DAC cycle time. CH-TRU drums removed from the DACs are then forklifted to the first floor of the PB or other temperature controlled inventory control area and allowed to thermally equilibrate in an environmentally controlled area (typically either in Room 132 or 122). After a 72 hour equilibration period above 18°C, the CH TRU drums may be headspace gas sampled in Room 122 when performing real time analysis using the on-site HSGS equipment.

System purge and calibration gases are used daily in the HSGS process to prevent cross-contamination of samples, and to ensure optimum analytical accuracy. Compressed hydrogen, nitrogen, helium, and zero grade air are secured in cages on the 30-Ton Crane Bay.

The hydrogen supply tubing is routed from the Hydrogen Main Supply Cylinder along the Personnel Building retaining wall to the Hydrogen Day Reservoir 3-Way Fill/Discharge Valve. The hydrogen supply tubing continues on from the outlet of the Hydrogen Day Reservoir 3-Way Fill/Discharge Valve through the west wall of the PB and then through the 134 East-West Hallway. The hydrogen supply tubing is then routed through the wall into Room 122 where the hydrogen is routed to the GC/MSu in Room 122. The hydrogen supply tubing is nominal ¼" O.D. stainless steel. NFPA 801 "Standard for Fire Protection for Facilities Handling Radioactive Materials," refers to NFPA 50A "Standard for Gaseous Hydrogen Systems at Consumer Sites" for the storage and handling of flammable gases. The HSGS hydrogen supply system is exempt from the requirements in NFPA 50A-1999, since the HSGS hydrogen supply system is comprised of a main hydrogen supply compressed gas cylinder having a total hydrogen content of less than 400 standard cubic feet and an intermediate compressed gas cylinder (Day Reservoir) having a total hydrogen content of less than twelve standard cubic feet. Even though this system is exempt from NFPA 50A, the hydrogen cylinder locations, outdoors in the 30 Ton Crane Bay and outdoors south of the DAC containers, have been selected to conform to NFPA 50A-1999, Table 3-2.1 "Preferred Locations of Gaseous Hydrogen Systems" for small systems (less than 3,500 standard cubic feet).

NFPA 45-2004, "Standard on Fire Protection for Laboratories Using Chemicals" was consulted for guidance since NFPA 50A is applicable to larger hydrogen systems. The HSGS hydrogen supply system uses a single main hydrogen supply cylinder, typically a DOT 3AA2400 cylinder, with a nominal internal volume of 1.8 cubic feet, or other DOT approved cylinder for hydrogen service. NFPA 45, Section 11.1.6.5 allows the use of flammable gas storage cylinders with less than or equal to 6.0 standard cubic feet internal volume in laboratory work areas of 500 sf or less. Room 122, where the HSGS system is located, has a nominal work area of 728 sf, so the use of a single DOT 3AA2400 cylinder of hydrogen is within the limits of NFPA 45.

The HSGS hydrogen supply system has been designed to minimize the total volume of hydrogen and to minimize the rate of hydrogen leakage, both inside the PB and outdoors, in the event of a breach/leak in the cylinder valve, tubing or downstream components. The key components of the HSGS Hydrogen Supply system are as follows:

- Hydrogen Main Supply Cylinder (maximum operating volume less than 400 standard cubic feet at standard temperature and pressure)
- Hydrogen Main Supply Cylinder Storage Cage
- Hydrogen Main Supply Cylinder Valve Outlet Restrictive Flow Orifice (RFO)
- Hydrogen Main Supply Line Manual Isolation Valve
- Hydrogen Main Supply Pressure Regulator and Indicator
- Hydrogen Main Supply Pressure Safety Valve
- Hydrogen Main Supply Cylinder Isolation Area
- Hydrogen Supply Tubing
- Hydrogen Day Reservoir 3-Way Fill/Discharge Valve
- Hydrogen Day Reservoir (maximum operating volume less than 12 standard cubic feet at standard temperature and pressure)
- Hydrogen Day Reservoir Storage Cage
- Hydrogen Day Reservoir Rupture Disk
- Hydrogen Day Reservoir Pressure Regulator and Indicator
- Hydrogen Day Reservoir Pressure Safety Valve
- Hydrogen Day Reservoir Inlet/Drain Nozzle Flow Orifice
- Hydrogen Day Reservoir Discharge Isolation Valve

- Hydrogen Day Reservoir Manual Flow Regulator/Indicator

The Hydrogen Main Supply Cylinder, which contains a nominal expanded gas volume at STP of 336 cubic feet, is connected to the HSGS Hydrogen Day Reservoir via a 3 port, "L" configuration, 3 way valve. The 3 way valve prevents the Hydrogen Main Supply cylinder from bypassing the Hydrogen Day Reservoir. The 3 way valve allows only two hydrogen flow paths:

1. Hydrogen Day Reservoir Fill Position – Hydrogen can flow only from the Hydrogen Main Supply Cylinder to the Hydrogen Day Reservoir.
2. HSGS Normal Operations Position – Hydrogen can only flow from the Hydrogen Day Reservoir to the HSGS system.

The maximum expanded hydrogen volume at standard temperature and pressure contained by the Hydrogen Day Reservoir at maximum operating pressure is < 12 cubic feet, so no more than 12 cubic feet of hydrogen could be released into the PB by a breach/rupture of the gas delivery tubing or downstream components. The use of the limited capacity HSGS Hydrogen Day Reservoir and the limited hydrogen flow rate due to the small hydrogen tubing size (nominal 1/4" O.D, nominal 0.210" I.D.) and passive restrictive flow orifices provides additional defense in depth for worker safety.

#### RFOs

a) The Hydrogen Main Supply cylinder utilizes a CGA 350 valve equipped with a Restrictive Flow Orifice (ID<0.02" orifice diameter). Since the standard commercial RFO is external to the main cylinder (i.e., in the outlet port of the cylinder valve), the RFO is presumed to be removed in the postulated event where the cylinder valve is snapped off at the neck of the cylinder. Isolation/separation from the MAR is needed to mitigate the potential dose consequence related to this event.

b) The Hydrogen Day reservoir is equipped with a custom designed flow orifice, basically a section of threaded and bored out solid rod. The orifice will still retain its flow restriction function even if the flow orifice snaps off at the neck of the Hydrogen Day Reservoir, since the actual orifice is protected inside the threaded portion of the day reservoir inlet and outlet nozzles. The restrictive portion of the flow orifice is retained in the inlet/outlet nozzles (threaded portion of the day reservoir) and still limits the release rate of hydrogen.

#### Hydrogen Main Supply Cylinder Isolation

- The isolation area for the Hydrogen Main Supply cylinder in use (i.e., cylinder valve protection cap removed and cylinder connected to the PB hydrogen supply tubing) is a passive design feature.
- The Hydrogen Main Supply cylinder is located in a vented storage cage west of the 30 Ton Crane Bay, due south of the center of the DAC storage area, against the concrete retaining wall.

- Fencing and lockable gates are installed between the East and West ends of the DAC containers and the retaining wall creating a Hydrogen Main Supply Cylinder Storage Cage isolation area with a nominal 9 ft isolation distance between the installed (i.e., connected to hydrogen supply system) Hydrogen Main Supply Cylinder to minimize the potential for damage to the hydrogen storage system due to activities in the general area and control access to the isolation area. The isolation area also minimizes the potential damage to CH waste containers. The gates on the fence are normally locked closed and require Waste Operations Lead or Operations Manager authorization (verbal or written) to unlock the gates.
- The fencing on the eastern side of the DAC containers will be located approximately 2 ft from the eastern edge to allow access to the DAC container pneumatic controls.
- Additional spare full hydrogen cylinders and empty/partially full hydrogen cylinders are stored in the flammable gas storage racks in the west laydown storage area and hydrogen cylinders are received or loaded at a shipping/receiving area located more than 100 ft from the closest CH waste inventory control area. Typically, a full hydrogen supply cylinder is transferred from the west laydown storage area to the Hydrogen Main Supply Cylinder Storage Cage only when it is time to change out the Hydrogen Main Supply Cylinder (e.g., spare full cylinders are not routinely stored in the Hydrogen Main Supply Cylinder Storage Cage):
- The Hydrogen Main Supply Cylinder Valve and the Hydrogen Main Supply Line Manual Isolation Valve are normally closed and only opened when refilling the Hydrogen Day Reservoir.
- The Hydrogen Day Reservoir is located in a vented storage cage on the south end of the 30 Ton Crane Bay.

Due to the passive, fail-safe, design features of the Hydrogen Supply system, extensive administrative controls similar to those used for SN Transfer Operations are not required.

- Cylinders of mixed calibration gases are secured in cylinder racks in Room 122 in close proximity to the analytical equipment, and are connected directly to the GC/MSu with stainless steel tubing.

There are also small portable cylinders of isobutylene in air at 100 ppm stored in lockers within Room 122 for use at the GC/MS. Cylinder temperatures are maintained with electric powered heat tracing and insulation. Non-flammable compressed gas cylinders that do not require temperature control (e.g., nitrogen, helium, zero grade air) are secured in cylinder racks in the 30 Ton Crane Bay.

The Sample Port installer and HSGS units are located in Room 122 of the PB. Plant air is provided to the Sample Port installer and HSGS units at 80-100 psi. Room 122 is equipped with a smoke detector to activate the fire alarm system. A manual pull station and two fire extinguishers are located outside of, but near Room 122 in the 134 Hallway. Conditioned supply air is provided to the first floor of the PB to maintain a controlled environment as required for the temperature equilibration of waste drums and for operation of the HSGS unit, as well as for



operator comfort. Exhaust air from Room 122 is HEPA filtered to meet design ventilation air-flow rates and negative pressure atmosphere zones with the PB. A portable Alpha Continuous Air Monitor is typically operated in Room 122 during sampling operations.

After HSGS, the CH TRU drums are staged on the first floor of the PB or in the 30-Ton Crane Bay area for transfer to DOE's storage facilities for later shipment to WIPP.

#### *Box and 110-Gal Drum Receipt and Staging*

Larger waste containers (i.e., boxes and 110-gal drums) are expected to be transferred typically one or two boxes or 6 drums at a time from the ORNL storage facilities. Upon receipt, these larger containers are visually inspected and surveyed, then staged in the CHSA or PB, or transferred directly into the BBA for visual examination and repackaging.

#### *Box and 110-Gal Drum Visual Examination, Repackaging*

Boxes with dimensions up to 120 in. x 96 in. x 114 in. and 110-gal drums are accommodated in the BBA. The BBA will accommodate one box or 110-gal drum at a time. Smaller drums that may not be easily handled in the GB (e.g., overpacked drums such as a 55 gal drum overpacked in a nominal 85 gal drum) may also be processed within the BBA. Boxes and drums enter the BBA via a series of two airlocks. Within the BBA, the box or drum lid is manually removed using non-sparking tools. Additionally, gas sampling may be performed as the lid is initially raised to ensure the container headspace does not contain a hazardous atmosphere. Gas sampling evaluation may include oxygen, carbon monoxide, or Lower Explosive Limit (LEL) levels. After the visual inspection it may be necessary to replace the lid to allow the proper level of preparation for removing and disassembling the contained waste with appropriate protection for the operators. The waste articles are inspected, removed, size reduced, and sorted manually within the BBA, and either packaged for disposal directly from the BBA or processed through the GB. Processing of this waste through the GB is identical to the methods used for CH solid waste received in 55- or nominal 85-gal drums.

Waste exiting the BBA through the drum/box load-out portal is dispositioned in the same manner described for drums produced at the GB load-out portals.

#### **RH Solid Waste**

The RH TRU processing approach is similar to that of the CH waste except that it is processed in separate hotcell containment and utilizes integral processes to accommodate the special characteristics of this waste stream. The overpacked RH concrete casks received from DOE are inspected and surveyed, then transferred inside the PB on the first floor. RH casks with a maximum 16,000-lb gross weight may be accommodated. Sampling is not performed since all of the casks are opened and emptied. Initial NDE/NDA is not performed on the RH casks since all waste will be removed. Assays will be performed on separate waste stream articles or 55-gal drums.

Prior to removing RH TRU material, the concrete cask overpack will be mated up to the hotcell. The redundant overpack-to-hotcell seal precludes contamination spread to the exterior surfaces

of the cask and minimizes exposure of the cask exterior surfaces to contamination from the hotcell environment. A specifically designed, hydraulically operated, Lid Extraction Tool (L.E.T.) is used to remove the concrete cask lid. An over-head crane is then used to remove the cask lid. The concrete cask contents, which consist of 3-gal plastic buckets, 1-gal paint cans, bags and miscellaneous waste from breached packages, is retrieved using an overhead power manipulator or vacuum tools.

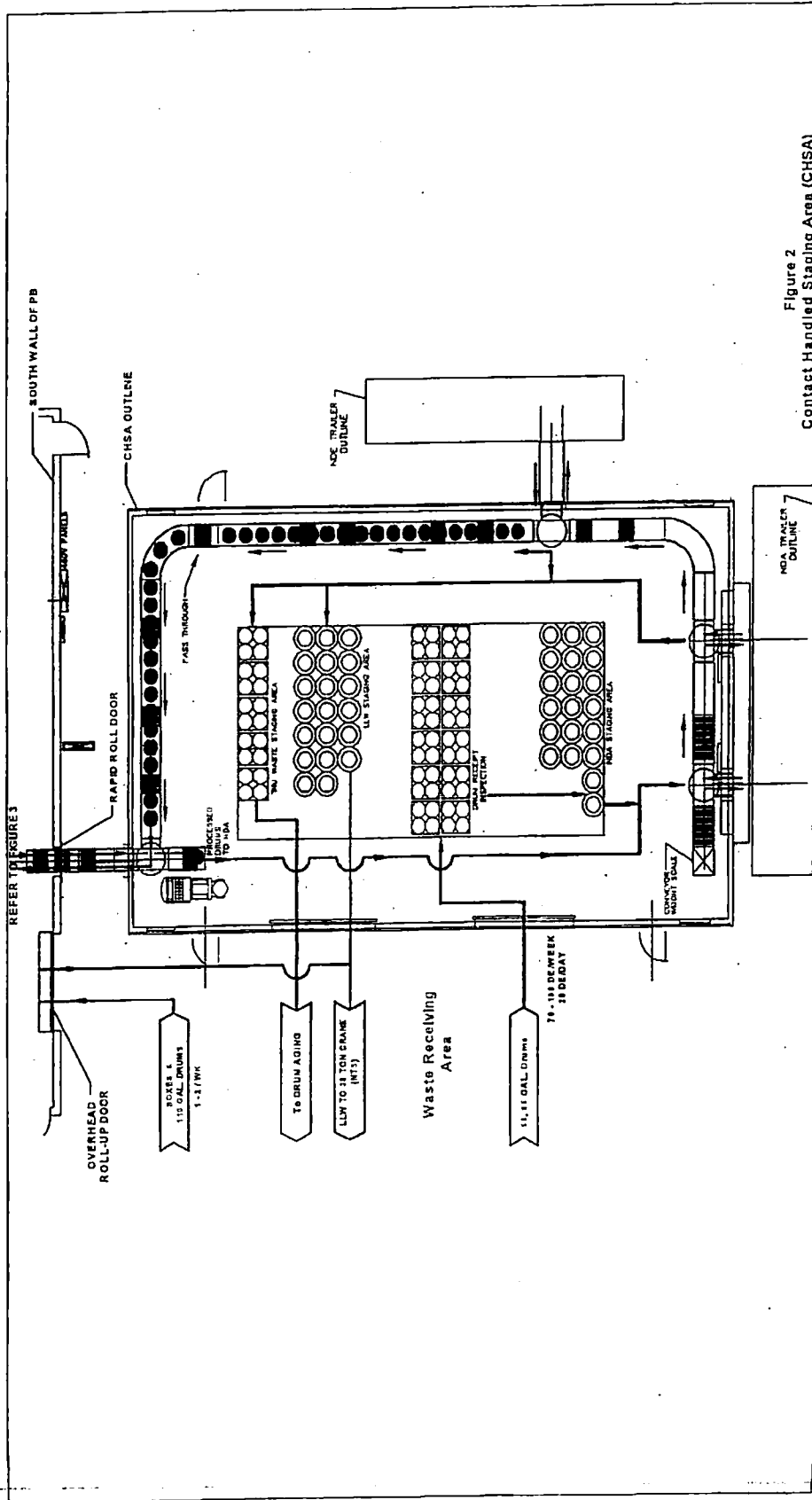
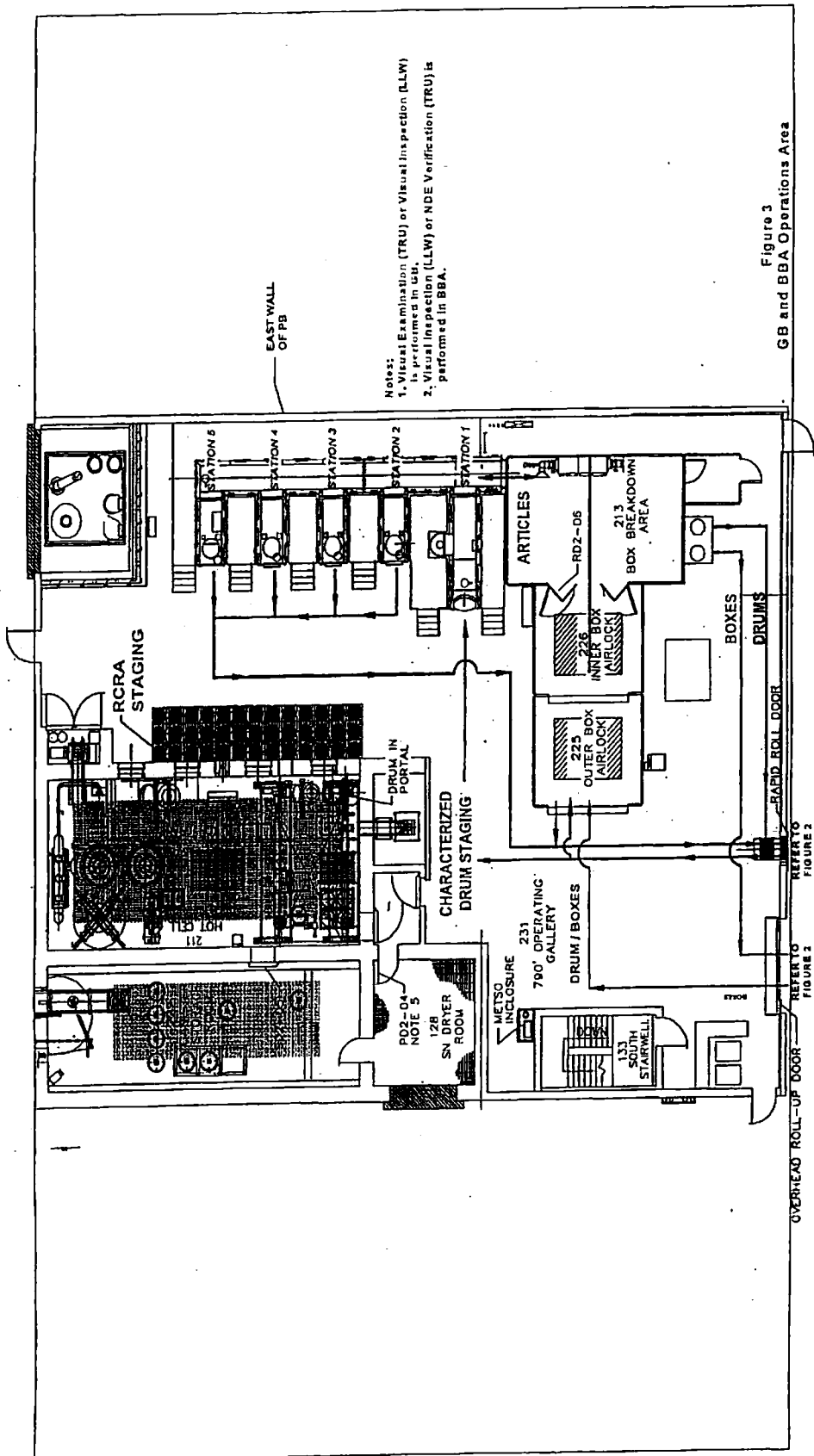


Figure 2  
Contact Handled Staging Area (CHSA)



Notes:  
 1. Visual Examination (TRU) or Visual Inspection (LLW) is performed in CB.  
 2. Visual Inspection (LLW) or NDE Verification (TRU) is performed in BBA.

Figure 3  
 GB and BBA Operations Area

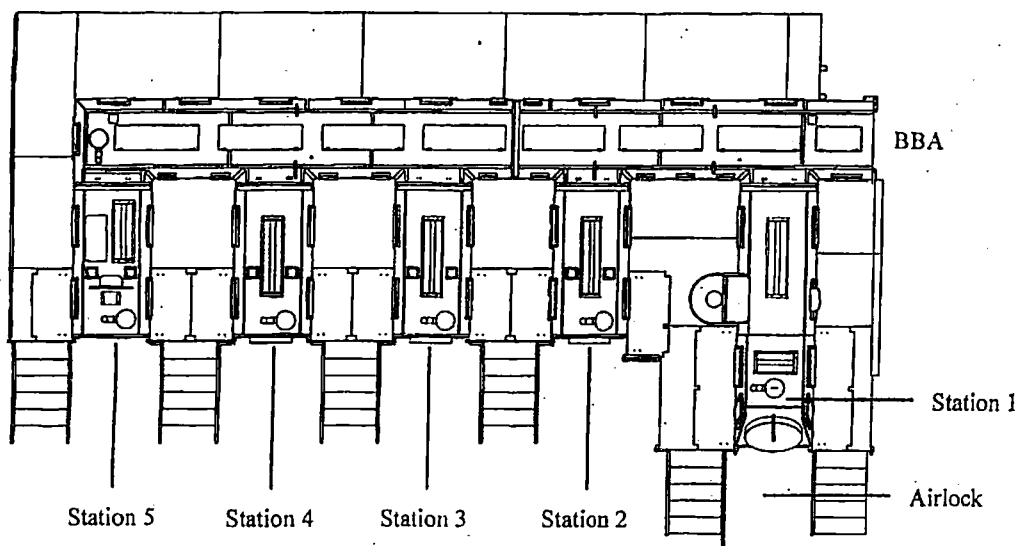


Free liquids, if present in the bottom of the cask, are solidified or stabilized using absorbents.

Size reduction tooling is installed to break down oversize RH TRU waste that is too large to fit into a canister. Waste identified by a local gamma and neutron detector to be CH is routed promptly and without further processing to the CH processing GB or packaged to meet the WIPP/WAC. The hotcell is equipped to segregate and optimize repackaging the waste to the WIPP or NTS WAC. Waste which is deemed compliant (i.e., compliant with LDR requirements and not containing WIPP-prohibited items), is compacted and loaded into canisters docked at the load-out port on the hotcell. High activity LLW that is segregated in the sorting operation is loaded out into shielded drums at a separate load-out port.

## CONFINEMENT SYSTEMS

### Glovebox Design



The CHGB is a stainless steel, negative pressure enclosure with windows, glove ports, shielding, internal process equipment, required utilities (electrical/hydraulic/mechanical services), HVAC connections, support stands, and ancillary equipment to maintain the internal environmental conditions. The GB is attached to the BBA enclosure to facilitate repackaging the TRU waste contained within the boxes. The combined unit, which includes the GB and BBA work area (Room 213), but excludes the inner and outer box airlock (Rooms 226 and 225) is referred to as the CHGB.

In addition to the pre-action sprinkler system installed in occupied areas within the PB and the inner and outer box airlocks, the CHGB, is equipped with a nitrogen charged, manually actuated, water mist system for protection of the CHGB in the event of a fire inside the CHGB. The CHGB has six mist-protected zones (one for each of the five GB workstations and one for the BBA, Room 213). Distribution piping is mounted outside the CHGB, with nozzles located

inside the GB over the waste sorting trays and just below the ceiling of the BBA. Each GB zone is operable via the manual pull station on the west side of the GB and the BBA zone is operable by either of two manual pull station, one inside and one outside the BBA Personnel Airlock. The mist system has a water capacity of 150 liters, comprised of three cylinders with 50 liters each. The system is designed for manual actuation of each zone independently. Each zone is protected by two water mist nozzles capable of atomizing approximately 3.5 liters of water per minute. The mist system can provide approximately 10 minutes duration of protection for up to two zones. The duration of protection is adequate to ensure worker egress from the CHGB and provides protection until the ORNL Fire Department can respond.

The GB equipment is designed in accordance with the following:

- The GB is designed to process approximately 1,000 cubic meters (m<sup>3</sup>) of CH solid waste contained in drums or boxes over an estimated 12 months duration.
- Guidelines for GB construction are provided in AGS-G001.<sup>5</sup>
- The GB is designed integral with the process off-gas system to preclude the release of radioactive or other hazardous material into the working environment. HEPA filtration is provided locally on the supply air and the exhaust air connections. Instrumentation is provided to monitor the pressure differential across the exhaust filters. Inline with the HEPA filtered exhaust from the GB is an activated carbon filtration system to trap VOCs if encountered. The GB is designed and tested for a maximum pressure differential of 3 in. water column (wc) with a typical operating range of -0.5 to 1.50 in. wc relative to Room 231. The GB is operated as a sealed, negative pressure system to cut off the supply of air in the event of a GB fire. The supply air slide gates are normally closed during GB operation (i.e., exposed waste present in the GB) and are only opened during recovery from an atypical event (e.g., to reduce smoke/moisture levels following an actual fire or inadvertent mist system activation) or for maintenance evolutions to reduce airborne contamination levels.
- A working platform provides access to the glove ports and viewing windows.
- Access to the GB interior is as follows:
  - Process Materials – Via airlock or bag-in/bag-out portals
  - Operational/Maintenance – Via gloves or temporary enclosures connected to windows
  - Services – Via sealed feed-throughs (e.g., electrical cable glands, pneumatic connectors with backflow protection, cartridge bearings for power transmission)
- The GB shell is designed as an all-welded, 10 gauge, stainless steel, unibody construction with stiffening members. Polished 304L stainless steel is used for the shell, internal stiffeners, and internal equipment supports. Fillet welds on the interior are ground to a smooth finish. The fastening method to attach equipment to the GB shell does not require a penetration of the enclosure shell, therefore, drilled and tapped holes were avoided.
- Inlet air can be provided to the GB through push-through HEPA filter assemblies.
- Internal surfaces exposed to waste have a No. 4 mill or smoother finish to facilitate decontamination or appropriate strippable coatings.
- Where feasible, interior corners are free of welds and rolled to a 2" radius.

- GB windows are noncombustible.
- Cameras, when used, and lights are mounted externally.
- Glove installations are of a standard glove replacement type. Damaged and replaced gloves are deposited in the appropriate waste load out drum.
- One inch carbon steel shielding and shield supports are provided on the GB.
- Airlock between GB and BBA is made from fire retardant material.
- A metal penetration seal between the GB and BBA is used when the airlock is not installed/needed.

Drums enter the GB line through an airlock attached to the Station 1. Drums are lifted horizontally and placed into the airlock using an electric-powered drum handler. Once the drum is positioned, the outer door to the airlock is closed and the inner door to Station 1 is opened. The drum is moved through the inner door using a hydraulic-powered positioning assembly, which is retracted once the drum is in place in Station 1.

Drum venting is performed prior to transfer of drums to the WPF, however, drum opening is still accomplished using non-sparking tools since some VOCs are heavier than air and may remain at concentrations above the LEL even in vented drums. Lid removal is performed within the GB. Waste is removed from drums manually through glove ports in the GB. A drum tipper aids operators in emptying the drum contents onto sorting trays.

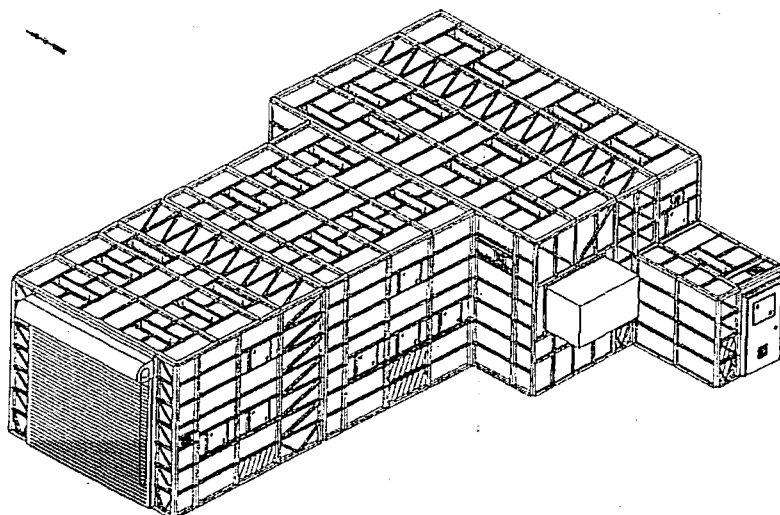
The GB receives whole drums up to nominal 85-gal in size individually through the airlock. The contents of the drums, which have been characterized by NDA and NDE techniques upstream in the process, are then distributed into sorting trays, as required. Waste is manually sorted and segregated within the GB to remove prohibited items specified in the WIPP and NTS WACs, segregate materials that are low level radioactive waste, manage high-activity materials, and separate radiolysis sources from cellulosic materials that could present gas generation problems. The sort/segregation operations are integrated with the waste certification plans.

Two hydraulic compactors are integrated into the GB – an empty drum compactor at Station 1 and a waste compactor at Station 5. The power supply and hydraulic units are mounted external of the stations. Fire resistant hydraulic fluids are used in each unit. Safety interlocks mounted external to the stations prevents the inadvertent operation of the compactors.

Drummed waste is removed from the GB using standard bag seal-cut methods, and then transferred to the CHSA for final assay.



## Box Breakdown Area Design



The BBA is a metal enclosure capable of handling the design basis box of dimensions of 120 in. length, 96 in. width and 114 in. height. The largest inventoried boxes may be moved in upright. Drums may also be processed in the BBA. The box or drum that contains the CH waste is placed in the BBA containment and opened using non-sparking tools. While the BBA has been designed to accommodate larger boxes and drums, it may also be used for the sorting, segregating, and repackaging of smaller drums as well. The containment accommodates only one design basis box at a time. The BBA is constructed using 22-gauge stainless steel sheeting attached to carbon steel angle coated with an industrial coating. The panel sections are bolted together and the seams sealed with silicon caulking and a layer of sealing tape. The steel shell incorporates clear transparent polycarbonate panels for lighting. The floor in the inner airlock and the work area is coated with a flame retardant, durable strippable coating to aid in decontamination and disposable contamination control materials, when used, are also fire retardant. The BBA has been designed to operate under a vacuum up to 3 in. wc. Differential pressure is monitored by the use of vacuum gauges. Ventilation dampers are provided between each section to maintain inlet airflow. The BBA work area (Room 213) is serviced by the mist system described earlier. It provides a single zone of protection and is actuated manually from inside the BBA, Personnel Airlock or externally on the east side of the BBA personnel access area.

The metal waste boxes were used to overpack large articles such as stainless steel GB(s) and similar waste articles not able to be drummed. These boxes typically weigh 2,000 lb gross, and contain about 1,500 lb of waste. The boxes and oversized items are size reduced inside the BBA. Typical tools used in the BBA include hydraulic shears, hand tools, hydraulic jaws, and vacuum. Cutting torches and abrading tools that develop significant amounts of heat or produce fine particulates or fumes are not used when non-metal CH Waste is exposed. Heavy lifting operations within the BBA are performed using an overhead 5-ton monorail crane. Access to the BBA is through a series of two airlocks through which the box is maneuvered into the BBA. A 6-ft x 8-ft personnel airlock is also designed into the structure for access by the BBA operators. When the need arises due to an increase in the Derived Air Concentrations (DAC) within the BBA, operators may be required to perform work in supplied air hoods or suits. Due to the

limited information on the physical and radiological properties of the boxed waste, respiratory protection is anticipated to be normally required in the BBA. A compressor located adjacent to the BBA supplies Grade D breathing air to the hoods or suits.

The tools for the BBA are capable of reducing waste articles to sizes that can be placed in a 55-gal drum. Waste is sized to fit through a load-out port, and fit within the confines of a 55-gal drum or LLW box.

Design features for the BBA include.

- A drum/box portal utilizing a bag-in/bag-out containment is connected to the BBA for the repackaging of size reduced items that are destined for the hotcell, NDA/NDE, or LLW disposal.
- The BBA is designed integral with the process off-gas system to preclude the release of radioactive or other hazardous material into the working environment.
- HEPA filtration is provided locally on the supply air and the exhaust air connections.
- Instrumentation is provided to monitor the differential pressure across the exhaust filters, as well as between the BBA and Room 231.
- Inline with the HEPA filtered exhaust from the BBA, there is an activated carbon filtration system to trap VOCs if encountered.
- The BBA is equipped with fire suppression and smoke detection.

The BBA is also used to perform visual verification of radiography for CH TRU waste drums destined for WIPP. In this process, previously packaged drums have their lids removed for inspection only (contents not disturbed).

In addition to fixed processing equipment – a band saw and down draft table - a number of tools located inside the BBA are moveable only within the confines of the containment. None of these moveable tools meet the value reporting threshold of \$500. Because they are contaminated, they may be considered “high risk”, however, the same engineered and administrative controls that prevent unintentional removal of waste from the BBA preclude theft of the tools.

These same controls, as well as practical concerns, prevent the removal of the tools for tagging. Radiation protection/ALARA considerations prevent unnecessary radiation exposure that would be required for tagging or tracking activities inside the containment. Additionally tracking equipment such as bar code readers would become contaminated, necessitating counterproductive disposal of valuable government assets, if tracking activities were conducted inside the BBA.

The tools will eventually be packaged as waste and sent to an appropriate disposal facility. This may not occur until the end of the CH campaign. Although the tools are durable and are not considered consumable, replacement due to breakage may also be necessary.

Because of these considerations the TWPC intends to not tag or inventory tools already inside the BBA. Parts susceptible to wear, such as saw blades, will be tracked as consumables when

replacement is required. Tracking of any replacement tools required due to breakage will be conducted through the procurement tracking process.

### Hotcell Design

The WPF hotcell is a steel reinforced concrete structure with limited and locked access. The LLW and CH, RH wastes are segregated and packaged via a sort and segregation process that occurs in the hotcell on the second floor of the WPF.

A nitrogen charged mist system is provided for the hotcell waste-handling area. The system is manually activated from the workstation outside the east wall of the hotcell. The system design and installation will be in accordance with NFPA Standard 750<sup>12</sup> to the extent practical for this application.

### Hotcell, BBA and GB HVAC

HVAC systems are designed in accordance with applicable American Society of Heating, Refrigerating, and Air-Conditioning Engineers (ASHRAE) and Sheet Metal and Air-Conditioning Contractors National Association (SMACNA) requirements. The PB ventilation systems are designed to maintain the PB at a pressure negative to the ambient environment and zones of higher potential contamination at a negative pressure to areas of lower potential contamination. During a loss of electric power incident, any one of the process ventilation blowers is powered by the diesel generator to maintain these differential pressures. Airflow is thereby maintained from areas of lesser to areas of greater contamination potential. Incoming air is conditioned only once, with the flow of air cascading from the outside into areas of increasing potential for contamination. The air balance is selected to maintain directional flow and differential pressure control while providing for personnel comfort. The PB ventilation system design is based on nominal eight air changes per hour in the BBA (high contamination, occupied area) during normal operating conditions.

Zone 1 areas have at least one stage of HEPA filtration on the inlet to prevent blowback into the PB in the event of an overpressure condition when the supply air slide gates are open. Zone 1 areas also have a moisture separator, roughing filter and a single stage HEPA filter installed on the exhaust prior to connection into the PB exhaust system. These filters are located as close as practical to the Zone 1 duct entrance in an easily accessible location. This practice minimizes contamination build-up in the building ventilation duct, minimizes exposure to the workers and assists in facility decommissioning.

### SAFETY SUPPORT SYSTEMS

The WPF is operated in accordance with a Radiation Protection Program (RPP) developed per requirements to 10 CFR 835 and approved by DOE. This Program incorporates a radiation and contamination monitoring system for use during operational startup and operations that warn WPF personnel in case of elevated radiation or contamination levels. Detector locations are determined through design calculations and confirmed through surveys conducted during

operational startup. Instruments that detect emissions and radiation levels at the detector locations are transmitted to the main control room.

A backup diesel driven generator and an Uninterruptible Power Supply (UPS) system provide power should site power be interrupted.

The WPF utilizes three separate employee notification systems. One is a Public Address (PA) system tied into the ORNL PA system with speakers located in common outdoor and office areas. The second is a manual PA/plant phone system with speakers and hand phone stations located inside the PB and the immediate areas outside the PB. The third is an automated employee notification system that alerts personnel of fire alarms. This third system is automatically initiated by the Fire Protection System alarms and can be manually initiated by the Control Room operator for other required employee notifications. The fire alarm system is also connected to the ORNL master box circuit and provides remote alarm notification to the ORNL Laboratory Shift Supervisor's office and the ORNL Fire Department.

The SN tanks are equipped with redundant high-level alarms that provide indication in the control room of the WPF. The tank high level set points are set below the physical capacity of the tank to allow operator response time should the automatic controls malfunction.

Major pneumatic actuated valves fail to the safe position during loss of power or air.

The SN disposable liner is contained within a DOT 7A cask during filling operations.

Chapter 6 evaluates the potential for criticality concerns in the WPF. The conclusion is that the incoming waste is critically safe and that the process steps employed within the WPF serve to enhance the present margins of safety. No systems designed specifically for criticality monitoring are therefore part of the WPF. (See Exhibits 2-22 through 2-24.)

## Ventilation System

Prior to release of emissions through the stack, the PB ventilation air stream passes through two HEPA filters in series. (Stages 3 and 4). These HEPA filters are part of the Main Building Ventilation System (MBVS). The MBVS also has metal moisture separators (Stage 1) and particulate prefilters (Stage 2) to protect the HEPA filters (Stages 3 and 4) from entrained moisture, and soot and thermal effects from potential fires, as documented in T-CH-FW-R-AD-001, Rev. 0.<sup>15</sup> This system is the primary control for particulate and radionuclide emissions from the tank processes (SN and SL) and CH waste handling in the CHGB. Each HEPA filter provides 99.97% or greater removal efficiency of 0.3 micron particles.

Additionally, the off-gas from the SN evaporator is filtered locally (using mist eliminators, roughing filters, and HEPA filters) prior to introduction into the building ventilation system. This local unit is also backed up by the main PB HEPA filters. Inlet/return ducts are located close to areas of contamination potential. The proximity of these inlets to the building ventilation system reduces area contamination, contains it within the system, and reduces exposure to the worker by removing the contamination from the area.

The ventilation system exhausts more air than supplied to maintain pressures negative with respect to the operating galleries. Using negative pressures created by the exhaust system, air is cascaded from the operating galleries into the maintenance areas and on to process areas where it is drawn through the HEPA filtration system before being discharged out of the stack.

Power for any one of the main building ventilation fans is provided by the diesel generator in the event that the electric power supply is interrupted. Minimum ventilation pressures and flows are restored following a loss of primary power.

The HVAC system is designed to provide temperature and humidity control to the PB and prevent the migration of radioactive materials. Sections within the WPF are assigned a ventilation zone appropriate to the function performed in the area.

The WPF facility HVAC system consists of the following elements:

- Three 4-Stage HEPA Filtration Units – F-011, F-012, F-013
  - Stage 1 – 23- $\frac{3}{8}$ " x 23- $\frac{3}{8}$ " x 3- $\frac{5}{8}$ " Moisture Separator
  - Stage 2 – 11- $\frac{1}{2}$ " Pre-Filter (90-95% ASHRAE)
  - Stage 3 – First HEPA
  - Stage 4 – Final HEPA
- Three Ventilation Systems Blowers B-011, B-012, B-013
  - Variable speed, up to 30,000 SCFM each
- SN Evaporator 3 Stage Filter (F-202)
  - Stage 1 – 3- $\frac{5}{8}$ " Moisture Separator
  - Stage 2 – 3- $\frac{5}{8}$ " 30% Pre-Filter
  - Stage 3 – 11- $\frac{1}{2}$ " 90% ASHRAE Pre-filter
  - Stage 4 -- 11- $\frac{1}{2}$ " HEPA
- SN Pump Gallery Blower (B-124)
  - Booster for Sampling Stations
- SN Evaporator Blower (B-202)
- Two Air-Handling Units (AHU-004, AHU-005)
  - Heat
  - Cooling
  - Moisture Control

In order to monitor and control the elements of the HVAC system, there are strategically placed dampers, pressure sensors, and indicators, test ports, rotometers, equalizing valves, flow rate measurement, differential pressure indication and temperature elements that maintain the system performance within the design requirements.

## Fire Protection System

Although the PB sprinkler system is recognized to reduce consequences to the co-located worker in a facility fire, the focus of the fire hazard analysis is protection of the facility workers. The construction of the facility meets the requirements of the UBC<sup>6</sup> and the Life Safety Code [National Fire Protection Association (NFPA) 101].<sup>7</sup> The means of egress requirements of the UBC for maximum travel distance of 200 ft and maximum dead-end corridor length of 20 ft are met with the PB design.

The PB has installed two water-based fire suppression systems. A sprinkler system is installed in the occupied areas of the PB, and a misting system is deployed within the CHGB. Details of the suppression systems are contained in the Fire Hazards Analysis.<sup>8</sup>

Based on the processes and the materials in the PB and the once-through ventilation system, the risk of fire propagation through the ventilation system with the absence of dampers is very low. Analyses contained in the Fire Hazards Analysis demonstrate that a fire in either the hotcell or CHGB spreading to the Stage 3 and 4 HEPA filters and exhausting through the stack is not expected.

The UBC and Occupational Safety and Health Administration (OSHA) 29 CFR 1910.165<sup>9</sup> require that employee notification be part of the WPF design. For the WPF, employee notification is part of the fire alarm system designed in accordance with NFPA 72.<sup>10</sup> This ensures that the system is supervised, as required by OSHA. Because of the nature of the facility, notification is by tone followed by a voice message (either prerecorded or live from the Control Room). The fire alarm system consists of pull stations installed in accordance with NFPA 72.<sup>10</sup> Additionally, smoke detection is provided in the processing areas, and the Control Room. Worker-actuated manual pull stations are also utilized to notify other WPF workers of potential or incipient fires.

Portable fire extinguishers are located in accordance with NFPA 10.<sup>11</sup> The primary combustibles at the facility are ordinary (Class A). Fire extinguishers in the facility are of an appropriate type for the local area hazard. The responding fire department and WPF management assess whether and how to respond to fires. If active, the appropriate equipment, and if warranted, external water resources (e.g., three nearby hydrants) may be accessed.

The low fire hazard in the WPF, combined with the cleanup problem associated with waterborne contamination, reduces the need, safety, and advantages of using water as an extinguishing media in the WPF. Therefore, while water-based suppression systems are installed in the PB, the extensive use of noncombustible materials of construction, limited combustible contents inventory, limited ignition sources, short egress routes, travel distances, employee notification, and access to manual fire extinguishers are the primary defenses used to reduce the risk to building occupants and fire responders.

## UTILITY DISTRIBUTION SYSTEMS

A summary of the utilities required for the WPF is included in Exhibit 2-8. These utilities are used throughout the life of the project.

### Utility Requirement of the WPF

Utility	Requirements	Usage
Potable Water	Fire protection, drinking, sanitation, process	900 gpm
Electricity	Heating, lighting, operations	5,195 kVA
Telephone	On-site and off-site communications	25 voice lines 1 data line
Sewage	Sanitation	Collected and removed by commercial vendor
Solid Waste	Housekeeping	Collected in bins and removed by commercial vendor

kVA = kilovolt amps

Potable water, electricity, and telephone are connected to sources on the adjacent ORNL property. Water is supplied for drinking, process needs, sanitation, and flushing from the nearby water main. Electricity is used for heating, steam generation, lighting, and operations. Telephone service is available to support operations. The electrical supply source from ORNL to the WPF was reviewed for adequacy. This examination revealed that the cable is a 4/0 cable with the capability of carrying 340 Amps at 13.8 kilovolts, or an input power source of 8.14 megavolt amps (mVA). The WPF has access to the full capacity of this circuit. The 8.14 mVA capacity exceeds WPF requirements.

The actual total WPF connected load is approximately 6,250 Amps or 5,195 kilovolt amps (kVA), of which the actual operating load is approximately 2,126 Amps or 1,768 kVA.

A diesel generator provides power to the WPF to allow certain equipment to remain operating in the event of an interruption in the ORNL electrical power supply. The equipment that remains operating consists of any one of the three process ventilation blowers, instrument air compressor H-202, B-202, and selected health physics monitoring equipment. The diesel generator is capable of picking up this load within 10 seconds of the start of the power interruption. The generator does not provide the power to sustain WPF waste operations; facility workers are trained to promptly exit the PB and report to the designated assembly point upon a loss of facility power.

Various equipment and electronic devices in the WPF include uninterruptible power supplies (batteries) to sustain internal references, clocks, etc. Emergency lighting also has integral batteries.

### REFERENCES

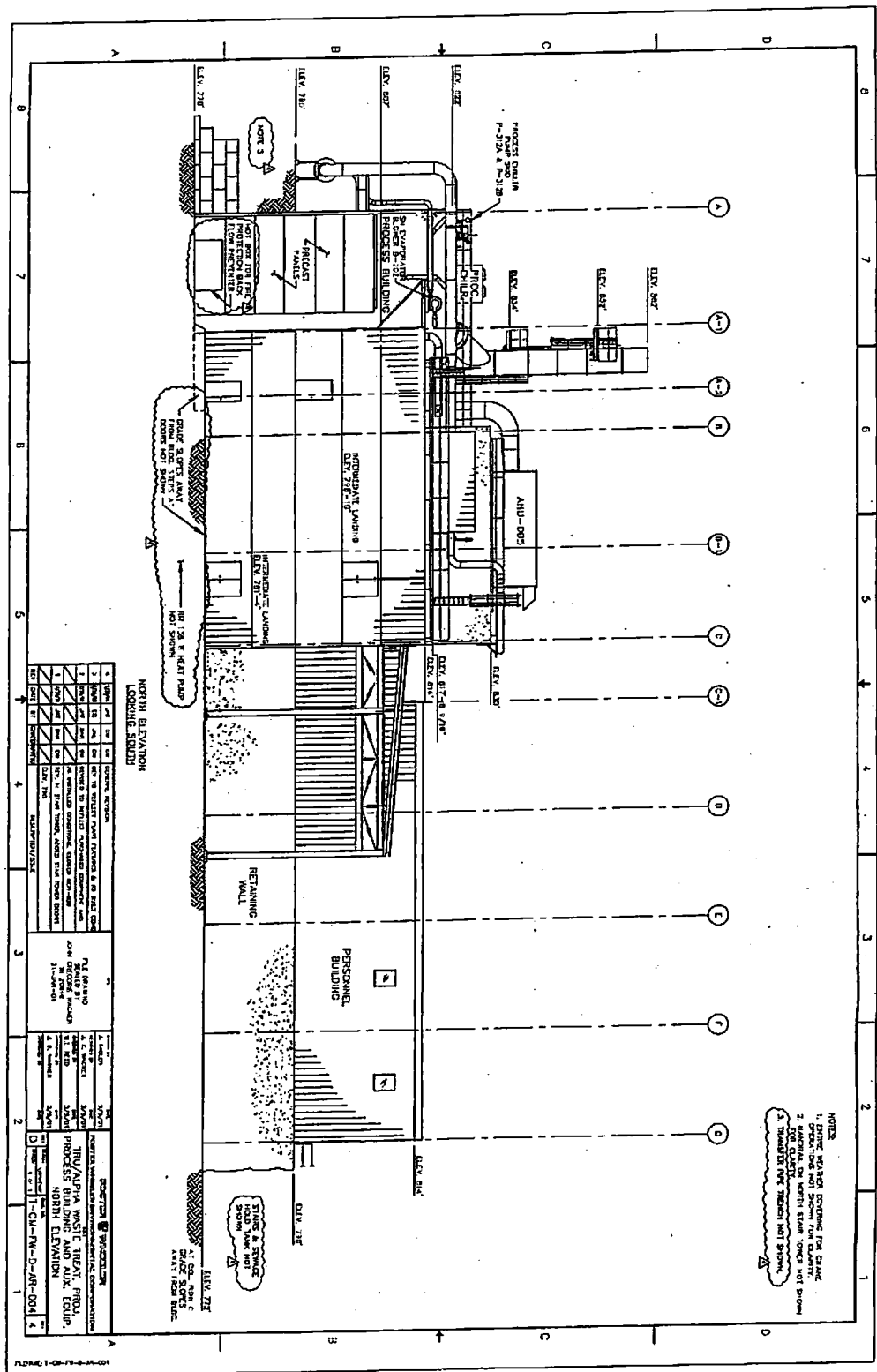
1. U.S. Department of Energy, *Facility Safety*, DOE Order 420.1A; Washington, D.C.; May 20, 2002.
2. U.S. Department of Energy, *Waste Acceptance Criteria for the Waste Isolation Pilot Plant*, DOE/WIPP-069.

3. U.S. Department of Energy, *Nevada Test Site Waste Acceptance Criteria*, DOE/NV-325.
4. U.S. Federal Government, *Title 10 Code of Federal Regulations*, "Occupational Radiation Protection," 10 CFR, Part 835.
5. American Glovebox Society, *Guideline for Gloveboxes*, AGS-G001; 1998.
6. International Conference of Building Officials, *Uniform Building Code™*, Whittier, California; 1997.
7. National Fire Protection Association, *Life Safety Code*, NFPA 101; 2000.
8. FWENC, TRU/Alpha Waste Treatment Project, *Fire Hazards Analysis*, T-CM-FW-R-AD-002; Oak Ridge, Tennessee.
9. U.S. Federal Government, *Title 29 Code of Federal Regulations*, "Employee Alarm Systems," 29 CFR, Section 1910.165.
10. National Fire Protection Association, *National Fire Alarm Code*, NFPA 72; 1999.
11. National Fire Protection Association, *Portable Fire Extinguishers*, NFPA 10; 1998.
12. National Fire Protection Association, *Water Mist Fire Protection Systems*, NFPA 750; 2000
13. TRU/Alpha Waste Treatment Project, "DOE-STD-1020-2002, PC-2 Seismic Evaluation," Calculation Number T-CM-FW-C-SC-026, Rev. 0.
14. TRU/Alpha Waste Treatment Project, "DOE-STD-1020-2002, PC-2 Wind Load Evaluation," Calculation Number T-CM-FW-C-SC-027, Rev. 0.
15. TRU/Alpha Waste Treatment Project, "Glove Box Design Fire Impacts Analysis on Main Building Ventilation HEPA Trains," T-CH-FW-R-AD-001, Rev. 0.
16. *Chemical Waste Acceptance Criteria*, WPF Calculation No: T-CM-FW-C-IS-003, Rev. 0.





Process Building and Auxiliary Equipment, North Elevation



- NOTES
1. STEAM & SWAMP ROOM
  2. PERFORMANCE BUILDING
  3. REMAINING WALL

PLANNING 1-04-78-6-14-001







**INTELLECTUAL PROPERTY DOCUMENTS**

Implementation Date: 9/20/06

UNCONTROLLED COPY  
FOR INFORMATION  
ONLY

APPROVAL:

RC McK  
Project Manager

9/20/06  
Date



Table of Contents

1.0 PURPOSE/SCOPE ..... 3

2.0 RESPONSIBILITIES..... 3

    2.1 Maintenance..... 3

3.0 ATTACHMENTS ..... 3

    Attachment A: Acronyms, Abbreviations, and Definitions ..... 4

    Attachment B: Example Document Numbering System..... 5

    Attachment C: Intellectual Property Documents Report ..... 6



## 1.0 PURPOSE/SCOPE

This report identifies life-cycle intellectual property documents for the construction, operation, and decontamination and decommissioning of the Transuranic Waste Process Center.

## 2.0 RESPONSIBILITIES

### 2.1 Maintenance

The Project Manager, or designee, is designated the report owner and is responsible for updating this report. Approval authority rests with the Project Manager, or designee. Suggestions for revisions or improvement should be submitted to the Project Manager.

## 3.0 ATTACHMENTS

Attachment A: Definitions

Attachment B: Example Document Numbering System

Attachment C: Intellectual Property Documents Report



## **Attachment A: Acronyms, Abbreviations, and Definitions**

### **Acronyms**

See Attachment B: Example Document Numbering System

### **Abbreviations**

See Attachment B: Example Document Numbering System

### **Definitions**

Intellectual Property –inventions, discoveries regardless of when conceived or actually reduced to practice, which are controlled or owned by the contractor at any time through the performance of the contract and incorporated or embodied in the construction of the facility or which are utilized in the operation of the facility.





**Attachment B: Example Document Numbering System**

T	TWPC			
XX = System Code	BB	Box Breakdown	LB	Laboratory
	CH	Contact Handled	LL	Low Level
	CM	Overarching, Common, Overall Plant Facilities	RE	Retrieval
	CR	Control Room	RH	Remote Handled
	DD	Decontamination and Decommission	SL	Sludge
	GB	Glove Box	SN	Supernate
	HC	Hot Cell	UT	Utilities
	Isometric Drawings Only			
	CD	Condensate	PW	Potable Water
	CR	Chilled Water Return	RT	Chemical System
	CS	Chilled Water Supply	SM	Steam
	IA	Instrument Air	ST	Sludge Transfer
	PA	Plant Air	SX	Supernate Transfer
	PG	Process Off Gas	WA	Process Water
YY -	Company Code - See DCRM Personnel for company codes			
Z = Document Code	A	Approaches, Plans, Descriptions	M	Manual
	B	Isometrics	P	Procedure
	C	Calculation	R	Report
	D	Drawing	S	Specification
	I	Work Instructions	W	Work Breakdown Structure, Schedule
	K	Sketch	V	Certification Document
	L	Lesson Plan	X	Other
00 - Discipline Code		Primarily Used With Drawings and Specifications		Primarily Used With Plans, Procedures, Reports
	AR	Architectural	AA	Authorization Agreements
	CE	Civil	AD	Administrative
	FB	Fabrication	AK	Acceptable Knowledge
	EB	Electrical	CS	Construction
	FP	Fire Protection	EG	Engineering
	HP	Health Physics	EM	Emergency
	IC	Instrumentation and Control	EN	Environmental
	ME	Mechanical	EP	Emergency Preparedness
	PR	Process	FL	Flush
	SC	Structural - Concrete	HS	Health & Safety
	SS	Structural - Steel	IS	Health & Safety (Operations Related)
	WP	WIPP Related	MT	Maintenance
			OP	Operations
			PC	Procurement
			PP	TWPC Policies
			QA	Quality Assurance
			QP	Quality Assurance (used during construction)
			RP	Radiation Protection
			TT	Test
		WD	Welding	
###	Sequential Number			



**Attachment C: Intellectual Property Documents Report**

*Document #                      Rev.    Rev. Date    Document Name                      Doc. Owner*

**Approaches, Plans, & Descriptions**

**CH**

T-CH-FW-A-AD-002	0	6/15/2006	Software Quality Assurance Plan Transuranic Data Management System	SPQAO/SPM/Records Mgr.
T-CH-FW-A-AD-011	2	5/4/2006	WIPP Related Training Program Description	Operations Manager
T-CH-FW-A-OP-009	0	7/25/2005	Contact Handled Waste Initial Radioactive Operations Plan	Operations Manager
T-CH-FW-A-OP-010	0	12/23/2004	Contact Handled Waste Operational Test Plan	Operations Manager
T-CH-FW-A-OP-011	4	6/8/2006	Contact Handled Waste Container Selection Process	Director, Waste Programs
T-CH-FW-A-QP-005	6	5/22/2006	Contact Handled TRU Waste Characterization Program Quality Assurance Project Plan	Site Project Manager

**CM**

T-CM-FW-A-00-001	2	3/21/2006	Small Business Subcontracting Plan	
T-CM-FW-A-00-002	1	2/28/2001	Project Decontamination and Decommissioning (D&D) Plan	Project Manager
T-CM-FW-A-AD-001	7	10/17/2005	Safety Management System Description	Executive Vice President & General Manager
T-CM-FW-A-AD-002	0	11/3/2000	Site Occupancy Plan	Project Management
T-CM-FW-A-AD-003	4	5/3/2006	Training Program	ESH&Q Mgr.
T-CM-FW-A-AD-004	10	10/17/2005	Project Management Plan	Executive Vice President & General Manager
T-CM-FW-A-AD-008	5	3/27/2006	Site Access Plan	
T-CM-FW-A-AD-009	2	1/27/2003	Communication Plan	Project Manager
T-CM-FW-A-AD-010	0	11/25/2003	Implementation of the Quality Categorization Process	Project Manager
T-CM-FW-A-AD-011	1	11/8/2005	Configuration Management Program	Project Manager
T-CM-FW-A-AD-012	0	9/16/2005	TRU/Alpha LLW Treatment Project Documented Safety Analysis Implementation Validation Review (IVR) Plan	Executive Vice President & General Manager
T-CM-FW-A-CS-001	0	12/8/2000	Construction Work Plan	Project Manager
T-CM-FW-A-EG-001	0	11/30/2000	Design Criteria Package	Design Manager
T-CM-FW-A-EG-004	7	2/9/2006	Safety Significant Structures, Systems and Components	Design Manager
T-CM-FW-A-EG-005	0	12/10/2003	Justification for not providing automatic sprinklers within certain areas of the Process Building	Design Manager
T-CM-FW-A-EG-008	2	11/8/2005	System Engineer Program Description	Design Manager

**Attachment C: Intellectual Property Documents Report**

Document #	Rev.	Rev. Date	Document Name	Doc. Owner
------------	------	-----------	---------------	------------

**Approaches, Plans, & Descriptions****CM**

T-CM-FW-A-EG-009	0	2/27/2006	Crosswalk of DOE-STD-1073 to Project Implementing Procedures	Design Manager
T-CM-FW-A-EN-004	4	10/17/2005	Air Permit Compliance Matrix	Project Manager
T-CM-FW-A-FP-001	0	10/17/2005	Justification for not Conducting Hydrostatic Pressure Test After Water Mist Pressure Gauge Replacement	Design Manager
T-CM-FW-A-HS-001	8	6/29/2006	Emergency Management Project Plan	ESH&Q Mgr.
T-CM-FW-A-HS-003	0	1/13/2001	FWENC Project Rules Handbook	Project Manager
T-CM-FW-A-HS-020	0	11/20/2001	General Employee Radiological Training Lesson Plan	ESH&Q Mgr.
T-CM-FW-A-IS-001	6	2/24/2006	Operations Environment Health and Safety Plan	ESH&Q Mgr.
T-CM-FW-A-ME-001	0	6/29/2006	Main Building Ventilation System Description	Design Manager
T-CM-FW-A-MT-001	4	5/23/2006	Reliability Assurance Program Description	Maintenance Supervisor
T-CM-FW-A-MT-002	4	5/23/2006	Preventive Maintenance	Maintenance Supervisor
T-CM-FW-A-MT-003	6	5/23/2006	Corrective Maintenance Plan	Maintenance Supervisor
T-CM-FW-A-OP-001	0	2/7/2005	Hazardous Materials Transportation Security Plan	Transportation Manager
T-CM-FW-A-QP-001	7	10/17/2005	Quality Assurance Program Description	Executive Vice President & General Manager
T-CM-FW-A-QP-002	0	8/20/2001	Construction Quality Plan	Project Manager
T-CM-FW-A-RP-001	7	9/12/2003	Radiation Protection Program Confirmation Matrix	Project Manager
T-CM-FW-A-RP-002	6	3/28/2003	Radiation Protection Program Implementation Plan	ESH&Q Mgr.
T-CM-FW-A-RP-003	0	1/11/2003	Radiological Controls to Separate Operations and Construction Areas	Project Manager
T-CM-FW-A-RP-004	7	11/13/2004	Implementation of Radiation Protection Practices	Project Manager
T-CM-FW-A-TT-001	2	1/22/2003	Treatability Testing	Project Manager

**LL**

T-LL-FW-A-OP-004	4	1/13/2006	Low Level Waste Analysis Plan	Analytical Manager
T-LL-FW-A-OP-005	3	2/14/2006	Low Level Waste Profile	Waste Certification Official
T-LL-FW-A-OP-006	0	4/7/2005	Low Level Waste Verification	LL Waste WCO
T-LL-FW-A-OP-007	2	1/6/2006	Low Level Waste Process Control Program	Operations Manager
T-LL-FW-A-OP-008	2	1/6/2006	NTSWAC, Rev. 6, Low Level Waste Implementation Crosswalk (NIC)	Waste Certification Official



**Attachment C: Intellectual Property Documents Report**

Document #	Rev.	Rev. Date	Document Name	Doc. Owner
------------	------	-----------	---------------	------------

**Approaches, Plans, & Descriptions**

**LL**

T-LL-FW-A-OP-009	1	1/6/2006	Low Level Waste Characterization Plan	Waste Certification Official
T-LL-FW-A-QP-001	3	1/6/2006	Quality Assurance Plan for Certification & Acceptance of Low Level Waste at the Nevada Test Site	Waste Certification Official

**SL**

T-SL-FW-A-CE-001	0	3/18/2002	Shielding Eval. Sludge Processing Area	Operations Manager
------------------	---	-----------	--	--------------------

**SN**

T-SN-FW-A-AD-001	1	9/9/2002	Contractor ORR Plan of Action for Supernate....	Project Manager
T-SN-FW-A-AD-002	1	6/11/2003	Contractor ORR Implementation Plan	Project Manager
T-SN-FW-A-AD-003	2	6/25/2003	Management Self-Assessment Review Criteria & Required Evidence for the Supernate Process	Project Manager

**Calculations**

**BB**

T-BB-FW-C-ME-001	0	7/8/2005	BAS Emergency Air Bottles PSV Sizing	
------------------	---	----------	--------------------------------------	--

**CH**

T-CH-FW-C-EE-001	0	9/1/2005	CHSA Northwall Electrical Ampacity Evaluation for the Addition of Fire Insulation	NOT IDENTIFIED
T-CH-FW-C-HP-001	0	8/17/2005	Surface & Airborne Contamination During BBA Operations	
T-CH-FW-C-HP-002	0	12/16/2005	ALARA Review of Placing Drums for Equilibration in Rm 122	Radiological Control Officer
T-CH-FW-C-SC-001	0	12/7/2004	CHSA Foundation Slab	

**CM**

T-CM-FW-C-CE-001	0	1/27/2006	Bldg. 7880Q - Holding Tank Installation Details	Design Manager
T-CM-FW-C-CH-001	0	3/26/2003	TRUPAC Building Shielding Calculation	
T-CM-FW-C-HP-001	0	8/10/2002	Criticality Calculation	
T-CM-FW-C-HP-003	0	6/21/2002	Camera Dose	
T-CM-FW-C-HP-004	0	7/26/2002	Supernate/Sludge Transfer Line Dose-Rates on HEPA Platform & Penthouse	
T-CM-FW-C-HP-005	0	8/29/2002	Enrichment Calculation	
T-CM-FW-C-HP-006	0	7/22/2003	SN Liner Burial Depth Calculations	
T-CM-FW-C-HP-007	0	8/14/2003	V321 Design Calculation	

**Attachment C: Intellectual Property Documents Report**

Document #	Rev.	Rev. Date	Document Name	Doc. Owner
------------	------	-----------	---------------	------------

**Calculations****CM**

T-CM-FW-C-HP-008	0	11/10/2003	Room 231, Dose Rate during SN Ops	
T-CM-FW-C-HP-009	0	11/17/2003	Room 134, Dose Rate during SN Ops	
T-CM-FW-C-IS-001	1	1/26/2006	Vapor Cloud Explosion Overpressures	Design Manager
T-CM-FW-C-IS-002	0	1/26/2006	Turbulent Jet Explosion Overpressures	Design Manager
T-CM-FW-C-IS-003	0	5/11/2006	Chemical Waste Acceptance Criteria	Design Manager
T-CM-FW-C-ME-002	0	11/26/2002	Transfer Pipe Wall Thickness Calculations	
T-CM-FW-C-ME-005	0	7/13/2006	Forklift Capacity and Load Weight Determination	Design Manager
T-CM-FW-C-PR-001	0	12/7/2002	Mass and Energy Balances	
T-CM-FW-C-PR-002	0	3/1/2001	Boiler Capacity	
T-CM-FW-C-PR-003	0	9/30/2003	Tank Volume Secondary Containment	
T-CM-FW-C-PR-004	0	6/16/2003	SN & SL Dryer Pressure Relief Capacity	
T-CM-FW-C-PR-005	0	6/19/2003	Backup Boiler Relief Capacity	
T-CM-FW-C-PR-006	0	12/30/2003	Design of Dryer Relief Discharge Piping & Knockout Vessel	
T-CM-FW-C-PR-007	0	4/8/2004	Process Boiler Relief Valve	
T-CM-FW-C-SC-001	0	2/21/2001	Process Building Roof @ EL.828	Design Manager
T-CM-FW-C-SC-002	0	2/20/2001	Process Building Roof @ EL.805 & 820	Design Manager
T-CM-FW-C-SC-003	0	2/21/2001	Process Building Roof @ EL.809	Design Manager
T-CM-FW-C-SC-004	0	2/22/2001	Process Building Roof @ EL.788	Design Manager
T-CM-FW-C-SC-005	0	12/28/2000	Process Building Roof @ EL.768	Design Manager
T-CM-FW-C-SC-006	0	3/7/2001	Process Building Subsurface Walls	Design Manager
T-CM-FW-C-SC-007	0	3/15/2001	Process Building Stack Design	Design Manager
T-CM-FW-C-SC-008	0	3/6/2001	Process Building North Stairwell Framing	Design Manager
T-CM-FW-C-SC-009	0	3/1/2002	Process Building 30-Ton Crane Framing	Design Manager
T-CM-FW-C-SC-010	0	11/13/2001	Process Building Misc. Designs	Design Manager
T-CM-FW-C-SC-011	0	1/25/2002	Pipe Supports	Design Manager
T-CM-FW-C-SC-012	0	6/3/2002	Pipe Supports	Design Manager
T-CM-FW-C-SC-014	0	8/28/2002	HVAC Supports	Design Manager
T-CM-FW-C-SC-016	0	6/11/2002	Cable Tray Supports	Design Manager
T-CM-FW-C-SC-017	0	9/11/2002	HVAC Supports	Design Manager

**Attachment C: Intellectual Property Documents Report**

Document #	Rev.	Rev. Date	Document Name	Doc. Owner
------------	------	-----------	---------------	------------

**Calculations****CM**

T-CM-FW-C-SC-018	0	11/19/2002	Pipe Supports	Design Manager
T-CM-FW-C-SC-019	0	10/4/2002	Steam System Piping - Stress Analysis	Design Manager
T-CM-FW-C-SC-021	0	3/5/2003	Lid Extraction Tool Structure	Design Manager
T-CM-FW-C-SC-022	0	7/28/2003	Cable Tray Supports	Design Manager
T-CM-FW-C-SC-023	1	9/8/2003	MK II Liner	Design Manager
T-CM-FW-C-SC-025	0	8/16/2003	LLW Cask Nylon Slings	Design Manager
T-CM-FW-C-SC-026	0	6/6/2005	DOE-STD-1020-2002 PC-2 Seismic Evaluation	Design Manager
T-CM-FW-C-SC-027	0	6/10/2005	DOE-STD-1020-2002 PC-2 Wind Load Evaluation	Design Manager

**GB**

T-GB-FW-C-FP-001	0	7/20/2005	Supports for Water Mist Protection System for Glove Boxes & BBA	
T-GB-FW-C-ME-001	0	7/25/2005	Glove Box Overpack Cover Assembly-Hinge Bar	

**HC**

T-HC-FW-C-HP-001	0	6/14/2006	Limiting Dose Rates for RH Casks and Discrete Items...	
------------------	---	-----------	--	--

**SL**

T-SL-FW-C-HP-001	0	4/10/2002	Sludge Spill Accident Analysis	
T-SL-FW-C-ME-001	0	12/16/2002	Design of Unlisted Branch Connections in Accordance with ASME B31.3 Process Piping	

**SN**

T-SN-FW-C-CE-001	0	10/9/2001	Shielding Design Waste Transfer Line	
T-SN-FW-C-CE-002	0	4/11/2002	Shielding for SN Pump Gallery Door	
T-SN-FW-C-EM-001	0	3/19/2002	PAG Air Dose Rate	
T-SN-FW-C-HP-001	2	7/28/2003	Supemate Liner Dose Rate Calc	
T-SN-FW-C-HP-002	1	9/16/2002	U-235 FGE Calculation for NTS WAC	
T-SN-FW-C-HP-003	0	8/13/2002	SN Liner LSA Sensitivity	
T-SN-FW-C-HP-005	0	12/10/2002	Room 222 Dose Rate During SN Ops	
T-SN-FW-C-HP-006	0	8/8/2003	Supemate Dryer Room Door Shielding	
T-SN-FW-C-HP-007	0	8/12/2003	Evaluation of Metso Field Line Penetration	
T-SN-FW-C-HP-008	1	5/4/2004	SN Liner Maximum Specific Activity	



**Attachment C: Intellectual Property Documents Report**

Document #	Rev.	Rev. Date	Document Name	Doc. Owner
<b>Calculations</b>				
<b>SN</b>				
T-SN-FW-C-HP-008	0	8/13/2003	SN Liner Maximum Specific Activity	
T-SN-FW-C-HP-009	0	8/20/2003	Evaluation of Shield Door to Room 221	
T-SN-FW-C-HP-010	0	9/11/2003	DAW B-25 Dose Rate Calculation	
T-SN-FW-C-HP-011	0	9/11/2003	Concrete Overpack Dose Rate Calculation	
T-SN-FW-C-ME-202	0	12/14/2002	POG Temp/Humidity HEP Filters F011, F012, F013	
T-SN-FW-C-ME-203	0	12/19/2002	HVAC-AHU 004 & AHU-005 Supply Duct Pressure Drop	
T-SN-FW-C-ME-204	0	12/19/2002	Blower B-213a BB Supply Duct Pressure Drop	
T-SN-FW-C-ME-205	0	12/19/2002	Blower B-011, 012, 013 POG System Total Pressure Drop	
T-SN-FW-C-ME-206	0	12/19/2002	Blower B-213b POG System Total Pressure Drop	
T-SN-FW-C-ME-207	0	12/19/2002	Blower B-211b POG System Total Pressure Drop	
T-SN-FW-C-ME-208	0	12/19/2002	Blower B-211a System Total Pressure Drop	
T-SN-FW-C-ME-209	0	12/19/2002	Blower B-202 System Total Pressure Drop	
T-SN-FW-C-ME-210	0	12/19/2002	Blower B-124 & 323 System Total Pressure Drop	
T-SN-FW-C-ME-212	0	4/1/2002	Radiation Levels on Supemate Transfer Line (Outside)	
T-SN-FW-C-ME-213	0	11/22/2004	Determine 10% Nitric Acid Solution Maximum Contact Time to Maintain Minimum Pipe Wall Thickness Listed	
T-SN-FW-C-PR-001	0	12/30/2003	Design of Supemate Evaporation Relief Valve (PSV-524) Discharge Piping	
T-SN-FW-C-PR-002	0	12/9/2003	Supemate Dryer Report Calculation	

**Drawings**

<b>BB</b>				
T-BB-FW-D-ME-001 sheet 1	1	1/13/2003	BBA Enclosure General Area Layout	Design Manager
T-BB-FW-D-ME-003 sheet 1	0	7/25/2005	BBA 12" PAG PORT ASSEMBLY	Design Manager
T-BB-FW-D-ME-003 sheet 2	0	7/25/2005	BBA 12" PAG PORT ASSEMBLY	Design Manager
T-BB-FW-D-ME-003 sheet 3	0	7/25/2005	BBA 12" PAG PORT ASSEMBLY	Design Manager
T-BB-FW-D-ME-004 sheet 1	1	8/22/2005	BOX BREAKDOWN AREA BI-FOLD DOOR LATCH PULL	Design Manager



**Attachment C: Intellectual Property Documents Report**

Document #	Rev.	Rev. Date	Document Name	Doc. Owner
<b>Drawings</b>				
<b>BB</b>				
T-BB-FW-D-ME-011 sheet 1	0	3/28/2003	BBA CAN PUNCTURE INTERFACE ASSEMBLY	Design Manager
T-BB-FW-D-ME-101 sheet 1	1	8/16/2005	BBA ENCLOSURE PIPING PENETRATION DETAILS	Design Manager
T-BB-FW-D-ME-102 sheet 1	1	7/25/2005	BBA Breathing Air System Piping Plan (Sheet 1 of 4)	Design Manager
T-BB-FW-D-ME-102 sheet 2	1	7/25/2005	BBA Breathing Air System Piping Plan (Sheet 2 of 4)	Design Manager
T-BB-FW-D-ME-102 sheet 3	1	7/25/2005	BBA Breathing Air System Piping Plan (Sheet 3 of 4)	Design Manager
T-BB-FW-D-ME-102 sheet 4	3	6/1/2005	BBA Breathing Air System Piping Isometric (Sheet 4 of 4)	Design Manager
T-BB-FW-D-ME-103 sheet 1	1	6/28/2008	Analyzer Calibration Gas Supply	Design Manager
T-BB-FW-D-ME-104	0	3/16/2006	BBA Compactor Castor Jack Assembly and Details	Design Manager
T-BB-FW-D-ME-112 sheet 1	0	6/29/2006	BBA Gloved Bagout Enclosure	Design Manager
T-BB-FW-D-SS-001	0	2/17/2006	BBA Drum Out Personnel Platform Assembly (Shi's 1, 2, 3, & 4)	Design Manager
<b>CH</b>				
T-CH-FW-D-AR-010 sheet 1	0	2/21/2005	Contact Handled Staging Area Structure	Design Manager
T-CH-FW-D-ME-001 sheet 1	4	9/18/2005	Contact Handled Drum Conveyor Layouts	Design Manager
T-CH-FW-D-ME-002 sheet 1	4	7/1/2005	CHSA SHIELD WALL SHIELD DOOR ASSEMBLY	Design Manager
T-CH-FW-D-ME-002 sheet 2	0	3/31/2005	CHSA SHIELD WALL SHIELD DOOR DETAIL	Design Manager
T-CH-FW-D-ME-002 sheet 3	2	7/1/2005	CHSA SHIELD WALL SHIELD DOOR DETAILS	Design Manager
T-CH-FW-D-ME-003 sheet 1	3	8/16/2005	Contact Handled Miscellaneous Pneumatic Control Circuits	Design Manager
T-CH-FW-D-ME-003 sheet 2	0	4/6/2005	CONTACT HANDLED MISCELLANEOUS PNEUMATIC CONTROL CIRCUITS	Design Manager
T-CH-FW-D-ME-004 sheet 1	0	4/26/2005	DRUM AGING CONVEYORS BRAKE/ESCAPEMENT ACTUATOR ASSY	Design Manager
T-CH-FW-D-ME-004 sheet 2	0	4/26/2005	DRUM AGING CONVEYORS BRAKE/ESCAPEMENT ACTUATOR ASSY	Design Manager
T-CH-FW-D-ME-005 sheet 1	0	5/12/2005	CHSA CONVEYOR PASS THROUGH CURTAIN (DOOR) ASSEMBLY	Design Manager
T-CH-FW-D-ME-005 sheet 2	0	5/12/2005	CHSA CONVEYOR PASS THROUGH CURTAIN (DOOR) ASSEMBLY	Design Manager
T-CH-FW-D-ME-006 sheet 1	1	7/21/2005	DRUM AGING CONTAINERS AIR SUPPLY PIPING	Design Manager



**Attachment C: Intellectual Property Documents Report**

Document #	Rev.	Rev. Date	Document Name	Doc. Owner
<b>Drawings</b>				
<b>CH</b>				
T-CH-FW-D-ME-007 sheet 1	1	10/4/2005	TRU/Alpha Waste Treat. Proj. NDA Conveyor Interface Brake, Brake Assembly	Design Manager
T-CH-FW-D-ME-007 sheet 2	0	6/14/2005	NDA CONVEYOR INTERFACE BRAKE DETAILS	Design Manager
T-CH-FW-D-ME-008 sheet 1	0	8/2/2005	CHSA CONVEYOR SYSTEM TURNTABLE POSITION LEVER	Design Manager
T-CH-FW-D-PR-001 sheet 1	1	3/9/2006	HSGS Hydrogen Supply System	Design Manager
T-CH-FW-D-SC-001 sheet 1	0	7/22/2004	CONTACT HANDLED STAGING AREA GENERAL NOTES	Design Manager
T-CH-FW-D-SC-102 sheet 1	5	10/18/2005	Contact Handled Staging Area Foundation Mat at EL. 790'-0"	Design Engineer
T-CH-FW-D-SS-101 sheet 1	2	7/16/2005	CHSA/NDA DRUM INTERFACE CONVEYOR ACCESS PLATFORM	Design Manager
T-CH-FW-D-SS-112 sheet 1	0	6/16/2005	CH DRUM LIFTER LIFTEYE MODIFICATION	Design Manager
<b>CM</b>				
T-CM-FW-D-AR-001 sheet 1	8	7/21/2005	1st Floor Plan General Arrangement	Design Manager
T-CM-FW-D-AR-002 sheet 1	10	10/5/2005	2nd Floor Plan General Arrangement	Design Engineer
T-CM-FW-D-AR-003 sheet 1	6	4/18/2005	3rd Floor Plan General Arrangement	Design Manager
T-CM-FW-D-AR-004 sheet 1	5	4/18/2005	Process Building & Aux. Equipment North Elevation	Design Manager
T-CM-FW-D-AR-005 sheet 1	5	4/18/2005	Process Building & Aux. Equipment South Elevation	Design Manager
T-CM-FW-D-AR-006 sheet 1	7	4/18/2005	Process Building & Aux. Equipment East Elevation	Design Manager
T-CM-FW-D-AR-007 sheet 1	7	4/18/2005	Process Building & Aux. Equipment West Elevation	Design Manager
T-CM-FW-D-AR-021 sheet 1	7	6/3/2005	PROC./PERS./CHSA BLDGS. DOOR SCHEDULE	Design Manager
T-CM-FW-D-AR-031 sheet 1	0	7/10/2003	PROCESS BUILDING 1ST FLOOR DURABLE STRIP COAT SURFACES	Design Manager
T-CM-FW-D-AR-032 sheet 1	0	7/10/2003	PROCESS BUILDING 2ND FLOOR DURABLE STRIP COAT SURFACES	Design Manager
T-CM-FW-D-AR-033 sheet 1	0	7/10/2003	PROCESS BUILDING 3RD FLOOR DURABLE STRIP COAT SURFACES	Design Manager
T-CM-FW-D-AR-034 sheet 1	0	6/13/2006	Process Bldg. Roll-up Door RD2-01 Waterstop	Design Manager
T-CM-FW-D-AR-035 sheet 1	0	7/26/2006	Trailer 7880V Ramp and Vending Machine Shed	Design Manager
T-CM-FW-D-AR-901 sheet 1	2	1/30/2002	1ST FLOOR PLAN RADIATION PLAN PRELIMINARY	Design Manager



**Attachment C: Intellectual Property Documents Report**

Document #	Rev.	Rev. Date	Document Name	Doc. Owner
<b>Drawings</b>				
<b>CM</b>				
T-CM-FW-D-AR-902 sheet 1	2	1/30/2002	2ND FLOOR PLAN RADIATION ZONES PRELIMINARY	Design Manager
T-CM-FW-D-AR-903 sheet 1	2	1/30/2002	3RD FLOOR PLAN RADIATION ZONES PRELIMINARY	Design Manager
T-CM-FW-D-AR-907 sheet 1	2	1/30/2002	1ST FLOOR PLAN EMERGENCY EGRESS PRELIMINARY	Design Manager
T-CM-FW-D-AR-908 sheet 1	2	1/30/2002	2ND FLOOR PLAN EMERGENCY EGRESS PRELIMINARY	Design Manager
T-CM-FW-D-AR-909 sheet 1	2	1/30/2002	3RD FLOOR PLAN EMERGENCY EGRESS PRELIMINARY	Design Manager
T-CM-FW-D-AR-910 sheet 1	2	1/30/2002	1ST FLOOR PLAN FIXED MONITOR LOCATIONS PRELIMINARY	Design Manager
T-CM-FW-D-AR-911 sheet 1	2	1/30/2002	2ND FLOOR PLAN FIXED MONITOR LOCATIONS PRELIMINARY	Design Manager
T-CM-FW-D-AR-912 sheet 1	2	1/30/2002	3RD FLOOR PLAN FIXED MONITOR LOCATIONS PRELIMINARY	Design Manager
T-CM-FW-D-AR-916 sheet 1	2	1/30/2002	AREA PRESSURE ZONES 1ST FLOOR PLAN PRELIMINARY	Design Manager
T-CM-FW-D-AR-917 sheet 1	2	1/30/2002	AREA PRESSURE ZONES 2ND FLOOR PLAN PRELIMINARY	Design Manager
T-CM-FW-D-AR-918 sheet 1	2	1/30/2002	AREA PRESSURE ZONES 3RD FLOOR PLAN PRELIMINARY	Design Manager
T-CM-FW-D-CE-001 sheet 1	3	8/2/2004	Site Layout Plan Second Stage Construction	Design Manager
T-CM-FW-D-CE-002 sheet 1	2	4/12/2001	Site Staking Plan First Stage Construction	Design Manager
T-CM-FW-D-CE-003 sheet 1	2	4/16/2001	Site Staking Plan Second Stage Construction	Design Manager
T-CM-FW-D-CE-004 sheet 1	3	4/6/2001	Site Excavation Plan First Stage Construction	Design Manager
T-CM-FW-D-CE-005 sheet 1	5	7/27/2005	Site Grading Plan Second Stage Construction	Design Manager
T-CM-FW-D-CE-006 sheet 1	2	4/16/2001	Miscellaneous Details First Stage Construction	Design Manager
T-CM-FW-D-CE-007 sheet 1	3	7/19/2001	Site Cross Section	Design Manager
T-CM-FW-D-CE-008 sheet 1	0	8/7/2001	Utility Reconfiguration Details	Design Manager
T-CM-FW-D-CE-009 sheet 1	2	3/16/2001	Site Profile	Design Manager
T-CM-FW-D-CE-010 sheet 1	4	2/6/2003	SL/SN Transfer Line Plan, Sections and Profile	Design Manager
T-CM-FW-D-CE-010 sheet 2	3	5/13/2002	SL/SN Transfer Line Plan, Sections and Profile	Design Manager
T-CM-FW-D-CE-011 sheet 1	2	4/6/2001	Storm Water Profiles	Design Manager
T-CM-FW-D-CE-012 sheet 1	2	4/12/2001	Storm Water Details	Design Manager

*Attachment C: Intellectual Property Documents Report*

Document #	Rev.	Rev. Date	Document Name	Doc. Owner
------------	------	-----------	---------------	------------

**Drawings****CM**

T-CM-FW-D-CE-013 sheet 1	3	4/16/2001	Retaining Wall Profile and Sections	Design Manager
T-CM-FW-D-CE-014 sheet 1	0	12/4/2000	Site Utility Plan Second Stage Construction	Design Manager
T-CM-FW-D-CE-015 sheet 1	1	12/17/2001	Sanitary Sewer Profile and Details	Design Manager
T-CM-FW-D-CE-016 sheet 1	0	12/2/2000	Water Line Profiles	Design Manager
T-CM-FW-D-CE-017 sheet 1	0	12/2/2000	Water Line Details	Design Manager
T-CM-FW-D-CE-051 sheet 1	0	2/28/2001	Construction Support Area Layout	Design Manager
T-CM-FW-D-CE-052 sheet 1	0	12/4/2000	Clearing & Grubbing Erosion Control Plan	Design Manager
T-CM-FW-D-CE-901 sheet 1	6	4/18/2005	Lease Boundaries	Design Manager
T-CM-FW-D-CE-904 sheet 1	0	2/28/2001	Access Control Point Location Drawing	Design Manager
T-CM-FW-D-EE-001 sheet 1	0	12/7/2000	General Notes, Standard Symbols and Notes	Design Manager
T-CM-FW-D-EE-002 sheet 1	3	7/2/2003	One-Line Diagram Low Voltage Switchgear	Design Manager
T-CM-FW-D-EE-003 sheet 1	5	6/21/2006	One-Line Diagram MCC-1	Design Manager
T-CM-FW-D-EE-004 sheet 1	7	8/8/2006	One-Line Diagram MCC-2	Design Manager
T-CM-FW-D-EE-005 sheet 1	8	6/21/2006	One-Line Diagram MCC-3	Design Manager
T-CM-FW-D-EE-006 sheet 1	4	8/6/2003	One-Line Diagram MCC-4	Design Manager
T-CM-FW-D-EE-007 sheet 1	1	8/6/2003	MCC ENCLOSURE DETAILS MCC-1	Design Manager
T-CM-FW-D-EE-008 sheet 1	1	8/6/2003	MCC ENCLOSURE DETAILS MCC-2	Design Manager
T-CM-FW-D-EE-009 sheet 1	1	8/6/2003	MCC ENCLOSURE DETAILS MCC-3	Design Manager
T-CM-FW-D-EE-010 sheet 1	1	8/6/2003	MCC ENCLOSURE DETAILS MCC-4	Design Manager
T-CM-FW-D-EE-011 sheet 1	2	8/6/2003	ELECTRICAL EQUIPMENT BUILDING	Design Manager
T-CM-FW-D-EE-012 sheet 1	2	8/6/2003	Conduit Layout MCC-1 and MCC-2	Design Manager
T-CM-FW-D-EE-013 sheet 1	2	8/6/2003	Conduit Layout MCC-3 and MCC-4	Design Manager
T-CM-FW-D-EE-014 sheet 1	0	5/24/2001	Switchgear Enclosure Details SWG-01 and SWG-02	Design Manager
T-CM-FW-D-EE-015 sheet 1	2	6/21/2006	Conduit Layout SWG-01 and SWG-02	Design Manager
T-CM-FW-D-EE-020 sheet 1	4	7/20/2005	Grounding Notes, Symbols and Standards	Design Manager
T-CM-FW-D-EE-021 sheet 1	2	7/20/2006	Grounding Process Building EL 770'-0"	Design Manager
T-CM-FW-D-EE-022 sheet 1	3	5/8/2006	Grounding Process Building EL 788'-0"	Design Manager
T-CM-FW-D-EE-023 sheet 1	1	6/21/2006	Grounding Process Building EL 805'-0"	Design Manager
T-CM-FW-D-EE-024 sheet 1	3	12/7/2004	Grounding Electrical Equipment Building	Design Manager



*Attachment C: Intellectual Property Documents Report*

Document #	Rev.	Rev. Date	Document Name	Doc. Owner
<b>Drawings</b>				
<b>CM</b>				
T-CM-FW-D-EE-025 sheet 1	1	12/7/2004	Grounding TRUPACT Building	Design Manager
T-CM-FW-D-EE-026 sheet 1	0	3/7/2001	Grounding East Elevation	Design Manager
T-CM-FW-D-EE-027 sheet 1	2	9/26/2003	Grounding Sections and Details	Design Manager
T-CM-FW-D-EE-028 sheet 1	1	9/26/2003	Lightning Protection Process Building EL 770'-0"	Design Manager
T-CM-FW-D-EE-029 sheet 1	0	3/7/2001	Lightning Protection Process Building EL 788'-0"	Design Manager
T-CM-FW-D-EE-030 sheet 1	2	7/20/2005	LIGHTNING PROTECTION PROCESS BUILDING ROOF & STACK	Design Manager
T-CM-FW-D-EE-031 sheet 1	1	6/21/2006	Lighting Protection Section	Design Manager
T-CM-FW-D-EE-032 sheet 1	1	5/31/2005	LIGHTNING PROTECTION CONTACT HANDLED STAGING AREA	Design Manager
T-CM-FW-D-EE-040 sheet 1	3	7/6/2006	SECONDARY SYSTEMS PROCESS BLDGS 1ST FLOOR	Design Manager
T-CM-FW-D-EE-041 sheet 1	3	6/21/2006	SECONDARY SYSTEMS PROCESS BLDGS 2ND FLOOR	Design Manager
T-CM-FW-D-EE-042 sheet 1	2	6/21/2006	SECONDARY SYSTEMS PROCESS BLDG 3RD FLOOR	Design Manager
T-CM-FW-D-EE-043 sheet 1	2	6/21/2006	RADIATION MONITORS, PLC AND P.A. COMMUNICATIONS SYSTEMS	Design Manager
T-CM-FW-D-EE-050 sheet 1	3	6/21/2006	Lighting Notes, Symbols and Standards	Design Manager
T-CM-FW-D-EE-051 sheet 1	3	7/5/2006	Lighting System Process Building, 1st Floor	Design Manager
T-CM-FW-D-EE-052 sheet 1	4	6/21/2006	Lighting System Process Building, 1st Floor	Design Manager
T-CM-FW-D-EE-053 sheet 1	4	7/10/2006	Lighting System Process Building, 1st Floor	Design Manager
T-CM-FW-D-EE-054 sheet 1	3	9/26/2003	Lighting Process Building, 1st Floor	Design Manager
T-CM-FW-D-EE-055 sheet 1	3	6/21/2006	Lighting Process Building, 1st Floor	Design Manager
T-CM-FW-D-EE-056 sheet 1	2	9/26/2003	LIGHTING MISCELLANEOUS DETAILS	Design Manager
T-CM-FW-D-EE-058 sheet 1	4	6/21/2006	Lighting Process Building, 2nd Floor	Design Manager
T-CM-FW-D-EE-059 sheet 1	2	6/21/2006	LIGHTING - PROCESS BLDG. 2ND FLOOR	Design Manager
T-CM-FW-D-EE-060 sheet 1	6	6/21/2006	LIGHTING - PROCESS BLDG. 2ND FLOOR	Design Manager
T-CM-FW-D-EE-061 sheet 1	2	8/29/2002	LIGHTING - PROCESS BLDG. 2ND FLOOR	Design Manager
T-CM-FW-D-EE-062 sheet 1	2	10/12/2005	Lighting Process Building, 2nd Floor	Design Manager
T-CM-FW-D-EE-064 sheet 1	1	4/25/2002	Lighting Process Building, 3rd Floor	Design Manager
T-CM-FW-D-EE-065 sheet 1	3	6/21/2006	Lighting Process Building, 3rd Floor	Design Manager
T-CM-FW-D-EE-066 sheet 1	2	9/26/2003	Lighting Process Building, 3rd Floor	Design Manager



*Attachment C: Intellectual Property Documents Report*

Document #	Rev.	Rev. Date	Document Name	Doc. Owner
<b>Drawings</b>				
<b>CM</b>				
T-CM-FW-D-EE-067 sheet 1	3	9/26/2003	Lighting Process Building, 3rd Floor	Design Manager
T-CM-FW-D-EE-068 sheet 1	4	6/21/2006	POWER RECEPTACLE SYSTEM PROCESS BLDG 1ST FLOOR	Design Manager
T-CM-FW-D-EE-069 sheet 1	3	9/26/2003	POWER RECEPTACLE SYSTEM PROCESS BLDG 1ST FLOOR	Design Manager
T-CM-FW-D-EE-070 sheet 1	5	6/21/2006	POWER RECEPTACLE LAYOUT PROCESS BLDG 1ST FLOOR	Design Manager
T-CM-FW-D-EE-071 sheet 1	4	10/12/2005	POWER RECEPTACLE SYSTEM PROCESS BLDG 1ST FLOOR	Design Manager
T-CM-FW-D-EE-073 sheet 1	5	6/21/2006	POWER RECEPTACLE SYSTEM PROCESS BLDG 2ND FLOOR	Design Manager
T-CM-FW-D-EE-074 sheet 1	4	6/21/2006	POWER RECEPTACLE SYSTEM PROCESS BLDG 2ND FLOOR	Design Manager
T-CM-FW-D-EE-075 sheet 1	2	9/11/2002	POWER RECEPTACLE SYSTEM PROCESS BLDG 2ND FLOOR	Design Manager
T-CM-FW-D-EE-076 sheet 1	4	7/20/2005	POWER RECEPTACLE SYSTEM PROCESS BLDG 2ND FLOOR	Design Manager
T-CM-FW-D-EE-077 sheet 1	2	6/21/2006	POWER RECEPTACLE SYSTEM, CHSA BLDG	Design Manager
T-CM-FW-D-EE-078 sheet 1	2	6/21/2006	POWER RECEPTACLE SYSTEM PROCESS BLDG 3RD FLOOR	Design Manager
T-CM-FW-D-EE-079 sheet 1	3	7/13/2006	POWER RECEPTACLE SYSTEM PROCESS BLDG 3RD FLOOR	Design Manager
T-CM-FW-D-EE-080 sheet 1	1	9/26/2003	HEPA FILTER ENCLOSURE LIGHTING AND RECEPTACLES	Design Manager
T-CM-FW-D-EE-083 sheet 1	8	6/21/2006	Lighting System Lighting Panel Schedules	Design Manager
T-CM-FW-D-EE-084 sheet 1	2	8/20/2002	Lighting Installation Details	Design Manager
T-CM-FW-D-EE-085 sheet 1	0	4/29/2003	LIGHTING INSTALLATION DETAILS	Design Manager
T-CM-FW-D-EE-086 sheet 1	6	10/12/2005	Lighting System Light Fixture/Device Schedule	Design Manager
T-CM-FW-D-EE-100 sheet 1	3	11/26/2002	480V Distribution System Notes, Symbols and Materials List	Design Manager
T-CM-FW-D-EE-101 sheet 1	6	6/21/2006	INSTR & 480 Volt Distribution System Process Building EL 770-0"	Design Manager
T-CM-FW-D-EE-102 sheet 1	6	7/10/2006	480V Distribution System Process Building EL 788'-0"	Design Manager
T-CM-FW-D-EE-103 sheet 1	4	10/7/2003	480V Distribution System Process Building EL 805'-0"	Design Manager
T-CM-FW-D-EE-104 sheet 0	6	7/20/2006	480 Volt Distribution System Elect Equip Building, Boiler & A/C	Design Manager

**Attachment C: Intellectual Property Documents Report**

Document #	Rev.	Rev. Date	Document Name	Doc. Owner
<b>Drawings</b>				
<b>CM</b>				
T-CM-FW-D-EE-104 sheet 1	5	12/7/2004	480V Distribution System Process Building, Boiler & A/C	Design Manager
T-CM-FW-D-EE-105 sheet 1	3	9/14/2003	480V Distribution System Process Building EL 770'-0"	Design Manager
T-CM-FW-D-EE-106 sheet 1	3	9/14/2003	480V Distribution System Process Building EL 805'-0"	Design Manager
T-CM-FW-D-EE-107 sheet 1	1	3/18/2002	480V Distribution System Elect Equip Bldg. Boiler & A/C	Design Manager
T-CM-FW-D-EE-108 sheet 1	2	10/12/2005	480V Distribution System	Design Manager
T-CM-FW-D-EE-109 sheet 1	2	9/9/2002	Electrical Installation Details	Design Manager
T-CM-FW-D-EE-110 sheet 1	1	11/1/2002	ELECTRICAL INSTALLATION DETAILS	Design Manager
T-CM-FW-D-EE-111 sheet 2	1	7/20/2006	120/208 Volt Distribution System Process Bldg. EL. 770' - 0"	Design Manager
T-CM-FW-D-EE-112 sheet 1	7	7/5/2006	120 VOLT DISTRIBUTION SYSTEM PROCESS BLDG EL. 788' - 0"	Design Manager
T-CM-FW-D-EE-113 sheet 1	6	10/9/2003	120 VOLT DISTRIBUTION SYSTEM PROCESS BLDG EL. 805' - 0"	Design Manager
T-CM-FW-D-EE-114 sheet 1	0	3/21/2002	CABLE PENETRATION SEAL DETAIL	Design Manager
T-CM-FW-D-EE-115 sheet 1	1	6/21/2006	ELECTRICAL INSTALLATION ELEVATION DETAILS	Design Manager
T-CM-FW-D-EE-116 sheet 1	1	11/1/2002	ELECTRICAL INSTALLATION ELEVATION DETAILS	Design Manager
T-CM-FW-D-EE-117 sheet 1	0	3/21/2002	ELECTRICAL INSTALLATION ELEVATION DETAILS	Design Manager
T-CM-FW-D-EE-118 sheet 1	2	7/5/2006	PARTIAL 120 VOLT-DIST SYSTEM HEAT TAPE	Design Manager
T-CM-FW-D-EE-119 sheet 1	1	9/26/2003	ELECTRICAL DETAILS - VERTICAL CONVEYOR & ROLLUP DOORS	Design Manager
T-CM-FW-D-EE-120 sheet 1	1	9/26/2003	RH HOT CELL EAST WALL ELECTRICAL INSTALLATION DETAILS	Design Manager
T-CM-FW-D-EE-121 sheet 1	1	8/20/2002	120V DIGITAL DIST. SYSTEM PROCESS BLDG. EL. 770'-0"	Design Manager
T-CM-FW-D-EE-122 sheet 1	3	9/14/2003	DIGITAL DISTRIBUTION SYSTEM PROCESS BLDG. EL. 770'-0"	Design Manager
T-CM-FW-D-EE-123 sheet 1	2	9/14/2002	ANALOG DISTRIBUTION SYSTEM PROCESS BLDG. EL. 770'-0"	Design Manager
T-CM-FW-D-EE-124 sheet 1	2	11/1/2002	120V/DIGITAL DISTRIBUTION SYSTEM PROCESS BLDG EL. 805'-0"	Design Manager
T-CM-FW-D-EE-125 sheet 1	4	9/26/2003	DIGITAL DISTRIBUTION SYSTEM PROCESS BLDG EL. 805'-0"	Design Manager



Attachment C: Intellectual Property Documents Report

Document # Rev. Rev. Date Document Name Doc Owner

Drawings

CM

Document #	Rev.	Rev. Date	Document Name	Doc Owner
T-CM-FW-D-EE-126	1	9/26/2003	ANALOG DISTRIBUTION SYSTEM PROCESS BLDG EL. 805-0"	Design Manager
T-CM-FW-D-EE-127	1	7/5/2006	HOT CELL POWER, CONTROL, INSTRUMENTATION & GROUNDING SYS	Design Manager
T-CM-FW-D-EE-128	2	7/5/2006	Electrical Installation Sections	Design Manager
T-CM-FW-D-EE-130	1	9/14/2003	ELECTRICAL INSTALLATION SECTIONS	Design Manager
T-CM-FW-D-EE-131	1	10/8/2002	ELECTRICAL INSTALLATION DETAILS	Design Manager
T-CM-FW-D-EE-132	1	9/14/2003	ELECTRICAL INSTALLATION SECTIONS	Design Manager
T-CM-FW-D-EE-133	1	5/26/2003	ELECTRICAL INSTALLATION SECTIONS	Design Manager
T-CM-FW-D-EE-134	1	11/12/2002	DELETED - ELECTRICAL INSTALLATION DETAILS	Design Manager
T-CM-FW-D-EE-135	1	11/12/2002	ELECTRICAL INSTALLATION SECTIONS	Design Manager
T-CM-FW-D-EE-136	1	9/26/2003	ELECTRICAL INSTALLATION DETAILS	Design Manager
T-CM-FW-D-EE-137	1	9/26/2003	ELECTRICAL INSTALLATION SECTIONS	Design Manager
T-CM-FW-D-EE-138	1	10/15/2003	ELECTRICAL INSTALLATION SECTIONS	Design Manager
T-CM-FW-D-EE-139	1	12/5/2002	ELECTRICAL SYSTEMS PLAN - SUPPORT BUILDINGS	Design Manager
T-CM-FW-D-EE-150	1	10/12/2005	DISCONNECT SWITCH SCHEDULE	Design Manager
T-CM-FW-D-EE-151	1	9/26/2003	JUNCTION BOX SCHEDULE	Design Manager
T-CM-FW-D-EE-180	1	10/12/2005	POWER DISTRIBUTION SYSTEM POWER PANEL SCHEDULE	Design Manager
T-CM-FW-D-EE-181	1	7/11/2006	Power Distribution System Power Panel Schedule	Design Manager
T-CM-FW-D-EE-182	1	10/15/2003	POWER DISTRIBUTION SYSTEM POWER PANEL SCHEDULES	Design Manager
T-CM-FW-D-EE-300	1	6/28/2005	Cable Schedules (29 sheets)	Design Manager
T-CM-FW-D-EE-301	1	6/28/2005	Conduit Schedules (33 sheets)	Design Manager
T-CM-FW-D-EE-302	1	6/28/2005	Cable Schedules (32 sheets)	Design Manager
T-CM-FW-D-EE-303	1	6/28/2005	Conduit Schedules (26 sheets)	Design Manager
T-CM-FW-D-EE-500	1	3/20/2002	CHILLED WATER PUMP POWER DIST. SKID P-302A/B	Design Manager
T-CM-FW-D-EE-500	2	9/14/2002	PUMP SKID CONNECTION DIAGRAM PUMP SKID P-302A/B	Design Manager
T-CM-FW-D-EE-501	1	3/20/2002	CHILLED WATER PUMP POWER DIST. SKID P-312A/B	Design Manager

**Attachment C: Intellectual Property Documents Report**

Document #	Rev.	Rev. Date	Document Name	Doc. Owner
------------	------	-----------	---------------	------------

**Drawings****CM**

T-CM-FW-D-EE-501 sheet 2	2	9/26/2003	PUMP SKID CONNECTION DIAGRAM PUMP SKID P-312A/B	Design Manager
T-CM-FW-D-FP-001 sheet 1	3	7/21/2005	1st Floor Plan Fire Protection Coverage	Design Manager
T-CM-FW-D-FP-002 sheet 1	2	4/18/2005	2nd Floor Plan Fire Protection Coverage	Design Manager
T-CM-FW-D-FP-003 sheet 1	2	4/18/2005	3rd Floor Plan Fire Protection Coverage	Design Manager
T-CM-FW-D-FP-101 sheet 1	1	1/12/2004	Sprinkler Piping Seismic Restraints	Design Manager
T-CM-FW-D-HP-001 sheet 1	0	6/17/2003	Check Source Shield Radiation Monitoring Devices	Design Manager
T-CM-FW-D-IC-002	3	7/20/2005	Instrumentation Equipment Schedule (62 pages)	Design Engineer
T-CM-FW-D-IC-005 sheet 1	1	9/26/2002	AIR SAMPLER INSTALLATION DETAILS	Design Manager
T-CM-FW-D-IC-011 sheet 1	0	7/26/2002	1st FLOOR REMOTE VIEWING SYSTEM BLOCK DIAGRAM	Design Manager
T-CM-FW-D-IC-012 sheet 1	0	7/26/2002	2nd FLOOR REMOTE VIEWING SYSTEM BLOCK DIAGRAM	Design Manager
T-CM-FW-D-IC-013 sheet 1	0	7/26/2002	3rd FLOOR REMOTE VIEWING SYSTEM BLOCK DIAGRAM	Design Manager
T-CM-FW-D-IC-015 sheet 1	3	12/19/2003	REMOTE VIEWING SYSTEM DRYER VIEWING PORTS	Design Manager
T-CM-FW-D-IC-016 sheet 1	1	2/5/2003	REMOTE VIEWING SYSTEM TUNGSTEN SHIELDING	Design Manager
T-CM-FW-D-IC-016 sheet 2	1	2/5/2003	REMOTE VIEWING SYSTEM TUNGSTEN SHIELDING	Design Manager
T-CM-FW-D-IC-100 sheet 1	2	7/7/2003	SUPERNATE BOGIE CONTROL PANEL LAYOUT	Design Manager
T-CM-FW-D-IC-100 sheet 2	0	7/7/2003	SUPERNATE BOGIE CONTROL PANEL LAYOUT	Design Manager
T-CM-FW-D-IC-101 sheet 1	2	7/7/2003	SUPERNATE BOGIE CONTROL ELECTRICAL SCHEMATIC	Design Manager
T-CM-FW-D-IC-101 sheet 2	2	7/7/2003	SUPERNATE BOGIE CONTROL ELECTRICAL SCHEMATIC	Design Manager
T-CM-FW-D-IC-102 sheet 1	0	8/29/2002	P.A. SYSTEM GAI-TRONICS WIRING DIAGRAM	Design Manager
T-CM-FW-D-IC-103 sheet 1	0	8/29/2002	P.A. SYSTEM GAI-TRONICS WIRING DIAGRAM	Design Manager
T-CM-FW-D-IC-104 sheet 1	1	7/7/2003	72-B CANISTER BOGIE CONTROL PANEL LAYOUT	Design Manager
T-CM-FW-D-IC-105 sheet 1	1	2/21/2003	72-B CANISTER BOGIE CONTROL ELECTRICAL SCHEMATIC	Design Manager
T-CM-FW-D-IC-105 sheet 2	1	7/7/2003	72-B CANISTER BOGIE CONTROL ELECTRICAL SCHEMATIC	Design Manager

Wednesday, September 20, 2006 11:52:55 AM

rpiDocumentExcludesVendor



**Attachment C: Intellectual Property Documents Report**

Document #	Rev.	Rev. Date	Document Name	Doc. Owner
------------	------	-----------	---------------	------------

**Drawings****CM**

T-CM-FW-D-IC-106 sheet 1	1	7/7/2003	72-B CANISTER BOGIE ROTARY TABLE CONTROL PANEL LAYOUT	Design Manager
T-CM-FW-D-IC-107 sheet 1	0	2/14/2003	72-B CANISTER BOGIE ROTARY TABLE CONTROL ELECTRICAL SCHEMATIC	Design Manager
T-CM-FW-D-IC-108 sheet 1	0	2/14/2003	72-B ROAD CASK BOGIE CONTROL PANEL LAYOUT	Design Manager
T-CM-FW-D-IC-109 sheet 1	0	2/14/2003	72-B ROAD CASK BOGIE CONTROL ELECTRICAL SCHEMATIC	Design Manager
T-CM-FW-D-IC-109 sheet 2	0	2/14/2003	72-B ROAD CASK BOGIE CONTROL ELECTRICAL SCHEMATIC	Design Manager
T-CM-FW-D-IC-110 sheet 1	1	5/15/2003	SUPERNATE PUMPS JOG CONTROL PANEL LAYOUT	Design Manager
T-CM-FW-D-IC-110 sheet 2	1	5/15/2003	SUPERNATE PUMPS JOG CONTROL PANEL LAYOUT	Design Manager
T-CM-FW-D-IC-110 sheet 3	1	5/15/2003	SUPERNATE PUMPS JOG CONTROL PANEL LAYOUT	Design Manager
T-CM-FW-D-IC-111 sheet 1	1	5/15/2003	SUPERNATE PUMPS JOG CONTROL PANEL LAYOUT	Design Manager
T-CM-FW-D-IC-111 sheet 2	1	5/15/2003	SUPERNATE PUMPS JOG CONTROL PANEL LAYOUT	Design Manager
T-CM-FW-D-IC-111 sheet 3	1	5/15/2003	SUPERNATE PUMPS JOG CONTROL PANEL LAYOUT	Design Manager
T-CM-FW-D-IC-112 sheet 1	0	4/17/2003	HOT CELL LIGHTING CONTACTOR PANEL LAYOUT	Design Manager
T-CM-FW-D-IC-113 sheet 1	0	4/17/2003	HOT CELL LIGHTING CONTACTORS ELECTRICAL SCHEMATIC	Design Manager
T-CM-FW-D-IC-114 sheet 1	3	7/10/2003	RH SOLIDS CONCRETE CASK BOGIE CONTROL PANEL LAYOUT	Design Manager
T-CM-FW-D-IC-115 sheet 1	3	7/10/2003	RH SOLIDS CONCRETE CASK BOGIE CONTROL ELECTRICAL SCHEMATIC	Design Manager
T-CM-FW-D-IC-115 sheet 2	3	7/10/2003	RH SOLIDS CONCRETE CASK BOGIE CONTROL ELECTRICAL SCHEMATIC	Design Manager
T-CM-FW-D-IC-115 sheet 3	3	7/10/2003	RH SOLIDS CONCRETE CASK BOGIE CONTROL ELECTRICAL SCHEMATIC	Design Manager
T-CM-FW-D-IC-115 sheet 4	0	7/10/2003	RH SOLIDS CONCRETE CASK BOGIE CONTROL ELECTRICAL SCHEMATIC	Design Manager
T-CM-FW-D-IC-116 sheet 1	0	5/15/2003	NDA LOAD CART CONTROL PANEL LAYOUT	Design Manager
T-CM-FW-D-IC-116 sheet 2	1	7/7/2003	NDA LOAD CART CONTROL ELECTRICAL SCHEMATIC	Design Manager
T-CM-FW-D-IC-116 sheet 3	1	7/7/2003	NDA LOAD CART CONTROL ELECTRICAL SCHEMATIC	Design Manager

**Attachment C: Intellectual Property Documents Report**


Document #	Rev.	Rev. Date	Document Name	Doc. Owner
<b>Drawings</b>				
<b>CM</b>				
T-CM-FW-D-IC-117 sheet 1	0	7/7/2003	DIGITAL INPUT LOOPS CAN FILLING STATION	Design Manager
T-CM-FW-D-IC-118 sheet 1	0	5/15/2003	NDA LOAD CART CONTROL PANEL LAYOUT	Design Manager
T-CM-FW-D-IC-118 sheet 2	1	5/15/2003	NDA LOAD CART CONTROL ELECTRICAL SCHEMATIC	Design Manager
T-CM-FW-D-IC-118 sheet 3	1	7/7/2003	NDA LOAD CART CONTROL ELECTRICAL SCHEMATIC	Design Manager
T-CM-FW-D-IC-119 sheet 1	0	8/13/2003	480 VOLT HEPA FILTER ENCLOSURE HEATERS PANEL LAYOUT	Design Manager
T-CM-FW-D-IC-120 sheet 1	0	8/13/2003	F-202 & HEPA FILTER HEATERS 120 VOLT CONTROL PANEL LAYOUT	Design Manager
T-CM-FW-D-IC-121 sheet 1	0	8/13/2003	BLDG EXH HEPA FILTERS (F-011, F-012, F-013) & F-202 HEATERS	Design Manager
T-CM-FW-D-IC-121 sheet 2	0	8/13/2003	BLDG EXH HEPA FILTERS (F-011, F-012, F-013) & F-202 HEATERS	Design Manager
T-CM-FW-D-IC-122 sheet 1	1	6/21/2006	PNEUMATIC BRIDGE BREAKER RAM PANEL LAYOUT	Design Manager
T-CM-FW-D-IC-123 sheet 1	2	6/21/2006	PNEUMATIC BRIDGE BREAKER RAM PANEL WIRING	Design Manager
T-CM-FW-D-IC-124 sheet 1	0	7/17/2008	SN Dryer Purge Air Heater Temp. Cont. Panel Layout / Schem.	Design Manager
T-CM-FW-D-IC-125 sheet 1	0	6/21/2006	CHSA Motor Control Panel Layout (Ref. FCR-EE-044, DCN-EE-176)	Design Manager
T-CM-FW-D-IC-125 sheet 2	0	6/21/2006	CHSA Motor Control Panel (Ref. FCR-EE-044, DCN-EE-176)	Design Manager
T-CM-FW-D-IC-125 sheet 3	0	6/21/2006	CHSA Motor Control Panel (Ref. DCN-EE-176)	Design Manager
T-CM-FW-D-IC-126	0	7/5/2006	Glovebox Differential Pressure Panel Layout	Design Manager
T-CM-FW-D-IC-200 sheet 1	1	9/14/2002	INSTRUMENT INSTALLATION DETAILS	Design Manager
T-CM-FW-D-IC-201 sheet 1	1	9/14/2003	INSTRUMENT INSTALLATION DETAILS	Design Manager
T-CM-FW-D-IC-202 sheet 1	1	11/12/2002	INSTRUMENT INSTALLATION DETAILS	Design Manager
T-CM-FW-D-IC-203 sheet 1	3	10/15/2003	INSTRUMENT INSTALLATION DETAILS	Design Manager
T-CM-FW-D-IC-204 sheet 1	1	9/14/2003	INSTRUMENT ENCLOSURE DETAILS	Design Manager
T-CM-FW-D-IC-206 sheet 1	0	7/26/2002	INSTRUMENT INSTALLATION DETAILS	Design Manager
T-CM-FW-D-IC-207 sheet 1	0	7/26/2002	INSTRUMENT INSTALLATION DETAILS	Design Manager
T-CM-FW-D-IC-208 sheet 1	1	1/28/2003	STILL WELL ASSEMBLY SECTION AND DETAILS	Design Manager
T-CM-FW-D-IC-209 sheet 1	0	2/14/2003	INSTRUMENT INSTALLATION DETAILS	Design Manager



Attachment C: Intellectual Property Documents Report

Document # Rev. Rev. Date Document Name Doc Owner

Drawings



T-CM-FW-D-IC-210 sheet 1	1	7/8/2003	MAT/IT/TT-011, 012, 013 INSTRUMENT INSTALLATION DETAILS	Design Manager
T-CM-FW-D-IC-211 sheet 1	1	6/21/2006	TUBING SCHEMATIC FOR SUPERNATE DRYER BRIDGE BREAKER	Design Manager
T-CM-FW-D-IC-221 sheet 1	5	1/30/2004	HEPA FILTER PRESS, DIFF, INSTR. TUBING DETAILS	Design Manager
T-CM-FW-D-IC-221 sheet 2	7	1/30/2004	HEPA FILTER PRESS, DIFF, INSTR. TUBING DETAILS	Design Manager
T-CM-FW-D-IC-222 sheet 1	0	2/5/2003	F-231 PRESS DIFFERENTIAL TUBING DETAILS	Design Manager
T-CM-FW-D-IC-223 sheet 1	0	7/4/2003	CARBON ADSORBER A-211 PRESS, DIFF, INSTR. TUBING DETAILS	Design Manager
T-CM-FW-D-IC-224 sheet 1	0	7/4/2003	HOT CELL SUPPLY FILTER F-211A PRESS, DIFF, INSTR. TUBING DETAILS	Design Manager
T-CM-FW-D-IC-225 sheet 1	0	7/4/2003	HOT CELL EXHAUST FILTER F-211B PRESS, DIFF, INSTR. TUBING DETAILS	Design Manager
T-CM-FW-D-IC-225 sheet 2	0	7/4/2003	HOT CELL EXHAUST FILTER F-211B PRESS, DIFF, INSTR. TUBING DETAILS	Design Manager
T-CM-FW-D-IC-226 sheet 1	0	7/4/2003	BBA SUPPLY FILTER F-213A PRESS, DIFF, INSTR. TUBING DETAILS	Design Manager
T-CM-FW-D-IC-227 sheet 1	2	7/25/2005	BBA SUPPLY FILTER F-213B PRESS, DIFF, INSTR. TUBING DETAILS	Design Manager
T-CM-FW-D-IC-228 sheet 1	2	7/25/2005	BBA EXHAUST FILTER F-213B PRESS, DIFF, INSTR. TUBING DETAILS	Design Manager
T-CM-FW-D-IC-229 sheet 1	0	7/4/2003	BBA/HOT CELL FILTERS PRESS, DIFF, INSTR. TUBING, DETAILS	Design Manager
T-CM-FW-D-IC-230 sheet 1	0	6/21/2006	Differential Pressure Transmitter Installation Detail (Rel. DCN-IC-070, R2)	Design Manager
T-CM-FW-D-IC-303 sheet 1	2	5/9/2003	Instrumentation Loop Diagram	Design Manager
T-CM-FW-D-IC-304 sheet 1	1	5/9/2003	Instrumentation Loop Diagram	Design Manager
T-CM-FW-D-IC-306 sheet 1	1	5/9/2003	Instrumentation Loop Diagram	Design Manager
T-CM-FW-D-IC-307 sheet 1	1	5/9/2003	Instrumentation Loop Diagram	Design Manager
T-CM-FW-D-IC-308 sheet 1	1	5/9/2003	Instrumentation Loop Diagram	Design Manager
T-CM-FW-D-IC-309 sheet 1	2	5/19/2003	Instrumentation Loop Diagram	Design Manager
T-CM-FW-D-IC-310 sheet 1	2	5/15/2003	Instrumentation Loop Diagram	Design Manager
T-CM-FW-D-IC-311 sheet 1	1	5/9/2003	Instrumentation Loop Diagram	Design Manager
T-CM-FW-D-IC-312 sheet 1	2	5/15/2003	Instrumentation Loop Diagram	Design Manager



Attachment C: Intellectual Property Documents Report

Document # Rev. Rev. Date Document Name Doc. Owner

Drawings

CM

Table with 5 columns: Document #, Rev., Rev. Date, Document Name, Doc. Owner. Rows list various Instrumentation Loop Diagram sheets (e.g., T-CM-FW-D-IC-313 sheet 1) and their respective revision numbers and dates, all assigned to Design Manager.

*Attachment C: Intellectual Property Documents Report*

<i>Document #</i>	<i>Rev.</i>	<i>Rev. Date</i>	<i>Document Name</i>	<i>Doc. Owner</i>
<b>Drawings</b>				
<b>CM</b>				
T-CM-FW-D-IC-345 sheet 1	2	5/19/2003	Instrumentation Loop Diagram	Design Manager
T-CM-FW-D-IC-346 sheet 1	1	5/9/2003	Instrumentation Loop Diagram	Design Manager
T-CM-FW-D-IC-347 sheet 1	2	5/9/2003	Instrumentation Loop Diagram	Design Manager
T-CM-FW-D-IC-348 sheet 1	1	5/15/2003	Instrumentation Loop Diagram	Design Manager
T-CM-FW-D-IC-349 sheet 1	2	5/9/2003	Instrumentation Loop Diagram	Design Manager
T-CM-FW-D-IC-350 sheet 1	1	5/9/2003	Instrumentation Loop Diagram	Design Manager
T-CM-FW-D-IC-351 sheet 1	1	5/9/2003	Instrumentation Loop Diagram	Design Manager
T-CM-FW-D-IC-353 sheet 1	1	5/9/2003	Instrumentation Loop Diagram	Design Manager
T-CM-FW-D-IC-354 sheet 1	1	5/9/2003	Instrumentation Loop Diagram	Design Manager
T-CM-FW-D-IC-355 sheet 1	1	5/9/2003	Instrumentation Loop Diagram	Design Manager
T-CM-FW-D-IC-356 sheet 1	1	5/9/2003	Instrumentation Loop Diagram	Design Manager
T-CM-FW-D-IC-357 sheet 1	1	5/9/2003	Instrumentation Loop Diagram	Design Manager
T-CM-FW-D-IC-358 sheet 1	1	5/9/2003	INSTRUMENTATION LOOP DIAGRAM	Design Manager
T-CM-FW-D-IC-359 sheet 1	2	5/19/2003	Instrumentation Loop Diagram	Design Manager
T-CM-FW-D-IC-361 sheet 1	1	5/9/2003	Instrumentation Loop Diagram	Design Manager
T-CM-FW-D-IC-362 sheet 1	1	5/9/2003	Instrumentation Loop Diagram	Design Manager
T-CM-FW-D-IC-363 sheet 1	2	5/15/2003	Instrumentation Loop Diagram	Design Manager
T-CM-FW-D-IC-364 sheet 1	1	5/9/2003	Instrumentation Loop Diagram	Design Manager
T-CM-FW-D-IC-365 sheet 1	2	5/15/2003	Instrumentation Loop Diagram	Design Manager
T-CM-FW-D-IC-366 sheet 1	1	5/9/2003	Instrumentation Loop Diagram	Design Manager
T-CM-FW-D-IC-367 sheet 1	2	5/15/2003	Instrumentation Loop Diagram	Design Manager
T-CM-FW-D-IC-368 sheet 1	4	5/15/2003	Instrumentation Loop Diagram	Design Manager
T-CM-FW-D-IC-369 sheet 1	3	5/14/2003	Instrumentation Loop Diagram	Design Manager
T-CM-FW-D-IC-370 sheet 1	3	5/14/2003	Instrumentation Loop Diagram	Design Manager
T-CM-FW-D-IC-371 sheet 1	1	5/9/2003	Instrumentation Loop Diagram	Design Manager
T-CM-FW-D-IC-372 sheet 1	2	5/9/2003	Instrumentation Loop Diagram	Design Manager
T-CM-FW-D-IC-373 sheet 1	1	5/9/2003	Instrumentation Loop Diagram	Design Manager
T-CM-FW-D-IC-374 sheet 1	1	5/9/2003	Instrumentation Loop Diagram	Design Manager
T-CM-FW-D-IC-375 sheet 1	2	5/19/2003	Instrumentation Loop Diagram	Design Manager
T-CM-FW-D-IC-376 sheet 1	1	5/9/2003	Instrumentation Loop Diagram	Design Manager



*Attachment C: Intellectual Property Documents Report*

Document #	Rev.	Rev. Date	Document Name	Doc. Owner
<b>Drawings</b>				
<b>CM</b>				
T-CM-FW-D-IC-377 sheet 1	1	5/9/2003	Instrumentation Loop Diagram	Design Manager
T-CM-FW-D-IC-378 sheet 1	1	5/9/2003	Instrumentation Loop Diagram	Design Manager
T-CM-FW-D-IC-379 sheet 1	1	5/9/2003	Instrumentation Loop Diagram	Design Manager
T-CM-FW-D-IC-380 sheet 1	1	5/9/2003	Instrumentation Loop Diagram	Design Manager
T-CM-FW-D-IC-381 sheet 1	2	5/15/2003	Instrumentation Loop Diagram	Design Manager
T-CM-FW-D-IC-383 sheet 1	2	5/15/2003	Instrumentation Loop Diagram	Design Manager
T-CM-FW-D-IC-384 sheet 1	1	5/9/2003	Instrumentation Loop Diagram	Design Manager
T-CM-FW-D-IC-385 sheet 1	2	5/15/2003	Instrumentation Loop Diagram	Design Manager
T-CM-FW-D-IC-386 sheet 1	1	5/15/2003	Instrumentation Loop Diagram	Design Manager
T-CM-FW-D-IC-387 sheet 1	1	5/9/2003	Instrumentation Loop Diagram	Design Manager
T-CM-FW-D-IC-388 sheet 1	1	5/9/2003	Instrumentation Loop Diagram	Design Manager
T-CM-FW-D-IC-389 sheet 1	2	5/19/2003	Instrumentation Loop Diagram	Design Manager
T-CM-FW-D-IC-390 sheet 1	1	5/19/2003	Instrumentation Loop Diagram	Design Manager
T-CM-FW-D-IC-391 sheet 1	2	7/7/2003	Instrumentation Loop Diagram	Design Manager
T-CM-FW-D-IC-392 sheet 1	2	7/7/2003	Instrumentation Loop Diagram	Design Manager
T-CM-FW-D-IC-393 sheet 1	1	1/21/2003	Instrumentation Loop Diagram	Design Manager
T-CM-FW-D-IC-395 sheet 1	1	5/19/2003	Instrumentation Loop Diagram	Design Manager
T-CM-FW-D-IC-396 sheet 1	1	5/19/2003	Instrumentation Loop Diagram	Design Manager
T-CM-FW-D-IC-397 sheet 1	1	6/24/2002	Instrumentation Loop Diagram	Design Manager
T-CM-FW-D-IC-398 sheet 1	0	6/28/2002	Instrumentation Loop Diagram	Design Manager
T-CM-FW-D-IC-399 sheet 1	1	6/24/2002	Instrumentation Loop Diagram	Design Manager
T-CM-FW-D-IC-400 sheet 1	1	5/19/2003	Instrumentation Loop Diagram	Design Manager
T-CM-FW-D-IC-401 sheet 1	1	6/24/2002	Instrumentation Loop Diagram	Design Manager
T-CM-FW-D-IC-402 sheet 1	0	6/28/2002	Instrumentation Loop Diagram	Design Manager
T-CM-FW-D-IC-403 sheet 1	2	5/19/2003	Instrumentation Loop Diagram	Design Manager
T-CM-FW-D-IC-404 sheet 1	2	5/19/2003	Instrumentation Loop Diagram	Design Manager
T-CM-FW-D-IC-405 sheet 1	2	5/19/2003	Instrumentation Loop Diagram	Design Manager
T-CM-FW-D-IC-406 sheet 1	2	5/19/2003	Instrumentation Loop Diagram	Design Manager
T-CM-FW-D-IC-407 sheet 1	2	1/21/2003	Instrumentation Loop Diagram	Design Manager
T-CM-FW-D-IC-408 sheet 1	0	6/26/2002	Instrumentation Loop Diagram	Design Manager



*Attachment C: Intellectual Property Documents Report*

<i>Document #</i>	<i>Rev.</i>	<i>Rev. Date</i>	<i>Document Name</i>	<i>Doc. Owner</i>
-------------------	-------------	------------------	----------------------	-------------------

**Drawings**

**CM**

T-CM-FW-D-IC-409 sheet 1	0	6/26/2002	Instrumentation Loop Diagram	Design Manager
T-CM-FW-D-IC-410 sheet 1	1	1/21/2003	Instrumentation Loop Diagram	Design Manager
T-CM-FW-D-IC-411 sheet 1	1	5/19/2003	Instrumentation Loop Diagram	Design Manager
T-CM-FW-D-IC-412 sheet 1	1	5/19/2003	Instrumentation Loop Diagram	Design Manager
T-CM-FW-D-IC-413 sheet 1	1	5/19/2003	Instrumentation Loop Diagram	Design Manager
T-CM-FW-D-IC-414 sheet 1	1	5/19/2003	Instrumentation Loop Diagram	Design Manager
T-CM-FW-D-IC-415 sheet 1	1	6/24/2002	Instrumentation Loop Diagram	Design Manager
T-CM-FW-D-IC-416 sheet 1	1	6/24/2002	Instrumentation Loop Diagram	Design Manager
T-CM-FW-D-IC-417 sheet 1	1	5/19/2003	Instrumentation Loop Diagram	Design Manager
T-CM-FW-D-IC-418 sheet 1	1	5/19/2003	Instrumentation Loop Diagram	Design Manager
T-CM-FW-D-IC-419 sheet 1	1	6/24/2002	Instrumentation Loop Diagram	Design Manager
T-CM-FW-D-IC-420 sheet 1	0	7/1/2002	Instrumentation Loop Diagram	Design Manager
T-CM-FW-D-IC-421 sheet 1	1	1/21/2003	Instrumentation Loop Diagram	Design Manager
T-CM-FW-D-IC-422 sheet 1	0	6/26/2002	Instrumentation Loop Diagram	Design Manager
T-CM-FW-D-IC-423 sheet 1	0	6/26/2002	Instrumentation Loop Diagram	Design Manager
T-CM-FW-D-IC-424 sheet 1	2	7/7/2003	Instrumentation Loop Diagram	Design Manager
T-CM-FW-D-IC-425 sheet 1	2	5/19/2003	Instrumentation Loop Diagram	Design Manager
T-CM-FW-D-IC-426 sheet 1	2	5/19/2003	Instrumentation Loop Diagram	Design Manager
T-CM-FW-D-IC-427 sheet 1	2	5/19/2003	Instrumentation Loop Diagram	Design Manager
T-CM-FW-D-IC-428 sheet 1	2	5/19/2003	Instrumentation Loop Diagram	Design Manager
T-CM-FW-D-IC-429 sheet 1	1	1/21/2003	Instrumentation Loop Diagram	Design Manager
T-CM-FW-D-IC-431 sheet 1	1	1/21/2003	Instrumentation Loop Diagram	Design Manager
T-CM-FW-D-IC-432 sheet 1	2	5/19/2003	Instrumentation Loop Diagram	Design Manager
T-CM-FW-D-IC-433 sheet 1	2	5/19/2003	Instrumentation Loop Diagram	Design Manager
T-CM-FW-D-IC-434 sheet 1	2	5/19/2003	Instrumentation Loop Diagram	Design Manager
T-CM-FW-D-IC-435 sheet 1	1	5/19/2003	Instrumentation Loop Diagram	Design Manager
T-CM-FW-D-IC-436 sheet 1	1	6/24/2002	Instrumentation Loop Diagram	Design Manager
T-CM-FW-D-IC-437 sheet 1	1	6/24/2002	Instrumentation Loop Diagram	Design Manager
T-CM-FW-D-IC-438 sheet 1	1	6/24/2002	Instrumentation Loop Diagram	Design Manager
T-CM-FW-D-IC-439 sheet 1	0	7/1/2002	Instrumentation Loop Diagram	Design Manager

*Attachment C: Intellectual Property Documents Report*

<i>Document #</i>	<i>Rev.</i>	<i>Rev. Date</i>	<i>Document Name</i>	<i>Doc. Owner</i>
<b>Drawings</b>				
<b>CM</b>				
T-CM-FW-D-IC-440 sheet 1	2	1/21/2003	Instrumentation Loop Diagram	Design Manager
T-CM-FW-D-IC-441 sheet 1	0	6/26/2002	Instrumentation Loop Diagram	Design Manager
T-CM-FW-D-IC-442 sheet 1	0	7/1/2002	Instrumentation Loop Diagram	Design Manager
T-CM-FW-D-IC-443 sheet 1	2	7/7/2003	Instrumentation Loop Diagram	Design Manager
T-CM-FW-D-IC-444 sheet 1	2	5/19/2003	Instrumentation Loop Diagram	Design Manager
T-CM-FW-D-IC-445 sheet 1	2	5/19/2003	Instrumentation Loop Diagram	Design Manager
T-CM-FW-D-IC-446 sheet 1	2	5/19/2003	Instrumentation Loop Diagram	Design Manager
T-CM-FW-D-IC-447 sheet 1	2	5/19/2003	Instrumentation Loop Diagram	Design Manager
T-CM-FW-D-IC-448 sheet 1	1	1/21/2003	Instrumentation Loop Diagram	Design Manager
T-CM-FW-D-IC-449 sheet 1	0	6/26/2002	Instrumentation Loop Diagram	Design Manager
T-CM-FW-D-IC-480 sheet 1	1	1/21/2003	Instrumentation Loop Diagram	Design Manager
T-CM-FW-D-IC-481 sheet 1	1	5/19/2003	Instrumentation Loop Diagram	Design Manager
T-CM-FW-D-IC-482 sheet 1	1	5/19/2003	Instrumentation Loop Diagram	Design Manager
T-CM-FW-D-IC-483 sheet 1	1	5/19/2003	Instrumentation Loop Diagram	Design Manager
T-CM-FW-D-IC-484 sheet 1	1	5/19/2003	Instrumentation Loop Diagram	Design Manager
T-CM-FW-D-IC-485 sheet 1	1	6/24/2002	Instrumentation Loop Diagram	Design Manager
T-CM-FW-D-IC-486 sheet 1	1	6/24/2002	Instrumentation Loop Diagram	Design Manager
T-CM-FW-D-IC-487 sheet 1	1	1/5/2003	Instrumentation Loop Diagram	Design Manager
T-CM-FW-D-IC-488 sheet 1	3	1/21/2003	Instrumentation Loop Diagram	Design Manager
T-CM-FW-D-IC-489 sheet 1	2	7/7/2003	Instrumentation Loop Diagram	Design Manager
T-CM-FW-D-IC-490 sheet 1	1	1/21/2003	Instrumentation Loop Diagram	Design Manager
T-CM-FW-D-IC-492 sheet 1	3	6/21/2006	Instrumentation Loop Diagram	Design Manager
T-CM-FW-D-IC-493 sheet 1	2	5/19/2003	Instrumentation Loop Diagram	Design Manager
T-CM-FW-D-IC-495 sheet 1	2	5/19/2003	Instrumentation Loop Diagram	Design Manager
T-CM-FW-D-IC-501 sheet 1	2	6/21/2006	Instrumentation Loop Diagram	Design Manager
T-CM-FW-D-IC-516 sheet 1	0	8/2/2002	Instrumentation Loop Diagram	Design Manager
T-CM-FW-D-IC-530 sheet 1	0	7/1/2002	Instrumentation Loop Diagram	Design Manager
T-CM-FW-D-IC-531 sheet 1	1	6/24/2002	INSTRUMENTATION LOOP DIAGRAM	Design Manager
T-CM-FW-D-IC-532 sheet 1	0	7/1/2002	INSTRUMENTATION LOOP DIAGRAM	Design Manager
T-CM-FW-D-IC-533 sheet 1	1	5/19/2003	INSTRUMENTATION LOOP DIAGRAM	Design Manager





**Attachment C: Intellectual Property Documents Report**

Document #	Rev.	Rev. Date	Document Name	Doc. Owner
<b>Drawings</b>				
<b>CM</b>				
T-CM-FW-D-IC-534 sheet 1	1	1/5/2003	INSTRUMENTATION LOOP DIAGRAM	Design Manager
T-CM-FW-D-IC-535 sheet 1	2	7/10/2003	INSTRUMENTATION LOOP DIAGRAM	Design Manager
T-CM-FW-D-IC-536 sheet 1	1	5/9/2003	INSTRUMENTATION LOOP DIAGRAM	Design Manager
T-CM-FW-D-IC-537 sheet 1	1	7/7/2003	INSTRUMENTATION LOOP DIAGRAM	Design Manager
T-CM-FW-D-IC-538 sheet 1	1	7/7/2003	INSTRUMENTATION LOOP DIAGRAM	Design Manager
T-CM-FW-D-IC-539 sheet 1	1	7/7/2003	INSTRUMENTATION LOOP DIAGRAM	Design Manager
T-CM-FW-D-IC-540 sheet 1	2	8/13/2003	INSTRUMENTATION LOOP DIAGRAM	Design Manager
T-CM-FW-D-IC-541 sheet 1	1	7/7/2003	INSTRUMENTATION LOOP DIAGRAM	Design Manager
T-CM-FW-D-IC-542 sheet 1	0	6/28/2002	INSTRUMENTATION LOOP DIAGRAM	Design Manager
T-CM-FW-D-IC-543 sheet 1	1	11/21/2002	INSTRUMENTATION LOOP DIAGRAM	Design Manager
T-CM-FW-D-IC-544 sheet 1	1	7/7/2003	INSTRUMENTATION LOOP DIAGRAM	Design Manager
T-CM-FW-D-IC-545 sheet 1	1	10/3/2002	INSTRUMENTATION LOOP DIAGRAM	Design Manager
T-CM-FW-D-IC-546 sheet 1	1	10/3/2002	INSTRUMENTATION LOOP DIAGRAM	Design Manager
T-CM-FW-D-IC-547 sheet 1	1	7/7/2003	INSTRUMENTATION LOOP DIAGRAM	Design Manager
T-CM-FW-D-IC-548 sheet 1	0	7/24/2002	INSTRUMENTAL LOOP DIAGRAM	Design Manager
T-CM-FW-D-IC-549 sheet 1	0	7/26/2002	INSTRUMENTAL LOOP DIAGRAM	Design Manager
T-CM-FW-D-IC-550 sheet 1	1	8/13/2003	INSTRUMENTATION LOOP DIAGRAM	Design Manager
T-CM-FW-D-IC-551 sheet 1	0	7/26/2002	INSTRUMENTAL LOOP DIAGRAM	Design Manager
T-CM-FW-D-IC-554 sheet 1	0	8/6/2002	INSTRUMENTATION LOOP DIAGRAM	Design Manager
T-CM-FW-D-IC-555 sheet 1	3	7/7/2003	INSTRUMENTATION LOOP DIAGRAM	Design Manager
T-CM-FW-D-IC-556 sheet 1	3	7/7/2003	INSTRUMENTATION LOOP DIAGRAM	Design Manager
T-CM-FW-D-IC-557 sheet 1	3	7/7/2003	INSTRUMENTATION LOOP DIAGRAM	Design Manager
T-CM-FW-D-IC-558 sheet 1	0	8/2/2002	INSTRUMENTATION LOOP DIAGRAM	Design Manager
T-CM-FW-D-IC-559 sheet 1	0	8/2/2002	INSTRUMENTATION LOOP DIAGRAM	Design Manager
T-CM-FW-D-IC-560 sheet 1	2	8/2/2002	INSTRUMENTATION LOOP DIAGRAM	Design Manager
T-CM-FW-D-IC-561 sheet 1	0	8/2/2002	INSTRUMENTATION LOOP DIAGRAM	Design Manager
T-CM-FW-D-IC-562 sheet 1	2	6/20/2003	INSTRUMENTATION LOOP DIAGRAM	Design Manager
T-CM-FW-D-IC-563 sheet 1	1	6/20/2003	INSTRUMENTATION LOOP DIAGRAM	Design Manager
T-CM-FW-D-IC-564 sheet 1	0	8/6/2002	INSTRUMENTATION LOOP DIAGRAM	Design Manager
T-CM-FW-D-IC-565 sheet 1	1	1/21/2003	INSTRUMENTATION LOOP DIAGRAM	Design Manager



Attachment C: Intellectual Property Documents Report

Document #	Rev.	Rev. Date	Document Name	Doc. Owner
<b>Drawings</b>				
<b>CM</b>				
T-CM-FW-D-IC-566 sheet 1	1	1/21/2003	INSTRUMENTATION LOOP DIAGRAM	Design Manager
T-CM-FW-D-IC-567 sheet 1	1	1/21/2003	INSTRUMENTATION LOOP DIAGRAM	Design Manager
T-CM-FW-D-IC-568 sheet 1	0	8/6/2002	INSTRUMENTATION LOOP DIAGRAM	Design Manager
T-CM-FW-D-IC-569 sheet 1	0	8/6/2002	INSTRUMENTATION LOOP DIAGRAM	Design Manager
T-CM-FW-D-IC-570 sheet 1	0	8/6/2002	INSTRUMENTATION LOOP DIAGRAM	Design Manager
T-CM-FW-D-IC-572 sheet 1	2	2/14/2003	INSTRUMENTATION LOOP DIAGRAM	Design Manager
T-CM-FW-D-IC-573 sheet 1	2	2/14/2003	INSTRUMENTATION LOOP DIAGRAM	Design Manager
T-CM-FW-D-IC-575 sheet 1	2	2/14/2003	INSTRUMENTATION LOOP DIAGRAM	Design Manager
T-CM-FW-D-IC-576 sheet 1	2	2/14/2003	INSTRUMENTATION LOOP DIAGRAM	Design Manager
T-CM-FW-D-IC-577 sheet 1	2	2/14/2003	INSTRUMENTATION LOOP DIAGRAM	Design Manager
T-CM-FW-D-IC-578 sheet 1	2	2/14/2003	INSTRUMENTATION LOOP DIAGRAM	Design Manager
T-CM-FW-D-IC-579 sheet 1	2	2/14/2003	INSTRUMENTATION LOOP DIAGRAM	Design Manager
T-CM-FW-D-IC-580 sheet 1	2	2/14/2003	INSTRUMENTATION LOOP DIAGRAM	Design Manager
T-CM-FW-D-IC-581 sheet 1	1	2/14/2003	INSTRUMENTATION LOOP DIAGRAM	Design Manager
T-CM-FW-D-IC-582 sheet 1	1	2/14/2003	INSTRUMENTATION LOOP DIAGRAM	Design Manager
T-CM-FW-D-IC-583 sheet 1	1	2/14/2003	INSTRUMENTATION LOOP DIAGRAM	Design Manager
T-CM-FW-D-IC-584 sheet 1	1	2/14/2003	INSTRUMENTAL LOOP DIAGRAM	Design Manager
T-CM-FW-D-IC-586	0	8/28/2002	Instrumentation Loop Diagram	Design Manager
T-CM-FW-D-IC-587 sheet 1	1	2/14/2003	INSTRUMENTAL LOOP DIAGRAM	Design Manager
T-CM-FW-D-IC-588 sheet 1	1	2/14/2003	INSTRUMENTAL LOOP DIAGRAM	Design Manager
T-CM-FW-D-IC-589 sheet 1	1	2/14/2003	INSTRUMENTAL LOOP DIAGRAM	Design Manager
T-CM-FW-D-IC-590 sheet 1	0	8/28/2002	INSTRUMENTAL LOOP DIAGRAM	Design Manager
T-CM-FW-D-IC-591 sheet 1	1	2/14/2003	INSTRUMENTAL LOOP DIAGRAM	Design Manager
T-CM-FW-D-IC-592 sheet 1	1	7/7/2003	INSTRUMENTATION LOOP DIAGRAM	Design Manager
T-CM-FW-D-IC-593 sheet 1	0	9/11/2002	INSTRUMENTATION LOOP DIAGRAM	Design Manager
T-CM-FW-D-IC-594 sheet 1	1	2/14/2003	INSTRUMENTATION LOOP DIAGRAM	Design Manager
T-CM-FW-D-IC-595 sheet 1	1	2/14/2003	INSTRUMENTATION LOOP DIAGRAM	Design Manager
T-CM-FW-D-IC-596 sheet 1	1	2/14/2003	INSTRUMENTATION LOOP DIAGRAM	Design Manager
T-CM-FW-D-IC-597 sheet 1	1	2/14/2003	Instrumentation Loop Diagram	Design Manager
T-CM-FW-D-IC-598 sheet 1	1	2/14/2003	INSTRUMENTATION LOOP DIAGRAM	Design Manager

**Attachment C: Intellectual Property Documents Report**

Document #	Rev.	Rev. Date	Document Name	Doc. Owner
------------	------	-----------	---------------	------------

**Drawings****CM**

T-CM-FW-D-IC-599 sheet 1	1	2/14/2003	INSTRUMENTATION LOOP DIAGRAM	Design Manager
T-CM-FW-D-IC-600 sheet 1	1	2/14/2003	INSTRUMENTATION LOOP DIAGRAM	Design Manager
T-CM-FW-D-IC-601 sheet 1	1	2/14/2003	INSTRUMENTATION LOOP DIAGRAM	Design Manager
T-CM-FW-D-IC-602 sheet 1	1	10/3/2002	INSTRUMENTATION LOOP DIAGRAM	Design Manager
T-CM-FW-D-IC-603 sheet 1	1	1/21/2003	INSTRUMENTATION LOOP DIAGRAM	Design Manager
T-CM-FW-D-IC-604 sheet 1	2	9/26/2003	INSTRUMENTATION LOOP DIAGRAM	Design Manager
T-CM-FW-D-IC-605 sheet 1	1	1/21/2003	INSTRUMENTATION LOOP DIAGRAM	Design Manager
T-CM-FW-D-IC-606 sheet 1	1	5/9/2003	INSTRUMENTAL LOOP DIAGRAM	Design Manager
T-CM-FW-D-IC-607 sheet 1	0	10/4/2002	INSTRUMENTATION - LOOP DIAGRAM	Design Manager
T-CM-FW-D-IC-608 sheet 1	0	10/4/2002	INSTRUMENTATION - LOOP DIAGRAM	Design Manager
T-CM-FW-D-IC-609 sheet 1	0	6/20/2003	INSTRUMENTATION LOOP DIAGRAM	Design Manager
T-CM-FW-D-IC-610 sheet 1	2	12/19/2002	INSTRUMENTATION LOOP DIAGRAM	Design Manager
T-CM-FW-D-IC-611 sheet 1	0	11/21/2002	INSTRUMENTATION LOOP DIAGRAM	Design Manager
T-CM-FW-D-IC-612 sheet 1	0	12/5/2002	INSTRUMENTATION LOOP DIAGRAM	Design Manager
T-CM-FW-D-IC-613 sheet 1	1	12/19/2002	INSTRUMENTATION LOOP DIAGRAM	Design Manager
T-CM-FW-D-IC-614 sheet 1	1	12/19/2002	INSTRUMENTATION LOOP DIAGRAM	Design Manager
T-CM-FW-D-IC-615 sheet 1	0	5/9/2003	INSTRUMENTATION LOOP DIAGRAM	Design Manager
T-CM-FW-D-IC-616 sheet 1	0	1/5/2003	INSTRUMENTATION LOOP DIAGRAM	Design Manager
T-CM-FW-D-IC-617 sheet 1	0	6/20/2003	INSTRUMENTATION LOOP DIAGRAM	Design Manager
T-CM-FW-D-IC-618 sheet 1	1	6/20/2003	INSTRUMENTATION LOOP DIAGRAM	Design Manager
T-CM-FW-D-IC-619 sheet 1	0	1/17/2003	INSTRUMENTATION LOOP DIAGRAM	Design Manager
T-CM-FW-D-IC-620 sheet 1	0	6/20/2003	INSTRUMENTATION LOOP DIAGRAM	Design Manager
T-CM-FW-D-IC-621 sheet 1	1	3/24/2003	INSTRUMENTATION LOOP DIAGRAM	Design Manager
T-CM-FW-D-IC-622 sheet 1	0	6/20/2003	INSTRUMENTATION LOOP DIAGRAM	Design Manager
T-CM-FW-D-IC-623 sheet 1	1	6/21/2006	Instrumentation Loop Diagram	Design Manager
T-CM-FW-D-IC-624 sheet 1	0	6/20/2003	INSTRUMENTATION LOOP DIAGRAM	Design Manager
T-CM-FW-D-IC-625 sheet 1	0	6/20/2003	INSTRUMENTATION LOOP DIAGRAM	Design Manager
T-CM-FW-D-IC-626 sheet 1	0	6/20/2003	INSTRUMENTATION LOOP DIAGRAM	Design Manager
T-CM-FW-D-IC-627 sheet 1	0	6/20/2003	INSTRUMENTATION LOOP DIAGRAM	Design Manager
T-CM-FW-D-IC-628 sheet 1	0	6/20/2003	INSTRUMENTATION LOOP DIAGRAM	Design Manager

**Attachment C: Intellectual Property Documents Report**

Document #	Rev.	Rev. Date	Document Name	Doc. Owner
------------	------	-----------	---------------	------------

**Drawings****CM**

T-CM-FW-D-IC-629 sheet 1	0	6/20/2003	INSTRUMENTATION LOOP DIAGRAM	Design Manager
T-CM-FW-D-IC-630 sheet 1	0	6/20/2003	INSTRUMENTATION LOOP DIAGRAM	Design Manager
T-CM-FW-D-IC-631 sheet 1	0	6/20/2003	INSTRUMENTATION LOOP DIAGRAM	Design Manager
T-CM-FW-D-IC-632 sheet 1	0	5/9/2003	INSTRUMENTATION LOOP DIAGRAM	Design Manager
T-CM-FW-D-IC-633 sheet 1	0	6/20/2003	INSTRUMENTATION LOOP DIAGRAM	Design Manager
T-CM-FW-D-IC-634 sheet 1	0	6/20/2003	INSTRUMENTATION LOOP DIAGRAM	Design Manager
T-CM-FW-D-IC-635 sheet 1	0	6/20/2003	INSTRUMENTATION LOOP DIAGRAM	Design Manager
T-CM-FW-D-IC-636 sheet 1	0	6/20/2003	INSTRUMENTATION LOOP DIAGRAM	Design Manager
T-CM-FW-D-IC-637 sheet 1	0	6/20/2003	INSTRUMENTATION LOOP DIAGRAM	Design Manager
T-CM-FW-D-IC-638 sheet 1	0	8/13/2003	INSTRUMENTATION LOOP DIAGRAM	Design Manager
T-CM-FW-D-IC-639 sheet 1	0	7/25/2003	INSTRUMENTATION LOOP DIAGRAM	Design Manager
T-CM-FW-D-IC-640 sheet 1	0	7/25/2003	INSTRUMENTATION LOOP DIAGRAM	Design Manager
T-CM-FW-D-IC-641 sheet 1	0	8/5/2003	INSTRUMENTATION LOOP DIAGRAM	Design Manager
T-CM-FW-D-IC-642 sheet 1	1	8/5/2003	INSTRUMENTATION LOOP DIAGRAM	Design Manager
T-CM-FW-D-IC-645 sheet 1	0	6/21/2006	Instrumentation Loop Diagram	Design Manager
T-CM-FW-D-IC-647 sheet 1	0	7/5/2006	Instrumentation Loop Diagram	Design Manager
T-CM-FW-D-IC-649	0	6/21/2006	HSGS Tank Heater Thermo. (Ref. DCN-EE-192 & DCN-EE-200)	Design Manager
T-CM-FW-D-IC-650	1	8/22/2006	Instrumentation Loop Diagram	Design Manager
T-CM-FW-D-IC-651	0	3/10/2006	Instrumentation Loop Diagram	Design Manager
T-CM-FW-D-IC-652 sheet 1	0	7/5/2006	Instrumentation Loop Diagram	Design Manager
T-CM-FW-D-ME-101 sheet 1	0	8/29/2002	TANK DRAWING SEWAGE HOLDING TANK	Design Manager
T-CM-FW-D-ME-103 sheet 1	0	10/9/2002	PERSONNEL BUILDING FIELD INSTALLED PLUMBING PLAN	Design Manager
T-CM-FW-D-ME-121 sheet 1	0	4/23/2003	SUPERNATE / SLUDGE DRYER STUFFING BOX DRIVE END	Design Manager
T-CM-FW-D-ME-121 sheet 2	0	4/23/2003	SUPERNATE / SLUDGE DRYER STUFFING BOX DRIVE END	Design Manager
T-CM-FW-D-ME-122 sheet 1	1	8/20/2003	SUPERNATE / SLUDGE DRYER STUFFING BOX IDLER END	Design Manager
T-CM-FW-D-ME-122 sheet 2	0	4/23/2003	SUPERNATE / SLUDGE DRYER STUFFING BOX IDLER END	Design Manager
T-CM-FW-D-ME-123 sheet 1	0	10/29/2003	MINI GLOVEBOX WINDOW/PDI MODIFICATIONS	Design Manager



Attachment C: Intellectual Property Documents Report

Document # Rev. Rev Date Document Name Doc Owner

Drawings

CM

T-CM-FW-D-ME-124 sheet 1	0	12/24/2003	MINI GLOVEBOX BAG PORT	Design Manager
T-CM-FW-D-ME-202 sheet 1	10	9/15/2005	PROCESS FLOW DIAGRAM AHU-004 PROCESS BLDG	Design Manager
T-CM-FW-D-ME-203 sheet 1	10	3/16/2006	Process Flow Diagram, AHU-004 Process Bldg.	Design Manager
T-CM-FW-D-ME-204 sheet 1	8	9/15/2005	PROCESS FLOW DIAGRAM AHU-005	Design Manager
T-CM-FW-D-ME-205 sheet 1	9	9/15/2005	PROCESS FLOW DIAGRAM STACK, BLOWERS & HEPA UNITS	Design Manager
T-CM-FW-D-ME-220 sheet 1	9	9/2/2004	Process Building HVAC General Notes	Design Manager
T-CM-FW-D-ME-221 sheet 1	14	3/16/2006	Process Bldg. HVAC Design EL 770	Design Manager
T-CM-FW-D-ME-222 sheet 1	15	9/16/2005	Process Building HVAC Design EL 788	Design Manager
T-CM-FW-D-ME-223 sheet 1	12	9/12/2005	Process Building HVAC Design EL 830 to 805	Design Manager
T-CM-FW-D-ME-224 sheet 1	12	4/16/2004	PROCESS BUILDING HVAC SECTION M-M	Design Manager
T-CM-FW-D-ME-225 sheet 1	3	3/16/2006	Details, HVAC Design	Design Manager
T-CM-FW-D-ME-226 sheet 1	15	9/16/2005	PROCESS BUILDING HVAC SECTION A-A	Design Manager
T-CM-FW-D-ME-227 sheet 1	14	4/16/2004	PROCESS BUILDING HVAC SECTION B-B	Design Manager
T-CM-FW-D-ME-228 sheet 1	14	3/16/2006	Process Bldg. HVAC Section C-C	Design Manager
T-CM-FW-D-ME-229 sheet 1	12	9/13/2005	PROCESS BUILDING HVAC SECTION D-D	Design Manager
T-CM-FW-D-ME-230 sheet 1	14	9/29/2003	Process Building HVAC Section E-E	Design Manager
T-CM-FW-D-ME-231 sheet 1	13	9/12/2005	PROCESS BUILDING HVAC SECTION F-F	Design Manager
T-CM-FW-D-ME-232 sheet 1	6	8/29/2003	Process Building HVAC Section N-N	Design Manager
T-CM-FW-D-ME-233 sheet 1	14	9/16/2005	Process Building HVAC Section H-H	Design Manager
T-CM-FW-D-ME-234 sheet 1	9	9/13/2005	Process Building HVAC Section J-J	Design Manager
T-CM-FW-D-ME-235 sheet 1	5	9/13/2005	PROCESS BUILDING HVAC GRILLES & DIFFUSERS	Design Manager
T-CM-FW-D-ME-236 sheet 1	10	3/16/2006	Process Bldg. HVAC Sections	Design Manager
T-CM-FW-D-ME-237 sheet 1	2	7/11/2003	PROCESS BUILDING HVAC GLOVE BOX EXHAUST VENTILATION	Design Manager
T-CM-FW-D-ME-238 sheet 1	0	8/5/2003	PROCESS BUILDING HVAC PLAN & SECTIONS	Design Manager
T-CM-FW-D-ME-239 sheet 1	0	9/3/2003	PROCESS BUILDING ROOM 136 SHOP HVAC EL. 770	Design Manager
T-CM-FW-D-ME-240 sheet 1	0	2/7/2002	PROCESS BUILDING HVAC SUPPORT PLAN, EL. 770.0*	Design Manager

Wednesday, September 20, 2006

11:52:55 AM

pdfDocumentExcluderVendor

**Attachment C: Intellectual Property Documents Report**

Document #	Rev.	Rev. Date	Document Name	Doc. Owner
<b>Drawings</b>				
<b>CM</b>				
T-CM-FW-D-ME-241 sheet 1	0	1/22/2004	F-202 INSULATED COVER FOR FILTER ACCESS DOORS	Design Manager
T-CM-FW-D-ME-242 sheet 1	1	4/8/2004	POG CONNECTION MANIFOLD MRS & BOILER PSV	Design Manager
T-CM-FW-D-ME-243 sheet 1	1	6/19/2006	PCM ENCLOSURE ASSEMBLY AND DETAILS	Design Manager
T-CM-FW-D-ME-301 sheet 1	2	8/29/2005	LINE LIST	Design Manager
T-CM-FW-D-ME-302 sheet 1	1	8/22/2005	VALVE LIST	Design Manager
T-CM-FW-D-ME-402 sheet 1	0	5/22/2003	DRYER RELIEF KNOCK-OUT VESSEL DRAWING	Design Manager
T-CM-FW-D-ME-500 sheet 1	2	4/24/2002	P-302A/B Chilled Water Pumps Skid Assembly	Design Manager
T-CM-FW-D-ME-501 sheet 1	1	3/20/2002	P-302A/B Chilled Water Pumps Skid Frame	Design Manager
T-CM-FW-D-ME-502 sheet 1	2	4/24/2002	P-302A/B Chilled Water Pumps Support Details	Design Manager
T-CM-FW-D-ME-701 sheet 1	2	6/20/2003	5 Ton, 72-B Canister Bogie Assembly	Design Manager
T-CM-FW-D-ME-701 sheet 10	0	2/3/2001	5 Ton, 72-B Canister Bogie Wheel Detail	Design Manager
T-CM-FW-D-ME-701 sheet 11	0	2/3/2001	5 Ton, 72-B Canister Bogie Modified Gear	Design Manager
T-CM-FW-D-ME-701 sheet 12	0	2/3/2001	5 Ton, 72-B Canister Bogie Axle Detail	Design Manager
T-CM-FW-D-ME-701 sheet 2	1	7/31/2002	5 Ton, 72-B Canister Bogie Sleeve	Design Manager
T-CM-FW-D-ME-701 sheet 3	0	2/3/2001	5 Ton, 72-B Canister Bogie Centering Wedge	Design Manager
T-CM-FW-D-ME-701 sheet 4	1	7/31/2002	5 Ton, 72-B Canister Bogie Bearing Base Plate Weldment	Design Manager
T-CM-FW-D-ME-701 sheet 5	0	2/3/2001	5 Ton, 72-B Canister Bogie Rotor	Design Manager
T-CM-FW-D-ME-701 sheet 6	1	7/31/2002	5 Ton, 72-B Canister Bogie Canister Sleeve Stays	Design Manager
T-CM-FW-D-ME-701 sheet 7	1	7/31/2002	5 Ton, 72-B Canister Bogie Turntable Drive Guard	Design Manager
T-CM-FW-D-ME-701 sheet 8	0	2/3/2001	5 Ton, 72-B Canister Bogie Canister Heat Platform	Design Manager
T-CM-FW-D-ME-701 sheet 9	2	7/31/2002	5 Ton, 72-B Canister Bogie Frame Weldment	Design Manager
T-CM-FW-D-ME-702 sheet 1	3	6/20/2003	72-B ROAD CASK BOGIE ASSEMBLY	Design Manager
T-CM-FW-D-ME-702 sheet 2	2	9/13/2002	72-B ROAD CASK BOGIE FRAME Weldment	Design Manager
T-CM-FW-D-ME-702 sheet 3	0	11/30/2000	72-B ROAD CASK BOGIE AXLE DETAIL	Design Manager
T-CM-FW-D-ME-702 sheet 4	0	11/30/2000	72-B ROAD CASK BOGIE WHEEL DETAIL	Design Manager
T-CM-FW-D-ME-702 sheet 5	2	7/31/2002	72-B ROAD CASK BOGIE DETAIL	Design Manager



Attachment C: Intellectual Property Documents Report

Document # Rev. Date Document Name Doc Owner

Drawings

CM

T-CM-FW-D-ME-703 sheet 1	0	11/30/2000	72-B Road Cask Lifting Yoke	Design Manager
T-CM-FW-D-ME-704 sheet 1	0	11/30/2000	72-B Road Cask Lifting Yoke Test Fixture	Design Manager
T-CM-FW-D-ME-705 sheet 1	1	11/30/2000	CONSTRUCTION LIFTING BEAM	Design Manager
T-CM-FW-D-ME-706 sheet 1	0	9/6/2001	72-B ROAD CASK OC/ICV REMOVAL AND SHIELD EQUIP.	Design Manager
T-CM-FW-D-ME-706 sheet 2	0	9/6/2001	72-B ROAD CASK OC/ICV REMOVAL AND SHIELD EQUIP.	Design Manager
T-CM-FW-D-ME-706 sheet 3	0	9/6/2001	72-B ROAD CASK OC/ICV REMOVAL AND SHIELD EQUIP.	Design Manager
T-CM-FW-D-ME-706 sheet 4	1	7/2/2003	72-B ROAD CASK OC/ICV REMOVAL AND SHIELD EQUIP.	Design Manager
T-CM-FW-D-ME-706 sheet 5	0	9/6/2001	72-B ROAD CASK OC/ICV REMOVAL AND SHIELD EQUIP.	Design Manager
T-CM-FW-D-ME-707 sheet 1	0	6/17/2003	BOGIE CABLE REEL GUIDE ROLLER ASSEMBLY	Design Manager
T-CM-FW-D-ME-707 sheet 2	0	6/17/2003	BOGIE CABLE REEL GUIDE ROLLER ASSEMBLY	Design Manager
T-CM-FW-D-ME-805 sheet 1	0	7/27/2006	Six Drum Container General Arrangement	Design Manager
T-CM-FW-D-PR-001 sheet 1	10	9/29/2003	PIPING & INSTRUMENT DIAGRAM INSTRUMENT IDENTIFICATION	Design Manager
T-CM-FW-D-PR-002 sheet 1	10	9/29/2003	PIPING & INSTRUMENT DIAGRAMS CONTROL SYSTEM STANDARDS	Design Manager
T-CM-FW-D-PR-003 sheet 1	11	5/7/2004	PIPING & INSTRUMENTATION DIAGRAM PIPING & EQUIP IDENTIFICATION	Design Manager
T-CM-FW-D-PR-004 sheet 1	11	1/20/2004	PIPING & INSTRUMENT DIAGRAM GENERAL NOTES	Design Manager
T-CM-FW-D-PR-005 sheet 1	10	9/29/2003	PIPING & INSTRUMENT DIAGRAM SUPERNATE TRANSFER LINE	Design Manager
T-CM-FW-D-PR-006 sheet 1	10	9/29/2003	PIPING & INSTRUMENT DIAGRAM SLUDGE TRANSFER LINE	Design Manager
T-CM-FW-D-PR-007 sheet 1	10	9/29/2003	PIPING & INSTRUMENT DIAGRAM SLUDGE COLLECTION TANK	Design Manager
T-CM-FW-D-PR-008 sheet 1	10	9/29/2003	PIPING & INSTRUMENT DIAGRAM SLUDGE MIX/SAMPLE TANK	Design Manager
T-CM-FW-D-PR-009 sheet 1	11	11/21/2003	PIPING & INSTRUMENT DIAGRAM SLUDGE COLLECTION TANK	Design Manager
T-CM-FW-D-PR-010 sheet 1	10	9/29/2003	PIPING & INSTRUMENT DIAGRAM SLUDGE MIX/SAMPLE TANK	Design Manager
T-CM-FW-D-PR-011 sheet 1	10	9/29/2003	PIPING & INSTRUMENT DIAGRAM SLUDGE DRYER SYSTEM	Design Manager

*Attachment C: Intellectual Property Documents Report*

Document #	Rev.	Rev. Date	Document Name	Doc. Owner
<b>Drawings</b>				
<b>CM</b>				
T-CM-FW-D-PR-011 sheet 2	10	9/29/2003	PIPING & INSTRUMENT DIAGRAM SLUDGE DRYER SYSTEM	Design Manager
T-CM-FW-D-PR-012 sheet 1	11	11/21/2003	PIPING & INSTRUMENT DIAGRAM DECANT TANK	Design Manager
T-CM-FW-D-PR-013 sheet 1	12	6/18/2004	PIPING & INSTRUMENT DIAGRAM SUPERNATE TANK T-103A	Design Manager
T-CM-FW-D-PR-014 sheet 1	11	11/21/2003	PIPING & INSTRUMENT DIAGRAM SUPERNATE TANK T-103B	Design Manager
T-CM-FW-D-PR-016 sheet 1	10	9/29/2003	PIPING & INSTRUMENT DIAGRAM SUPERNATE EVAPORATOR	Design Manager
T-CM-FW-D-PR-016 sheet 2	10	9/29/2003	PIPING & INSTRUMENT DIAGRAM SUPERNATE EVAPORATOR SEAL POT	Design Manager
T-CM-FW-D-PR-017 sheet 1	11	11/20/2003	PIPING & INSTRUMENT DIAGRAM SUPERNATE DRYER SYSTEM	Design Manager
T-CM-FW-D-PR-017 sheet 2	11	10/6/2004	PIPING & INSTRUMENT DIAGRAM SUPERNATE DRYER SYSTEM	Design Manager
T-CM-FW-D-PR-017 sheet 3	11	8/3/2005	Piping & Instrument Diagram Supernate Dryer System	Design Engineer
T-CM-FW-D-PR-018 sheet 1	12	6/18/2004	PIPING & INSTRUMENT DIAGRAM FLUSH/SPENT DECON TANK	Design Manager
T-CM-FW-D-PR-019 sheet 1	10	9/29/2003	PIPING & INSTRUMENT DIAGRAM SLUDGE SUMP PUMP	Design Manager
T-CM-FW-D-PR-020 sheet 1	11	6/18/2004	PIPING & INSTRUMENT DIAGRAM SLUDGE SUMP PUMP	Design Manager
T-CM-FW-D-PR-021 sheet 1	11	3/29/2005	PIPING & INSTRUMENT DIAGRAM PLANT/ INSTRUMENT AIR	Design Manager
T-CM-FW-D-PR-021 sheet 2	14	8/19/2005	PIPING & INSTRUMENT DIAGRAM PLANT/ INSTRUMENT AIR	Design Manager
T-CM-FW-D-PR-021 sheet 3	10	9/29/2003	PIPING & INSTRUMENT DIAGRAM BACK- UP AIR COMPRESSOR	Design Manager
T-CM-FW-D-PR-022 sheet 1	12	10/8/2004	PIPING & INSTRUMENT DIAGRAM PROCESS OFF GAS	Design Manager
T-CM-FW-D-PR-023 sheet 1	10	9/29/2003	PIPING & INSTRUMENT DIAGRAM PROCESS CHILL WATER	Design Manager
T-CM-FW-D-PR-024 sheet 1	14	5/14/2004	PIPING & INSTRUMENT DIAGRAM BOILER SKID/STEAM DISTRIBUTION	Design Manager
T-CM-FW-D-PR-024 sheet 2	11	1/20/2004	PIPING & INSTRUMENT DIAGRAM BOILER SKID/STEAM DISTRIBUTION	Design Manager
T-CM-FW-D-PR-025 sheet 1	11	11/20/2003	PIPING & INSTRUMENT DIAGRAM WATER SUPPLY	Design Manager
T-CM-FW-D-PR-026 sheet 1	11	5/7/2004	PIPING & INSTRUMENT DIAGRAM CONDENSATE RETURN	Design Manager





Attachment C: Intellectual Property Documents Report

Document # Rev. Date Document Name Doc Owner

Drawings

CM

Document #	Rev.	Date	Document Name	Doc Owner
T-CM-FW-D-PR-027	1	9/29/2003	PIPING & INSTRUMENT DIAGRAM PLANT/INSTRUMENT AIR	Design Manager
T-CM-FW-D-PR-028	1	9/29/2003	PIPING & INSTRUMENT DIAGRAM ENVIRONMENTAL CHILL WATER	Design Manager
T-CM-FW-D-PR-029	1	9/29/2003	PIPING & INSTRUMENT DIAGRAM LIQUID CHEM. ADD. SYSTEM	Design Manager
T-CM-FW-D-PR-029	2	9/29/2003	PIPING & INSTRUMENT DIAGRAM SPARE CHEM. ADD. SYSTEM	Design Manager
T-CM-FW-D-PR-030	1	9/29/2003	PIPING & INSTRUMENT DIAGRAM SUPERNATE PUMP SEAL FLUID	Design Manager
T-CM-FW-D-PR-031	1	9/29/2003	PIPING & INSTRUMENT DIAGRAM SLUDGE PUMP SEAL FLUID	Design Manager
T-CM-FW-D-PR-034	1	9/19/2005	PIPING & INSTRUMENT DIAGRAM AHU-04 PROCESS BUILDING	Design Manager
T-CM-FW-D-PR-034	2	8/9/2005	PIPING & INSTRUMENT DIAGRAM AHU-04 PROCESS BLDG.	Design Manager
T-CM-FW-D-PR-035	1	3/18/2006	PIPING & Instrument Diagram AHU-004 Process Bldg.	Design Manager
T-CM-FW-D-PR-036	1	9/29/2003	PIPING & INSTRUMENT DIAGRAM AHU-005 PROCESS BUILDING	Design Manager
T-CM-FW-D-PR-036	2	9/29/2003	004 PROCESS BUILDING	Design Manager
T-CM-FW-D-PR-037	1	4/16/2004	PIPING & INSTRUMENT DIAGRAM STACK, BLOWERS & HEPA UNITS	Design Manager
T-CM-FW-D-PR-037	2	9/22/2005	PIPING & INSTRUMENT DIAGRAM STACK, BLOWERS & HEPA UNITS	Design Manager
T-CM-FW-D-PR-038	1	9/29/2003	PIPING & INSTRUMENT DIAGRAM HVAC Supply AHU-004 & 005	Design Manager
T-CM-FW-D-PR-039	1	1/20/2004	PIPING & INSTRUMENTATION DIAGRAM SPRINKLER SYSTEM	Design Manager
T-CM-FW-D-PR-039	3	9/26/2003	PIPING & INSTRUMENTATION DIAGRAM SPRINKLER SYSTEM	Design Manager
T-CM-FW-D-PR-039	4	9/26/2003	PIPING & INSTRUMENTATION DIAGRAM SPRINKLER SYSTEM	Design Manager
T-CM-FW-D-PR-040	1	5/23/2005	PIPING & INSTRUMENT DIAGRAM PLANT/INSTRUMENT AIR	Design Manager
T-CM-FW-D-PR-050	1	1/12/2005	PIPING & INSTRUMENTATION DIAGRAM NITROGEN SWEEP/PAD LAYUP SYSTEM	Design Manager
T-CM-FW-D-PR-055	1	5/3/2005	PIPING & INSTRUMENT DIAGRAM BREATHING AIR SYSTEM	Design Manager

*Attachment C: Intellectual Property Documents Report*

Document #	Rev.	Rev. Date	Document Name	Doc. Owner
<b>Drawings</b>				
<b>CM</b>				
T-CM-FW-D-PR-055 sheet 2	0	12/17/2004	PIPING & INSTRUMENT DIAGRAM BREATHING AIR SYSTEM	Design Manager
T-CM-FW-D-PR-055 sheet 3	3	9/6/2005	PIPING & INSTRUMENT DIAGRAM BREATHING AIR SYSTEM	Design Manager
T-CM-FW-D-PR-056 sheet 1	1	3/22/2006	Piping & Instrument Diagram CHST Breathing Air System	Design Manager
T-CM-FW-D-PR-057	0	2/24/2008	Piping & Instruments Diagram NST Breathing Air System	Design Manager
T-CM-FW-D-PR-101 sheet 1	2	1/21/2004	SIMPLIFIED PROCESS FLOW DIAGRAM	Design Manager
T-CM-FW-D-PR-500 sheet 1	2	1/21/2004	P-312A/B Chilled Water Pumps Skid Assembly	Design Manager
T-CM-FW-D-PR-501 sheet 1	2	4/23/2002	P-312A/B Chilled Water Pumps Skid Frame	Design Manager
T-CM-FW-D-PR-502 sheet 1	2	4/24/2002	P-312A/B Chilled Water Pumps Pipe Support Details	Design Manager
T-CM-FW-D-SC-101 sheet 1	3	6/13/2001	Process Building Foundation Mat Plan	Design Manager
T-CM-FW-D-SC-101 sheet 2	1	11/8/2002	Process Building Foundation Mat @ EL 768'-0" & EL 770'-0"	Design Manager
T-CM-FW-D-SC-101 sheet 3	0	3/12/2001	Process Building Foundation Mat @ EL 768'-0" & EL 770'-0"	Design Manager
T-CM-FW-D-SC-102 sheet 1	6	9/10/2003	PROCESS BUILDING FND MAT @ EL 768'-0" & EL 770'-0"	Design Manager
T-CM-FW-D-SC-102 sheet 2	2	5/11/2001	Process Building Foundation Mat @ EL 768'-0" & EL 770'-0"	Design Manager
T-CM-FW-D-SC-102 sheet 3	2	5/11/2001	Process Building Foundation Mat @ EL 768'-0" & EL 770'-0"	Design Manager
T-CM-FW-D-SC-103 sheet 1	1	4/28/2001	Process Building Foundation Mat Plan	Design Manager
T-CM-FW-D-SC-103 sheet 2	3	11/8/2002	Process Building Additional Openings @ EL 788'-0"	Design Manager
T-CM-FW-D-SC-103 sheet 3	4	11/8/2002	2nd Floor Plan @ EL 788'-0"	Design Manager
T-CM-FW-D-SC-104 sheet 1	2	9/17/2001	Process Building 2nd Floor Plan @ EL 788'-0"	Design Manager
T-CM-FW-D-SC-104 sheet 2	1	4/28/2001	Process Building 2nd Floor Plan @ EL 788'-0"	Design Manager
T-CM-FW-D-SC-104 sheet 3	3	11/8/2002	Process Building 2nd Floor Plan @ EL 788'-0"	Design Manager
T-CM-FW-D-SC-105 sheet 1	5	11/8/2002	Process Building 2nd Floor Plan @ EL 788'-0"	Design Manager
T-CM-FW-D-SC-105 sheet 2	3	11/8/2002	Process Building @ EL 805'-0" and EL 809'-0"	Design Manager
T-CM-FW-D-SC-105 sheet 3	5	11/8/2002	Process Building @ EL 805'-0" and EL 809'-0"	Design Manager
T-CM-FW-D-SC-106 sheet 1	2	11/8/2002	Process Building Plan @ EL 805'-0" and EL 809'-0"	Design Manager

**Attachment C: Intellectual Property Documents Report**

Document #	Rev.	Rev. Date	Document Name	Doc. Owner
<b>Drawings</b>				
<b>CM</b>				
T-CM-FW-D-SC-106 sheet 2	4	9/10/2003	Process Building Plan @ EL 805'-0"	Design Manager
T-CM-FW-D-SC-106 sheet 3	4	9/10/2003	Process Building Plan @ EL 805'-0"	Design Manager
T-CM-FW-D-SC-107 sheet 1	4	11/8/2002	Process Building Roof Plan @ EL 820'-0" & 828'-0"	Design Manager
T-CM-FW-D-SC-107 sheet 2	1	4/23/2001	Process Building Roof Plan @ EL 820'-0" & 828'-0"	Design Manager
T-CM-FW-D-SC-107 sheet 3	3	11/8/2002	Process Building Roof Plan @ EL 820'-0" & 828'-0"	Design Manager
T-CM-FW-D-SC-110 sheet 1	1	4/23/2001	Process Building Section A-A	Design Manager
T-CM-FW-D-SC-110 sheet 2	6	9/10/2003	Process Building Section A-A (Openings)	Design Manager
T-CM-FW-D-SC-110 sheet 3	8	9/10/2003	Process Building Section A-A	Design Manager
T-CM-FW-D-SC-111 sheet 1	3	11/8/2002	Process Building Section B-B	Design Manager
T-CM-FW-D-SC-111 sheet 2	5	11/8/2002	Process Building Section B-B (Openings)	Design Manager
T-CM-FW-D-SC-111 sheet 3	4	11/8/2002	Process Building Section B-B	Design Manager
T-CM-FW-D-SC-112 sheet 1	3	11/8/2002	Process Building Section C-C	Design Manager
T-CM-FW-D-SC-112 sheet 2	4	11/8/2002	Process Building Section C-C (Openings)	Design Manager
T-CM-FW-D-SC-112 sheet 3	4	11/8/2002	Process Building Section C-C	Design Manager
T-CM-FW-D-SC-113 sheet 1	2	8/15/2001	Process Building Section D-D	Design Manager
T-CM-FW-D-SC-113 sheet 2	7	9/10/2003	Process Building Section D-D (Openings)	Design Manager
T-CM-FW-D-SC-113 sheet 3	8	9/10/2003	Process Building Section D-D	Design Manager
T-CM-FW-D-SC-114 sheet 1	0	2/1/2001	Process Building Section E-E	Design Manager
T-CM-FW-D-SC-114 sheet 2	5	9/10/2003	Process Building Section E-E (Openings)	Design Manager
T-CM-FW-D-SC-114 sheet 3	7	9/10/2003	Process Building Section E-E	Design Manager
T-CM-FW-D-SC-115 sheet 1	2	8/3/2001	Process Building Section F-F	Design Manager
T-CM-FW-D-SC-115 sheet 2	4	9/10/2003	Process Building Section F-F (Openings)	Design Manager
T-CM-FW-D-SC-115 sheet 3	4	9/10/2003	Process Building Section F-F	Design Manager
T-CM-FW-D-SC-116 sheet 1	2	8/3/2001	Process Building Section G-G	Design Manager
T-CM-FW-D-SC-116 sheet 2	4	9/10/2003	Process Building Section G-G (Openings)	Design Manager
T-CM-FW-D-SC-116 sheet 3	5	9/10/2003	Process Building Section G-G	Design Manager
T-CM-FW-D-SC-117 sheet 1	2	9/17/2001	Process Building Section H-H	Design Manager
T-CM-FW-D-SC-117 sheet 2	2	9/17/2001	Process Building Section H-H (Openings)	Design Manager



Attachment C: Intellectual Property Documents Report

Document # Rev. Rev. Date Document Name Doc. Owner

Drawings

CM

Table with 5 columns: Document #, Rev., Rev. Date, Document Name, Doc. Owner. Lists various drawing sheets (e.g., T-CM-FW-D-SC-117 sheet 3) and their corresponding revision dates and design managers.

**Attachment C: Intellectual Property Documents Report**

Document #	Rev.	Rev. Date	Document Name	Doc. Owner
<b>Drawings</b>				
<b>CM</b>				
T-CM-FW-D-SC-127 sheet 3	3	11/11/2002	Process Building Section U-U	Design Manager
T-CM-FW-D-SC-128 sheet 1	1	4/28/2001	Process Building Section V-V	Design Manager
T-CM-FW-D-SC-128 sheet 2	4	11/11/2002	Process Building Section V-V (Openings)	Design Manager
T-CM-FW-D-SC-128 sheet 3	3	11/11/2002	Process Building Section V-V	Design Manager
T-CM-FW-D-SC-129 sheet 1	3	9/17/2001	Process Building Elevation @ West Wall	Design Manager
T-CM-FW-D-SC-129 sheet 2	5	11/11/2002	Process Building Elevation @ West Wall (Openings)	Design Manager
T-CM-FW-D-SC-129 sheet 3	4	11/11/2002	Process Building Elevation @ West Wall	Design Manager
T-CM-FW-D-SC-130 sheet 1	1	4/28/2001	Process Building North Wall Elevation	Design Manager
T-CM-FW-D-SC-130 sheet 2	5	9/10/2003	Process Building North Wall Elevation (Openings)	Design Manager
T-CM-FW-D-SC-130 sheet 3	5	9/10/2003	Process Building North Wall Elevation	Design Manager
T-CM-FW-D-SC-131 sheet 1	3	11/11/2002	Process Building Elevation @ East Wall	Design Manager
T-CM-FW-D-SC-131 sheet 2	3	11/11/2002	Process Building Elevation @ East Wall (Openings)	Design Manager
T-CM-FW-D-SC-131 sheet 3	3	11/11/2002	Process Building Elevation @ East Wall	Design Manager
T-CM-FW-D-SC-132 sheet 1	1	4/28/2001	Process Building South Wall Elevation + I196	Design Manager
T-CM-FW-D-SC-132 sheet 2	3	9/17/2001	Process Building South Wall Elevation/Section W-W (Openings)	Design Manager
T-CM-FW-D-SC-132 sheet 3	2	11/11/2002	Process Building South Wall Elevation + I196	Design Manager
T-CM-FW-D-SC-133 sheet 1	2	4/19/2002	Process Building Roof Precast Panel Plan Schedule	Design Manager
T-CM-FW-D-SC-134 sheet 1	1	4/23/2001	Process Building Roof Reinf. Plan @ Elev. 820'-0" and 828'-0"	Design Manager
T-CM-FW-D-SC-135 sheet 1	3	11/11/2002	Process Building Precast Panels (North Wall)	Design Manager
T-CM-FW-D-SC-136 sheet 1	1	12/18/2001	Process Building Precast Panels (West Wall)	Design Manager
T-CM-FW-D-SC-137 sheet 1	5	11/11/2002	Process Building North Stair Tower Found Plans, Sects and Dets	Design Manager
T-CM-FW-D-SC-138 sheet 1	1	4/23/2001	Process Building Section CC-CC and DD-DD	Design Manager
T-CM-FW-D-SC-138 sheet 2	4	9/10/2003	Process Building Section CC-CC and DD-DD	Design Manager
T-CM-FW-D-SC-138 sheet 3	4	9/10/2003	Process Building Section CC-CC and DD-DD	Design Manager
T-CM-FW-D-SC-139 sheet 1	1	4/23/2001	Process Building Sections EE-EE thru KK-KK	Design Manager
T-CM-FW-D-SC-139 sheet 2	4	11/11/2002	Process Building Sections EE-EE thru KK-KK	Design Manager
T-CM-FW-D-SC-139 sheet 3	3	8/6/2001	Process Building Sections EE-EE thru KK-KK	Design Manager

*Attachment C: Intellectual Property Documents Report*

Document #	Rev.	Rev. Date	Document Name	Doc. Owner
<b>Drawings</b>				
<b>CM</b>				
T-CM-FW-D-SC-140 sheet 1	1	8/3/2001	Process Building Sections LL-LL and MM-MM	Design Manager
T-CM-FW-D-SC-140 sheet 2	4	9/10/2003	Process Building Sections LL-LL and MM-MM	Design Manager
T-CM-FW-D-SC-140 sheet 3	4	9/10/2003	Process Building Sections LL-LL and MM-MM	Design Manager
T-CM-FW-D-SC-141 sheet 1	2	11/11/2002	Process Building Additional Sections	Design Manager
T-CM-FW-D-SC-141 sheet 2	1	4/28/2001	Process Building Additional Sections	Design Manager
T-CM-FW-D-SC-141 sheet 3	3	10/30/2001	Process Building Additional Sections	Design Manager
T-CM-FW-D-SC-142 sheet 1	1	8/6/2001	Process Building Sections UU-UU and VV-VV	Design Manager
T-CM-FW-D-SC-142 sheet 2	4	9/10/2003	Process Building Sections UU-UU and VV-VV	Design Manager
T-CM-FW-D-SC-142 sheet 3	5	9/10/2003	Process Building Sections UU-UU and VV-VV	Design Manager
T-CM-FW-D-SC-143 sheet 1	2	9/28/2001	Process Building Sections AA, WW, XX & YY	Design Manager
T-CM-FW-D-SC-143 sheet 2	4	11/11/2002	Process Building Sections AA, WW, XX & YY	Design Manager
T-CM-FW-D-SC-143 sheet 3	5	10/30/2001	Process Building Sections AA, WW, XX & YY	Design Manager
T-CM-FW-D-SC-144 sheet 1	1	1/9/2002	Partial Plan, Precast Panel Plan & Schedule	Design Manager
T-CM-FW-D-SC-145 sheet 1	2	9/4/2002	PROCESS BUILDING ROOF DRAINAGE PLAN & DETAILS	Design Manager
T-CM-FW-D-SC-145 sheet 2	2	10/16/2003	PROCESS BUILDING ROOF DRAINAGE PLAN AND DETAILS	Design Manager
T-CM-FW-D-SC-145 sheet 3	0	9/5/2002	PROCESS BUILDING ROOF DRAINAGE PLAN AND DETAILS	Design Manager
T-CM-FW-D-SC-146 sheet 1	3	9/10/2003	Process Building Partial Plans and Sections	Design Manager
T-CM-FW-D-SC-146 sheet 2	0	9/21/2001	PROCESS BUILDING PARTIAL PLANS AND SECTIONS	Design Manager
T-CM-FW-D-SC-147 sheet 1	2	2/7/2003	PROCESS BUILDING MISCELLANEOUS DETAILS	Design Manager
T-CM-FW-D-SC-148 sheet 1	1	11/11/2002	PROCESS BUILDING MISC. FLOOR EMBEDDED PLATES	Design Manager
T-CM-FW-D-SC-149 sheet 1	1	11/11/2002	Process Building Roof Precast Panel Covers	Design Manager
T-CM-FW-D-SC-150 sheet 1	2	6/13/2001	PROCESS BUILDING MISC. SECTIONS & DETAILS	Design Manager
T-CM-FW-D-SC-151 sheet 1	0	8/1/2002	PROCESS BUILDING BLOCK WALLS	Design Manager
T-CM-FW-D-SC-152 sheet 1	1	3/6/2002	TRUCK APRON PLAN, SECTIONS & DETAILS	Design Manager
T-CM-FW-D-SC-153 sheet 1	1	11/11/2002	PROCESS BUILDING MISC. EQUIPMENT FOUNDATIONS	Design Manager
T-CM-FW-D-SC-154 sheet 1	0	1/14/2003	PROCESS BUILDING - BLOCK WALLS	Design Manager



*Attachment C: Intellectual Property Documents Report*

Document #                      Rev.    Rev. Date    Document Name                      Doc. Owner

**Drawings**

**CM**

T-CM-FW-D-SC-201 sheet 1	1	11/12/2002	STANDBY DIESEL GENERATOR FOUNDATION PLAN & SECTIONS	Design Manager
T-CM-FW-D-SC-202 sheet 1	0	3/18/2002	ELECTRICAL EQUIPMENT BLDG. FOUNDATION PLAN & SECTIONS	Design Manager
T-CM-FW-D-SC-203 sheet 1	1	11/15/2002	BOILER PLAN & FOUNDATION SECTIONS	Design Manager
T-CM-FW-D-SC-204 sheet 1	0	4/10/2002	AIR COMPRESSOR PLAND AND FOUNDATION SECTIONS	Design Manager
T-CM-FW-D-SC-205 sheet 1	0	3/28/2002	MODULAR LAB PLAN & FOUNDATION SECTIONS	Design Manager
T-CM-FW-D-SC-206 sheet 1	0	4/10/2002	CONTROL ROOM PLAN AND FOUNDATION SECTIONS	Design Manager
T-CM-FW-D-SC-207 sheet 1	1	11/11/2002	BACKFLOW PREVENTER EQUIP. PAD PLAN AND SECTIONS	Design Manager
T-CM-FW-D-SC-208 sheet 1	2	9/12/2002	PERSONNEL BUILDING FOUNDATION PLAN & SECTIONS	Design Manager
T-CM-FW-D-SC-209 sheet 1	2	9/9/2003	FIRE PROTECT. BACKFLOW PREV. FOUNDATION PLAN	Design Manager
T-CM-FW-D-SC-210 sheet 1	0	2/5/2003	BACKUP AIR COMPRESSOR FOUNDATION PLAN	Design Manager
T-CM-FW-D-SC-211 sheet 1	0	9/2/2003	PROCESS BUILDING HEAT PUMP (HP-001) PAD & SUPPORTS	Design Manager
T-CM-FW-D-SC-401 sheet 1	4	11/11/2002	Retaining Wall Sections and Details	Design Manager
T-CM-FW-D-SS-001 sheet 1	4	10/24/2002	General Notes and Reference Specs & Ab	Design Manager
T-CM-FW-D-SS-002 sheet 1	2	7/13/2001	Base Plate and Anchor Bolts	Design Manager
T-CM-FW-D-SS-003 sheet 1	2	11/1/2002	Reinforcing Details and Schedule	Design Manager
T-CM-FW-D-SS-004 sheet 1	1	4/23/2001	Concrete Details	Design Manager
T-CM-FW-D-SS-005 sheet 1	1	4/23/2001	Concrete Standards Beams and Girders	Design Manager
T-CM-FW-D-SS-021 sheet 1	1	10/24/2002	Process Building Evaporator Shielding	Design Manager
T-CM-FW-D-SS-021 sheet 2	0	4/25/2001	Process Building Evaporator Shielding	Design Manager
T-CM-FW-D-SS-021 sheet 3	1	10/24/2002	Process Building Evaporator Shielding	Design Manager
T-CM-FW-D-SS-022 sheet 1	0	3/25/2002	72B CANISTER & ROAD CASK OPERATOR ACCESS MEZZANINES	Design Manager
T-CM-FW-D-SS-101 sheet 1	2	10/24/2002	North Stair Tower Steel Framing Plans	Design Manager
T-CM-FW-D-SS-102 sheet 1	2	10/24/2002	North Stair Tower Steel Framing Plans	Design Manager
T-CM-FW-D-SS-103 sheet 1	2	10/24/2002	North Stair Tower Steel Framing Elevations	Design Manager
T-CM-FW-D-SS-104 sheet 1	1	7/24/2001	North Stair Tower Stair Plans, Sections and Details	Design Manager

**Attachment C: Intellectual Property Documents Report**

Document #	Rev.	Rev. Date	Document Name	Doc. Owner
<b>Drawings</b>				
<b>CM</b>				
T-CM-FW-D-SS-105 sheet 1	0	11/5/2002	PROCESS BUILDING NORTH STAIR TWR MISC OPENINGS SECTIONS & DETAILS	Design Manager
T-CM-FW-D-SS-107 sheet 1	6	8/20/2003	Crane Beams & Supports Plans & Details	Design Manager
T-CM-FW-D-SS-108 sheet 1	1	7/9/2002	HOT CELL MAINTENANCE AREA CRANE SUPPORT DETAILS	Design Manager
T-CM-FW-D-SS-109 sheet 1	2	4/9/2004	BOILER CONTROL PANEL COOR GUARD	Design Manager
T-CM-FW-D-SS-110 sheet 1	0	7/25/2001	Steel Stairs, Plans, Sections and Details	Design Manager
T-CM-FW-D-SS-111 sheet 1	2	10/6/2003	PROCESS BUILDING AHU-005 SUPPORT STL FRMG & DETS	Design Manager
T-CM-FW-D-SS-111 sheet 2	0	10/1/2003	PROCESS BUILDING AHU-005 SUPPORT STL FRMG & DETS	Design Manager
T-CM-FW-D-SS-112 sheet 1	0	8/30/2001	MISCELLANEOUS STEEL	Design Manager
T-CM-FW-D-SS-113 sheet 1	1	10/1/2003	PROCESS BUILDING SHIELD DOORS	Design Manager
T-CM-FW-D-SS-113 sheet 2	2	10/1/2003	PROCESS BUILDING SHIELD DOORS	Design Manager
T-CM-FW-D-SS-113 sheet 3	1	2/10/2003	PROCESS BUILDING SHIELD DOORS	Design Manager
T-CM-FW-D-SS-114 sheet 1	0	1/9/2002	MONORAIL BEAMS & SUPPORTS PLANS & DETAILS	Design Manager
T-CM-FW-D-SS-115 sheet 1	3	10/1/2003	PROCESS BUILDING HVAC ACCESS PLATFORM	Design Manager
T-CM-FW-D-SS-116 sheet 1	2	10/1/2003	72-B CANISTER FILLING & WELDING STATION SHIELDING	Design Manager
T-CM-FW-D-SS-117 sheet 1	1	11/1/2002	MAIN CRANE STRUCTURE PLAN, SECTIONS & DETAILS	Design Manager
T-CM-FW-D-SS-117 sheet 2	2	10/1/2003	MAIN CRANE STRUCTURE PLAN, SECTIONS & DETAILS	Design Manager
T-CM-FW-D-SS-118 sheet 1	1	10/1/2003	PROCESS BUILDING SUPERNATE DRYER ACCESS PLATFORM	Design Manager
T-CM-FW-D-SS-119 sheet 1	0	8/2/2002	PROCESS BUILDING SOUTH STAIR FIRE BARRIER ROOF	Design Manager
T-CM-FW-D-SS-120 sheet 1	1	12/9/2003	PERSONNEL / PROCESS BUILDING MISC. STAIRS & PLATFORMS	Design Manager
T-CM-FW-D-SS-120 sheet 2	1	12/9/2003	PERSONNEL / PROCESS BUILDING MISC. STAIRS & PLATFORMS	Design Manager
T-CM-FW-D-SS-120 sheet 3	0	12/9/2003	PERSONNEL / PROCESS BUILDING MISC. STAIRS & PLATFORMS	Design Manager
T-CM-FW-D-SS-121 sheet 1	0	10/30/2002	STANDBY DIESEL GENERATOR ACCESS PLATFORMS	Design Manager
T-CM-FW-D-SS-122 sheet 1	0	11/8/2002	SUPERNATE PUMP GALLERY WALKWAY	Design Manager
T-CM-FW-D-SS-123 sheet 1	0	12/9/2002	PROCESS BUILDING ACCESS PLATFORM AT EL. 828'-6"	Design Manager



**Attachment C: Intellectual Property Documents Report**

Document #	Rev.	Rev. Date	Document Name	Doc. Owner
------------	------	-----------	---------------	------------

**Drawings****CM**

T-CM-FW-D-SS-124 sheet 1	0	1/20/2003	SIDING CLOSURE BETWEEN 30-TON CRANE STRUCT & PERSONNEL BLDG	Design Manager
T-CM-FW-D-SS-124 sheet 2	0	1/20/2003	SIDING CLOSURE BETWEEN 30-TON CRANE STRUCT & PERSONNEL BLDG	Design Manager
T-CM-FW-D-SS-125 sheet 1	2	10/1/2003	SUPERNATE PUMP GALLERY TANK PLATFORM & LADDERS	Design Manager
T-CM-FW-D-SS-126 sheet 1	1	10/1/2003	SUPERNATE PUMP GALLERY TANK PLATFORMS - FALL PROTECTION	Design Manager
T-CM-FW-D-SS-127 sheet 1	0	2/27/2003	ACCESS WALKWAY ALONG RETAINING WALL	Design Manager
T-CM-FW-D-SS-128 sheet 1	1	5/1/2003	PROCESS BUILDING HOT CELL TRANSLATING SCISSOR LIFT RAILS	Design Manager
T-CM-FW-D-SS-129 sheet 1	0	5/5/2003	HEPA FILTER ENCLOSURE PLAN, SECTIONS & DETAILS	Design Manager
T-CM-FW-D-SS-129 sheet 2	0	5/5/2003	HEPA FILTER ENCLOSURE PLAN, SECTIONS & DETAILS	Design Manager
T-CM-FW-D-SS-130 sheet 1	0	11/6/2003	HVAC ACCESS PLATFORM STAIRS	Design Manager
T-CM-FW-D-SS-131 sheet 1	0	11/18/2003	PROCESS BUILDING DOOR BARRICADES AND PLATFORMS	Design Manager
T-CM-FW-D-SS-132 sheet 1	1	11/1/2004	SIDING CLOSURE FOR 30-TON CRANE STRUCTURE	Design Manager
T-CM-FW-D-SS-151 sheet 1	4	11/1/2002	Process Building Stack	Design Manager
T-CM-FW-D-SS-151 sheet 2	5	11/1/2002	Process Building Stack	Design Manager
T-CM-FW-D-SS-152 sheet 1	2	10/1/2003	PROCESS BUILDING PIPE SUPPORTS	Design Manager
T-CM-FW-D-SS-152 sheet 2	3	7/30/2004	PROCESS BUILDING PIPE SUPPORTS	Design Manager
T-CM-FW-D-SS-153 sheet 1	3	10/1/2003	PROCESS BUILDING PIPE SUPPORTS	Design Manager
T-CM-FW-D-SS-154 sheet 1	1	11/1/2002	PROCESS BUILDING PIPING SHIELD PLATES	Design Manager
T-CM-FW-D-SS-154 sheet 2	0	11/30/2001	PROCESS BUILDING PIPING SHIELD PLATES	Design Manager
T-CM-FW-D-SS-155 sheet 1	2	10/1/2003	PROCESS BUILDING PIPE SUPPORTS	Design Manager
T-CM-FW-D-SS-156 sheet 1	1	11/1/2002	PROCESS BUILDING MISC EQUIPMENT SUPPORTS	Design Manager
T-CM-FW-D-SS-157 sheet 1	2	10/1/2003	PROCESS BUILDING PIPE SUPPORTS	Design Manager
T-CM-FW-D-SS-158 sheet 1	1	10/1/2003	PROCESS BUILDING PIPE SUPPORTS	Design Manager
T-CM-FW-D-SS-158 sheet 2	0	10/1/2003	PROCESS BUILDING PIPE SUPPORTS	Design Manager
T-CM-FW-D-SS-158 sheet 3	0	10/1/2003	PROCESS BUILDING PIPE SUPPORTS	Design Manager
T-CM-FW-D-SS-159 sheet 1	2	10/1/2003	PROCESS BUILDING PIPE SUPPORTS	Design Manager



Attachment C: Intellectual Property Documents Report

Document #	Rev.	Rev. Date	Document Name	Doc. Owner
------------	------	-----------	---------------	------------

Drawings

CM

T-CM-FW-D-SS-160 sheet 1	1	10/1/2003	PROCESS BUILDING HVAC EXHAUST DUCT SUPPORTS	Design Manager
T-CM-FW-D-SS-161 sheet 1	0	7/29/2002	PROCESS BUILDING STACK STEP DETAILS	Design Manager
T-CM-FW-D-SS-162 sheet 1	0	3/27/2002	PROCESS BUILDING SHIELD.BOX 2	Design Manager
T-CM-FW-D-SS-163 sheet 1	1	2/5/2003	PROCESS BUILDING SHIELD BOX	Design Manager
T-CM-FW-D-SS-164 sheet 1	0	4/19/2002	PROCESS BUILDING PUMP GALLERY SHIELD WALL	Design Manager
T-CM-FW-D-SS-165 sheet 1	2	4/7/2004	PROCESS BUILDING HVAC EXHAUST DUCT SUPPORTS	Design Manager
T-CM-FW-D-SS-165 sheet 2	1	4/16/2004	PROCESS BUILDING HVAC EXHAUST DUCT SUPPORTS	Design Manager
T-CM-FW-D-SS-166 sheet 1	2	1/22/2003	PROCESS BUILDING ELECTRICAL SUPPORTS	Design Manager
T-CM-FW-D-SS-167 sheet 1	1	11/1/2002	PROCESS BLDG. F-202/H-202 SUPPORTS	Design Manager
T-CM-FW-D-SS-168 sheet 1	2	11/13/2002	PROCESS BUILDING PIPE SUPPORTS	Design Manager
T-CM-FW-D-SS-169 sheet 1	0	5/31/2002	PROCESS BUILDING PIPE SUPPORTS	Design Manager
T-CM-FW-D-SS-170 sheet 1	3	10/1/2003	PROCESS BUILDING PIPE SUPPORTS	Design Manager
T-CM-FW-D-SS-171 sheet 1	1	10/24/2002	PROCESS BUILDING PIPE SUPPORTS	Design Manager
T-CM-FW-D-SS-172 sheet 1	2	10/1/2003	PROCESS BUILDING - PIPE SUPPORTS	Design Manager
T-CM-FW-D-SS-173 sheet 1	2	10/1/2003	PROCESS BUILDING - MISCELLANEOUS EQUIPMENT SUPPORT	Design Manager
T-CM-FW-D-SS-174 sheet 1	1	11/1/2002	PROCESS BUILDING BLOWER B-202 SUPPORT	Design Manager
T-CM-FW-D-SS-175 sheet 1	4	4/8/2004	PROCESS BUILDING PIPE SUPPORTS	Design Manager
T-CM-FW-D-SS-175 sheet 2	3	10/1/2003	PROCESS BUILDING PIPE SUPPORTS	Design Manager
T-CM-FW-D-SS-175 sheet 3	1	3/29/2005	PROCESS BUILDING PIPE SUPPORTS	Design Manager
T-CM-FW-D-SS-176 sheet 1	1	2/7/2003	PROCESS BUILDING PIPE SUPPORTS	Design Manager
T-CM-FW-D-SS-177 sheet 1	2	10/1/2003	PROCESS BUILDING PIPE SUPPORTS	Design Manager
T-CM-FW-D-SS-177 sheet 2	1	8/14/2003	PROCESS BUILDING PIPE SUPPORTS	Design Manager
T-CM-FW-D-SS-178 sheet 1	0	7/2/2003	PROCESS BUILDING ELECTRICAL SUPPORTS	Design Manager
T-CM-FW-D-SS-179 sheet 1	0	4/22/2004	BOILER BUILDING COLLIMATOR DETAIL	Design Manager
T-CM-FW-D-SS-180 sheet 1	1	11/1/2002	PROCESS BUILDING ELECTRICAL SUPPORTS	Design Manager

*Attachment C: Intellectual Property Documents Report*

Document #	Rev.	Rev. Date	Document Name	Doc. Owner
<b>Drawings</b>				
<b>CM</b>				
T-CM-FW-D-SS-182 sheet 1	0	9/17/2002	PROCESS BUILDING CAMERA ENCLOSURE MOUNTING BRKT	Design Manager
T-CM-FW-D-SS-183 sheet 1	0	2/24/2003	PROCESS BUILDING CAMERA ENCLOSURE MOUNTING BRKT	Design Manager
T-CM-FW-D-SS-184 sheet 1	0	5/16/2003	PROCESS BUILDING ELECTRICAL SUPPORTS	Design Manager
T-CM-FW-D-SS-190 sheet 1	1	3/17/2003	PROCESS BUILDING HVAC EXHAUST DUCT SUPPORTS	Design Manager
T-CM-FW-D-SS-191 sheet 1	2	10/6/2003	PROCESS BUILDING HVAC EXHAUST DUCT SUPPORTS	Design Manager
T-CM-FW-D-SS-191 sheet 2	0	10/1/2003	PROCESS BUILDING HVAC EXHAUST DUCT SUPPORTS	Design Manager
T-CM-FW-D-SS-192 sheet 1	3	10/1/2003	PROCESS BUILDING HVAC EXHAUST DUCT SUPPORTS	Design Manager
T-CM-FW-D-SS-193 sheet 1	0	7/16/2002	PROCESS BUILDING-HVAC DUCT SUPPORTS	Design Manager
T-CM-FW-D-SS-194 sheet 1	1	11/1/2002	PROCESS BUILDING HVAC EXHAUST DUCT SUPPORTS	Design Manager
T-CM-FW-D-SS-195 sheet 1	0	6/26/2002	PROCESS BUILDING HVAC EXHAUST DUCT SUPPORTS	Design Manager
T-CM-FW-D-SS-196 sheet 1	2	5/7/2004	PROCESS BUILDING - HVAC EXHAUST DUCT SUPPORTS	Design Manager
T-CM-FW-D-SS-197 sheet 1	0	7/23/2002	PROCESS BUILDING - RM 129 HVAC DUCT SHIELD	Design Manager
T-CM-FW-D-SS-198 sheet 1	0	5/15/2003	PROCESS BUILDING F-211A & F-213A FILTER SUPPORTS	Design Manager
T-CM-FW-D-SS-199 sheet 1	0	8/1/2003	PROCESS BUILDING HVAC FAN SUPPORTS	Design Manager
T-CM-FW-D-SS-199 sheet 2	0	8/1/2003	PROCESS BUILDING HVAC FAN SUPPORTS	Design Manager
T-CM-FW-D-SS-200 sheet 1	1	10/1/2003	PROCESS BUILDING FAN PILLOW BLOCK BEARING COVER	Design Manager
T-CM-FW-D-SS-201 sheet 1	0	8/1/2003	PROCESS BUILDING HOT CELL GRATING AREA ACCESS LADDERS	Design Manager
T-CM-FW-D-SS-202 sheet 1	0	7/17/2003	PROCESS BUILDING HVAC SUPPORTS	Design Manager
T-CM-FW-D-SS-202 sheet 2	0	7/17/2003	PROCESS BUILDING HVAC SUPPORTS	Design Manager
T-CM-FW-D-SS-203 sheet 1	1	10/1/2003	PROCESS BUILDING GLOVE BOX EXHAUST DUCT SUPPORTS	Design Manager
T-CM-FW-D-SS-204 sheet 1	0	8/5/2003	PERSONNEL / PROCESS BUILDING COVERED BREEZEWAY	Design Manager
T-CM-FW-D-SS-204 sheet 2	0	8/5/2003	PERSONNEL / PROCESS BUILDING COVERED BREEZEWAY	Design Manager

**Attachment C: Intellectual Property Documents Report**

Document #	Rev.	Rev. Date	Document Name	Doc. Owner
<b>Drawings</b>				
<b>CM</b>				
T-CM-FW-D-SS-205 sheet 1	0	8/19/2003	PROCESS BUILDING HVAC DUCT SUPPORTS	Design Manager
<b>GB</b>				
T-GB-FW-D-ME-001 sheet 1	2	4/23/2003	CH Glovebox General Arrangement	Design Manager
T-GB-FW-D-ME-002 sheet 1	0	6/9/2003	GLOVEBOX/BBA ENCLOSURE TRANSITION DETAILS	Design Manager
T-GB-FW-D-ME-002 sheet 2	0	6/9/2003	GLOVEBOX/BBA ENCLOSURE TRANSITION DETAILS	Design Manager
T-GB-FW-D-ME-003 sheet 1	3	7/1/2005	CH GLOVEBOX DRUMPORT OPENING RAMPS	Design Manager
T-GB-FW-D-ME-003 sheet 2	1	6/3/2005	CH GLOVEBOX DRUMPORT OPENING RAMPS	Design Manager
T-GB-FW-D-ME-003 sheet 3	1	6/3/2005	CH GLOVEBOX DRUMPORT OPENING RAMPS	Design Manager
T-GB-FW-D-ME-003 sheet 4	1	6/3/2005	CH GLOVEBOX DRUMPORT OPENING RAMPS	Design Manager
T-GB-FW-D-ME-004 sheet 1	1	3/3/2006	Glovebox Hydraulic Cart Drum Cart Restraint	Design Manager
T-GB-FW-D-ME-004 sheet 2	1	3/3/2006	Glovebox Hydraulic Cart Drum Cart Restraint Details	Design Manager
T-GB-FW-D-ME-005 sheet 1	0	6/24/2005	CONTACT HANDLED GLOVEBOX 85 GAL FUNNEL	Design Manager
T-GB-FW-D-ME-006 sheet 1	0	7/8/2005	CONTACT HANDLED GLOVEBOX GLOVE CHANGE OUT VACUUM CHUTE	Design Manager
T-GB-FW-D-ME-007 sheet 1	1	9/6/2005	Contact Handled Glovebox Gloveport Window Support	Design Manager
T-GB-FW-D-ME-011 sheet 1	0	3/28/2003	GB CAN PUNCTURE INTERFACE ASSEMBLY	Design Manager
T-GB-FW-D-ME-012 sheet 1	0	5/23/2005	CHGB COMPRESSED AIR INSTALLATION DETAILS	Design Manager
T-GB-FW-D-ME-013 sheet 1	0	12/1/2005	Contact Handled Glovebox Station 1 Personnel Airlock	Design Engineer
T-GB-FW-D-ME-013 sheet 2	0	12/1/2005	Contact Handled Glovebox Station 1 Personnel Airlock	Design Manager
<b>HC</b>				
T-HC-FW-D-EE-101 sheet 1	0	2/23/2003	HOT CELL LIGHTING FIXTURE WALL MOUNTING BRACKET DETAILS	Design Manager
T-HC-FW-D-ME-101 sheet 1	1	11/7/2002	RH Concrete Cask Bogle Assembly	Design Manager
T-HC-FW-D-ME-101 sheet 2	1	11/7/2002	RH Concrete Cask Bogle Frame Weldment	Design Manager
T-HC-FW-D-ME-101 sheet 3	0	3/3/2001	RH Concrete Cask Bogle Axle Detail	Design Manager



**Attachment C: Intellectual Property Documents Report**

*Document #                      Rev.      Rev. Date      Document Name                      Doc. Owner*

**Drawings**

**HC**

<i>Document #</i>	<i>Rev.</i>	<i>Rev. Date</i>	<i>Document Name</i>	<i>Doc. Owner</i>
T-HC-FW-D-ME-101 sheet 4	1	11/7/2002	RH Concrete Cask Bogle Wheel Detail	Design Manager
T-HC-FW-D-ME-101 sheet 5	1	11/7/2002	RH Concrete Cask Bogle Gamma Shield Detail	Design Manager
T-HC-FW-D-ME-101 sheet 6	1	11/7/2002	RH Concrete Cask Bogle Neutron Shield Detail	Design Manager
T-HC-FW-D-ME-101 sheet 7	0	3/3/2001	RH Concrete Cask Bogle Details	Design Manager
T-HC-FW-D-ME-102 sheet 1	3	1/15/2004	Concrete Cask Overpack - Envelope Drawing	Design Manager
T-HC-FW-D-ME-103 sheet 1	8	1/20/2005	RH CONCRETE CASK MARK II OVERPACK	Design Manager
T-HC-FW-D-ME-104 sheet 1	0	1/20/2004	CONCRETE CASK OVERPACK LIFT FIXTURE	Design Manager
T-HC-FW-D-ME-105 sheet 1	0	2/19/2004	RH CONCRETE CASK OVERPACK LID SUPPORT STAND	Design Manager
T-HC-FW-D-ME-111 sheet 1	2	5/12/2003	RH Cask Bogle Lift Assembly	Design Manager
T-HC-FW-D-ME-111 sheet 10	0	3/3/2001	Lower Platform Weldment Details	Design Manager
T-HC-FW-D-ME-111 sheet 11	0	3/3/2001	Upper Handrail Weldment Details	Design Manager
T-HC-FW-D-ME-111 sheet 12	0	3/3/2001	R.H. Cask Bogle Lift Pivot Platform	Design Manager
T-HC-FW-D-ME-111 sheet 13	1	3/3/2001	RH Cask Bogle Lift Ladder Detail	Design Manager
T-HC-FW-D-ME-111 sheet 14	1	3/7/2003	RH Cask Bogle Lift Drive Support Base	Design Manager
T-HC-FW-D-ME-111 sheet 15	1	3/5/2003	RH Cask Bogle Lift Bogle Lift Weldment	Design Manager
T-HC-FW-D-ME-111 sheet 16	2	3/7/2003	RH Cask Bogle Lift Shaft Details	Design Manager
T-HC-FW-D-ME-111 sheet 17	1	11/7/2002	RH Cask Bogle Lift Details	Design Manager
T-HC-FW-D-ME-111 sheet 18	0	3/3/2001	Lower Handrail Weldment Common Details	Design Manager
T-HC-FW-D-ME-111 sheet 19	1	11/7/2002	RH Cask Bogle Lift Pivot Platform	Design Manager
T-HC-FW-D-ME-111 sheet 2	2	5/12/2003	RH Cask Lift Assembly	Design Manager
T-HC-FW-D-ME-111 sheet 20	1	11/7/2002	RH Cask Bogle Lift Pivot Platform R.H. and L.H.	Design Manager
T-HC-FW-D-ME-111 sheet 21	1	11/7/2002	RH Cask Bogle Lift Details	Design Manager
T-HC-FW-D-ME-111 sheet 22	0	3/3/2001	RH Cask Bogle Lift Details	Design Manager
T-HC-FW-D-ME-111 sheet 23	1	11/7/2002	RH Cask Bogle Lift Floor Plate Layout	Design Manager
T-HC-FW-D-ME-111 sheet 24	0	3/3/2001	RH Cask Bogle Lift Details	Design Manager
T-HC-FW-D-ME-111 sheet 25	1	2/19/2004	RH Cask Bogle Lift Details	Design Manager
T-HC-FW-D-ME-111 sheet 3	1	5/12/2003	Lift Weldment R.H. Details	Design Manager
T-HC-FW-D-ME-111 sheet 4	1	11/7/2002	Lift Weldment L.H. Details	Design Manager

**Attachment C: Intellectual Property Documents Report**

Document #	Rev.	Rev. Date	Document Name	Doc. Owner
------------	------	-----------	---------------	------------

**Drawings****HC**

T-HC-FW-D-ME-111 sheet 5	0	3/3/2001	Upper Platform Weldment Detail	Design Manager
T-HC-FW-D-ME-111 sheet 6	0	3/3/2001	Upper Handrail Weldment Detail	Design Manager
T-HC-FW-D-ME-111 sheet 7	0	3/3/2001	RH Cask Bogie Lift Stairway Detail	Design Manager
T-HC-FW-D-ME-111 sheet 8	0	3/3/2001	Lower Platform Weldment R.H. Details	Design Manager
T-HC-FW-D-ME-111 sheet 9	0	3/3/2001	Lower Platform Weldment L.H. Details	Design Manager
T-HC-FW-D-ME-112 sheet 1	0	3/26/2003	RH CASK BOGIE LIFT ANCHOR BOLT LOCATIONS	Design Manager
T-HC-FW-D-ME-120 sheet 1	0	6/17/2003	RH CONCRETE CASK MATING STATION PLAN & ELEVATIONS	Design Manager
T-HC-FW-D-ME-121 sheet 1	3	11/7/2002	Concrete Cask Penetration Assembly	Design Manager
T-HC-FW-D-ME-121 sheet 10	1	9/6/2001	Concrete Cask Penetration Neoprene Gasket	Design Manager
T-HC-FW-D-ME-121 sheet 2	3	1/11/2002	Concrete Cask Penetration Frame Detail	Design Manager
T-HC-FW-D-ME-121 sheet 3	0	2/3/2001	CONCRETE CASK OVERPACK LIFT FIXTURE supercedes THCFWDME102 SH 2	Design Manager
T-HC-FW-D-ME-121 sheet 4	1	9/6/2001	Concrete Cask Penetration Stationary Sleeve Weldment	Design Manager
T-HC-FW-D-ME-121 sheet 5	1	9/6/2001	Concrete Cask Penetration Rotary Sleeve Detail	Design Manager
T-HC-FW-D-ME-121 sheet 6	1	9/6/2001	Concrete Cask Penetration Rotary Bearing Detail	Design Manager
T-HC-FW-D-ME-121 sheet 7	1	9/6/2001	Concrete Cask Penetration Stationary Bearing Detail	Design Manager
T-HC-FW-D-ME-121 sheet 8	0	2/3/2001	Concrete Cask Penetration Seal Retainer Bottom Detail	Design Manager
T-HC-FW-D-ME-121 sheet 9	1	9/6/2001	Concrete Cask Penetration Retainer Bracket	Design Manager
T-HC-FW-D-ME-122 sheet 1	0	4/27/2001	72-B Canister Filling Port Assembly	Design Manager
T-HC-FW-D-ME-122 sheet 2	1	4/27/2001	72-B Canister Filling Port Embedment	Design Manager
T-HC-FW-D-ME-122 sheet 3	0	4/27/2001	72-B Canister Filling Details	Design Manager
T-HC-FW-D-ME-122 sheet 4	0	4/27/2001	72-B Canister Filling Details	Design Manager
T-HC-FW-D-ME-122 sheet 5	0	4/27/2001	72-B Canister Filling Port Assembly	Design Manager
T-HC-FW-D-ME-122 sheet 6	0	4/27/2001	72-B Canister Filling Details	Design Manager
T-HC-FW-D-ME-124 sheet 1	1	9/27/2001	RH Hot Cell 5 Gallon Can Loading Sleeve	Design Manager
T-HC-FW-D-ME-125 sheet 1	0	4/27/2001	RH Solids Hot Cell Hydraulic Portal Cover Assembly	Design Manager
T-HC-FW-D-ME-125 sheet 2	0	4/27/2001	RH Solids Hot Cell Hydraulic Portal Cover Details	Design Manager

Wednesday, September 20, 2006 11:52:56 AM

rptDocumentExcludesVendor

**Attachment C: Intellectual Property Documents Report**

Document #	Rev.	Rev. Date	Document Name	Doc. Owner
<b>Drawings</b>				
<b>HC</b>				
T-HC-FW-D-ME-125 sheet 3	0	4/27/2001	RH Solids Hot Cell Hydraulic Portal Cover Details	Design Manager
T-HC-FW-D-ME-125 sheet 4	0	4/27/2001	RH Solids Hot Cell Hydraulic Portal Cover Details	Design Manager
T-HC-FW-D-ME-125 sheet 5	0	4/27/2001	RH Solids Hot Cell Hydraulic Portal Cover Details	Design Manager
T-HC-FW-D-ME-126 sheet 1	0	9/17/2001	RH HOTCELL 5-GAL CAN LOADING PORT	Design Manager
T-HC-FW-D-ME-126 sheet 2	0	9/17/2001	RH HOTCELL 5-GAL CAN LOADING PORT	Design Manager
T-HC-FW-D-ME-126 sheet 3	0	9/17/2001	RH HOTCELL 5-GAL CAN LOADING PORT	Design Manager
T-HC-FW-D-ME-126 sheet 4	0	9/17/2001	RH HOTCELL 5-GAL CAN LOADING PORT	Design Manager
T-HC-FW-D-ME-126 sheet 5	1	8/27/2003	RH HOTCELL 5-GAL CAN LOADING PORT	Design Manager
T-HC-FW-D-ME-126 sheet 6	0	9/17/2001	RH HOTCELL 5-GAL CAN LOADING PORT	Design Manager
T-HC-FW-D-ME-126 sheet 7	0	9/17/2001	RH HOTCELL 5-GAL CAN LOADING PORT	Design Manager
T-HC-FW-D-ME-126 sheet 8	0	9/17/2001	RH HOTCELL 5-GAL CAN LOADING PORT	Design Manager
T-HC-FW-D-ME-126 sheet 9	0	9/17/2001	RH HOTCELL 5-GAL CAN LOADING PORT	Design Manager
T-HC-FW-D-ME-127 sheet 1	2	8/19/2003	CONCRETE CASK PORTAL COVER ASSEMBLY AND DETAILS	Design Manager
T-HC-FW-D-ME-128 sheet 1	0	3/1/2003	CONCRETE CASK PENETRATION STATIONARY SLEEVE WELDMENT	Design Manager
T-HC-FW-D-ME-129 sheet 1	0	3/24/2003	5-GAL CAN LOADING PORT SHIELD DAVIT ASSEMBLY	Design Manager
T-HC-FW-D-ME-129 sheet 2	0	3/21/2003	5-GAL CAN LOADING PORT SHIELD DAVIT DETAILS	Design Manager
T-HC-FW-D-ME-129 sheet 3	0	3/21/2003	5-GAL CAN LOADING PORT SHIELD DAVIT DETAILS	Design Manager
T-HC-FW-D-ME-200 sheet 2	1	5/7/2003	PARTIAL 2ND FL PLAN HOT CELL EQUIP ARRANGEMENT	Design Manager
T-HC-FW-D-ME-202 sheet 1	1	2/13/2003	HOT CELL WORK TABLE PLATE ASSEMBLY AND DETAILS	Design Manager
T-HC-FW-D-ME-202 sheet 10	1	11/4/2002	HOT CELL WORK TABLE PLATE DETAILS	Design Manager
T-HC-FW-D-ME-202 sheet 11	1	11/4/2002	HOT CELL WORK TABLE PLATE DETAILS	Design Manager
T-HC-FW-D-ME-202 sheet 12	1	11/4/2002	HOT CELL WORK TABLE PLATE DETAILS	Design Manager
T-HC-FW-D-ME-202 sheet 2	0	6/4/2002	HOT CELL WORK TABLE PLATE DETAILS	Design Manager
T-HC-FW-D-ME-202 sheet 3	0	6/4/2002	HOT CELL WORK TABLE PLATE DETAILS	Design Manager
T-HC-FW-D-ME-202 sheet 4	0	6/4/2002	HOT CELL WORK TABLE PLATE DETAILS	Design Manager
T-HC-FW-D-ME-202 sheet 5	0	6/4/2002	HOT CELL WORK TABLE PLATE DETAILS	Design Manager



**Attachment C: Intellectual Property Documents Report**

Document #	Rev.	Rev. Date	Document Name	Doc. Owner
<b>Drawings</b>				
<b>HC</b>				
T-HC-FW-D-ME-202 sheet 6	0	6/4/2002	HOT CELL WORK TABLE RETENTION ANGLE DETAIL	Design Manager
T-HC-FW-D-ME-202 sheet 7	0	6/4/2002	HOT CELL WORK TABLE PLATE DETAILS	Design Manager
T-HC-FW-D-ME-202 sheet 8	0	6/4/2002	HOT CELL WORK TABLE PLATE DETAILS	Design Manager
T-HC-FW-D-ME-202 sheet 9	0	6/4/2002	HOT CELL WORK TABLE PLATE DETAILS	Design Manager
T-HC-FW-D-ME-203 sheet 1	1	3/17/2003	HOT CELL EQUIP ARRANGEMENT SHIELD WALL DETAILS	Design Manager
T-HC-FW-D-ME-211 sheet 1	2	5/10/2003	RH HOTCELL NDE LOAD CART LOAD CART ASSEMBLY	Design Manager
T-HC-FW-D-ME-211 sheet 10	1	1/20/2003	RH HOTCELL NDE LOAD CART ASSEMBLY BALL SCREW ASSEMBLY	Design Manager
T-HC-FW-D-ME-211 sheet 11	1	1/20/2003	RH HOTCELL NDE LOAD CART ASSEMBLY BALL SPLINE ASSEMBLY	Design Manager
T-HC-FW-D-ME-211 sheet 12	0	9/17/2001	RH HOTCELL NDE LOAD CART ASSEMBLY SUPPORT TABLE WELDMENT	Design Manager
T-HC-FW-D-ME-211 sheet 13	0	9/17/2001	RH HOTCELL NDE LOAD CART ASSEMBLY DRIVE MOTOR BRACKET	Design Manager
T-HC-FW-D-ME-211 sheet 14	0	9/17/2001	RH HOTCELL NDE LOAD CART ASSEMBLY TURNTABLE QUILL	Design Manager
T-HC-FW-D-ME-211 sheet 15	1	1/20/2003	RH HOTCELL NDE LOAD CART ASSEMBLY BALL SPLINE MOUNT DETS	Design Manager
T-HC-FW-D-ME-211 sheet 16	1	1/20/2003	RH HOTCELL NDE LOAD CART ASSEMBLY DRIVE COUPLING DETS	Design Manager
T-HC-FW-D-ME-211 sheet 17	1	1/20/2003	RH HOTCELL NDE LOAD CART ASSEMBLY SPROCKET DETS	Design Manager
T-HC-FW-D-ME-211 sheet 18	0	9/17/2001	RH HOTCELL NDE LOAD CART ASSEMBLY TUNNEL GASKET	Design Manager
T-HC-FW-D-ME-211 sheet 19	0	9/17/2001	RH HOTCELL NDE LOAD CART ASSEMBLY SHAFT SEAL HOUSING	Design Manager
T-HC-FW-D-ME-211 sheet 2	1	1/20/2003	RH HOTCELL NDE LOAD CART LOAD CART ASSEMBLY VIEW C	Design Manager
T-HC-FW-D-ME-211 sheet 3	1	1/20/2003	RH HOTCELL NDE LOAD CART LOAD CART ASSEMBLY VIEW D	Design Manager
T-HC-FW-D-ME-211 sheet 4	0	9/17/2001	RH HOTCELL NDE LOAD CART LOAD CART ASSEMBLY SECTION F	Design Manager
T-HC-FW-D-ME-211 sheet 5	1	7/2/2003	RH HOTCELL NDE LOAD CART ASSEMBLY TUNNEL WELDMENT	Design Manager
T-HC-FW-D-ME-211 sheet 6	1	1/20/2003	RH HOTCELL NDE LOAD CART ASSEMBLY TUNNEL END COVER	Design Manager
T-HC-FW-D-ME-211 sheet 7	1	1/20/2003	RH HOTCELL NDE LOAD CART ASSEMBLY SLIDE BASE WELDMENT	Design Manager





**Attachment C: Intellectual Property Documents Report**

Document #	Rev.	Rev. Date	Document Name	Doc. Owner
------------	------	-----------	---------------	------------

**Drawings**

HC

T-HC-FW-D-ME-211 sheet 8	2	5/10/2003	RH HOTCELL NDE LOAD CART ASSEMBLY SHUTTLE WELDMENT	Design Manager
T-HC-FW-D-ME-211 sheet 9	0	9/17/2001	RH HOTCELL NDE LOAD CART ASSEMBLY TURNTABLE TOP	Design Manager
T-HC-FW-D-ME-212 sheet 1	2	5/10/2003	HOT CELL NDA LOADER ASS'Y	Design Manager
T-HC-FW-D-ME-212 sheet 10	1	1/20/2003	RH HOTCELL NDA LOAD CART ASSEMBLY BALL SCREW ASS'Y	Design Manager
T-HC-FW-D-ME-212 sheet 11	1	1/20/2003	RH HOTCELL NDA LOAD CART ASSEMBLY BALL SPLINE ASS'Y	Design Manager
T-HC-FW-D-ME-212 sheet 12	2	5/10/2003	RH HOTCELL NDA LOAD CART ASSEMBLY SHUTTLE RUNWAY & SUPPORTS	Design Manager
T-HC-FW-D-ME-212 sheet 13	1	1/20/2003	RH HOTCELL NDA LOAD CART ASSEMBLY DRIVE MOTOR BRACKET	Design Manager
T-HC-FW-D-ME-212 sheet 14	1	1/20/2003	RH HOTCELL NDA LOAD CART ASSEMBLY TURNTABLE QUILL	Design Manager
T-HC-FW-D-ME-212 sheet 15	1	1/20/2003	RH HOTCELL NDA LOAD CART ASSEMBLY BALL SPLINE MOUNT DETS.	Design Manager
T-HC-FW-D-ME-212 sheet 16	1	1/20/2003	RH HOTCELL NDA LOAD CART ASSEMBLY DRIVE COUPLING DETS.	Design Manager
T-HC-FW-D-ME-212 sheet 17	1	1/20/2003	RH HOTCELL NDA LOAD CART ASSEMBLY SPROCKET DETS.	Design Manager
T-HC-FW-D-ME-212 sheet 18	1	1/20/2003	RH HOTCELL NDA LOAD CART ASSEMBLY TUNNEL GASKET	Design Manager
T-HC-FW-D-ME-212 sheet 19	1	1/20/2003	RH HOTCELL NDA LOAD CART ASSEMBLY SHAFT SEAL HOUSING	Design Manager
T-HC-FW-D-ME-212 sheet 2	1	1/20/2003	NDA LOADER SUB-ASSEMBLY	Design Manager
T-HC-FW-D-ME-212 sheet 20	1	1/20/2003	RH HOTCELL NDA LOAD CART ASSEMBLY MISC. DETAILS	Design Manager
T-HC-FW-D-ME-212 sheet 21	2	5/10/2003	NDA LOADER SHIELD BLOCK & SUPPORTS	Design Manager
T-HC-FW-D-ME-212 sheet 22	1	1/20/2003	NDA LOADER DETAILS	Design Manager
T-HC-FW-D-ME-212 sheet 23	1	1/20/2003	NDA LOADER DETAILS	Design Manager
T-HC-FW-D-ME-212 sheet 3	1	1/20/2003	NDA LOADER SUB-ASSEMBLY	Design Manager
T-HC-FW-D-ME-212 sheet 4	1	1/20/2003	NDA LOADER SUB-ASSEMBLY	Design Manager
T-HC-FW-D-ME-212 sheet 5	1	1/20/2003	NDA LOADER SUB-ASSEMBLY	Design Manager
T-HC-FW-D-ME-212 sheet 6	2	7/2/2003	RH HOTCELL NDA LOAD CART ASSEMBLY TUNNEL WELDMENT	Design Manager
T-HC-FW-D-ME-212 sheet 7	1	1/20/2003	RH HOTCELL NDA LOAD CART ASSEMBLY END COVER	Design Manager

**Attachment C: Intellectual Property Documents Report**

Document #	Rev.	Rev. Date	Document Name	Doc. Owner
<b>Drawings</b>				
<b>HC</b>				
T-HC-FW-D-ME-212 sheet 8	1	1/20/2003	RH HOTCELL NDA LOAD CART ASSEMBLY SHUTTLE WELDMENT	Design Manager
T-HC-FW-D-ME-212 sheet 9	1	1/20/2003	RH HOTCELL NDA LOAD CART ASSEMBLY TURNTABLE TOP	Design Manager
T-HC-FW-D-ME-214 sheet 1	1	5/12/2003	NDA / NDE LOADER TUNNEL SHIELD ASSEMBLY	Design Manager
T-HC-FW-D-ME-214 sheet 2	1	5/12/2003	NDA / NDE LOADER TUNNEL SHIELD ASSEMBLY	Design Manager
T-HC-FW-D-ME-221 sheet 1	0	9/17/2001	CONTACT HANDLED SOLID WASTE PORT ASSEMBLY	Design Manager
T-HC-FW-D-ME-221 sheet 10	0	9/17/2001	CH SOLID WASTE PORT SLEEVE DETAIL	Design Manager
T-HC-FW-D-ME-221 sheet 2	0	9/17/2001	RH SOLIDS HOT CELL CH OUT HYDRAULIC PORTAL COVER	Design Manager
T-HC-FW-D-ME-221 sheet 3	0	9/17/2001	RH SOLIDS HOT CELL CH OUT HYDRAULIC PORTAL COVER	Design Manager
T-HC-FW-D-ME-221 sheet 4	0	9/17/2001	RH SOLIDS HOT CELL CH OUT HYDRAULIC PORTAL COVER	Design Manager
T-HC-FW-D-ME-221 sheet 5	0	9/17/2001	RH SOLIDS HOT CELL CH OUT HYDRAULIC PORTAL COVER	Design Manager
T-HC-FW-D-ME-221 sheet 6	0	9/17/2001	RH SOLIDS HOT CELL CH OUT HYDRAULIC PORTAL COVER	Design Manager
T-HC-FW-D-ME-221 sheet 7	0	9/17/2001	CH SOLID WASTE PORT BAG RING	Design Manager
T-HC-FW-D-ME-221 sheet 8	0	9/17/2001	CH SOLID WASTE PORT SLEEVE ASSEMBLY	Design Manager
T-HC-FW-D-ME-221 sheet 9	0	9/17/2001	CH SOLID WASTE PORT SLEEVE DETAIL	Design Manager
T-HC-FW-D-ME-225 sheet 1	0	9/17/2001	CH HANDLED SOLID WASTE INCOMING DRUM PORT ASSEMBLY	Design Manager
T-HC-FW-D-ME-225 sheet 2	0	9/17/2001	RH SOLIDS HOT CELL INCOMING DRUM HYDR PORTAL COVER	Design Manager
T-HC-FW-D-ME-225 sheet 3	0	9/17/2001	RH SOLIDS HOT CELL INCOMING DRUM HYDR PORTAL COVER	Design Manager
T-HC-FW-D-ME-225 sheet 4	0	9/17/2001	RH SOLIDS HOT CELL INCOMING DRUM HYDR PORTAL COVER	Design Manager
T-HC-FW-D-ME-225 sheet 5	0	9/17/2001	RH SOLIDS HOT CELL INCOMING DRUM HYDR PORTAL COVER	Design Manager
T-HC-FW-D-ME-225 sheet 6	0	9/17/2001	RH SOLIDS HOT CELL INCOMING DRUM HYDR PORTAL COVER	Design Manager
T-HC-FW-D-ME-225 sheet 7	0	9/17/2001	RH SOLIDS HOT CELL INCOMING DRUM HYDR PORT BASE	Design Manager
T-HC-FW-D-ME-226 sheet 1	1	4/28/2004	HOT CELL COMPACTOR SHUTTLE CYL & EXHAUST FILTER SUPPORT	Design Manager

*Attachment C: Intellectual Property Documents Report*

<i>Document #</i>	<i>Rev.</i>	<i>Rev. Date</i>	<i>Document Name</i>	<i>Doc. Owner</i>
<b>Drawings</b>				
<b>HC</b>				
T-HC-FW-D-ME-228 sheet 1	0	9/17/2001	LOW LEVEL SOLID WASTE PORT ASSEMBLY	Design Manager
T-HC-FW-D-ME-228 sheet 2	0	9/17/2001	LOW LEVEL SOLID WASTE PORTAL COVER	Design Manager
T-HC-FW-D-ME-228 sheet 3	0	9/17/2001	LOW LEVEL SOLID WASTE PORTAL COVER	Design Manager
T-HC-FW-D-ME-228 sheet 4	0	9/17/2001	LOW LEVEL SOLID WASTE PORTAL COVER	Design Manager
T-HC-FW-D-ME-228 sheet 5	0	9/17/2001	LOW LEVEL SOLID WASTE PORTAL COVER	Design Manager
T-HC-FW-D-ME-228 sheet 6	0	9/17/2001	LOW LEVEL SOLID WASTE PORTAL COVER	Design Manager
T-HC-FW-D-ME-228 sheet 7	0	9/17/2001	LOW LEVEL SOLID WASTE PORT BAG RING	Design Manager
T-HC-FW-D-ME-231 sheet 1	0	9/17/2001	HOT CELL NDA EQUIP ARRANGEMENT	Design Manager
T-HC-FW-D-ME-232 sheet 1	3	6/24/2003	HOT CELL NDE EQUIP ARRANGEMENT	Design Manager
T-HC-FW-D-ME-301 sheet 1	3	9/17/2001	RH HOT CELL HYDRAULIC SCHEMATIC	Design Manager
T-HC-FW-D-ME-302 sheet 1	0	5/7/2003	HOT CELL HYDRAULIC LINE LIST	Design Manager
T-HC-FW-D-ME-303 sheet 1	1	6/5/2003	PARTIAL 2ND FL PLAN HOT CELL HYDRAULIC TUBING ARRANGEMENT	Design Manager
T-HC-FW-D-ME-303 sheet 2	0	5/8/2003	PARTIAL 2ND FL PLAN HOT CELL HYDRAULIC TUBING ARRANGEMENT	Design Manager
T-HC-FW-D-ME-304 sheet 1	0	5/9/2003	VALVE MANIFOLD HYDRAULIC TUBING ISOMETRIC	Design Manager
T-HC-FW-D-ME-304 sheet 2	0	5/9/2003	HOT CELL NDE SHIELDING HYDRAULIC TUBING ISOMETRIC	Design Manager
T-HC-FW-D-ME-304 sheet 3	0	5/9/2003	HOT CELL INCOMING DRUM PORTAL HYDRAULIC TUBING ISOMETRIC	Design Manager
T-HC-FW-D-ME-304 sheet 4	0	5/9/2003	HOT CELL RH LLW PORTAL HYDRAULIC TUBING ISOMETRIC	Design Manager
T-HC-FW-D-ME-304 sheet 5	0	5/9/2003	HOT CELL CH DRUM PORTAL HYDRAULIC TUBING ISOMETRIC	Design Manager
T-HC-FW-D-ME-304 sheet 6	0	5/9/2003	HOT CELL NDA SHIELDING HYDRAULIC TUBING ISOMETRIC	Design Manager
T-HC-FW-D-ME-305 sheet 1	0	6/10/2003	VALVE MANIFOLD HYDRAULIC TUBING ISOMETRIC	Design Manager
T-HC-FW-D-ME-305 sheet 2	0	6/10/2003	VALVE MANIFOLD HYDRAULIC TUBING ISOMETRIC	Design Manager
T-HC-FW-D-ME-306 sheet 1	0	6/23/2003	VALVE MANIFOLD HYDRAULIC TUBING ISOMETRIC	Design Manager

**Attachment C: Intellectual Property Documents Report**

Document #	Rev.	Rev. Date	Document Name	Doc. Owner
<b>Drawings</b>				
<b>HC</b>				
T-HC-FW-D-ME-306 sheet 2	0.	6/23/2003	VALVE MANIFOLD HYDRAULIC TUBING ISOMETRIC	Design Manager
T-HC-FW-D-ME-306 sheet 3	0	6/23/2003	VALVE MANIFOLD HYDRAULIC TUBING ISOMETRIC	Design Manager
T-HC-FW-D-ME-306 sheet 4	0	6/23/2003	VALVE MANIFOLD HYDRAULIC TUBING ISOMETRIC	Design Manager
T-HC-FW-D-ME-306 sheet 5	0	6/23/2003	VALVE MANIFOLD HYDRAULIC TUBING ISOMETRIC	Design Manager
T-HC-FW-D-ME-306 sheet 6	0	6/23/2003	VALVE MANIFOLD HYDRAULIC TUBING ISOMETRIC	Design Manager
T-HC-FW-D-ME-307 sheet 1	0	8/4/2003	PARTIAL 2ND FL PLAN HOT CELL AIR TUBING ARRANGEMENT	Design Manager
T-HC-FW-D-ME-307 sheet 2	0	8/4/2003	HOT CELL AIR TUBING ISOMETRIC	Design Manager
T-HC-FW-D-SS-202 sheet 1	0	1/22/2003	5-GAL CAN STORAGE RACK	Design Manager
T-HC-FW-D-SS-203 sheet 1	0	1/16/2003	55 GALLON DRUM STAGING RACK	Design Manager
T-HC-FW-D-SS-204 sheet 1	0	8/12/2003	HOT CELL PIVOT SHEAR WORK TABLE	Design Manager
<b>SL</b>				
T-SL-FW-D-EE-500 sheet 1	1	6/14/2002	Pump Skid Power Distribution Pump Skid P-101 B/D	Design Manager
T-SL-FW-D-EE-500 sheet 2	2	5/24/2003	Pump Skid Connection Diagram Pump Skid P-101 B/D	Design Manager
T-SL-FW-D-EE-501 sheet 1	1	6/14/2002	Pump Skid Power Distribution Pump Skid P-102 B/D	Design Manager
T-SL-FW-D-EE-501 sheet 2	2	5/26/2003	Pump Skid Connection Diagram Pump Skid P-102 B/D.	Design Manager
T-SL-FW-D-EE-502 sheet 1	1	6/14/2002	Pump Skid Power Distribution Pump Skid P-102 A/C	Design Manager
T-SL-FW-D-EE-502 sheet 2	2	5/26/2003	Pump Skid Connection Diagram Pump Skid P-102 A/C	Design Manager
T-SL-FW-D-EE-503 sheet 1	1	6/14/2002	Pump Skid Power Distribution Pump Skid P-101 A/C	Design Manager
T-SL-FW-D-EE-503 sheet 2	2	5/26/2003	Pump Skid Connection Distribution Pump Skid P-101 A/C	Design Manager
T-SL-FW-D-IC-001 sheet 1	0	1/6/2003	SLUDGE NITROGEN SYSTEM INSTRUMENT INSTALLATION DETAILS	Design Manager
T-SL-FW-D-IC-002 sheet 1	0	4/25/2003	72-B CANISTER FILL TUBE PROX. MOUNTING BRACKET	Design Manager
T-SL-FW-D-ME-100 sheet 1	1	5/15/2002	Equipment Location for Sludge Processing	Design Manager
T-SL-FW-D-ME-101 sheet 1	0	12/7/2000	Process Piping Arrangement Section	Design Manager

**Attachment C: Intellectual Property Documents Report**

**Document #**                      **Rev.**    **Rev. Date**    **Document Name**                      **Doc. Owner**

**Drawings****SL**

T-SL-FW-D-ME-102 sheet 1	0	12/7/2000	Process Piping Arrangement Section	Design Manager
T-SL-FW-D-ME-103 sheet 1	0	12/7/2000	Process Piping Arrangement Section	Design Manager
T-SL-FW-D-ME-104 sheet 1	0	12/7/2000	Process Piping Arrangement Section	Design Manager
T-SL-FW-D-ME-105 sheet 1	0	12/7/2000	Process Piping Arrangement Section	Design Manager
T-SL-FW-D-ME-107 sheet 1	0	12/7/2000	Process Piping Arrangement Plan	Design Manager
T-SL-FW-D-ME-108 sheet 1	0	12/7/2000	Process Piping Arrangement Plan	Design Manager
T-SL-FW-D-ME-112 sheet 1	0	12/7/2000	Process Piping Arrangement Details	Design Manager
T-SL-FW-D-ME-121 sheet 1	0	3/13/2001	Canister Storage Room Transfer Location Sleeve	Design Manager
T-SL-FW-D-ME-122 sheet 1	0	3/13/2001	Canister Storage Room Storage Location Sleeve	Design Manager
T-SL-FW-D-ME-123 sheet 1	0	4/27/2001	Canister Storage Room Decontamination Chamber Sleeve	Design Manager
T-SL-FW-D-ME-126 sheet 1	3	7/2/2003	Canister Storage Portal Cover	Design Manager
T-SL-FW-D-ME-201 sheet 1	1	5/1/2002	Dried Sludge Canister Shuttle Assembly	Design Manager
T-SL-FW-D-ME-201 sheet 10	1	4/23/2002	Dried Sludge Canister Shuttle Lift Plate Detail	Design Manager
T-SL-FW-D-ME-201 sheet 11	0	11/30/2000	Dried Sludge Canister Shuttle Standoff Detail	Design Manager
T-SL-FW-D-ME-201 sheet 2	1	4/23/2002	Dried Sludge Canister Shuttle Frame Weldment	Design Manager
T-SL-FW-D-ME-201 sheet 3	0	11/30/2000	Dried Sludge Canister Shuttle Canister Sleeve	Design Manager
T-SL-FW-D-ME-201 sheet 4	1	4/23/2002	Dried Sludge Canister Shuttle Base Plate Weldment	Design Manager
T-SL-FW-D-ME-201 sheet 5	0	11/30/2000	Dried Sludge Canister Shuttle Side Shield Plate	Design Manager
T-SL-FW-D-ME-201 sheet 6	0	11/30/2000	Dried Sludge Canister Shuttle Back Shield Plate	Design Manager
T-SL-FW-D-ME-201 sheet 7	0	11/30/2000	Dried Sludge Canister Shuttle Ball Nut Support Weldment	Design Manager
T-SL-FW-D-ME-201 sheet 8	0	11/30/2000	Dried Sludge Canister Shuttle Centering Wedge	Design Manager
T-SL-FW-D-ME-201 sheet 9	0	11/30/2000	Dried Sludge Canister Shuttle Motor/Drive Support Weldment	Design Manager
T-SL-FW-D-ME-202 sheet 1	1	2/15/2002	72-B Canister Fill Tube/Plug Removal Assembly	Design Manager
T-SL-FW-D-ME-202 sheet 2	1	2/15/2002	72-B Canister Fill Tube/Plug Removal Details	Design Manager
T-SL-FW-D-ME-202 sheet 3	1	2/15/2002	72-B Canister Fill Tube/Plug Extractor Detail	Design Manager

**Attachment C: Intellectual Property Documents Report**

Document #	Rev.	Rev. Date	Document Name	Doc. Owner
------------	------	-----------	---------------	------------

**Drawings****SL**

T-SL-FW-D-ME-202 sheet 4	1	2/15/2002	72-B Canister Fill Tube/Cap Detail	Design Manager
T-SL-FW-D-ME-202 sheet 5	1	2/15/2002	72-B Canister Fill Tube/Centering Support Detail	Design Manager
T-SL-FW-D-ME-202 sheet 6	1	2/15/2002	72-B Canister Fill Tube Seal Support Detail	Design Manager
T-SL-FW-D-ME-202 sheet 7	1	2/15/2002	72-B Canister Fill Tube/Pin Retractor Detail	Design Manager
T-SL-FW-D-ME-202 sheet 8	0	11/30/2000	72-B Canister Fill Tube/Support Tube Detail	Design Manager
T-SL-FW-D-ME-203 sheet 1	0	9/6/2001	72-B Canister Assembly Dried Sludge Canister	Design Manager
T-SL-FW-D-ME-203 sheet 2	1	2/15/2002	DRIED SLUDGE CANISTER 72-B CANISTER DETAILS	Design Manager
T-SL-FW-D-ME-203 sheet 3	0	9/6/2001	DRIED SLUDGE CANISTER 72-B CANISTER DETAILS	Design Manager
T-SL-FW-D-ME-203 sheet 4	1	2/15/2002	DRIED SLUDGE CANISTER 72-B CANISTER DETAILS	Design Manager
T-SL-FW-D-ME-204 sheet 1	0	2/2/2001	72-B Swipe Test Bag-Out Assembly	Design Manager
T-SL-FW-D-ME-204 sheet 2	0	2/2/2001	72-B Swipe Test Bagout Details	Design Manager
T-SL-FW-D-ME-204 sheet 3	0	2/2/2001	72-B Swipe Test Bagout Details	Design Manager
T-SL-FW-D-ME-204 sheet 4	0	2/2/2001	72-B Swipe Test Bagout Assembly	Design Manager
T-SL-FW-D-ME-204 sheet 5	0	2/2/2001	72-B Swipe Test Bagout Details	Design Manager
T-SL-FW-D-ME-204 sheet 6	0	2/2/2001	72-B Swipe Test Bagout Details	Design Manager
T-SL-FW-D-ME-204 sheet 7	0	2/2/2001	72-B Swipe Test Bagout Details	Design Manager
T-SL-FW-D-ME-204 sheet 8	0	2/2/2001	72-B Swipe Test Bagout Details	Design Manager
T-SL-FW-D-ME-205 sheet 1	1	6/15/2002	Dried Sludge Packaging Service Davit Assembly	Design Manager
T-SL-FW-D-ME-205 sheet 2	1	6/15/2002	Dried Sludge Packaging Service Portal Details	Design Manager
T-SL-FW-D-ME-205 sheet 3	1	6/15/2002	Dried Sludge Packaging Service Portal Details	Design Manager
T-SL-FW-D-ME-206 sheet 1	1	4/23/2002	DRIED SLUDGE PROCESSING SCREW CONVEYOR ASSEMBLY	Design Manager
T-SL-FW-D-ME-206 sheet 2	2	4/23/2002	DRIED SLUDGE PROCESSING SCREW HOUSING DETAIL	Design Manager
T-SL-FW-D-ME-206 sheet 3	1	11/17/2001	DRIED SLUDGE PROCESSING SCREW DETAIL	Design Manager
T-SL-FW-D-ME-206 sheet 4	2	8/4/2003	DRIED SLUDGE PROCESSING SCREW CONVEYOR DETAILS	Design Manager
T-SL-FW-D-ME-207 sheet 1	1	1/14/2002	72-B GRAPPLE MODIFICATIONS TO CRANE INTERFACE	Design Manager

Wednesday, September 20, 2006 11:52:57 AM

rptDocumentExcludesVendor



**Attachment C: Intellectual Property Documents Report**

Document #	Rev.	Rev. Date	Document Name	Doc. Owner
<b>Drawings</b>				
<b>SL</b>				
T-SL-FW-D-ME-207 sheet 2	0	1/11/2002	72-B CANISTER GRAPPLE ASSEMBLY SECTIONS	Design Manager
T-SL-FW-D-ME-207 sheet 3	1	7/2/2003	72-B CANISTER GRAPPLE DETAILS	Design Manager
T-SL-FW-D-ME-207 sheet 4	0	1/11/2002	72-B CANISTER GRAPPLE DETAILS	Design Manager
T-SL-FW-D-ME-207 sheet 5	0	1/11/2002	72-B CANISTER GRAPPLE DETAILS	Design Manager
T-SL-FW-D-ME-207 sheet 6	0	1/11/2002	72-B CANISTER GRAPPLE DETAILS	Design Manager
T-SL-FW-D-ME-207 sheet 7	0	1/11/2002	72-B CANISTER GRAPPLE DETAILS	Design Manager
T-SL-FW-D-ME-207 sheet 8	0	1/11/2002	72-B CANISTER GRAPPLE DETAILS	Design Manager
T-SL-FW-D-ME-208 sheet 1	0	1/11/2002	SWIPE TEST BAGOUT & MSM SLEEVE SHIELD BLOCK DETAILS	Design Manager
T-SL-FW-D-ME-209 sheet 1	1	5/16/2003	72-B CANISTER GRAPPLE TEST FIXTURE	Design Manager
T-SL-FW-D-ME-211 sheet 1	4	8/7/2003	SLUDGE DRYER PRODUCT SAMPLER GENERAL ARRANGEMENT	Design Manager
T-SL-FW-D-ME-212 sheet 1	2	8/4/2003	SLUDGE DRYER PRODUCT SAMPLER PENETRATION ASSEMBLY	Design Manager
T-SL-FW-D-ME-214 sheet 1	0	2/5/2003	DRIED SLUDGE PACKAGING STATION PLAN & ELEVATIONS	Design Manager
T-SL-FW-D-ME-215 sheet 1	0	3/14/2003	DRIED SLUDGE PACKAGING STATION PNEUMATIC TUBING ROUTING	Design Manager
T-SL-FW-D-ME-401 sheet 1	2	7/26/2001	Tank Drawing, Tank T-101A	Design Manager
T-SL-FW-D-ME-402 sheet 1	2	7/26/2001	Tank Drawing, Tank T-101B	Design Manager
T-SL-FW-D-ME-403 sheet 1	2	7/26/2001	Tank Drawing, Tank T-102A	Design Manager
T-SL-FW-D-ME-404 sheet 1	2	7/26/2001	Tank Drawing, Tank T-102B	Design Manager
T-SL-FW-D-ME-405 sheet 1	1	5/31/2001	Tank Drawing, Tank T-201	Design Manager
T-SL-FW-D-ME-500 sheet 1	2	4/12/2004	P-101 B/D Pump Skid Piping Details	Design Manager
T-SL-FW-D-ME-501 sheet 1	2	4/12/2004	P-102 B/D Pump Skid Piping Details	Design Manager
T-SL-FW-D-ME-502 sheet 1	2	4/12/2004	P-102 A/C Pump Skid Piping Details	Design Manager
T-SL-FW-D-ME-503 sheet 1	2	4/12/2004	P-101 A/C Pump Skid Piping Details	Design Manager
T-SL-FW-D-ME-504 sheet 1	1	11/21/2001	P-101 B/D Pump Skid Assembly Drawing	Design Manager
T-SL-FW-D-ME-505 sheet 1	2	4/1/2002	P-102 B/D Pump Skid Assembly Drawing	Design Manager
T-SL-FW-D-ME-506 sheet 1	2	4/1/2002	P-102 A/C Pump Skid Assembly Drawing	Design Manager
T-SL-FW-D-ME-507 sheet 1	1	11/21/2001	P-101 A/C Pump Skid Assembly Drawing	Design Manager
T-SL-FW-D-SS-201 sheet 1	2	11/6/2002	72-B CANISTER STAGING RACK	Design Manager

**Attachment C: Intellectual Property Documents Report**

Document #	Rev.	Rev. Date	Document Name	Doc. Owner
------------	------	-----------	---------------	------------

**Drawings****SN**

T-SN-FW-D-EE-500 sheet 1	1	6/14/2002	Pump Skid Power Distribution Pump Skid P-105 A/C	Design Manager
T-SN-FW-D-EE-500 sheet 2	2	9/26/2003	PUMP SKID POWER DISTRIBUTION PUMP SKID P-105A/C	Design Manager
T-SN-FW-D-EE-501 sheet 1	1	6/14/2002	Pump Skid Power Distribution Pump Skid P-105 B/D	Design Manager
T-SN-FW-D-EE-501 sheet 2	2	9/26/2003	Pump Skid Connection Diagram Pump Skid P-105 B/D	Design Manager
T-SN-FW-D-EE-503 sheet 1	1	6/14/2002	Pump Skid Power Distribution Pump Skid P-112 A/B	Design Manager
T-SN-FW-D-EE-503 sheet 2	2	9/26/2003	Pump Skid Connection Diagram Pump Skid P-112 A/B	Design Manager
T-SN-FW-D-EE-504 sheet 1	1	6/14/2002	Pump Skid Power Distribution Pump Skid P-113 A/B	Design Manager
T-SN-FW-D-EE-504 sheet 2	2	9/26/2003	Pump Skid Connection Diagram Pump Skid P-113 A/B	Design Manager
T-SN-FW-D-EE-510 sheet 1	0	10/25/2001	Pump Skid Power Distribution Pump Skid P-114 A/B	Design Manager
T-SN-FW-D-EE-510 sheet 2	0	10/25/2001	Pump Skid Connection Diagram Pump Skid P-114 A/B	Design Manager
T-SN-FW-D-IC-001 sheet 1	0	11/18/2002	SUPERNATE NITROGEN SYSTEM INSTRUMENT INSTALLATION DETAILS	Design Manager
T-SN-FW-D-IC-015 sheet 1	0	2/7/2003	REMOTE VIEWING SYSTEM EVAPORATOR VIEWING PORTS	Design Manager
T-SN-FW-D-IC-202 sheet 1	0	8/30/2002	SN EVAPORATOR FILTER F-202 PRESS. DIFF. INSTR. TUBING DETAILS	Design Manager
T-SN-FW-D-ME-080 sheet 1	3	7/2/2003	Supernate Transfer Piping Tie-IN Plan and Details	Design Manager
T-SN-FW-D-ME-100 sheet 1	4	6/13/2004	PROCESS PIPING ARRANGEMENT PLAN	Design Manager
T-SN-FW-D-ME-101 sheet 1	4	6/18/2004	PROCESS PIPING ARRANGEMENT SECTION	Design Manager
T-SN-FW-D-ME-102 sheet 1	3	12/19/2003	Process Piping Arrangement and Sections	Design Manager
T-SN-FW-D-ME-103 sheet 1	1	1/2/2002	Process Piping Arrangement and Sections	Design Manager
T-SN-FW-D-ME-104 sheet 1	3	12/19/2003	Process Piping Arrangement and Sections	Design Manager
T-SN-FW-D-ME-105 sheet 1	3	12/19/2003	Process Piping Arrangement and Sections	Design Manager
T-SN-FW-D-ME-106 sheet 1	1	1/2/2002	Process Piping Arrangement and Sections	Design Manager
T-SN-FW-D-ME-107 sheet 1	3	12/19/2003	Process Piping Arrangement and Sections	Design Manager
T-SN-FW-D-ME-108 sheet 1	3	12/19/2003	Process Piping Arrangement and Sections	Design Manager
T-SN-FW-D-ME-109 sheet 1	3	12/19/2003	Process Piping Arrangement and Sections	Design Manager

Wednesday, September 20, 2006 11:52:57 AM

rpiDocumentExcludesVendor





Attachment C: Intellectual Property Documents Report

Document # Rev. Rev. Date Document Name Doc Owner

Drawings

SN

Document #	Rev.	Rev. Date	Document Name	Doc Owner
T-SN-FW-D-ME-110 sheet 1	3	1/14/2003	Process Piping Arrangement and Sections	Design Manager
T-SN-FW-D-ME-111 sheet 1	3	7/12/2003	Process Piping Arrangement and Sections	Design Manager
T-SN-FW-D-ME-112 sheet 1	2	11/21/2002	Process Piping Arrangement and Sections	Design Manager
T-SN-FW-D-ME-113 sheet 1	3	8/14/2003	Process Piping Arrangement Plan	Design Manager
T-SN-FW-D-ME-201 sheet 1	4	6/1/2004	30 Ton, LLW CASK BOGIE ASSEMBLY	Design Manager
T-SN-FW-D-ME-201 sheet 2	3	6/1/2004	30 Ton, LLW Cask Bogie/Frame Weldment	Design Manager
T-SN-FW-D-ME-201 sheet 3	2	6/1/2004	30 Ton, LLW Cask Bogie/Axle Detail	Design Manager
T-SN-FW-D-ME-201 sheet 4	1	6/1/2004	30 Ton, LLW Cask Bogie/Wheel Detail	Design Manager
T-SN-FW-D-ME-201 sheet 5	3	6/1/2004	30 Ton, LLW Cask Bogie/Details	Design Manager
T-SN-FW-D-ME-201 sheet 6	2	6/1/2004	30 Ton, LLW Cask Bogie/Weigh Detail	Design Manager
T-SN-FW-D-ME-201 sheet 7	1	7/13/2004	30 Ton, LLW CASK BOGIE DETAIL	Design Manager
T-SN-FW-D-ME-202 sheet 1	2	2/25/2002	Supemate Dryer Liner Interface Assembly	Design Manager
T-SN-FW-D-ME-202 sheet 2	2	2/25/2002	Supemate Dryer Sleeve Retainer Detail	Design Manager
T-SN-FW-D-ME-202 sheet 3	2	2/25/2002	Supemate Dryer, Dryer Interface Detail	Design Manager
T-SN-FW-D-ME-203 sheet 1	2	3/24/2004	LLW Liner Lid Placement Assembly	Design Manager
T-SN-FW-D-ME-203 sheet 2	1	3/24/2004	LLW Liner Lid Retainer Weldment	Design Manager
T-SN-FW-D-ME-203 sheet 4	1	3/24/2004	LLW Liner Pressure Plate Detail	Design Manager
T-SN-FW-D-ME-203 sheet 5	1	3/24/2004	LLW Liner Support Weldment Detail	Design Manager
T-SN-FW-D-ME-204 sheet 1	0	11/30/2000	LLW Liner Lid Placement Assembly	Design Manager
T-SN-FW-D-ME-205 sheet 1	3	10/16/2003	LLW LINER INTERNAL SLEEVE RETAINER	Design Manager
T-SN-FW-D-ME-207 sheet 1	5	11/17/2003	DRIED SUPERNATE PACKAGING STATION PLAN AND ELEVATION	Design Manager
T-SN-FW-D-ME-208 sheet 1	3	11/21/2003	DRIED SUPERNATE PACKAGING RECEIVER TANKS AND PIPING	Design Manager
T-SN-FW-D-ME-208 sheet 2	1	11/21/2003	DRIED SUPERNATE PACKAGING RECEIVER TANKS AND PIPING	Design Manager
T-SN-FW-D-ME-209 sheet 1	0	5/15/2003	SUPERNATE DRYER BRIDGE BREAKER PNEUMATIC ROD ASSEMBLY	Design Manager
T-SN-FW-D-ME-209 sheet 2	0	5/15/2003	SUPERNATE DRYER BRIDGE BREAKER PNEUMATIC ROD DETAILS	Design Manager
T-SN-FW-D-ME-209 sheet 3	0	5/15/2003	SUPERNATE DRYER BRIDGE BREAKER PNEUMATIC ROD DETAILS	Design Manager
T-SN-FW-D-ME-212 sheet 1	2	7/12/2003	VOID - SUPERNATE DRYER PRODUCT SAMPER PENETRATION ASSEMBLY	Design Manager

**Attachment C: Intellectual Property Documents Report**

Document #	Rev.	Rev. Date	Document Name	Doc. Owner
<b>Drawings</b>				
<b>SN</b>				
T-SN-FW-D-ME-213 sheet 1	4	11/13/2004	SUPERNATE DRYER PRODUCT DISCHARGE INTERFACE ASSEMBLY	Design Manager
T-SN-FW-D-ME-213 sheet 2	2	11/17/2003	SUPERNATE DRYER PRODUCT DISCHARGE INTERFACE DETAILS	Design Manager
T-SN-FW-D-ME-213 sheet 3	3	11/17/2003	SUPERANTE DRYER PRODUCT DISCHARGE INTERFACE DETAILS	Design Manager
T-SN-FW-D-ME-213 sheet 4	0	11/17/2003	SUPERANTE DRYER PRODUCT DISCHARGE INTERFACE DETAILS	Design Manager
T-SN-FW-D-ME-214 sheet 1	3	8/3/2005	Metso Addition System Installation Details	Design Engineer
T-SN-FW-D-ME-215 sheet 1	1	8/22/2003	METSO LOADING BIN FABRICATION DETAILS	Design Manager
T-SN-FW-D-ME-221 sheet 1	1	7/23/2003	LOW LEVEL WASTE LINER CAPACITY INCREASE DETAILS	Design Manager
T-SN-FW-D-ME-222 sheet 1	8	4/7/2004	MK II LOW LEVEL WASTE LINER	Design Manager
T-SN-FW-D-ME-223 sheet 1	0	8/12/2003	MK I LOW LEVEL WASTE LINER CRADLE	Design Manager
T-SN-FW-D-ME-224 sheet 1	1	2/4/2004	DRIED SUPERNATE CASK SLEEVE	Design Manager
T-SN-FW-D-ME-231 sheet 1	0	2/19/2004	ROOM 135 - LLW LINER LID REMOVAL ARRANGEMENT	Design Manager
T-SN-FW-D-ME-401 sheet 1	2	7/26/2001	Tank Drawing, Tank T-103A	Design Manager
T-SN-FW-D-ME-402 sheet 1	2	7/26/2001	Tank Drawing, Tank T-103B	Design Manager
T-SN-FW-D-ME-403 sheet 1	3	8/2/2004	Tank Drawing, Tank T-109	Design Manager
T-SN-FW-D-ME-404 sheet 1	3	8/2/2004	Tank Drawing, Tank T-107	Design Manager
T-SN-FW-D-ME-406 sheet 1	0	11/30/2000	Tank Drawing, Tank T-203	Design Manager
T-SN-FW-D-ME-500 sheet 1	2	12/19/2003	P-105 A/C Pump Skid Piping Details	Design Manager
T-SN-FW-D-ME-501 sheet 1	2	12/19/2003	P-105 B/D Pump Skid Piping Details	Design Manager
T-SN-FW-D-ME-503 sheet 1	2	12/19/2003	P-112 A/C Pump Skid Piping Details	Design Manager
T-SN-FW-D-ME-504 sheet 1	2	12/19/2003	P-113 A/B Pump Skid Piping Details	Design Manager
T-SN-FW-D-ME-505 sheet 1	1	11/6/2001	P-105 A/C Pump Skid Assembly Drawing	Design Manager
T-SN-FW-D-ME-506 sheet 1	1	11/6/2001	P-105 B/D Pump Skid Assembly Drawing	Design Manager
T-SN-FW-D-ME-507 sheet 1	1	11/6/2001	P-112 A/B Pump Skid Assembly Drawing	Design Manager
T-SN-FW-D-ME-508 sheet 1	1	11/6/2001	P-113 A/B Pump Skid Assembly Drawing	Design Manager
T-SN-FW-D-ME-510 sheet 1	1	3/20/2002	P-114 A/B Pump Skid Piping Details	Design Manager
T-SN-FW-D-ME-511 sheet 1	0	11/30/2000	P-114 A/B Pump Skid Shield Panel Assembly	Design Manager
T-SN-FW-D-ME-512 sheet 1	0	11/30/2000	P-114 A/B Pump Skid Shield Panel Details	Design Manager



**Attachment C: Intellectual Property Documents Report**

Document #	Rev.	Rev. Date	Document Name	Doc. Owner
------------	------	-----------	---------------	------------

**Drawings**

**SN**

T-SN-FW-D-ME-513 sheet 1	0	11/30/2000	P-114 A/B Pump Skid Shield Details	Design Manager
T-SN-FW-D-ME-514 sheet 1	1	3/29/2002	P-114 A/B Pump Skid Frame Assembly	Design Manager
T-SN-FW-D-ME-515 sheet 1	2	4/4/2002	P-114 A/B Pump Skid Frame Details	Design Manager
T-SN-FW-D-SS-101 sheet 1	1	12/31/2003	LLW CASK ACCESS PLATFORM ASSEMBLY	Design Manager
T-SN-FW-D-SS-101 sheet 2	0	10/31/2003	LLW CASK ACCESS PLATFORM DETAILS	Design Manager
T-SN-FW-D-SS-101 sheet 3	1	12/24/2003	LLW CASK ACCESS PLATFORM DETAILS	Design Manager
T-SN-FW-D-SS-101 sheet 4	0	10/29/2003	LLW CASK ACCESS PLATFORM DETAILS	Design Manager

**UT**

T-UT-FW-D-ME-001 sheet 1	3	1/14/2003	BOILER PAD EQUIPMENT ARRANGEMENT	Design Manager
T-UT-FW-D-ME-002 sheet 1	1	11/22/2002	AIR COMPRESSOR PAD EQUIPMENT ARRANGEMENT	Design Manager
T-UT-FW-D-ME-100 sheet 1	3	1/8/2003	Piping Plan for Supemate Tank Vault and Pump Gallery	Design Manager
T-UT-FW-D-ME-101 sheet 1	3	1/22/2002	Utilities Piping Arrangement and Sections	Design Manager
T-UT-FW-D-ME-103 sheet 1	4	4/12/2004	Utilities Piping Arrangement and Sections	Design Manager
T-UT-FW-D-ME-104 sheet 1	3	4/12/2004	Utilities Piping Arrangement and Sections	Design Manager
T-UT-FW-D-ME-105 sheet 1	3	4/12/2004	UTILITIES PIPING ARRANGEMENT PLAN	Design Manager
T-UT-FW-D-ME-107 sheet 1	3	4/12/2004	Utilities Piping Arrangement Section	Design Manager
T-UT-FW-D-ME-108 sheet 1	5	9/18/2006	Utilities Piping Arrangement Plan	Design Manager
T-UT-FW-D-ME-109 sheet 1	6	5/7/2004	Utilities Piping Arrangement Plan	Design Manager
T-UT-FW-D-ME-110 sheet 1	4	4/12/2004	Utilities Piping Arrangement Section	Design Manager
T-UT-FW-D-ME-111 sheet 1	2	11/22/2002	Utilities Piping Arrangement Section	Design Manager
T-UT-FW-D-ME-112 sheet 1	1	12/17/2002	Utility Piping Arrangement Plan	Design Manager
T-UT-FW-D-ME-113 sheet 1	1	1/8/2003	Utility Piping Arrangement Plan	Design Manager
T-UT-FW-D-ME-114 sheet 1	2	11/22/2002	Utility Piping Arrangement Plan	Design Manager
T-UT-FW-D-ME-115 sheet 1	2	11/22/2002	Utilities Piping Arrangement Section	Design Manager
T-UT-FW-D-ME-116 sheet 1	2	11/22/2002	Utilities Piping Arrangement Section	Design Manager
T-UT-FW-D-ME-117 sheet 1	1	12/19/2002	Utilities Piping Arrangement Section	Design Manager
T-UT-FW-D-ME-118 sheet 1	1	1/8/2003	Process Piping Arrangement Section	Design Manager
T-UT-FW-D-ME-119 sheet 1	1	12/17/2002	Process Piping Arrangement Section	Design Manager

**Attachment C: Intellectual Property Documents Report**

Document #	Rev.	Rev. Date	Document Name	Doc. Owner
------------	------	-----------	---------------	------------

**Drawings****UT**

T-UT-FW-D-ME-120 sheet 1	1	1/8/2003	Process Piping Arrangement Section	Design Manager
T-UT-FW-D-ME-121 sheet 1	2	11/22/2002	Utility Piping Arrangement Plan	Design Manager
T-UT-FW-D-ME-122 sheet 1	1	12/9/2002	Utility Piping Arrangement Section	Design Manager
T-UT-FW-D-ME-123 sheet 1	2	11/22/2002	Utility Piping Arrangement Section	Design Manager
T-UT-FW-D-ME-124 sheet 1	2	6/14/2002	Piping Plan Water Tie-In	Design Manager
T-UT-FW-D-ME-125 sheet 1	3	11/22/2002	Utility Piping Plan Environmental Chiller	Design Manager
T-UT-FW-D-ME-126 sheet 1	3	11/22/2002	Utility Piping Plan Environmental Chiller	Design Manager
T-UT-FW-D-ME-127 sheet 1	2	11/22/2002	Utility Piping Section Environmental Chiller	Design Manager
T-UT-FW-D-ME-128 sheet 1	1	11/22/2002	Utilities Piping Arrangement Section	Design Manager
T-UT-FW-D-ME-129 sheet 1	1	11/22/2002	PIPING PLAN AND SECTION WATER SUPPLY	Design Manager
T-UT-FW-D-ME-130 sheet 1	1	11/22/2002	PIPING PLAN PROCESS WATER TO MRS	Design Manager
T-UT-FW-D-ME-131 sheet 1	1	11/22/2002	BACK FLOW PREVENTER LOCATION & PAD LAYOUT-PLAN VIEW	Design Manager
T-UT-FW-D-ME-132 sheet 1	1	11/22/2002	PIPING PLAN PROCESS BUILDING WATER TIE-INS	Design Manager
T-UT-FW-D-ME-136 sheet 1	3	10/6/2004	Utilities Piping Arrangement Part Plan	Design Manager
T-UT-FW-D-ME-137 sheet 1	3	8/24/2005	UTILITIES PIPING ARRANGEMENT PART PLAN	Design Manager
T-UT-FW-D-ME-138 sheet 1	2	4/12/2004	INSTRUMENT AIR PIPING THIRD FLOOR PART PLAN	Design Manager
T-UT-FW-D-ME-139 sheet 1	1	4/23/2004	UTILITIES PIPING ARRANGEMENT PART PLAN	Design Manager
T-UT-FW-D-ME-140 sheet 1	2	8/3/2005	Piping Details Part Plan & Elevations	Design Engineer
T-UT-FW-D-ME-141 sheet 1	1	11/22/2002	AIR COMPRESSOR PAD PIPING ARRANGEMENT PLAN	Design Manager
T-UT-FW-D-ME-142 sheet 1	1	11/22/2002	AIR COMPRESSOR PAD PIPING ARRANGEMENT PLAN	Design Manager
T-UT-FW-D-ME-144 sheet 1	3	4/16/2004	UTILITY PIPING ARRANGEMENT PLAN	Design Manager
T-UT-FW-D-ME-145 sheet 1	3	4/16/2004	UTILITY PIPING ARRANGEMENT PLAN	Design Manager
T-UT-FW-D-ME-146 sheet 1	0	2/5/2003	BACK-UP AIR COMPRESSOR PAD PIPING ARRANGEMENT PLAN	Design Manager
T-UT-FW-D-ME-147 sheet 1	0	2/5/2003	BACK-UP AIR COMPRESSOR PAD PIPING SECTION	Design Manager
T-UT-FW-D-ME-148 sheet 1	0	5/13/2003	UTILITY PIPING ARRANGEMENT PARTIAL PLANS AND SECTIONS	Design Manager

**Attachment C: Intellectual Property Documents Report**

Document #	Rev.	Rev. Date	Document Name	Doc. Owner
------------	------	-----------	---------------	------------

**Drawings****UT**

T-UT-FW-D-ME-149 sheet 1	1	9/18/2006	Utility Piping CHSA Plant Air- Sht 1	Design Manager
T-UT-FW-D-ME-149 sheet 2	0	9/18/2006	Utility Piping CHSA Plant Air - Sht 2	Design Manager
T-UT-FW-D-ME-150 sheet 1	0	1/12/2005	NITROGEN SWEEP/PAD LAYUP SYSTEM	Design Manager

**Isometrics****CD**

T-CD-FW-B-ME-001 sheet 1	3	9/2/2003	Isometric - Condensate System Line #CND-001	Design Manager
T-CD-FW-B-ME-002 sheet 1	2	4/25/2003	ISOMETRIC - CONDENSATE SYSTEM LINE # CND-002	Design Manager
T-CD-FW-B-ME-003 sheet 1	0	7/16/2002	Isometric - Condensate System Line # CND-003	Design Manager
T-CD-FW-B-ME-003 sheet 2	0	7/16/2002	Isometric - Condensate System Line #CND-003	Design Manager
T-CD-FW-B-ME-004 sheet 1	2	4/3/2003	ISOMETRIC - CONDENSATE SYSTEM LINE # CND-004	Design Manager
T-CD-FW-B-ME-005 sheet 1	2	8/8/2002	ISOMETRIC - CONDENSATE SYSTEM LINE # CND-005	Design Manager
T-CD-FW-B-ME-006 sheet 1	4	10/2/2003	ISOMETRIC - CONDENSATE SYSTEM LINE # CND-006	Design Manager
T-CD-FW-B-ME-006 sheet 2	5	4/28/2003	ISOMETRIC - CONDENSATE SYSTEM LINE # CND-006	Design Manager
T-CD-FW-B-ME-006 sheet 3	1	4/30/2002	ISOMETRIC - CONDENSATE SYSTEM LINE # CND-006	Design Manager
T-CD-FW-B-ME-006 sheet 4	1	7/15/2002	ISOMETRIC - CONDENSATE SYSTEM LINE # CND-006	Design Manager
T-CD-FW-B-ME-006 sheet 5	5	3/27/2003	ISOMETRIC - CONDENSATE SYSTEM LINE # CND-006	Design Manager
T-CD-FW-B-ME-006 sheet 6	2	4/30/2003	ISOMETRIC - CONDENSATE SYSTEM LINE # CND-006	Design Manager
T-CD-FW-B-ME-007 sheet 1	2	4/30/2003	ISOMETRIC - CONDENSATE SYSTEM LINE # CND-007	Design Manager
T-CD-FW-B-ME-008 sheet 1	0	7/16/2002	ISOMETRIC - CONDENSATE SYSTEM LINE # CND-008	Design Manager
T-CD-FW-B-ME-008 sheet 2	1	1/9/2003	ISOMETRIC - CONDENSATE SYSTEM LINE # CND-008	Design Manager
T-CD-FW-B-ME-010 sheet 1	4	2/11/2003	ISOMETRIC - CONDENSATE SYSTEM LINE # CND-010	Design Manager
T-CD-FW-B-ME-011 sheet 1	0	7/18/2002	ISOMETRIC - CONDENSATE SYSTEM LINE # CND-011	Design Manager

**Attachment C: Intellectual Property Documents Report**

Document #	Rev.	Rev. Date	Document Name	Doc. Owner
------------	------	-----------	---------------	------------

**Isometrics****CD**

T-CD-FW-B-ME-012 sheet 1	4	10/3/2002	ISOMETRIC - CONDENSATE SYSTEM LINE # CND-012	Design Manager
T-CD-FW-B-ME-012 sheet 2	2	7/18/2003	ISOMETRIC - CONDENSATE SYSTEM LINE # CND-012	Design Manager
T-CD-FW-B-ME-013 sheet 1	0	7/18/2002	ISOMETRIC - CONDENSATE SYSTEM LINE # CND-013	Design Manager
T-CD-FW-B-ME-014 sheet 1	1	12/18/2001	ISOMETRIC - CONDENSATE SYSTEM LINE # CND-014	Design Manager
T-CD-FW-B-ME-014 sheet 2	0	11/1/2001	ISOMETRIC - CONDENSATE SYSTEM LINE # CND-014	Design Manager
T-CD-FW-B-ME-014 sheet 3	0	11/1/2001	ISOMETRIC - CONDENSATE SYSTEM LINE # CND-014	Design Manager
T-CD-FW-B-ME-014 sheet 4	1	9/23/2002	ISOMETRIC - CONDENSATE SYSTEM LINE # CND-014	Design Manager
T-CD-FW-B-ME-014 sheet 5	5	5/7/2004	ISOMETRIC - CONDENSATE SYSTEM LINE # CND-014	Design Manager
T-CD-FW-B-ME-016 sheet 1	1	8/8/2002	ISOMETRIC - CONDENSATE SYSTEM LINE # CND-016	Design Manager
T-CD-FW-B-ME-017 sheet 1	2	8/8/2002	ISOMETRIC - CONDENSATE SYSTEM LINE # CND-017	Design Manager
T-CD-FW-B-ME-017 sheet 2	1	10/19/2002	ISOMETRIC - SUPERNATE SYSTEM LINE # SN-020	Design Manager
T-CD-FW-B-ME-018 sheet 1	4	1/14/2003	ISOMETRIC - CONDENSATE SYSTEM LINE # CND-018	Design Manager
T-CD-FW-B-ME-018 sheet 2	0	8/2/2002	ISOMETRIC - CONDENSATE SYSTEM LINE # CND-018	Design Manager
T-CD-FW-B-ME-018 sheet 3	1	1/3/2002	ISOMETRIC - CONDENSATE SYSTEM LINE # CND-018	Design Manager
T-CD-FW-B-ME-019 sheet 1	1	11/1/2002	ISOMETRIC - CONDENSATE SYSTEM LINE	Design Manager
T-CD-FW-B-ME-020 sheet 1	2	1/22/2003	ISOMETRIC - CONDENSATE SYSTEM LINE # CND-020	Design Manager
T-CD-FW-B-ME-020 sheet 2	3	4/14/2003	ISOMETRIC - CONDENSATE SYSTEM LINE # CND-020	Design Manager
T-CD-FW-B-ME-021 sheet 1	2	2/24/2003	ISOMETRIC - CONDENSATE SYSTEM LINE # CND-021	Design Manager
T-CD-FW-B-ME-022 sheet 1	2	4/30/2003	ISOMETRIC - CONDENSATE SYSTEM LINE # CND-022	Design Manager
T-CD-FW-B-ME-023 sheet 1	2	9/6/2002	ISOMETRIC - CONDENSATE SYSTEM LINE # CND-023	Design Manager
T-CD-FW-B-ME-024 sheet 1	0	8/26/2002	ISOMETRIC - CONDENSATE SYSTEM LINE # CND-024	Design Manager
T-CD-FW-B-ME-025 sheet 1	0	8/26/2002	ISOMETRIC - CONDENSATE SYSTEM LINE # CND-025	Design Manager

Wednesday, September 20, 2006 11:52:57 AM

rptDocumentExcludesVendor



*Attachment C: Intellectual Property Documents Report*

Document #	Rev.	Rev. Date	Document Name	Doc. Owner
------------	------	-----------	---------------	------------

**Isometrics**

**CD**

T-CD-FW-B-ME-026 sheet 1	1	9/6/2002	ISOMETRIC - CONDENSATE SYSTEM LINE # CND-026	Design Manager
T-CD-FW-B-ME-027 sheet 1	6	4/16/2004	ISOMETRIC - CONDENSATE SYSTEM LINE # CND-027	Design Manager
T-CD-FW-B-ME-027 sheet 2	0	4/16/2004	ISOMETRIC - CONDENSATE SYSTEM LINE # CND-027	Design Manager
T-CD-FW-B-ME-028 sheet 1	3	4/3/2004	ISOMETRIC - CONDENSATE SYSTEM LINE # CND-028	Design Manager
T-CD-FW-B-ME-029 sheet 1	2	11/1/2002	ISOMETRIC - CONDENSATE SYSTEM LINE # CND-029	Design Manager
T-CD-FW-B-ME-030 sheet 1	4	4/3/2004	ISOMETRIC - CONDENSATE SYSTEM LINE # CND-030	Design Manager
T-CD-FW-B-ME-031 sheet 1	1	2/24/2003	ISOMETRIC - CONDENSATE SYSTEM LINE # CND-031	Design Manager
T-CD-FW-B-ME-035 sheet 1	1	5/15/2003	ISOMETRIC - CONDENSATE SYSTEM LINE # CND-035	Design Manager
T-CD-FW-B-ME-035 sheet 2	1	5/15/2003	ISOMETRIC - CONDENSATE SYSTEM LINE # CND-035	Design Manager
T-CD-FW-B-ME-036 sheet 1	0	7/19/2003	ISOMETRIC - CONDENSATE SYSTEM LINE # CND - 036	Design Manager
T-CD-FW-B-ME-037 sheet 1	0	7/19/2003	ISOMETRIC - CONDENSATE SYSTEM LINE # CND - 037	Design Manager
T-CD-FW-B-ME-038 sheet 1	1	4/12/2004	ISOMETRIC - CONDENSATE SYSTEM LINE # CND-038	Design Manager
T-CD-FW-B-ME-039 sheet 1	1	11/21/2003	ISOMETRIC - CONDENSATE SYSTEM LINE # CND-039	Design Manager
T-CD-FW-B-ME-040 sheet 1	0	5/7/2004	ISOMETRIC - CONDENSATE SYSTEM LINE # CND-040	Design Manager
T-CD-FW-B-ME-041 sheet 1	0	5/7/2004	ISOMETRIC - CONDENSATE SYSTEM LINE # CND-041	Design Manager

**CR**

T-CR-FW-B-ME-008 sheet 1	1	3/3/2003	ISOMETRIC - CHILLED WATER SYSTEM LINE # CWR-008	Design Manager
T-CR-FW-B-ME-008 sheet 2	2	1/4/2002	ISOMETRIC - CHILLED WATER SYSTEM LINE # CWR-008	Design Manager
T-CR-FW-B-ME-009 sheet 1	1	8/28/2002	ISOMETRIC - CHILLED WATER SYSTEM LINE # CR-009	Design Manager
T-CR-FW-B-ME-009 sheet 2	3	7/1/2002	ISOMETRIC - CHILLED WATER SYSTEM LINE # CWR-009	Design Manager
T-CR-FW-B-ME-009 sheet 3	1	8/19/2002	ISOMETRIC - CHILLED WATER SYSTEM LINE # CWR-009	Design Manager
T-CR-FW-B-ME-009 sheet 4	3	10/2/2002	ISOMETRIC - CHILLED WATER SYSTEM LINE # CWR-009	Design Manager



*Attachment C: Intellectual Property Documents Report*

Document #	Rev.	Rev. Date	Document Name	Doc. Owner
<b>Isometrics</b>				
<b>CR</b>				
T-CR-FW-B-ME-010 sheet 1	2	2/12/2003	ISOMETRIC - CHILLED WATER SYSTEM LINE # CWR-010	Design Manager
T-CR-FW-B-ME-010 sheet 2	3	12/9/2002	ISOMETRIC - CHILLED WATER SYSTEM LINE # CWR-010	Design Manager
T-CR-FW-B-ME-010 sheet 3	3	9/18/2002	ISOMETRIC - CHILLED WATER SYSTEM LINE # CWR-010	Design Manager
T-CR-FW-B-ME-011 sheet 1	3	4/28/2003	Isometric - Chilled Water System Line #CWR-011	Design Manager
T-CR-FW-B-ME-012 sheet 1	2	10/30/2002	Isometric - Chilled Water System Line #CWR-012	Design Manager
T-CR-FW-B-ME-013 sheet 1	1	9/4/2002	ISOMETRIC - CHILLED WATER SYSTEM LINE # CWR-013	Design Manager
T-CR-FW-B-ME-020 sheet 1	2	11/14/2002	ISOMETRIC - CHILLED WATER SYSTEM LINE # CWR-020	Design Manager
T-CR-FW-B-ME-021 sheet 1	1	11/14/2002	ISOMETRIC - CHILLED WATER SYSTEM LINE # CWR-021	Design Manager
T-CR-FW-B-ME-022 sheet 1	2	11/12/2002	ISOMETRIC - CHILLED WATER SYSTEM LINE # CWR-022	Design Manager
T-CR-FW-B-ME-023 sheet 1	2	11/12/2002	ISOMETRIC - CHILLED WATER SYSTEM LINE # CWR-023	Design Manager
T-CR-FW-B-ME-023 sheet 2	2	11/12/2002	ISOMETRIC - CHILLED WATER SYSTEM LINE # CWR-023	Design Manager
T-CR-FW-B-ME-023 sheet 3	1	9/26/2002	ISOMETRIC - CHILLED WATER SYSTEM LINE # CWR-023	Design Manager
<b>CS</b>				
T-CS-FW-B-ME-001 sheet 1	1	9/5/2002	ISOMETRIC - CHILLED WATER SYSTEM LINE # CWS-001	Design Manager
T-CS-FW-B-ME-002 sheet 1	0	7/29/2002	ISOMETRIC - CHILLED WATER SYSTEM LINE # CWS-002	Design Manager
T-CS-FW-B-ME-003 sheet 1	1	10/30/2002	ISOMETRIC - CHILLED WATER SYSTEM LINE # CWS-003	Design Manager
T-CS-FW-B-ME-004 sheet 1	3	6/28/2002	ISOMETRIC - CHILLED WATER SYSTEM LINE # CWS-004	Design Manager
T-CS-FW-B-ME-004 sheet 2	1	8/20/2002	ISOMETRIC - CHILLED WATER SYSTEM LINE # CWS-004	Design Manager
T-CS-FW-B-ME-004 sheet 3	3	7/1/2002	ISOMETRIC - CHILLED WATER SYSTEM LINE # CWS-004	Design Manager
T-CS-FW-B-ME-004 sheet 4	1	8/28/2002	ISOMETRIC - CHILLED WATER SYSTEM LINE # CWS-004	Design Manager
T-CS-FW-B-ME-005 sheet 1	1	9/18/2002	ISOMETRIC - CHILLED WATER SYSTEM LINE # CWS-005	Design Manager
T-CS-FW-B-ME-005 sheet 2	0	6/29/2002	ISOMETRIC - CHILLED WATER SYSTEM LINE # CWS-005	Design Manager



**Attachment C: Intellectual Property Documents Report**

Document #	Rev.	Rev. Date	Document Name	Doc. Owner
<b>Isometrics</b>				
<b>CS</b>				
T-CS-FW-B-ME-005 sheet 3	2	2/12/2003	ISOMETRIC - CHILLED WATER SYSTEM LINE # CWS-005	Design Manager
T-CS-FW-B-ME-006 sheet 1	3	4/28/2003	ISOMETRIC - CHILLED WATER SYSTEM LINE # CWS-006	Design Manager
T-CS-FW-B-ME-007 sheet 1	2	3/3/2003	ISOMETRIC - CHILLED WATER SYSTEM LINE # CWS-007	Design Manager
T-CS-FW-B-ME-007 sheet 2	1	3/3/2003	ISOMETRIC - CHILLED WATER SYSTEM LINE # CWS-007	Design Manager
T-CS-FW-B-ME-014 sheet 1	5	5/28/2003	ISOMETRIC - CHILLED WATER SYSTEM LINE # CWS-014	Design Manager
T-CS-FW-B-ME-014 sheet 2	2	11/12/2002	ISOMETRIC - CHILLED WATER SYSTEM LINE # CWS-014	Design Manager
T-CS-FW-B-ME-015 sheet 1	2	11/12/2002	ISOMETRIC - CHILLED WATER SYSTEM LINE # CWS-015	Design Manager
T-CS-FW-B-ME-016 sheet 1	2	11/12/2002	ISOMETRIC - CHILLED WATER SYSTEM LINE # CWS-016	Design Manager
T-CS-FW-B-ME-017 sheet 1	3	11/14/2002	ISOMETRIC - CHILLED WATER SYSTEM LINE # CWS-017	Design Manager
T-CS-FW-B-ME-018 sheet 1	1	11/14/2002	ISOMETRIC - CHILLED WATER SYSTEM LINE # CWS-018	Design Manager
T-CS-FW-B-ME-019 sheet 1	1	11/14/2002	ISOMETRIC - CHILLED WATER SYSTEM LINE # CWS-019	Design Manager
<b>IA</b>				
T-IA-FW-B-ME-001 sheet 1	1	8/22/2002	ISOMETRIC - INSTRUMENT AIR LINE # IA-001	Design Manager
T-IA-FW-B-ME-001 sheet 2	3	2/26/2003	ISOMETRIC - INSTRUMENT AIR LINE # IA-001	Design Manager
T-IA-FW-B-ME-001 sheet 3	5	6/17/2003	ISOMETRIC - INSTRUMENT AIR LINE # IA-001	Design Manager
T-IA-FW-B-ME-001 sheet 4	0	5/2/2002	ISOMETRIC - INSTRUMENT AIR LINE # IA-001	Design Manager
T-IA-FW-B-ME-001 sheet 5	2	4/3/2003	ISOMETRIC - INSTRUMENT AIR LINE # IA-001	Design Manager
T-IA-FW-B-ME-002 sheet 1	2	1/21/2003	ISOMETRIC - INSTRUMENT AIR LINE # IA-002	Design Manager
T-IA-FW-B-ME-002 sheet 2	2	1/8/2002	ISOMETRIC - INSTRUMENT AIR LINE # IA-002	Design Manager
T-IA-FW-B-ME-002 sheet 3	0	9/26/2001	ISOMETRIC - INSTRUMENT AIR LINE # IA-002	Design Manager
T-IA-FW-B-ME-002 sheet 4	3	1/20/2003	ISOMETRIC - INSTRUMENT AIR LINE # IA-002	Design Manager
T-IA-FW-B-ME-002 sheet 5	4	7/21/2003	ISOMETRIC - INSTRUMENT AIR LINE # IA-002	Design Manager



*Attachment C: Intellectual Property Documents Report*

<i>Document #</i>	<i>Rev.</i>	<i>Rev. Date</i>	<i>Document Name</i>	<i>Doc. Owner</i>
<b>Isometrics</b>				
<b>IA</b>				
T-IA-FW-B-ME-002 sheet 6	3	2/4/2002	ISOMETRIC - INSTRUMENT AIR LINE # IA-002	Design Manager
T-IA-FW-B-ME-002 sheet 7	0	3/29/2002	ISOMETRIC - INSTRUMENT AIR LINE # IA-002	Design Manager
T-IA-FW-B-ME-003 sheet 1	0	9/26/2001	ISOMETRIC - INSTRUMENT AIR LINE # IA-003	Design Manager
T-IA-FW-B-ME-003 sheet 2	1	10/13/2002	ISOMETRIC - INSTRUMENT AIR LINE # IA-003	Design Manager
T-IA-FW-B-ME-004 sheet 1	2	10/15/2002	ISOMETRIC - INSTRUMENT AIR LINE # IA-004	Design Manager
T-IA-FW-B-ME-004 sheet 2	4	11/8/2002	ISOMETRIC - INSTRUMENT AIR LINE # IA-004	Design Manager
T-IA-FW-B-ME-005 sheet 1	0	10/5/2001	ISOMETRIC - INSTRUMENT AIR LINE # IA-005	Design Manager
T-IA-FW-B-ME-005 sheet 2	0	10/5/2001	ISOMETRIC - INSTRUMENT AIR LINE # IA-005	Design Manager
T-IA-FW-B-ME-005 sheet 3	0	10/5/2001	ISOMETRIC - INSTRUMENT AIR LINE # IA-005	Design Manager
T-IA-FW-B-ME-006 sheet 1	5	11/8/2002	ISOMETRIC - INSTRUMENT AIR LINE # IA-006	Design Manager
T-IA-FW-B-ME-006 sheet 2	0	8/29/2002	ISOMETRIC - INSTRUMENT AIR LINE # IA-006	Design Manager
T-IA-FW-B-ME-010 sheet 1	5	8/13/2003	ISOMETRIC - INSTRUMENT AIR LINE # IA-010	Design Manager
T-IA-FW-B-ME-011 sheet 1	0	11/1/2001	ISOMETRIC - INSTRUMENT AIR LINE # IA-011	Design Manager
T-IA-FW-B-ME-011 sheet 2	2	12/3/2002	ISOMETRIC - INSTRUMENT AIR LINE # IA-011	Design Manager
T-IA-FW-B-ME-012 sheet 1	7	9/9/2003	ISOMETRIC - INSTRUMENT AIR LINE # IA-012	Design Manager
T-IA-FW-B-ME-013 sheet 1	1	12/17/2002	ISOMETRIC - INSTRUMENT AIR LINE # IA-013	Design Manager
T-IA-FW-B-ME-014 sheet 1	0	7/22/2002	ISOMETRIC - INSTRUMENT AIR LINE # IA-014	Design Manager
T-IA-FW-B-ME-015 sheet 1	1	10/3/2002	ISOMETRIC - INSTRUMENT AIR LINE # IA-015	Design Manager
T-IA-FW-B-ME-016 sheet 1	2	8/29/2003	ISOMETRIC - INSTRUMENT AIR LINE # IA-016	Design Manager
T-IA-FW-B-ME-017 sheet 1	0	6/17/2003	ISOMETRIC - INSTRUMENT AIR LINE # IA-017	Design Manager
T-IA-FW-B-ME-018 sheet 1	0	6/17/2003	ISOMETRIC - INSTRUMENT AIR LINE # IA-018	Design Manager

**Attachment C: Intellectual Property Documents Report**

Document #	Rev.	Rev. Date	Document Name	Doc. Owner
<b>Isometrics</b>				
<b>IA</b>				
T-IA-FW-B-ME-019 sheet 1	0	7/22/2003	ISOMETRIC - INSTRUMENT AIR SYSTEM LINE # IA-019	Design Manager
T-IA-FW-B-ME-020 sheet 1	1	10/2/2003	ISOMETRIC - INSTRUMENT AIR SYSTEM LINE # IA-020	Design Manager
T-IA-FW-B-ME-021	1	9/18/2006	Instrument Air Line # IA-021	Design Manager
<b>PA</b>				
T-PA-FW-B-ME-001 sheet 1	1	10/29/2002	ISOMETRIC - PLANT AIR SYSTEM LINE # PA-001	Design Manager
T-PA-FW-B-ME-001 sheet 2	1	5/17/2002	ISOMETRIC - PLANT AIR SYSTEM LINE # PA-001	Design Manager
T-PA-FW-B-ME-001 sheet 3	2	9/2/2003	ISOMETRIC - PLANT AIR SYSTEM LINE # PA-001	Design Manager
T-PA-FW-B-ME-001 sheet 4	2	4/3/2003	ISOMETRIC - PLANT AIR SYSTEM LINE # PA-001	Design Manager
T-PA-FW-B-ME-001 sheet 5	3	9/2/2003	ISOMETRIC - PLANT AIR SYSTEM LINE # PA-001	Design Manager
T-PA-FW-B-ME-003 sheet 1	1	11/12/2001	ISOMETRIC - PLANT AIR SYSTEM LINE # PA-003	Design Manager
T-PA-FW-B-ME-003 sheet 2	3	7/30/2004	ISOMETRIC - PLANT AIR SYSTEM LINE # PA-003	Design Manager
T-PA-FW-B-ME-003 sheet 3	1	11/12/2001	ISOMETRIC - PLANT AIR SYSTEM LINE # PA-003	Design Manager
T-PA-FW-B-ME-003 sheet 4	2	4/15/2002	ISOMETRIC - SUPERNATE SYSTEM # PA-003	Design Manager
T-PA-FW-B-ME-004 sheet 1	1	7/22/2002	ISOMETRIC - PLANT AIR SYSTEM LINE # PA-004	Design Manager
T-PA-FW-B-ME-004 sheet 2	0	11/1/2001	ISOMETRIC - PLANT AIR SYSTEM LINE # PA-004	Design Manager
T-PA-FW-B-ME-005 sheet 1	0	11/1/2001	ISOMETRIC - PLANT AIR SYSTEM LINE # PA-005	Design Manager
T-PA-FW-B-ME-006 sheet 1	0	11/1/2001	ISOMETRIC - PLANT AIR SYSTEM LINE # PA-006	Design Manager
T-PA-FW-B-ME-006 sheet 2	0	11/1/2001	ISOMETRIC - PLANT AIR SYSTEM LINE # PA-006	Design Manager
T-PA-FW-B-ME-007 sheet 1	0	11/1/2001	ISOMETRIC - PLANT AIR SYSTEM LINE # PA-007	Design Manager
T-PA-FW-B-ME-007 sheet 2	1	4/15/2002	ISOMETRIC - PLANT AIR SYSTEM LINE # PA-007	Design Manager
T-PA-FW-B-ME-008 sheet 1	0	11/1/2001	ISOMETRIC - PLANT AIR SYSTEM LINE # PA-008	Design Manager
T-PA-FW-B-ME-008 sheet 2	0	11/1/2001	ISOMETRIC - PLANT AIR SYSTEM LINE # PA-008	Design Manager



**Attachment C: Intellectual Property Documents Report**

Document #	Rev.	Rev. Date	Document Name	Doc. Owner
<b>Isometrics</b>				
<b>PA</b>				
T-PA-FW-B-ME-009 sheet 1	0	11/1/2001	ISOMETRIC - PLANT AIR SYSTEM LINE # PA-009	Design Manager
T-PA-FW-B-ME-009 sheet 2	1	4/15/2002	ISOMETRIC - PLANT AIR SYSTEM LINE # PA-009	Design Manager
T-PA-FW-B-ME-010 sheet 1	0	11/1/2001	ISOMETRIC - PLANT AIR SYSTEM LINE # PA-010	Design Manager
T-PA-FW-B-ME-010 sheet 2	0	11/1/2001	ISOMETRIC - PLANT AIR SYSTEM LINE # PA-010	Design Manager
T-PA-FW-B-ME-011 sheet 1	0	11/1/2001	ISOMETRIC - PLANT AIR SYSTEM LINE # PA-011	Design Manager
T-PA-FW-B-ME-011 sheet 2	1	4/15/2002	ISOMETRIC - PLANT AIR SYSTEM LINE # PA-011	Design Manager
T-PA-FW-B-ME-012 sheet 1	0	11/1/2001	ISOMETRIC - PLANT AIR SYSTEM LINE # PA-012	Design Manager
T-PA-FW-B-ME-012 sheet 2	0	11/1/2001	ISOMETRIC - PLANT AIR SYSTEM LINE # PA-012	Design Manager
T-PA-FW-B-ME-013 sheet 1	4	7/24/2005	ISOMETRIC - PLANT AIR SYSTEM LINE # PA-013	Design Manager
T-PA-FW-B-ME-013 sheet 2	2	9/19/2005	ISOMETRIC - PLANT AIR SYSTEM LINE # PA-013	Design Manager
T-PA-FW-B-ME-014 sheet 1	1	8/14/2002	ISOMETRIC - PLANT AIR SYSTEM LINE # PA-014	Design Manager
T-PA-FW-B-ME-015 sheet 1	1	5/14/2003	ISOMETRIC - PLANT AIR SYSTEM LINE # PA-015	Design Manager
T-PA-FW-B-ME-016 sheet 1	0	3/1/2002	ISOMETRIC - PLANT AIR SYSTEM LINE # PA-016	Design Manager
T-PA-FW-B-ME-016 sheet 2	1	9/2/2003	ISOMETRIC - PLANT AIR SYSTEM LINE # PA-016	Design Manager
T-PA-FW-B-ME-017 sheet 1	1	9/2/2003	ISOMETRIC - PLANT AIR SYSTEM LINE # PA-017	Design Manager
T-PA-FW-B-ME-017 sheet 2	1	9/2/2003	ISOMETRIC - PLANT AIR SYSTEM LINE # PA-017	Design Manager
T-PA-FW-B-ME-018 sheet 1	1	9/2/2003	ISOMETRIC - PLANT AIR SYSTEM LINE # PA-018	Design Manager
T-PA-FW-B-ME-018 sheet 2	1	9/2/2003	ISOMETRIC - PLANT AIR SYSTEM LINE # PA-018	Design Manager
T-PA-FW-B-ME-019 sheet 1	2	9/2/2003	ISOMETRIC - PLANT AIR SYSTEM LINE # PA-019	Design Manager
T-PA-FW-B-ME-019 sheet 2	3	9/2/2003	ISOMETRIC - PLANT AIR SYSTEM LINE # PA-019	Design Manager
T-PA-FW-B-ME-020 sheet 1	1	9/2/2003	ISOMETRIC - PLANT AIR SYSTEM LINE # PA-020	Design Manager



*Attachment C: Intellectual Property Documents Report*

Document #	Rev.	Rev. Date	Document Name	Doc. Owner
------------	------	-----------	---------------	------------

**Isometrics**

**PA**

T-PA-FW-B-ME-020 sheet 2	1	8/13/2003	ISOMETRIC - PLANT AIR SYSTEM LINE # PA-020	Design Manager
T-PA-FW-B-ME-021 sheet 1	2	9/2/2003	ISOMETRIC - PLANT AIR SYSTEM LINE # PA-021	Design Manager
T-PA-FW-B-ME-021 sheet 2	2	9/2/2003	ISOMETRIC - PLANT AIR SYSTEM LINE # PA-021	Design Manager
T-PA-FW-B-ME-022 sheet 1	4	9/2/2003	ISOMETRIC - PLANT AIR SYSTEM LINE # PA-022	Design Manager
T-PA-FW-B-ME-022 sheet 2	1	4/11/2003	ISOMETRIC - PLANT AIR SYSTEM LINE # PA-022	Design Manager
T-PA-FW-B-ME-024 sheet 1	0	7/22/2002	ISOMETRIC - PLANT AIR SYSTEM LINE # PA-024	Design Manager
T-PA-FW-B-ME-025 sheet 1	2	10/15/2002	ISOMETRIC - PLANT AIR SYSTEM LINE # PA-025	Design Manager
T-PA-FW-B-ME-025 sheet 2	0	7/18/2002	ISOMETRIC - PLANT AIR SYSTEM LINE # PA-025	Design Manager
T-PA-FW-B-ME-026 sheet 1	1	7/8/2003	ISOMETRIC - PLANT AIR SYSTEM LINE # PA-026	Design Manager
T-PA-FW-B-ME-034 sheet 1	0	3/28/2003	ISOMETRIC - PLANT AIR SYSTEM LINE # PA-034	Design Manager
T-PA-FW-B-ME-034 sheet 2	1	7/9/2003	ISOMETRIC - PLANT AIR SYSTEM LINE # PA-034	Design Manager

**RT**

T-RT-FW-B-ME-014 sheet 1	1	11/1/2002	ISOMETRIC - CHEMICAL SYSTEM LINE # RGT-014	Design Manager
T-RT-FW-B-ME-021 sheet 1	3	8/3/2005	Isometric - Chemical System Line #RGT-021	Design Manager

**SL**

T-SL-FW-B-ME-001 sheet 1	3	7/8/2003	ISOMETRIC - SLUDGE SYSTEM LINE # SL-001	Design Manager
T-SL-FW-B-ME-001 sheet 2	1	1/8/2002	ISOMETRIC - SLUDGE SYSTEM LINE # SL-001	Design Manager
T-SL-FW-B-ME-001 sheet 3	1	11/12/2002	ISOMETRIC - SLUDGE SYSTEM LINE # SL-001	Design Manager
T-SL-FW-B-ME-001 sheet 4	0	12/13/2001	ISOMETRIC - SLUDGE SYSTEM LINE # SL-001	Design Manager
T-SL-FW-B-ME-002 sheet 1	0	12/13/2001	ISOMETRIC - SLUDGE SYSTEM LINE # SL-002	Design Manager
T-SL-FW-B-ME-003 sheet 1	4	4/30/2003	ISOMETRIC - SLUDGE SYSTEM LINE # SL-003	Design Manager
T-SL-FW-B-ME-004 sheet 1	2	1/9/2003	ISOMETRIC - SLUDGE SYSTEM LINE # SL-004	Design Manager

**Attachment C: Intellectual Property Documents Report**

Document #	Rev.	Rev. Date	Document Name	Doc. Owner
<b>Isometrics</b>				
<b>SL</b>				
T-SL-FW-B-ME-004 sheet 2	1	5/2/2003	ISOMETRIC - SLUDGE SYSTEM LINE # SL-004	Design Manager
T-SL-FW-B-ME-004 sheet 3	0	5/22/2002	ISOMETRIC - SLUDGE SYSTEM LINE # SL-004	Design Manager
T-SL-FW-B-ME-005 sheet 1	2	2/26/2003	ISOMETRIC - SLUDGE SYSTEM LINE # SL-005	Design Manager
T-SL-FW-B-ME-006 sheet 1	1	3/31/2003	ISOMETRIC - SLUDGE SYSTEM LINE # SL-006	Design Manager
T-SL-FW-B-ME-007 sheet 1	5	4/30/2003	ISOMETRIC - SLUDGE SYSTEM LINE # SL-007	Design Manager
T-SL-FW-B-ME-008 sheet 1	1	11/15/2002	ISOMETRIC - SLUDGE SYSTEM LINE # SL-008-2	Design Manager
T-SL-FW-B-ME-008 sheet 2	0	8/26/2002	ISOMETRIC - SLUDGE SYSTEM LINE # SL-008-2"	Design Manager
T-SL-FW-B-ME-009 sheet 1	0	12/18/2001	ISOMETRIC - SLUDGE SYSTEM LINE # SL-009	Design Manager
T-SL-FW-B-ME-009 sheet 2	3	1/21/2003	ISOMETRIC - SLUDGE SYSTEM LINE # SL-009	Design Manager
T-SL-FW-B-ME-010 sheet 1	6	6/5/2003	ISOMETRIC - SLUDGE SYSTEM LINE # SL-010	Design Manager
T-SL-FW-B-ME-011 sheet 1	3	4/30/2003	ISOMETRIC - SLUDGE SYSTEM LINE # SL-011	Design Manager
T-SL-FW-B-ME-011 sheet 2	0	5/22/2002	ISOMETRIC - SLUDGE SYSTEM LINE # SL-011	Design Manager
T-SL-FW-B-ME-012 sheet 1	3	1/13/2003	ISOMETRIC - SLUDGE SYSTEM LINE # SL-012	Design Manager
T-SL-FW-B-ME-013 sheet 1	0	5/22/2002	ISOMETRIC - SLUDGE SYSTEM LINE # SL-013	Design Manager
T-SL-FW-B-ME-014 sheet 1	5	4/30/2003	ISOMETRIC - SLUDGE SYSTEM LINE # SL-014	Design Manager
T-SL-FW-B-ME-015 sheet 1	3	6/17/2003	ISOMETRIC - SLUDGE SYSTEM LINE # SL-015	Design Manager
T-SL-FW-B-ME-016 sheet 1	3	8/27/2003	ISOMETRIC - SLUDGE SYSTEM LINE # SL-016	Design Manager
T-SL-FW-B-ME-016 sheet 2	2	12/5/2002	ISOMETRIC - SLUDGE SYSTEM LINE # SL-016	Design Manager
T-SL-FW-B-ME-017 sheet 1	2	11/4/2003	ISOMETRIC - SLUDGE SYSTEM LINE # SL-017	Design Manager
T-SL-FW-B-ME-018 sheet 1	1	7/2/2003	ISOMETRIC - SLUDGE SYSTEM LINE # SL-018	Design Manager
T-SL-FW-B-ME-019 sheet 1	2	4/30/2003	ISOMETRIC - SLUDGE SYSTEM LINE # SL-019	Design Manager



**Attachment C: Intellectual Property Documents Report**

Document #	Rev.	Rev. Date	Document Name	Doc. Owner
<b>Isometrics</b>				
<b>SL</b>				
T-SL-FW-B-ME-020 sheet 1	1	5/2/2003	ISOMETRIC - SLUDGE SYSTEM LINE # SL-020	Design Manager
T-SL-FW-B-ME-021 sheet 1	0	8/27/2002	ISOMETRIC - SLUDGE SYSTEM LINE # SL-021	Design Manager
T-SL-FW-B-ME-023 sheet 1	1	9/5/2002	ISOMETRIC - SLUDGE SYSTEM LINE # SL-023	Design Manager
T-SL-FW-B-ME-024 sheet 1	1	3/3/2003	ISOMETRIC - SLUDGE SYSTEM LINE # SL-024	Design Manager
T-SL-FW-B-ME-024 sheet 2	0	8/13/2002	ISOMETRIC - SLUDGE SYSTEM LINE # SL-024	Design Manager
T-SL-FW-B-ME-025 sheet 1	2	4/28/2003	ISOMETRIC - SLUDGE SYSTEM LINE # SL-025	Design Manager
T-SL-FW-B-ME-027 sheet 1	5	5/29/2003	ISOMETRIC - SLUDGE SYSTEM LINE # SL-027	Design Manager
T-SL-FW-B-ME-027 sheet 2	1	3/3/2003	ISOMETRIC - SLUDGE SYSTEM LINE # SL-027	Design Manager
T-SL-FW-B-ME-028 sheet 1	4	4/1/2003	ISOMETRIC - SLUDGE SYSTEM LINE # SL-028	Design Manager
T-SL-FW-B-ME-028 sheet 2	3	5/14/2003	ISOMETRIC - SLUDGE SYSTEM LINE # SL-028	Design Manager
T-SL-FW-B-ME-029 sheet 1	1	12/20/2002	ISOMETRIC - SLUDGE SYSTEM LINE # SL-029	Design Manager
T-SL-FW-B-ME-030 sheet 1	2	3/31/2003	ISOMETRIC - SLUDGE SYSTEM LINE # SL-030	Design Manager
T-SL-FW-B-ME-031 sheet 1	0	2/2/2004	ISOMETRIC - SLUDGE SYSTEM LINE # SL-031	Design Manager
T-SL-FW-B-ME-032 sheet 1	1	8/28/2003	ISOMETRIC - SLUDGE SYSTEM LINE # SL-032	Design Manager
T-SL-FW-B-ME-032 sheet 2	1	7/18/2003	ISOMETRIC - SLUDGE SYSTEM LINE # SL-032	Design Manager
<b>SM</b>				
T-SM-FW-B-ME-001 sheet 1	7	8/7/2003	ISOMETRIC - STEAM SYSTEM LINE # STM-001	Design Manager
T-SM-FW-B-ME-001 sheet 2	2	10/3/2002	ISOMETRIC - STEAM SYSTEM LINE # STM-001	Design Manager
T-SM-FW-B-ME-001 sheet 3	1	7/18/2002	ISOMETRIC - STEAM SYSTEM LINE # STM-001	Design Manager
T-SM-FW-B-ME-001 sheet 4	0	7/10/2002	ISOMETRIC - STEAM SYSTEM LINE # STM-001	Design Manager
T-SM-FW-B-ME-002 sheet 1	2	4/12/2004	ISOMETRIC - STEAM SYSTEM LINE # STM-002	Design Manager
T-SM-FW-B-ME-002 sheet 2	3	6/26/2003	ISOMETRIC - STEAM SYSTEM LINE # STM-002	Design Manager



*Attachment C: Intellectual Property Documents Report*

Document #	Rev.	Rev. Date	Document Name	Doc. Owner
<b>Isometrics</b>				
<b>SM</b>				
T-SM-FW-B-ME-002 sheet 3	3	4/25/2003	ISOMETRIC - STEAM SYSTEM LINE # STM-002	Design Manager
T-SM-FW-B-ME-002 sheet 4	4	11/4/2003	ISOMETRIC - STEAM SYSTEM LINE # STM-002	Design Manager
T-SM-FW-B-ME-002 sheet 5	4	9/2/2003	ISOMETRIC - STEAM SYSTEM LINE # STM-002	Design Manager
T-SM-FW-B-ME-003 sheet 1	2	9/2/2003	ISOMETRIC - STEAM SYSTEM LINE # STM-003	Design Manager
T-SM-FW-B-ME-003 sheet 2	2	9/2/2003	ISOMETRIC - STEAM SYSTEM LINE # STM-003	Design Manager
T-SM-FW-B-ME-004 sheet 1	1	9/2/2003	ISOMETRIC - STEAM SYSTEM LINE # STM-004	Design Manager
T-SM-FW-B-ME-005 sheet 1	3	9/2/2003	ISOMETRIC - STEAM SYSTEM LINE # STM-005	Design Manager
T-SM-FW-B-ME-006 sheet 1	3	9/4/2003	ISOMETRIC - STEAM SYSTEM LINE # STM-006	Design Manager
T-SM-FW-B-ME-006 sheet 2	2	9/2/2003	ISOMETRIC - STEAM SYSTEM LINE # STM-003	Design Manager
T-SM-FW-B-ME-007 sheet 1	3	9/2/2003	ISOMETRIC - STEAM SYSTEM LINE # STM-007	Design Manager
T-SM-FW-B-ME-008 sheet 1	4	9/2/2003	ISOMETRIC - STEAM SYSTEM LINE # STM-008	Design Manager
T-SM-FW-B-ME-009 sheet 1	1	9/2/2003	ISOMETRIC - STEAM SYSTEM LINE # STM-009	Design Manager
T-SM-FW-B-ME-010 sheet 1	1	9/2/2003	ISOMETRIC - STEAM SYSTEM LINE # STM-010	Design Manager
T-SM-FW-B-ME-011 sheet 1	1	9/2/2003	ISOMETRIC - STEAM SYSTEM LINE # STM-011	Design Manager
T-SM-FW-B-ME-012 sheet 1	2	9/2/2003	ISOMETRIC - STEAM SYSTEM LINE # STM-012	Design Manager
T-SM-FW-B-ME-013 sheet 1	0	10/5/2001	ISOMETRIC - PLANT AIR SYSTEM LINE # SM-013	Design Manager
T-SM-FW-B-ME-013 sheet 2	3	5/14/2003	ISOMETRIC - STEAM SYSTEM LINE # STM-013	Design Manager
T-SM-FW-B-ME-013 sheet 3	4	11/20/2003	ISOMETRIC - STEAM SYSTEM LINE # STM-013	Design Manager
T-SM-FW-B-ME-013 sheet 4	0	7/9/2002	ISOMETRIC - STEAM SYSTEM LINE # STM-013	Design Manager
T-SM-FW-B-ME-014 sheet 1	4	9/2/2003	ISOMETRIC - STEAM SYSTEM LINE # STM-014	Design Manager
T-SM-FW-B-ME-015 sheet 1	3	12/26/2002	ISOMETRIC - STEAM SYSTEM LINE # STM-015	Design Manager





**Attachment C: Intellectual Property Documents Report**

Document #	Rev.	Rev. Date	Document Name	Doc. Owner
<b>Isometrics</b>				
<b>SM</b>				
T-SM-FW-B-ME-015 sheet 2	2	4/3/2003	ISOMETRIC - STEAM SYSTEM LINE # STM-015	Design Manager
T-SM-FW-B-ME-015 sheet 3	0	11/1/2001	ISOMETRIC - STEAM SYSTEM LINE # STM-015	Design Manager
T-SM-FW-B-ME-016 sheet 1	0	11/1/2001	ISOMETRIC - STEAM SYSTEM LINE # STM-016	Design Manager
T-SM-FW-B-ME-017 sheet 1	0	11/1/2001	ISOMETRIC - STEAM SYSTEM LINE # STM-017	Design Manager
T-SM-FW-B-ME-018 sheet 1	2	7/30/2004	ISOMETRIC - STEAM SYSTEM LINE # STM-018	Design Manager
T-SM-FW-B-ME-018 sheet 2	0	11/1/2001	ISOMETRIC - STEAM SYSTEM LINE # STM-018	Design Manager
T-SM-FW-B-ME-019 sheet 1	0	11/1/2001	ISOMETRIC - STEAM SYSTEM LINE # STM-019	Design Manager
T-SM-FW-B-ME-020 sheet 1	0	11/1/2001	ISOMETRIC - STEAM SYSTEM LINE # STM-020	Design Manager
T-SM-FW-B-ME-021 sheet 1	0	11/1/2001	ISOMETRIC - STEAM SYSTEM LINE # STM-021	Design Manager
T-SM-FW-B-ME-022 sheet 1	0	11/1/2001	ISOMETRIC - STEAM SYSTEM LINE # STM-022	Design Manager
T-SM-FW-B-ME-023 sheet 1	0	11/1/2001	ISOMETRIC - STEAM SYSTEM LINE # STM-023	Design Manager
T-SM-FW-B-ME-024 sheet 1	0	11/1/2001	ISOMETRIC - STEAM SYSTEM LINE # STM-024	Design Manager
T-SM-FW-B-ME-025 sheet 1	0	11/1/2001	ISOMETRIC - STEAM SYSTEM LINE # STM-025	Design Manager
T-SM-FW-B-ME-026 sheet 1	0	11/1/2001	ISOMETRIC - STEAM SYSTEM LINE # STM-026	Design Manager
T-SM-FW-B-ME-027 sheet 1	3	9/2/2003	ISOMETRIC - STEAM SYSTEM LINE # STM-027	Design Manager
T-SM-FW-B-ME-028 sheet 1	2	9/2/2003	ISOMETRIC - STEAM SYSTEM LINE # STM-028	Design Manager
T-SM-FW-B-ME-029 sheet 1	3	9/2/2003	Isometric - Steam System Line #STM-029	Design Manager
T-SM-FW-B-ME-032 sheet 1	1	10/2/2002	ISOMETRIC - STEAM SYSTEM LINE # SM-032	Design Manager
T-SM-FW-B-ME-033 sheet 1	0	8/21/2002	ISOMETRIC - STEAM SYSTEM LINE # SM-033	Design Manager
T-SM-FW-B-ME-034 sheet 1	4	4/4/2004	ISOMETRIC - STEAM SYSTEM LINE # STM-034	Design Manager
T-SM-FW-B-ME-035 sheet 1	4	4/4/2004	ISOMETRIC - STEAM SYSTEM LINE # STM-035	Design Manager
T-SM-FW-B-ME-036 sheet 1	1	5/29/2003	ISOMETRIC - STEAM SYSTEM LINE # STM - 036	Design Manager

**Attachment C: Intellectual Property Documents Report**

Document #	Rev.	Rev. Date	Document Name	Doc. Owner
<b>Isometrics</b>				
<b>SM</b>				
T-SM-FW-B-ME-037 sheet 1	0	5/13/2003	ISOMETRIC - STEAM SYSTEM LINE # STM - 037	Design Manager
T-SM-FW-B-ME-038 sheet 1	0	5/13/2003	ISOMETRIC - STEAM SYSTEM LINE # STM - 038	Design Manager
T-SM-FW-B-ME-039 sheet 1	0	5/13/2003	ISOMETRIC - STEAM SYSTEM LINE # STM - 039	Design Manager
T-SM-FW-B-ME-040 sheet 1	0	11/4/2003	ISOMETRIC - STEAM SYSTEM LINE # SM - 040	Design Manager
T-SM-FW-B-ME-041 sheet 1	1	7/11/2003	ISOMETRIC - STEAM SYSTEM LINE # - SM-041	Design Manager
T-SM-FW-B-ME-042 sheet 1	1	10/2/2003	ISOMETRIC - STEAM SYSTEM LINE # SM-042	Design Manager
T-SM-FW-B-ME-042 sheet 2	0	8/8/2003	ISOMETRIC - STEAM SYSTEM LINE # SM-042	Design Manager
T-SM-FW-B-ME-042 sheet 3	2	9/23/2003	ISOMETRIC - STEAM SYSTEM LINE # SM-042	Design Manager
T-SM-FW-B-ME-043 sheet 1	1	4/12/2004	ISOMETRIC - STEAM SYSTEM LINE # STM-043	Design Manager
T-SM-FW-B-ME-044 sheet 1	0	11/20/2003	ISOMETRIC - STEAM SYSTEM LINE # STM-044	Design Manager
<b>SN</b>				
T-SN-FW-B-ME-001 sheet 1	5	7/2/2003	ISOMETRIC - SUPERNATE SYSTEM LINE # SN-001	Design Manager
T-SN-FW-B-ME-003 sheet 1	2	4/24/2003	ISOMETRIC - SUPERNATE SYSTEM LINE # SN-003	Design Manager
T-SN-FW-B-ME-004 sheet 1	5	8/8/2003	ISOMETRIC - SUPERNATE SYSTEM LINE # SN-004	Design Manager
T-SN-FW-B-ME-004 sheet 2	1	11/12/2001	ISOMETRIC - SUPERNATE SYSTEM LINE # SN-004	Design Manager
T-SN-FW-B-ME-004 sheet 3	2	6/30/2003	ISOMETRIC - SUPERNATE SYSTEM LINE # SN-004	Design Manager
T-SN-FW-B-ME-005 sheet 1	3	7/30/2004	ISOMETRIC - SUPERNATE SYSTEM LINE # SN-005	Design Manager
T-SN-FW-B-ME-005 sheet 2	1	7/29/2002	ISO-Supernate System Line # SN-005	Design Manager
T-SN-FW-B-ME-006 sheet 1	2	4/12/2004	ISOMETRIC - SUPERNATE SYSTEM LINE # SN-006	Design Manager
T-SN-FW-B-ME-006 sheet 2	0	9/26/2001	ISOMETRIC - SUPERNATE SYSTEM LINE # SN-006	Design Manager
T-SN-FW-B-ME-009 sheet 1	2	6/30/2003	ISOMETRIC - SUPERNATE SYSTEM LINE # SN-009	Design Manager
T-SN-FW-B-ME-010 sheet 1	1	4/24/2003	ISOMETRIC - SUPERNATE SYSTEM LINE # SN-010	Design Manager

**Attachment C: Intellectual Property Documents Report**

Document #	Rev.	Rev. Date	Document Name	Doc. Owner
<b>Isometrics</b>				
<b>SN</b>				
T-SN-FW-B-ME-011 sheet 1	1	7/2/2003	ISOMETRIC - SUPERNATE SYSTEM LINE # SN-011	Design Manager
T-SN-FW-B-ME-012 sheet 1	1	6/30/2003	ISOMETRIC - SUPERNATE SYSTEM LINE # SN-012	Design Manager
T-SN-FW-B-ME-013 sheet 1	0	9/26/2001	ISOMETRIC - SUPERNATE SYSTEM LINE # SN-013	Design Manager
T-SN-FW-B-ME-013 sheet 2	1	4/12/2004	ISOMETRIC - SUPERNATE SYSTEM LINE # SN-013	Design Manager
T-SN-FW-B-ME-014 sheet 1	1	7/2/2003	ISOMETRIC - SUPERNATE SYSTEM LINE # SN-014	Design Manager
T-SN-FW-B-ME-015 sheet 1	1	7/2/2003	ISOMETRIC - SUPERNATE SYSTEM LINE # SN-015	Design Manager
T-SN-FW-B-ME-019 sheet 1	2	7/11/2003	ISOMETRIC - SUPERNATE SYSTEM LINE # SN-019	Design Manager
T-SN-FW-B-ME-019 sheet 2	1	11/12/2001	ISOMETRIC - SUPERNATE SYSTEM LINE # SN-019	Design Manager
T-SN-FW-B-ME-019 sheet 3	5	6/27/2003	ISOMETRIC - SUPERNATE SYSTEM LINE # SN-019	Design Manager
T-SN-FW-B-ME-020 sheet 1	2	9/24/2002	Isometric - Supernate System Line # SN-020	Design Manager
T-SN-FW-B-ME-021 sheet 1	1	6/30/2003	ISOMETRIC - SUPERNATE SYSTEM LINE # SN-021	Design Manager
T-SN-FW-B-ME-022 sheet 1	2	4/24/2003	ISOMETRIC - SUPERNATE SYSTEM LINE # SN-022	Design Manager
T-SN-FW-B-ME-023 sheet 1	1	6/30/2003	ISOMETRIC - SUPERNATE SYSTEM LINE # SN-023	Design Manager
T-SN-FW-B-ME-024 sheet 1	1	7/2/2003	ISOMETRIC - SUPERNATE SYSTEM LINE # SN-024	Design Manager
T-SN-FW-B-ME-025 sheet 1	1	6/30/2003	ISOMETRIC - SUPERNATE SYSTEM LINE # SN-025	Design Manager
T-SN-FW-B-ME-026 sheet 1	0	9/26/2001	ISOMETRIC - SUPERNATE SYSTEM LINE # SN-026	Design Manager
T-SN-FW-B-ME-026 sheet 2	1	4/12/2004	ISOMETRIC - SUPERNATE SYSTEM LINE # SN-026	Design Manager
T-SN-FW-B-ME-026 sheet 3	0	9/26/2001	ISOMETRIC - SUPERNATE SYSTEM LINE # SN-026	Design Manager
T-SN-FW-B-ME-027 sheet 1	1	4/3/2003	ISOMETRIC - SUPERNATE SYSTEM LINE # SN-027	Design Manager
T-SN-FW-B-ME-027 sheet 2	2	4/3/2003	ISOMETRIC - SUPERNATE SYSTEM LINE # SN-027	Design Manager
T-SN-FW-B-ME-027 sheet 3	2	4/15/2002	ISOMETRIC - SUPERNATE SYSTEM LINE # SN-027	Design Manager
T-SN-FW-B-ME-027 sheet 4	3	11/12/2002	ISOMETRIC - SUPERNATE SYSTEM LINE # SN-027	Design Manager

**Attachment C: Intellectual Property Documents Report**

Document #	Rev.	Rev. Date	Document Name	Doc. Owner
<b>Isometrics</b>				
<b>SN</b>				
T-SN-FW-B-ME-027 sheet 5	4	7/30/2004	ISOMETRIC - SUPERNATE SYSTEM LINE # SN-027	Design Manager
T-SN-FW-B-ME-028 sheet 1	2	6/30/2003	ISOMETRIC - SUPERNATE SYSTEM LINE # SN-028	Design Manager
T-SN-FW-B-ME-029 sheet 1	1	4/3/2003	ISOMETRIC - SLUDGE SYSTEM LINE # SN-029	Design Manager
T-SN-FW-B-ME-029 sheet 2	2	4/3/2003	ISOMETRIC - SLUDGE SYSTEM LINE # SN-029	Design Manager
T-SN-FW-B-ME-029 sheet 3	0.	1/22/2002	ISOMETRIC - SUPERNATE SYSTEM LINE # SN-029	Design Manager
T-SN-FW-B-ME-030 sheet 1	1	4/24/2003	ISOMETRIC - SUPERNATE SYSTEM LINE # SN-030	Design Manager
T-SN-FW-B-ME-031 sheet 1	2	5/2/2003	ISOMETRIC - SUPERNATE SYSTEM LINE # SN-031	Design Manager
T-SN-FW-B-ME-031 sheet 2	1	5/17/2002	ISOMETRIC - SUPERNATE SYSTEM LINE # SN-031	Design Manager
T-SN-FW-B-ME-032 sheet 1	1	1/31/2003	ISOMETRIC - SUPERNATE SYSTEM LINE # SN-032	Design Manager
T-SN-FW-B-ME-032 sheet 2	2	6/25/2002	ISOMETRIC - SUPERNATE SYSTEM LINE # SN-032	Design Manager
T-SN-FW-B-ME-033 sheet 1	0	5/3/2002	ISOMETRIC - SUPERNATE SYSTEM LINE # SN-033	Design Manager
T-SN-FW-B-ME-033 sheet 2	2	5/29/2003	ISOMETRIC - SUPERNATE SYSTEM # SN-033	Design Manager
T-SN-FW-B-ME-033 sheet 3	2	12/9/2002	ISOMETRIC - SUPERNATE SYSTEM # SN-033	Design Manager
T-SN-FW-B-ME-033 sheet 4	1	3/1/2002	ISOMETRIC - SUPERNATE SYSTEM # SN-033	Design Manager
T-SN-FW-B-ME-034 sheet 1	1	6/30/2003	ISOMETRIC - SUPERNATE SYSTEM LINE # SN-034	Design Manager
T-SN-FW-B-ME-034 sheet 2	1	9/24/2002	ISOMETRIC - SUPERNATE SYSTEM LINE # SN-034	Design Manager
T-SN-FW-B-ME-035 sheet 1	1	6/30/2003	ISOMETRIC - SUPERNATE SYSTEM LINE # SN-035	Design Manager
T-SN-FW-B-ME-037 sheet 1	3	3/12/2003	ISOMETRIC - SUPERNATE SYSTEM LINE # SN-037	Design Manager
T-SN-FW-B-ME-037 sheet 2	2	2/26/2003	ISOMETRIC - SUPERNATE SYSTEM LINE # SN-037	Design Manager
T-SN-FW-B-ME-037 sheet 3	3	11/12/2002	ISOMETRIC - SUPERNATE SYSTEM LINE # SN-037	Design Manager
T-SN-FW-B-ME-037 sheet 4	3	9/24/2002	ISOMETRIC - SUPERNATE SYSTEM LINE # SN-037	Design Manager

**Attachment C: Intellectual Property Documents Report**

Document #      Rev.      Rev. Date      Document Name      Doc. Owner

**Isometrics****SN**

T-SN-FW-B-ME-037 sheet 5	1	7/2/2003	ISOMETRIC - SUPERNATE SYSTEM LINE # SN-037	Design Manager
T-SN-FW-B-ME-038 sheet 1	1	5/30/2002	ISOMETRIC - SLUDGE SYSTEM LINE # SN-038	Design Manager
T-SN-FW-B-ME-038 sheet 2	3	3/10/2003	ISOMETRIC - SLUDGE SYSTEM LINE # SN-038	Design Manager
T-SN-FW-B-ME-039 sheet 1	2	5/16/2003	ISOMETRIC - SUPERNATE SYSTEM LINE # SN-039	Design Manager
T-SN-FW-B-ME-040 sheet 1	0	7/20/2002	ISOMETRIC - SUPERNATE SYSTEM LINE # SN-040	Design Manager
T-SN-FW-B-ME-042 sheet 1	2	5/17/2002	ISOMETRIC - SUPERNATE SYSTEM LINE # SN-042	Design Manager
T-SN-FW-B-ME-044 sheet 1	3	8/13/2003	ISOMETRIC - SUPERNATE SYSTEM LINE # SN-044	Design Manager
T-SN-FW-B-ME-044 sheet 2	2	7/2/2003	ISOMETRIC - SUPERNATE SYSTEM LINE # SN-044	Design Manager
T-SN-FW-B-ME-045 sheet 1	1	6/30/2003	ISOMETRIC - SUPERNATE SYSTEM LINE # SN-045	Design Manager
T-SN-FW-B-ME-045 sheet 2	1	6/30/2003	ISOMETRIC - SUPERNATE SYSTEM LINE # SN-045	Design Manager
T-SN-FW-B-ME-046 sheet 1	0	9/26/2001	ISOMETRIC - SUPERNATE SYSTEM LINE # SN-046	Design Manager
T-SN-FW-B-ME-046 sheet 2	1	4/12/2004	ISOMETRIC - SUPERNATE SYSTEM LINE # SN-046	Design Manager
T-SN-FW-B-ME-046 sheet 3	0	9/26/2001	ISOMETRIC - SUPERNATE SYSTEM LINE # SN-046	Design Manager
T-SN-FW-B-ME-048 sheet 1	3	8/29/2003	ISOMETRIC - SUPERNATE SYSTEM LINE # SN-048	Design Manager
T-SN-FW-B-ME-048 sheet 2	1	11/12/2001	ISOMETRIC - SUPERNATE SYSTEM LINE # SN-048	Design Manager
T-SN-FW-B-ME-048 sheet 3	1	11/12/2001	ISOMETRIC - SUPERNATE SYSTEM LINE # SN-048	Design Manager
T-SN-FW-B-ME-049 sheet 1	1	6/30/2003	ISOMETRIC - SUPERNATE SYSTEM LINE # SN-049	Design Manager
T-SN-FW-B-ME-050 sheet 1	1	6/30/2003	ISOMETRIC - SUPERNATE SYSTEM LINE # SN-050	Design Manager
T-SN-FW-B-ME-051 sheet 1	2	8/19/2002	ISOMETRIC - SUPERNATE SYSTEM LINE # SN-051	Design Manager
T-SN-FW-B-ME-052 sheet 1	0	7/2/2002	ISOMETRIC - SUPERNATE SYSTEM LINE # SN-052	Design Manager
T-SN-FW-B-ME-052 sheet 2	0	11/1/2001	ISOMETRIC - SUPERNATE SYSTEM LINE # SN-052	Design Manager



**Attachment C: Intellectual Property Documents Report**

Document #	Rev.	Rev. Date	Document Name	Doc. Owner
<b>Isometrics</b>				
<b>SN</b>				
T-SN-FW-B-ME-052 sheet 3	1	4/16/2002	ISOMETRIC - SUPERNATE SYSTEM LINE # SN-052	Design Manager
T-SN-FW-B-ME-054 sheet 1	1	3/3/2003	ISOMETRIC - SUPERNATE SYSTEM LINE # SN-054	Design Manager
T-SN-FW-B-ME-054 sheet 2	0	11/1/2001	ISOMETRIC - SUPERNATE SYSTEM LINE # SN-054	Design Manager
T-SN-FW-B-ME-054 sheet 3	0	6/28/2002	ISOMETRIC - CHILLED WATER SYSTEM LINE # SN-054	Design Manager
T-SN-FW-B-ME-055 sheet 1	2	7/31/2003	ISOMETRIC - SUPERNATE SYSTEM LINE # SN-055	Design Manager
T-SN-FW-B-ME-056 sheet 1	0	7/25/2002	ISOMETRIC - SUPERNATE SYSTEM LINE # SN-056	Design Manager
T-SN-FW-B-ME-056 sheet 2	2	8/13/2003	ISOMETRIC - SUPERNATE SYSTEM LINE # SN-056	Design Manager
T-SN-FW-B-ME-059 sheet 1	3	6/18/2004	Isometric - Supernate System Line #SN-059	Design Manager
T-SN-FW-B-ME-061 sheet 1	0	7/25/2002	ISOMETRIC - SUPERNATE SYSTEM LINE # SN-061	Design Manager
T-SN-FW-B-ME-061 sheet 2	1	10/4/2002	ISOMETRIC - SUPERNATE SYSTEM LINE # SN-061	Design Manager
T-SN-FW-B-ME-061 sheet 3	1	5/2/2002	ISOMETRIC - SUPERNATE SYSTEM LINE # SN-061	Design Manager
T-SN-FW-B-ME-061 sheet 4	0	4/1/2002	ISOMETRIC - SUPERNATE SYSTEM LINE # SN-061	Design Manager
T-SN-FW-B-ME-062 sheet 1	2	6/30/2003	ISOMETRIC - SUPERNATE SYSTEM LINE # SN-062	Design Manager
T-SN-FW-B-ME-063 sheet 1	4	8/8/2003	ISOMETRIC - SUPERNATE SYSTEM LINE # SN-063	Design Manager
T-SN-FW-B-ME-064 sheet 1	3	5/28/2003	ISOMETRIC - SUPERNATE SYSTEM LINE # SN-064	Design Manager
T-SN-FW-B-ME-065 sheet 1	5	9/23/2003	ISOMETRIC - SUPERNATE SYSTEM LINE # SN-065	Design Manager
T-SN-FW-B-ME-066 sheet 1	1	10/23/2003	ISOMETRIC - SUPERNATE SYSTEM LINE # SN-066	Design Manager
T-SN-FW-B-ME-067 sheet 1	0	3/24/2003	ISOMETRIC - SUPERNATE SYSTEM LINE # SN-067	Design Manager
T-SN-FW-B-ME-068 sheet 1	0	3/24/2003	ISOMETRIC - SUPERNATE SYSTEM LINE # SN-068	Design Manager
T-SN-FW-B-ME-069 sheet 1	5	8/29/2003	ISOMETRIC - SUPERNATE SYSTEM LINE # SN-069	Design Manager
T-SN-FW-B-ME-070 sheet 1	2	7/26/2003	ISOMETRIC - SUPERNATE SYSTEM LINE # SN-070	Design Manager
T-SN-FW-B-ME-070 sheet 2	2	7/30/2003	ISOMETRIC - SUPERNATE SYSTEM LINE # SN-070	Design Manager



*Attachment C: Intellectual Property Documents Report*

<i>Document #</i>	<i>Rev.</i>	<i>Rev. Date</i>	<i>Document Name</i>	<i>Doc. Owner</i>
<b>Isometrics</b>				
<b>SX</b>				
T-SX-FW-B-ME-001 sheet 1	0	8/13/2002	ISOMETRIC - SUPERNATE LINE # SNX-001	Design Manager
T-SX-FW-B-ME-001 sheet 2	3	11/15/2002	ISOMETRIC - SUPERNATE LINE # SNX-001	Design Manager
T-SX-FW-B-ME-002 sheet 1	0	9/21/2002	ISOMETRIC - SUPERNATE SYSTEM TRANSFER NITROGEN LINES	Design Manager
T-SX-FW-B-ME-003 sheet 1	4	6/6/2003	ISOMETRIC - SLUDGE SYSTEM LINE # SLX-001	Design Manager
T-SX-FW-B-ME-004 sheet 1	1	12/6/2002	ISOMETRIC - SLUDGE SYSTEM TRANSFER NITROGEN LINES	Design Manager
<b>WA</b>				
T-WA-FW-B-ME-001 sheet 1	4	8/29/2003	ISOMETRIC - SUPERNATE SYSTEM # PRW-001	Design Manager
T-WA-FW-B-ME-001 sheet 2	1	8/26/2002	ISOMETRIC - SUPERNATE SYSTEM # PRW-001	Design Manager
T-WA-FW-B-ME-001 sheet 3	3	1/10/2003	ISOMETRIC - SUPERNATE SYSTEM # PRW-001	Design Manager
T-WA-FW-B-ME-001 sheet 4	4	6/17/2003	ISOMETRIC - SUPERNATE SYSTEM # PRW-001	Design Manager
T-WA-FW-B-ME-001 sheet 5	4	4/12/2004	ISOMETRIC - PROCESS WATER SYSTEM LINE # PRW-001	Design Manager
T-WA-FW-B-ME-001 sheet 6	7	5/13/2003	ISOMETRIC - PROCESS WATER SYSTEM LINE # PRW-001	Design Manager
T-WA-FW-B-ME-002 sheet 1	1	3/12/2003	ISOMETRIC - PROCESS WATER SYSTEM LINE # PRW-002	Design Manager
T-WA-FW-B-ME-003 sheet 1	2	8/29/2003	ISOMETRIC - PROCESS WATER SYSTEM LINE # PRW-003	Design Manager
T-WA-FW-B-ME-004 sheet 1	2	9/2/2003	ISOMETRIC - PROCESS WATER SYSTEM LINE # PRW-004	Design Manager
T-WA-FW-B-ME-005 sheet 1	2	8/29/2003	ISOMETRIC - PROCESS WATER SYSTEM LINE # PRW-005	Design Manager
T-WA-FW-B-ME-006 sheet 1	2	9/2/2003	ISOMETRIC - PROCESS WATER SYSTEM LINE # PWR-006	Design Manager
T-WA-FW-B-ME-007 sheet 1	2	8/29/2003	ISOMETRIC - PROCESS WATER SYSTEM LINE # PRW-007	Design Manager
T-WA-FW-B-ME-008 sheet 1	3	9/2/2003	ISOMETRIC - PROCESS WATER SYSTEM LINE # PWP-008	Design Manager
T-WA-FW-B-ME-009 sheet 1	2	2/18/2003	ISOMETRIC - PROCESS WATER SYSTEM LINE # PRW-009	Design Manager
T-WA-FW-B-ME-010 sheet 1	5	4/30/2003	ISOMETRIC - PROCESS WATER SYSTEM LINE # PRW-010	Design Manager
T-WA-FW-B-ME-010 sheet 2	4	7/30/2004	ISOMETRIC - PROCESS WATER SYSTEM LINE # PRW-010	Design Manager



**Attachment C: Intellectual Property Documents Report**

Document #	Rev.	Rev. Date	Document Name	Doc. Owner
<b>Isometrics</b>				
<b>WA</b>				
T-WA-FW-B-ME-010 sheet 3	0	10/5/2001	ISOMETRIC - PROCESS WATER SYSTEM LINE # PRW-010	Design Manager
T-WA-FW-B-ME-010 sheet 4	1	1/8/2002	ISOMETRIC - PROCESS WATER SYSTEM LINE # PRW-010	Design Manager
T-WA-FW-B-ME-010 sheet 5	7	11/20/2003	ISOMETRIC - PROCESS WATER SYSTEM LINE # PRW-010	Design Manager
T-WA-FW-B-ME-010 sheet 6	1	8/30/2003	ISOMETRIC - PROCESS WATER SYSTEM LINE # PRW-010	Design Manager
T-WA-FW-B-ME-010 sheet 7	0	3/29/2002	ISOMETRIC - PROCESS WATER SYSTEM LINE # PRW-010	Design Manager
T-WA-FW-B-ME-011 sheet 1	5	9/4/2003	ISOMETRIC - PROCESS WATER SYSTEM LINE # PRW-011	Design Manager
T-WA-FW-B-ME-013 sheet 1	0	11/1/2001	ISOMETRIC - PROCESS WATER SYSTEM LINE # PRW-013	Design Manager
T-WA-FW-B-ME-014 sheet 1	4	8/29/2003	ISOMETRIC - PROCESS WATER SYSTEM LINE # PRW-014	Design Manager
T-WA-FW-B-ME-015 sheet 1	0	11/12/2001	ISOMETRIC - PROCESS WATER SYSTEM LINE # PRW-015	Design Manager
T-WA-FW-B-ME-016 sheet 1	4	8/29/2003	ISOMETRIC - PROCESS WATER SYSTEM LINE # PRW-016	Design Manager
T-WA-FW-B-ME-017 sheet 1	5	8/29/2003	ISOMETRIC - PROCESS WATER SYSTEM LINE # PRW-017	Design Manager
T-WA-FW-B-ME-018 sheet 1	0	11/1/2001	ISOMETRIC - PROCESS WATER SYSTEM LINE # PRW-018	Design Manager
T-WA-FW-B-ME-019 sheet 1	4	3/10/2003	ISOMETRIC - PROCESS WATER SYSTEM LINE # PRW-019	Design Manager
T-WA-FW-B-ME-020 sheet 1	0	11/1/2001	ISOMETRIC - PROCESS WATER SYSTEM LINE # PRW-020	Design Manager
T-WA-FW-B-ME-021 sheet 1	4	11/4/2002	ISOMETRIC - PROCESS WATER SYSTEM LINE # STM-021	Design Manager
T-WA-FW-B-ME-024 sheet 1	0	11/1/2001	ISOMETRIC - PROCESS WATER SYSTEM LINE # PRW-024	Design Manager
T-WA-FW-B-ME-025 sheet 1	2	6/18/2004	ISOMETRIC - PROCESS WATER SYSTEM LINE # PRW-025	Design Manager
T-WA-FW-B-ME-026 sheet 1	2	9/12/2003	ISOMETRIC - PROCESS WATER SYSTEM LINE # PRW-026	Design Manager
T-WA-FW-B-ME-028 sheet 1	1	2/11/2002	ISOMETRIC - PROCESS WATER SYSTEM LINE # PRW-028	Design Manager
T-WA-FW-B-ME-029 sheet 1	1	11/1/2002	ISOMETRIC - PROCESS WATER SYSTEM LINE # STM-029	Design Manager
T-WA-FW-B-ME-030 sheet 1	2	11/1/2002	ISOMETRIC - PROCESS WATER SYSTEM LINE # STM-030	Design Manager





*Attachment C: Intellectual Property Documents Report*

Document #	Rev.	Rev. Date	Document Name	Doc. Owner
------------	------	-----------	---------------	------------

**Isometrics**

**WA**

T-WA-FW-B-ME-031 sheet 1	7	9/18/2003	ISOMETRIC - PROCESS WATER SYSTEM LINE # PRW-031	Design Manager
T-WA-FW-B-ME-032 sheet 1	2	2/3/2003	ISOMETRIC - PROCESS WATER SYSTEM LINE # PRW-032	Design Manager
T-WA-FW-B-ME-033 sheet 1	7	2/2/2004	ISOMETRIC - PROCESS WATER SYSTEM LINE # PRW-033	Design Manager
T-WA-FW-B-ME-034 sheet 1	4	3/6/2003	ISOMETRIC - PROCESS WATER SYSTEM LINE # PRW-034	Design Manager
T-WA-FW-B-ME-040 sheet.1	0	1/22/2003	ISOMETRIC - PROCESS WATER SYSTEM LINE # PRW-040	Design Manager
T-WA-FW-B-ME-041 sheet 1	0	1/22/2003	ISOMETRIC - PROCESS WATER SYSTEM LINE # PRW-041	Design Manager
T-WA-FW-B-ME-042 sheet 1	0	3/24/2003	ISOMETRIC - PROCESS WATER SYSTEM LINE # PRW-042	Design Manager
T-WA-FW-B-ME-043 sheet 1	0	6/17/2003	ISOMETRIC - PROCESS WATER SYSTEM LINE # PRW-043	Design Manager
T-WA-FW-B-ME-044 sheet 1	0	6/17/2003	ISOMETRIC - PROCESS WATER SYSTEM LINE # PRW-044	Design Manager
T-WA-FW-B-ME-045 sheet 1	2	10/1/2003	ISOMETRIC - PROCESS WATER SYSTEM LINE # PRW-045	Design Manager
T-WA-FW-B-ME-045 sheet 2	1	5/29/2003	ISOMETRIC - PROCESS WATER SYSTEM LINE # PRW-045	Design Manager
T-WA-FW-B-ME-046 sheet 1	1	9/2/2003	ISOMETRIC - PROCESS WATER SYSTEM LINE # PRW-046	Design Manager
T-WA-FW-B-ME-047 sheet 1	0	5/12/2003	ISOMETRIC - PROCESS WATER SYSTEM LINE # PRW-047	Design Manager
T-WA-FW-B-ME-048 sheet 1	0	5/10/2003	ISOMETRIC - PROCESS WATER SYSTEM LINE # PRW-048	Design Manager
T-WA-FW-B-ME-049 sheet 1	1	10/2/2003	ISOMETRIC - PROCESS WATER SYSTEM LINE # PRW-049	Design Manager
T-WA-FW-B-ME-050 sheet 1	1	4/12/2004	ISOMETRIC - PROCESS WATER SYSTEM LINE # PRW-050	Design Manager
T-WA-FW-B-ME-051 sheet 1	1	11/21/2003	Isometric - Process Waster System Line #PRW-051	Design Manager
T-WA-FW-B-ME-053 sheet 1	0	6/18/2004	ISOMETRIC - PROCESS WATER SYSTEM LINE # PRW-053	Design Manager

**Lesson Plan**

**CH**

T-CH-FW-L-OP-005	1	7/1/2005	Visual Examination Process	Operations Manager
T-CH-FW-L-OP-006	0	7/25/2005	Evolution Saw Lesson Plan	Operations Manager

**Attachment C: Intellectual Property Documents Report**

Document #	Rev.	Rev. Date	Document Name	Doc. Owner
<b>Lesson Plan</b>				
<b>CH</b>				
T-CH-FW-L-OP-007	0	2/1/2006	Portable Power Tool Lesson Plan	Operations Manager
T-CH-FW-L-OP-008	0	9/12/2005	Contact Handled Waste Glovebox Fire Control	Operations Manager
T-CH-FW-L-OP-009	0	9/12/2005	Water Mist System Operability, Surveillance, and Maintenance	Operations Manager
T-CH-FW-L-OP-010	0	9/20/2005	Fire Emergency Response and Facility Evacuation	Operations Manager
T-CH-FW-L-OP-011	0	9/12/2005	Safety Conscious Work Environment	Operations Manager
T-CH-FW-L-OP-012	1	3/10/2006	Documented Safety Analysis (DSA) & Technical Safety Requirement (TSR)	Training Lead
T-CH-FW-L-OP-013	0	9/12/2005	Drum Handling (pressurized and explosive gas) Instructor Guide & Student Text	Operations Manager
T-CH-FW-L-OP-016	0	12/21/2005	NDE/RTR Comprehensive Examination Student Reference Guide	Operations Manager
T-CH-FW-L-OP-017	1	3/28/2006	WIPP Awareness Training	Operations Manager
T-CH-FW-L-OP-018	0	1/4/2006	WIPP Waste Information System Indoctrination	Operations Manager
T-CH-FW-L-OP-019	0	1/30/2006	WIPP Waste Information System Practical Training	Operations Manager
T-CH-FW-L-OP-020	0	2/8/2006	Operations Continuing Training 2006-02, Visual Examination In Lieu of Radiography	Operations Manager
T-CH-FW-L-OP-021	1	9/8/1989	Operations Continuing Training 2006-04, Software Quality Management Lessons Learned	Site Project Manager
T-CH-FW-L-OP-022	0	6/13/2006	Operations Continuing Training 2006-05, Fork Truck Lessons Learned Student Text	Training Manager
<b>CM</b>				
T-CM-FW-L-AD-001	0	12/13/2005	Senior Supervisory Watch Training	Training Manager
T-CM-FW-L-AD-003	1	5/3/2006	On-The-Job Instructor Training	Training Manager
T-CM-FW-L-AD-004	1	3/2/2006	SME Instructor Training	Training Manager
T-CM-FW-L-AD-005	0	2/21/2006	Instructor Qualification	Training Manager
T-CM-FW-L-AD-007	0	2/21/2006	OJT Instructor Qualification	Training Manager
T-CM-FW-L-AD-008	0	3/7/2006	DOT Security Awareness Training	Training Manager
T-CM-FW-L-AD-009	0	3/17/2006	DOT Emergency Response for Access Control Personnel	Training Manager
T-CM-FW-L-AD-011	0	5/16/2006	Integrated Safety Management System Orientation	Training Manager
T-CM-FW-L-EM-001	2	7/13/2006	General Employee Emergency Management	ESH&Q Mgr.

**Attachment C: Intellectual Property Documents Report**

Document #	Rev.	Rev. Date	Document Name	Doc. Owner
<b>Lesson Plan</b>				
<b>CM</b>				
T-CM-FW-L-EM-002	0	8/2/2006	Building Warden Orientation	ESH&Q Mgr.
T-CM-FW-L-EN-001	1	4/20/2006	RCRA Training	Operations Manager
T-CM-FW-L-EN-002	4	8/1/2006	RCRA Permit Position Training Requirements	Environmental Programs & Permitting Manager
T-CM-FW-L-EN-003	1	7/12/2006	General Hazardous Waste Management (RCRA) Training	Environmental Programs & Permitting Manager
T-CM-FW-L-IS-001	0	4/30/2003	Respiratory Protection Lesson Plan	
T-CM-FW-L-IS-002	0	5/18/2005	Airline Respirator Lesson Plan	
T-CM-FW-L-IS-003	0	4/5/2006	Powered Air Purified Respirator Lesson Plan	ESH&Q Mgr.
T-CM-FW-L-IS-004	0	9/27/2005	General Employee and Visitor Training Lesson Plan	
T-CM-FW-L-IS-005	2	7/11/2006	Hazardous Waste Training Requirements to Meet 29 CFR 1910.120 (p)	ESH&Q Mgr.
T-CM-FW-L-IS-006	0	4/11/2006	Electrical Worker Qualification	Training Manager
T-CM-FW-L-IS-007	0	5/9/2006	Crane & Rigging Training	Training Manager
T-CM-FW-L-IS-008	0	5/9/2006	Floor-Operated Cranes Performance Evaluation	Training Manager
T-CM-FW-L-IS-009	0	5/18/2006	Designated Lift Supervisor	Training Manager
T-CM-FW-L-IS-010	0	9/12/2006	Lockout/Tagout Training	Training Lead
T-CM-FW-L-OP-001	1	5/17/2006	Operations Continuing Training 2006-03, Electrical Safety Lessons Learned – TERMINATED	Training Manager
T-CM-FW-L-OP-002	0	6/8/2006	Acceptable Knowledge General Training	Training Manager
T-CM-FW-L-OP-003	0	6/13/2006	Operations Continuing Training 2006-03, Conduct of Operations Refresher Training	Training Manager
T-CM-FW-L-OP-006	0	8/7/2006	Operations Continuing Training, 2006-06, Surface Contamination Only (SCO) Transportation Requirements	Training Manager
T-CM-FW-L-PC-001	0	7/12/2006	Requisitioner Training	Procurement Manager
T-CM-FW-L-PC-002	0	7/31/2006	P-Card User Training	Procurement Manager
T-CM-FW-L-QP-001	0	3/3/2006	Suspect/Counterfeit Items Awareness Training - March 2004	Training Lead
T-CM-FW-L-QP-002	0	8/21/2006	Non-WIPP Auditor Qualification	Training Lead
T-CM-FW-L-QP-003	0	8/21/2006	Non-WIPP Lead Auditor Qualification	Training Lead
T-CM-FW-L-RP-001	0	8/24/2005	Neutron Dosimetry Lesson Plan	
T-CM-FW-L-RP-002	1	4/3/2006	RCT Continuing Training 2005-01, Alpha/Beta Instrumentation	Radiological Control Officer

**Attachment C: Intellectual Property Documents Report**

Document #	Rev.	Rev. Date	Document Name	Doc. Owner
<b>Lesson Plan</b>				
<b>CM</b>				
T-CM-FW-L-RP-003	1	8/14/2006	RCT Continuing Training 2006-01 Internal Dosimetry II	Radiological Control Officer
<b>LL</b>				
T-LL-FW-L-OP-001	0	10/18/2002	General NTS Awareness Training	Waste Certification Official
<b>Manuals</b>				
<b>CH</b>				
T-CH-FW-M-AD-001	3	5/22/2006	Transuranic Waste Management Manual	Site Project Manager
<b>CM</b>				
T-CM-FW-M-EM-100	0	6/29/2006	Local Emergency Manual	Operations Manager
T-CM-FW-M-EN-001	0	11/18/2005	Miscellaneous Waste Management Manual	Environmental Permitting & Programs Manager
<b>Other</b>				
<b>CH</b>				
T-CH-FW-X-AD-001	4	6/21/2006	Contact Handled Waste Acceptance Criteria	Site Project Manager
T-CH-FW-X-RP-001	0	5/10/2005	CH Waste Dose Evaluation	
<b>CM</b>				
T-CM-FW-X-AD-001	4	3/14/2005	Subcontract Exhibit A-2, Prime Contract Statement of Work	
T-CM-FW-X-AD-002	2	3/22/2006	Subcontract Exhibit B-2, Time and Materials Policy, Rev. 2	
T-CM-FW-X-AD-003	0	1/9/1997	Subcontract Exhibit C, Insurance Requirements	
T-CM-FW-X-AD-004	0	7/1/1996	Subcontract Exhibit D, Subcontract Release Form	NOT IDENTIFIED
T-CM-FW-X-AD-005	0	1/7/1999	Subcontract Exhibit E, Security Agreement	
T-CM-FW-X-AD-006	0	1/7/1999	Subcontract Exhibit F, Representations and Certifications	
T-CM-FW-X-AD-007	0	1/7/1999	Subcontract Exhibit G, Y2K Compliance	
T-CM-FW-X-AD-008	0	1/7/1999	Subcontract Exhibit H, Waste Management Qualifications and Data Questionnaire	
T-CM-FW-X-AD-009	4	3/22/2001	FAR/DEAR Flowdown Clauses (fixed price)	
T-CM-FW-X-AD-010	4	3/22/2001	FAR/DEAR Flowdown Clauses (cost reimbursable/time-and-material)	

**Attachment C: Intellectual Property Documents Report**

Document #	Rev.	Rev. Date	Document Name	Doc. Owner
<b>Other</b>				
<b>CM</b>				
T-CM-FW-X-AD-011	0	1/4/2001	Exhibit A-14, Special Provisions - Environmental Health and Safety	
T-CM-FW-X-AD-012	0	1/4/2001	Exhibit A-15, Subcontractor Profile - Environmental Health and Safety Program Areas	
T-CM-FW-X-AD-013	4	7/30/2004	Exhibit A-16, Construction Labor Agreement	
T-CM-FW-X-AD-014	0	1/4/2001	Exhibit A-17, Letter of Assent	
T-CM-FW-X-AD-015	0	1/4/2001	Exhibit A-18, Service Contract Wage Determination	
T-CM-FW-X-AD-016	0	1/4/2001	Exhibit A-19, Anti-Kickback Letter	
T-CM-FW-X-AD-017	1	9/26/2001	Exhibit A-22, Certificate of Compliance	
T-CM-FW-X-AD-018	0	1/10/2001	Exhibit I, Credit References	
T-CM-FW-X-AD-019	0	9/14/2001	Exhibit A-25, Safety Incentive Program	
T-CM-FW-X-AD-020	0	9/17/2001	Exhibit A-28, Certification of Seller Understanding/Preparedness	
T-CM-FW-X-AD-021	1	10/31/2001	Exhibit A-29, Project Location and Directions	
T-CM-FW-X-AD-022	10	1/31/2006	Technical Safety Requirements (TSR)	Operations Manager
T-CM-FW-X-AD-023	3	9/12/2006	Inventory & Container Management	Operations Manager
T-CM-FW-X-AD-024	1	6/28/2006	Safety Basis Document List and Safety Basis Change Tracking System	Safety Authorization Basis Manager
T-CM-FW-X-AD-026	0	7/20/2006	Records Inventory & Disposition Schedule (RIDS)	Records Manager
T-CM-FW-X-AD-028	1	6/6/2006	Project File Index	Records Manager
T-CM-FW-X-AD-029	1	6/6/2006	Waste Records Filing Matrix	
T-CM-FW-X-HS-001	0	2/4/2002	General Employee Radiological Training Lesson Plan	ESH&Q Mgr.
T-CM-FW-X-HS-002	3	12/1/2004	Radiological Worker Training Classroom Lesson Plan	ESH&Q Mgr.
T-CM-FW-X-HS-003	0	2/4/2002	RWT Practical Factors Lesson Plan	ESH&Q Mgr.
T-CM-FW-X-HS-005	0	6/30/2003	Critique Report - EMPP Drill (March 21, 2003)	NOT IDENTIFIED
T-CM-FW-X-OP-001	10	5/26/2004	WPF Log Sheets	Waste Operation Lead
T-CM-FW-X-OP-002	10	4/22/2004	WPF Round Sheets	Waste Operation Lead
T-CM-FW-X-OP-003	6	4/16/2004	WPF Standby Round Sheet	Waste Operation Lead
T-CM-FW-X-OP-004	4	11/4/2005	Conduct of Operations Matrix	Project Manager/Deputy Project Manager
T-CM-FW-X-OP-005	3	7/6/2005	WPF Turnover Checklist	Waste Certification Official



**Attachment C: Intellectual Property Documents Report**

Document #	Rev.	Rev. Date	Document Name	Doc. Owner
<b>Other</b>				
<b>CM</b>				
T-CM-FW-X-OP-006	3	2/7/2006	WPF CH Round Sheets	Operatlons Manager
T-CM-FW-X-PP-001	0	10/3/2005	Timesheet Approval and Submittal	Executive Vice President & General Manager
T-CM-FW-X-PP-002	0	11/22/2005	Filling Permanent Project Positions	Executive Vice President & General Manager
T-CM-FW-X-PP-003	1	3/13/2006	Overtime Requirements for Exempt and Non-Exempt Personnel	Executive Vice President & General Manager
T-CM-FW-X-QP-001	0	6/1/2001	Standard Checklist Form - Grounding	QA Manager
T-CM-FW-X-RP-001	3	2/3/2006	Technical Basic Document on Personnel Monitoring	ESH&Q Mgr.
T-CM-FW-X-RP-002	4	2/3/2006	Technical Basis Document on Contamination Monitoring	Radiological Control Officer
T-CM-FW-X-RP-003	1	12/12/2005	Technical Basis Document on Environmental Monitoring	ESH&Q Mgr.
T-CM-FW-X-RP-004	1	10/22/2003	Technical Basis Document on Continuous Air Monitor Selection	ESH&Q Mgr.
T-CM-FW-X-RP-006	1	3/16/2006	Technical Basis Document for Internal Dosimetry	Radiological Control Officer
T-CM-FW-X-RP-007	2	1/20/2006	TBD on Air Sampling and Analysis	Radiological Control Officer
T-CM-FW-X-RP-008	5	11/17/2005	RCT Training Qualification Standard	Radiological Control Officer
T-CM-FW-X-RP-009	0	10/3/2002	Radiological Control Technician Training Site Academic Training Self Study Guide	Radiological Control Officer
T-CM-FW-X-RP-010	0	10/31/2005	Technical Basis Document on Alpha CAM Alarm Set Points	Radiological Control Officer
<b>HC</b>				
T-HC-FW-X-ME-001	0	8/10/2006	Hot Cell Air Balance Evaluation	Design Manager
<b>SN</b>				
T-SN-FW-X-MT-001	0	11/13/2003	SN Campaign Purchased Spare Parts	
T-SN-FW-X-OP-001	0	11/1/2002	Plant and Instrument Air Checklist Task # TO-101	
T-SN-FW-X-OP-002	0	11/1/2002	Boiler, Steam and Condensate Checklist Task # TO-106	
T-SN-FW-X-OP-003	0	10/31/2002	SN Pump Seal Water Check List	
T-SN-FW-X-OP-004	0	11/1/2002	Environmental Chiller Check List Task TO-501	
T-SN-FW-X-OP-005	0	11/1/2002	Supemate Tank Farm Check List Task # TO-203	
T-SN-FW-X-OP-006	0	11/1/2002	Supemate Tank Farm Check List Task # TO-202	



Attachment C: Intellectual Property Documents Report

Document # Rev. Date Document Name Rev. Doc Owner

Other

SN

T-SN-FW-X-OP-007 Supemate Tank Farm Check List Task # TO-201

T-SN-FW-X-OP-008 Process Chiller and Chill Water (SN Only) Check List Task # TO-104

T-SN-FW-X-OP-009 Subsystem Test Check List Task-30 Ton Crane

T-SN-FW-X-OP-010 Supemate Drying Subsystem Test Check List Task # TO-300

T-SN-FW-X-OP-011 Supemate Bogies Handling System Check List Task # TO-301

T-SN-FW-X-OP-012 Chemical Addition System Check List Task TO-111

T-SN-FW-X-OP-013 Supemate Evaporation System Checklist Task # TO-400, 401, 402, 403

T-SN-FW-X-OP-014 1st Floor Isolock Sampler Check List Task # TO-208

T-SN-FW-X-OP-015 Vertical Reciprocating Conveyor Check List Task # TO-605

T-SN-FW-X-OP-016 WPF Supemate (SN) System (Plant Wide) Check List Task # System Integrated Operation (SIO)

T-SN-FW-X-OP-017 WPF Supemate (SN) System (Plant Wide) Check List Task # Surrogate Demonstration Number 1

T-SN-FW-X-OP-018 WPF Supemate (SN) System (Plant Wide) Check List Task # Surrogate Demonstration Number 2

T-SN-FW-X-OP-019 WPF Supemate (SN) System (Plant Wide) Check List Task # Surrogate Demonstration Number 3

T-SN-FW-X-OP-020 WPF SN System Stand By Diesel Generator Checklist (TO-103)

T-SN-FW-X-OP-021 UPS Checklist (TO-107) Waste Operation Lead

T-SN-FW-X-OP-022 Test of Audible Annunciator GAI-Tronics System

T-SN-FW-X-OP-023 CCTV (TO-603)

T-SN-FW-X-OP-024 SN System Testing May 2003 Checklist

T-SN-FW-X-OP-026 SN Final Form Requirements Memorandum with CD's

T-SN-FW-X-OP-027 SN Final Form Requirements Memorandum Dated 6/11/04

T-SN-FW-X-OP-028 SN Alastro Summary

**Attachment C: Intellectual Property Documents Report**

Document #	Rev.	Rev. Date	Document Name	Doc. Owner
------------	------	-----------	---------------	------------

**Other****SN**

T-SN-FW-X-TT-001	0	8/1/2003	Surrogate Demo 1A	
T-SN-FW-X-TT-002	0	8/1/2003	Surrogate Demo 1B	
T-SN-FW-X-TT-003	0	8/1/2003	Surrogate Demo 1C	

**UT**

T-UT-FW-X-OP-001	0	12/6/2004	MBV Minimum Speed Settling Test Summary	
------------------	---	-----------	---	--

**Procedures****CH**

T-CH-FW-P-AD-008	4	2/7/2006	WIPP Graded Approach	Site Project Manager
T-CH-FW-P-AD-009	5	4/19/2006	Project Level Verification & Validation	Site Project Manager
T-CH-FW-P-AD-010	3	4/3/2006	Reconciliation of Data Quality Objectives	Site Project Manager
T-CH-FW-P-AD-011	3	5/10/2006	CH-TRU Waste Certification Procedure	Waste Certification Official
T-CH-FW-P-AD-013	3	5/23/2006	WIPP Software Quality Assurance	Site Project Manager
T-CH-FW-P-AD-014	3	5/23/2006	WIPP Waste Information System (WWIS) Data Entry	Waste Certification Official
T-CH-FW-P-AD-015	3	3/16/2006	Use of Acceptable Knowledge	Site Project Manager
T-CH-FW-P-AD-016	3	12/8/2005	Statistical Sampling & Analysis	Site Project Manager
T-CH-FW-P-AD-044	2	5/16/2006	Waste Corrective Action & Nonconformances	Site Project Manager
T-CH-FW-P-MT-401	0	1/17/2005	Hot Cell BBA Supply and Exhaust Blowers Preventive Maintenance	Maintenance Supervisor
T-CH-FW-P-MT-402	1	8/10/2006	Glovebox Preventive Maintenance	Maintenance Supervisor
T-CH-FW-P-MT-403	0	12/17/2004	Box Breakdown Area Enclosure Preventive Maintenance	Maintenance Supervisor
T-CH-FW-P-MT-404	1	7/6/2005	Contact Handled Waste Scales Preventive Maintenance	Maintenance Supervisor
T-CH-FW-P-MT-405	2	3/10/2006	Breathing Air Compressor System Preventive Maintenance	Maintenance Supervisor
T-CH-FW-P-MT-406	0	7/21/2005	Water Mist System Preventive Maintenance	Project Manager/Deputy Project Manager
T-CH-FW-P-MT-410	0	1/6/2005	Glovebox Station 1 Drum Crusher Preventive Maintenance	Maintenance Supervisor
T-CH-FW-P-MT-411	0	1/6/2005	Glovebox Station 5 Waste Compactor Preventive Maintenance	Maintenance Supervisor
T-CH-FW-P-OP-001	10	5/8/2006	Receipt of Contact Handled Solid Waste to Contact Handled Staging Area	Operations Manager
T-CH-FW-P-OP-002	7	6/27/2006	Contact Handled Staging Area Operations	Operations Manager

Wednesday, September 20, 2006 11:52:58 AM

rpiDocumentExcludesVendor



*Attachment C: Intellectual Property Documents Report*

Document #	Rev.	Rev. Date	Document Name	Doc. Owner
<b>Procedures</b>				
<b>CH</b>				
T-CH-FW-P-OP-003	5	4/19/2006	Box Breakdown Area Operations	Waste Operation Lead
T-CH-FW-P-OP-004	6	4/19/2006	Glove Box Operations	Waste Operation Lead
T-CH-FW-P-OP-005	4	8/10/2006	F-213 Filler Replacement	Waste Operation Lead
T-CH-FW-P-OP-006	4	8/30/2006	Return Transfer to DOE	Operations Manager
T-CH-FW-P-OP-007	5	4/26/2005	Certification of Waste Packages for WIPP	Operations Manager
T-CH-FW-P-OP-008	2	2/13/2006	BBA and GB dP Requirements/Ventilation	Waste Operation Lead
T-CH-FW-P-OP-009	3	9/11/2006	Breathing Air Compressor System	Operations Manager
T-CH-FW-P-OP-010	2	10/7/2005	Water Mist Fire Protection System	Project Manager/Deputy Project Manager
T-CH-FW-P-OP-011	8	5/25/2006	Drum Bag In/Bag Out & Glove Ports	Operations Manager
T-CH-FW-P-OP-013	5	11/17/2005	Visual Examination Technique	Operations Manager
T-CH-FW-P-OP-014	4	9/14/2006	CH Waste and Activity Inventory Control	Operations Manager
T-CH-FW-P-OP-015	0	10/7/2005	Temperature Data Logger Operation	Waste Operation Lead
T-CH-FW-P-OP-019	4	5/3/2006	Non-Destructive Assay, Non-Destructive Examination, & Head Space Gas Operations, And Summa Sampling Training Program Description	Project Manager
T-CH-FW-P-OP-020	4	5/4/2006	Operations Training Program Description	Operations Manager
T-CH-FW-P-OP-021	4	4/27/2006	Visual Examination to Confirm Radiography	Operations Manager
T-CH-FW-P-OP-022	4	4/19/2006	Non-Complaint Containers	Operations Manager
T-CH-FW-P-OP-030	2	5/4/2006	Visual Examination in Lieu of Radiography	Operations Manager
T-CH-FW-P-OP-033	0	8/30/2006	Continuous Flow Breathing Air Purifier	Operations Manager
T-CH-FW-P-PC-001	1	4/19/2006	Procurement of WIPP Items and Services	Site Project Manager
<b>CM</b>				
T-CM-FW-P-AD-001	0	10/2/2000	PO-1, Project Management Planning	Project Manager
T-CM-FW-P-AD-027	7	5/8/2006	Personnel Qualification and Training	Training Manager
T-CM-FW-P-AD-034	1	10/15/2004	Project Personnel Exit Interviews	Project Manager
T-CM-FW-P-AD-035	3	3/23/2006	Subcontractor Document Control	Design Manager
T-CM-FW-P-AD-036	1	10/8/2005	Change Management	Project Manager
T-CM-FW-P-AD-037	5	6/16/2003	Unreviewed Safety Question Process	Project Manager
T-CM-FW-P-AD-038	2	2/22/2004	Occurrence Reporting	Project Manager
T-CM-FW-P-AD-039	3	12/28/2004	Graded Approach	Project Manager

**Attachment C: Intellectual Property Documents Report**

Document #	Rev.	Rev. Date	Document Name	Doc. Owner
<b>Procedures</b>				
<b>CM</b>				
T-CM-FW-P-AD-041	8	12/28/2005	Nonconformance Control	ESH&Q Mgr.
T-CM-FW-P-AD-042	5	12/28/2005	Corrective Action	ESH&Q Mgr.
T-CM-FW-P-AD-043	5	1/23/2006	Work Suspension and Restart	ESH&Q Mgr.
T-CM-FW-P-AD-046	2	1/4/2006	Lessons Learned	QA Manager
T-CM-FW-P-AD-047	3	12/30/2004	Evaluation and Reporting of Potential Price-Anderson Amendments Act Noncompliances (PAAA)	QA Manager
T-CM-FW-P-AD-048	7	2/28/2006	Issues Tracking Procedure	ESH&Q Mgr.
T-CM-FW-P-AD-049	5	4/5/2006	Project Files and Records Management	Records Manager
T-CM-FW-P-AD-059	5	4/19/2006	Controlled Document Distribution	Records Manager
T-CM-FW-P-AD-060	6	2/21/2006	Management Assessment	ESH&Q Mgr.
T-CM-FW-P-AD-061	4	3/27/2006	Project Plans and Procedures	ESH&Q Mgr.
T-CM-FW-P-EG-001	0	3/13/1998	ENG-1, General Procedure for Professional Activities	Project Manager
T-CM-FW-P-EG-002	0	3/13/1998	ENG-2, Engineering Interface	Project Manager
T-CM-FW-P-EG-003	0	9/2/1999	ENG-3, Developing & Issuing Engineering Documents	Project Manager
T-CM-FW-P-EG-005	0	9/2/1999	ENG-5, Design Classification Levels & Project Engineering Reviews	Project Manager
T-CM-FW-P-EG-006	0	9/2/1999	ENG-6, Preparation of Calculations	Project Manager
T-CM-FW-P-EG-007	0	9/2/1999	ENG-7, Design Verification	Project Manager
T-CM-FW-P-EG-008	0	3/13/1998	ENG-8, Record Drawings	Project Manager
T-CM-FW-P-EG-009	0	9/2/1999	ENG-10, Training in Engineering Procedures	Project Manager
T-CM-FW-P-EM-100	0	6/29/2006	Emergency Events	Operations Manager
T-CM-FW-P-EM-101	1	8/15/2006	Atypical Events	Operations Manager
T-CM-FW-P-EM-102	0	6/30/2006	Conduct of Drills	ESH&Q Mgr.
T-CM-FW-P-EN-002	0	12/8/2005	Environmental Assessments	Environmental Permitting & Programs Manager
T-CM-FW-P-IS-001	1	10/31/2003	Light Vehicle Operation	H&S Officer
T-CM-FW-P-IS-002	2	10/4/2005	Equipment Operation	H&S Officer
T-CM-FW-P-IS-003	0	9/23/2002	General Employee and Visitor Training	H&S Officer
T-CM-FW-P-IS-004	1	6/30/2004	Hazard Communication	H&S Officer
T-CM-FW-P-IS-005	1	2/7/2006	Compressed Gases	H&S Officer

*Attachment C: Intellectual Property Documents Report*

Document #	Rev.	Rev. Date	Document Name	Doc. Owner
<b>Procedures</b>				
<b>CM</b>				
T-CM-FW-P-IS-006	1	11/4/2002	Safety/Committee Meetings	H&S Officer
T-CM-FW-P-IS-007	3	6/28/2004	Activity Hazards Analysis	H&S Officer
T-CM-FW-P-IS-008	3	4/10/2006	Electrical Safety	H&S Officer
T-CM-FW-P-IS-009	8	3/9/2006	Inspections	H&S Officer
T-CM-FW-P-IS-010	0	11/4/2002	Industrial Hygiene Monitoring	H&S Officer
T-CM-FW-P-IS-011	0	9/23/2002	EHS Recordkeeping	H&S Officer
T-CM-FW-P-IS-012	2	6/20/2006	Powered Industrial Trucks	H&S Officer
T-CM-FW-P-IS-013	1	7/25/2005	Medical Services and Bloodborne Pathogens Program	H&S Officer
T-CM-FW-P-IS-014	0	9/23/2002	Posting and Labeling	H&S Officer
T-CM-FW-P-IS-015	1	6/4/2004	Incident Reporting and Investigation	H&S Officer
T-CM-FW-P-IS-016	0	9/20/2002	Materials Handling	H&S Officer
T-CM-FW-P-IS-017	0	10/3/2002	Personal Protective Equipment	H&S Officer
T-CM-FW-P-IS-018	3	11/7/2005	Fire Prevention	ESH&Q Mgr.
T-CM-FW-P-IS-019	2	11/7/2005	Lock-out/Tag-Out	ESH&Q Mgr.
T-CM-FW-P-IS-021	3	2/7/2006	Hot Work	H&S Officer
T-CM-FW-P-IS-022	2	11/11/2003	Confined Space Entry	H&S Officer
T-CM-FW-P-IS-023	0	9/23/2002	Scaffolding	H&S Officer
T-CM-FW-P-IS-024	1	12/28/2005	Fall Protection	H&S Officer
T-CM-FW-P-IS-025	3	7/21/2005	Hoisting and Rigging	H&S Officer
T-CM-FW-P-IS-026	0	10/7/2002	Hearing Conservation	H&S Officer
T-CM-FW-P-IS-027	1	4/29/2003	Respiratory Protection	H&S Officer
T-CM-FW-P-IS-039	0	9/23/2002	Hand and Portable Power Tools	H&S Officer
T-CM-FW-P-MT-001	1	3/21/2005	Preventive Maintenance of Idle Equipment	Operations Manager
T-CM-FW-P-MT-003	5	2/7/2006	Waste Processing Facility Building and Structure Preventive Maintenance	Maintenance Supervisor
T-CM-FW-P-MT-005	6	8/10/2006	Hoists, Cranes, and Rigging Preventive Maintenance	Maintenance Supervisor
T-CM-FW-P-MT-007	0	6/9/2003	Post Maintenance/Extended Downtime Insulation Resistance Testing	Maintenance Supervisor
T-CM-FW-P-MT-012	5	4/22/2004	Emergency Equipment Preventive Maintenance	Maintenance Supervisor

*Attachment C: Intellectual Property Documents Report*

<i>Document #</i>	<i>Rev.</i>	<i>Rev. Date</i>	<i>Document Name</i>	<i>Doc. Owner</i>
<b>Procedures</b>				
<b>CM</b>				
T-CM-FW-P-MT-506	5	10/17/2005	Main Building Ventilation Systems Preventive Maintenance	Operations Manager
T-CM-FW-P-MT-512	6	8/23/2006	Fire Detection and Suppression System Preventive Maintenance	Operations Manager
T-CM-FW-P-OP-003	2	2/7/2006	Control of Process Bldg. Doors	Operations Manager
T-CM-FW-P-OP-010	7	12/15/2005	Waste Processing Facility Conduct of Operations	Operations Manager
T-CM-FW-P-OP-011	4	6/12/2006	Programmable Logic Controller and Human Machine Interface Operations Procedure	Operations Manager
T-CM-FW-P-OP-012	1	9/5/2003	Employee Notification System	Waste Operation Lead
T-CM-FW-P-OP-013	9	6/29/2006	Emergency/Atypical Events	Operations Manager
T-CM-FW-P-OP-110	0	5/18/2005	Waste Container Handling	Transportation Manager
T-CM-FW-P-OP-404	8	1/4/2006	Waste Transportation	Transportation Manager
T-CM-FW-P-OP-406	0	6/27/2003	Verification and Validation Guidance for Operations Procedures	QA Manager
T-CM-FW-P-OP-407	1	11/9/2005	Temporary Modifications	Waste Operation Lead
T-CM-FW-P-PC-002	0	6/8/2006	Procurement of Items and Services	Procurement Manager
T-CM-FW-P-PC-300	0	10/7/1998	PD-300, Commercial Procurement	Project Manager
T-CM-FW-P-PC-400	0	1/4/2001	PD-400, Procurement Overview	Project Manager
T-CM-FW-P-PC-401	0	12/4/2000	PD-401, Acquisition Planning	Project Manager
T-CM-FW-P-PC-402	0	10/2/2000	PD-402, Solicitation Evaluation	Project Manager
T-CM-FW-P-PC-403	0	12/13/2000	PD-403, Procurement Administration - Project Execution	Project Manager
T-CM-FW-P-PC-404	0	12/11/2001	PD-404, Procurement Closeout	Project Manager
T-CM-FW-P-PC-405	0	8/4/2000	PD-400-1, Standards of Conduct, Procurement Integrity & Anti-Kickback	Project Manager
T-CM-FW-P-PC-406	0	10/24/2000	PD-400-4, Unauthorized Commitments & Ratifications	Project Manager
T-CM-FW-P-PC-407	0	8/4/2000	PD-401-4, Use of Contract Types	Project Manager
T-CM-FW-P-PC-408	0	1/17/2001	PD-402-1, Cost & Price Analysis	Project Manager
T-CM-FW-P-PP-001	0	9/28/2000	PP-14, Substance Abuse Program	Project Manager
T-CM-FW-P-QA-004	2	1/13/2006	Material Receipt Inspection	QA Manager
T-CM-FW-P-QA-005	6	2/21/2006	Surveillances	QA Manager
T-CM-FW-P-QA-016	3	2/21/2006	Control of Measuring & Test Equipment	QA Manager
T-CM-FW-P-QA-018	4	2/21/2006	Assessment Planning	QA Manager
Wednesday, September 20, 2006 11:52:58 AM				rptDocumentExcludesVendor

**Attachment C: Intellectual Property Documents Report**

Document #	Rev.	Rev. Date	Document Name	Doc. Owner
<b>Procedures</b>				
<b>CM</b>				
T-CM-FW-P-QA-020	2	3/8/2006	Independent Assessment	QA Manager
T-CM-FW-P-RP-301	4	6/10/2005	External Dosimetry Program	Radiological Control Officer
T-CM-FW-P-RP-302	2	3/22/2006	Internal Dosimetry Program	Radiological Control Officer
T-CM-FW-P-RP-305	1	1/13/2006	Sealed Radioactive Source Control	Radiological Control Officer
T-CM-FW-P-RP-306	2	1/20/2004	Radiation/Contamination Surveys	Radiological Control Officer
T-CM-FW-P-RP-307	7	7/27/2006	Radiological Air Monitoring	Radiological Control Officer
T-CM-FW-P-RP-309	9	8/15/2006	Environmental Permits - Inspections/Monitoring and Reporting	Environmental Programs & Permitting Manager
T-CM-FW-P-RP-310	3	2/10/2005	DOT Shipment Surveys	Radiological Control Officer
T-CM-FW-P-RP-312	2	5/11/2005	Instrument Use, Calibration, and Daily Checks	Radiological Control Officer
T-CM-FW-P-RP-313	1	1/15/2004	Radiological Work Permits	Radiological Control Officer
T-CM-FW-P-RP-314	3	11/23/2005	Personnel Decontamination and Skin Dose Calculation	Radiological Control Officer
T-CM-FW-P-RP-316	3	11/6/2003	Radiological Worker Training	Radiological Control Officer
T-CM-FW-P-RP-317	4	3/16/2006	Radiological Control Technician Training	Radiological Control Officer
T-CM-FW-P-RP-318	3	5/24/2005	As Low As Reasonably Achievable (ALARA) Program	Radiological Control Officer
T-CM-FW-P-RP-319	1	9/27/2002	Radiological Posting and Labeling	Radiological Control Officer
T-CM-FW-P-RP-320	1	9/12/2003	Dose Reporting and Records	Radiological Control Officer
T-CM-FW-P-RP-321	1	10/6/2003	Radiological Protection Records	Radiological Control Officer
T-CM-FW-P-RP-322	3	2/10/2005	Contamination Control	Radiological Control Officer
T-CM-FW-P-RP-324	3	9/11/2003	Operation of the Personnel Contamination Monitor	Radiological Control Officer
T-CM-FW-P-RP-325	3	3/11/2005	Beta Continuous Air Monitor Operation	Radiological Control Officer
T-CM-FW-P-RP-326	1	9/11/2003	Area Radiation Monitor Operation	Radiological Control Officer
T-CM-FW-P-RP-327	4	2/3/2006	Low Background Counter Operation	Radiological Control Officer
T-CM-FW-P-RP-328	0	3/3/2003	Operation of the Alpha/Beta Smear Counter	Radiological Control Officer
T-CM-FW-P-RP-329	1	12/18/2003	Electronic Dosimetry System Operation	Radiological Control Officer
T-CM-FW-P-RP-330	4	2/22/2005	Alpha Continuous Air Monitor Operation	Radiological Control Officer
T-CM-FW-P-RP-331	2	9/11/2003	RadNet Operation	Radiological Control Officer
T-CM-FW-P-RP-332	2	2/3/2006	Operation of the Ludlum Model 3030E Alpha- Beta Sample Counter	Radiological Control Officer

*Attachment C: Intellectual Property Documents Report*

Document #	Rev.	Rev. Date	Document Name	Doc. Owner
<b>Procedures</b>				
<b>CM</b>				
T-CM-FW-P-WD-001	0	10/31/2001	Filler Metal Control	Design Manager
T-CM-FW-P-WD-002	0	10/31/2001	Gas Tungsten Arc Welding (GTAW) General Welding Procedure	Design Manager
T-CM-FW-P-WD-003	2	12/20/2002	Welding Procedure Specifications and Procedure Qualification Records	Design Manager
T-CM-FW-P-WD-004	0	12/30/2001	Shielded Metal Arc Welding (SMAW) General Welding Procedure	Design Manager
<b>LL</b>				
T-LL-FW-P-OP-001	1	1/9/2006	Low Level Waste Tracking	Waste Operation Lead
<b>SN</b>				
T-SN-FW-P-MT-100	6	6/29/2006	Supernate Transfer Pipe Secondary Containment Pressure Indicating Transmitter Preventive Maintenance	Maintenance Supervisor
T-SN-FW-P-OP-113	1	1/13/2004	F-202 Evaporator Filter Replacement	Waste Operation Lead
<b>UT</b>				
T-UT-FW-P-MT-505	8	8/21/2006	Diesel Generator Preventive Maintenance	Maintenance Supervisor
T-UT-FW-P-MT-507	2	1/13/2004	Uninterruptible Power Supply Preventive Maintenance	Maintenance Supervisor
T-UT-FW-P-OP-500	4	6/29/2006	Environmental Chilled Water System and Air Handling Units	Operations Manager
T-UT-FW-P-OP-501	4	6/12/2006	Process Chill Water System	Operations Manager
T-UT-FW-P-OP-502	6	7/19/2005	Plant and Instrument Air Systems	Waste Operation Lead
T-UT-FW-P-OP-503	5	6/29/2006	Water Supply System	Operations Manager
T-UT-FW-P-OP-505	5	11/18/2004	Diesel Generator System	Waste Operation Lead
T-UT-FW-P-OP-506	8	9/16/2005	Main Building Ventilation and HEPA Systems	Operations Manager
T-UT-FW-P-OP-507	3	6/29/2006	Uninterruptible Power Supply	Operations Manager
T-UT-FW-P-OP-508	4	7/13/2006	HVAC Duct Heaters	Operations Manager
T-UT-FW-P-OP-509	3	7/11/2006	Vertical Reciprocating Conveyor Operation	Operations Manager
T-UT-FW-P-OP-511	1	9/19/2003	Motor Control Center Operations and Electrical Distribution	Operations Manager
T-UT-FW-P-OP-512	5	11/1/2004	Fire Suppression System	Operations Manager
T-UT-FW-P-OP-516	3	8/16/2006	Main Building Ventilation HEPA Filter Changeout	Operations Manager

**Reports**

**Attachment C: Intellectual Property Documents Report**

Document #	Rev.	Rev. Date	Document Name	Doc. Owner
<b>Reports</b>				
<b>BB</b>				
T-BB-FW-R-EG-001	0	12/28/2005	BBA & CHSA Door Airflow Direction Test Report	Design Manager
T-BB-FW-R-IC-001	0	6/20/2005	Breathing Air System Evaluation of CO Monitor High Pressure Protection	
<b>CH</b>				
T-CH-FW-R-AD-001	0	6/16/2005	Glove Box Design Basis Fire Impacts Analysis on Main Building Ventilation HEPA Trains	Deputy Project Manager
T-CH-FW-R-AD-002	1	11/14/2005	Crosswalk - Documented Safety Analysis, Rev. 10	Operations Manager
T-CH-FW-R-AD-004	1	6/5/2006	Technical Safety Requirements/Procedure Matrix, Rev. 10	Operations Manager
T-CH-FW-R-OP-001	2	10/7/2005	Determination of Training Requirements for Contact Handled Solid Waste Operations	Operations Manager
T-CH-FW-R-OP-002	1	10/20/2005	Determination of Training Requirement for NDE, NDA and HSG	Operations Manager
T-CH-FW-R-OP-003	0	9/20/2005	Inventory Control Spreadsheet (ICS) Functional Design, Verification, and Validations Document	Operations Manager
T-CH-FW-R-OP-004	0	8/31/2006	Inventory Control Spreadsheet (ICS) Ver. 2 Verification & Validation Document	Operations Manager
<b>CM</b>				
T-CM-FW-R-AD-001	11	1/31/2006	Documented Safety Analysis (DSA)	Operations Manager
T-CM-FW-R-AD-002	6	4/20/2005	Fire Hazards Analysis Report	Project Manager
T-CM-FW-R-AD-003	1	7/28/2003	RAM	NOT IDENTIFIED
T-CM-FW-R-AD-004	0	2/9/2006	Management Assessment Package to Verify Implementation of DSA Rev. 11 and TSR Rev 10	Executive Vice President & General Manager
T-CM-FW-R-EG-002	0	10/18/2005	Instrument Calibration Self-Assessment	Design Manager
T-CM-FW-R-EG-003	0	8/17/2006	TRU Waste Process Building Room Volumes	Design Manager
T-CM-FW-R-IS-001	0	4/5/2006	Electrical Safety Awareness Investigation Report	Project Manager
T-CM-FW-R-ME-001	0	8/23/2005	HVAC Supply & Exhaust Damper Position Verification	
T-CM-FW-R-MT-001	0	8/17/2004	Main Building Ventilation Blower Grout Report	
T-CM-FW-R-OP-001	0	7/25/2005	Procedure Grading Matrix	
T-CM-FW-R-OP-002	0	6/14/2006	Critique for Waste Processing in the BBA	
T-CM-FW-R-SC-001	0	1/14/2004	Qualitative Evaluation of Selected Cracks in the Process Building	

*Attachment C: Intellectual Property Documents Report*

Document #	Rev.	Rev. Date	Document Name	Doc. Owner
<b>Reports</b>				
<b>GB</b>				
T-GB-FW-R-EG-001	0	10/11/2005	Glovebox Pressure Test Report	Design Manager
<b>SN</b>				
T-SN-FW-R-AD-001	0	10/23/2003	CORR Final Report for Supemate Process	
T-SN-FW-R-OP-001	0	5/27/2003	Determination of Training Requirement for SN Operations	
T-SN-FW-R-RP-001	0	3/2/2004	Supernate Shield Survey Report	
T-SN-FW-R-TT-003	0	11/26/2003	Dryer Discharge Soak Demonstration Report	
<b>UT</b>				
T-UT-FW-R-EE-001	1	4/1/2003	Investigative Report TRU Alpha Project Boiler Electrical Short Circuit	NOT IDENTIFIED
T-UT-FW-R-EE-002	0	5/12/2003	Boiler Control Panel Incidents at the Foster Wheeler TRU/Alpha LLW Treatment Project in March and April 2003	Quality Director
T-UT-FW-R-EE-003	0	5/19/2003	Investigative Report: Boiler Control Cabinet Faults at the TRU/Alpha LLW Treatment Project in March and April of 2003	Quality Director
T-UT-FW-R-EE-004	0	5/22/2003	Fault Tree and Causal Factor Chart for the Investigation of the Boiler Control Panel Incidents at the Foster Wheeler TRU/Alpha LLW Treatment Project in March and April of 2003	Quality Director
T-UT-FW-R-EE-005	0	8/18/2003	Surrogate Waste Spill from F-202	Project Manager
<b>Sketches</b>				
<b>BB</b>				
T-BB-FW-K-ME-001	0	7/26/2005	Bulkhead Union Washer	Design Manager
T-BB-FW-K-ME-002	1	12/14/2005	BBA Sorting Table Workstation	Design Engineer
T-BB-FW-K-ME-003	0	2/23/2006	BBA Breathing Air Hose Hanger	Design Engineer
T-BB-FW-K-ME-005 sheet 1	0	1/3/2006	BBA Drum Delidding Hood	Design Manager
<b>CH</b>				
T-CH-FW-K-ME-001	0	1/19/2006	HSGS H2 Main Supply Cylinder, Receipt Inspection Fixture	Design Manager
<b>CM</b>				
T-CM-FW-K-AR-001 sheet 1	0	7/26/2002	1st FLOOR PLAN REMOTE VIEWING SYSTEM EQUIPMENT LOCATIONS	Design Manager
T-CM-FW-K-AR-002 sheet 1	0	7/26/2002	2nd FLOOR PLAN REMOTE VIEWING SYSTEM EQUIPMENT LOCATIONS	Design Manager



**Attachment C: Intellectual Property Documents Report**

Document #	Rev.	Rev. Date	Document Name	Doc. Owner
<b>Sketches</b>				
<b>CM</b>				
T-CM-FW-K-AR-003 sheet 1	0	7/26/2002	3rd Floor Plan Remote Viewing System Equipment Locations	Design Manager
T-CM-FW-K-CE-001	0	1/20/2006	Bldg. 7880Q - Holding Tank Installation Details	Design Manager
T-CM-FW-K-IC-003 sheet 1	0	6/20/2003	LOW LEVEL WASTE LINER THERMOCOUPLE DETAILS	Design Manager
T-CM-FW-K-ME-001	0	12/12/2005	RD2-01 Infiltration Barrier	Design Engineer
T-CM-FW-K-ME-006 sheet 1	0	1/14/2003	PENETRATIONS FOR MEASURING ROOM PRESSURE DIFFERENTIALS	Design Manager
T-CM-FW-K-ME-009 sheet 1	1	8/19/2003	ISOMETRIC - STEAM SYSTEM BACK-UP BOILER TIE IN	Design Manager
T-CM-FW-K-ME-010 sheet 1	0	5/23/2003	BACK-UP BOILER MAKE-UP WATER CONNECTION	Design Manager
T-CM-FW-K-ME-011 sheet 1	0	5/23/2003	BACK-UP BOILER BLOWDOWN CONNECTION	Design Manager
T-CM-FW-K-ME-012 sheet 1	0	5/23/2003	BACK-UP BOILER CONDENSATE RETURN CONNECTION	Design Manager
T-CM-FW-K-ME-214 sheet 1	0	4/2/2004	PIPE REMOVAL DRAWING BOILER VENT LINE RECONFIGURATION. *DRAWING IS 5 SHEETS, 4 OF WHICH WERE PREVIOUSLY ISSUED AS DIFFERENT #. ALL 5 SHEETS ARE TO BE CONSIDERED ONE PACKET OR SKETCH	Design Manager
T-CM-FW-K-ME-215 sheet 1	0	8/26/2004	Boiler Building Fans & Louvers	Design Manager
T-CM-FW-K-ME-216	0	1/26/2006	Building 7880Q - Holding Tank Piping Schematic	Design Manager
T-CM-FW-K-SS-001 sheet 1	1	1/16/2002	PROCESS BUILDING STAIR TWR LANDING & WALKWAY	Design Manager
T-CM-FW-K-SS-001 sheet 2	1	1/16/2002	PROCESS BUILDING STAIR TWR LANDING & WALKWAY	Design Manager
T-CM-FW-K-SS-006 sheet 1	0	8/1/2003	LOW LEVEL WASTE LINER OVERWEIGHT LINER LIFT DEVICE	Design Manager
<b>GB</b>				
T-GB-FW-K-ME-001	3	12/21/2005	CH Glovebox Drumout Port Glove Bag	Design Manager
<b>HC</b>				
T-HC-FW-K-ME-001	0	11/22/2005	XYZ Crane Lift Rigging Stages	Design Engineer
T-HC-FW-K-ME-003	0	2/19/2003	Hot Cell Positioning Crane Coverage	Design Engineer
T-HC-FW-K-ME-101	0	3/7/2001	RH Cask Overpack Liner	Design Manager
<b>SN</b>				

**Attachment C: Intellectual Property Documents Report**

Document #	Rev.	Rev. Date	Document Name	Doc. Owner
<b>Sketches</b>				
<b>SN</b>				
T-SN-FW-K-ME-107 sheet 1	0	1/2/2003	DRIED SUPERNATE SAMPLER CARRIER PIPE WELD REPAIR	Design Manager
T-SN-FW-K-ME-110 sheet 1	2	9/12/2003	BASIC SN PROCESS FLOW DIAGRAM	Design Manager
T-SN-FW-K-ME-114 sheet 1	0	6/13/2003	LLW LINER INTERNAL THEROMOCOUPLE STAND	Design Manager
T-SN-FW-K-ME-115 sheet 1	0	6/13/2003	ORIFICE PLATE - 1 TOTAL MATERIAL - 303 SERIES STEEL	Design Manager
T-SN-FW-K-ME-115 sheet 2	0	6/13/2003	ORIFICE PLATE - 1 TOTAL MATERIAL - 303 SERIES STEEL	Design Manager
T-SN-FW-K-ME-116 sheet 1	0	10/1/2003	SUPERNATE / SLUDGE DRYER STUFFING BOX DRIVE END	Design Manager
T-SN-FW-K-ME-118 sheet 1	0	10/1/2003	SUPERNATE / SLUDGE DRYER STUFFING BOX IDLER END	Design Manager
T-SN-FW-K-ME-120 sheet 1	0	4/23/2004	MK II LOW LEVEL WASTE LINER INTERNAL VOLUME	Design Manager
T-SN-FW-K-ME-121 sheet 1	0	6/8/2004	PUMPS P-601, P-112A & P-112B SEAL FLUID CONNECTION DETAILS	Design Manager
T-SN-FW-K-ME-123 sheet 1	1	8/18/2004	MKII LOW LEVEL WASTE LINER DAW OPTION	Design Manager

**Specifications**

<b>BB</b>				
T-BB-FW-S-IC-001	0	1/21/2003	Differential Pressure Indicators	Design Manager
T-BB-FW-S-IC-002	0	10/16/2003	Differential Pressure Transmitters	Design Manager
T-BB-FW-S-IC-003	0	6/1/2005	Pressure Relief Valves for Emergency Breathing Air Piplng	Design Manager
T-BB-FW-S-IC-019	1	7/7/2005	BAS Carbon Monoxide Monitor	Design Manager
T-BB-FW-S-ME-001	4	8/11/2005	Box Breakdown Area Enclosure	Design Manager
T-BB-FW-S-ME-003	0	5/11/2001	Boxes Transporters	Design Manager
T-BB-FW-S-ME-004	0	2/11/2003	Breathing Air Purification System	Design Manager
T-BB-FW-S-ME-005	0	2/11/2003	Breathing Air Compressor	Design Manager
T-BB-FW-S-ME-006	1	5/9/2003	Breathing Air System	Design Manager
T-BB-FW-S-ME-007	5	6/19/2006	BAS Emergency Air Bottle Regulator	
T-BB-FW-S-ME-008	1	5/23/2005	BAS Air Line Bleed Valve	Design Manager
T-BB-FW-S-ME-009	1	5/23/2005	BAS Emergency Air Line Relief Valve	Design Manager
T-BB-FW-S-ME-010	1	5/23/2005	BAS Emergency Tank Isolation Valves	Design Manager

*Attachment C: Intellectual Property Documents Report*

<i>Document #</i>	<i>Rev.</i>	<i>Rev. Date</i>	<i>Document Name</i>	<i>Doc. Owner</i>
<b>Specifications</b>				
<b>BB</b>				
T-BB-FW-S-ME-011	2	7/25/2005	BAS Hood Supply Air Line Isolation Valve	Design Manager
T-BB-FW-S-ME-012	2	7/6/2005	BAS Air Line Regulator (Control Point)	Design Manager
T-BB-FW-S-ME-013	2	2/22/2006	BAS Emergency Breathing Air Tank Hose (pigtail)	Design Manager
T-BB-FW-S-ME-014	1	5/23/2005	In-Line Check Valve	Design Manager
T-BB-FW-S-ME-015	0	5/3/2005	BAS CO Monitor Air Line Relief Valve	Design Manager
T-BB-FW-S-ME-016	1	3/11/2005	BBA Inner Personnel Airlock	Design Manager
T-BB-FW-S-ME-017	1	6/19/2006	BAS Air Line Regulator (Control Point)	
T-BB-FW-S-ME-018	0	7/12/2005	BAS Emergency Breathing Air H. P. Cylinder Hose (Pigtail)	Design Manager
T-BB-FW-S-ME-019	1	12/14/2005	BBA Sorting Table Work Station	Design Engineer
T-BB-FW-S-ME-020	0	3/29/2006	Continuous Flow Breathing Air Purifier	Design Manager
T-BB-FW-S-ME-101	0	2/25/2003	Metal Cutting Circular Saw	Design Manager
T-BB-FW-S-PR-001	0	3/21/2005	Grade D Breathing Air Cylinders	Design Manager
T-BB-FW-S-PR-002	0	3/21/2005	Carbon Monoxide Calibration Kit and Adapter	Design Manager
T-BB-FW-S-PR-003	1	7/8/2005	BBA Breathing Air System Sampling Test Kit and Analysis	Design Manager
T-BB-FW-S-SS-001	0	8/8/2006	BBA (Room 213) Hoist & Trolley	Design Manager
T-BB-FW-S-SS-002	0	9/6/2006	BBA Dynamometer	Design Manager
<b>CH</b>				
T-CH-FW-S-EE-001	1	11/15/2005	Heating/Insulating Gas Cylinder Jacket	Design Engineer
T-CH-FW-S-IC-001	0	3/11/2005	CH CCTV Audio Visual System	Design Manager
T-CH-FW-S-IC-002	0	3/11/2005	CH CCTV Audio Visual System Datasheet	Design Manager
T-CH-FW-S-IC-003	0	3/11/2005	CH- CCTV Audio Visual System - Pan / Tilt / Zoom CCTV Color Cameras	Design Manager
T-CH-FW-S-IC-004	0	3/11/2005	CH- CCTV Audio Visual System - VHS VCR Decks	Design Manager
T-CH-FW-S-IC-005	0	3/11/2005	CH- CCTV Audio Visual System - Time Lapse VHS VCR	Design Manager
T-CH-FW-S-IC-006	0	3/11/2005	CH- CCTV Audio Visual System - Microphones	Design Manager
T-CH-FW-S-IC-007	0	3/11/2005	CH- CCTV Audio Visual System - Audio Mixer	Design Manager
T-CH-FW-S-IC-008	0	3/11/2005	CH- CCTV Audio Visual System - Video Matrix Switcher / Controller	Design Manager

**Attachment C: Intellectual Property Documents Report**

Document #	Rev.	Rev. Date	Document Name	Doc. Owner
<b>Specifications</b>				
<b>CH</b>				
T-CH-FW-S-IC-009	0	3/11/2005	CH- CCTV Audio Visual System - Color Quad Video Processor	Design Manager
T-CH-FW-S-IC-010	0	3/11/2005	CH- CCTV Audio Visual System - 19-Inch CCTV Color Monitor	Design Manager
T-CH-FW-S-IC-011	0	3/11/2005	CH- CCTV Audio Visual System - 5-Inch LCD CCTV Color Monitor	Design Manager
T-CH-FW-S-IC-012	0	3/11/2005	CH- CCTV Audio Visual System - Video Editing Computer	Design Manager
T-CH-FW-S-IC-013	0	3/11/2005	CH- CCTV Audio Visual System - 19-Inch LCD Computer Color Monitor	Design Manager
T-CH-FW-S-IC-015	1	4/27/2005	BBA Communication System	Design Manager
T-CH-FW-S-IC-016	1	4/27/2005	BBA Communication System	Design Manager
T-CH-FW-S-IC-017	1	6/8/2005	Temperature Monitoring Data Logger and Software	Design Manager
T-CH-FW-S-IC-018	2	8/15/2005	Handheld Infrared Temperature Monitoring Indicator	Design Manager
T-CH-FW-S-IC-019	0	1/20/2006	Pressure Transmitters HSGS Hydrogen Supply	Design Manager
T-CH-FW-S-IC-020	0	1/20/2006	Pressure Transmitters HSGS Hydrogen Supply	Design Manager
T-CH-FW-S-IC-021	1	2/9/2006	HSGS Hydrogen Bottle Regulator	Design Manager
T-CH-FW-S-IC-022	1	3/13/2006	Pressure Relief for HSGS Hydrogen Supply	Design Manager
T-CH-FW-S-IC-023	0	1/20/2006	HSGS Hydrogen Supply Flowmeter	Design Manager
T-CH-FW-S-IC-024	1	5/8/2006	Electronic Pressure Indicator HSGS Hydrogen Supply	Design Manager
T-CH-FW-S-ME-001	0	12/3/2004	CHSA Electro-Hydraulic Lift Tables with Low Profile Gravity Turntable	Design Manager
T-CH-FW-S-ME-002	1	12/13/2004	Gravity Conveyor, CHSA/Process Building Interface	Design Manager
T-CH-FW-S-ME-003	0	12/3/2004	Gravity Conveyor, Drum Aging Enclosure	Design Manager
T-CH-FW-S-ME-004	0	12/3/2004	Gravity Conveyor, Head Space Gas Sampling	Design Manager
T-CH-FW-S-PR-050	0	3/8/2005	Tubing - Gas Chromatography	Design Manager
T-CH-FW-S-PR-051	0	12/15/2005	Daily Hydrogen Reservoir	Design Manager
T-CH-FW-S-SS-101	0	1/21/2004	Contact Handled Waste Storage Building (CHSB)	Design Manager
T-CH-FW-S-SS-102	3	7/22/2005	Contact Handled Staging Area Structure	Design Manager
T-CH-FW-S-WP-001	5	7/11/2006	55 Gallon Filtered Liner Bag for Stations 2, 3, 4, 5	Design Manager

**Attachment C: Intellectual Property Documents Report**

Document #	Rev.	Rev. Date	Document Name	Doc. Owner
<b>Specifications</b>				
<b>CH</b>				
T-CH-FW-S-WP-002	4	7/31/2006	55-Gallon, Filtered Liner Bag for Box Breakdown Area	Design Manager
T-CH-FW-S-WP-003	0	10/18/2005	WPP Records Protection Equipment (Fire King Cabinets)	Design Manager
T-CH-FW-S-WP-004	2	7/11/2006	85 Gallon Liner Bag for Station 1	Design Manager
T-CH-FW-S-WP-005	0	5/9/2006	Vinyl Electrical Tape	Design Manager
T-CH-FW-S-WP-006	1	5/23/2006	Fiber Tube Insert 55 Gallon Drum	Design Manager
T-CH-FW-S-WP-007	1	5/23/2006	Fiber Tube Insert 85 Gallon Drum	Design Manager
T-CH-FW-S-WP-008	0	5/9/2006	Six Inch Vinyl Dots	Design Manager
T-CH-FW-S-WP-009	0	5/9/2006	Standard Cable Ties	Design Manager
<b>CM</b>				
T-CM-FW-S-00-003	1	8/18/2004	Section 01330 Subcontractor Document Submittal Requirements	Design Engineer
T-CM-FW-S-00-004	0	8/18/2004	Section 00700 General Conditions	Design Manager
T-CM-FW-S-00-006	0	8/18/2004	Section 01560 Environmental Control	Design Manager
T-CM-FW-S-00-009	0	4/19/2001	Section 01781 Operation and Maintenance Data	Design Manager
T-CM-FW-S-AR-102	0	4/5/2002	Section 08320 Overhead Rollup Doors	Design Manager
T-CM-FW-S-AR-111	2	4/6/2002	Section 09901 Process Building Protective Coatings	Design Manager
T-CM-FW-S-AR-112	0	3/18/2003	Durable Strippable Coating for Contamination Control	Design Manager
T-CM-FW-S-AR-113	0	3/18/2003	Strippable Coating for Contamination Control	Design Manager
T-CM-FW-S-CE-101	0	12/1/2000	Section 02220 Site Demolition	Design Manager
T-CM-FW-S-CE-103	0	12/1/2000	Section 02230 Clearing and Grubbing	Design Manager
T-CM-FW-S-CE-106	3	10/25/2004	Section 02300 Earthwork	Design Manager
T-CM-FW-S-CE-107	2	3/22/2001	Section 02302 Excavation, Back-Filling and Compaction for Utilities	Design Manager
T-CM-FW-S-CE-110	0	12/1/2000	Section 02370 Slope Protection and Erosion Control	Design Manager
T-CM-FW-S-CE-112	0	12/1/2000	Section 02373 Separation/Filtration Geotextile	Design Manager
T-CM-FW-S-CE-115	0	3/7/2002	Water Distribution	Design Manager
T-CM-FW-S-CE-118	0	4/1/2002	Sanitary Sewer	Design Manager
T-CM-FW-S-CE-120	0	12/1/2000	Section 02621 Foundation Drainage System	Design Manager
T-CM-FW-S-CE-122	0	12/1/2000	Section 02630 Storm Drainage	Design Manager

*Attachment C: Intellectual Property Documents Report*

Document #	Rev.	Rev. Date	Document Name	Doc. Owner
<b>Specifications</b>				
<b>CM</b>				
T-CM-FW-S-CE-124	1	3/22/2001	Section 02722 Aggregate	Design Manager
T-CM-FW-S-CE-126	1	3/22/2001	Section 02731 Aggregate Surface Course	Design Manager
T-CM-FW-S-CE-128	2	10/25/2004	Section 02745 Asphaltic Concrete Paving	Design Manager
T-CM-FW-S-CE-131	0	12/1/2000	Section 02924 Seeding	Design Manager
T-CM-FW-S-EE-031	0	4/30/2001	Section 16111 Conduit and Electrical Fittings	Design Manager
T-CM-FW-S-EE-033	0	4/30/2001	Section 16120 Building Wire & Cable 600V and Below	Design Manager
T-CM-FW-S-EE-037	0	4/30/2001	Section 16131 Boxes	Design Manager
T-CM-FW-S-EE-042	0	4/30/2001	Section 16191 Supporting Devices	Design Manager
T-CM-FW-S-EE-044	0	4/30/2001	Section 16441 Disconnect Switches	Design Manager
T-CM-FW-S-EE-045	1	12/15/2004	Section 16450 Secondary Grounding	Design Manager
T-CM-FW-S-EE-101	1	5/22/2001	Facility Switchgear and Motor Control Center	Design Manager
T-CM-FW-S-EE-102	2	12/19/2001	Packaged Standby Diesel Generator	Design Manager
T-CM-FW-S-EE-103	1	1/29/2002	Uninterruptible Power Supply	Design Manager
T-CM-FW-S-EE-104	0	5/30/2002	Electrical Heat Trace Components	Design Manager
T-CM-FW-S-FP-001	1	7/18/2003	Section 15330 Automatic Sprinkler System	Design Manager
T-CM-FW-S-FP-002	1	7/23/2005	Section 15340 Water Mist Fire Protection Systems	Design Manager
T-CM-FW-S-FP-003	0	9/10/2002	Heated Enclosure for Fire Protection Backflow Preventer	Design Manager
T-CM-FW-S-FP-005	1	5/8/2006	Water Mist System Pressure Gauges	Design Manager
T-CM-FW-S-HP-001	2	1/8/2002	Continuous Air Monitors	Design Manager
T-CM-FW-S-HP-002	3	3/22/2002	Area Radiation Monitors	Design Manager
T-CM-FW-S-HP-003	1	7/10/2002	Electronic Dosimetry and Records System	Design Manager
T-CM-FW-S-HP-004	1	2/20/2002	Personnel Contamination Monitors	Design Manager
T-CM-FW-S-HP-005	0	3/13/2002	Stack Sampling Components	Design Manager
T-CM-FW-S-HP-006	1	2/19/2002	Data Sheet - Environmental Gamma Dose Rate Survey Instrument	Design Manager
T-CM-FW-S-HP-007	1	2/19/2002	Data Sheet - Low Range Gamma	Design Manager
T-CM-FW-S-HP-008	0	12/20/2001	Data Sheet - High Range Gamma Survey Instrument	Design Manager
T-CM-FW-S-HP-009	2	2/11/2004	Data Sheet - Beta and Gamma Contamination Survey Instrument	Design Manager

*Attachment C: Intellectual Property Documents Report*

<i>Document #</i>	<i>Rev.</i>	<i>Rev. Date</i>	<i>Document Name</i>	<i>Doc. Owner</i>
<b>Specifications</b>				
<b>CM</b>				
T-CM-FW-S-HP-010	1	2/19/2002	Data Sheet - Alpha and Beta Smear Counter	Design Manager
T-CM-FW-S-HP-011	1	5/13/2002	Automated Low Background Alpha/Beta Counting System	Design Manager
T-CM-FW-S-HP-012	0	3/13/2002	Neutron Dose Equivalent Rate Meter	Design Manager
T-CM-FW-S-HP-013	2	1/6/2003	Alpha and Beta Contamination Survey Instrument	Design Manager
T-CM-FW-S-HP-014	0	3/13/2002	Fixed Beta and Gamma Contamination Monitor	Design Manager
T-CM-FW-S-HP-015	0	3/13/2002	Telescoping Gamma Survey Instrument	Design Manager
T-CM-FW-S-HP-016	0	4/2/2002	Mobile Air Sampler - Data Sheet	Design Manager
T-CM-FW-S-HP-017	0	4/2/2002	Portable Air Sampler - Data Sheet	Design Manager
T-CM-FW-S-HP-018	0	4/2/2002	Personal Air Sampler - Data Sheet	Design Manager
T-CM-FW-S-HP-019	1	12/14/2004	Neutron Survey Instrument - Data Sheet	Design Manager
T-CM-FW-S-HP-020	1	12/14/2004	Neutron Source/Shipping Container	Design Manager
T-CM-FW-S-HP-021	1	1/20/2005	Alpha Self Monitoring Instrument	Design Manager
T-CM-FW-S-IC-001	1	5/29/2002	Programmable Logic Based System Control	Design Manager
T-CM-FW-S-IC-002	0	6/6/2002	Central Page, Emergency Notification and Party Communications System	Design Manager
T-CM-FW-S-IC-003	0	7/26/2002	Remote Viewing System	Design Manager
T-CM-FW-S-IC-004	0	10/1/2002	Camera Enclosure Air Flowmeters	Design Manager
T-CM-FW-S-IC-021	1	2/13/2004	Pressure Differential Gauge Operations Mini-Glovebox	Design Manager
T-CM-FW-S-IC-051	0	9/9/2002	Level Transmitter Sewage Holding Tank	Design Manager
T-CM-FW-S-IC-052	0	1/23/2003	Sewage Tank Level Switch	Design Manager
T-CM-FW-S-IC-101	1	4/16/2003	Flow Control Valves Sludge/Supernate or Process Water Service - Data Sheet	Design Manager
T-CM-FW-S-IC-102	0	8/1/2002	Combination Air Filter / Regulator / Lubricator	Design Manager
T-CM-FW-S-IC-114	0	9/6/2002	Pressure Relieve Valves for Transfer Line Annulus	Design Manager
T-CM-FW-S-IC-115	0	4/15/2004	Blowdown Tank Loop Seal Level Gage	Design Manager
T-CM-FW-S-IC-121	0	1/15/2003	Pressure Relief Valves for Pump Barrier Fluid	Design Manager
T-CM-FW-S-IC-122	1	6/14/2003	Pressure Transmitters Supernate and Sludge Dryers	Design Manager
T-CM-FW-S-IC-201	0	4/25/2001	Pressure Relief Valve for Chilled Water Service	Design Manager

**Attachment C: Intellectual Property Documents Report**

Document #	Rev.	Rev. Date	Document Name	Doc. Owner
<b>Specifications</b>				
<b>CM</b>				
T-CM-FW-S-IC-212	1	6/24/2003	Pressure Safety Elements for Rotary Vacuum Dryers	Design Manager
T-CM-FW-S-IC-213	0	9/22/2003	Level Transmitter Resistance	Design Manager
T-CM-FW-S-IC-251	2	7/11/2002	Mass Flow Meter for Environmental Exhaust System	Design Manager
T-CM-FW-S-IC-252	0	2/28/2002	Environmental Exhaust System	Design Manager
T-CM-FW-S-IC-253	0	2/28/2002	Environmental Exhaust System	Design Manager
T-CM-FW-S-IC-254	1	5/3/2002	Moisture (RH) Meter for Environmental Exhaust System	Design Manager
T-CM-FW-S-IC-255	1	9/19/2002	Thermometers	Design Manager
T-CM-FW-S-IC-256	0	8/6/2002	Chill Water System	Design Manager
T-CM-FW-S-IC-257	0	8/20/2002	AHU Temperature Transmitters	Design Manager
T-CM-FW-S-IC-258	0	10/1/2002	Flow Meter Environmental Chill System	Design Manager
T-CM-FW-S-IC-259	0	12/17/2002	Duct Heater DH-06 Discharge Temperature Element	Design Manager
T-CM-FW-S-IC-260	0	12/17/2002	Duct Heater DH-06 Discharge Temperature Transmitter	Design Manager
T-CM-FW-S-IC-261	1	2/19/2003	Differential Pressure Indicators	Design Manager
T-CM-FW-S-IC-262	0	3/19/2003	Differential Pressure Indicators	Design Manager
T-CM-FW-S-IC-263	0	6/21/2003	Differential Pressure Transmitter	Design Manager
T-CM-FW-S-IC-264	0	7/22/2003	Environmental Filter dP Gauge Purge Air Flowmeters	Design Manager
T-CM-FW-S-IC-281	0	1/21/2003	Differential Pressure Transmitters	Design Manager
T-CM-FW-S-IC-301	0	8/12/2002	Level Transmitter Chemical Addition System	Design Manager
T-CM-FW-S-IC-302	0	8/12/2002	Pressure Transmitter Chemical Addition System	Design Manager
T-CM-FW-S-IC-303	1	9/16/2002	Flow Transmitter Chemical Addition System	Design Manager
T-CM-FW-S-IC-304	0	8/12/2002	FIT-412	Design Manager
T-CM-FW-S-IC-305	0	8/12/2002	Level Transmitter Chemical Addition System	Design Manager
T-CM-FW-S-IC-401	0	5/14/2002	Pressure Relief Valves Vacuum Service	Design Manager
T-CM-FW-S-ME-001	1	7/16/2001	30 Ton Cask Handling Crane	Design Manager
T-CM-FW-S-ME-002	2	12/6/2001	Vertical Reciprocating Conveyor	Design Manager
T-CM-FW-S-ME-003	1	7/16/2001	TRUPACT II Loading Building Crane	Design Manager
T-CM-FW-S-ME-004	2	1/23/2002	Rotary Screw Air Compressor	Design Manager



*Attachment C: Intellectual Property Documents Report*

<i>Document #</i>	<i>Rev.</i>	<i>Rev. Date</i>	<i>Document Name</i>	<i>Doc. Owner</i>
<b>Specifications</b>				
<b>CM</b>				
T-CM-FW-S-ME-005	1	7/16/2001	Canister Storage & Hot Cell Maint. Area Cranes	Design Manager
T-CM-FW-S-ME-006	1	11/30/2001	Boiler and Boiler Feed Equipment	Design Manager
T-CM-FW-S-ME-008	1	7/17/2003	Two Way Ball Valve with Actuator Tag No. FCV-518 and FCV-522	Design Manager
T-CM-FW-S-ME-011	0	2/9/2005	Battery Operated Fork Trucks (CHSA)	Design Manager
T-CM-FW-S-ME-021	0	12/10/2002	Operations Mini-Glovebox	Design Manager
T-CM-FW-S-ME-022	0	1/27/2004	Mini-Glovebox 10" Transfer Bag	Design Manager
T-CM-FW-S-ME-101	0	8/30/2002	Sewage Holding Tank - Data Sheet	Design Manager
T-CM-FW-S-ME-201	1	2/21/2002	Environmental Chiller Pumps	Design Manager
T-CM-FW-S-ME-202	2	12/14/2001	Environmental and Process Chillers	Design Manager
T-CM-FW-S-ME-205	1	12/17/2001	Chilled Water Pump Skids	Design Manager
T-CM-FW-S-ME-206	3	1/13/2004	Section 15123 Aboveground Process Water & Chill Water Piping	Design Manager
T-CM-FW-S-ME-207	0	3/1/2001	Air Separator	Design Manager
T-CM-FW-S-ME-208	0	12/20/2002	Expansion Tank	Design Manager
T-CM-FW-S-ME-209	0	3/1/2001	Suction Diffuser	Design Manager
T-CM-FW-S-ME-211	1	7/25/2001	Supply Air Handling Units AHU 004 and AHU 005	Design Manager
T-CM-FW-S-ME-212	10	4/25/2006	Process Off Gas (POG) Filtration Systems	Design Manager
T-CM-FW-S-ME-213	7	1/22/2004	Environmental Fans and Blowers	Design Manager
T-CM-FW-S-ME-214	2	1/10/2002	Environmental and Process Heaters	Design Manager
T-CM-FW-S-ME-215	11	3/3/2006	HVAC Dampers, Grilles and Diffusers	Design Manager
T-CM-FW-S-ME-222	1	3/3/2006	HEPA Filters	Design Manager
T-CM-FW-S-ME-223	4	4/3/2006	Acceptable Filter Summary Sheet	Design Manager
T-CM-FW-S-ME-251	0	2/28/2001	Section 15891 Ductwork - Galvanized Steel Low Velocity & Low Pressure	Design Manager
T-CM-FW-S-ME-256	2	11/30/2001	Section 15897 Ductwork Stainless Steel, Welded	Design Manager
T-CM-FW-S-ME-257	0	12/17/2001	Section 15898 Ductwork Carbon Steel, Welded	Design Manager
T-CM-FW-S-ME-261	0	4/25/2002	Air System Testing, Adjusting and Balancing	Design Manager
T-CM-FW-S-ME-270	1	1/23/2001	Section 15261 Calcium Silicate Insulation	Design Manager
T-CM-FW-S-ME-271	0	2/22/2001	Section 15262 Fibrous Glass Insulation	Design Manager

*Attachment C: Intellectual Property Documents Report*

Document #	Rev.	Rev. Date	Document Name	Doc. Owner
<b>Specifications</b>				
<b>CM</b>				
T-CM-FW-S-ME-272	1	1/23/2001	Section 15265 Elastomeric Rubber Insulation	Design Manager
T-CM-FW-S-ME-273	1	1/23/2002	Section 15270 Aluminum Jacketing	Design Manager
T-CM-FW-S-ME-274	0	2/22/2001	Section 15292 Thermal Insulation for Ductwork Fibrous Glass Panels w/Aluminum Foil Facing	Design Manager
T-CM-FW-S-ME-275	0	2/22/2001	Section 15293 Thermal Insulation for Ductwork Fibrous Glass Blanket w/Aluminum Foil Facing	Design Manager
T-CM-FW-S-ME-276	0	2/1/2002	Cellular Glass Insulation	Design Manager
T-CM-FW-S-ME-277	1	5/22/2002	Section 15296 Fibrous Glass Thermal Insulation for Round Ductwork and Equipment	Design Manager
T-CM-FW-S-ME-301	0	8/23/2002	Chemical Addition Pulsation Dampener	Design Manager
T-CM-FW-S-ME-302	0	8/23/2002	PVC Ball Valve for Wet Chemical Addition	Design Manager
T-CM-FW-S-ME-303	0	8/23/2002	PVC Ball Check Valve for Wet Chemical Addition	Design Manager
T-CM-FW-S-ME-304	0	9/24/2002	PVC Process Piping (0 to 100 PSIG)	Design Manager
T-CM-FW-S-ME-400	3	6/21/2002	Section 15106 Sludge and Supernate Transfer Piping	Design Manager
T-CM-FW-S-ME-401	2	8/15/2002	Flush Bottom Tank Valve	Design Manager
T-CM-FW-S-ME-402	1	10/23/2001	Wafer Check Valve	Design Manager
T-CM-FW-S-ME-403	1	10/23/2001	In-Line Check Valve	Design Manager
T-CM-FW-S-ME-404	1	10/23/2001	Two-Way Ball Valve Flanged	Design Manager
T-CM-FW-S-ME-405	1	10/23/2001	Two-Way Ball Valve Butt Welded	Design Manager
T-CM-FW-S-ME-407	1	1/17/2002	Section 15110 Valves	Design Manager
T-CM-FW-S-ME-408	4	1/13/2004	Section 15105 Sludge and Supernate Piping	Design Manager
T-CM-FW-S-ME-409	0	12/5/2000	Section 15060 Hangers and Supports	Design Manager
T-CM-FW-S-ME-410	0	12/8/2000	Section 15050 Piping Systems	Design Manager
T-CM-FW-S-ME-411	2	12/1/2003	Section 15074 Identification and Labeling	Design Manager
T-CM-FW-S-ME-412	0	12/4/2000	Section 15073 Pressure/Leak Testing	Design Manager
T-CM-FW-S-ME-413	0	10/9/2001	Pulsation Dampeners - Data Sheet	Design Manager
T-CM-FW-S-ME-414	3	1/13/2004	Section 15136 Compressed Air	Design Manager
T-CM-FW-S-ME-415	3	1/13/2004	Section 15101 Steam and Condensate Piping (0 to 150 PSIG)	Design Manager
T-CM-FW-S-ME-416	1	5/16/2005	Two-Way Ball Valve Threaded	Design Manager

**Attachment C: Intellectual Property Documents Report**

Document #	Rev.	Rev. Date	Document Name	Doc. Owner
<b>Specifications</b>				
<b>CM</b>				
T-CM-FW-S-ME-417	1	11/15/2001	Two-Way Gate Valve Flanged	Design Manager
T-CM-FW-S-ME-418	0	10/23/2001	Data Sheet - Triple Duty Valve	Design Manager
T-CM-FW-S-ME-419	2	5/2/2002	Globe Valve Flanged	Design Manager
T-CM-FW-S-ME-420	0	8/30/2001	Two-Way Ball Valve for Wet Chemical Addition	Design Manager
T-CM-FW-S-ME-421	1	9/5/2001	Process Pump Skids	Design Manager
T-CM-FW-S-ME-422	0	4/19/2001	Electric Sump Pump	Design Manager
T-CM-FW-S-ME-423	1	7/22/2002	Pneumatic Sump Pump	Design Manager
T-CM-FW-S-ME-424	0	4/20/2001	SL/SN Carrier Hose	Design Manager
T-CM-FW-S-ME-425	0	4/20/2001	SL/SN Containment Hose	Design Manager
T-CM-FW-S-ME-426	0	3/12/2002	Stainless Steel Tubing for Process Liquids	Design Manager
T-CM-FW-S-ME-427	2	6/8/2004	Copper Tubing with Compression Fittings	Design Manager
T-CM-FW-S-ME-428	0	5/10/2002	Flexible Joint Flanged	Design Manager
T-CM-FW-S-ME-429	0	7/26/2002	Multi-Purpose Air Hose	Design Manager
T-CM-FW-S-ME-430	0	7/26/2002	Multi-Purpose/Sump Pump Hose	Design Manager
T-CM-FW-S-ME-431	0	7/26/2002	Multi-Purpose Chemical Hose	Design Manager
T-CM-FW-S-ME-432	0	12/13/2002	Low Head Wafer Check Valve	Design Manager
T-CM-FW-S-ME-433	0	1/15/2003	Needle Valves for Transfer Line Annulus Vent and Drain	Design Manager
T-CM-FW-S-ME-434	2	7/28/2003	Dry Chemical Addition Hoses	Design Manager
T-CM-FW-S-ME-435	0	7/30/2003	Two-Way Stainless Steel Ball Valve Flanged	Design Manager
T-CM-FW-S-ME-436	0	7/30/2003	Two-Way Stainless Steel Ball Valve Threaded	Design Manager
T-CM-FW-S-ME-437	0	1/12/2005	Multi-Purpose/Nitrogen Addition Hose	Design Manager
T-CM-FW-S-ME-441	0	9/15/2001	Liquid Chemical Addition Tank - Data Sheet - P-411	Design Manager
T-CM-FW-S-ME-442	0	5/14/2002	Chemical Addition Pump - Data Sheet - P-411	Design Manager
T-CM-FW-S-ME-443	0	12/10/2002	Pinch Valve for Chemical Addition System	Design Manager
T-CM-FW-S-ME-451	0	5/2/2003	High Pressure Stainless Steel Tubing	Design Manager
T-CM-FW-S-ME-501	0	3/8/2003	Bench Scale, HC/GB	Design Manager
T-CM-FW-S-ME-502	0	3/8/2003	Drum Scale, NDE/NDA	Design Manager
T-CM-FW-S-ME-503	0	3/8/2003	Platform Scale, BBA	Design Manager

*Attachment C: Intellectual Property Documents Report*

Document #	Rev.	Rev. Date	Document Name	Doc. Owner
<b>Specifications</b>				
<b>CM</b>				
T-CM-FW-S-ME-622	0	3/12/2003	Gravity Conveyor, Drum Aging Enclosure	Design Manager
T-CM-FW-S-ME-623	0	3/12/2003	Gravity Conveyor, Drum Aging Enclosure (Overpacks)	Design Manager
T-CM-FW-S-ME-624	0	3/12/2003	Gravity Conveyor, CHSB/Process Building Interface	Design Manager
T-CM-FW-S-ME-800	2	11/16/2005	55 Gallon Open Head Carbon Steel Drum	Design Engineer
T-CM-FW-S-ME-802	0	4/8/2005	Metal Waste Containers	Design Manager
T-CM-FW-S-ME-803	0	4/7/2005	Metal Waste Containers (Cargo)	Design Manager
T-CM-FW-S-ME-804	0	1/16/2006	85 gal. Open head Carbon Steel Drum	Design Manager
T-CM-FW-S-ME-805	0	7/27/2006	Six Drum Container	Design Manager
T-CM-FW-S-ME-951	0	3/7/2001	Section 13091 Radiation Protection/Contamination Control Plastic Bags, Filtered	Design Manager
T-CM-FW-S-ME-952	1	3/11/2005	Flexible Walled Structures	Design Manager
T-CM-FW-S-PR-200	0	1/3/2003	Condensate Coolers	Design Manager
T-CM-FW-S-PR-201	1	2/21/2002	Process Chiller Pumps	Design Manager
T-CM-FW-S-PR-202	0	5/14/2004	Air Cooled Condensate Cooler	Design Manager
T-CM-FW-S-SC-020	3	6/4/2001	Section 03200 Concrete Reinforcement	Design Manager
T-CM-FW-S-SC-030	5	8/9/2001	Section 03300 Cast-in-Place Concrete	Design Manager
T-CM-FW-S-SC-031	0	12/28/2001	Section 03410 Structural Precast Concrete	Design Manager
T-CM-FW-S-SS-020	2	12/28/2001	Section 05120 - Structural Steel	Design Manager
T-CM-FW-S-SS-101	1	2/23/2004	Synthetic Round Slings	Design Manager
T-CM-FW-S-SS-202	3	11/29/2001	WPF Metal Building Appurtenances	Design Manager
T-CM-FW-S-SS-203	2	1/29/2002	WPF Modular Structures	Design Manager
T-CM-FW-S-SS-204	0	4/17/2002	Field Erectable Boiler Building	Design Manager
T-CM-FW-S-SS-205	0	2/10/2003	Field Erectable Back-up Air Compressor Building	Design Manager
T-CM-FW-S-SS-206	0	11/11/2005	Process Building Alternating Tread Carbon Steel Stairs (EL. 820' to 828' Roof Slabs)	Design Engineer
T-CM-FW-S-SS-207	1	11/22/2005	AHU-005 Material Handling Platform	Design Engineer
T-CM-FW-S-SS-208	0	11/16/2005	AHU-005 Platform Jib Crane	Design Engineer
T-CM-FW-S-SS-209	0	11/21/2005	AHU-005 Platform Hoist	Design Engineer

**GB**

**Attachment C: Intellectual Property Documents Report**

Document #	Rev.	Rev. Date	Document Name	Doc. Owner
<b>Specifications</b>				
<b>GB</b>				
T-GB-FW-S-IC-002	0	4/18/2005	Differential Pressure Transmitters	Design Manager
T-GB-FW-S-IC-003	0	8/15/2005	CHGB Pneumatic Tool Air Supply	Design Manager
T-GB-FW-S-IC-004	0	4/20/2006	Glove Box Ventilation Exhaust	Design Manager
T-GB-FW-S-ME-001	2	10/12/2005	CH Glovebox Design and Fabrication	Design Manager
T-GB-FW-S-ME-002	0	3/12/2003	Vacuum System, Glove Box	Design Manager
T-GB-FW-S-ME-003	1	9/19/2005	Silicaflex Fire Blanket	Design Manager
T-GB-FW-S-ME-004	0	6/1/2005	Glovebox Gloves	Design Manager
T-GB-FW-S-PR-001	0	1/14/2003	Aerosol Can Puncturing System	Design Manager
T-GB-FW-S-PR-002	0	1/14/2003	Mercury Amalgamation Kits	Design Manager
T-GB-FW-S-PR-003	0	1/14/2003	Mercury Detector System	Design Manager
<b>HC</b>				
T-HC-FW-S-IC-001	0	6/21/2003	Pressure Switch	Design Manager
T-HC-FW-S-ME-001	2	11/25/2002	Remote Welding System	Design Manager
T-HC-FW-S-ME-002	0	3/8/2001	Hot Cell Mechanical Telemanipulators Model E-HD	Design Manager
T-HC-FW-S-ME-003	2	4/25/2001	Hot Cell Lead Glass Shielding Windows	Design Manager
T-HC-FW-S-ME-004	0	3/8/2001	Hot Cell Mechanical Telemanipulators Model F	Design Manager
T-HC-FW-S-ME-005	0	3/12/2003	Vacuum System, Hot Cell	Design Manager
T-HC-FW-S-ME-010	0	3/8/2001	Hot Cell Hydraulic Power Unit	Design Manager
T-HC-FW-S-ME-011	1	10/11/2002	Hot Cell Hydraulic Pivot Shear	Design Manager
T-HC-FW-S-ME-012	1	11/11/2002	Hot Cell Hydraulic Compactor	Design Manager
T-HC-FW-S-ME-013	1	11/14/2002	Hot Cell Electro-Hydraulic Lift Tables	Design Manager
T-HC-FW-S-ME-014	1	6/21/2002	Hot Cell Overhead Power Manipulator	Design Manager
T-HC-FW-S-ME-015	0	4/25/2001	Hot Cell Hydraulic Manifold and Controls	Design Manager
T-HC-FW-S-ME-016	0	2/18/2003	Hot Cell Positioning (XYZ) Crane	Design Manager
T-HC-FW-S-ME-101	0	3/7/2001	Plastic Bag, RH Cask Over-Pack Liner	Design Manager
T-HC-FW-S-ME-102	0	3/7/2001	Plastic Sleeve, 72-B Canister	Design Manager
T-HC-FW-S-ME-103	2	3/18/2004	RH Cask Overpack	Design Manager
<b>LL</b>				
T-LL-FW-S-ME-002	1	8/3/2006	110 gallon, Liner Bag for Station 1	Design Manager



*Attachment C: Intellectual Property Documents Report*

Document #	Rev.	Rev. Date	Document Name	Doc. Owner
------------	------	-----------	---------------	------------

**Specifications**

**SL**

T-SL-FW-S-IC-001	0	5/11/2002	Level Instruments RF Admittance	Design Manager
T-SL-FW-S-IC-002 sheet 1	0	5/11/2002	Level Switch Sludge Tank T-101A (Sheet 1 of 4)	Design Manager
T-SL-FW-S-IC-002 sheet 2	0	5/11/2002	Level Switch Sludge Tank T-101B (Sheet 2 of 4)	Design Manager
T-SL-FW-S-IC-002 sheet 3	0	5/11/2002	Level Switch Sludge Tank T-102A (Sheet 3 of 4)	Design Manager
T-SL-FW-S-IC-002 sheet 4	0	5/11/2002	Level Switch Sludge Tank T-102B (Sheet 4 of 4)	Design Manager
T-SL-FW-S-IC-003	0	5/11/2002	Thermocouples and Thermowells	Design Manager
T-SL-FW-S-IC-004	0	5/11/2002	Temperature Transmitters	Design Manager
T-SL-FW-S-IC-101	2	10/26/2001	Pressure Transmitters Sludge Pump Skids	Design Manager
T-SL-FW-S-IC-102	0	4/25/2002	Mass Flow Meter for Sludge Mix/Sample System	Design Manager
T-SL-FW-S-IC-111	2	4/12/2003	Flow Control Valves Sludge Pump Skids	Design Manager
T-SL-FW-S-IC-115	1	11/3/2003	Pressure Transmitter Sludge Containment Pipe	Design Manager
T-SL-FW-S-IC-121	0	10/28/2002	Seal Flush Fluid Flowmeters	Design Manager
T-SL-FW-S-ME-001	1	4/7/2001	Sludge System Top Entry Mixers	Design Manager
T-SL-FW-S-ME-002	3	12/18/2001	Sludge Process Tanks	Design Manager
T-SL-FW-S-ME-003	1	11/22/2002	SL Process Pumps	Design Manager
T-SL-FW-S-ME-004	1	12/11/2001	SL Process Pumps	Design Manager
T-SL-FW-S-ME-006	0	12/11/2001	Hydroclones	Design Manager
T-SL-FW-S-ME-091	0	3/8/2001	Sludge Canister Filling Mechanical Telemanipulator Model E-HD	Design Manager
T-SL-FW-S-PR-001	0	12/1/2000	Rotary Vacuum Sludge Dryer	Design Manager
T-SL-FW-S-SS-001	0	4/9/2002	Sludge Canister MSM Utility Hoist	Design Manager

**SN**

T-SN-FW-S-CE-123	0	9/25/2002	Flow Totalizing Indicator	Design Manager
T-SN-FW-S-IC-001	0	5/11/2002	Level Instruments RF Admittance	Design Manager
T-SN-FW-S-IC-002	0	5/11/2002	Level Switch Decant Tank T-109 (Sht 1), A (Sht 2, B (Sht 3), Level Switch Flush/Spent Decan Tank T-107 (Sht 4)	Design Manager
T-SN-FW-S-IC-003	0	5/11/2002	Thermocouples and Thermowells	Design Manager
T-SN-FW-S-IC-004	0	5/11/2002	Temperature Transmitters	Design Manager

*Attachment C: Intellectual Property Documents Report*

<i>Document #</i>	<i>Rev.</i>	<i>Rev. Date</i>	<i>Document Name</i>	<i>Doc. Owner</i>
<b>Specifications</b>				
<b>SN</b>				
T-SN-FW-S-IC-005	2	11/20/2003	Thermometer	Design Manager
T-SN-FW-S-IC-100	0	11/7/2003	Flow Control Valves Dryer Discharge Service	Design Manager
T-SN-FW-S-IC-101	2	10/26/2001	Pressure Transmitters Supernate Pump Skids	Design Manager
T-SN-FW-S-IC-110	0	1/24/2003	Flow Transmitter Evaporator Flush Water	Design Manager
T-SN-FW-S-IC-111	2	4/11/2003	Flow Control Valves Supernate Pump Skids	Design Manager
T-SN-FW-S-IC-112	3	8/21/2002	Main Supernate Isolation Valve	Design Manager
T-SN-FW-S-IC-113	0	8/5/2002	Supernate Superheater Drain	Design Manager
T-SN-FW-S-IC-114	0	12/2/2002	Evaporator Pressure Relief Detection Temp Element & Transmitter	Design Manager
T-SN-FW-S-IC-115	1	10/30/2003	Pressure Transmitter Supernate Containment Pipe	Design Manager
T-SN-FW-S-IC-116	0	7/15/2003	Dry Chemical Addition Isolation Valve	Design Manager
T-SN-FW-S-IC-117	1	10/31/2003	Pressure Differential gauge Melso Transfer Enclosure	Design Manager
T-SN-FW-S-IC-118	0	7/23/2003	Supernate Magnetic Flowmeter	Design Manager
T-SN-FW-S-IC-119	0	10/2/2003	Flowmeters	Design Manager
T-SN-FW-S-IC-120	0	10/2/2003	Flow Switches	Design Manager
T-SN-FW-S-IC-121	1	10/25/2002	Seal Flush Fluid Flowmeters	Design Manager
T-SN-FW-S-IC-122	0	9/6/2002	Rotameters (Variable Area Flowmeters)	Design Manager
T-SN-FW-S-IC-123	0	10/25/2002	Flow Totalizer Evaporator Seal Flush	Design Manager
T-SN-FW-S-IC-124	0	9/6/2002	Pressure Gauges	Design Manager
T-SN-FW-S-IC-125	1	11/21/2002	Flow Control Valves Dryer Vacuum Service	Design Manager
T-SN-FW-S-IC-125	0	11/6/2003	Pressure Switch	Design Manager
T-SN-FW-S-IC-127	0	11/19/2003	Supernate Pressure Gauges	Design Manager
T-SN-FW-S-IC-128	0	11/21/2003	Flow Control Valves Dryer Vacuum Service	Design Manager
T-SN-FW-S-IC-203	1	5/31/2002	Rupture Discs	Design Manager
T-SN-FW-S-IC-204	1	7/20/2002	Differential Pressure Instruments	Design Manager
T-SN-FW-S-IC-205	1	9/26/2002	H-202 Discharge Temperature Transmitter	Design Manager
T-SN-FW-S-IC-206	1	10/23/2002	F-202 Purge Air Flowmeter	Design Manager
T-SN-FW-S-IC-207	0	9/6/2002	Pressure Transmitter B-202 Inlet Pressure	Design Manager
T-SN-FW-S-ME-001	3	12/18/2001	Supernate Process Tanks	Design Manager

*Attachment C: Intellectual Property Documents Report*

<i>Document #</i>	<i>Rev.</i>	<i>Rev. Date</i>	<i>Document Name</i>	<i>Doc. Owner</i>
<b>Specifications</b>				
<b>SN</b>				
T-SN-FW-S-ME-002	1	4/12/2001	Supernate System Top Entry Mixers	Design Manager
T-SN-FW-S-ME-003	1	11/22/2002	SN Process Pumps	Design Manager
T-SN-FW-S-ME-004	1	12/11/2001	Supernate Transfer Pumps	Design Manager
T-SN-FW-S-ME-005	0	3/21/2003	Socket Welded Check Valve Tag No. CKV401A15	Design Manager
T-SN-FW-S-ME-006	1	7/17/2003	Two Way Plug Valve with Actuator Tag No. FCV-510A and FCV-510B	Design Manager
T-SN-FW-S-ME-007	1	7/17/2003	Two Way Plug Valve with Actuator Tag No. FCV-402A	Design Manager
T-SN-FW-S-ME-008	1	9/1/2004	Barrier Fluid Seal Pumps	Design Manager
T-SN-FW-S-ME-101	6	2/11/2004	Plastic Sleeve, Supernate Cask	Design Manager
T-SN-FW-S-ME-201	1	2/12/2004	Filler Bag-In/Bag-Out Flange High Temperature Caps	Design Manager
T-SN-FW-S-ME-202	0	12/4/2003	Filter PVC Changeout Bags	Design Manager
T-SN-FW-S-ME-205	0	8/1/2003	MK II Low Level Waste Liners	Design Manager
T-SN-FW-S-ME-206	0	1/23/2004	Room 141 Negative Air Machine	Design Manager
T-SN-FW-S-PR-001	0	12/1/2000	Supernate Evaporator Skid	Design Manager
T-SN-FW-S-PR-002	0	12/1/2000	Rotary Vacuum Supernate Dryer	Design Manager
T-SN-FW-S-SS-001	0	1/9/2002	Supernate Pump Gallery Area Hoist	Design Manager
T-SN-FW-S-SS-002	0	2/18/2004	Room 135 Area Hoist	Design Manager
T-SN-FW-S-TT-001	0	1/3/2003	Supernate Surrogate Specification	Design Manager
<b>UT</b>				
T-UT-FW-S-CE-001	0	3/29/2002	Backflow Preventer	Design Manager
T-UT-FW-S-CE-002	1	6/17/2002	Heated Backflow Preventer Enclosure	Design Manager
T-UT-FW-S-CE-003	0	6/26/2002	Flow Totalizing Indicator	Design Manager
T-UT-FW-S-IC-101	0	12/8/2001	Pressure Reducing Regulator	Design Manager
T-UT-FW-S-IC-103	0	9/21/2002	Rotameters	Design Manager
T-UT-FW-S-IC-104	0	8/31/2004	Flow Switch	Design Manager
T-UT-FW-S-IC-105	0	8/30/2001	Pressure Gauges - Chilled Water	Design Manager
T-UT-FW-S-IC-106	0	6/29/2002	Pressure Gauges	Design Manager
T-UT-FW-S-IC-107	0	7/24/2002	Site Water Pressure Reducing Regulator	Design Manager
T-UT-FW-S-IC-108	0	2/4/2003	Instrument Air Pressure Transmitter	Design Manager



**Attachment C: Intellectual Property Documents Report**

Document #	Rev.	Rev. Date	Document Name	Doc. Owner
<b>Specifications</b>				
<b>UT</b>				
T-UT-FW-S-IC-109	0	11/21/2003	Hot Water Flowmeter	Design Manager
T-UT-FW-S-IC-443	0	12/13/2002	Three-Way Pilot Solenoid Valve - Fail Open	Design Manager
T-UT-FW-S-IC-444	0	12/13/2002	Three-Way Pilot Solenoid Valve - Fail Closed	Design Manager
T-UT-FW-S-IC-445	0	3/17/2004	Four Way Pilot Solenoid Valve	Design Manager
T-UT-FW-S-ME-400	1	10/23/2001	Services Check Valve	Design Manager
T-UT-FW-S-ME-401	1	10/23/2001	Socket Welded Check Valve	Design Manager
T-UT-FW-S-ME-402	1	10/23/2001	Two-Way Ball Valve Socket Welded	Design Manager
T-UT-FW-S-ME-403	1	10/23/2001	Two-Way Gate Valve Threaded	Design Manager
T-UT-FW-S-ME-404	1	10/23/2001	Two-Way Solenoid Valve Steam	Design Manager
T-UT-FW-S-ME-405	2	9/24/2002	Two-Way Solenoid Valve Air	Design Manager
T-UT-FW-S-ME-406	1	10/23/2001	Globe Valve Threaded	Design Manager
T-UT-FW-S-ME-407	0	12/11/2001	Calibrated Balance Valve	Design Manager
T-UT-FW-S-ME-408	0	10/8/2002	Two-Way Steel Gate Valve Flanged	Design Manager
T-UT-FW-S-ME-409	0	2/12/2003	SS Two-Way Ball Valve Socket Welded	Design Manager
T-UT-FW-S-ME-410	0	9/10/2003	Steam/Water Mixing Valve System	Design Manager
T-UT-FW-S-ME-411	0	12/23/2004	Two Way Ball Valve Threaded	Design Manager

**WBS Schedules****CM**

T-CM-FW-W-SC-001	0	9/16/2005	Penetration Schedule	
------------------	---	-----------	----------------------	--

**Work Instructions****BB**

T-BB-FW-I-OP-001	0	5/23/2006	BAS Vortex Cooler Test Instructions (Ref:T-BB-FW-WI-OP-051706-1017, R0)	
------------------	---	-----------	---	--

**CH**

T-CH-FW-I-OP-001	0	9/28/2005	BBA Material Handling Recipes	Operations Manager
T-CH-FW-I-OP-002	0	3/10/2006	Drum Filter Replacement or Refitting, Drum Lid or Ring Replacement	Operations Manager
T-CH-FW-I-OP-003	0	6/22/2006	Opening & Sampling CH Waste Container Boxes	
T-CH-FW-I-OP-005	0	8/6/1969	Start-up and Functional Test of the Continuous Flow Breathing Air Purifier	Operations Manager

**Attachment C: Intellectual Property Documents Report**

Document #	Rev.	Rev. Date	Document Name	Doc. Owner
<b>Work Instructions</b>				
<b>CH</b>				
T-CH-FW-I-QA-007	0	6/13/2006	Receipt Inspection Checklists for Designed WIPP Items	QA Manager
<b>CM</b>				
T-CM-FW-I-AD-003	0	5/31/2006	Document Numbering System	Records Manager
T-CM-FW-I-EN-001	0	7/18/2006	Work Instruction for Pump and Haul Escort	Environmental Programs & Permitting Manager
T-CM-FW-I-MT-001	0	2/14/2003	Dryer Gland(s) Work Instruction	
T-CM-FW-I-MT-002	4	1/17/2005	Rotating Equipment Preventive Maintenance Work Instruction	
T-CM-FW-I-MT-003	1	9/9/2003	Gear Drive & Mixer Preventive Maintenance Work Instruction	
T-CM-FW-I-MT-004	2	10/29/2003	Tank Bottom Valve Work Instruction	
T-CM-FW-I-MT-005	0	9/2/2003	Tank Level Element Repair/Replacement Work Instruction	
T-CM-FW-I-OP-001	0	9/28/2005	Timely Orders to Operators	Operations Manager
T-CM-FW-I-OP-002	0	9/28/2005	Independent Verification	Operations Manager
T-CM-FW-I-OP-003	0	9/28/2005	Operator Aids	Operations Manager
T-CM-FW-I-OP-004	0	9/28/2005	Required Reading	Operations Manager
T-CM-FW-I-OP-005	0	9/28/2005	Communications	Operations Manager
T-CM-FW-I-OP-006	0	9/28/2005	Turnover	Operations Manager
T-CM-FW-I-OP-007	0	9/28/2005	Log Keeping	Operations Manager
T-CM-FW-I-OP-008	0	9/28/2005	Shift Operations and Practices	Operations Manager
T-CM-FW-I-OP-009	0	9/28/2005	Pre and Post Job Briefing	Operations Manager
T-CM-FW-I-OP-010	0	10/7/2005	Emergency Radios	Operations Manager
T-CM-FW-I-OP-013	0	1/21/2006	F-231 HEPA Filter Change Out	Operations Manager
T-CM-FW-I-OP-014	0	8/8/2006	Surface Contaminated Objects Work Instructions	
T-CM-FW-I-PC-001	0	6/1/2006	Using Approved Blanket Purchase Orders	Procurement Manager
T-CM-FW-I-PC-002	0	6/1/2006	Using P-Cards	Procurement Manager
T-CM-FW-I-PC-003	0	6/1/2006	Material Receiving	Procurement Manager
T-CM-FW-I-PC-004	0	5/25/2006	Allocation of Costs to Fixed Price & Cost Reimbursable Contract Work Instructions	Director, Business Operations
T-CM-FW-I-QA-001	0	6/13/2006	Lessons Learned Work Instruction	QA Manager

**GB**

Wednesday, September 20, 2006 11:53:00 AM

rptDocumentExcludesVendor



*Attachment C: Intellectual Property Documents Report*

---

<i>Document #</i>	<i>Rev.</i>	<i>Rev. Date</i>	<i>Document Name</i>	<i>Doc. Owner</i>
-------------------	-------------	------------------	----------------------	-------------------

---

**Work Instructions**

**GB**

T-GB-FW-I-MT-001

0 7/21/2005 Contact Handled Glovebox Glove Installation and Change-Out Tracking Program

**SN**

T-SN-FW-I-OP-102

0 1/12/2005 Barrier Plan for Nitrogen Layup (T-SN-FW-I-OP-102004.1600, Rev. R0)

T-SN-FW-I-OP-110

0 1/10/2005 Nitrogen Sweep and Padding of Supernate and Auxillary Support Systems

T-SN-FW-I-RP-001

2 1/20/2004 Radlation Survey during Initial FW Operation



**END OF DOCUMENT**

PERSONAL PROPERTY BASELINE INVENTORY

Personal property utilized by Foster Wheeler Environmental Corporation (FWENC), as required for its performance of Contract DE-AC05-98OR225516, or held in stores for possible future use, is described herein for the purposes of providing a baseline inventory pursuant to Modification A051 of said contract and DOE O 580.1B, a requirement of the contract, as amended by A051.

Personal property is divided in this Volume II of this inventory, as outlined in the Table of Contents, into sections reflecting as closely as practical the function of the property items and their location for verification purposes. The bulk of the Information Technology (IT) equipment, for instance, is associated with the management and support functions of the TRU Waste Processing Center (TWPC) and is located in the temporary office structures housing management and support workers. For that reason it is accounted for herein separately from operational or maintenance equipment. However, some IT equipment is required for separate operational functions, such as automated system controls, or is dedicated to radiation protection instrumentation, and thus is accounted for along with other operations or radiation protection equipment.

Fixed plant equipment and some specialized, and currently idle, equipment was procured during Phase II of the subject contract, prior to its conversion from a fixed price vehicle to a cost-reimbursable vehicle. Included in fixed price, lump sum payments to FWENC for Phase II work was undifferentiated compensation for site improvement, process building construction and installation of required process equipment, now considered personal property and separate from other Phase II-funded expenditures.

Because of the time elapsed since Phase II construction activities, and the changed requirements for procurement documentation under the current cost-reimbursable vehicle, versus those under the old fixed price contract, currently available procurement records do not provide the rigorous documentation that would have been required if the contract's Phase II have been conducted under a cost-reimbursable vehicle. The project's procurement and engineering staffs, as well as consultants, have reviewed the available records to provide the best possible acquisition/value documentation for major process equipment items, the functions of which are described in detail in Volume I (real estate and intellectual property) of this inventory. In cases in which sufficiently comprehensive procurement records were unavailable, estimated values have been provided.

Additionally, these subject matter specialists have utilized construction engineering principles to provide estimates of values of minor components, such as piping, vessels, conduit, integrated instrumentation and ducting, as well as separate estimates of the cost for installation of both major and minor equipment components. The purpose of this analysis was primarily to ensure that the Phase II compensation was properly divided and allocated to its real estate and personal property constituents, however, it is included here to provide a complete accounting of the process equipment accounted for as personal property.

Systems	Major Components	Component Installation	Minor Components	Component Installation	Totals
Supernate					
Sludge					
Remote Handled					
Contact Handled					
HVAC					
Utilities					
Total					

Verification of the configuration of the listed major equipment items may be assisted by documents, primarily including but not limited to drawings, listed in the Intellectual Property Report, T-CM-FW-R-AD-005, Rev. 0 included in Volume I (Real Estate and Intellectual Property) of this inventory.

**Annual Inventory  
Government-Owned Property Under Prime Contracts  
Oak Ridge Office**

071

Name of Contractor: Foster Wheeler Environmental Corp/Energ-X LLC

Date: 9/28/06

Report Completed By (print name): Don F. Gagel

Title: CH Major Fixed Equip

<i>For Office Use</i>	
ID:	
Reviewed by:	

Contract # DE-AC05-98OR22516

- Negative Report: Check here if your organization possesses no government-owned property under a DOE/ORO contract.  
 High Risk Property: Check here if this report contains high risk property<sup>1</sup>. Flag such property with an asterisk following the description.

Property Type	S/H/V	Contract #	Property #	Description (*denotes high risk property)	Asset Type	Manufacturer	Model #	Project Serial #	In-Service Date/ Acquisition Date	Acquisition Cost	Acquisition Category (G or C)	Condition Code	Location
FP	V	DE-AC05-98OR22516	T-BB-342-D-ME-001	BBA Downdraft Table	equipm't	Premier-342	Custom	T-BB-342-D-ME-001	1/1/2006		C	4	CHSA
FP	V	DE-AC05-98OR22516	T-CH-276-X-ME-001	CHSA Conveyor/Shield System	capital	Brozelco	Hyrol 205R-303	T-CH-276-X-ME-001	1/1/2006		C	4	CHSA
FP	V	DE-AC05-98OR22516	X-BAS881	NST Breathing Air Bottle/System	equipm't	CGA approved	300 SCF	X-BAS881	1/1/2006		C	4	NST-RM 236
FP	V/H	DE-AC05-98OR22516	C-213	5 Ton BBA Hoist*	equipm't	Ashley Sling/Harrington	00047746	C-213	1/1/2006		C	4	PB-RM 213
FP	V/H	DE-AC05-98OR22516	CHGB	CH Glovebox	capital	Premier	PO#044397	CHGB	11/1/2005		C	4	PB-RM 231
FP	V/H	98OR22516	BBA-Rm 213	CH BBA Enclosure*	capital	NFS-RPS	Custom-4518	BBA-Rm 213	11/1/2005		C	4	PB-RM 231
FP	V/H	DE-AC05-98OR22516	Rm 224	Box Breakdown Area Airlock	equipm't	NFS-RPS	Custom-4518	Rm 224	11/1/2005		C	4	PB-RM 231
FP	V	DE-AC05-98OR22516	B-213A	BBA Supply Blower	equipm't	Rogers&Morgan	Hartzell	B-213A	11/1/2005		C	4	PB-RM 231
FP	V	DE-AC05-98OR22516	B-213B	BBA Exhaust Blower	equipm't	Rogers&Morgan	T-BB-188-D-ME-001	B-213B	11/1/2005		C	4	PB-RM 231
FP	V	DE-AC05-98OR22516	CM-153-S-ME-001	BBA Supply Filter Housing	equipm't	Camfill Farr	PB100STFCF3	CM-153-S-ME-001	11/1/2005		C	4	PB-RM 231
FP	V/H	DE-AC05-98OR22516	GB Compactor	GB Compactor*	capital	Vestil Mfg. Corp	HDC-900-IDC	GB Compactor	11/1/2005		C	4	PB-RM 231
FP	V	DE-AC05-98OR22516	T-CH-334-D-ME-001	Wall Mount Jib Crane	equipm't	McMaster Carr 334	311-2-08	T-CH-334-D-ME-001	11/1/2005		C	4	PB-RM 231
FP	V/H	DE-AC05-98OR22516	T-SN-FW-S-ME-206	Local Air Mover/Neg. Air Mach.*	equipm't	Portable HEPA	1,200 CFM	T-SN-FW-S-ME-206	11/1/2005		C	4	PB-RM 231
FP	V	DE-AC05-98OR22516	C-602	BBA Breathing Air Compressor	equipm't	Pioneer-Hanshin	PH30AM-S	C-602	11/1/2005		C	4	PB-RM 231
FP	V	DE-AC05-98OR22516	X-BAS851	CHST Breathing Air Bottle/System	equipm't	CGA approved	300 SCF	X-BAS851	11/1/2005		C	4	PB-RM 231
FP	V	DE-AC05-98OR22516	T-CM-359-M-OP-001	Kaeser Breathing Air System	equipm't	Kaeser Compressor	KBS-103	T-CM-359-M-OP-001	11/1/2005		C	4	PB-RM 231
FP	V/H	DE-AC05-98OR22516	F-213B	BBA Exhaust Filter Housing*	equipm't	Flanders	Dual Train	F-213B	11/1/2005		C	4	PB-RM 231
FP	V	DE-AC05-98OR22516	GB Water Mist	CHGB Water Mist System	capital	ORR Protection Sys	Marioff MAU 150-FS	GB Water Mist	11/1/2005		C	4	PB-RM 231
FP	V	DE-AC05-98OR22516	T-CH-FW-D-PR-001	HSGS Hydrogen Supply System	equipm't	Various	Various	T-CH-FW-D-PR-001	11/1/2005		C	4	W of PB

~~Estimated Value of High Risk Property~~

Sub-Total

- <sup>1</sup> See High Risk Personal Property at <http://www.ornl.gov/property/subcon/high-risk.html>  
<sup>2</sup> Government-furnished or Contractor-acquired  
<sup>3</sup> See Property Condition Codes table

**Notes:**  
 (A) Transmittal Form must accompany this report.  
 (B) An alternate format of this report is acceptable provided all columns of information are included.

Rev: 9/13/06 9:57:49 AM

**Annual Inventory  
Government-Owned Property Under Prime Contracts  
Oak Ridge Office**

Name of Contractor: Foster Wheeler Environmental Corp/Energ-X LLC

Date: 9/28/06

Report Completed By (print name): Don F. Gagel

Title: RH Major Fixed Equip

<i>For Office Use</i>	
ID:	
Reviewed by:	

Contract # DE-AC05-98OR22516

Negative Report: Check here if your organization possesses no government-owned property under a DOE/ORO contract.

High Risk Property: Check here if this report contains high risk property\*. Flag such property with an asterisk following the description.

Property Type	SI/HV	Contract #	Property #	Description (*denotes high risk property)	Asset Type	Manufacturer	Model #	Project Serial #	In-Service Date/ Acquisition Date	Acquisition Cost	Acquisition Category (G or C)	Condition Code	Location
FP	V	DE-AC05-98OR22516	C-441	5 Ton TRUPACT Loadout Crane	Equip	A&M/DeShazo	TR-SG-BM-19882	C-441	In-Service Date		C	1	Not Installed
FP	V	DE-AC05-98OR22516	HC Water Mist	Marloff Water Mist System	Capital	ORR Protection Sys	MAU 150 FS	HC Water Mist	In-Service Date		C	1	NST-RM 236
FP	V	DE-AC05-98OR22516	T-HC-32-D-ME-002	Thru Wall Manipulators (2)	Capital	CRL	EH-D-X	T-HC-32-D-ME-002	In-Service Date		C	1	Offsite/CRL
FP	V	DE-AC05-98OR22516	T-HC-32-D-ME-001	Thru Wall Manipulators (2)	Capital	CRL	F-X	T-HC-32-D-ME-001	In-Service Date		C	1	Offsite/CRL
FP	V	DE-AC05-98OR22516	T-CM-32-D-ME-002	Manipulator Installation Cart	Equip	CRL	D-41343	T-CM-32-D-ME-002	In-Service Date		C	1	Offsite/CRL
FP	V	DE-AC05-98OR22516	T-HC-FW-D-ME-101	Concrete Cask Bogle	Capital	Metweld	PO#045232	T-HC-FW-D-ME-101	In-Service Date		C	1	PB-RM 127
FP	V	DE-AC05-98OR22516	T-HC-FW-D-ME-111	Concrete Cask Bogle Lift/Portal Assm	Capital	Met-Weld	Build to Print	T-HC-FW-D-ME-111	In-Service Date		C	1	PB-RM 127
FP	V	DE-AC05-98OR22516	RH Heat Sealer	RH Concrete Cask Heat Sealer	Capital	Aline	Custom Fab	RH Heat Sealer	In-Service Date		C	1	PB-RM 127
FP	V	DE-AC05-98OR22516	T-HC-25-D-PR-009	4 Hot Cell Shield Windows	Capital	Hot Cell Services	T-HC-FW-S-ME-003	T-HC-25-D-PR-009	11/1/2004		C	1	PB-RM 211
FP	V	DE-AC05-98OR22516	T-HC-FW-D-ME-232	NDE Poly Shielding	Equip	Custom Fab.	Build to Print	T-HC-FW-D-ME-232	11/1/2004		C	1	PB-RM 211
FP	V	DE-AC05-98OR22516	T-HC-FW-D-ME-211	RH Hotcell NDE Load Cart	Equip	Custom Fab.	Build to Print	T-HC-FW-D-ME-211	11/1/2004		C	1	PB-RM 211
FP	V	DE-AC05-98OR22516	T-HC-FW-D-ME-214	NDE Loader Tunnel Shield Asmbly	Equip	Custom Fab.	Build to Print	T-HC-FW-D-ME-214	11/1/2004		C	1	PB-RM 211
FP	V	DE-AC05-98OR22516	T-HC-FW-D-ME-221	CH Drum Portal	Equip	Custom Fab.	Build to Print	T-HC-FW-D-ME-221	11/1/2004		C	1	PB-RM 211
FP	V	DE-AC05-98OR22516	T-HC-FW-D-ME-129-1	5-Gal Can Loading Port Shield Davit	Equip	Custom Fab.	Build to Print	T-HC-FW-D-ME-129-1	11/1/2004		C	1	PB-RM 211
FP	V	DE-AC05-98OR22516	T-HC-FW-D-ME-202	Tungsten Shielding	Equip	Metweld	PO#046258	T-HC-FW-D-ME-202	11/1/2004		C	1	PB-RM 211
FP	V	DE-AC05-98OR22516	T-HC-FW-D-ME-228	Hot Cell Shield Assemblies	Equip	Metweld	PO#048561	T-HC-FW-D-ME-228	11/1/2004		C	1	PB-RM 211
FP	V	DE-AC05-98OR22516	N/A	Hot Cell Work Table	Capital	Metweld	PO#043068	N/A	11/1/2004		C	1	PB-RM 211
FP	V	DE-AC05-98OR22516	T-HC-FW-D-ME-228	RH Hotcell Portals	Capital	Metweld	PO#045365	T-HC-FW-D-ME-228	11/1/2004		C	1	PB-RM 211
FP	V	DE-AC05-98OR22516	T-HC-FW-D-ME-214	NDA Loader Tunnel Shield Asmbly	Equip	Custom Fab.	Build to Print	T-HC-FW-D-ME-214	11/1/2004		C	1	PB-RM 211
FP	V	DE-AC05-98OR22516	T-HC-FW-D-ME-212	NDA Loader Assembly	Equip	Custom Fab.	Build to Print	T-HC-FW-D-ME-212	11/1/2004		C	1	PB-RM 211
FP	V	DE-AC05-98OR22516	T-HC-FW-D-ME-125	72 B Loading Portal	Equip	Custom Fab.	Build to Print	T-HC-FW-D-ME-125	11/1/2004		C	1	PB-RM 211
FP	V	DE-AC05-98OR22516	0315H	Hot Cell Hydraulic Pivot Shear	Capital	Hill Acme	15H	0315H	11/1/2004		C	1	PB-RM 211
FP	V	DE-AC05-98OR22516	T-HC-FW-A-ME-001	Pivot Shear Table	Equip	Ind. Fab & Repair	T-HC-FW-D-SS-204	T-HC-FW-A-ME-001	11/1/2004		C	1	PB-RM 211
FP	V	DE-AC05-98OR22516	T-HC-FW-D-ME-200	Lid Extraction Tool	Equip	Scientech	T-HC-06-D-ME-200	T-HC-FW-D-ME-200	11/1/2004		C	1	PB-RM 211
FP	V	DE-AC05-98OR22516	T-HC-FW-D-ME-127	Concrete Cask Entry Portal	Equip	Metweld	PO#048456	T-HC-FW-D-ME-127	11/1/2004		C	1	PB-RM 211
FP	V	DE-AC05-98OR22516	C-211/03870936	5 Ton Crane/Overhead Manipulator	Capital	PAR Systems	Custom-50731	C-211/03870936	11/1/2004		C	1	PB-RM 211
FP	V	DE-AC05-98OR22516	X-Y-Z Crane	X-Y Crane	Capital	Han-Tek/LRM	PO#047505	X-Y-Z Crane	11/1/2004		C	1	PB-RM 211
FP	V	DE-AC05-98OR22516	T-HC-161-D-ME-001	Hydraulic Compactor	Capital	S&G Enterprises	55 AR-S	T-HC-161-D-ME-001	11/1/2004		C	1	PB-RM 211
FP	V	DE-AC05-98OR22516	T-HC-147-D-ME-001	Electro-Hydraulic Lift Tables (3)	Equip	West Bend Equip.	STXXS-2000-36/48	T-HC-147-D-ME-001	11/1/2004		C	1	PB-RM 211
FP	V	DE-AC05-98OR22516	T-HC-FW-S-ME-010	Hydraulic Power Unit	Equip	Air & Hydraulic Eq.	Q021216001	T-HC-FW-S-ME-010	11/1/2004		C	1	PB-RM 211
FP	V	DE-AC05-98OR22516	T-HC-FW-D-SS-203	55-Gal Drum Staging Rack	Equip	Custom Fab.	Build to Print	T-HC-FW-D-SS-203	11/1/2004		C	1	PB-RM 211
FP	V	DE-AC05-98OR22516	T-HC-FW-D-SS-202	5-Gal Can Staging Rack (2)	Equip	Custom Fab.	Build to Print	T-HC-FW-D-SS-202	11/1/2004		C	1	PB-RM 211
FP	V	DE-AC05-98OR22516	C-222	5 Ton Canister Storage Rm Crane	Equip	A&M/DeShazo	TR-DG-BM-19591	C-222	11/1/2004		C	1	PB-RM 222

Annual Inventory  
Government-Owned Property Under Primo Contracts  
Oak Ridge Office

Name of Contractor: Foster Wheeler Environmental Corp/Energ-X LLC

Date: 9/28/00

Report Completed By (print name): Don F. Gagel

Title: RH Major Fixed Equip

For Office Use

ID: \_\_\_\_\_

Reviewed by: \_\_\_\_\_

Contract # DE-AC05-98OR22516

Negative Report: Check here if your organization possesses **no** government-owned property under a DOE/DOE contract.  
 High Risk Property: Check here if this report contains high risk property. Flag such property with an asterisk following the description.

Property Type	S/H/V	Contract #	Property #	Description (*denotes high risk property)	Asset Type	Manufacturer	Model #	Project Serial #	In-Service Date/ Acquisition Date	Acquisition Cost	Acquisition Category (G or C)	Condition Code	Location
FP	V	DE-AC05-98OR22516	T-HC-FW-D-ME-126	Pass Thru/Airlock from Rm 231	Equip	Metweld	PO4048458	T-HC-FW-D-ME-126	11/1/2004		C	1	PB-RM 231
FP	V	DE-AC05-98OR22516	A-211	Hot Cell Carbon Adsorber	Equip	Barnebey Sutcliffe	CM35-1-3X1-1-C16	A-211	11/1/2004		C	1	PB-RM 237
FP	V	DE-AC05-98OR22516	F-211A/B	Hot Cell Filtration System	Capital	Flanders	CF-3X1-012P-1GB-SS	F-211A/B	11/1/2004		C	1	PB-RM 321
FP	V	DE-AC05-98OR22516	B-211A	Hot Cell Supply Blower	Equip	Rogers & Morgan	Hartzell	B-211A	11/1/2004		C	1	PB-RM 321
FP	V	DE-AC05-98OR22516	B-211B	Hot Cell Exhaust Blower	Equip	Rogers & Morgan	Hartzell	B-211B	11/1/2004		C	1	PB-RM 321
FP	V	DE-AC05-98OR22516	C-322	7.5 Ton 807 Access Area Crane	Equip	A&M DeShazo	UR-SG-HG-18883	C-322	11/1/2004		C	1	PB-RM 322
Sub-Total													

1. See High Risk Personal Property at <http://www.pml.gov/property/subcbchigh-risk.htm>  
 2. Government-furnished or Contractor-acquired.  
 3. See Property Condition Codes table

Notes:  
 (A) Transmittal Form must accompany this report.  
 (B) An alternate format of this report is acceptable provided all columns of information are included.



**Annual Inventory  
Government-Owned Property Under Prime Contracts  
Oak Ridge Office**

17E

Name of Contractor: Foster Wheeler Environmental Corp/Energ-X

Date: 9/28/06

Report Completed By (print name): Don F. Gagel

Title: SN Fixed Equip

Contract # DE-AC05-98OR22516

<i>For Office Use</i>	
ID:	
Reviewed by:	

Negative Report: Check here if your organization possesses no government-owned property under a DOE/ORO contract.  
High Risk Property: Check here if this report contains high risk property<sup>1</sup>. Flag such property with an *asterisk* following the description.

Property Type	S/H/V	Contract #	Property #	Description (*denotes high risk property)	Asset Type	Manufacturer	Model #	Project Serial #	In-Service Date/ Acquisition Date	Acquisition Cost	Acquisition Category (G or C)	Condition Code	Location
FP	H	DE-AC05-98OR22516	T-SN-FW-D-ME-201	SN Bogie	Equipment	Valley Mech-38	30 Ton Cask	T-SN-FW-D-ME-201	In-Service Date		C	4	Not Installed
FP	H	DE-AC05-98OR22516	T-SN-74-D-ME-001	Liner Fill Sleeve Heat Sealer	Equipment	Aline Systems-74	T-SN-FW-D-ME-201	T-SN-74-D-ME-001	In-Service Date		C	4	Not Installed
FP	V/H	DE-AC05-98OR22516	B-124	Isolok Sampler Cabinet Blower*	Equipment	Cincinnati Fan	PB-10A	B-124	In-Service Date		C	4	PB-RM 124
FP	V/H	DE-AC05-98OR22516	P-105B	Centrifugal Pump*	Equipment	Blackmer/Voigt-England	1x2-10/ALD17	P-105B	In-Service Date		C	4	PB-RM 124
FP	V/H	DE-AC05-98OR22516	P-105C	Centrifugal Pump*	Equipment	Blackmer/Voigt-England	1x2-10/ALD17	P-105C	In-Service Date		C	4	PB-RM 124
FP	V/H	DE-AC05-98OR22516	P-105-D	Centrifugal Pump*	Equipment	Blackmer/Voigt-England	1x2-10/ALD17	P-105-D	In-Service Date		C	4	PB-RM 124
FP	V/H	DE-AC05-98OR22516	P-112A	Centrifugal Pump*	Equipment	Blackmer/Voigt-England	1x2-10/ALD17	P-112A	In-Service Date		C	4	PB-RM 124
FP	V/H	DE-AC05-98OR22516	P-112B	Centrifugal Pump*	Equipment	Blackmer/Voigt-England	1x2-10/ALD17	P-112B	In-Service Date		C	4	PB-RM 124
FP	V/H	DE-AC05-98OR22516	P-113A	Centrifugal Pump*	Equipment	Blackmer/Voigt-England	1x2-10/ALD17	P-113A	In-Service Date		C	4	PB-RM 124
FP	V/H	DE-AC05-98OR22516	P-113B	Centrifugal Pump*	Equipment	Blackmer	1x2-10/ALD17	P-113B	In-Service Date		C	4	PB-RM 124
FP	V/H	DE-AC05-98OR22516	P-401B	AOD Sump Pump*	Equipment	Wilden	P-2	P-401B	In-Service Date		C	4	PB-RM 124
FP	V/H	DE-AC05-98OR22516	P-601/T-601	SN Pump Seal Fluid System*	Equipment	AESSEAL	PP/W	P-601/T-601	In-Service Date		C	4	PB-RM 124
FP	V/H	DE-AC05-98OR22516	T-103A	7,800 gal. SS Cone Btm. Tk*	Equipment	Knight Fabricators	12'O.D. x 8 1/2'	T-103A	11/1/2003		C	4	PB-RM 125
FP	V/H	DE-AC05-98OR22516	M-103A	Mag Drive Tank Mixer*	Equipment	Magna Safe	MST 20/28.5/45	M-103A	11/1/2003		C	4	PB-RM 125
FP	V/H	DE-AC05-98OR22516	T-103B	7,800 gal. SS Cone Btm. Tk*	Equipment	Knight Fabricators	12'O.D. x 8 1/2'	T-103B	11/1/2003		C	4	PB-RM 125
FP	V/H	DE-AC05-98OR22516	M-103B	Mag Drive Tank Mixer*	Equipment	Magna Safe	MST 20/28.5/45	M-103B	11/1/2003		C	4	PB-RM 125
FP	V/H	DE-AC05-98OR22516	T-107	7,800 gal. SS Cone Btm. Tk*	Equipment	Knight Fabricators	12'O.D. x 8 1/2'	T-107	11/1/2003		C	4	PB-RM 125
FP	V/H	DE-AC05-98OR22516	M-107	Mag Drive Tank Mixer*	Equipment	Magna Safe	MST 20/28.5/45	M-107	11/1/2003		C	4	PB-RM 125
FP	V/H	DE-AC05-98OR22516	T-109	7,800 gal. SS Cone Btm. Tk*	Equipment	Knight Fabricators	12'O.D. x 8 1/2'	T-109	11/1/2003		C	4	PB-RM 125
FP	V/H	DE-AC05-98OR22516	M-109	Mag Drive Tank Mixer*	Equipment	Magna Safe	MST 20/28.5/45	M-109	11/1/2003		C	4	PB-RM 125
FP	V/H	DE-AC05-98OR22516	Various	16 Level Switches/4 per tank*	Equipment	Drexelbrook	RNL3-6100-DC1F	Various	11/1/2003		C	4	PB-RM 125
FP	V/H	DE-AC05-98OR22516	Various	Cont. Level Ind. 1 per tank*	Equipment	HMI	NA	Various	11/1/2003		C	4	PB-RM 125
FP	V/H	DE-AC05-98OR22516	P-105A	Centrifugal Pump*	Equipment	Blackmer/Voigt-England	1x2-10/ALD17	P-105A	11/1/2003		C	4	PB-RM 125
FP	V/H	DE-AC05-98OR22516	P-401A	AOD Sump Pump*	Equipment	Wilden	P-2	P-401A	11/1/2003		C	4	PB-RM 125
FP	V/H	DE-AC05-98OR22516	V-503	Evaporator System w/shielding*	Capital	Bufflovak (BTC)	Forced Circ	V-503	11/1/2003		C	4	PB-RM 125
FP	V/H	DE-AC05-98OR22516	H-202	SN Evaporator Superheater*	Capital	Chrmalox	125 kW/375 F	H-202	11/1/2003		C	4	PB-RM 125
FP	V/H	DE-AC05-98OR22516	V-103	SN Dryer System*	Capital	Jaygo	88 cubic foot	V-103	11/1/2003		C	4	PB-RM 128
FP	V/H	DE-AC05-98OR22516	SMP-103A	SN Tank Isolok Sampler*	Equipment	Bristol Equip.	SAB-31-04-04	SMP-103A	11/1/2003		C	4	PB-RM 134
FP	V/H	DE-AC05-98OR22516	SMP-103B	SN Tank Isolok Sampler*	Equipment	Bristol Equip.	SAB-31-04-04	SMP-103B	11/1/2003		C	4	PB-RM 134

**Annual Inventory  
Government-Owned Property Under Prime Contracts  
Oak Ridge Office**

177

Name of Contractor: Foster Wheeler Environmental Corp/Energ-X

Date: 9/28/06

Report Completed By (print name): Don F. Gagel

Title: SN Fixed Equip

<i>For Office Use</i>	
ID:	
Reviewed by:	

Contract # DE-AC05-98OR22516

- Negative Report: Check here if your organization possesses no government-owned property under a DOE/ORO contract.  
 High Risk Property: Check here if this report contains high risk property<sup>1</sup>. Flag such property with an *asterisk* following the description.

Property Type	S/H/V	Contract #	Property #	Description (*denotes high risk property)	Asset Type	Manufacturer	Model #	Project Serial #	In-Service Date/ Acquisition Date	Acquisition Cost	Acquisition Category (G or C)	Condition Code	Location	
FP	V/H	DE-AC05-98OR22516	SMP-107	SN Tank Isolok Sampler*	Equipment	Bristol Equip.	SAB-31-04-04	SMP-107	11/1/2003	[REDACTED]	C	4	PB-RM 134	
FP	V/H	DE-AC05-98OR22516	SMP-109	SN Tank Isolok Sampler*	Equipment	Bristol Equip.	SAB-31-04-04	SMP-109	11/1/2003	[REDACTED]	C	4	PB-RM 134	
FP	V/H	DE-AC05-98OR22516	T-CM-FW-S-ME-021	Mini-Glovebox for SN Samples*	Equipment	Terra Universal-165	1690-04-29782-0331	T-CM-FW-S-ME-021	11/1/2003	[REDACTED]	C	4	PB-RM 141	
FP	H	DE-AC05-98OR22516	V-321	SN/SL Dryer Relief KO Vessel	Equipment	Custom	42"IDx8"	V-321	11/1/2003	[REDACTED]	C	4	PB-RM 321	
FP	V/H	DE-AC05-98OR22516	F-202	SN Evaporator Filtration System*	Capital	Bameby Sutcliffe	2000 scfm	F-202	11/1/2003	[REDACTED]	C	4	PB-RM 327	
FP	H	DE-AC05-98OR22516	B-202	SN Evaporator Blower	Capital	Hoffman	74104A	B-202	11/1/2003	[REDACTED]	C	4	PB-Roof	
Sub-total														

~~Estimated Value of High Risk Property~~

<sup>1</sup> See High Risk Personal Property at <http://www.ornl.gov/property/subcon/hig>  
<sup>2</sup> Government-furnished or Contractor-acquired  
<sup>3</sup> See Property Condition Codes table

**Notes:**

- (A) *Transmittal Form* Most of the SN Equipment has been noted as "H" since it is radioactively contaminated with residual SN and located in locked high radiation areas  
 (B) An alternate format of this report is acceptable provided all columns of information are included.

**Annual Inventory  
Government-Owned Property Under Prime Contracts  
Oak Ridge Office**

179

Name of Contractor: Foster Wheeler Environmental Corp/Energ-X LLC

Date: 9/28/06

Report Completed By (print name): Don F. Gagel

Title: SL Fixed Equip

<i>For Office Use</i>	
ID:	
Reviewed by:	

Contract # DE-AC05-98OR22516

- Negative Report: Check here if your organization possesses no government-owned property under a DOE/ORO contract.  
 High Risk Property: Check here if this report contains high risk property<sup>1</sup>. Flag such property with an asterisk following the description.

Property Type	S/H/V	Contract #	Property #	Description (*denotes high risk property)	Asset Type	Manufacturer	Model #	Project Serial #	In-Service Data/ Acquisition Data	Acquisition Cost	Acquisition Category (O or C)	Condition Code	Location
Proc Eq	V	DE-AC05-98OR22516	Various	72-B Cask Loadout System	Fixed	Metweld	PO#04528	Various	In-Service D		C	1	PB-RM 142
Proc Eq	V	DE-AC05-98OR22516	Various	72-B Canister Bogie	Equipment	Custom Fab.	Build to Print	Various	In-Service D		C	1	PB-RM 142
Proc Eq	V	DE-AC05-98OR22516	Various	72-B Cask Bogie	Equipment	Custom Fab.	Build to Print	Various	In-Service D		C	1	PB-RM 142
Proc Eq	V	DE-AC05-98OR22516	Various	72-B Lift Yoke w/ Test Fixture	Equipment	Custom Fab.	Build to Print	Various	In-Service D		C	1	PB-RM 142
Proc Eq	V	DE-AC05-98OR22516	Various	72-B Platform	Equipment	Custom Fab.	Build to Print	Various	In-Service D		C	1	PB-RM 142
Proc Eq	V	DE-AC05-98OR22516	Various	72-B OV/W Ld Hoist	Equipment	Custom Fab.	Build to Print	Various	In-Service D		C	1	PB-RM 142
Proc Eq	V	DE-AC05-98OR22516	Various	2 Ton Monorail	Equipment	Custom Fab.	Build to Print	Various	In-Service D		C	1	PB-RM 142
Proc Eq	V	DE-AC05-98OR22516	Various	Transfer Bell	Equipment	Custom Fab.	Build to Print	Various	In-Service D		C	1	PB-RM 142
Proc Eq	V	DE-AC05-98OR22516	Various	Sludge Canister Filling	Capital	Custom	N/A	Various	In-Service D		C	1	PB-RM 222
Proc Eq	V	DE-AC05-98OR22516	T-SL-FW-D-SS-201	Canister Storage Rack	Equipment	Custom Fab	PIB	T-SL-FW-D-SS-201	In-Service D		C	1	PB-RM 222
Proc Eq	V	DE-AC05-98OR22516	T-SL-FW-D-ME-207	72-B Caniser Grapple	Equipment	Met Weld	Build to Print	T-SL-FW-D-ME-207	In-Service D		C	1	PB-RM 222
Proc Eq	V	DE-AC05-98OR22516	SL Window	Shield Window	Capital	Custom Fab.	Build to Print	SL Window	In-Service D		C	1	PB-RM 222
Proc Eq	V	DE-AC05-98OR22516	T-SL-FW-D-ME-204	72-B Swipe Test Bag Out Asmbly	Equipment	Custom Fab.	Build to Print	T-SL-FW-D-ME-204	In-Service D		C	1	PB-RM 222
Proc Eq	V	DE-AC05-98OR22516	T-SL-32-D-FB-001	72-B Swipe Manipulator	Capital	CRL	E-HD-X	T-SL-32-D-FB-001	In-Service D		C	1	PB-RM 222
Proc Eq	V	DE-AC05-98OR22516	108526.1	Dried SL Filling Sta. Cntrl. Pnl.	Equipment	Sloan Fluid Acc.	Build to Print	108526.1	In-Service D		C	1	PB-RM 237
Proc Eq	V	DE-AC05-98OR22516	0781QE	2 Ton Manic. Hoist/Monorail	Equipment	Custom Fab.	CM	0781QE	In-Service D		C	1	PB-RM 237
Proc Eq	V	DE-AC05-98OR22516	SMP-102A	SL Tank ISOLOK Sampler	Equipment	Bristol Equipment	SAB-31-04-04	SMP-102A	In-Service D		C	1	PB-RM 322
Proc Eq	V	DE-AC05-98OR22516	SMP-102B	SL Tank ISOLOK Sampler	Equipment	Bristol Equipment	SAB-31-04-04	SMP-102B	In-Service D		C	1	PB-RM 322
Proc Eq	V	DE-AC05-98OR22516	P-651/T-651	SL Pump Seal Fluid System	Equipment	AESSEAL	PP/W	P-651/T-651	In-Service D		C	1	PB-RM 322
Proc Eq	V	DE-AC05-98OR22516	P-101A	Centrifugal Pump	Equipment	Blackmer/Voigt-England	1x3-10/A/LD17	P-101A	In-Service D		C	1	PB-RM 323
Proc Eq	V	DE-AC05-98OR22516	P-101B	Centrifugal Pump	Equipment	Blackmer/Voigt-England	1x3-10/A/LD17	P-101B	In-Service D		C	1	PB-RM 323
Proc Eq	V	DE-AC05-98OR22516	P-101C	Centrifugal Pump	Equipment	Blackmer/Voigt-England	1x3-10/A/LD17	P-101C	In-Service D		C	1	PB-RM 323
Proc Eq	V	DE-AC05-98OR22516	P-101D	Centrifugal Pump	Equipment	Blackmer/Voigt-England	1x3-10/A/LD17	P-101D	In-Service D		C	1	PB-RM 323
Proc Eq	V	DE-AC05-98OR22516	P-403A	AOD Sump Pump	Equipment	Wilden	P-2	P-403A	In-Service D		C	1	PB-RM 323
Proc Eq	V	DE-AC05-98OR22516	B-323	Isolok Sample Cabinet Blower	Equipment	Cincinnati Fan	PB-10A	B-323	In-Service D		C	1	PB-RM 323
Proc Eq	V	DE-AC05-98OR22516	T-102A	1,000 gal. SS Cone Blm. Tk	Equipment	Knight Fabricators	5'0 D. x 7'	T-102A	In-Service D		C	1	PB-RM 324
Proc Eq	V	DE-AC05-98OR22516	M-102A	Mag Drive Tank Mixer	Equipment	Magna Safe	MST 20/27.5/68	M-102A	In-Service D		C	1	PB-RM 324
Proc Eq	V	DE-AC05-98OR22516	S-102A	Closed Pack Hydroclone	Equipment	Krebs Engineer	CP1-M8-M1647-FWE	S-102A	In-Service D		C	1	PB-RM 324
Proc Eq	V	DE-AC05-98OR22516	T-102B	1,000 gal. SS Cone Blm. Tk	Equipment	Knight Fabricators	5'0 D. x 7'	T-102B	In-Service D		C	1	PB-RM 324
Proc Eq	V	DE-AC05-98OR22516	M-102B	Mag Drive Tank Mixer	Equipment	Magna Safe	MST 20/27.5/68	M-102B	In-Service D		C	1	PB-RM 324

**Annual Inventory  
Government-Owned Property Under Prime Contracts  
Oak Ridge Office**

BL1

Name of Contractor: Foster Wheeler Environmental Corp/Energ-X LLC

Date: 9/20/06

Report Completed By (print name): Don F. Gagel

Title: SL Fixed Equip

For Office Use
ID:
Reviewed by:

Contract # DE-AC05-98OR22516

- Negative Report: Check here if your organization possesses no government-owned property under a DOE/ORO contract.  
 High Risk Property: Check here if this report contains high risk property<sup>1</sup>. Flag such property with an *asterisk* following the description.

Property Type	SI/IV	Contract #	Property #	Description (*denotes high risk property)	Asset Type	Manufacturer	Model #	Project Serial #	In-Service Date/ Acquisition Date	Acquisition Cost	Acquisition Category (G or C)	Condition Code	Location
Proc Eq	V	DE-AC05-98OR22516	S-102B	Closed Pack Hydroclone	Equipment	Krebs Engineer	CP1-M8-M1647-FWE	S-102B	In-Service	[REDACTED]	C	1	PB-RM 324
Proc Eq	V	DE-AC05-98OR22516	Various	8 Level Switches/4 per tank	Equipment	Drexelbrook	RNL3-1100-DC1F	Various	In-Service	[REDACTED]	C	1	PB-RM 324
Proc Eq	V	DE-AC05-98OR22516	Various	2 Cont. Level Ind. 1 per tank	Equipment	Drexelbrook	509-0075-713-00	Various	In-Service	[REDACTED]	C	1	PB-RM 324
Proc Eq	V	DE-AC05-98OR22516	P-102A	Peristaltic Sludge Pump	Equipment	Blackmer/Voigt-England	A50	P-102A	In-Service	[REDACTED]	C	1	PB-RM 324
Proc Eq	V	DE-AC05-98OR22516	P-102C	Peristaltic Sludge Pump	Equipment	Blackmer/Voigt-England	A50	P-102C	In-Service	[REDACTED]	C	1	PB-RM 324
Proc Eq	V	DE-AC05-98OR22516	P-102B	Peristaltic Sludge Pump	Equipment	Blackmer/Voigt-England	A50	P-102B	In-Service	[REDACTED]	C	1	PB-RM 324
Proc Eq	V	DE-AC05-98OR22516	P-102D	Peristaltic Sludge Pump	Equipment	Blackmer/Voigt-England	A50	P-102D	In-Service	[REDACTED]	C	1	PB-RM 324
Proc Eq	V	DE-AC05-98OR22516	V-101	SL Dryer System	Capital	Jaygo	00 cubic foot	V-101	In-Service	[REDACTED]	C	1	PB-RM 325
Proc Eq	V	DE-AC05-98OR22516	T-101A	5,200 gal. SS Cone Btm. Tk	Equipment	Knight Fabricators	9'O.D. x 9 1/2'	T-101A	11/1/2003	[REDACTED]	C	1	PB-RM 325
Proc Eq	V	DE-AC05-98OR22516	M-101A	Mag Drive Tank Mber	Equipment	Magna Safe	MST 20/36.5/45	M-101A	11/1/2003	[REDACTED]	C	1	PB-RM 326
Proc Eq	V	DE-AC05-98OR22516	T-101B	5,200 gal. SS Cone Btm. Tk	Equipment	Knight Fabricators	9'O.D. x 9 1/2'	T-101B	11/1/2003	[REDACTED]	C	1	PB-RM 326
Proc Eq	V	DE-AC05-98OR22516	M-101B	Mag Drive Tank Mixer	Equipment	Magna Safe	MST 20/36.5/45	M-101B	11/1/2003	[REDACTED]	C	1	PB-RM 326
Sub-total										[REDACTED]			

**Notes:**  
 (A) *Transmittal Form* must accompany this report.  
 (B) An alternate ~~signature value is required.~~

**Annual Inventory  
Government-Owned Property Under Prime Contracts  
Oak Ridge Office**

1770

Name of Contractor: Foster Wheeler Environmental Corp/Energ-X LLC

Date: 9/28/06

Report Completed By (print name): Don F. Gage

Title: Utility Fixed Equipment

<i>For Office Use</i>	
ID:	
Reviewed by:	

Contract # DE-AC05-98OR22516

Negative Report: Check here if your organization possesses no government-owned property under a DOE/ORO contract.

High Risk Property: Check here if this report contains high risk property<sup>1</sup>. Flag such property with an asterisk following the description.

Property Type	S/H/V	Contract #	Property #	Description (*denotes high risk property)	Asset Type	Manufacturer	Model #	Serial #	In-Service Date/ Acquisition Date	Acquisition Cost	Acquisition Category (D or C)	Condition Code	Location
Proc Eq	V	DE-AC05-98OR22516	02462	Nitrogen Sweep/Pad Layup System	Equip	Custom	5 & 50 PSIG	T-UT-FW-D-ME-150	12/1/2004		C	4	30 Ton CB
Proc Eq	V/H	DE-AC05-98OR22516	B-03	1,600 kw Electric Boiler System*	Capital	Precision Boiler	ST42D-1600-150-480	B-03	11/1/2003		C	4	Boiler Bldg
Proc Eq	V	DE-AC05-98OR22516	T-CM-FW-S-EE-103	30 KVA UPS	Capital	Edwards/Solid State Cntrl	2SE3030U-48-13-24-80	T-CM-FW-S-EE-103	11/1/2003		C	4	Control Rm
Proc Eq	V	DE-AC05-98OR22516	T-CM-72-D-EE-001	Control Room PLC/HMI	Capital	Innovative Cntrl-72	T-CM-FW-S-IC-001	T-CM-72-D-EE-001	11/1/2003		C	4	Control Rm
Proc Eq	V	DE-AC05-98OR22516	PO#56986	PCM Enclosure	Equip	Brozelco	Custom		11/1/2003		C	4	Crane Bay
Proc Eq	V	DE-AC05-98OR22516	PO#054917	Grounding & Lighling Protection Sys	Capital	Brozelco	Custom	PO#054917	11/1/2003		C	4	PB
Proc Eq	V	DE-AC05-98OR22516	PO#040587	PB Stack	Equip	Hoffman	Custom	PO#040587	11/1/2003		C	4	PB
Proc Eq	V	DE-AC05-98OR22516	T-CM-4-D-ME-301	Remote Viewing (CCTV) System	Capital	The Providence Group	T-CM-FW-S-IC-003	T-CM-4-D-ME-301	11/1/2003		C	4	PB & CR
Proc Eq	V	DE-AC05-98OR22516	T-UT-58-M-EE-001	Back-up Diesel Generator, 500 Kw	Capital	Nixon Power	Kohler-ROZD-4	T-UT-58-M-EE-001	11/1/2003		C	4	PB-East Yd
Proc Eq	V	DE-AC05-98OR22516	C-102	Air Compressor System	Equip	Kaeser/A&W Compressor	BS61	C-102	11/1/2003		C	4	PB-East Yd
Proc Eq	V	DE-AC05-98OR22516	C-102 BU	Back-up Air Compressor System	Equip	Gardner Denver-37	EBH 99D	C-102 BU	11/1/2003		C	4	PB-East Yd
Proc Eq	V	DE-AC05-98OR22516	T-UT-37-A-EE-005	EEB/Motor Control Center	Capital	Edwards Supply	GE 6F2-01195EC	T-UT-37-A-EE-005	11/1/2003		C	4	PB-East Yd
Proc Eq	V	DE-AC05-98OR22516	VRC	Vertical Reciprocating Conveyor	Equip	Gillespie	PWE-HBG	VRC	11/1/2003		C	4	PB-NST
Proc Eq	V	DE-AC05-98OR22516	C-851	Sprinkler System Sup. Air Compressor	Equip	EMGLO	K34S-30S	C-851	11/1/2003		C	4	PB-NST
Proc Eq	V	DE-AC05-98OR22516	T-CM-95-D-FP-001	Pre-Action Sprinkler System	Capital	Morristown/Viking	ECOH-EL	T-CM-95-D-FP-001	11/1/2003		C	4	PB-Rm 136
Proc Eq	V	DE-AC05-98OR22516	X-311	Process Chiller, 60 Ton	Equip	York	YCAL0060EC46XBA	X-311	11/1/2003		C	4	PB-Roof
Proc Eq	V	DE-AC05-98OR22516	P-312A	Centrifugal Pump and Skid	Equip	Blackmer/Volqt-England	1x1.5-6/S	P-312A	11/1/2003		C	4	PB-Roof
Proc Eq	V	DE-AC05-98OR22516	P-312B	Centrifugal Pump and Skid	Equip	Blackmer/Volqt-England	1x1.5-6/S	P-312B	11/1/2003		C	4	PB-Roof
Proc Eq	V	DE-AC05-98OR22516	X-301	Environmental Chiller, 300 Ton	Capital	York	YCAS0300EC46YFA	X-301	11/1/2003		C	4	PB-Roof
Proc Eq	V	DE-AC05-98OR22516	P-301A	Chill Water Supply Pump	Equip	Blackmer/Volqt-England	4x6-13/ALD17	P-301A	11/1/2003		C	4	PB-Roof
Proc Eq	V	DE-AC05-98OR22516	P-301B	Chill Water Supply Pump	Equip	Blackmer/Volqt-England	4x6-13/ALD17	P-301B	11/1/2003		C	4	PB-Roof
Proc Eq	V	DE-AC05-98OR22516	T-CM-94-M-MT-001	Employee Notification (PA) System	Capital	GAI-Tronics	SSM100	T-CM-94-M-MT-001	11/1/2003		C	4	Site
Proc Eq	V	DE-AC05-98OR22516	C-100	30 Ton Cask Handling Crane	Capital	A&M/DeShazo	Series 50-18596	C-100	11/1/2003		C	4	W of PB

Estimated Values Highlighted

Sub-Total

<sup>1</sup> See High Risk Property at <http://www.oro.gov/property/subcon/high-risk.html>

<sup>2</sup> Government-furnished or Contractor-acquired

<sup>3</sup> See Property Condition Codes table

**Notes:**

(A) Transmittal Form n The Boiler system has trace levels of residual radioactivity from SN intrusion into this originally "non-rad" utility system

(B) An alternate format of this report is acceptable provided all columns of information are included.

Annual Inventory  
Government-Owned Property Under Prime Contracts  
Oak Ridge Office

Name of Contractor: Foster Wheeler/Energ-X  
Report Completed By (print name): Don F. Gagel

Date: 9/28/06  
Title: Main HVAC

For Office Use
ID:
Reviewed by:

Contract # DE-AC05-98OR22516

Negative Report: Check here if your organization possesses no government-owned property under a DOE/ORO contract.

High Risk Property: Check here if this report contains high risk property. Flag such property with an asterisk following the description.

Property S/H/ Type	Contract #	Property #	Description (* denotes high risk property)	Asset Type	Manufacturer	Model #	Serial #	In-Service Date/ Acquisition Date	Acquisition Cost	Acquisition Category (G or C)	Condition Code	Location
FP	DE-AC05-98OR22516	DH-01	Duct Heater	Equipment	Indeco	ZUB-K-U6-L6-4	DH-01	In-Service Date		C	4	PB-HVAC
FP	DE-AC05-98OR22516	DH-02	Duct Heater	Equipment	Indeco	ZUB-K-U6-L6-4	DH-02	In-Service Date		C	4	PB-HVAC
FP	DE-AC05-98OR22516	DH-03	Duct Heater	Equipment	Indeco	ZUB-K-U6-L6-4	DH-03	In-Service Date		C	4	PB-HVAC
FP	DE-AC05-98OR22516	DH-04	Duct Heater	Equipment	Indeco	ZUB-K-U5-L5-5	DH-04	In-Service Date		C	4	PB-HVAC
FP	DE-AC05-98OR22516	DH-05	Duct Heater	Equipment	Indeco	ZUB-K-U4-L4-4	DH-05	In-Service Date		C	4	PB-HVAC
FP	DE-AC05-98OR22516	DH-06	Duct Heater	Equipment	Indeco	ZUB-K-U4-L6-4	DH-06	In-Service Date		C	4	PB-HVAC
FP	DE-AC05-98OR22516	F-231	Local Return Air Filter Module	Equipment	Air Filters	INTEGRIFRAME	F-231	In-Service Date		C	4	PB-RM 231
FP	DE-AC05-98OR22516	F-011	4 Stage HEPA Filter Bank*	Capital	Flanders	BG1-4H6W	F-011	11/1/2003		C	4	PB-Roof
FP	DE-AC05-98OR22516	F-012	4 Stage HEPA Filter Bank*	Capital	Flanders	BG1-4H6W	F-012	11/1/2003		C	4	PB-Roof
FP	DE-AC05-98OR22516	F-013	4 Stage HEPA Filter Bank*	Capital	Flanders	BG1-4H6W	F-013	11/1/2003		C	4	PB-Roof
FP	DE-AC05-98OR22516	ME-011	Moisture/Flow Indication System	Capital	Desmarais	ME-011	ME-011	11/1/2003		C	4	PB-Roof
FP	DE-AC05-98OR22516	B-011	200 HP-Var Spd. Ventilation Blower	Capital	Barron Fan	BC32	B-011	11/1/2003		C	4	PB-Roof
FP	DE-AC05-98OR22516	B-012	200 HP-Var Spd. Ventilation Blower	Capital	Barron Fan	BC32	B-012	11/1/2003		C	4	PB-Roof
FP	DE-AC05-98OR22516	B-013	200 HP-Var Spd. Ventilation Blower	Capital	Barron Fan	BC32	B-013	11/1/2003		C	4	PB-Roof
FP	DE-AC05-98OR22516	AHL-004	Supply Air Handling Unit	Equipment	York	CP930	AHL-004	11/1/2003		C	4	PB-Roof
FP	DE-AC05-98OR22516	AHL-005	Supply Air Handling Unit	Equipment	York	CP930	AHL-005	11/1/2003		C	4	PB-Roof
FP	DE-AC05-98OR22516	N/A	HVAC System (Ducts, Grills, Diffuse)	Capital	TICI	N/A	N/A	11/1/2003		C	4	PB-Roof

Sub-total

1. See High Risk, Original Property at <http://www.ornl.gov/property/subcontracthighrisk>

2. Government-furnished or Contractor-acquired

3. See Property Condition Codes table

Notes:

(A) Transmittal Form must accompany this report.

(B) An alternate format of this report is acceptable provided all columns of information are included.

Rev: 9/13/06 9:57:49 AM

10/17/2006

Initial Inventory  
Government-Owned Property Under Prime Contracts  
Oak Ridge Office

187

Name of Contractor: Foster Wheeler Environmental Corporation

Date: September 28, 2006

Report Completed By (print name): Scott Byers

Title: Radiation Protection Equipment Inventory

For Office Use
ID:
Reviewed by:

- Negative Report: Check here if your organization possesses no government-owned property under a DOE/ORO contract.
- High Risk Property: Check here if this report contains high risk property. Flag such property with an asterisk following the description.

Prop Type	SA/IV	Contract #	Property #	Description (*denotes high risk property)	Asset Type	Manufacturer	Model #	Serial #	In-Service Date/ Acquisition Date	Acquisition Cost	Acquisition Category (G or C)	Condition Code	Location
ME		DE-AC05-98OR22516	NA		equipment				6/8/2005		C	4	
ME		DE-AC05-98OR22516	NA		equipment				5/13/2005		C	4	
ME		DE-AC05-98OR22516	NA		equipment				7/20/2005		C	4	
ME	S	DE-AC05-98OR22516	D1814	Uninterrupted Power Supply (UPS)	IT	TrippLite	Smart Net Tower UPS	0207GP05M359900117	6/27/2002		C	4	Control Point
ME	S	DE-AC05-98OR22516	D1815	Digital Projector	IT	InFocus	LP70+	ANEN52400353	5/29/2003		C	4	Control Point
ME	SV	DE-AC05-98OR22516	NA	Survey Inst. w/ HP-270 probe	equipment	Eberline	ASP-2/2w/HP 270	1772	9/23/2005		C	4	IN BBA
ME	SV	DE-AC05-98OR22516	NA	Survey Inst. w/ HP-380AB probe	equipment	Eberline	E-600/HP-380AB	2530/195	4/1/2003		C	4	IN BBA
ME	SV	DE-AC05-98OR22516	NA	Survey Inst. w/ HP-380AB probe	equipment	Eberline	E-600/HP-380AB	2532/194	4/1/2003		C	4	IN BBA
ME	S	DE-AC05-98OR22516	NA	probe for 207112	equipment	Ludlum	43-132	240548	2/24/2006		C	4	IN BBA
ME	S	DE-AC05-98OR22516	NA	probe for 207112	equipment	Ludlum	43-132	240539	2/24/2006		C	4	IN BBA
ME	SV	DE-AC05-98OR22516	NA	High range alpha meter	equipment	Ludlum	LA-195	207112	2/24/2006		C	4	IN BBA
ME	SV	DE-AC05-98OR22516	NA	alpha/beta survey meter w/ probe	equipment	Ludlum	LM-2360/43-93	225203/236958	1/30/2006		C	4	IN BBA
ME	SV	DE-AC05-98OR22516	NA	Air Supply System Sampling Head	equipment	Radeco	Flow Rotometer 0.5-3.5 CFM	5702	9/27/2002		C	4	IN BBA
ME	SV	DE-AC05-98OR22516	NA	Air Supply System Sampling Head	equipment	Radeco	Flow Rotometer 0.5-3.5 CFM	6000-25-106	10/31/2005		C	4	IN BBA
ME	S	DE-AC05-98OR22516	NA	probe for 207130	equipment	Ludlum	43-132	240541	2/24/2006		C	4	IN Glovebox
ME	SV	DE-AC05-98OR22516	NA	Survey Inst. w/ HP-270 probe	equipment	Eberline	ASP-2/2w/HP 270	1229	11/12/2002		C	4	Off Site
ME	V	DE-AC05-98OR22516	D1853	fixed area monitor w/ probe	equipment	Eberline	RMS-3/HP-270	463/998	6/17/2002		C	4	Off Site
ME	V	DE-AC05-98OR22516	NA	fixed area monitor w/ probe	equipment	Eberline	RMS-3/HP-270	468/991	6/17/2002		C	4	Off Site
ME	V	DE-AC05-98OR22516	NA	fixed area monitor w/ probe	equipment	Eberline	RMS-3/HP-270	468/997	6/17/2002		C	4	Off Site
ME	V	DE-AC05-98OR22516	NA	fixed area monitor w/ probe	equipment	Eberline	RMS-3/HP-270	469/995	6/17/2002		C	4	Off Site
ME	SV	DE-AC05-98OR22516	NA	dose rate instrument	equipment	Eberline	RO-20	4225	1/8/2003		C	4	Off Site
ME	SV	DE-AC05-98OR22516	NA	Radiodosimeter	equipment	Laurus	RAD 60R/02R	223243	5/7/2002		C	7	Off Site
ME	SV	DE-AC05-98OR22516	NA	Radiodosimeter	equipment	Laurus	RAD 60R/02R	223301	5/7/2002		C	4	Off Site
ME	SV	DE-AC05-98OR22516	NA	Radiodosimeter	equipment	Laurus	RAD 60R/02R	223312	5/7/2002		C	4	Off Site
ME	SV	DE-AC05-98OR22516	NA	Radiodosimeter	equipment	Laurus	RAD 60R/02R	223323	5/7/2002		C	4	Off Site
ME	SV	DE-AC05-98OR22516	NA	Radiodosimeter	equipment	Laurus	RAD 60R/02R	223327	5/7/2002		C	7	Off Site
ME	SV	DE-AC05-98OR22516	NA	Radiodosimeter	equipment	Laurus	RAD 60R/02R	223346	5/7/2002		C	7	Off Site
ME	SV	DE-AC05-98OR22516	NA	Radiodosimeter	equipment	Laurus	RAD 60R/02R	223351	5/7/2002		C	4	Off Site
ME	SV	DE-AC05-98OR22516	NA	Neutron Rem Bull	equipment	Ludlum	LM 12-4	215335	4/12/2005		C	7	Off Site
ME	SV	DE-AC05-98OR22516	NA	alpha/beta survey meter w/ probe	equipment	Ludlum	LM-2360/43-93	19368/226710	4/22/2005		C	4	Off Site
ME	SV	DE-AC05-98OR22516	NA	alpha/beta survey meter w/ probe	equipment	Ludlum	LM-2360/43-93	202420/226869	4/22/2005		C	4	Off Site
ME	SV	DE-AC05-98OR22516	NA	alpha/beta survey meter w/ probe	equipment	Ludlum	LM-2360/43-93	202432/226546	4/22/2005		C	4	Off Site
ME	SV	DE-AC05-98OR22516	NA	alpha/beta survey meter w/ probe	equipment	Ludlum	LM-2360/43-93	202453/238086	4/22/2005		C	4	Off Site
ME	S	DE-AC05-98OR22516	01905	Survey Inst. w/ 4 probes	equipment	Eberline	E-600	00345	4/2/2001	FW surplus/ nominal	C	4	PB Control Point
ME	S	DE-AC05-98OR22516	01906	Probe for E-600 SN 00345	equipment	Eberline	HP 260	00077	4/2/2001	FW surplus/ nominal	C	4	PB Control Point

Initial Inventory  
Government-Owned Property Under Prima Contracts  
Oak Ridge Office

Name of Contractor: Foster Wheeler Environmental Corporation

Date: September 20, 2006

Report Completed By (print name): Scott Byers

Title: Radiation Protection Equipment Inventory

For Office Use
ID:
Reviewed by:

Negative Report: Check here if your organization possesses DO government-owned property under a DOE/ORO contract.  
 High Risk Property: Check here if this report contains high risk property. Flag such property with an asterisk following the description.

Prop Type	S/H/V	Contract #	Property #	Description (*denotes high risk property)	Asset Type	Manufacturer	Model #	Serial #	In-Service Date/ Acquisition Date	Acquisition Cost	Acquisition Category (G or C)	Condition Code	Location
ME	S	DE-AC05-98OR22516	01907	Probe for E-600 SN 00345	equipment	Eberline	SHP-270	00126	4/2/2001	FW surplus/nominal	C	4	PB Control Point
ME	S	DE-AC05-98OR22516	01908	Probe for E-600 SN 00345	equipment	Eberline	SHP-330	00128	4/2/2001	FW surplus/nominal	C	4	PB Control Point
ME	S	DE-AC05-98OR22516	01909	Probe for E-600 SN 00345	equipment	Eberline	SHP-340	00115	4/2/2001	FW surplus/nominal	C	4	PB Control Point
ME	SV	DE-AC05-98OR22516	02038	Printer	equipment	Eberline	HandECount	319	1/8/2003		C	4	PB Control Point
ME	SV		02036/02037	Computer for CAMS/Arms	equipment	Dell	Dell Poweredge 2500 Server with monitor	FR368MT/MX-06D251-47741-372-70WV	6/17/2002				PB Control Point
ME	SV	DE-AC05-98OR22516	01874	Radiodosimeter	equipment	Laurus	RAD 60R/62R	223127	5/7/2002		C	4	PB Control Point
ME	SV	DE-AC05-98OR22516	01929	Radiodosimeter	equipment	Laurus	RAD 60R/62R	223167	5/7/2002		C	4	PB Control Point
ME	SV	DE-AC05-98OR22516	01879	Radiodosimeter	equipment	Laurus	RAD 60R/62R	223168	5/7/2002		C	4	PB Control Point
ME	SV	DE-AC05-98OR22516	01935	Radiodosimeter	equipment	Laurus	RAD 60R/62R	223198	5/7/2002		C	4	PB Control Point
ME	SV	DE-AC05-98OR22516	01926	Radiodosimeter	equipment	Laurus	RAD 60R/62R	223200	5/7/2002		C	4	PB Control Point
ME	SV	DE-AC05-98OR22516	01916	Radiodosimeter	equipment	Laurus	RAD 60R/62R	223201	5/7/2002		C	4	PB Control Point
ME	SV	DE-AC05-98OR22516	01927	Radiodosimeter	equipment	Laurus	RAD 60R/62R	223204	5/7/2002		C	4	PB Control Point
ME	SV	DE-AC05-98OR22516	01888	Radiodosimeter	equipment	Laurus	RAD 60R/62R	223225	5/7/2002		C	4	PB Control Point
ME	SV	DE-AC05-98OR22516	01933	Radiodosimeter	equipment	Laurus	RAD 60R/62R	223241	5/7/2002		C	4	PB Control Point
ME	SV	DE-AC05-98OR22516	01923	Radiodosimeter	equipment	Laurus	RAD 60R/62R	223287	5/7/2002		C	4	PB Control Point
ME	SV	DE-AC05-98OR22516	01882	Radiodosimeter	equipment	Laurus	RAD 60R/62R	223288	5/7/2002		C	4	PB Control Point
ME	SV	DE-AC05-98OR22516	01881	Radiodosimeter	equipment	Laurus	RAD 60R/62R	223289	5/7/2002		C	4	PB Control Point
ME	SV	DE-AC05-98OR22516	01917	Radiodosimeter	equipment	Laurus	RAD 60R/62R	223290	5/7/2002		C	4	PB Control Point
ME	SV	DE-AC05-98OR22516	01875	Radiodosimeter	equipment	Laurus	RAD 60R/62R	223300	5/7/2002		C	4	PB Control Point
ME	SV	DE-AC05-98OR22516	01928	Radiodosimeter	equipment	Laurus	RAD 60R/62R	223302	5/7/2002		C	4	PB Control Point
ME	SV	DE-AC05-98OR22516	01911	Radiodosimeter	equipment	Laurus	RAD 60R/62R	223303	5/7/2002		C	4	PB Control Point
ME	SV	DE-AC05-98OR22516	01921	Radiodosimeter	equipment	Laurus	RAD 60R/62R	223313	5/7/2002		C	4	PB Control Point
ME	SV	DE-AC05-98OR22516	01913	Radiodosimeter	equipment	Laurus	RAD 60R/62R	223322	5/7/2002		C	4	PB Control Point
ME	SV	DE-AC05-98OR22516	01889	Radiodosimeter	equipment	Laurus	RAD 60R/62R	223324	5/7/2002		C	4	PB Control Point
ME	SV	DE-AC05-98OR22516	01915	Radiodosimeter	equipment	Laurus	RAD 60R/62R	223327	5/7/2002		C	4	PB Control Point
ME	SV	DE-AC05-98OR22516	01880	Radiodosimeter	equipment	Laurus	RAD 60R/62R	223330	5/7/2002		C	4	PB Control Point
ME	SV	DE-AC05-98OR22516	01910	Radiodosimeter	equipment	Laurus	RAD 60R/62R	223339	5/7/2002		C	7	PB Control Point
ME	SV	DE-AC05-98OR22516	01871	Radiodosimeter	equipment	Laurus	RAD 60R/62R	223341	5/7/2002		C	4	PB Control Point
ME	SV	DE-AC05-98OR22516	01873	Radiodosimeter	equipment	Laurus	RAD 60R/62R	223342	5/7/2002		C	4	PB Control Point
ME	SV	DE-AC05-98OR22516	01872	Radiodosimeter	equipment	Laurus	RAD 60R/62R	223343	5/7/2002		C	4	PB Control Point
ME	SV	DE-AC05-98OR22516	01931	Radiodosimeter	equipment	Laurus	RAD 60R/62R	223357	5/7/2002		C	4	PB Control Point
ME		DE-AC05-98OR22516	02034/02033	Computer for Radiodosimeter	equipment	DELL	Dell Optiplex GX240 with Monitor	71FKQ11A/Q36M11	5/7/2002		C	4	PB Control Point
ME		DE-AC05-98OR22516	02035	Printer (for Electronic Dosimetry and Records System)	equipment	HP	HP Desjet6122	MYZ7R1918H	5/7/2002		C	4	PB Control Point



Initial Inventory  
Government-Owned Property Under Prime Contracts  
Oak Ridge Office

Name of Contractor: Foster Wheeler Environmental Corporation

Date: September 28, 2006

Report Completed By (print name): Scott Byers

Title: Radiation Protection Equipment Inventory

For Office Use
ID:
Reviewed by:

Negative Report: Check here if your organization possesses no government-owned property under a DOE/ORO contract.  
High Risk Property: Check here if this report contains high risk property. Flag such property with an asterisk following the description.

Prop Type	SH/V	Contract #	Property #	Description (*denotes high risk property)	Asset Type	Manufacturer	Model #	Serial #	In-Service Date/ Acquisition Date	Acquisition Cntrl	Acquisition Category (G or C)	Condition Code	Location
ME	S	DE-AC05-98OR22516	01914	Radiodosimeter	equipment	Laurus	RAD 60R/62R	250131	11/30/2005		C	4	PB Control Point
ME	S	DE-AC05-98OR22516	01877	Radiodosimeter	equipment	Laurus	RAD 60R/62R	250132	11/30/2005		C	4	PB Control Point
ME	S	DE-AC05-98OR22516	01883	Radiodosimeter	equipment	Laurus	RAD 60R/62R	250133	11/30/2005		C	4	PB Control Point
ME	S	DE-AC05-98OR22516	01878	Radiodosimeter	equipment	Laurus	RAD 60R/62R	250134	11/30/2005		C	4	PB Control Point
ME	S	DE-AC05-98OR22516	01925	Radiodosimeter	equipment	Laurus	RAD 60R/62R	250136	11/30/2005		C	4	PB Control Point
ME	S	DE-AC05-98OR22516	01886	Radiodosimeter	equipment	Laurus	RAD 60R/62R	250138	11/30/2005		C	4	PB Control Point
ME	S	DE-AC05-98OR22516	01887	Radiodosimeter	equipment	Laurus	RAD 60R/62R	250139	11/30/2005		C	4	PB Control Point
ME	S	DE-AC05-98OR22516	NA	Radiodosimeter	equipment	Laurus	RAD 60R/62R	250140	11/30/2005		C	7	PB Control Point
ME	S	DE-AC05-98OR22516	01912	Radiodosimeter	equipment	Laurus	RAD 60R/62R	250141	11/30/2005		C	4	PB Control Point
ME	S	DE-AC05-98OR22516	01932	Radiodosimeter	equipment	Laurus	RAD 60R/62R	250142	11/30/2005		C	4	PB Control Point
ME	S	DE-AC05-98OR22516	01924	Radiodosimeter	equipment	Laurus	RAD 60R/62R	250143	11/30/2005		C	4	PB Control Point
ME	S	DE-AC05-98OR22516	NA	Radiodosimeter	equipment	Laurus	RAD 60R/62R	250144	11/30/2005		C	7	PB Control Point
ME	S	DE-AC05-98OR22516	01978	Radiodosimeter	equipment	Laurus	RAD 60R/62R	250146	11/30/2005		C	4	PB Control Point
ME	S	DE-AC05-98OR22516	01920	Radiodosimeter	equipment	Laurus	RAD 60R/62R	250147	11/30/2005		C	4	PB Control Point
ME	S	DE-AC05-98OR22516	01878	Radiodosimeter	equipment	Laurus	RAD 60R/62R	250150	11/30/2005		C	4	PB Control Point
ME	S	DE-AC05-98OR22516	01910	Radiodosimeter	equipment	Laurus	RAD 60R/62R	250151	11/30/2005		C	4	PB Control Point
ME	S	DE-AC05-98OR22516	NA	Radiodosimeter	equipment	Laurus	RAD 60R/62R	250153	11/30/2005		C	7	PB Control Point
ME	S	DE-AC05-98OR22516	01918	Radiodosimeter	equipment	Laurus	RAD 60R/62R	250154	11/30/2005		C	4	PB Control Point
ME	S	DE-AC05-98OR22516	01975	Radiodosimeter	equipment	Laurus	RAD 60R/62R	250156	11/30/2005		C	7	PB Control Point
ME	S	DE-AC05-98OR22516	01934	Radiodosimeter	equipment	Laurus	RAD 60R/62R	250157	11/30/2005		C	4	PB Control Point
ME	SV	DE-AC05-98OR22516	01899	Air Sampler/Calibrator	equipment	Radeco	C-812 Calibrator	1918	11/15/2002		C	4	PB Control Point
ME	SV	DE-AC05-98OR22516	01800	Air Sampler/Calibrator	equipment	Radeco	D-802-1	3313	9/27/2002		C	4	PB Control Point
ME	SV		01884	Laptop Computer	equipment	DELL	Latitude	3MBP221	1/1/2003		C	4	PB Control Point
ME	S	DE-AC05-98OR22516	01885	3Com Ethernet Switch	equipment	3Com	3C16980A SuperStack 3	0401 7MMV72065F8	6/27/2002		C	4	PB Control Point
ME	S	DE-AC05-98OR22516	02096	Leak Detector	equipment	TIF Instruments	TIF XL-1 Leak Detector	070212001049	5/29/2003		C	4	PB Control Point
ME	SV	DE-AC05-98OR22516	NA	Alpha-7 Single Board Computer	spare part	Eberline	NONE	NONE	7/27/2002		C	4	PB Control Point
ME	SV	DE-AC05-98OR22516	NA	RMS3 Modular Detector Board (3)	spare part	Eberline	NONE	NONE	7/27/2002		C	4	PB Control Point
ME	SV	DE-AC05-98OR22516	NA	mini-3e detectors (4)	spare part	Canberra	NONE	NONE	5/29/2003		C	4	PB Control Point
ME	SV	DE-AC05-98OR22516	NA	PCM detector boards (3)	spare part	Canberra	NONE	NONE	5/29/2003		C	4	PB Control Point
ME	SV	DE-AC05-98OR22516	NA	PCM LED Boards (4)	spare part	Canberra	NONE	NONE	5/29/2003		C	4	PB Control Point
ME		DE-AC05-98OR22516	NA					KR 356	7/8/2002		C	4	
ME		DE-AC05-98OR22516	NA					66714-659	9/11/2003		C	4	
ME		DE-AC05-98OR22516	NA					3901-02	5/25/2002		C	4	
ME		DE-AC05-98OR22516	NA					A9 136	12/27/2002		C	4	
ME		DE-AC05-98OR22516	NA					A9 154	1/3/2003		C	4	
ME		DE-AC05-98OR22516	NA					A9 165	1/3/2003		C	4	
ME		DE-AC05-98OR22516	NA					A9 160	1/6/2003		C	4	
ME		DE-AC05-98OR22516	NA					A9 156	1/6/2003		C	4	
ME		DE-AC05-98OR22516	NA					A9 159	1/6/2003		C	4	
ME		DE-AC05-98OR22516	NA					U3-101	8/18/2003		C	4	
ME		DE-AC05-98OR22516	NA					A9 161	8/22/2003		C	4	

Initial Inventory  
Government-Owned Property Under Prime Contracts  
Oak Ridge Office

4251

Name of Contractor: Foster Wheeler Environmental Corporation

Date: September 28, 2006

Report Completed By (print name): Scott Byers

Title: Radiation Protection Equipment Inventory

For Office Use
ID:
Reviewed by:

- Negative Report: Check here if your organization possesses DOE government-owned property under a DOE/ORO contract.
- High Risk Property: Check here if this report contains high risk property\*. Flag such property with an asterisk following the description.

Prop Type	SH/V	Contract #	Property #	Description (*denotes high risk property)	Asset Type	Manufacturer	Model #	Serial #	In-Service Date/ Acquisition Date	Acquisition Cost	Acquisition Category (G or C)	Condition Code	Location
ME	SV	DE-AC05-98OR22516	NA	radioactive source	equipment	Isotope Products	Am-241 32.27 nCi 8/14/03 LDS-241-100mm	A9-162	8/22/2003		C	4	PB Rm 123 Source Locker
ME	S	DE-AC05-98OR22516	NA	radioactive source	equipment	Thermo Relec	Cs-137 0.940 uCi-6/7/99 md CS-7B	1144-99	4/1/2002	FW surplus/nominal	C	4	PB Rm 123 Source Locker
ME	S	DE-AC05-98OR22516	NA	radioactive source	equipment	TMA	Th-230 18,600 dpm 8/17/99 CS-12	1156-99	4/1/2002	FW surplus/nominal	C	4	PB Rm 123 Source Locker
ME	S	DE-AC05-98OR22516	NA	radioactive source	equipment	TMA	Th-230 19,100 dpm 8/17/99 CS-12	1156-99	4/1/2002	FW surplus/nominal	C	4	PB Rm 123 Source Locker
ME	SV	DE-AC05-98OR22516	01890	low background counter	capital	Canberra	Tennelec Series 5 XLB (including dedicated computer)	78474	7/21/2003		C	4	PB Room 123
ME	S	DE-AC05-98OR22516	NA	radioactive source	equipment	Frontier Technology Corp	CF-252 2.7uCi -2/28/05 md 100	FTC-CF-2429	3/3/2005		C	4	PB Room 129 Hallway
ME	IV	DE-AC05-98OR22516	01990	Personnel Contamination Monitor	capital	Aptech	APM-3e	0207620	5/29/2003		C	4	PB Room 231
ME	IV	DE-AC05-98OR22516	01991	Personnel Contamination Monitor	capital	Aptech	APM-3e	0207621	5/29/2003		C	4	PB Room 231
ME	SV	DE-AC05-98OR22516	Installed Equip	Stack Sampler	equipment	HI-Q Instruments	HI-Q	SM-1	12/17/2004		C	4	PB Stack
ME	SV	DE-AC05-98OR22516	01806/01806	Survey Inst. w/ HP-210L probe	equipment	Eberline	ASP-2/2e/210L	1234	11/18/2002		C	4	Personnel Building RP Locker
ME	SV	DE-AC05-98OR22516	01806/01809	Frisker/probe set	equipment	Ludlum	LM-177/44-40	202507/209584	7/12/2004		C	4	Personnel Building RP Locker
ME	SV	DE-AC05-98OR22516	01812/01813	Frisker/probe set	equipment	Ludlum	LM-177/44-40	202536/209572	7/12/2004		C	4	Personnel Building RP Locker
ME	SV	DE-AC05-98OR22516	01810/01811	Frisker/probe set	equipment	Ludlum	LM-177/44-40	202588/209569	7/12/2004		C	4	Personnel Building RP Locker
ME	SV	DE-AC05-98OR22516	01847/01848	Detector w/ Probe	equipment	Eberline	Alpha-7/Radial-Entry Sample Head	00107101	6/27/2002		C	4	Process Building
ME	SV	DE-AC05-98OR22516	01851/01852	Detector w/ Probe	equipment	Eberline	Alpha-7/Radial-Entry Sample Head	00102102	6/27/2002		C	4	Process Building
ME	SV	DE-AC05-98OR22516	02027/02028	Detector w/ Probe	equipment	Eberline	Alpha-7/Radial-Entry Sample Head	00103103	6/27/2002		C	7	Process Building
ME	SV	DE-AC05-98OR22516	02000/02001	Detector w/ Probe	equipment	Eberline	Alpha-7/Radial-Entry Sample Head	00104104	6/27/2002		C	4	Process Building
ME	SV	DE-AC05-98OR22516	02007/02008	Detector w/ Probe	equipment	Eberline	Alpha-7/Radial-Entry Sample Head	00105105	6/27/2002		C	4	Process Building
ME	SV	DE-AC05-98OR22516	02012/02013	Detector w/ Probe	equipment	Eberline	Alpha-7/Radial-Entry Sample Head	00106106	6/27/2002		C	4	Process Building
ME	SV	DE-AC05-98OR22516	01904/01901	Detector w/ Probe	equipment	Eberline	AMS-4/Inline Particulate Head	1462/inline1462	6/28/2002		C	4	Process Building
ME	SV	DE-AC05-98OR22516	02031/02032	Detector w/ Probe	equipment	Eberline	AMS-4/Inline Particulate Head	1503/inline1503	6/28/2002		C	4	Process Building
ME	SV	DE-AC05-98OR22516	01903/01902	Detector w/ Probe	equipment	Eberline	AMS-4/Inline Particulate Head	1505/inline1505	6/28/2002		C	4	Process Building
ME	SV	DE-AC05-98OR22516	01995/01999	Survey Inst. w/ HP-270 probe	equipment	Eberline	ASP-2/2e/HP 270	123002085	11/12/2002		C	4	Process Building
ME	SV	DE-AC05-98OR22516	01891/01892	Survey Inst. w/ HP-270 probe	equipment	Eberline	ASP-2/2e/HP 270	1234	11/12/2002		C	4	Process Building
ME	SV	DE-AC05-98OR22516	01994/01998	Survey Inst. w/ HP-270 probe	equipment	Eberline	ASP-2/2e/HP 270	17712984	9/23/2005		C	4	Process Building
ME	SV	DE-AC05-98OR22516	01862/01863	Survey Inst. w/ HP-270 probe	equipment	Eberline	ASP-2/2e/HP 270	1773	9/23/2005		C	4	Process Building
ME	SV	DE-AC05-98OR22516	01996/01997	Survey Inst. w/ HP-380AB probe	equipment	Eberline	E-600/HP-380AB	2545/193	4/1/2003		C	4	Process Building
ME	SV	DE-AC05-98OR22516	01864	Survey Inst. w/ Smart Pole	equipment	Eberline	E-600/Smart Pole	02413/163	9/12/2002		C	4	Process Building
ME	SV	DE-AC05-98OR22516	NA	Survey Inst. w/ Smart Pole	equipment	Eberline	E-600/Smart Pole	02548/188	9/12/2002		C	4	Process Building
ME	V	DE-AC05-98OR22516	NA	fixed area monitor w/ probe	equipment	Eberline	RMS-3HP 270	378/2002	0/17/2002		C	4	Process Building
ME	V	DE-AC05-98OR22516	01867	fixed area monitor w/ probe	equipment	Eberline	RMS-3HP-270	4642000	8/17/2002		C	4	Process Building
ME	V	DE-AC05-98OR22516	01858	fixed area monitor w/ probe	equipment	Eberline	RMS-3HP-270	4651099	6/17/2002		C	4	Process Building
ME	V	DE-AC05-98OR22516	02026	fixed area monitor w/ probe	equipment	Eberline	RMS-3HP-270	4671998	6/17/2002		C	4	Process Building
ME	V	DE-AC05-98OR22516	01989	fixed area monitor w/ probe	equipment	Eberline	RMS-3HP-270	470/1993	6/17/2002		C	4	Process Building

Initial Inventory  
Government-Owned Property Under Prime Contracts  
Oak Ridge Office

and of Contractor: Foster Wheeler Environmental Corporation

Report Completed By (print name): Scott Byers

Title: Radiation Protection Equipment Inventory

Date: September 28, 2006

For Office Use
ID:
Reviewed
by:

SP	Contract #	Property #	Description (denotes high risk property)	Asset Type	Manufacturer	Model #	Serial #	In-Service Date/Acquisition Date	Acquisition Cost	Acquisition Category (G or C)	Condition	Location
E	DE-AC05-980R22516	02022	Lead area monitor w/ probe	equipment	Eberline	RMS-34P-270	4741982	6/17/2002		C	4	Process Building
E	DE-AC05-980R22516	02006	Lead area monitor w/ probe	equipment	Eberline	RMS-34P-270	4752001	6/17/2002		C	4	Process Building
E	DE-AC05-980R22516	01986	Lead area monitor w/ probe	equipment	Eberline	RMS-34P-270	4781984	6/17/2002		C	4	Process Building
E	DE-AC05-980R22516	01854	Lead area monitor w/ probe	equipment	Eberline	RMS-34P-270	47712003	6/17/2002		C	7	Process Building
E	DE-AC05-980R22516	02039	probe for 200139	equipment	Ludlum	43-83	226046	4/22/2005		C	7	Process Building
E	DE-AC05-980R22516	01850	probe for 200139	equipment	Ludlum	43-132	243158	6/21/2006		C	4	Process Building
E	DE-AC05-980R22516	01883	probe for 200139	equipment	Ludlum	43-132	240542	6/21/2006		C	4	Process Building
E	DE-AC05-980R22516	01978	probe for 207130	equipment	Ludlum	43-132	240546	2/24/2006		C	4	Process Building
E	DE-AC05-980R22516	01861	probe for 207130	equipment	Ludlum	43-132	240544	2/24/2006		C	4	Process Building
E	DE-AC05-980R22516	01980	probe for 207130	equipment	Ludlum	43-132	190590	2/24/2006		C	4	Process Building
E	DE-AC05-980R22516	01984	Spare probe	equipment	Ludlum	43-132	240543	6/21/2006		C	4	Process Building
E	DE-AC05-980R22516	01985	Spare probe	equipment	Ludlum	43-132	240545	6/21/2006		C	4	Process Building
E	DE-AC05-980R22516	01976	Neutron Ram Ball	equipment	Ludlum	LM 124	215368	4/12/2005		C	4	Process Building
E	DE-AC05-980R22516	01977	Neutron Ram Ball	equipment	Ludlum	LM 124	231188	9/14/2006		C	4	Process Building
E	DE-AC05-980R22516	01894	Fluorescence set	equipment	Ludlum	LM-177/43-92	211267/228682	4/22/2005		C	4	Process Building
E	DE-AC05-980R22516	0210302104	Fluorescence set	equipment	Ludlum	LM-177/43-92	211267/228681	4/23/2005		C	4	Process Building
E	DE-AC05-980R22516	01850/01857	Fluorescence set	equipment	Ludlum	LM-177/43-92	211328/228088	4/24/2005		C	4	Process Building
E	DE-AC05-980R22516	0210102102	Fluorescence set	equipment	Ludlum	LM-177/43-92	211329/228693	4/25/2005		C	4	Process Building
E	DE-AC05-980R22516	02090/02100	Fluorescence set	equipment	Ludlum	LM-177/43-92	211329/228689	4/26/2005		C	4	Process Building
E	DE-AC05-980R22516	02097/02098	Fluorescence set	equipment	Ludlum	LM-177/43-92	211647/229415	4/27/2005		C	4	Process Building
E	DE-AC05-980R22516	01894	Microf. meter	equipment	Ludlum	LM-19	207479	7/15/2004		C	4	Process Building
E	DE-AC05-980R22516	02011	Microf. meter	equipment	Ludlum	LM-19	207603	7/16/2004		C	4	Process Building
E	DE-AC05-980R22516	02011	High range alpha meter	equipment	Ludlum	LM-195	200139	6/21/2006		C	4	Process Building
E	DE-AC05-980R22516	02014/02015	alpha beta survey meter w/ probe	equipment	Ludlum	LM-2360/43-93	190588/238111	4/22/2006		C	4	Process Building
E	DE-AC05-980R22516	02004/02005	alpha beta survey meter w/ probe	equipment	Ludlum	LM-2360/43-93	225176/236901	4/3/2006		C	4	Process Building
E	DE-AC05-980R22516	02002/02003	alpha beta survey meter w/ probe	equipment	Ludlum	LM-2360/43-93	225277/236549	1/30/2006		C	4	Process Building
E	DE-AC05-980R22516	01892/01993	alpha beta survey meter w/ probe	equipment	Ludlum	LM-3030E/43-10-1	215272/19258	1/24/2006		C	4	Process Building
E	DE-AC05-980R22516	01845/01846	small scaler w/ probe	equipment	Ludlum	LM-3030E/43-10-1	215272/19258	1/24/2006		C	4	Process Building
E	DE-AC05-980R22516	02090/02021	small scaler w/ probe	equipment	Ludlum	LM-3030E/43-10-1	217630/229372	12/17/2004		C	4	Process Building
E	DE-AC05-980R22516	01831	laboratory scale	equipment	Ohaus	Advanture A1150	M2112067	9/27/2002		C	4	Process Building
E	DE-AC05-980R22516	02030	Air Supply System Sampling Head	equipment	Radco	Flow Rotameter 0.5-3.5 CFM	5700	9/27/2002		C	4	Process Building
E	DE-AC05-980R22516	02029	Air Supply System Sampling Head	equipment	Radco	Flow Rotameter 0.5-3.5 CFM	5701	9/27/2002		C	4	Process Building
E	DE-AC05-980R22516	01805	Air Supply System Sampling Head	equipment	Radco	Flow Rotameter 0.5-3.5 CFM	6206	9/27/2002		C	4	Process Building
E	DE-AC05-980R22516	01806	Air Supply System Sampling Head	equipment	Radco	Flow Rotameter 0.5-3.5 CFM	6208	9/27/2002		C	4	Process Building
E	DE-AC05-980R22516	02023	Air Supply System Sampling Head	equipment	Radco	Flow Rotameter 0.5-3.5 CFM	6224	1/15/2002		C	4	Process Building
E	DE-AC05-980R22516	01855	Air Supply System Sampling Head	equipment	Radco	Flow Rotameter 0.5-3.5 CFM	6225	1/15/2002		C	4	Process Building

Initial Inventory  
Government-Owned Property Under Prime Contracts  
Oak Ridge Office

101

Name of Contractor: Foster Wheeler Environmental Corporation

Date: September 28, 2008

Report Completed By (print name): Scott Byers

Title: Radiation Protection Equipment Inventory

For Office Use
ID:
Reviewed by:

☐ Negative Report: Check here if your organization possesses no government-owned property under a DOE/ORO contract.  
☐ High Risk Property: Check here if this report contains high risk property<sup>1</sup>. Flag such property with an asterisk following the description.

Prop Type	SAHV	Contract #	Property #	Description (*denotes high risk property)	Asset Type	Manufacturer	Model #	Serial #	In-Service Date/ Acquisition Date	Acquisition Cost	Acquisition Category (G or C)	Condition Code	Location
ME	SV	DE-AC05-98OR22516	02025	Air Supply System Sampling Head	equipment	Radeco	Flow Rotometer 0.5-3.5 CFM	6228	11/15/2002		C	4	Process Building
ME	SV	DE-AC05-98OR22516	01866	Air Supply System Sampling Head	equipment	Radeco	Flow Rotometer 0.5-3.5 CFM	6227	11/15/2002		C	4	Process Building
ME	SV	DE-AC05-98OR22516	02024	Air Supply System Sampling Head	equipment	Radeco	Flow Rotometer 0.5-3.5 CFM	6000-25-105	10/31/2005		C	4	Process Building
ME	SV	DE-AC05-98OR22516	01832	Air Sampler	equipment	SKC/Sensodyne	Gillan Lapel AS	01001	3/2/2008		C	4	Process Building
ME	SV	DE-AC05-98OR22516	02017	Air Sampler	equipment	SKC/Sensodyne	Gillan Lapel AS	01002	3/2/2008		C	4	Process Building
ME	SV	DE-AC05-98OR22516	01833	Air Sampler	equipment	SKC/Sensodyne	Gillan Lapel AS	01003	3/2/2008		C	4	Process Building
ME	SV	DE-AC05-98OR22516	01834	Air Sampler	equipment	SKC/Sensodyne	Gillan Lapel AS	01004	3/2/2008		C	4	Process Building
ME	SV	DE-AC05-98OR22516	01835	Air Sampler	equipment	SKC/Sensodyne	Gillan Lapel AS	01005	3/2/2008		C	4	Process Building
ME	SV	DE-AC05-98OR22516	01836	Air Sampler	equipment	SKC/Sensodyne	Gillan Lapel AS	01006	3/2/2008		C	4	Process Building
ME	SV	DE-AC05-98OR22516	02019	Air Sampler	equipment	SKC/Sensodyne	Gillan Lapel AS	01007	3/2/2008		C	4	Process Building
ME	SV	DE-AC05-98OR22516	01810	Air Sampler	equipment	SKC/Sensodyne	Gillan Lapel AS	01008	3/2/2008		C	4	Process Building
ME	SV	DE-AC05-98OR22516	01837	Air Sampler	equipment	SKC/Sensodyne	Gillan Lapel AS	01009	3/2/2008		C	4	Process Building
ME	SV	DE-AC05-98OR22516	01888	Air Sampler	equipment	SKC/Sensodyne	Gillan Lapel AS	01010	3/2/2008		C	4	Process Building
ME	SV	DE-AC05-98OR22516	01838	Air Sampler	equipment	SKC/Sensodyne	Gillan Lapel AS	01011	3/2/2008		C	4	Process Building
ME	SV	DE-AC05-98OR22516	01849	Air Sampler	equipment	SKC/Sensodyne	Gillan Lapel AS	01012	3/2/2008		C	4	Process Building
ME	SV	DE-AC05-98OR22516	02018	Air Sampler	equipment	SKC/Sensodyne	Gillan Lapel AS	01013	3/2/2008		C	4	Process Building
ME	SV	DE-AC05-98OR22516	01839	Air Sampler	equipment	SKC/Sensodyne	Gillan Lapel AS	01014	3/2/2008		C	4	Process Building
ME	SV	DE-AC05-98OR22516	01840	Air Sampler	equipment	SKC/Sensodyne	Gillan Lapel AS	01015	3/2/2008		C	4	Process Building
ME	SV	DE-AC05-98OR22516	01898	Air Sampler	equipment	SKC/Sensodyne	Gillan Lapel AS	15113	5/19/2004		C	4	Process Building
ME	SV	DE-AC05-98OR22516	01841	Air Sampler	equipment	SKC/Sensodyne	Gillan Lapel AS	15114	5/19/2004		C	4	Process Building
ME	SV	DE-AC05-98OR22516	01859	Air Sampler	equipment	SKC/Sensodyne	Gillan Lapel AS	15115	5/19/2004		C	4	Process Building
ME	SV	DE-AC05-98OR22516	01842	Air Sampler	equipment	SKC/Sensodyne	Gillan Lapel AS	15116	5/19/2004		C	4	Process Building
ME	SV	DE-AC05-98OR22516	01843	Air Sampler	equipment	SKC/Sensodyne	Gillan Lapel AS	15117	5/19/2004		C	4	Process Building
ME	SV	DE-AC05-98OR22516	01844	Air Sampler	equipment	SKC/Sensodyne	Gillan Lapel AS	15118	5/19/2004		C	4	Process Building
ME	SV	DE-AC05-98OR22516	01897	Air Sampler	equipment	SKC/Sensodyne	Gillan Lapel AS	15119	5/19/2004		C	4	Process Building
ME	SV	DE-AC05-98OR22516	01820	Air Sampler	equipment	SKC/Sensodyne	Gillan Lapel AS	15120	5/19/2004		C	4	Process Building
ME	SV	DE-AC05-98OR22516	01821	Air Sampler	equipment	SKC/Sensodyne	Gillan Lapel AS	15121	5/19/2004		C	4	Process Building
ME	SV	DE-AC05-98OR22516	01822	Air Sampler	equipment	SKC/Sensodyne	Gillan Lapel AS	15122	5/19/2004		C	4	Process Building
ME	SV	DE-AC05-98OR22516	01823	Air Sampler	equipment	SKC/Sensodyne	Gillan Lapel AS	15123	5/19/2004		C	4	Process Building
ME	SV	DE-AC05-98OR22516	01824	Air Sampler	equipment	SKC/Sensodyne	Gillan Lapel AS	15124	5/19/2004		C	4	Process Building
ME	SV	DE-AC05-98OR22516	02016	Air Sampler	equipment	SKC/Sensodyne	Gillan Lapel AS	15125	5/19/2004		C	4	Process Building
ME	SV	DE-AC05-98OR22516	01987	Air Sampler	equipment	SKC/Sensodyne	Gillan Lapel AS	15126	5/19/2004		C	4	Process Building
ME	SV	DE-AC05-98OR22516	01825	Air Sampler	equipment	SKC/Sensodyne	Gillan Lapel AS	15127	5/19/2004		C	4	Process Building
ME	SV	DE-AC05-98OR22516	01827/01828	Air Sampler Calibrator w/ probe	equipment	SKC/Sensodyne	Gilibrator/20 cc-6 LPM Flow cal	03024007003835-5	5/19/2004		C	4	Process Building
ME	SV	DE-AC05-98OR22516	01829/01830	Air Sampler Calibrator w/ probe	equipment	SKC/Sensodyne	Gilibrator/20 cc-6 LPM Flow cal	060102470601002-6	3/2/2008		C	4	Process Building
ME	SV	DE-AC05-98OR22516	01826	Battery Monitoring System	equipment	SKC/Sensodyne	RMS II	0512008 Rev. M	6/1/2008		C	4	Process Building
ME	S	DE-AC05-98OR22516	02123/02124	Survey Inst. w/ HP-260 probe	equipment	Eberline	ASP-1/HP 260	510	10/30/2002	nominal	C	4	Sealand
ME	S	DE-AC05-98OR22516	02118/02119	Survey Inst. w/ HP-260 probe	equipment	Eberline	ASP-1/HP 260	511	5/8/2002	nominal	C	4	Sealand

Initial Inventory  
Government-Owned Property Under Prime Contracts  
Oak Ridge Office

Date: September 28, 2006

Title: Radiation Protection Equipment Inventory

For Office Use
ID:
Reviewed by:

Name of Contractor: Foster Wheeler Environmental Corporation

Report Completed By (print name): Scott Byers

Negative Report: Check here if your organization possesses DE government-owned property under a DOE/ORO contract.  
High Risk Property: Check here if this report contains high risk property. Flag such property with an asterisk following the description.

Prop Type	SHW	Contract #	Property #	Description (*denotes high risk property)	Asset Type	Manufacturer	Model #	Serial #	In-Service Date/ Acquisition Date	Acquisition Cost	Acquisition Category (G or C)	Condition Code	Location
AE	S	DE-AC05-98OR22516	01181002120	Survey list, w/ HP-260 probe	equipment	Eberline	ESP 1HP-260	0356772723	8/26/2003	FW surplus/ nominal	C	4	Sealand
AE	SV	DE-AC05-98OR22516	0212502128	alphaBeta portable scaler w/ probe	equipment	Eberline	RM-250/HP-360	922-2372737	8/9/2003		C	7	Sealand
AE	S	DE-AC05-98OR22516	01181601817	Survey list, w/ HP-260 probe	equipment	Ludlum	LM-3HP-260	34-0689010948	11/15/2002	nominal	C	4	Sealand
AE	S	DE-AC05-98OR22516	02129002130	Survey list, w/ HP-260 probe	equipment	Ludlum	LM-3HP-260	3543JRN012644	-1724/2006	nominal	C	4	Sealand
AE	S	DE-AC05-98OR22516	02127002128	Survey list, w/ HP-260 probe	equipment	Eberline	E-120 EHP-260	14185715222	4/27/2001	nominal	C	4	Sealand

1. See High Risk Property at <http://www.ornl.gov/inspect/subcon/high-risk.htm>

2. Government-furnished or Contractor-acquired

3. See Property Condition Codes table

Notes:  
(A) Transmittal Form must accompany this report.  
(B) An alternate format of this report is acceptable provided all columns of information are included.  
This inventory does not include radioactive sources owned by vendor. The vendor owned sources are shown on separate report.

**Annual Inventory  
Government-Owned Property Under Prime Contracts  
Oak Ridge Office**

Name of Contractor: TRU Waste Processing Center

Date: 9/27/2006

Report Completed By (print name): Clyde Amrstrong

Title: Measuring and Test Equipment

<i>For Office Use</i>	
ID:	
Reviewed by:	

Negative Report: Check here if your organization possesses no government-owned property under a DOE/ORO contract.  
High Risk Property: Check here if this report contains high risk property<sup>1</sup>. Flag such property with an *asterisk* following the description.

Property Type	S/H/V	Contract #	Property #	Description (*denotes high risk property)	Asset Type	Manufacturer	Model #	Serial #	In-Service Date/ Acquisition Date	Acquisition Cost	Acquisition Category (G or C)	Condition Code	Location
ME		DE-AC05-98OR22516	too small for tagging	Temperature Data Logger	equipm't	Marathon	Mdl 64	5072801	8/9/2005		C	4	PB/in use
ME		DE-AC05-98OR22516	too small for tagging	Temperature Data Logger	equipm't	Marathon	Mdl 64	5072802	8/9/2005		C	4	PB/in use
ME		DE-AC05-98OR22516	too small for tagging	Temperature Data Logger	equipm't	Marathon	Mdl 64	5072803	8/9/2005		C	4	PB/in use
ME		DE-AC05-98OR22516	too small for tagging	Temperature Data Logger	equipm't	Marathon	Mdl 64	5072804	8/9/2005		C	4	PB/in use
ME		DE-AC05-98OR22516	too small for tagging	Temperature Data Logger	equipm't	Marathon	Mdl 64	5072805	8/9/2005		C	4	PB/in use
ME		DE-AC05-98OR22516	too small for tagging	Temperature Data Logger	equipm't	Marathon	Mdl 64	5072807	8/9/2005		C	4	PB/in use
ME		DE-AC05-98OR22516	too small for tagging	Temperature Data Logger	equipm't	Marathon	Mdl 64	6071903	7/28/2006		C	4	PB/in use
ME		DE-AC05-98OR22516	too small for tagging	Temperature Data Logger	equipm't	Marathon	Mdl 64	6071904	7/28/2006		C	4	PB/in use
ME		DE-AC05-98OR22516	too small for tagging	Temperature Data Logger	equipm't	Marathon	Mdl 64	6071905	7/28/2006		C	4	PB/in use
ME		DE-AC05-98OR22516	too small for tagging	Temperature Data Logger	equipm't	Marathon	Mdl 64	6071908	7/28/2006		C	4	PB/in use
ME		DE-AC05-98OR22516	too small for tagging	Temperature Data Logger	equipm't	Marathon	Mdl 64	6071909	7/28/2006		C	4	PB/in use
ME		DE-AC05-98OR22516	too small for tagging	Temperature Data Logger	equipm't	Marathon	Mdl 64	6071910	7/28/2006		C	4	PB/in use
ME	S	DE-AC05-98OR22516	02261	Torque Wrench	equipm't	Craftsman	34881	649719	8/28/2003	<500	C	4	7880R/QA Rm
ME		DE-AC05-98OR22516		Calibration Weights	equipm't	Troemner		33751752	6/20/2003		C	4	7880R/QA Rm
MF		DE-AC05-98OR22516		Weight	equipm't	Troemner		1	3/23/2004		C	4	7880R/QA Rm
ME		DE-AC05-98OR22516		Weight	equipm't	Troemner		2	3/23/2004		C	4	7880R/QA Rm

Measuring & Test

**Annual Inventory  
Government-Owned Property Under Prime Contracts  
Oak Ridge Office**

1A0

Name of Contractor: TRU Waste Processing Center

Date: 9/27/2006

Report Completed By (print name): Clyde Amrstrong

Title: Measuring and Test Equipment

<i>For Office Use</i>	
ID:	
Reviewed by:	

**Negative Report:** Check here if your organization possesses no government-owned property under a DOE/ORO contract.  
**High Risk Property:** Check here if this report contains high risk property<sup>1</sup>. Flag such property with an *asterisk* following the description.

Property Type	SI/HV	Contract #	Property #	Description (*denotes high risk property)	Asset Type	Manufacturer	Model #	Serial #	In-Service Date/ Acquisition Date	Acquisition Cost	Acquisition Category (G or C)	Condition Code	Location
ME		DE-AC05-98OR22516		Weight	equipm't	Troemner		70148	3/23/2004		C	4	7880R/QA Rm
ME		DE-AC05-98OR22516		5 Step Gauge Block	equipm't	ATS		A19641	10/1/2004	<500	C	4	PB/in use
ME		DE-AC05-98OR22516		5 Step Gauge Block	equipm't	ATS		A20614	10/1/2004	<500	C	4	PB/in use
ME	S	DE-AC05-98OR22516	02262	Infrared Thermometer	equipm't	Center	352	030810639	8/18/2005		C	4	7880R/QA Rm
ME		DE-AC05-98OR22516		Weight	equipm't	Memphis Scale Works		2M96	10/10/2005		C	4	CHSA
ME		DE-AC05-98OR22516		Weight	equipm't	Memphis Scale Works		2QAG	10/19/2005		C	4	PB Rm 231
ME		DE-AC05-98OR22516		Weight	equipm't	Memphis Scale Works		2QZA	10/27/2005		C	4	PB Rm 231
ME		DE-AC05-98OR22516		Weight	equipm't	Memphis Scale Works		2QAZ9	10/27/2005		C	4	PB Rm 231
ME		DE-AC05-98OR22516		Weight	equipm't	Memphis Scale Works		2R11	11/5/2005		C	4	7880R/QA Rm
ME	S	DE-AC05-98OR22516	02287	Infrared Thermometer	equipm't	Center	352	051208465	7/28/2006		C	4	PB Rm 122
ME	S	DE-AC05-98OR22516	02277	Multimeter	equipm't	Simpson	260 Series 6XPM	N/A	10/8/2003	<500	C	4	Maint Shop
ME	S	DE-AC05-98OR22516	02281	True RMS Clamp Meter	equipm't	Fluke	335	82003379	1/22/2004	<500	C	4	Maint Shop
ME	S	DE-AC05-98OR22516	02263	Torque Wrench	equipm't	Armstrong	64-084	4050417611	5/24/2005	<500	C	4	7880R/QA Rm
ME	S	DE-AC05-98OR22516	02264	Torque Wrench	equipm't	Armstrong	64-085	4020540844	9/24/2003	<500	C	4	7880R/QA Rm
ME	S	DE-AC05-98OR22516	02265	Torque Wrench Micrometer Adjustable	equipm't	CDI Torque Products	1501MRPH	0704500011	10/21/2004	<500	C	4	7880R/QA Rm
ME	S	DE-AC05-98OR22516		TRU RMS Multimeter	equipm't	Fluke	FLK-87E-3	82160343	9/18/2003		C	4	Maint Shop
ME	S	DE-AC05-98OR22516	02266	Torque Wrench	equipm't	Armstrong	64-086	4050251703	9/23/2004		C	4	7880R/QA Rm

Measuring & Test

**Annual Inventory  
Government-Owned Property Under Prime Contracts  
Oak Ridge Office**

Name of Contractor: TRU Waste Processing Center Date: 9/27/2006  
 Report Completed By (print name): Clyde Amrstrong Title: Measuring and Test Equipment

<i>For Office Use</i>	
ID:	
Reviewed by:	

Negative Report: Check here if your organization possesses no government-owned property under a DOE/ORO contract.  
 High Risk Property: Check here if this report contains high risk property<sup>1</sup>. Flag such property with an asterisk following the description.

Property Type	SIHV	Contract #	Property #	Description (*denotes high risk property)	Asset Type	Manufacturer	Model #	Serial #	In-Service Date/ Acquisition Date	Acquisition Cost	Acquisition Category (G or C)	Condition Code	Location
ME	S	DE-AC05-98OR22516	02267	Torque Wrench	equipm't	Armstrong	64-086	4040667867	1/19/2005		C	4	7880R/QA Rm
ME	S	DE-AC05-98OR22516	02268	Torque Wrench	equipm't	Armstrong	64-086	4050200138	3/18/2005		C	4	7880R/QA Rm
ME	S/V	DE-AC05-98OR22516	02273	Torque Wrench	equipm't	Proto	J8141F	806900	12/9/2005		C	1	7880W/Engnrng
ME	V	DE-AC05-98OR22516	02284	Crane Scale	equipm't	Dyna Lnk	MSI-7200RF	73818	4/29/2003		C	4	30T Crane Bay
ME	V	DE-AC05-98OR22516	02285	Platform Scale	equipm't	Mettler Toledo	Hawk	1120303-1DE	4/25/2005		C	4	CHSA
ME	V	DE-AC05-98OR22516	02286	Platform Scale	equipm't	Mettler Toledo	Hawk	1120294-1DE	4/25/2005		C	4	PB Rm 231
ME	V	DE-AC05-98OR22516	cannot tag calibrat'n wt	Weight	equipm't	Memphis Scale Works		2KHZ	4/29/2005		C	4	CHSA
ME	S/V	DE-AC05-98OR22516	02272	Digital-Micro Ohmmeter	equipm't	Chauvin-Acnoux	5600	05M40321DV	8/21/2003		C	4	Maint Shop
ME	S/V	DE-AC05-98OR22516	02278	Pressure Module	equipm't	Fluke	700PD2	83854203	8/21/2003		C	4	Maint Shop
ME	S/V	DE-AC05-98OR22516		Pressure Module	equipm't	Fluke	700P29	81652905	8/21/2003		C	4	Maint Shop
ME	V	DE-AC05-98OR22516	02269	Calibration Weights	equipm't	Troemner		50530	4/15/2003		C	4	7880R/QA Rm
ME	V	DE-AC05-98OR22516	02279	Electronic Manometer	equipm't	Air Monitor Corp	ATE-100	9248	12/10/2003		C	4	Maint Shop
ME	V	DE-AC05-98OR22516	*see note	0-2" Pressure Transducer	equipm't	Air Monitor Corp	AQS-1	24927	12/10/2003		C	4	Maint Shop
ME	S/V	DE-AC05-98OR22516	02283	Electronic Ultrasonic Thickness Gauge	equipm't	Phase II Metrology	UTG-2000	A-0163	10/1/2004		C	4	PB/in use
ME	V	DE-AC05-98OR22516	02280	Electronic Micromanometer	equipm't	Air Data	ADM-860C	M05616	9/28/2005		C	4	7880W/Engnrng
ME	V	DE-AC05-98OR22516	ICA	Bench Scale	equipm't	Mettler Toledo	Speedweight	5352354-5DE	10/10/2005		C	4	RM 231 GB
ME	V	DE-AC05-98OR22516	ICA	Bench Scale	equipm't	Mettler Toledo	Speedweight	5352353-5DE	10/10/2005		C	4	RM 231 GB



**Annual Inventory  
Government-Owned Property Under Prime Contracts  
Oak Ridge Office**

Name of Contractor: TRU Waste Processing Center

Date: 9/27/2006

Report Completed By (print name): Clyde Armstrong

Title: Measuring and Test Equipment

<i>For Office Use</i>	
ID:	
Reviewed by:	

Negative Report: Check here if your organization possesses no government-owned property under a DOE/ORO contract.  
High Risk Property: Check here if this report contains high risk property<sup>1</sup>. Flag such property with an *asterisk* following the description.

Property Type	SI/HV	Contract #	Property #	Description (*denotes high risk property)	Asset Type	Manufacturer	Model #	Serial #	In-Service Date/ Acquisition Date	Acquisition Cost	Acquisition Category (G or C)	Condition Code	Location
ME	V	DE-AC05-98OR22516	02274	Bench Scale	equipm't	Mettler Toledo	Speedweight	5501181-5KG	10/10/2005		C	4	SP Conex
ME	V	DE-AC05-98OR22516	cannot tag calibrat'n wt	Weight	equipm't	Memphis Scale Works		2QZ8	10/27/2005		C	4	RM 231
ME	V	DE-AC05-98OR22516	02275	Moisture Analyzer	equipm't	Sartorius	MA-45	14506381	12/30/2002		C	4	SP Conex
ME	V	DE-AC05-98OR22516	02276	Moisture Analyzer Documenting Process	equipm't	Sartorius	MA-45	15708077	12/1/2003		C	4	SP Conex
ME	S/V	DE-AC05-98OR22516	02282	Calibrator	equipm't	Fluke	741B	8188006	8/16/2003		C	4	Maint Shop
ME	V	DE-AC05-98OR22516		Pressure Module	equipm't	Fluke	700PD3	82054305	8/15/2003		C	4	Maint Shop
ME	V	DE-AC05-98OR22516		Pressure Module	equipm't	Fluke	700P07	84100702	7/24/2003		C	4	Maint Shop
ME	S/V	DE-AC05-98OR22516	02270	Megohmmeter	equipm't	AVO	MJ559	6410-867/020202/2	8/21/2003		C	4	7880R/QA Rm
ME	S/V	DE-AC05-98OR22516	02271	Megohmmeter	equipm't	AVO	MJ559	6410-867/020602/2	8/21/2003		C	4	7880R/QA Rm
ME		DE-AC05-98OR22516		Weights	equipm't	Memphis Scale Works		30RB	9/25/2006		C	4	PB/in use
ME		DE-AC05-98OR22516		Weights	equipm't	Memphis Scale Works		30RC	9/25/2006		C	4	PB/in use
ME		DE-AC05-98OR22516		Weights	equipm't	Memphis Scale Works		30RS	9/25/2006		C	4	PB/in use
ME		DE-AC05-98OR22516		Weights	equipm't	Memphis Scale Works		30RT	9/25/2006		C	4	PB/in use
ME		DE-AC05-98OR22516		Weights	equipm't	Memphis Scale Works		30RU	9/25/2006		C	4	PB/in use
ME		DE-AC05-98OR22516		Weights	equipm't	Memphis Scale Works		30RV	9/25/2006		C	4	PB/in use
ME		DE-AC05-98OR22516		Weights	equipm't	Memphis Scale Works		30RH	9/25/2006		C	4	PB/in use
ME		DE-AC05-98OR22516		Weights	equipm't	Memphis Scale Works		30RI	9/25/2006		C	4	PB/in use

Measuring & Test

**Annual Inventory  
Government-Owned Property Under Prime Contracts  
Oak Ridge Office**

ET 1

Name of Contractor: TRU Waste Processing Center Date: 9/27/2006  
 Report Completed By (print name): Clyde Amrstrom Title: Measuring and Test Equipment

<i>For Office Use</i>
ID:
Reviewed by:

**Negative Report:** Check here if your organization possesses no government-owned property under a DOE/ORO contract.  
**High Risk Property:** Check here if this report contains high risk property<sup>1</sup>. Flag such property with an *asterisk* following the description.

Property Type	S/H/V	Contract #	Property #	Description (*denotes high risk property)	Asset Type	Manufacturer	Model #	Serial #	In-Service Date/ Acquisition Date	Acquisition Cost	Acquisition Category (G or C)	Condition Code	Location
ME		DE-AC05-98OR22516		Weights	equipm't	Memphis Scale Works		30RJ	9/25/2006		C	4	PB/in use
ME		DE-AC05-98OR22516		Weights	equipm't	Memphis Scale Works		30RK	9/25/2006		C	4	PB/in use
ME		DE-AC05-98OR22516		Weights	equipm't	Memphis Scale Works		30RL	9/25/2006		C	4	PB/in use
ME		DE-AC05-98OR22516		Weights	equipm't	Memphis Scale Works		30RM	9/25/2006		C	4	PB/in use
ME		DE-AC05-98OR22516		Weights	equipm't	Memphis Scale Works		30RN	9/25/2006		C	4	PB/in use
ME		DE-AC05-98OR22516		Weights	equipm't	Memphis Scale Works		30RP	9/25/2006		C	4	PB/in use
ME		DE-AC05-98OR22516		Weights	equipm't	Memphis Scale Works		30RQ	9/25/2006		C	4	PB/in use
ME		DE-AC05-98OR22516		Weights	equipm't	Memphis Scale Works		30RR	9/25/2006		C	4	PB/in use
ME	V	DE-AC05-98OR22516	cannot tag calibrat'n wt	Weights	equipm't	Memphis Scale Works		30RD	9/25/2006		C	4	PB/in use
ME	V	DE-AC05-98OR22516	cannot tag calibrat'n wt	Weights	equipm't	Memphis Scale Works		30RE	9/25/2006		C	4	PB/in use
ME	V	DE-AC05-98OR22516	cannot tag calibrat'n wt	Weights	equipm't	Memphis Scale Works		30RF	9/25/2006		C	4	PB/in use
ME	V	DE-AC05-98OR22516	cannot tag calibrat'n wt	Weights	equipm't	Memphis Scale Works		30RG	9/25/2006		C	4	PB/in use
ME	V	DE-AC05-98OR22516	cannot tag calibrat'n wt	Weights	equipm't	Memphis Scale Works		30RW	9/25/2006		C	4	PB/in use
ME	V	DE-AC05-98OR22516	cannot tag calibrat'n wt	Weights	equipm't	Memphis Scale Works		30RX	9/25/2006		C	4	PB/in use
ME	V	DE-AC05-98OR22516	cannot tag calibrat'n wt	Weights	equipm't	Memphis Scale Works		30RY	9/25/2006		C	4	PB/in use
ME	V	DE-AC05-98OR22516	cannot tag calibrat'n wt	Weights	equipm't	Memphis Scale Works		30RZ	9/25/2006		C	4	PB/in use

**Annual Inventory  
Government-Owned Property Under Prime Contracts  
Oak Ridge Office**

Name of Contractor: TRU Waste Processing Center

Date: 9/27/2006

Report Completed By (print name): Clyde Armstrong

Title: Measuring and Test Equipment

<i>For Office Use</i>
ID:
Reviewed by:

Negative Report: Check here if your organization possesses no government-owned property under a DOE/ORO contract.

High Risk Property: Check here if this report contains high risk property<sup>1</sup>. Flag such property with an *asterisk* following the description.

Property Type	S/H/V	Contract #	Property #	Description (*denotes high risk property)	Asset Type	Manufacturer	Model #	Serial #	In-Service Date/ Acquisition Date	Acquisition Cost	Acquisition Category (G or C)	Condition Code	Location
ME	V	DE-AC05-98OR22516	cannot tag calibrat'n wt	Weights	equipm't	Memphis Scale Works		30S0	9/25/2006		C	4	PB/in use
ME	V	DE-AC05-98OR22516		Weights	equipm't	Memphis Scale Works		30PC	9/25/2006		C	4	PB/in use
ME	V	DE-AC05-98OR22516		Weights	equipm't	Memphis Scale Works		30PD	9/25/2006		C	4	PB/in use
ME	V	DE-AC05-98OR22516		Weights	equipm't	Memphis Scale Works		30PE	9/25/2006		C	4	PB/in use
ME	V	DE-AC05-98OR22516		Weights	equipm't	Memphis Scale Works		30PF	9/25/2006		C	4	PB/in use
ME	V	DE-AC05-98OR22516		Weights	equipm't	Memphis Scale Works		30PG	9/25/2006		C	4	PB/in use
ME	V	DE-AC05-98OR22516	cannot tag calibrat'n wt	Weights	equipm't	Memphis Scale Works		30PH	9/25/2006		C	4	PB/in use

<sup>2</sup> Pressure Transducer module is separate but integral to item tag number 02279 Electronic Manometer and is too small for tagging

**Annual Inventory  
Government-Owned Property Under Prime Contracts  
Oak Ridge Office**

701

Name of Contractor: Foster Wheeler Environmental Corp./EnergX TWPC

Date: 9/30/06

Report Completed By (print name): B. Weible

Title: Acquired HSGS equipment

<i>For Office Use</i>	
ID:	
Reviewed by:	

- Negative Report:** Check here if your organization possesses no government-owned property under a DOE/ORO contract.  
 **High Risk Property:** Check here if this report contains high risk property<sup>1</sup>. Flag such property with an *asterisk* following the description.

Property Type	S/H/V	Contract #	Property #	Description (*denotes high risk property)	Asset Type	Manufacturer	Model #	Serial #	In-Service Date/ Acquisition Date	Acquisition Cost	Acquisition Category (G or C)	Condition Code	Location
ME		DE-AC05-98OR22516	Sub-contractor owned	Dual detector gas chromatograph /mass spectrometer (GC/MS)	equip	Varian	GC = CP-3800 GC/MS unit = Saturn 2200	Number not visible - unit operating	04/05* (see note)	*see note	*see note	4	PB Rm. 122
ME	V	DE-AC05-98OR22516	01481	Turbo-molecular pump for GC/MS	equip	Varian	V-70/P/N 969-9357-5002	219723	04/06		C	1	QC locker PB Rm 135 (hall)
ME	V	98OR22516	02342	Temperature control cover	equip	Nucfil	fabricated	NA	04/06		C	4	PB Rm. 122
ME	V	DE-AC05-98OR22516	Flexible fabric unsuitable for tagging	AL-size gas cylinder jacket (Qty 2)	equip	Scott Specialty Gases	55ALD2G120P	Various	01/06		C	4	PB Rm. 122
ME	V	DE-AC05-98OR22516		AN-size gas cylinder jacket (Qty 5)	equip	Scott Specialty Gases	55AD2G120P	Various	11/05		C	4	PB Rm. 122
ME	V	DE-AC05-98OR22516		CL-size gas cylinder jacket	equip	Scott Specialty Gases	55CLD2G120P	Number not visible	01/06		C	4	PB Rm. 122
ME		DE-AC05-98OR22516		Cylinder storage pad (qty-7)	equip	Scott Specialty Gases	055INSULPAD	Various	Various		C	4	PB Rm. 122
ME		DE-AC05-98OR22516		Cylinder storage regulator cover	equip	Scott Specialty Gases	055HOODLTG	Various	Various		C	4	PB Rm. 122
ME		DE-AC05-98OR22516		Cylinder storage thermostat (Qty-4)	equip	Scott Specialty Gases	055THERMOSTAT	Various	11/05		C	4	PB Rm. 122
ME		DE-AC05-98OR22516		Cylinder storage thermostat (Qty-7)	equip	Scott Specialty Gases	055THERMOSTAT	Various	01/06		C	4	PB Rm. 122

\*At the time of this inventory the TWPC had not acquired the GC/MS unit from NFT, Inc., but had retained rights to acquisition for a fee to be negotiated, said fee to be not less than the unamortized portion of the base equipment cost, quoted by NFT as \$197,798.40. Per negotiated subcontract agreements, TWPC will have completed payments for the entire amortization schedule effective with its payment of NFT charges for the period ending September 6, 2006.

**Initial Inventory  
Government-Owned Property Under Prime Contracts  
Oak Ridge Office**

Name of Contractor: Foster Wheeler Environmental Corporation

Date: September 30, 2006

Report Completed By (print name): B. Weible

Title: Idle Construction Equipment/Scrap

<i>For Office Use</i>
ID:
Reviewed by:

Negative Report: Check here if your organization possesses no government-owned property under a DOE/ORO contract.

High Risk Property: Check here if this report contains high risk property<sup>1</sup>. Flag such property with an asterisk following the description.

Prop Type	S/H/V	Contract #	Property #	Description (*denotes high risk property)	Asset Type	Manufacturer	Model #	Serial #	In-Service Date/ Acquisition Date	Acquisition Cost	Acquisition Category (G or C)	Condition Code	Location
ME	V	DE-AC05-98OR22516	02216	Prototype RH cask overpack	equipment	Tec-Fab	prototype	NA	2-May		C	4	lay-down yard
ME		DE-AC05-98OR22516		5163 lb. switch valve (Qty-2)	equipment	Kunke	911JHHM03 LE	NA	Phase II	Included in Phil	C	7	lay-down yard
ME		DE-AC05-98OR22516	02217	28,000 lb. cap spreader bar	equipment	Single-purpose GB install/remove/voided	NA	NA	Phase II	Included in Phil	C	4	lay-down yard
ME		DE-AC05-98OR22516		metal pallets (Qty-5)	equipment	International Metal Pallet	NA	NA	various	>\$500	C	4	lay-down yard
ME		DE-AC05-98OR22516		forklift safety man basket	equipment	fabricated	NA	NA	Phase II	>\$500	C	4	lay-down yard
ME		DE-AC05-98OR22516		forklift elevator safety basket	equipment	fabricated	NA	NA	Phase II	>\$500	C	4	lay-down yard
ME	S	DE-AC05-98OR22516	02222	12' step ladder	equipment	Werner	7412	NA	Phase II	>\$500	C	4	lay-down yard
ME	S	DE-AC05-98OR22516	02224	12' step ladder	equipment	Werner	7412	NA	Phase II	>\$500	C	4	lay-down yard
ME	S	DE-AC05-98OR22516	02223	6' step ladder	equipment	Werner	6206	NA	Phase II	>\$500	C	4	lay-down yard
ME	S	DE-AC05-98OR22516	02225	24' extens'n ladder	equipment	Louisville Ladder	1-3022-24	NA	Phase II	>\$500	C	4	lay-down yard
ME	S	DE-AC05-98OR22516	02226	24' extens'n ladder	equipment	Louisville Ladder	1-3022-24	NA	Phase II	>\$500	C	4	lay-down yard
ME	S	DE-AC05-98OR22516	02227	16' extension ladder	equipment	Werner	D6216-2		Phase II	>\$500	C	4	lay-down yard
ME	S	DE-AC05-98OR22516	02231	24' extension ladder	equipment	Werner	D7412-2		Phase II	>\$500	C	4	lay-down yard
ME		DE-AC05-98OR22516		pipestand (qty-3)	equipment	Rigid	VJ-99	NA	Phase II	>\$500	C	4	lay-down yard
ME		DE-AC05-98OR22516		6 cu.ft wheelbarrow (qty-2)	equipment	True Temper	NA	NA	Phase II	>\$500	C	4	lay-down yard
ME	S	DE-AC05-98OR22516	02230	300 gal. dual side fuel tank	equipment	Modern Welding	NA	none visible	Phase II		C	4	lay-down yard
ME		DE-AC05-98OR22516	02228	Integral (w/ tank) hand crank pump	equipment	Tuthill Transfer Sys.	Series 100/Model 112	none visible	Phase II	Included in Phil	C	4	lay-down yard

**Initial Inventory  
Government-Owned Property Under Prime Contracts  
Oak Ridge Office**

Name of Contractor: Foster Wheeler Environmental Corporation

Date: September 30, 2006

Report Completed By (print name): B. Weible

Title: Idle Construction Equipment/Scrap

<i>For Office Use</i>
ID:
Reviewed by:

Negative Report: Check here if your organization possesses no government-owned property under a DOE/ORO contract.

High Risk Property: Check here if this report contains high risk property<sup>1</sup>. Flag such property with an asterisk following the description.

Prop Type	SI/HV	Contract #	Property #	Description (*denotes high risk property)	Asset Type	Manufacturer	Model #	Serial #	In-Service Date/ Acquisition Date	Acquisition Cost	Acquisition Category (G or C)	Condition Code	Location
ME		DE-AC05-98OR22516	02229	Integral (w/ tank) hand crank pump	equipment	Tuthill Transfer Sys.	Series 100/Model 112	none visible	Phase II	included in Phil	C	4	lay-down yard
ME		DE-AC05-98OR22516		2-ton cap gantry crane frame	equipment	T-S Equipment	FGHS-89-4	S161485	Phase II	>\$500	C	4	lay-down yard
ME		DE-AC05-98OR22516		65"X24" fiberglass water softener tank (qty-2)	equipment	Pentair Water Treatment	obscured	5416	Phase II	>\$500	C	4	lay-down yard
ME		DE-AC05-98OR22516		48"X12" fiberglass water softener tank (qty-2)	equipment	Randomglass	obscured	2707P/2707N	Phase II	>\$500	C	4	lay-down yard
ME		DE-AC05-98OR22516	02232	gas bottle cage	equipment	American Standard	unmarked	unmarked	Phase II	>\$500	C	4	lay-down yard
ME		DE-AC05-98OR22516	02233	gas bottle cage	equipment	American Standard	unmarked	unmarked	Phase II	>\$500	C	4	lay-down yard
ME		DE-AC05-98OR22516	02234	gas bottle cage	equipment	American Standard	unmarked	unmarked	Phase II	>\$500	C	4	lay-down yard
ME		DE-AC05-98OR22516	02209	gas bottle cage	equipment	American Standard	unmarked	unmarked	Phase II	>\$500	C	4	lay-down yard
ME		DE-AC05-98OR22516	02210	gas bottle cage	equipment	American Standard	unmarked	unmarked	Phase II	>\$500	C	4	lay-down yard
ME		DE-AC05-98OR22516	02211	gas bottle cage	equipment	American Standard	unmarked	unmarked	Phase II	>\$500	C	4	lay-down yard
ME		DE-AC05-98OR22516	02212	gas bottle cage	equipment	American Standard	unmarked	unmarked	Phase II	>\$500	C	4	lay-down yard
ME		DE-AC05-98OR22516	02213	gas bottle cage	equipment	American Standard	unmarked	unmarked	Phase II	>\$500	C	4	lay-down yard
ME		DE-AC05-98OR22516		3 drum rack	equipment	Modern Equipment	PDR3-KD	9600	Phase II	>\$500	C	4	lay-down yard
ME		DE-AC05-98OR22516	02214	yellow rotary top spill containment	equipment	Engel	1646RTC	none visible	Phase II		C	4	lay-down yard
ME		DE-AC05-98OR22516	02215	yellow rotary top spill containment	equipment	Engel	1646RTC	none visible	Phase II		C	4	lay-down yard
ME		DE-AC05-98OR22516		1000 lb. capacity ramp	equipment	Empac	5039-CG	NA	Phase II	>\$500	C	4	lay-down yard

Initial Inventory  
Government-Owned Property Under Prime Contracts  
Oak Ridge Office

104

Name of Contractor: Foster Wheeler Environmental Corporation

Date: September 30, 2006

Report Completed By (print name): B. Weible

Title: Idle Construction Equipment/Scrap

<i>For Office Use</i>
ID:
Reviewed by:

1 Negative Report: Check here if your organization possesses no government-owned property under a DOE/ORO contract.

1 High Risk Property: Check here if this report contains high risk property<sup>1</sup>. Flag such property with an asterisk following the description.

Prop Type	S/H/V	Contract #	Property #	Description (*denotes high risk property)	Asset Type	Manufacturer	Model #	Serial #	In-Service Date/ Acquisition Date	Acquisition Cost	Acquisition Category (G or C)	Condition Code	Location
ME		DE-AC05-98OR22516		split zone tread plate	equipment	unmarked	NA	NA	Phase II	nominal	C	4	lay-down yard
ME		DE-AC05-98OR22516		primer gray caster cart	equipment	fabricated	NA	NA	Phase II	nominal	C	4	lay-down yard
ME		DE-AC05-98OR22516	02218	forklift dump hopper	equipment	T&S Equipment	HD-100-MD	NA	Phase II	included in PhII	C	4	lay-down yard
ME		DE-AC05-98OR22516	02219	forklift dump hopper	equipment	T&S Equipment	HD-100-MD	NA	Phase II	included in PhII	C	4	lay-down yard
ME		DE-AC05-98OR22516	02220	forklift dump hopper	equipment	T&S Equipment	HD-100-MD	NA	Phase II	included in PhII	C	4	lay-down yard
ME		DE-AC05-98OR22516	02221	BBA /G8 Interface	equipment	Brozelco	NA	NA	prior to 01/04	included in PhII	C	1	lay-down yard
ME		DE-AC05-98OR22516		skid-mounted square frame part puller w/ reservoir	equipment	unknown	NA	NA	Phase II	included in PhII	C	S	lay-down yard
ME		DE-AC05-98OR22516		various pieces scaffolding	equipment	Bil Jay/Werner	various	NA	Phase II	>\$500/piece	C	4	lay-down yard
ME		DE-AC05-98OR22516		numerous pieces of pipe, conduit, sheet metal, hose, siding, scrap metal, louvers, etc.	equipment	various	NA	NA	Phase II	>\$500	C	S	lay-down yard

<sup>1</sup> See High Risk Personal Property at <http://www.ornl.gov/property/subcon/high-risk.htm>

<sup>2</sup> Government-furnished or Contractor-acquired.

<sup>3</sup> See Property Condition Codes table

Notes: (A) Transmittal Form must accompany this report.

(B) An alternate format of this report is acceptable provided all columns of information are included.

Initial Inventory
Government-Owned Property Under Prime Contracts
Oak Ridge Office
(Leased Equipment)

Name of Contractor: Foster Wheeler Environmental Corporation, Inc.

Date: 9/20/06

Report Completed By (print name): B. Weible

Title: Leased Equipment

Form with fields: For Office Use, ID, Reviewed by:

- Check here if your organization possesses no government-owned property under a DOE/ORO contract.
Check here if this report contains high risk property. Flag such property with an asterisk following the description.

Table with 13 columns: Property Type, S/H/V, Contract #, Property #, Description (\*denotes high risk property), Asset Type, Manufacturer, Model #, Serial #, In-Service Date/Acquisition Date, Acquisition Cost, Acquisition Category (G or C), Condition Code, Location. Contains 20 rows of equipment data.

1 See High Risk Personal Property at http://www.ornl.gov/property/subcon/high-risk

2 Government-furnished or Contractor-acquired

3 See Property Condition Codes table

Notes: (A) Transmittal Form must accompany this report.



Annual Inventory  
Government-Owned Property Under Prime Contracts  
Oak Ridge Office

Name of Contractor: Foster Wheeler Environmental Corp./EnerX (TWPC)

Date: 9/29/08

Report Completed By (print name): D. Ferguson/A. Kitts/J. Reynolds

Title: IT/Data Equipment

For Office Use	
ID:	
Reviewed by:	

- Negative Report: Check here if your organization possesses no government-owned property under a DOE/ORO contract.  
 High Risk Property: Check here if this report contains high risk property<sup>1</sup>. Flag such property with an asterisk following the description.

Property Type	SIHV	Contract #	Property #	Description (*denotes high risk property)	Asset Type	Manufacturer	Model #	Serial #	In-Service Date/ Acquisition Date	Acquisition Cost	Acquisition Category (G or C)	Condition Code	Location
IT	V S	DE-AC03-98OR22516	1300	Desktop PC / Monitor		Hewlett Packard	DC5100SFF	2ub53803fn	7/15/2006		C	4	7880B-1, 1st Fl
IT	V S	DE-AC03-98OR22516	1313	Desktop PC / Monitor		Hewlett Packard	DC5100SFF	2ub53803fw	7/15/2006		C	4	7880B-1, 1st Fl
IT	V S	DE-AC03-98OR22516	1316	Desktop PC / Monitor		Hewlett Packard	DC5100SFF	2ub53803fz	7/15/2006		C	4	7880B-1, 1st Fl
IT	V S	DE-AC03-98OR22516	1321	Desktop PC / Monitor		Hewlett Packard	DC5100SFF	2ub53803g4	7/15/2006		C	4	7880B-1, 1st Fl
IT	V	DE-AC03-98OR22516	1426	24 Port GB Ethernet Switch		Dell	PowerConnect 2724	4TNT291	6/23/2006		C	1	7880B-1, 1st Fl
IT	V	DE-AC03-98OR22516	1427	24 Port GB Ethernet Switch		Dell	PowerConnect 2724	FYNT291	6/23/2006		C	1	7880B-1, 1st Fl
IT	V S	DE-AC03-98OR22516	1305	Desktop PC / Monitor		Hewlett Packard	DC5100SFF	2ub53803fn	7/15/2006		C	4	7880B-10
IT	V S	DE-AC03-98OR22516	1359	Desktop PC / Monitor		Hewlett Packard	DC5100MT	2ub53803f5	7/15/2006		C	4	7880B-10
IT	V S	DE-AC03-98OR22516	1325	Desktop PC / Monitor		Hewlett Packard	DC5100SFF	2ub53803g8	7/15/2006		C	4	7880B-2 1st Fl
IT	V S	DE-AC03-98OR22516	1335	Desktop PC / Monitor		Hewlett Packard	DC5100MT	2ub53803hd	7/15/2006		C	4	7880B-2 1st Fl
IT	V S	DE-AC03-98OR22516	1355	Desktop PC / Monitor		Hewlett Packard	DC5100MT	2ub53803j2	7/15/2006		C	4	7880B-2 2nd Fl
IT	V S	DE-AC03-98OR22516	1319	Desktop PC / Monitor		Hewlett Packard	DC5100SFF	2ub53803g2	7/15/2006		C	4	7880B-2, 2nd Fl
IT	V S	DE-AC03-98OR22516	1328	Desktop PC / Monitor		Hewlett Packard	DC5100SFF	2ub53803g9	7/15/2006		C	4	7880B-2, 2nd Fl
IT	V S	DE-AC03-98OR22516	1352	Desktop PC / Monitor		Hewlett Packard	DC5100MT	2ub53803hy	7/15/2006		C	4	7880B-2, 2nd Fl
IT	V S	DE-AC03-98OR22516	1398	Desktop PC / Monitor		Dell	OptiPlex GX620	GMJYSB1	9/20/2006		C	1	7880B-3, 2nd Fl
IT	V S	DE-AC03-98OR22516	1310	Desktop PC / Monitor		Hewlett Packard	DC5100SFF	2ub53803fn	7/15/2006		C	4	7880B-3, 2nd Fl
IT	V S	DE-AC03-98OR22516	1318	Desktop PC / Monitor		Hewlett Packard	DC5100SFF	2ub53803g1	7/15/2006		C	4	7880B-3, 2nd Fl
IT	V S	DE-AC03-98OR22516	1333	Desktop PC / Monitor		Hewlett Packard	DC5100SFF	2ub53803gj	7/15/2006		C	4	7880B-3, 2nd Fl
IT	V S	DE-AC03-98OR22516	1349	Desktop PC / Monitor		Hewlett Packard	DC5100MT	2ub53803hv	7/15/2006		C	4	7880B-3, 2nd Fl
IT		DE-AC03-98OR22516	1451	Laser Printer		Hewlett Packard	LaserJet 8150dn	JPDLM24523	7/15/2006	TTed Surplus	C	4	7880B-3, 2nd Fl
IT	V S	DE-AC03-98OR22516	1304	Desktop PC / Monitor		Hewlett Packard	DC5100SFF	2ub53803fn	7/15/2006		C	4	7880B-4, 1st Fl
IT	V S	DE-AC03-98OR22516	1307	Desktop PC / Monitor		Hewlett Packard	DC5100SFF	2ub53803fq	7/15/2006		C	4	7880B-4, 1st Fl
IT	V S	DE-AC03-98OR22516	1314	Desktop PC / Monitor		Hewlett Packard	DC5100SFF	2ub53803fx	7/15/2006		C	4	7880B-4, 1st Fl
IT	V S	DE-AC03-98OR22516	1320	Desktop PC / Monitor		Hewlett Packard	DC5100SFF	2ub53803g3	7/15/2006		C	4	7880B-4, 1st Fl

Annual Inventory  
Government-Owned Property Under Prime Contracts  
Oak Ridge Office

Name of Contractor: Foster Wheeler Environmental Corp./EnerX (TWPC)

Date: 9/29/06

Report Completed By (print name): D. Ferguson/A. Kitts/J. Reynolds

Title: IT/Data Equipment

For Office Use	
ID:	
Reviewed by:	

Negative Report: Check here if your organization possesses no government-owned property under a DOE/ORO contract.  
 High Risk Property: Check here if this report contains high risk property<sup>1</sup>. Flag such property with an asterisk following the description.

Property Type	SH/V	Contract #	Property #	Description (*denotes high risk property)	Asset Type	Manufacturer	Model #	Serial #	In-Service Date/ Acquisition Date	Acquisition Cost	Acquisition Category (G or C)	Condition Code	Location
IT	V, S	DE-AC05-98OR22516	1328	Desktop PC / Monitor		Hewlett Packard	DC5100SFF	2ub53803jc	7/15/2006		C	4	7880B-4, 1st Fl
IT	V, S	DE-AC05-98OR22516	1336	Desktop PC / Monitor		Hewlett Packard	DC5100MT	2ub53803hf	7/15/2006		C	4	7880B-4, 1st Fl
IT	V, S	DE-AC05-98OR22516	1364	Desktop PC / Monitor		Hewlett Packard	DC5100MT	2ub53803jb	7/15/2006		C	4	7880B-4, 1st Fl
IT	V	DE-AC05-98OR22516	1437	Laser Printer		Dell	5310n	FFTHN81	7/27/2006		C	1	7880B-4, 1st Fl
IT		DE-AC05-98OR22516	1452	Laser Printer		Hewlett Packard	LaserJet 8150n	JPDL575613	7/15/2006	TTed Surplus	C	4	7880B-4, 1st Fl
IT	V, S	DE-AC05-98OR22516	1339	Desktop PC / Monitor		Hewlett Packard	DC5100MT	2ub53803hj	7/15/2006		C	4	7880B-5, 2nd Fl
IT	V, S	DE-AC05-98OR22516	1341	Desktop PC / Monitor		Hewlett Packard	DC5100MT	2ub53803hl	7/15/2006		C	4	7880B-6, 2nd Fl
IT	V, S	DE-AC05-98OR22516	1378	Desktop PC / Monitor		Dell	Dimension 3000	2SS4G01	12/1/2005	DeNuke Surplus	C	4	7880B-7, 2nd Fl
IT	V, S	DE-AC05-98OR22516	1416/1417	Notebook Computer / FP Display		Dell	Precision M65, 2007FP FP Display	GJZKQB1	9/10/2006		C	1	7880B-8, 2nd Fl
IT	V, S	DE-AC05-98OR22516	1366	Desktop PC / Monitor		Hewlett Packard	DC5100MT	2ub53803jc	7/15/2006		C	4	7880B-9, 1st Fl
IT	V, S	DE-AC05-98OR22516	1414/1415	Notebook Computer / FP Display		Dell	Precision M65, 2007FP FP Display	JHZKQB1	9/10/2006		C	1	7880M-1
IT	V, S	DE-AC05-98OR22516	1351	Desktop PC / Monitor		Hewlett Packard	DC5100MT	2ub53803hx	7/15/2006		C	4	7880M-2
IT	V, S	DE-AC05-910X22516	1394/1395	Desktop PC / FP Display		Dell	OptiPlex GX620	CMJYSB1	9/20/2006		C	1	7880M-3
IT	V, S	DE-AC05-98OR22516	1362	Desktop PC / Monitor		Hewlett Packard	DC5100MT	2ub53803jb	7/15/2006		C	4	7880M-4
IT	V, S	DE-AC05-98OR22516	1381	Desktop PC / Monitor		Dell	Dell/APTIPLEK	OptiPlex GX260	H7K6521	TTed Surplus	C	4	7880M-4
IT	V, S	DE-AC05-98OR22516	1342	Desktop PC / Monitor		Hewlett Packard	DC5100MT	2ub53803hm	7/15/2006		C	4	7880M-4
IT	V, S	DE-AC05-98OR22516	1386/1387	Desktop PC / FP Display		Dell	OptiPlex GX620	2NJYSB1	9/20/2006		C	1	7880M-5
IT	V, S	DE-AC05-98OR22516	1327	Desktop PC / Monitor		Hewlett Packard	DC5100MT	2ub53803jb	7/15/2006		C	4	7880M6
IT	V, S	DE-AC05-98OR22516	1330	Desktop PC / Monitor		Hewlett Packard	DC5100SFF	2ub53803jf	7/15/2006		C	4	7880M6
IT	V, S	DE-AC05-98OR22516	1360	Desktop PC / Monitor		Hewlett Packard/Dell	DC5100MT	2ub53803jb	7/15/2006		C	4	7880M7
IT	V, S	DE-AC05-98OR22516	1369	Notebook Computer		IBM	type 2373	09-4V3HG	7/15/2006		C	4	7880M7
IT	V, S	DE-AC05-98OR22516	1372	Notebook Computer		IBM	type x30	99-LBXXL	7/15/2006		C	4	7880M7
IT	V, S	DE-AC05-98OR22516	1367	Notebook Computer		IBM	type 1830	99-CLL89	7/15/2006		C	4	7880M-7

Annual Inventory  
Government-Owned Property Under Prime Contracts  
Oak Ridge Office

Name of Contractor: Foster Wheeler Environmental Corp./EnergiX (TWPC)

Date: 02/20/06

Report Completed By (print name): D. Ferguson/A. Kitis/J. Reynolds

Title: IT/Data Equipment

For Office Use	
ID:	
Reviewed by:	

- Negative Report: Check here if your organization possesses no government-owned property under a DOE/ORO contract.  
 High Risk Property: Check here if this report contains high risk property. Flag such property with an asterisk following the description.

Property Type	S/H/V	Contract #	Property #	Description (*denotes high risk property)	Asset Type	Manufacturer	Model #	Serial #	In-Service Date/ Acquisition Date	Acquisition Cost	Acquisition Category (G or C)	Condition Code	Location	
IT	V, S	DE-AC05-98OR22516	1368	Notebook Computer		Hewlett Packard	EI774US#ABA	CNU5471CLD	7/15/2006		TTecf Surplus	C	4	7880M-7
IT	V, S	DE-AC05-98OR22516	1408	Engineering Workstation		IBM	Intolactillon Mpro	KP-ZZT14	7/15/2006		TTecf Surplus	C	4	7880M-7
IT	V	DE-AC05-98OR22516	1413	Server		IBM	e-Server	KP-HAP90	7/15/2006		TTecf Surplus	C	7	7880M-7
IT	V, S	DE-AC05-98OR22516	1476	Cisco Catalyst 2950 48 port		Cisco		FCZ0936X276	7/15/2006			C	4	7880M-7
IT	V, S	DE-AC05-98OR22516	1382/1383	Desktop PC / FP Display		IBM	IBM	IBM ThinkCentre	KCCN6NB		TTecf Surplus	C	4	7880M-7
IT	V, S	DE-AC05-98OR22516	1317	Desktop PC / Monitor		Hewlett Packard	DC5100MT	2ub53803g0	7/15/2006			C	4	7880M-7
IT	V, S	DE-AC05-98OR22516	1302	Desktop PC / Monitor		Hewlett Packard	DC5100SFF	2ub53803fk	7/15/2006			C	4	7880M-7
IT		DE-AC05-98OR22516		24 port Router		Cisco	Catalyst 3500	3882A957	7/15/2006		TTecf Surplus	C	4	7880M-7
IT		DE-AC05-98OR22516		CSU/DSU		ADC	Campus	217446815	7/15/2006		TTecf Surplus	C	4	7880M-7
IT		DE-AC05-98OR22516		CSU/DSU		ADC	Campus	220202040	7/15/2006		TTecf Surplus	C	4	7880M-7
IT		DE-AC05-98OR22516		CSU/DSU		ADC	Campus	217446728	7/15/2006		TTecf Surplus	C	4	7880M-7
IT		DE-AC05-98OR22516		CSU/DSU		ADC	Campus	217446676	7/15/2006		TTecf Surplus	C	4	7880M-7
IT	V	DE-AC05-98OR22516	1433	24 Port GB Ethernet Switch		Dell	PowerConnect 2724	CTNT291	6/23/2006			C	1	7880M-8
IT		DE-AC05-98OR22516	1446	Laser Printer		Hewlett Packard	LaserJet 8150dn	JPB1179350	7/15/2006		TTecf Surplus	C	4	7880M-8
IT	V, S	DE-AC05-98OR22516	1340	Desktop PC / Monitor		Hewlett Packard	DC5100MT	2ub53803hk	7/15/2006			C	4	7880-N
IT	V, S	DE-AC05-98OR22516	1329	Desktop PC / Monitor		Hewlett Packard	DC5100SFF	2ub53803gd	7/15/2000			C	4	7880N-1
IT	V, S	DE-AC05-98OR22516	1365	Desktop PC / Monitor		Hewlett Packard	DC5100MT	2ub53803j0	7/15/2006			C	4	7880N-1
IT		DE-AC05-98OR22516	1450	Laser Printer		Hewlett Packard	LaserJet 8000dn	USAJ000095	7/15/2006		FWENC Surplus	C	4	7880N-1
IT	V, S	DE-AC05-98OR22516	1464	Scanner		Xerox	Documate 520	811TW1063H2N1300051	9/25/2006			C	1	7880N-1
IT	S	DE-AC05-98OR22516	1422	FP Display, Notebook Setup		Dell	2007FP, D/Port Port Replicator, Keyboard	N/A	9/26/2006		FP associated w/ other package purchase - value accounted for	C	1	7880N-2
IT	V	DE-AC05-98OR22516	1428	24 Port GB Ethernet Switch		Dell	PowerConnect 2724	IXNT291	6/23/2006			C	1	7880N-3
IT	V	DE-AC05-98OR22516	1429	24 Port GB Ethernet Switch		Dell	PowerConnect 2724	OYNT291	6/23/2006			C	1	7880N-3
IT	V, S	DE-AC05-98OR22516	1435	Laser Printer		Dell	1710n	5S3G191	7/27/2006			C	1	7880N-4

Annual Inventory  
Government-Owned Property Under Prime Contracts  
Oak Ridge Office

200

Name of Contractor: Foster Wheeler Environmental Corp/EnergyX (TWPC)

Date: 9/29/08

Report Completed By (print name): D. Ferguson/A. Kitts/J. Reynolds

Title: IT/Data Equipment

For Office Use	
ID:	
Reviewed by:	

- Negative Report: Check here if your organization possesses no government-owned property under a DOE/ORO contract.
- High Risk Property: Check here if this report contains high risk property. Flag such property with an asterisk following the description.

Property Type	SIHV	Contract #	Property #	Description (*denotes high risk property)	Asset Type	Manufacturer	Model #	Serial #	In-Service Date/ Acquisition Date	Acquisition Cost	Acquisition Category (G or C)	Condition Code	Location
IT	V, S	DE-AC05-910R22516	1334	Desktop PC / Monitor		Hewlett Packard	DC5100SFF	2ub53803gk	7/15/2006		C	4	7880N-5
IT	V, S	DE-AC05-910R22516	1344	Desktop PC / Monitor		Hewlett Packard	DC5100MT	2ub53803hp	7/15/2006		C	4	7880N-6
IT	V, S	DE-AC05-910R22516	1455	Scanner		Xerox	DocuMate 520	601TW106132N1300019	9/25/2006		C	1	7880N-6
IT	V, S	DE-AC05-910R22516	1308	Desktop PC / Monitor		Hewlett Packard	DC5100SFF	2ub53803fr	7/15/2006		C	4	7880P
IT	V, S	DE-AC05-910R22516	1309	Desktop PC / Monitor		Hewlett Packard	DC5100SFF	2ub53803fs	7/15/2006		C	4	7880P
IT	V, S	DE-AC05-910R22516	1345	Desktop PC / Monitor		Hewlett Packard	DC5100MT	2ub53803tq	7/15/2006		C	4	7880P
IT	V, S	DE-AC05-910R22516	1361	Desktop PC / Monitor		Hewlett Packard	DC5100MT	2ub53803j7	7/15/2006		C	4	7880P
IT	V, S	DE-AC05-910R22516	1459	Laser Printer		Hewlett Packard	LaserJet 2430n	CNGKJ16484	12/15/2005		C	1	7880P
IT	V, S	DE-AC05-910R22516	1384/1385	Desktop PC / FP Display		Dell	OptiPlex GX620	1NJYSB1	9/20/2006		C	1	7880P Storage
IT	V, S	DE-AC05-910R22516	1390/1391	Desktop PC / FP Display		Dell	OptiPlex GX620	8NJYSB1	9/20/2006		C	1	7880P Storage
IT	V, S	DE-AC05-910R22516	1400/1401	Desktop PC / FP Display		Dell	OptiPlex GX620	JMJYSB1	9/20/2006		C	1	7880P Storage
IT	V, S	DE-AC05-910R22516	1374	Desktop PC / Monitor		IBM	8183	KCWC5YL	7/15/2006	TTech Surplus	C	4	7880R-1
IT	S	DE-AC05-910R22516	1421	FP Display, Notebook Setup		Dell	2007FP, D/Port Port Replicator, Keyboard	N/A	6/6/2006		C	1	7880R-10
IT	V, S	DE-AC05-910R22516	1371	Notebook Computer		IBM	type Z373	99-3F0HG	7/15/2006	TTech Surplus	C	4	7880R-11
IT	V, S	DE-AC05-910R22516	1322	Desktop PC / Monitor		Hewlett Packard	DC5100SFF	2ub53803g5	7/15/2006		C	4	7880R-13
IT	V, S	DE-AC05-910R22516	1306	Desktop PC / Monitor		Hewlett Packard	DC5100SFF	2ub53803jp	7/15/2006		C	4	7880R-3
IT	V	DE-AC05-910R22516	1430	24 Port GB Ethernet Switch		Dell	PowerConnect 2724	HYNT291	6/23/2006		C	1	7880R-3
IT	V, S	DE-AC05-910R22516	1337	Desktop PC / Monitor		Hewlett Packard	DC5100MT	2ub53803hg	7/15/2006		C	4	7880R-4
IT	V, S	DE-AC05-910R22516	1354	Desktop PC / Monitor		Hewlett Packard	DC5100MT	2ub53803j1	7/15/2006		C	4	7880R-4
IT	V, S	DE-AC05-910R22516	1347	Desktop PC / Monitor		Hewlett Packard	DC5100MT	2ub53803hs	7/15/2006		C	4	7880R-5
IT	V, S	DE-AC05-910R22516	1363	Desktop PC / Monitor		Hewlett Packard	DC5100MT	2ub53803j9	7/15/2006		C	4	7880R-6
IT		DE-AC05-910R22516	1453	Laser Printer		Hewlett Packard	LaserJet 8150dn	JPB1178664	7/15/2006	TTech Surplus	C	4	7880R-9
IT	V, S	DE-AC05-910R22516	1323	Desktop PC / Monitor		Hewlett Packard	DC5100SFF	2ub53803g6	7/15/2006		C	4	7880U
IT	S	DE-AC05-910R22516	1454	Laser Printer		Hewlett Packard	LaserJet 2100	CN95B31537	7/15/2006	TTech Surplus	C	4	7880U-1

Annual Inventory  
Government-Owned Property Under Prime Contracts  
Oak Ridge Office

212

Name of Contractor: Foster Wheeler Environmental Corp./EnrgX (TWPC)

Date: 9/29/08

Report Completed By (print name): D. Ferguson/A. Kitts/J. Reynolds

Title: IT/Data Equipment

For Office Use	
ID:	
Reviewed by:	

- Negative Report: Check here if your organization possesses no government-owned property under a DOE/ORO contract.  
 High Risk Property: Check here if this report contains high risk property<sup>1</sup>. Flag such property with an asterisk following the description.

Property Type	S/H/V	Contract #	Property #	Description (*denotes high risk property)	Asset Type	Manufacturer	Model #	Serial #	In-Service Date/ Acquisition Date	Acquisition Cost	Acquisition Category (G or C)	Condition Code	Location
IT	V, S	DE-AC05-98OR22316	1346	Desktop PC / Monitor		Hewlett Packard	DC5100MT	Zub53803hr	7/15/2006		C	4	7880V-1
IT	V	DE-AC05-98OR22316	1430	Laser Printer		Dell	5310n	BRRHN81	7/27/2000		C	1	7880V-2
IT	V, S	DE-AC05-98OR22316	1370	Notebook Computer		IBM	type 2373	89-8N6AS0400	7/15/2006	TTed Surplus	C	4	7880V-4
IT	V	DE-AC05-98OR22316	1460	Laser Printer		Hewlett Packard	LaserJet 8150DN	SJPDLR70817	10/26/2005		C	4	7880-W
IT	V, S	DE-AC05-98OR22316	1301	Desktop PC / Monitor		Hewlett Packard	DC5100SFF	Zub53803fj	7/15/2006		C	4	7880W-1
IT	V, S	DE-AC05-98OR22316	1332	Desktop PC / Monitor		Hewlett Packard	DC5100SFF	Zub53803gh	7/15/2006		C	4	7880W-1
IT	V, S	DE-AC05-98OR22316	1402	Engineering Workstation		Dell	Precision 690	F8037B1	6/26/2005		C	1	7880W-2
IT	V, S	DE-AC05-98OR22316	1405	30 inch Flat Panel Display		Dell	30 inch UltraSharp Widescreen Digital Flat Panel	9JHFQ91	6/26/2005		C	1	7880W-2
IT	V, S	DE-AC05-98OR22316	1420	FP Display, Notebook Setup		Dell	1907FP, D/Port Port Replicator, Keyboard	N/A	6/6/2006		C	1	7880W-2
IT	V, S	DE-AC05-98OR22316	1392/1393	Desktop PC / FP Display		Dell	OptiPlex GX620	9MJYSB1	9/20/2006		C	1	7880W-3
IT	V, S	DE-AC05-98OR22316	1403	Engineering Workstation		Dell	Precision 690	19037B1	6/26/2005		C	1	7880W-3
IT	V, S	DE-AC05-98OR22316	1404	Engineering Workstation		Dell	Precision 690	39037B1	6/26/2005		C	1	7880W-3
IT	V, S	DE-AC05-98OR22316	1406	30 Inch Flat Panel Display		Dell	30 inch UltraSharp Widescreen Digital Flat Panel	7JHFQ91	6/26/2005		C	1	7880W-3
IT	V, S	DE-AC05-98OR22316	1407	30 inch Flat Panel Display		Dell	30 inch UltraSharp Widescreen Digital Flat Panel	1JHFQ91	6/26/2005		C	1	7880W-3
IT		DE-AC05-98OR22316	1449	Large Format Plotter		Hewlett Packard	DesignJet 650c	ESB4A19540	7/15/2006	TTed Surplus	C	4	7880W-3
IT		DE-AC05-98OR22316	1455	Large Format Plotter		Hewlett Packard	Design Jet 1055CM	ESA9410514	7/15/2006	TTed Surplus	C	4	7880W-3
IT	V, S	DE-AC05-98OR22316	1396/1397	Desktop PC / FP Display		Dell	OptiPlex GX620	DMJYSB1	9/20/2006		C	1	7880W-3
IT	V, S	DE-AC05-98OR22316	1457	Laser Printer		Hewlett Packard	LaserJet 2430n	CNGKJ69069	4/24/2006		C	1	7880Y-1
IT	V, S	DE-AC05-98OR22316	1350	Desktop PC / Monitor		Hewlett Packard	DC5100MT	Zub53803hw	7/15/2006		C	4	7880Y-10
IT	V, S	DE-AC05-98OR22316	1338	Desktop PC / Monitor		Hewlett Packard	DC5100MT	Zub53803hh	7/15/2006		C	4	7880Y-11
IT	V, S	DE-AC05-98OR22316	1358	Desktop PC / Monitor		Hewlett Packard/Dell	DC5100MT	Zub53803j4	7/15/2006		C	4	7880Y-12
IT		DE-AC05-98OR22316	1447	Laser Printer		Hewlett Packard	LaserJet 8000dn	USAJ000037	7/15/2006	FWENC Surplus	C	4	7880Y-12
IT	V, S	DE-AC05-98OR22316	1466	Projector		In-Focus	LP600	1SAMRV60100176	5/25/2006		C		7880Y-14

Annual Inventory  
Government-Owned Property Under Prime Contracts  
Oak Ridge Office

PLU

Name of Contractor: Foster Wheeler Environmental Corp./EnergyX (TWPC)

Date: 9/29/06

Report Completed By (print name): D. Ferguson/A. Kitts/J. Reynolds

Title: IT/Data Equipment

<i>For Office Use</i>	
ID:	
Reviewed by:	

- Negative Report: Check here if your organization possesses no government-owned property under a DOE/ORO contract.  
 High Risk Property: Check here if this report contains high risk property<sup>1</sup>. Flag such property with an asterisk following the description.

Property Type	S/H/V	Contract #	Property #	Description (*denotes high risk property)	Asset Type	Manufacturer	Model #	Serial #	In-Service Date/ Acquisition Date	Acquisition Cost	Acquisition Category (G or C)	Condition Code	Location
IT	V, S	DE-AC05-98OR22316	1467	Projector		In-Focus	LP800	1SAMRV80100187	6/9/2000		C	1	7880Y-14
IT	V, S	DE-AC05-98OR22316	1353	Desktop PC / Monitor		Hewlett Packard	DC5100MT	2ub53803hz	7/15/2006		C	4	7880Y-2
IT	V, S	DE-AC05-98OR22316	1458	Laser Printer		Hewlett Packard	LaserJet 2430n	CNGKJ57266	4/24/2006		C	1	7880Y-2
IT		DE-AC05-98OR22316	1477	Laser Printer		Hewlett Packard	LaserJet 5000	1026073	9/1/2004	TTed Surplus	C	4	7880Y-3
IT	V, S	DE-AC05-98OR22316	1461	Scanner		Xerox	Documate 252	531TW1057T2S1400203	12/20/2005		C	1	7880Y-3
IT	V, S	DE-AC05-98OR22316	1388/1389	Desktop PC / FP Display		Dell	OptiPlex GX820	3NJYSB1	9/20/2006		C	1	7880Y-3
IT	V	DE-AC05-98OR22316	1409	Server		Dell	PowerEdge 2850	6PN53B1	6/5/2006		C	1	7880Y-4
IT	V	DE-AC05-98OR22316	1410	Server		Dell	PowerEdge 2850	7PN53B1	6/5/2006		C	1	7880Y-4
IT	V	DE-AC05-98OR22316	1411	Server		Dell	PowerEdge SC1420	86XMG61	12/1/2005	DeNuke Surplus	C	4	7880Y-4
IT	V	DE-AC05-98OR22316	1412	Server		IBM	e-Server	KP-DBL52	7/15/2008		C	4	7880Y-4
IT	V	DE-AC05-98OR22316	1431	24 Port GB Ethernet Switch		Dell	PowerConnect 2724	9ZNT291	6/23/2006		C	1	7880Y-4
IT	V	DE-AC05-98OR22316	1432	24 Port GB Ethernet Switch		Dell	PowerConnect 2724	HXNT291	6/23/2006		C	1	7880Y-4
IT	V	DE-AC05-98OR22316	1439	Router		Cisco		1700 JAB04165058	7/15/2006	TTed Surplus	C	4	7880Y-4
IT	V	DE-AC05-98OR22316	1440	Firewall		SonicWALL	PRO 4060	0006B1020168	6/30/2006		C	1	7880Y-4
IT	V	DE-AC05-98OR22316	1441	Network Composer/Traffic Shaping Appliance		Cymphonix	DC30	002228001307	8/30/2006		C	1	7880Y-4
IT	V	DE-AC05-98OR22316	1442	42U Rack Mount Enclosure		Dell	PowerEdge 4210 w/ TFT LCD, Keyboard	D0DR2B1	6/1/2006		C	1	7880Y-4
IT	V	DE-AC05-98OR22316	1443	UPS		APC	SUA2200	J50613007733	7/1/2006	TTed Surplus	C	4	7880Y-4
IT	V	DE-AC05-98OR22316	1444	UPS		APC	SUA2200	J50540007047	7/9/2006		C	1	7880Y-4
IT		DE-AC05-98OR22316		8-Port Rackmount KVM Switch		Dell	B004-008	TL4972-1	6/1/2006		C	1	7880Y-4
IT	V	DE-AC05-98OR22316	1425	2.0 TB TeraStation Pro NAS		Buffalo Technologies	TS-2.0TGLR5	45810560714667	8/30/2006		C	1	7880Y-4
IT	V, S	DE-AC05-98OR22316	1315	Desktop PC / Monitor		Hewlett Packard	DC5100SFF	2ub53803fy	7/15/2006		C	4	7880Y-5
IT	V, S	DE-AC05-98OR22316	1462	Scanner		Xerox	Documate 252	542TW105AE2S1400424	2/15/2006		C	1	7880Y-5
IT	V, S	DE-AC05-98OR22316	1463	Scanner		Xerox	Documate 252	509TW1052S2S130060	12/15/2005		C	1	7880Y-5

**Annual Inventory  
Government-Owned Property Under Prime Contracts  
Oak Ridge Office**

ENV

Name of Contractor: Foster Wheeler Environmental Corp./EnergyX (TWPC)

Date: 9/29/06

Report Completed By (print name): D. Ferguson/A. Kitts/J. Reynolds

Title: IT/Data Equipment

<i>For Office Use</i>	
ID:	
Reviewed by:	

- Negative Report: Check here if your organization possesses no government-owned property under a DOE/ORO contract.  
 High Risk Property: Check here if this report contains high risk property. Flag such property with an asterisk following the description.

Property Type	S/H/V	Contract #	Property #	Description (*denotes high risk property)	Asset Type	Manufacturer	Model #	Serial #	In-Service Date/ Acquisition Date	Acquisition Cost	Acquisition Category (G or C)	Condition Code	Location
IT	V, S	DE-AC05-98OR22516	1418/1419	Notebook Computer / FP Display		Dell	Precision M65, 2007FP FP Display	GKZKQB1	9/10/2006		C	1	7880Y-5
IT	V, S	DE-AC05-98OR22516	1434	Laser Printer		Dell	1710n	3S3G191	7/27/2006		C	1	7880Y-6
IT	V, S	DE-AC05-98OR22516	1311/1312	Desktop PC / FP Display		Hewlett Packard/Dell	DC5100SFF	2ub53803fv	7/15/2006		C	4	7880Y-6
IT	V, S	DE-AC05-98OR22516	1356/1357	Desktop PC / FP Display		Hewlett Packard/Dell	DC5100MT	2ub53803j3	7/15/2006		C	4	7880Y-6
IT	V, S	DE-AC05-98OR22516	1331	Desktop PC / Monitor		Hewlett Packard	DC5100SFF	2ub53803gg	7/15/2006		C	4	7880Y-7
IT	V, S	DE-AC05-98OR22516	1436	Laser Printer		Dell	1710n	CT3G191	7/27/2006		C	1	7880Y-7
IT	V, S	DE-AC05-98OR22516	1379/1380	Desktop PC / FP Display		Dell	Dimension 3000	4SS4G61	12/1/2005	DeNuke Surplus	C	4	7880Y-7
IT	V, S	DE-AC05-98OR22516	1348	Desktop PC / Monitor		Hewlett Packard	DC5100MT	2ub53803ht	7/15/2006		C	4	7880Y-8
IT	V, S	DE-AC05-98OR22516	1456	Laser Printer		Hewlett Packard	LaserJet 2430n	CNGKJ16493	12/15/2005		C	1	7880Y-8
IT	V, S	DE-AC05-98OR22516	1468	Bar Code Scanner Kit		DataPro Solutions	P360	M1J70V20R	9/25/2006		C	1	7880Y-8
IT	V, S	DE-AC05-98OR22516	1469	Bar Code Scanner Kit		DataPro Solutions	P360	M1J74J52L	9/25/2006		C	1	7880Y-8
IT	V, S	DE-AC05-98OR22516	1470	Bar Code Scanner Kit		DataPro Solutions	P300	M1J74J89R	9/25/2006		C	1	7880Y-8
IT	V, S	DE-AC05-98OR22516	1471	Bar Code Scanner Kit		DataPro Solutions	P360	M1J70V17D	9/25/2006		C	1	7880Y-8
IT	V, S	DE-AC05-98OR22516	1472	Bar Code Scanner Kit		DataPro Solutions	P360	M1J70V21Y	9/25/2006		C	1	7880Y-8
IT	V, S	DE-AC05-98OR22516	1473	Bar Code Scanner Kit		DataPro Solutions	P360	M1J74J46Y	9/25/2006		C	1	7880Y-8
IT	V, S	DE-AC05-98OR22516	1474	Bar Code Scanner Kit		DataPro Solutions	P360	M1J70V18J	9/25/2006		C	1	7880Y-8
IT	V, S	DE-AC05-98OR22516	1475	Bar Code Scanner Kit		DataPro Solutions	P360	M1J73F61H	9/25/2006		C	1	7880Y-8
IT	V, S	DE-AC05-98OR22516	1303	Desktop PC / Monitor		Hewlett Packard	DC5100SFF	2ub53803fi	7/15/2006		C	4	7880Y-9
IT	V, S	DE-AC05-98OR22516	1343	Desktop PC / Monitor		Hewlett Packard	DC5100MT	2ub53803hn	7/15/2006		C	4	7880Y-9
IT	V, S	DE-AC05-98OR22516	1324	Desktop PC / Monitor		Hewlett Packard	DC5100SFF	2ub53803g7	7/15/2006		C	4	CHSA
IT	V, S	DE-AC05-98OR22516	1375	Desktop PC / Monitor		IBM	8183	KCTA4AR	7/15/2006	TTed Surplus	C	4	PB 1st Flr Men's Rm
IT	V, S	DE-AC05-98OR22516	1376	Desktop PC / Monitor		IBM	8183	KLVYWA7	7/15/2006	TTed Surplus	C	4	PB 1st Flr Men's Rm
IT	V, S	DE-AC05-98OR22516	1377	Desktop PC / Monitor		Dell	Dimension 3000	HRS4G61	12/1/2005	DeNuke Surplus	C	4	PB Rm 123
IT	V	DE-AC05-98OR22516	1423	1.0 TB TeraStation Pro NAS		Buffalo Technologies	TS-1.0TGLR5	45810360314029	5/31/2005		C	1	Process Bldg, Rm 231

2074

**Annual Inventory**  
**Government-Owned Property Under Prime Contracts**  
**Oak Ridge Office**

Name of Contractor: Foster Wheeler Environmental Corp./EnergX (TWPC)

Date: 9/29/06

Report Completed By (print name): D. Ferguson/A. Kitts/J. Reynolds

Title: IT/Data Equipment

<i>For Office Use</i>	
ID:	
Reviewed by:	

- Negative Report: Check here if your organization possesses no government-owned property under a DOE/ORO contract.  
 High Risk Property: Check here if this report contains high risk property\*. Flag such property with an asterisk following the description.

Property Type	S/H/V	Contract #	Property #	Description (*denotes high risk property)	Asset Type	Manufacturer	Model #	Serial #	In-Service Date/ Acquisition Date	Acquisition Cost	Acquisition Category (G or C)	Condition Code	Location
IT	V	DE-AC05-91OR22316	1424	1.0 TB TeraStation Pro NAS		Buffalo Technologies	TS-1.0TGLR5	49810380410066	5/31/2006		C	1	Process Bldg, Rm 231
	V	DE-AC05-91OR22316	1445	Wall Mount Enclosure		Blackbox	BLA-RM232A-R2		7/7/2006		C	1	Process Bldg, Rm 231
IT		DE-AC05-91OR22316		Rackmount UPS		APC	SUA1000RM2U	AS0416121349	7/1/2006	TTed Surplus	C	4	Process Bldg, Rm 231



**Annual Inventory  
Government-Owned Property Under Prime Contracts  
Oak Ridge Office**

2172

Name of Contractor: Foster Wheeler Environmental Corporation, Inc.

Date: 09-20-06

<i>For Office Use</i>
ID:
Reviewed by:

Report Completed By (print name): Judith A. Reynolds

Title: Furnishings

- Negative Report: Check here if your organization possesses no government-owned property under a DOE/ORO contract.  
 High Risk Property: Check here if this report contains high risk property<sup>1</sup>. Flag such property with an *asterisk* following the description.

Property Type	S/H/V	Contract #	Property #	Description (*denotes high risk property)	Asset Type	Manufacturer	Model #	Serial #	In-Service Date/ Acquisition Date	Acquisition Cost	Acquisition Category (G or C)	Condition Code	Location
FN		DE-AC05-98OR22516		Desk	equipm't					<\$500	C	4	7880Y-1
FN		DE-AC05-98OR22516		Chair	equipm't					<\$500	C	4	7880Y-1
FN		DE-AC05-98OR22516		Chair	equipm't					<\$500	C	4	7880Y-1
FN		DE-AC05-98OR22516		Chair	equipm't					<\$500	C	4	7880Y-1
FN		DE-AC05-98OR22516		Chair	equipm't					<\$500	C	4	7880Y-1
FN		DE-AC05-98OR22516		Computer Table	equipm't					<\$500	C	4	7880Y-1
FN		DE-AC05-98OR22516		Credenza	equipm't					<\$500	C	4	7880Y-1
FN		DE-AC05-98OR22516		Bookcase	equipm't					<\$500	C	4	7880Y-1
FN		DE-AC05-98OR22516		Bookcase	equipm't					<\$500	C	4	7880Y-1
FN		DE-AC05-98OR22516		Whiteboard	equipm't					<\$500	C	4	7880Y-1
FN		DE-AC05-98OR22516		Whiteboard	equipm't					<\$500	C	4	7880Y-1
FN		DE-AC05-98OR22516		Telephone	equipm't	AT&T	959			<\$500	C	4	7880Y-1
FN		DE-AC05-98OR22516		Coat Hook	equipm't					<\$500	C	4	7880Y-1
FN		DE-AC05-98OR22516		Wall Clock	equipm't					<\$500	C	4	7880Y-1
FN		DE-AC05-98OR22516		Desk	equipm't					<\$500	C	4	7880Y-2
FN		DE-AC05-98OR22516		Desk	equipm't					<\$500	C	4	7880Y-2
FN		DE-AC05-98OR22516		Credenza	equipm't					<\$500	C	4	7880Y-2
FN		DE-AC05-98OR22516		Chair	equipm't					<\$500	C	4	7880Y-2
FN		DE-AC05-98OR22516		Chair	equipm't					<\$500	C	4	7880Y-2
FN		DE-AC05-98OR22516		Chair	equipm't					<\$500	C	4	7880Y-2
FN		DE-AC05-98OR22516		Bookcase	equipm't					<\$500	C	4	7880Y-2

**Annual Inventory  
Government-Owned Property Under Prime Contracts  
Oak Ridge Office**

4/16

Name of Contractor: Foster Wheeler Environmental Corporation, Inc.

Date: 09-20-06

Report Completed By (print name): Judith A. Reynolds

Title: Furnishings

<i>For Office Use</i>
ID:
Reviewed by:

- Negative Report: Check here if your organization possesses no government-owned property under a DOE/ORO contract.
- High Risk Property: Check here if this report contains high risk property<sup>1</sup>. Flag such property with an *asterisk* following the description.

Property Type	S/H/V	Contract #	Property #	Description (*denotes high risk property)	Asset Type	Manufacturer	Model #	Serial #	In-Service Date/ Acquisition Date	Acquisition Cost	Acquisition Category (G or C)	Condition Code	Location
FN		DE-AC05-98OR22516		Telephone	equipm't	Uniden	CXA15198, EDX510	AG204665 80		<\$500	C	4	7880Y-2
FN		DE-AC05-98OR22516		Telephone	equipm't	AT&T	959			<\$500	C	4	7880Y-2
FN		DE-AC05-98OR22516		Wall Clock	equipm't					<\$500	C	4	7880Y-2
FN		DE-AC05-98OR22516		Coat Hook	equipm't					<\$500	C	4	7880Y-2
FN		DE-AC05-98OR22516		Desk	equipm't					<\$500	C	4	7880Y-3
FN		DE-AC05-98OR22516		Table	equipm't					<\$500	C	4	7880Y-3
FN		DE-AC05-98OR22516		Bookcase	equipm't					<\$500	C	4	7880Y-3
FN		DE-AC05-98OR22516		Bookcase	equipm't					<\$500	C	4	7880Y-3
FN		DE-AC05-98OR22516		Chair	equipm't					<\$500	C	4	7880Y-3
FN		DE-AC05-98OR22516		Chair	equipm't					<\$500	C	4	7880Y-3
FN		DE-AC05-98OR22516		Chair	equipm't					<\$500	C	4	7880Y-3
FN		DE-AC05-98OR22516		Chair	equipm't					<\$500	C	4	7880Y-3
FN		DE-AC05-98OR22516		Chair	equipm't					<\$500	C	4	7880Y-3
FN		DE-AC05-98OR22516		Bulletin Board	equipm't					<\$500	C	4	7880Y-3
FN		DE-AC05-98OR22516		Telephone	equipm't	AT&T	959			<\$500	C	4	7880Y-3
FN		DE-AC05-98OR22516		Wall Clock	equipm't					<\$500	C	4	7880Y-3
FN		DE-AC05-98OR22516		Table Lamp	equipm't					<\$500	C	4	7880Y-3
FN		DE-AC05-98OR22516		Wall Shelf	equipm't					<\$500	C	4	7880Y-4
FN		DE-AC05-98OR22516		Wall Shelf	equipm't					<\$500	C	4	7880Y-4
FN		DE-AC05-98OR22516		Computer Table	equipm't					<\$500	C	4	7880Y-4
FN		DE-AC05-98OR22516		Refrigerator	equipm't	Amana				<\$500	C	4	7880Y-4

ant

**Annual Inventory  
Government-Owned Property Under Prime Contracts  
Oak Ridge Office**

Name of Contractor: Foster Wheeler Environmental Corporation, Inc.

Date: 09-20-06

Report Completed By (print name): Judith A. Reynolds

Title: Furnishings

<i>For Office Use</i>
ID:
Reviewed by:

- Negative Report: Check here if your organization possesses no government-owned property under a DOE/ORO contract.
- High Risk Property: Check here if this report contains high risk property<sup>1</sup>. Flag such property with an *asterisk* following the description.

Property Type	S/H/V	Contract #	Property #	Description (*denotes high risk property)	Asset Type	Manufacturer	Model #	Serial #	In-Service Date/ Acquisition Date	Acquisition Cost	Acquisition Category (G or C)	Condition Code	Location
FN		DE-AC05-98OR22516		A/C unit	equipm't	Everstar, portable	MPK10CR1	105530151 051104279		<\$500	C	4	7880Y-4
FN		DE-AC05-98OR22516		File Cabinet	equipm't					<\$500	C	4	7880Y-4
FN		DE-AC05-98OR22516		Microwave Oven	equipm't	Sharp	R209KK	484144		<\$500	C	4	7880Y-4
FN		DE-AC05-98OR22516		Microwave Stand	equipm't					<\$500	C	4	7880Y-4
FN		DE-AC05-98OR22516		Computer Cabinet	equipm't					<\$500	C	4	7880Y-4
FN		DE-AC05-98OR22516		Office Supplies: copy paper, toner cartridges, binder clips, staples, 3H punch, 2H punch	equipm't					<\$500	C	4	7880Y-4
FN		DE-AC05-98OR22516		Step Stool	equipm't					<\$500	C	4	7880Y-4
FN		DE-AC05-98OR22516		Paper Cutter	equipm't	Boston 2615				<\$500	C	4	7880Y-4
FN		DE-AC05-98OR22516		Desk	equipm't					<\$500	C	4	7880Y-5
FN		DE-AC05-98OR22516		Desk	equipm't					<\$500	C	4	7880Y-5
FN		DE-AC05-98OR22516		Desk	equipm't					<\$500	C	4	7880Y-5
FN		DE-AC05-98OR22516		Bookcase	equipm't					<\$500	C	4	7880Y-5
FN		DE-AC05-98OR22516		Chair	equipm't					<\$500	C	4	7880Y-5
FN		DE-AC05-98OR22516		Chair	equipm't					<\$500	C	4	7880Y-5
FN		DE-AC05-98OR22516		Credenza	equipm't					<\$500	C	4	7880Y-5
FN		DE-AC05-98OR22516		Bulletin Board	equipm't					<\$500	C	4	7880Y-5
FN		DE-AC05-98OR22516		Table Lamp	equipm't					<\$500	C	4	7880Y-5
FN		DE-AC05-98OR22516		Fan	equipm't	Bionaire				<\$500	C	4	7880Y-5
FN		DE-AC05-98OR22516		Fan	equipm't					<\$500	C	4	7880Y-5

**Annual Inventory  
Government-Owned Property Under Prime Contracts  
Oak Ridge Office**

AIP

Name of Contractor: Foster Wheeler Environmental Corporation, Inc.

Date: 09-20-06

Report Completed By (print name): Judith A. Reynolds

Title: Furnishings

<i>For Office Use</i>	
ID:	
Reviewed by:	

- Negative Report: Check here if your organization possesses no government-owned property under a DOE/ORO contract.
- High Risk Property: Check here if this report contains high risk property<sup>1</sup>. Flag such property with an asterisk following the description.

Property Type	S/H/V	Contract #	Property #	Description (*denotes high risk property)	Asset Type	Manufacturer	Model #	Serial #	In-Service Date/ Acquisition Date	Acquisition Cost	Acquisition Category (G or C)	Condition Code	Location
FN		DE-AC05-98OR22516		Manual	equipm't	Sharepoint				<\$500	C	4	7880Y-5
FN		DE-AC05-98OR22516		Wall Clock	equipm't					<\$500	C	4	7880Y-5
FN		DE-AC05-98OR22516		Telephone	equipm't	Uniden	DCT6462	AB10461236		<\$500	C	4	7880Y-5
FN		DE-AC05-98OR22516		Telephone	equipm't	AT&T	959			<\$500	C	4	7880Y-5
FN		DE-AC05-98OR22516		Coat Hook	equipm't					<\$500	C	4	7880Y-5
FN		DE-AC05-98OR22516		Workstation: 3 work surfaces, 1 hutch, 2 peds, panels	equipm't					<\$500	C	4	7880Y-6
FN		DE-AC05-98OR22516		Desk	equipm't					<\$500	C	4	7880Y-6
FN		DE-AC05-98OR22516		Chair	equipm't					<\$500	C	4	7880Y-6
FN		DE-AC05-98OR22516		Chair	equipm't					<\$500	C	4	7880Y-6
FN		DE-AC05-98OR22516		Desk Lamp	equipm't					<\$500	C	4	7880Y-6
FN		DE-AC05-98OR22516		Mail Sorter	equipm't					<\$500	C	4	7880Y-6
FN		DE-AC05-98OR22516		Coat Hook	equipm't					<\$500	C	4	7880Y-6
FN		DE-AC05-98OR22516		Telephone	equipm't	Uniden	CXA15198, EDX510	AG20512030		<\$500	C	4	7880Y-6
FN		DE-AC05-98OR22516		Telephone	equipm't	AT&T	959	AY802609869		<\$500	C	4	7880Y-6
FN		DE-AC05-98OR22516		Whiteboard	equipm't					<\$500	C	4	7880Y-6
FN		DE-AC05-98OR22516		Whiteboard	equipm't					<\$500	C	4	7880Y-6
FN		DE-AC05-98OR22516		Wall Clock	equipm't					<\$500	C	4	7880Y-6

**Annual Inventory  
Government-Owned Property Under Prime Contracts  
Oak Ridge Office**

A12

Name of Contractor: Foster Wheeler Environmental Corporation, Inc.

Date: 09-20-06

Report Completed By (print name): Judith A. Reynolds

Title: Furnishings

<i>For Office Use</i>
ID:
Reviewed by:

- Negative Report:** Check here if your organization possesses no government-owned property under a DOE/ORO contract.  
 **High Risk Property:** Check here if this report contains high risk property<sup>1</sup>. Flag such property with an *asterisk* following the description.

Property Type	S/H/V	Contract #	Property #	Description (*denotes high risk property)	Asset Type	Manufacturer	Model #	Serial #	In-Service Date/ Acquisition Date	Acquisition Cost	Acquisition Category (G or C)	Condition Code	Location
FN		DE-AC05-98OR22516		Bulletin Board	equipm't					<\$500	C	4	7880Y-6
FN		DE-AC05-98OR22516		Desk	equipm't					<\$500	C	4	7880Y-7
FN		DE-AC05-98OR22516		Desk	equipm't					<\$500	C	4	7880Y-7
FN		DE-AC05-98OR22516		Chair	equipm't					<\$500	C	4	7880Y-7
FN		DE-AC05-98OR22516		Chair	equipm't					<\$500	C	4	7880Y-7
FN		DE-AC05-98OR22516		Chair	equipm't					<\$500	C	4	7880Y-7
FN		DE-AC05-98OR22516		Bookcase	equipm't					<\$500	C	4	7880Y-7
FN		DE-AC05-98OR22516		Bookcase	equipm't					<\$500	C	4	7880Y-7
FN		DE-AC05-98OR22516		File Cabinet	equipm't					<\$500	C	4	7880Y-7
FN		DE-AC05-98OR22516		Printer Stand	equipm't					<\$500	C	4	7880Y-7
FN		DE-AC05-98OR22516		Fan	equipm't					<\$500	C	4	7880Y-7
FN		DE-AC05-98OR22516		Wall Clock	equipm't					<\$500	C	4	7880Y-7
FN		DE-AC05-98OR22516		Coat Hook	equipm't					<\$500	C	4	7880Y-7
FN		DE-AC05-98OR22516		Telephone	equipm't	AT&T	959			<\$500	C	4	7880Y-7
FN		DE-AC05-98OR22516		Desk	equipm't					<\$500	C	4	7880Y-8
FN		DE-AC05-98OR22516		Table	equipm't					<\$500	C	4	7880Y-8
FN		DE-AC05-98OR22516		Credenza	equipm't					<\$500	C	4	7880Y-8
FN		DE-AC05-98OR22516		Chair	equipm't					<\$500	C	4	7880Y-8
FN		DE-AC05-98OR22516		Chair	equipm't					<\$500	C	4	7880Y-8
FN		DE-AC05-98OR22516		Chair	equipm't					<\$500	C	4	7880Y-8
FN		DE-AC05-98OR22516		Chair	equipm't					<\$500	C	4	7880Y-8
FN		DE-AC05-98OR22516		File Cabinet	equipm't					<\$500	C	4	7880Y-8

**Annual Inventory  
Government-Owned Property Under Prime Contracts  
Oak Ridge Office**

21

Name of Contractor: Foster Wheeler Environmental Corporation, Inc.

Date: 09-20-06

Report Completed By (print name): Judith A. Reynolds

Title: Furnishings

<i>For Office Use</i>	
ID:	
Reviewed by:	

- Negative Report: Check here if your organization possesses no government-owned property under a DOE/ORO contract.  
 High Risk Property: Check here if this report contains high risk property<sup>1</sup>. Flag such property with an *asterisk* following the description.

Property Type	S/H/V	Contract #	Property #	Description (*denotes high risk property)	Asset Type	Manufacturer	Model #	Serial #	In-Service Date/ Acquisition Date	Acquisition Cost	Acquisition Category (G or C)	Condition Code	Location
FN		DE-AC05-98OR22516		Whiteboard	equipm't					<\$500	C	4	7880Y-8
FN		DE-AC05-98OR22516		Chair	equipm't					<\$500	C	4	7880Y-8
FN		DE-AC05-98OR22516		Coat Hook	equipm't					<\$500	C	4	7880Y-8
FN		DE-AC05-98OR22516		Table	equipm't					<\$500	C	4	7880Y-9
FN		DE-AC05-98OR22516		Table	equipm't					<\$500	C	4	7880Y-9
FN		DE-AC05-98OR22516		Table	equipm't					<\$500	C	4	7880Y-9
FN		DE-AC05-98OR22516		Desk	equipm't					<\$500	C	4	7880Y-9
FN		DE-AC05-98OR22516		File Cabinet	equipm't					<\$500	C	4	7880Y-9
FN		DE-AC05-98OR22516		File Cabinet	equipm't					<\$500	C	4	7880Y-9
FN		DE-AC05-98OR22516		Bookcase	equipm't					<\$500	C	4	7880Y-9
FN		DE-AC05-98OR22516		Chair	equipm't					<\$500	C	4	7880Y-9
FN		DE-AC05-98OR22516		Telephone	equipm't	AT&T	959			<\$500	C	4	7880Y-9
FN		DE-AC05-98OR22516		Telephone	equipm't	AT&T	959			<\$500	C	4	7880Y-9
FN		DE-AC05-98OR22516		Fan	equipm't					<\$500	C	4	7880Y-9
FN		DE-AC05-98OR22516		Coat Hook	equipm't					<\$500	C	4	7880Y-9
FN		DE-AC05-98OR22516		Wall Clock	equipm't					<\$500	C	4	7880Y-9
FN		DE-AC05-98OR22516		Desk	equipm't					<\$500	C	4	7880Y-10
FN		DE-AC05-98OR22516		Chair	equipm't					<\$500	C	4	7880Y-10
FN		DE-AC05-98OR22516		Chair	equipm't					<\$500	C	4	7880Y-10
FN		DE-AC05-98OR22516		Bookcase	equipm't					<\$500	C	4	7880Y-10
FN		DE-AC05-98OR22516		Printer Stand	equipm't					<\$500	C	4	7880Y-10
FN		DE-AC05-98OR22516		File Cabinet	equipm't					<\$500	C	4	7880Y-10

File

**Annual Inventory  
Government-Owned Property Under Prime Contracts  
Oak Ridge Office**

Name of Contractor: Foster Wheeler Environmental Corporation, Inc.

Date: 09-20-06

Report Completed By (print name): Judith A. Reynolds

Title: Furnishings

<i>For Office Use</i>
ID:
Reviewed by:

- Negative Report: Check here if your organization possesses no government-owned property under a DOE/ORO contract.  
 High Risk Property: Check here if this report contains high risk property<sup>1</sup>. Flag such property with an *asterisk* following the description.

Property Type	S/H/V	Contract #	Property #	Description (*denotes high risk property)	Asset Type	Manufacturer	Model #	Serial #	In-Service Date/ Acquisition Date	Acquisition Cost	Acquisition Category (G or C)	Condition Code	Location
FN		DE-AC05-98OR22516		Whiteboard	equipm't					<\$500	C	4	7880Y-10
FN		DE-AC05-98OR22516		Desk	equipm't					<\$500	C	4	7880Y-11
FN		DE-AC05-98OR22516		Credenza	equipm't					<\$500	C	4	7880Y-11
FN		DE-AC05-98OR22516		Table	equipm't					<\$500	C	4	7880Y-11
FN		DE-AC05-98OR22516		Chair	equipm't					<\$500	C	4	7880Y-11
FN		DE-AC05-98OR22516		Chair	equipm't					<\$500	C	4	7880Y-11
FN		DE-AC05-98OR22516		Chair	equipm't					<\$500	C	4	7880Y-11
FN		DE-AC05-98OR22516		Chair	equipm't					<\$500	C	4	7880Y-11
FN		DE-AC05-98OR22516		Chair	equipm't					<\$500	C	4	7880Y-11
FN		DE-AC05-98OR22516		Bookcase	equipm't					<\$500	C	4	7880Y-11
FN		DE-AC05-98OR22516		Whiteboard	equipm't					<\$500	C	4	7880Y-11
FN		DE-AC05-98OR22516		Wall Clock	equipm't					<\$500	C	4	7880Y-11
FN		DE-AC05-98OR22516		Telephone	equipm't	Uniden	CXA15198, EDX510	AG204665 79		<\$500	C	4	7880Y-11
FN		DE-AC05-98OR22516		Coat Hook	equipm't					<\$500	C	4	7880Y-11
FN		DE-AC05-98OR22516		Coat Hook	equipm't					<\$500	C	4	7880Y-11
FN		DE-AC05-98OR22516		Workstation	equipm't					<\$500	C	4	7880Y-12
FN		DE-AC05-98OR22516		Storage Cabinet	equipm't					<\$500	C	4	7880Y-12
FN		DE-AC05-98OR22516		File Cabinet	equipm't					<\$500	C	4	7880Y-12
FN		DE-AC05-98OR22516		Workstation Pedestal	equipm't					<\$500	C	4	7880Y-12
FN		DE-AC05-98OR22516		File Cabinet	equipm't					<\$500	C	4	7880Y-12
FN		DE-AC05-98OR22516		Telephone	equipm't	AT&T		959		<\$500	C	4	7880Y-12

**Annual Inventory  
Government-Owned Property Under Prime Contracts  
Oak Ridge Office**

Name of Contractor: Foster Wheeler Environmental Corporation, Inc.

Date: 09-20-06

Report Completed By (print name): Judith A. Reynolds

Title: Furnishings

<i>For Office Use</i>
ID:
Reviewed by:

- Negative Report:** Check here if your organization possesses no government-owned property under a DOE/ORO contract.
- High Risk Property:** Check here if this report contains high risk property<sup>1</sup>. Flag such property with an *asterisk* following the description.

Property Type	S/H/V	Contract #	Property #	Description (*denotes high risk property)	Asset Type	Manufacturer	Model #	Serial #	In-Service Date/ Acquisition Date	Acquisition Cost	Acquisition Category (G or C)	Condition Code	Location
FN		DE-AC05-98OR22516		Chair	equipm't					<\$500	C	4	7880Y-12
FN		DE-AC05-98OR22516		Refrigerator	equipm't		TAX2SNCBBL	SZ401814		<\$500	C	4	7880W-3
FN		DE-AC05-98OR22516		Microwave Oven	equipm't	Sunbeam	SBM7700W	4077A53836		<\$500	C	4	7880Y-12
FN		DE-AC05-98OR22516		Chair	equipm't					<\$500	C	4	7880Y-12
FN		DE-AC05-98OR22516		File Cabinet	equipm't					<\$500	C	4	7880Y-12
FN	V	DE-AC05-98OR22516		File Cabinet, fireproof	equipm't	Fireking	Fire King 4 dr	FL2003029217	12/1/2005		C	4	7880Y-12
FN		DE-AC05-98OR22516		File Cabinet	equipm't					<\$500	C	4	7880Y-13
FN		DE-AC05-98OR22516		File Cabinet	equipm't					<\$500	C	4	7880Y-13
FN		DE-AC05-98OR22516		File Cabinet	equipm't					<\$500	C	4	7880Y-13
FN		DE-AC05-98OR22516		File Cabinet	equipm't					<\$500	C	4	7880Y-13
FN		DE-AC05-98OR22516		File Cabinet	equipm't					<\$500	C	4	7880Y-13
FN		DE-AC05-98OR22516		File Cabinet	equipm't					<\$500	C	4	7880Y-13
FN		DE-AC05-98OR22516		File Cabinet	equipm't					<\$500	C	4	7880Y-13
FN		DE-AC05-98OR22516		File Cabinet	equipm't					<\$500	C	4	7880Y-13
FN	V	DE-AC05-98OR22516		File Cabinet fireproof	equipm't	Fireking	Fire King 4 dr	FL2005271089	1/5/2006		C	4	7880Y-14

214



**Annual Inventory  
Government-Owned Property Under Prime Contracts  
Oak Ridge Office**

115

Name of Contractor: Foster Wheeler Environmental Corporation, Inc.

Date: 09-20-06

Report Completed By (print name): Judith A. Reynolds

Title: Furnishings

<i>For Office Use</i>	
ID:	
Reviewed by:	

- Negative Report: Check here if your organization possesses no government-owned property under a DOE/ORO contract.  
 High Risk Property: Check here if this report contains high risk property<sup>1</sup>. Flag such property with an *asterisk* following the description.

Property Type	S/H/V	Contract #	Property #	Description (*denotes high risk property)	Asset Type	Manufacturer	Model #	Serial #	In-Service Date/ Acquisition Date	Acquisition Cost	Acquisition Category (G or C)	Condition Code	Location
FN	V	DE-AC05-98OR22516		File Cabinet fireproof	equipm't	Fireking	Fire King 4 dr	FL2005271046	1/5/2006		C	4	7880Y-14
FN	V	DE-AC05-98OR22516		File Cabinet fireproof	equipm't	Fireking	Fire King 4 dr	FL2006012240	1/5/2006		C	4	7880Y-14
FN	V	DE-AC05-98OR22516		File Cabinet fireproof	equipm't	Fireking	Fire King 4 dr	FL2006037159	1/5/2006		C	4	7880Y-14
FN	V	DE-AC05-98OR22516		File Cabinet fireproof	equipm't	Fireking	Fire King 4 dr	FL2006080004	1/5/2006		C	4	7880Y-14
FN	V	DE-AC05-98OR22516		File Cabinet fireproof	equipm't	Fireking	Fire King 4 dr	FL2005393185	1/5/2006		C	4	7880Y-14
FN	V	DE-AC05-98OR22516		File Cabinet fireproof	equipm't	Fireking	Fire King 4 dr	FL2005270189	12/1/2005		C	4	7880Y-14
FN	V	DE-AC05-98OR22516		File Cabinet fireproof	equipm't	Fireking	Fire King 4 dr	FL2005296054	12/1/2005		C	4	7880Y-14
FN	V	DE-AC05-98OR22516		File Cabinet fireproof	equipm't						C	4	7880Y-14
FN		DE-AC05-98OR22516		Bookcase	equipm't					<\$500	C	4	7880Y-14
FN		DE-AC05-98OR22516		VCR	equipm't	RCA	DRC831NC	602200225		<\$500	C	4	7880Y-14
FN		DE-AC05-98OR22516		VCR Reel Converter	equipm't					<\$500	C	4	7880Y-14
FN		DE-AC05-98OR22516		Lock Box	equipm't					<\$500	C	4	7880Y-14
FN		DE-AC05-98OR22516		File Cabinet	equipm't					<\$500	C	4	7880Y-14
FN		DE-AC05-98OR22516		File Cabinet	equipm't					<\$500	C	4	7880Y-14
FN		DE-AC05-98OR22516		Conference Room Table	equipm't					<\$500	C	4	7880Y-15
FN		DE-AC05-98OR22516		Chair	equipm't					<\$500	C	4	7880Y-15



**Annual Inventory  
Government-Owned Property Under Prime Contracts  
Oak Ridge Office**

218

Name of Contractor: Foster Wheeler Environmental Corporation, Inc.

Date: 09-20-06

Report Completed By (print name): Judith A. Reynolds

Title: Furnishings

<i>For Office Use</i>
ID:
Reviewed by:

- Negative Report:** Check here if your organization possesses no government-owned property under a DOE/ORO contract.
- High Risk Property:** Check here if this report contains high risk property<sup>1</sup>. Flag such property with an *asterisk* following the description.

Property Type	S/H/V	Contract #	Property #	Description (*denotes high risk property)	Asset Type	Manufacturer	Model #	Serial #	In-Service Date/ Acquisition Date	Acquisition Cost	Acquisition Category (G or C)	Condition Code	Location
FN		DE-AC05-98OR22516		Speakerphone	equipm't	Polycorn Sound Station 2W		G2043900 71937		<\$500	C	4	7880Y-15
FN		DE-AC05-98OR22516		Speaker	equipm't					<\$500	C	4	7880Y
FN		DE-AC05-98OR22516		Speaker	equipm't					<\$500	C	4	7880Y
FN		DE-AC05-98OR22516		Speaker	equipm't					<\$500	C	4	7880Y
FN		DE-AC05-98OR22516		Speaker	equipm't					<\$500	C	4	7880Y

<sup>1</sup> See High Risk Personal Property at <http://www.ornl.gov/property/subcon/high-ris>

<sup>2</sup> Government-furnished or Contractor-acquired

<sup>3</sup> See Property Condition Codes table

- Notes:**
- (A) *Transmittal Form* must accompany this report.
  - (B) An alternate format of this report is acceptable provided all columns of information are included.

**Annual Inventory  
Government-Owned Property Under Prime Contracts  
Oak Ridge Office**

Name of Contractor: Foster Wheeler Environmental Corp

Date: 10/02/06

Report Completed By (print name): Bruce Weible

Title: Sea vans (Conexs)

For Office Use
ID:
Reviewed by:

Negative Report: Check here if your organization possesses no government-owned property under a DOE/ORO contract.  
 High Risk Property: Check here if this report contains high risk property\*. Flag such property with an asterisk following the description.

Property Type	S/H/V	Contract #	Property #	Description (*denotes high risk property)	Asset Type	Manufacturer	Model #	Serial #	In-Service Date/ Acquisition Date	Acquisition Cost	Acquisition Category (G or C)	Condition Code	Location
ME	V	DE-AC05-98OR22516	SN 056302 014	20' sea land container (primer gray)	equipment	Specialty Containers	sea land	SN 056302 014	prior to 05/06		C	4	Lay-down area
ME	V	DE-AC05-98OR22516	SN 056302 013	20' sea land container (primer gray)	equipment	Specialty Containers	sea land	SN 056302 013	prior to 05/06		C	4	Lay-down area
ME	V	DE-AC05-98OR22516	SN 056302 012	20' sea land container (primer gray)	equipment	Specialty Containers	sea land	SN 056302 012	prior to 05/06		C	4	Lay-down area
ME	V	DE-AC05-98OR22516	SN 056302 009	20' sea land container (primer gray)	equipment	Specialty Containers	sea land	SN 056302 009	prior to 05/06		C	4	Lay-down area
ME	V	DE-AC05-98OR22516	SN 056302 016	20' sea land container (primer gray)	equipment	Specialty Containers	sea land	SN 056302 016	prior to 05/06		C	4	Lay-down area
ME	V	DE-AC05-98OR22516	SN 056302 015	20' sea land container (primer gray)	equipment	Specialty Containers	sea land	SN 056302 015	prior to 05/06		C	4	Lay-down area
ME	V	DE-AC05-98OR22516	SN 056302 006	20' sea land container (primer gray)	equipment	Specialty Containers	sea land	SN 056302 006	prior to 05/06		C	4	Lay-down area
ME	V	DE-AC05-98OR22516	SN 056302 004	20' sea land container (primer gray)	equipment	Specialty Containers	sea land	SN 056302 004	prior to 05/06		C	4	Lay-down area
ME	V	DE-AC05-98OR22516	SN 056302 003	20' sea land container (primer gray)	equipment	Specialty Containers	sea land	SN 056302 003	prior to 05/06		C	4	Lay-down area
ME	V	DE-AC05-98OR22516	SN 056302 005	20' sea land container (primer gray)	equipment	Specialty Containers	sea land	SN 056302 005	prior to 05/06		C	4	Lay-down area
ME	V	DE-AC05-98OR22516	SN 056302 008	20' sea land container (primer gray)	equipment	Specialty Containers	sea land	SN 056302 008	prior to 05/06		C	4	Lay-down area

10/17/2006

**Annual Inventory  
Government-Owned Property Under Prime Contracts  
Oak Ridge Office**

57

Name of Contractor: Foster Wheeler Environmental Corp

Date: 10/02/06

Report Completed By (print name): Bruce Weible

Title: Sea vans (Conexs)

<i>For Office Use</i>	
ID:	
Reviewed by:	

- Negative Report: Check here if your organization possesses no government-owned property under a DOE/ORO contract.  
 High Risk Property: Check here if this report contains high risk property<sup>1</sup>. Flag such property with an *asterisk* following the description.

Property Type	S/H/V	Contract #	Property #	Description (*denotes high risk property)	Asset Type	Manufacturer	Model #	Serial #	In-Service Date/ Acquisition Date	Acquisition Cost	Acquisition Category (G or C)	Condition Code	Location
ME	V	DF-AC05-98OR22516	SN 056302 007	20' sea land container (primer gray)	equipment	Specialty Containers	sea land	SN 056302 007	prior to 05/06		C	4	Lay-down area
ME	V	DE-AC05-98OR22516	SN 056302 017	20' sea land container (primer gray)	equipment	Specialty Containers	sea land	SN 056302 017	prior to 05/06		C	4	Pad SE of CHSA
ME	V	DE-AC05-98OR22516	SN 056302 011	20' sea land container (primer gray)	equipment	Specialty Containers	sea land	SN 056302 011	prior to 05/06		C	4	Pad SE of CHSA
ME	V	DE-AC05-98OR22516	SN 056302 010	20' sea land container (primer gray)	equipment	Specialty Containers	sea land	SN 056302 010	prior to 05/06		C	4	Pad SE of CHSA
ME	V	DE-AC05-98OR22516	SN 056302 020	20' sea land container (primer gray)	equipment	Specialty Containers	sea land	SN 056302 020	prior to 05/06		C	4	Staged for LLW 30-ton
ME	V	DE-AC05-98OR22516	7S (UW 001)	20' sea land container (beige)	equipment	Allstate	sea land	7s/UW 001	10/02/06		C	4	Lay-down area
ME	V	DE-AC05-98OR22516	4S (marked "Record Center)	sea land container (beige)	equipment	Allstate	sea land	4S	10/02/06		C	4	Lay-down area
ME	V	DE-AC05-98OR22516	collectively 7880T	2-20' and 2-40' sea land containers	equipment	unknown	sea land	unnumbered	Phase II	unknown	C	4	Adjacent (north) of process bldg
ME	V	DE-AC05-98OR22516	01479	25'x10' mobile mini sea van container w/ roll-up door	equipment	un-numbered	sea land	01479	prior to 05/06		C	4	Pad west of 30-ton crane bay

10/17/2006

Annual Inventory  
Government-Owned Property Under Prime Contracts  
Oak Ridge Office

Page 3 of 3

Name of Contractor: Foster Wheeler Environmental Corp

Date: 10/02/06

<i>For Office Use</i>
ID:
Reviewed by:

Report Completed By (print name): Bruce Weible

Title: Sea vans (Conexs)

- Negative Report:** Check here if your organization possesses no government-owned property under a DOE/ORO contract.
- High Risk Property:** Check here if this report contains high risk property<sup>1</sup>. Flag such property with an *asterisk* following the description.

Property Type	S/H/V	Contract #	Property #	Description (*denotes high risk property)	Asset Type	Manufacturer	Model #	Serial #	In-Service Date/ Acquisition Date	Acquisition Cost	Acquisition Category (G or C)	Condition Code	Location
ME	V	DE-AC05-98OR22516	01480	25'x10' mobile mini sea van container w/ roll-up door	equipment	un-numbered		01480	prior to 05/06		C	4	Pad west of 30 ton crane bay

<sup>1</sup> See High Risk Personal Property at <http://www.ornl.gov/property/subcon/high-risk.htm>

<sup>2</sup> Government-furnished or Contractor-acquired

<sup>3</sup> See Property Condition Codes table

- Notes:**
- (A) *Transmittal Form* must accompany this report.
  - (B) An alternate format of this report is acceptable provided all columns of information are included.