




# FULTON COUNTY COMMUNITY SURVEY 2002

Sharing Your Opinions about the Future  
of Your Community



---

# Fulton County Community Survey

This survey involves questions about your perspective on issues related to land use and development in your community (for example, your village, city, or township) and throughout Fulton County. Questions are divided into four main sections dealing with: 1) you and your residence; 2) your perspective on your community; 3) your preferences regarding future development in your community; and 4) your perspective on options for implementing community decisions. Your responses will help your community and Fulton County develop plans that reflect residents' preferences for the area.

**All of your responses will remain confidential.** Please answer all questions completely. If you would like to share additional comments or suggestions as you complete this questionnaire, please use the inside of the back cover or insert additional pages as necessary.

Thank you for helping with this important effort!

## YOU AND YOUR RESIDENCE

This first set of questions asks about you and your Fulton County residence. For each question, please enter the appropriate response.

1. How long have you been a resident of Fulton County?

- Less than 1 year
- 1-5 years
- 6-10 years
- 11-15 years
- 16-20 years
- 21-25 years
- More than 25 years

2. How long have you lived at your current residence?

- Less than 1 year
- 1-5 years
- 6-10 years
- 11-15 years
- 16-20 years
- 21-25 years
- More than 25 years

3. Which of the following best describes your current residence?

- Single-family house
- Duplex/Two-family house
- Mobile/manufactured home
- Apartment
- Condominium/Townhouse
- Other: \_\_\_\_\_

4. What year was your current residence built (approximately)? Year: \_\_\_\_\_

- Don't know

5. Do you own or rent your current residence?  Own  Rent

6. How many adults and children currently live at this residence?

\_\_\_\_\_ Adults  
(18 or older)

\_\_\_\_\_ Children  
(17 or younger)

7. What type of water service do you use at this residence?

- My water comes from a municipality or water utility
- My water comes from a private well on my property
- I don't know

8. How satisfied are you with the quality of the water provided to your residence?

- |                       |                       |                       |                       |                       |
|-----------------------|-----------------------|-----------------------|-----------------------|-----------------------|
| <input type="radio"/> | <input type="radio"/> | <input type="radio"/> | <input type="radio"/> | <input type="radio"/> |
| Very                  | Dissatisfied          | Satisfied             | Very                  | No Opinion            |
| Dissatisfied          |                       |                       | Satisfied             |                       |

9. How satisfied are you with the amount of water provided to your residence?

- |                       |                       |                       |                       |                       |
|-----------------------|-----------------------|-----------------------|-----------------------|-----------------------|
| <input type="radio"/> | <input type="radio"/> | <input type="radio"/> | <input type="radio"/> | <input type="radio"/> |
| Very                  | Dissatisfied          | Satisfied             | Very                  | No Opinion            |
| Dissatisfied          |                       |                       | Satisfied             |                       |

*(If you are less than satisfied with your water quality or the amount of water provided, please write your concerns in the comment section at the end of the questionnaire.)*

10. How often do you use bottled water for drinking/cooking in your home?

- |                       |                       |                       |                       |                       |
|-----------------------|-----------------------|-----------------------|-----------------------|-----------------------|
| Never                 | Rarely                | Occasionally          | Frequently            | Always                |
| <input type="radio"/> | <input type="radio"/> | <input type="radio"/> | <input type="radio"/> | <input type="radio"/> |

11. Why do you use bottled water in your home? (Check all that apply.)

- Taste
- To reduce the risk to my own health
- To reduce the risk to my family's health
- Bottled water is more convenient
- Other (please explain): \_\_\_\_\_
  
- I do not use bottled water

12. What is your age?

- |                               |  |
|-------------------------------|--|
| <input type="radio"/> 18 – 24 | <input type="radio"/> 55 – 64            |
| <input type="radio"/> 25 – 34 | <input type="radio"/> 65 – 74            |
| <input type="radio"/> 35 – 44 | <input type="radio"/> 75 years and older |
| <input type="radio"/> 45 – 54 |  |

13. How many total acres of land, including your residence, do you own in Fulton County? (Select one.)

- None
- Less than 1 acre
- 1-5 acres
- 6-20 acres
- 21-40 acres
- 41-100 acres
- More than 100 acres

14. Do you own or operate a farm in Fulton County?

- No → if no, please skip to question 20, on the next page.
- Yes → if yes, please continue with the next question.

15. In Fulton County, how many total acres of farmland do you:

a. **Own?** \_\_\_\_\_ acres

b. **Operate?** \_\_\_\_\_ acres

16. Of the total acres you **operate** in Fulton County, how many acres are used for each of the following:

Pasture? \_\_\_\_\_ acres

Crops? \_\_\_\_\_ acres

Other? \_\_\_\_\_ acres

17. Approximately how many of the following types of animals do you have in your farm operation?

No animals

\_\_\_\_\_ Dairy cattle  
(including heifers and young stock)

\_\_\_\_\_ Poultry

\_\_\_\_\_ Beef cattle

\_\_\_\_\_ Other: \_\_\_\_\_

\_\_\_\_\_ Hogs

18. If you own or operate an active farm in Fulton County, how long do you plan to continue the farm operation?

- 5 years or less
- 6 – 10 years
- 11 – 15 years
- More than 15 years
- I don't know

19. Approximately what percent of your household income comes from farming? \_\_\_\_\_%

## YOUR PERSPECTIVE ON YOUR COMMUNITY

These questions ask you to think about your community (your village, city, or township) as it is today.

20. How satisfied are you with your community as a place to live?

Very  
Dissatisfied

Dissatisfied

Satisfied

Very  
Satisfied

No Opinion

21a. What level of personal importance do you place on each of the following characteristics of your community? (Select one for each row.)

	Very Unimportant	Unimportant	Important	Very Important	NA / No Opinion
a. Local retail shopping	<input type="radio"/>	<input type="radio"/>	<input type="radio"/>	<input type="radio"/>	<input type="radio"/>
b. Local personal and professional services	<input type="radio"/>	<input type="radio"/>	<input type="radio"/>	<input type="radio"/>	<input type="radio"/>
c. Local health care	<input type="radio"/>	<input type="radio"/>	<input type="radio"/>	<input type="radio"/>	<input type="radio"/>
d. New housing	<input type="radio"/>	<input type="radio"/>	<input type="radio"/>	<input type="radio"/>	<input type="radio"/>
e. Local economic and business development	<input type="radio"/>	<input type="radio"/>	<input type="radio"/>	<input type="radio"/>	<input type="radio"/>
f. Sense of safety and security	<input type="radio"/>	<input type="radio"/>	<input type="radio"/>	<input type="radio"/>	<input type="radio"/>
g. Rural/country atmosphere	<input type="radio"/>	<input type="radio"/>	<input type="radio"/>	<input type="radio"/>	<input type="radio"/>
h. Small-town atmosphere	<input type="radio"/>	<input type="radio"/>	<input type="radio"/>	<input type="radio"/>	<input type="radio"/>
i. Other _____	<input type="radio"/>	<input type="radio"/>	<input type="radio"/>	<input type="radio"/>	<input type="radio"/>

21b. From the list above, circle the letters next to the TWO community characteristics that are most important to you. (Circle only two letters.)

### Housing

22. In your opinion, how adequate is the **current** availability of housing options in your community?

	Very Inadequate	Inadequate	Adequate	Very Adequate	No Opinion
Housing for seniors	<input type="radio"/>	<input type="radio"/>	<input type="radio"/>	<input type="radio"/>	<input type="radio"/>
Housing for people with disabilities	<input type="radio"/>	<input type="radio"/>	<input type="radio"/>	<input type="radio"/>	<input type="radio"/>
Multi-family apartment buildings	<input type="radio"/>	<input type="radio"/>	<input type="radio"/>	<input type="radio"/>	<input type="radio"/>
Single-family houses	<input type="radio"/>	<input type="radio"/>	<input type="radio"/>	<input type="radio"/>	<input type="radio"/>
Condominiums/Townhouses	<input type="radio"/>	<input type="radio"/>	<input type="radio"/>	<input type="radio"/>	<input type="radio"/>
Affordable rental housing	<input type="radio"/>	<input type="radio"/>	<input type="radio"/>	<input type="radio"/>	<input type="radio"/>
Affordable owner-occupied housing	<input type="radio"/>	<input type="radio"/>	<input type="radio"/>	<input type="radio"/>	<input type="radio"/>

## Recreation

23. In your opinion, how adequate is the **current** availability of the following recreational areas in and around your community?

	Very Inadequate	Inadequate	Adequate	Very Adequate	No Opinion
Park space	<input type="radio"/>	<input type="radio"/>	<input type="radio"/>	<input type="radio"/>	<input type="radio"/>
Children's playground facilities	<input type="radio"/>	<input type="radio"/>	<input type="radio"/>	<input type="radio"/>	<input type="radio"/>
Sport fields (baseball, soccer, etc.)	<input type="radio"/>	<input type="radio"/>	<input type="radio"/>	<input type="radio"/>	<input type="radio"/>
Bicycle and pedestrian trails	<input type="radio"/>	<input type="radio"/>	<input type="radio"/>	<input type="radio"/>	<input type="radio"/>
Golf courses	<input type="radio"/>	<input type="radio"/>	<input type="radio"/>	<input type="radio"/>	<input type="radio"/>
Areas for scenic enjoyment	<input type="radio"/>	<input type="radio"/>	<input type="radio"/>	<input type="radio"/>	<input type="radio"/>
Hunting areas	<input type="radio"/>	<input type="radio"/>	<input type="radio"/>	<input type="radio"/>	<input type="radio"/>
Fishing areas	<input type="radio"/>	<input type="radio"/>	<input type="radio"/>	<input type="radio"/>	<input type="radio"/>
Other: _____	<input type="radio"/>	<input type="radio"/>	<input type="radio"/>	<input type="radio"/>	<input type="radio"/>

## Natural Resources and Landscape

24. How important to you are the following natural resource and landscape features in and around your community?

	Very Unimportant	Unimportant	Important	Very Important	No Opinion
Wooded areas	<input type="radio"/>	<input type="radio"/>	<input type="radio"/>	<input type="radio"/>	<input type="radio"/>
Grasslands	<input type="radio"/>	<input type="radio"/>	<input type="radio"/>	<input type="radio"/>	<input type="radio"/>
Lakes and lakeshores	<input type="radio"/>	<input type="radio"/>	<input type="radio"/>	<input type="radio"/>	<input type="radio"/>
Rivers, streams, and their banks	<input type="radio"/>	<input type="radio"/>	<input type="radio"/>	<input type="radio"/>	<input type="radio"/>
Wetlands/Marsh	<input type="radio"/>	<input type="radio"/>	<input type="radio"/>	<input type="radio"/>	<input type="radio"/>
Other: _____	<input type="radio"/>	<input type="radio"/>	<input type="radio"/>	<input type="radio"/>	<input type="radio"/>

25. Which aspects associated with each natural resource and landscape feature in and around your community are important to you? (Check all that apply.)

	Impact on Local Economy	Open Space	Environmental Quality Benefits	Recreational Benefits	Habitat Benefits	Scenic Benefits
Wooded areas	<input type="radio"/>	<input type="radio"/>	<input type="radio"/>	<input type="radio"/>	<input type="radio"/>	<input type="radio"/>
Grasslands	<input type="radio"/>	<input type="radio"/>	<input type="radio"/>	<input type="radio"/>	<input type="radio"/>	<input type="radio"/>
Lakes and lakeshores	<input type="radio"/>	<input type="radio"/>	<input type="radio"/>	<input type="radio"/>	<input type="radio"/>	<input type="radio"/>
Rivers, streams, and their banks	<input type="radio"/>	<input type="radio"/>	<input type="radio"/>	<input type="radio"/>	<input type="radio"/>	<input type="radio"/>
Wetlands/Marsh	<input type="radio"/>	<input type="radio"/>	<input type="radio"/>	<input type="radio"/>	<input type="radio"/>	<input type="radio"/>
Other: _____	<input type="radio"/>	<input type="radio"/>	<input type="radio"/>	<input type="radio"/>	<input type="radio"/>	<input type="radio"/>

26. How important to you are the following matters for the area in and around your community?

	Very Unimportant	Unimportant	Important	Very Important	No Opinion
Preservation of natural areas	<input type="radio"/>	<input type="radio"/>	<input type="radio"/>	<input type="radio"/>	<input type="radio"/>
Habitat for fish and wildlife	<input type="radio"/>	<input type="radio"/>	<input type="radio"/>	<input type="radio"/>	<input type="radio"/>
Water quality	<input type="radio"/>	<input type="radio"/>	<input type="radio"/>	<input type="radio"/>	<input type="radio"/>
Locally grown food	<input type="radio"/>	<input type="radio"/>	<input type="radio"/>	<input type="radio"/>	<input type="radio"/>
Preservation of rural character	<input type="radio"/>	<input type="radio"/>	<input type="radio"/>	<input type="radio"/>	<input type="radio"/>
The area's scenic quality	<input type="radio"/>	<input type="radio"/>	<input type="radio"/>	<input type="radio"/>	<input type="radio"/>
Other: _____	<input type="radio"/>	<input type="radio"/>	<input type="radio"/>	<input type="radio"/>	<input type="radio"/>

### Farmland

27. In your opinion, what effect does existing farmland have on the following matters in and around your community?

	Very Negative Effect	Negative Effect	Positive Effect	Very Positive Effect	Don't Know
Preservation of natural areas	<input type="radio"/>	<input type="radio"/>	<input type="radio"/>	<input type="radio"/>	<input type="radio"/>
Habitat for fish and wildlife	<input type="radio"/>	<input type="radio"/>	<input type="radio"/>	<input type="radio"/>	<input type="radio"/>
Water quality	<input type="radio"/>	<input type="radio"/>	<input type="radio"/>	<input type="radio"/>	<input type="radio"/>
Locally grown food	<input type="radio"/>	<input type="radio"/>	<input type="radio"/>	<input type="radio"/>	<input type="radio"/>
Preservation of rural character	<input type="radio"/>	<input type="radio"/>	<input type="radio"/>	<input type="radio"/>	<input type="radio"/>
The area's scenic quality	<input type="radio"/>	<input type="radio"/>	<input type="radio"/>	<input type="radio"/>	<input type="radio"/>
Impact on local economy	<input type="radio"/>	<input type="radio"/>	<input type="radio"/>	<input type="radio"/>	<input type="radio"/>
Other: _____	<input type="radio"/>	<input type="radio"/>	<input type="radio"/>	<input type="radio"/>	<input type="radio"/>

28. In your opinion, how important is protecting farmland in and around your community?

Very Unimportant     
  Unimportant     
  Important     
  Very Important     
 |     
  No Opinion

29. In your opinion, how important is protecting farmland throughout Fulton County?

Very Unimportant     
  Unimportant     
  Important     
  Very Important     
 |     
  No Opinion



# YOUR PERSPECTIVE ON FUTURE DEVELOPMENT IN YOUR COMMUNITY

The questions in this section ask you to consider the types of future development you would encourage or discourage in your community. Additional questions at the end of this section prompt you to consider **where** within your community you would prefer different types of development to occur, if at all.

## New Housing

30. To what extent would you encourage or discourage the following kinds of **future** single-family housing development in your community?

	Strongly Discourage	Discourage	Encourage	Strongly Encourage	Neither Encourage Nor Discourage
Single-family houses on small lots (less than ½-acre*) grouped near others. For example, small-lot subdivisions.	<input type="radio"/>	<input type="radio"/>	<input type="radio"/>	<input type="radio"/>	<input type="radio"/>
Single-family houses on large lots (more than ½ -acre*) grouped near others. For example, large-lot subdivisions.	<input type="radio"/>	<input type="radio"/>	<input type="radio"/>	<input type="radio"/>	<input type="radio"/>
Single-family houses dispersed around the area – <b>not</b> grouped with others.	<input type="radio"/>	<input type="radio"/>	<input type="radio"/>	<input type="radio"/>	<input type="radio"/>

*\* Note: ½ acre = 21,780 square feet: a square, ½ -acre lot would be about 148 feet x 148 feet.*

31. To what extent would you encourage or discourage the following kinds of **future** multi-family and special-needs housing development in your community?

	Strongly Discourage	Discourage	Encourage	Strongly Encourage	Neither Encourage Nor Discourage
Multi-family apartment buildings	<input type="radio"/>	<input type="radio"/>	<input type="radio"/>	<input type="radio"/>	<input type="radio"/>
Mobile/manufactured home parks	<input type="radio"/>	<input type="radio"/>	<input type="radio"/>	<input type="radio"/>	<input type="radio"/>
Duplexes/Two-family houses	<input type="radio"/>	<input type="radio"/>	<input type="radio"/>	<input type="radio"/>	<input type="radio"/>
Condominiums/Townhouses	<input type="radio"/>	<input type="radio"/>	<input type="radio"/>	<input type="radio"/>	<input type="radio"/>
Housing for seniors	<input type="radio"/>	<input type="radio"/>	<input type="radio"/>	<input type="radio"/>	<input type="radio"/>
Housing for people with disabilities	<input type="radio"/>	<input type="radio"/>	<input type="radio"/>	<input type="radio"/>	<input type="radio"/>
Other: _____	<input type="radio"/>	<input type="radio"/>	<input type="radio"/>	<input type="radio"/>	<input type="radio"/>

## New Industry and Production

32. To what extent would you encourage or discourage the following kinds of **future** industrial and production development in and around your community?

	Strongly Discourage	Discourage	Encourage	Strongly Encourage	Neither Encourage Nor Discourage
Large-scale livestock operations	<input type="radio"/>	<input type="radio"/>	<input type="radio"/>	<input type="radio"/>	<input type="radio"/>
Agriculture-related business	<input type="radio"/>	<input type="radio"/>	<input type="radio"/>	<input type="radio"/>	<input type="radio"/>
Warehousing/distribution	<input type="radio"/>	<input type="radio"/>	<input type="radio"/>	<input type="radio"/>	<input type="radio"/>
Manufacturing and assembly	<input type="radio"/>	<input type="radio"/>	<input type="radio"/>	<input type="radio"/>	<input type="radio"/>
Heavy industry	<input type="radio"/>	<input type="radio"/>	<input type="radio"/>	<input type="radio"/>	<input type="radio"/>
Mineral extraction (gravel quarries, etc.)	<input type="radio"/>	<input type="radio"/>	<input type="radio"/>	<input type="radio"/>	<input type="radio"/>
Other: _____	<input type="radio"/>	<input type="radio"/>	<input type="radio"/>	<input type="radio"/>	<input type="radio"/>

### New Recreation

33. To what extent would you encourage or discourage the following kinds of **future** recreational developments in and around your community?

	Strongly Discourage	Discourage	Encourage	Strongly Encourage	Neither Encourage Nor Discourage
Park space	<input type="radio"/>	<input type="radio"/>	<input type="radio"/>	<input type="radio"/>	<input type="radio"/>
Children's playground facilities	<input type="radio"/>	<input type="radio"/>	<input type="radio"/>	<input type="radio"/>	<input type="radio"/>
Sport fields (baseball, soccer, etc.)	<input type="radio"/>	<input type="radio"/>	<input type="radio"/>	<input type="radio"/>	<input type="radio"/>
Bicycle and pedestrian trails	<input type="radio"/>	<input type="radio"/>	<input type="radio"/>	<input type="radio"/>	<input type="radio"/>
Golf courses	<input type="radio"/>	<input type="radio"/>	<input type="radio"/>	<input type="radio"/>	<input type="radio"/>
Areas for scenic enjoyment	<input type="radio"/>	<input type="radio"/>	<input type="radio"/>	<input type="radio"/>	<input type="radio"/>
Hunting areas	<input type="radio"/>	<input type="radio"/>	<input type="radio"/>	<input type="radio"/>	<input type="radio"/>
Fishing areas	<input type="radio"/>	<input type="radio"/>	<input type="radio"/>	<input type="radio"/>	<input type="radio"/>
Other: _____	<input type="radio"/>	<input type="radio"/>	<input type="radio"/>	<input type="radio"/>	<input type="radio"/>

### New Commercial Development and Services

34. To what extent would you encourage or discourage the following kinds of **future** commercial and service-related development in and around your community?

	Strongly Discourage	Discourage	Encourage	Strongly Encourage	Neither Encourage Nor Discourage
Convenience stores/ Gas stations	<input type="radio"/>	<input type="radio"/>	<input type="radio"/>	<input type="radio"/>	<input type="radio"/>
Antique, craft, and specialty stores	<input type="radio"/>	<input type="radio"/>	<input type="radio"/>	<input type="radio"/>	<input type="radio"/>
Shopping centers	<input type="radio"/>	<input type="radio"/>	<input type="radio"/>	<input type="radio"/>	<input type="radio"/>
Grocery stores	<input type="radio"/>	<input type="radio"/>	<input type="radio"/>	<input type="radio"/>	<input type="radio"/>
Restaurants	<input type="radio"/>	<input type="radio"/>	<input type="radio"/>	<input type="radio"/>	<input type="radio"/>
Child care facilities	<input type="radio"/>	<input type="radio"/>	<input type="radio"/>	<input type="radio"/>	<input type="radio"/>
Office facilities	<input type="radio"/>	<input type="radio"/>	<input type="radio"/>	<input type="radio"/>	<input type="radio"/>
Health facilities (doctor, dentist, etc.)	<input type="radio"/>	<input type="radio"/>	<input type="radio"/>	<input type="radio"/>	<input type="radio"/>
Other: _____	<input type="radio"/>	<input type="radio"/>	<input type="radio"/>	<input type="radio"/>	<input type="radio"/>

### New Conservation Areas

35. To what extent would you encourage or discourage establishing or expanding the following types of conservation areas in and around your community?

	Strongly Discourage	Discourage	Encourage	Strongly Encourage	Neither Encourage Nor Discourage
Wooded areas	<input type="radio"/>	<input type="radio"/>	<input type="radio"/>	<input type="radio"/>	<input type="radio"/>
Grasslands	<input type="radio"/>	<input type="radio"/>	<input type="radio"/>	<input type="radio"/>	<input type="radio"/>
Areas adjacent to lakes	<input type="radio"/>	<input type="radio"/>	<input type="radio"/>	<input type="radio"/>	<input type="radio"/>
Areas adjacent to rivers and streams	<input type="radio"/>	<input type="radio"/>	<input type="radio"/>	<input type="radio"/>	<input type="radio"/>
Wetlands/Marsh	<input type="radio"/>	<input type="radio"/>	<input type="radio"/>	<input type="radio"/>	<input type="radio"/>
Other: _____	<input type="radio"/>	<input type="radio"/>	<input type="radio"/>	<input type="radio"/>	<input type="radio"/>

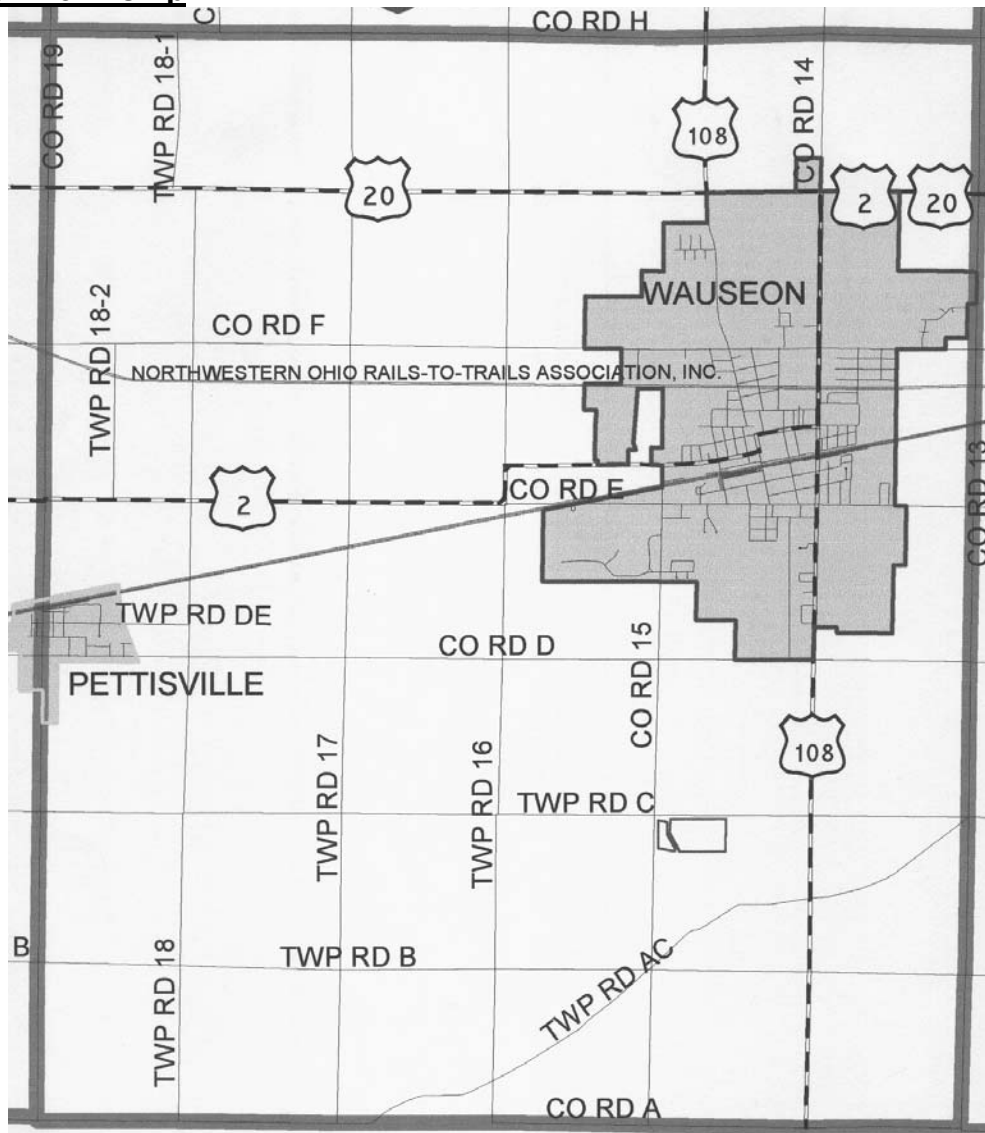
## Future Land Use

Questions 30-34 asked your opinions regarding specific types of future development. The next several questions use maps of your township to ask where you think various types of new development should occur over the next 20 years.

*If you feel that development should not occur in certain areas, include that information as well.*

36. Please circle or shade the areas on the map below where you would direct **new housing development** within Clinton Township. Use the area below the map if you would like to add a written description of the areas you identify.

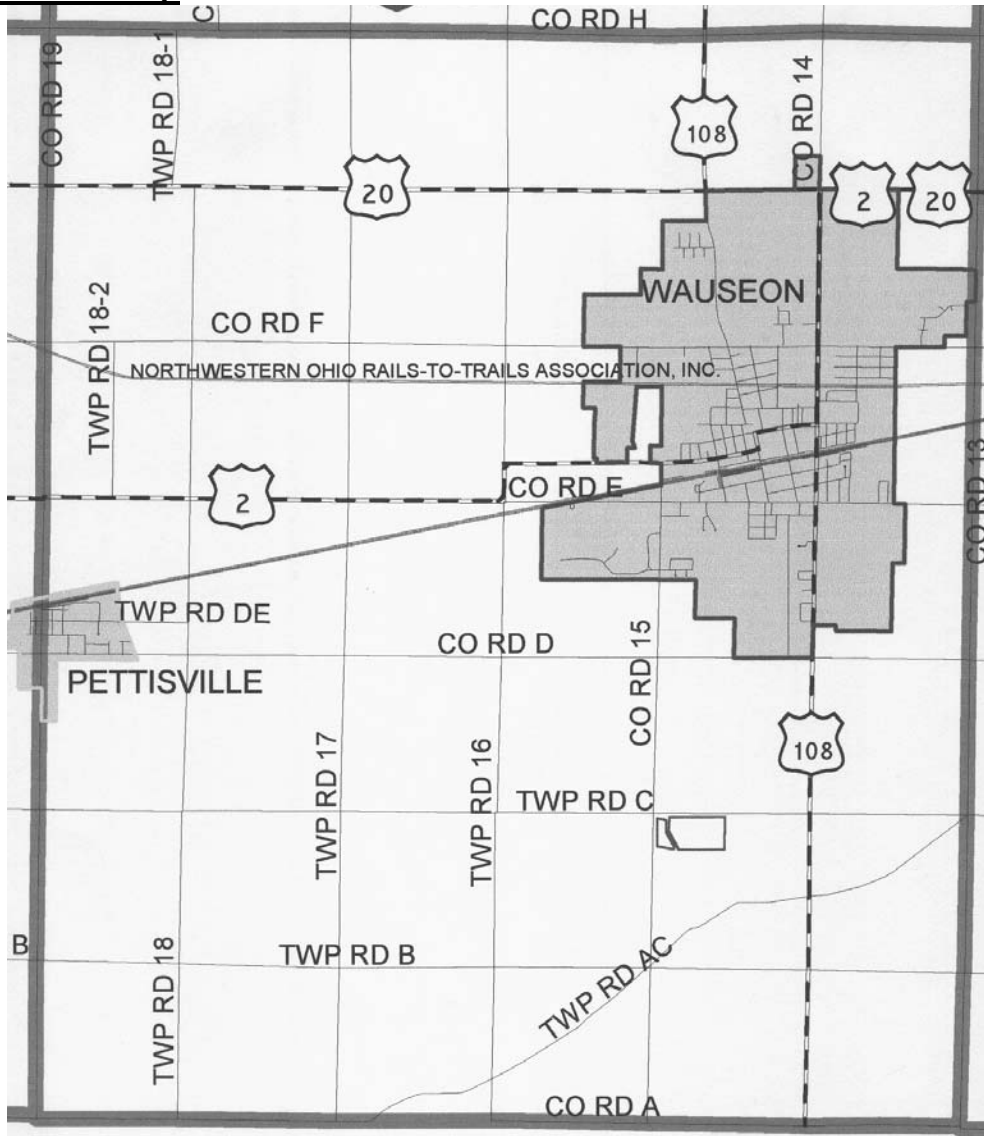
### Clinton Township



**Additional Description:**

37. Please circle or shade the areas on the map below where you would direct **new industrial and production development** within Clinton Township.

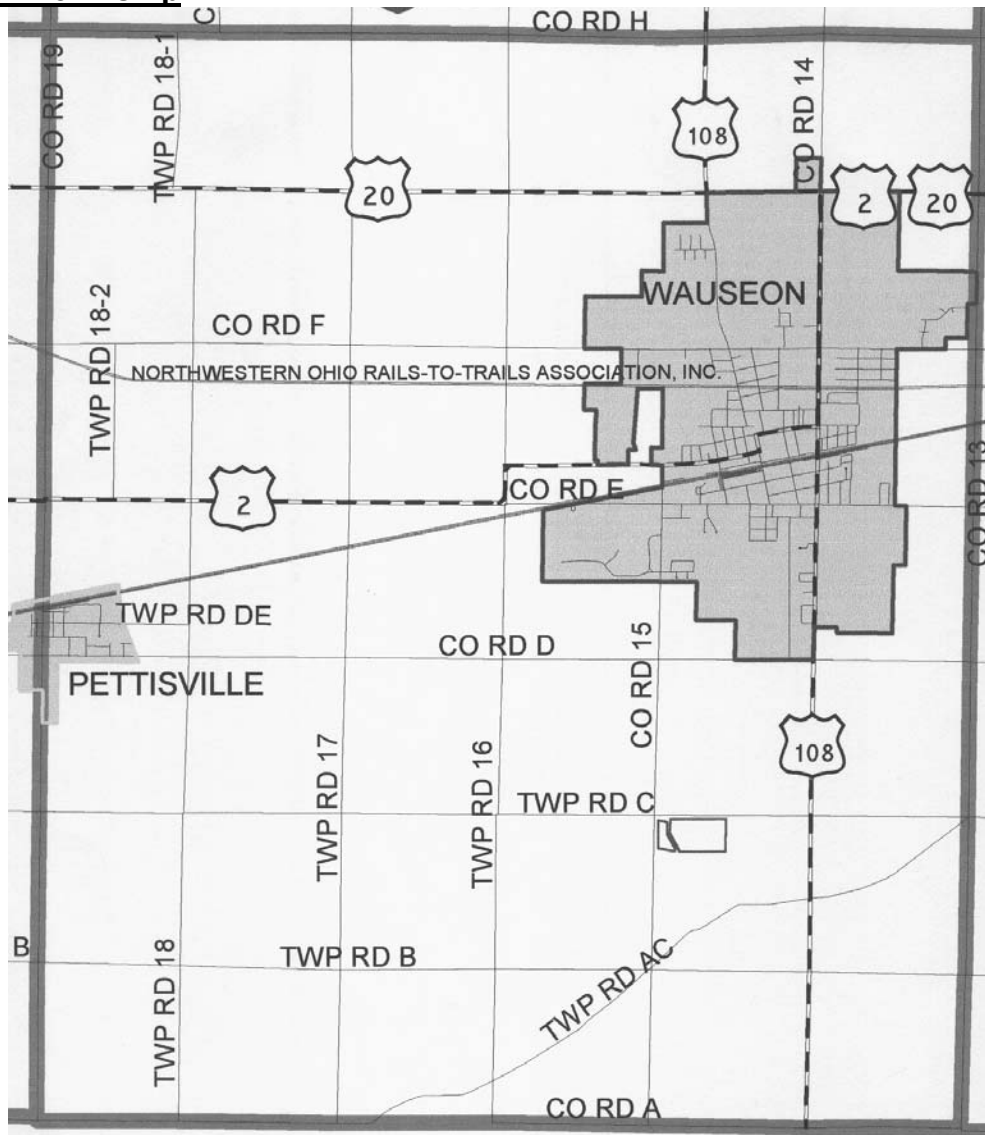
**Clinton Township**



**Additional Description:**

38. Please circle or shade the areas on the map below where you would direct **new recreational development** within Clinton Township.

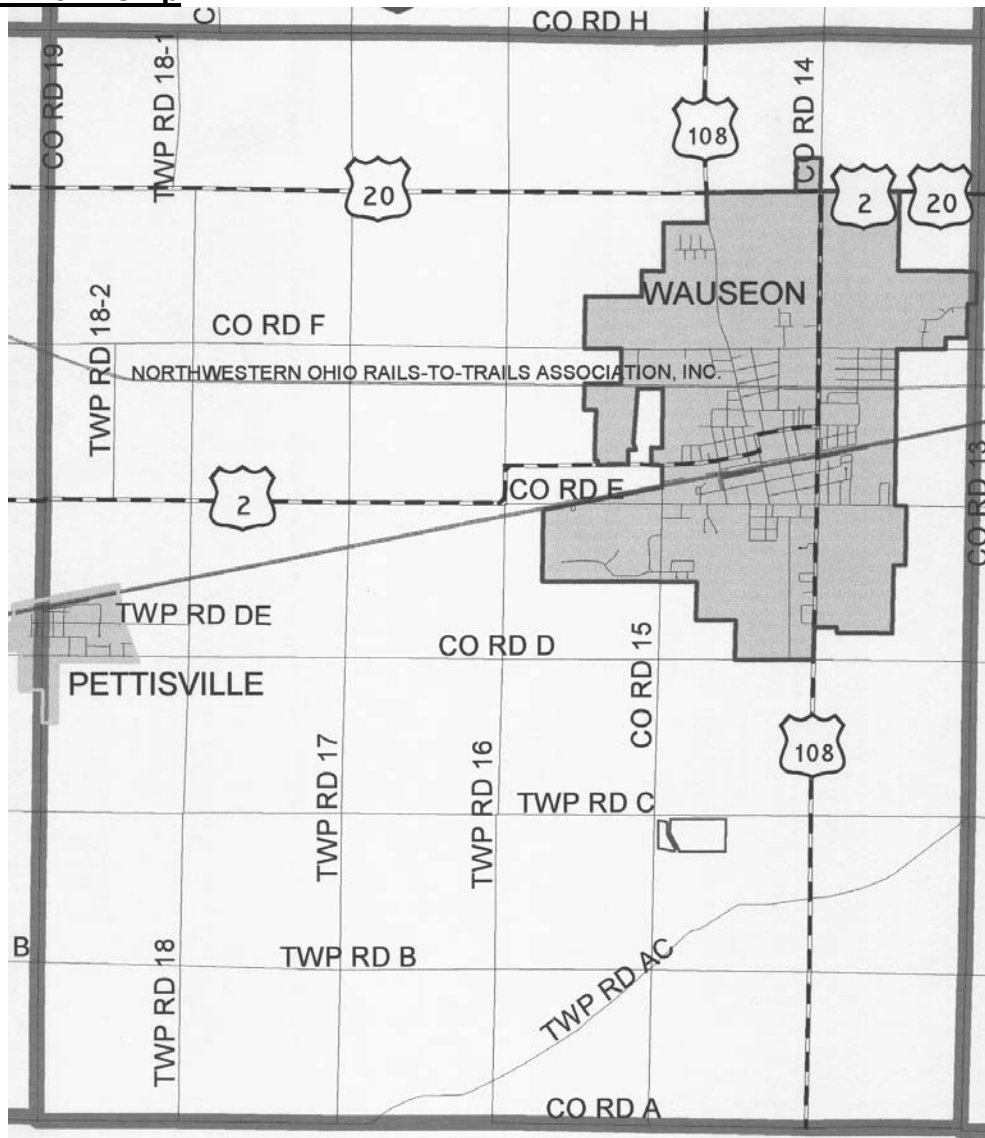
**Clinton Township**



**Additional Description:**

39. Please circle or shade the areas on the map below where you would direct **new commercial and service-related development** within Clinton Township.

**Clinton Township**

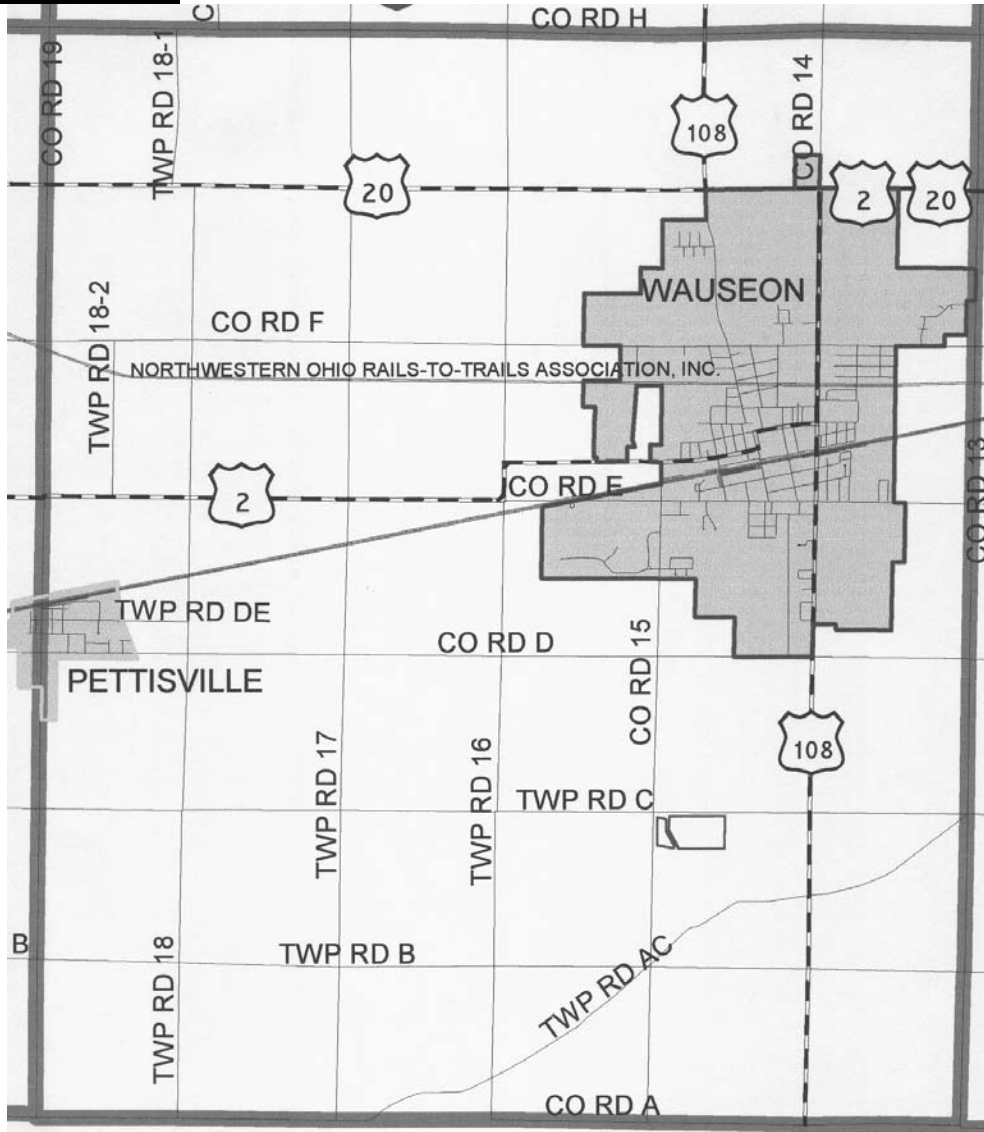


**Additional Description:**

The next several questions ask about places or areas within your township and county that you like and dislike.

40. Using the map below, please identify up to three areas within **Clinton Township that you particularly like** – places that hold special significance for you or for the community. For example, you might identify a particular park, a pond, a building, a road...something that represents what you like about the township. Use the space below the map to name/describe the places you identify and why you like them.

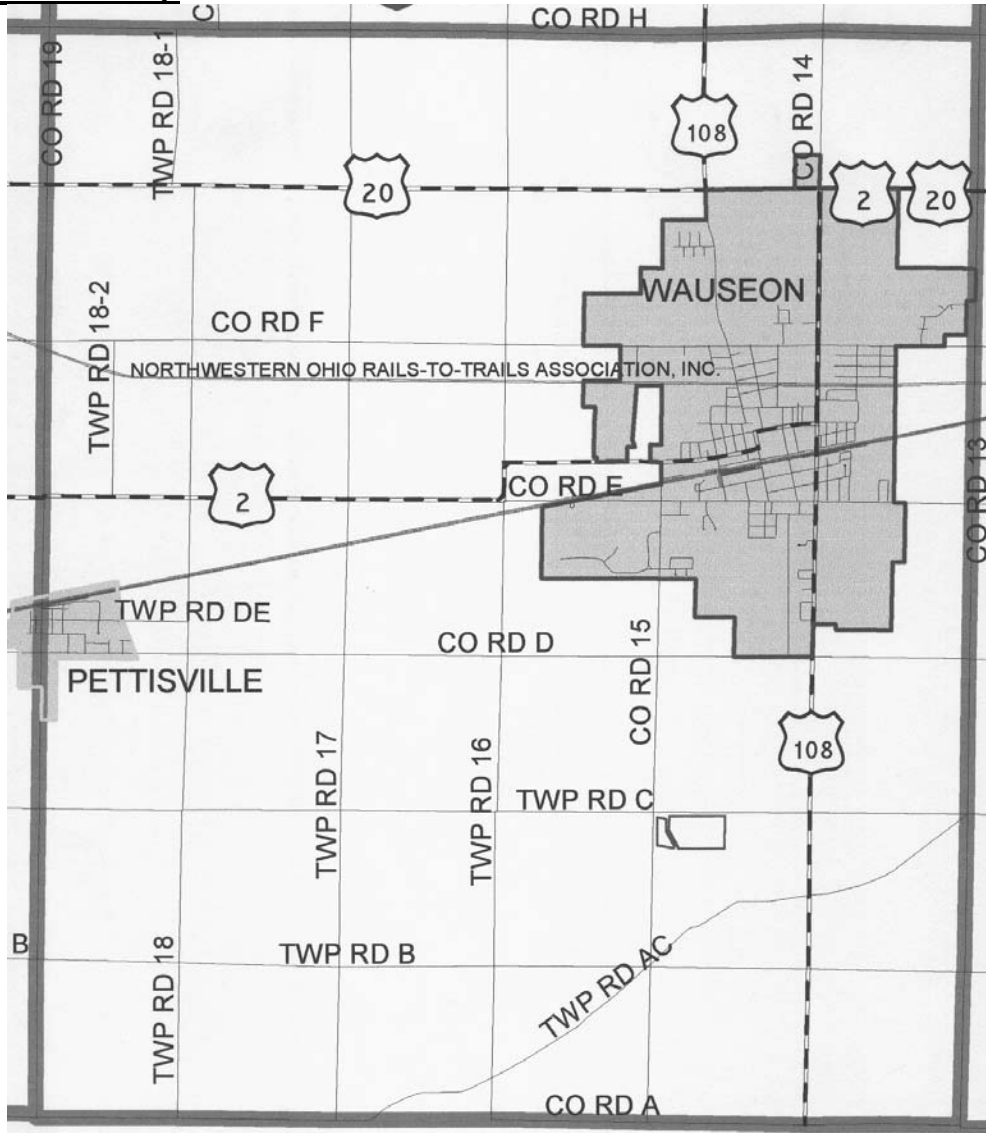
**Clinton Township**



**Descriptions & Reasons:**

41. Now, please identify up to three areas within **Clinton Township** that you do not particularly like. Again, use the space below the map to name/describe the places you identify and why you don't like them.

**Clinton Township**



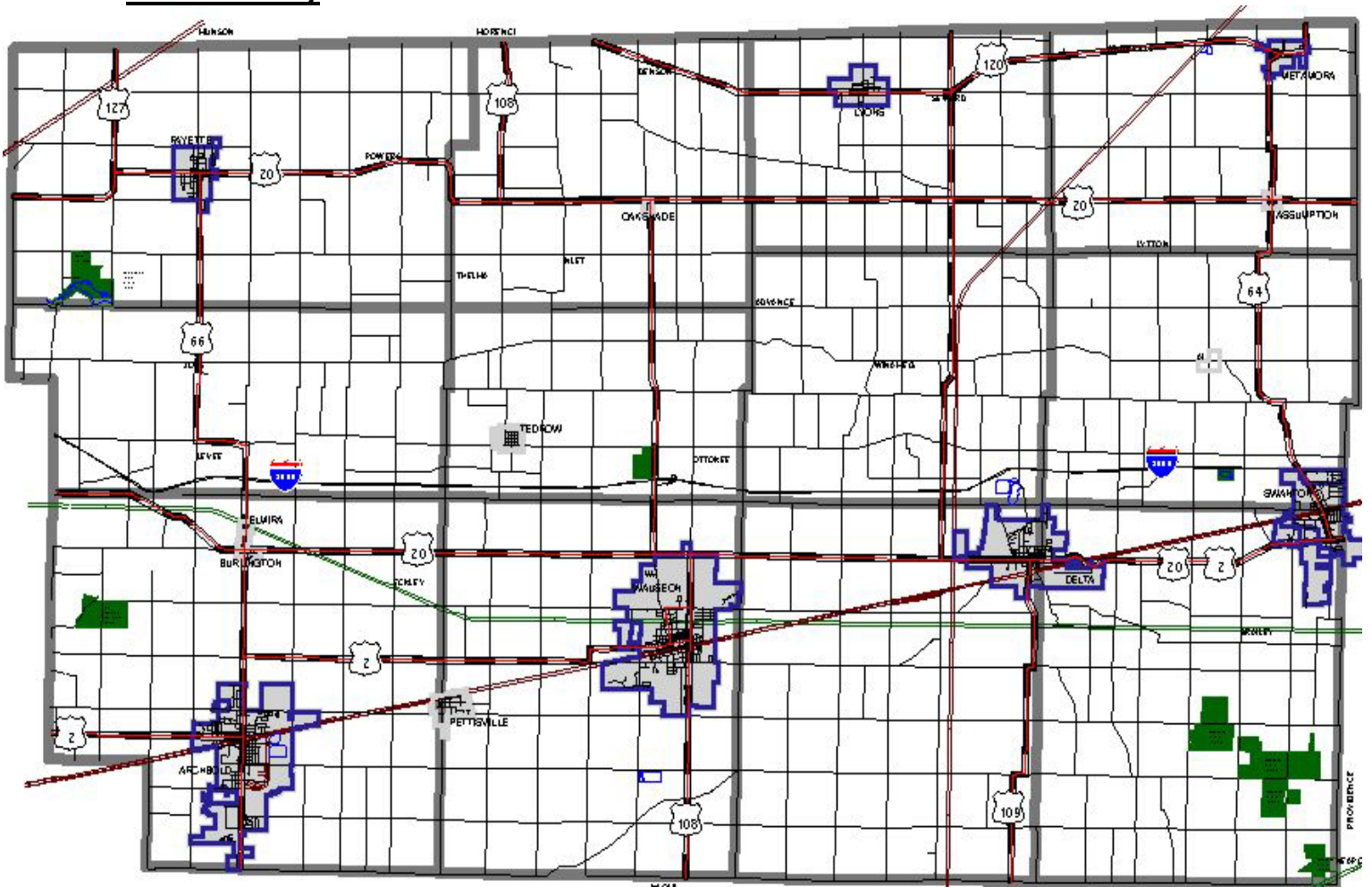
**Descriptions & Reasons:**



For the next two questions, think about **all of Fulton County**.

42. Using the map below, please identify up to three areas in **Fulton County** **that you particularly like**. Use the space below the map to name/describe the places you identify and why you like them.

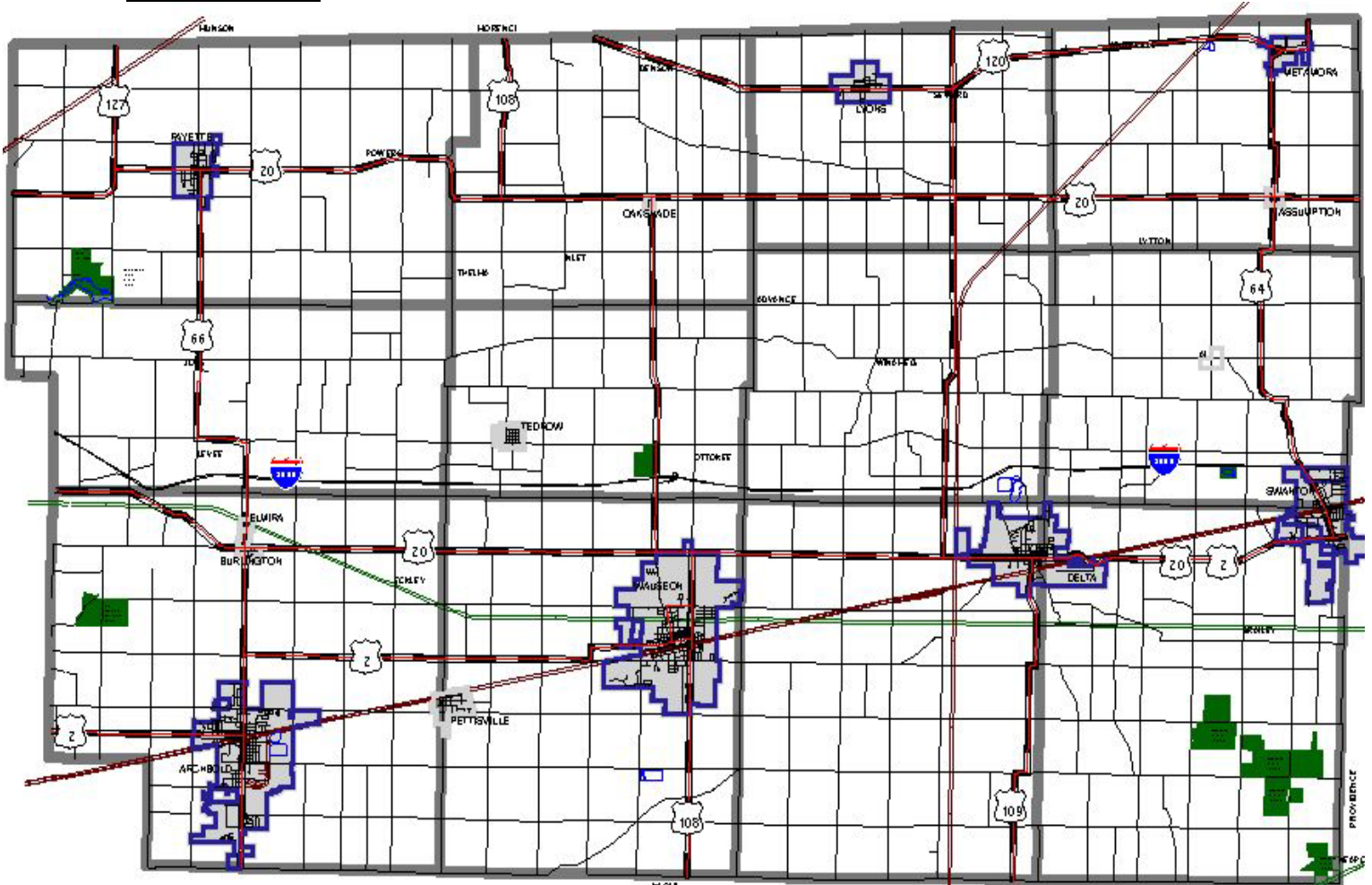
**Fulton County**



**Descriptions & Reasons:**

43. Please identify up to three areas in **Fulton County that you do not particularly like**. Again, use the space below the map to describe the places you identify why you don't like them.

**Fulton County**



Descriptions & Reasons:

The final question in this section addresses pedestrian and bicycle access in your community.

44. How important to you is the ability to access each of the following types of services/employers in your community **by walking or riding a bicycle**?

	Very Unimportant	Unimportant	Important	Very Important	No Opinion
Convenience stores/Gas stations	<input type="radio"/>	<input type="radio"/>	<input type="radio"/>	<input type="radio"/>	<input type="radio"/>
Antique, craft, and specialty stores	<input type="radio"/>	<input type="radio"/>	<input type="radio"/>	<input type="radio"/>	<input type="radio"/>
Shopping centers	<input type="radio"/>	<input type="radio"/>	<input type="radio"/>	<input type="radio"/>	<input type="radio"/>
Restaurants	<input type="radio"/>	<input type="radio"/>	<input type="radio"/>	<input type="radio"/>	<input type="radio"/>
Office facilities	<input type="radio"/>	<input type="radio"/>	<input type="radio"/>	<input type="radio"/>	<input type="radio"/>
Health facilities (doctor, dentist, etc.)	<input type="radio"/>	<input type="radio"/>	<input type="radio"/>	<input type="radio"/>	<input type="radio"/>
Agriculture-related business	<input type="radio"/>	<input type="radio"/>	<input type="radio"/>	<input type="radio"/>	<input type="radio"/>
Warehousing/distribution	<input type="radio"/>	<input type="radio"/>	<input type="radio"/>	<input type="radio"/>	<input type="radio"/>
Manufacturing and assembly	<input type="radio"/>	<input type="radio"/>	<input type="radio"/>	<input type="radio"/>	<input type="radio"/>
Heavy industry	<input type="radio"/>	<input type="radio"/>	<input type="radio"/>	<input type="radio"/>	<input type="radio"/>

## OPTIONS FOR IMPLEMENTING COMMUNITY DECISIONS

Communities use a variety of approaches to implement community decisions regarding land use and other issues. This section asks for your reactions to several tools that could be used or expanded in your county and/or community.

### Community Plans

In Ohio, incorporated municipalities may develop their own comprehensive community plans. Unincorporated areas are included in county-level plans.

45. Which of the statements below best describes your level of knowledge about existing land-use and related planning documents for Fulton County?

- I am not aware of existing plans
- I think that plans exist, but I don't know very much about them
- I am generally familiar with plans for Fulton County
- I am very knowledgeable about the existing plans

46. Which statement best describes your level of awareness about current planning efforts for Fulton County? (Select one.)

- Prior to receiving this survey, I was not aware of current planning efforts.
- I have heard about planning efforts, but I don't know very much about them.
- I am generally familiar with the current planning efforts.
- I am very knowledgeable about the current planning efforts.

47. To what extent would you support the use of a plan to guide decisions in Fulton County?

Strongly  
Unsupportive

Unsupportive

Supportive

Strongly  
Supportive

No Opinion

### Development and Conservation

Ordinances (developed by local governments) can define the types of activities permitted in different areas within a municipality.

48. To what extent would you support ordinances to protect natural resource areas such as wetlands, woodlands, and land adjacent to lakes and streams in rural unincorporated areas in Fulton County?

Strongly  
Unsupportive

Unsupportive

Supportive

Strongly  
Supportive

No Opinion

49. To what extent would you support ordinances to protect natural resource areas such as wetlands, woodlands, and land adjacent to lakes and streams in cities and villages (incorporated areas) in Fulton County?

Strongly  
Unsupportive

Unsupportive

Supportive

Strongly  
Supportive

No Opinion

Some new housing developments protect land by clustering houses or other buildings together on part of a parcel of land leaving the remainder of the parcel permanently undeveloped. Using this approach, just as many homes can be built on a parcel, but they are built on smaller lots so that environmentally sensitive areas, farmland, or other special features are left undeveloped.

#### Example:

Instead of building 8 homes on 5-acre lots in a 40-acre parcel of land, a developer following this approach might develop 10 homes on ½ - acre lots and preserve the remaining 35 acres.

50. To what extent would you encourage or discourage this type of development in unincorporated areas in Fulton County?

Strongly  
Discourage

Discourage

Encourage

Strongly  
Encourage

Neither  
Encourage Nor  
Discourage

51. To what extent would you encourage or discourage this type of development in cities and villages (incorporated areas) in Fulton County?

Strongly  
Discourage

Discourage

Encourage

Strongly  
Encourage

Neither  
Encourage Nor  
Discourage

Purchasing temporary or permanent development rights is another approach that some communities use to protect land. In this type of transaction, a landowner voluntarily sells the right to develop a land parcel to an organization that will not develop the land. The landowner sells the development right but retains all other existing ownership rights like farming and hunting.

52. To what extent would you support your county government protecting land by purchasing **permanent** development rights for land in Fulton County?

- Strongly Unsupportive       Unsupportive       Supportive       Strongly Supportive      |       No Opinion

53. To what extent would you support your county government protecting land by purchasing **temporary** (for example, 10- to 20-year) development rights for land in Fulton County?

- Strongly Unsupportive       Unsupportive       Supportive       Strongly Supportive      |       No Opinion

54. If you own agricultural or undeveloped land in Fulton County, would you consider taking advantage of opportunities to protect your land by selling development rights? (Select one.)

- I do not own agricultural or undeveloped land in Fulton County
- Very likely to consider giving up development rights for compensation
- Likely to consider giving up development rights for compensation
- Unlikely to consider giving up development rights for compensation
- Very unlikely to consider giving up development rights for compensation
  
- Don't know/No opinion

55. When farmland is offered for sale in Fulton County, which ONE statement best describes how you would like to see the land used after the sale? (Select one)

- The land should be used as the new owner desires
- The land should be kept in agricultural use or used for agriculture-related purposes
- The land should be used in accordance with a land-use plan
  
- No opinion

**Interaction With You**

56. How would you prefer to receive information about planning in your community? (Select all that apply)

- Local newspapers
- Television
- Radio
- Letters sent to my home
- Community newsletters
- Public meetings
- Computer (web sites, e-mail, etc.)
- Other: \_\_\_\_\_

Using the space below, please identify specific community newspapers or other information sources where you would notice information about community planning efforts.

57. How would you prefer to receive information about county-level planning? (Select all that apply)

- Local newspapers
- Television
- Radio
- Letters sent to my home
- Community newsletters
- Public meetings
- Computer (web sites, e-mail, etc.)
- Other: \_\_\_\_\_

Using the space below, please identify specific community newspapers or other information sources where you would notice information about county planning efforts.

**Thank you for your time and assistance!**

Please use the opposite page for any additional comments or suggestions, and return the completed questionnaire in the envelope provided.

Please use this space for additional comments or suggestions:

