

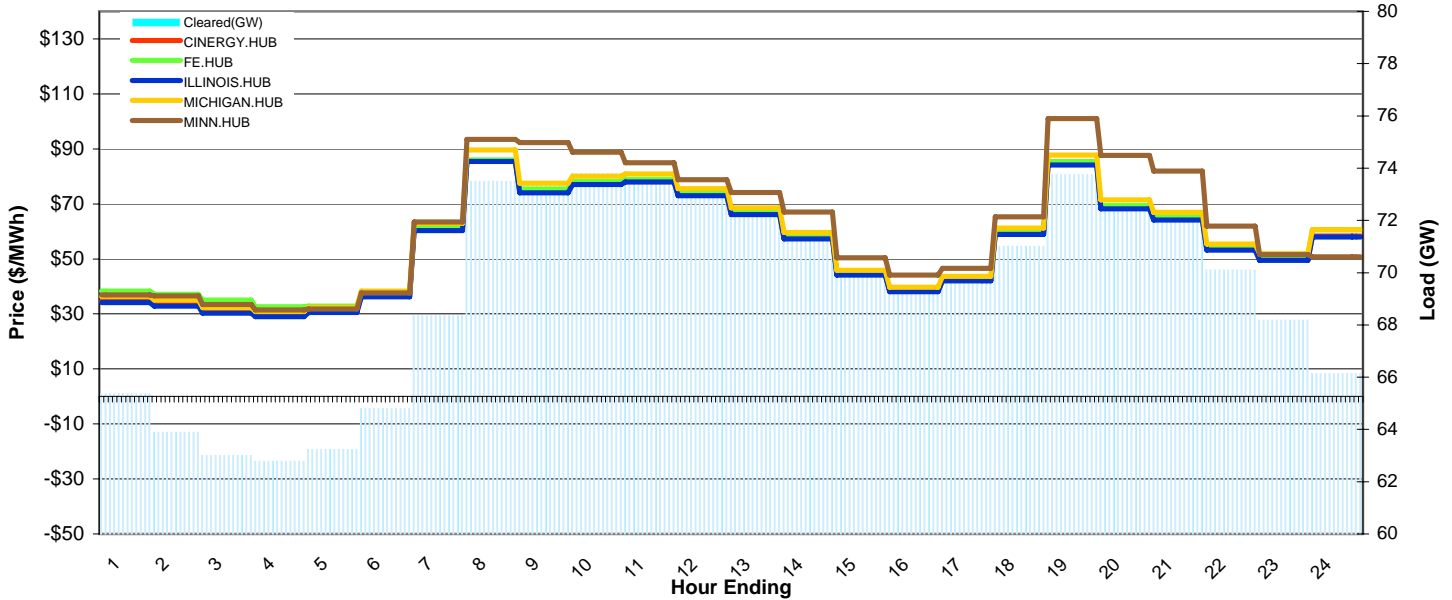
MISO Daily Report

Delivery Day: Friday, February 1, 2008

Price Color Codes: ≤0 ≥100 ≥200

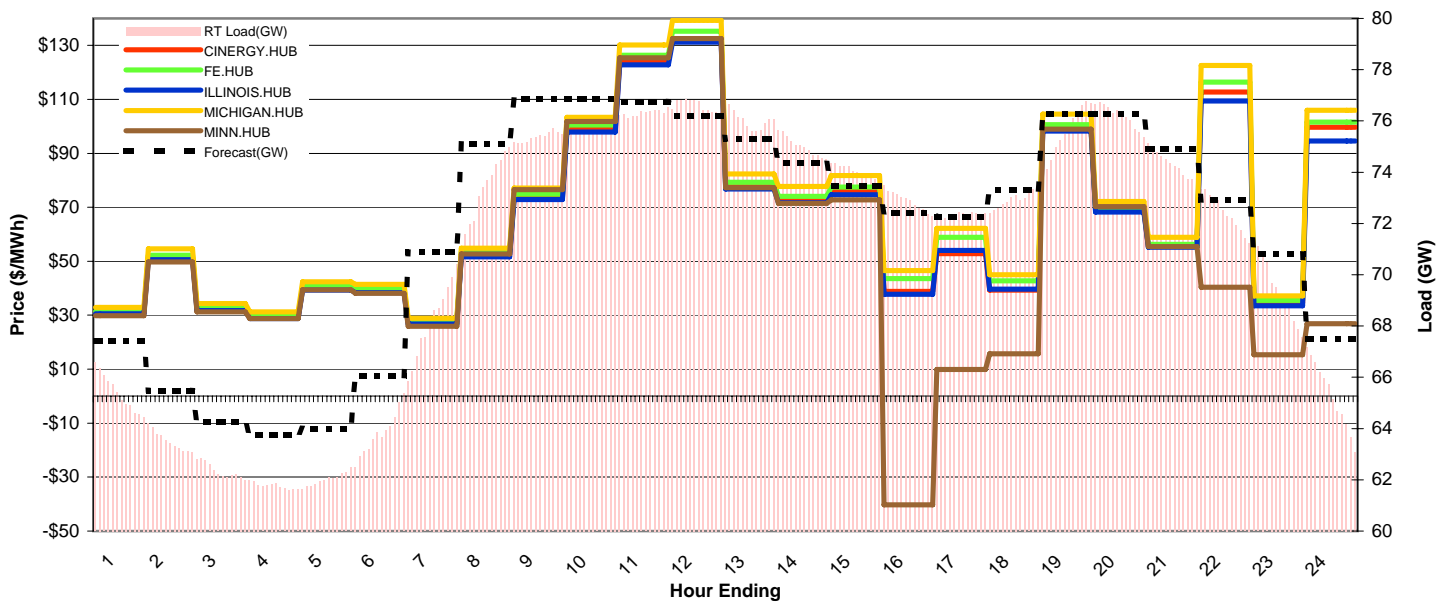
Day-Ahead Prices and Cleared Load

	HE1	HE2	HE3	HE4	HE5	HE6	HE7	HE8	HE9	HE10	HE11	HE12	HE13	HE14	HE15	HE16	HE17	HE18	HE19	HE20	HE21	HE22	HE23	HE24
CINERGY.HUB	34.59	33.32	30.58	29.37	31.13	37.01	60.96	85.61	74.64	77.30	78.15	73.05	66.21	57.46	44.32	38.24	42.14	59.11	84.54	68.65	64.41	53.39	50.14	58.28
FE.HUB	38.30	37.15	35.06	32.63	32.79	37.58	61.62	86.06	75.41	78.09	78.96	73.81	66.89	58.13	44.93	38.80	42.72	59.85	85.44	69.42	65.07	53.99	50.84	60.66
ILLINOIS.HUB	34.16	32.88	30.24	28.95	30.55	36.16	60.32	85.40	74.02	77.07	78.03	72.94	66.09	57.32	44.17	38.08	42.00	58.93	84.11	68.24	64.16	53.15	49.45	57.98
MICHIGAN.HUB	36.31	35.00	32.22	30.83	32.43	38.36	63.03	89.64	77.54	80.06	80.84	75.56	68.54	59.55	45.93	39.68	43.68	61.21	87.76	71.45	66.97	55.42	51.97	60.63
MINN.HUB	36.87	36.61	33.46	31.42	31.82	37.56	63.42	93.45	82.26	88.81	84.94	78.79	74.19	67.00	50.39	44.10	46.60	65.29	101.00	87.68	81.92	61.98	51.59	50.75
Cleared(GW)	65.4	63.9	63.0	62.8	63.2	64.8	68.4	73.5	73.4	73.8	73.6	73.0	72.3	71.2	70.0	69.5	69.8	71.0	73.8	72.7	72.2	70.1	68.2	66.1



Preliminary Real-Time Prices with Forecasted and Actual System Load

	HE1	HE2	HE3	HE4	HE5	HE6	HE7	HE8	HE9	HE10	HE11	HE12	HE13	HE14	HE15	HE16	HE17	HE18	HE19	HE20	HE21	HE22	HE23	HE24
CINERGY.HUB	30.98	51.52	32.37	29.34	40.05	39.26	27.46	52.39	73.65	98.85	124.05	132.49	77.63	72.53	75.78	38.88	52.84	39.27	98.96	68.70	55.68	112.76	34.56	99.69
FE.HUB	31.49	52.27	32.82	29.86	40.75	39.91	28.00	53.39	74.94	100.54	126.38	135.25	79.24	74.11	77.48	43.62	58.90	42.79	100.60	69.48	56.26	116.40	35.47	101.56
ILLINOIS.HUB	30.48	50.56	31.72	28.78	39.27	38.40	26.75	51.68	72.93	97.90	122.84	131.19	76.79	71.65	74.66	37.74	53.98	39.68	98.31	68.26	55.15	109.35	33.51	94.55
MICHIGAN.HUB	32.94	54.64	34.27	31.23	42.42	41.50	28.83	54.83	77.12	103.38	130.20	139.24	82.39	77.75	81.80	46.57	62.22	44.95	104.57	72.19	58.90	122.57	37.19	106.01
MINN.HUB	29.83	49.79	31.26	28.71	39.46	38.10	25.91	52.69	76.60	101.77	125.39	132.50	77.28	71.43	72.73	-40.22	9.90	15.74	98.97	70.32	55.40	40.37	15.33	26.88
Forecasted(GW)	67.4	65.5	64.3	63.7	64.0	66.1	70.9	75.1	76.9	76.9	76.8	76.2	75.3	74.4	73.4	72.4	72.3	73.3	76.3	76.3	74.9	72.9	70.8	67.5
(RT) - (DA Load)	0.02	-0.38	-0.64	-1.02	-1.21	-0.99	-0.16	-0.23	1.97	2.13	2.71	3.64	3.73	3.77	4.05	3.41	2.56	1.92	1.78	3.54	2.13	2.32	1.31	-0.82



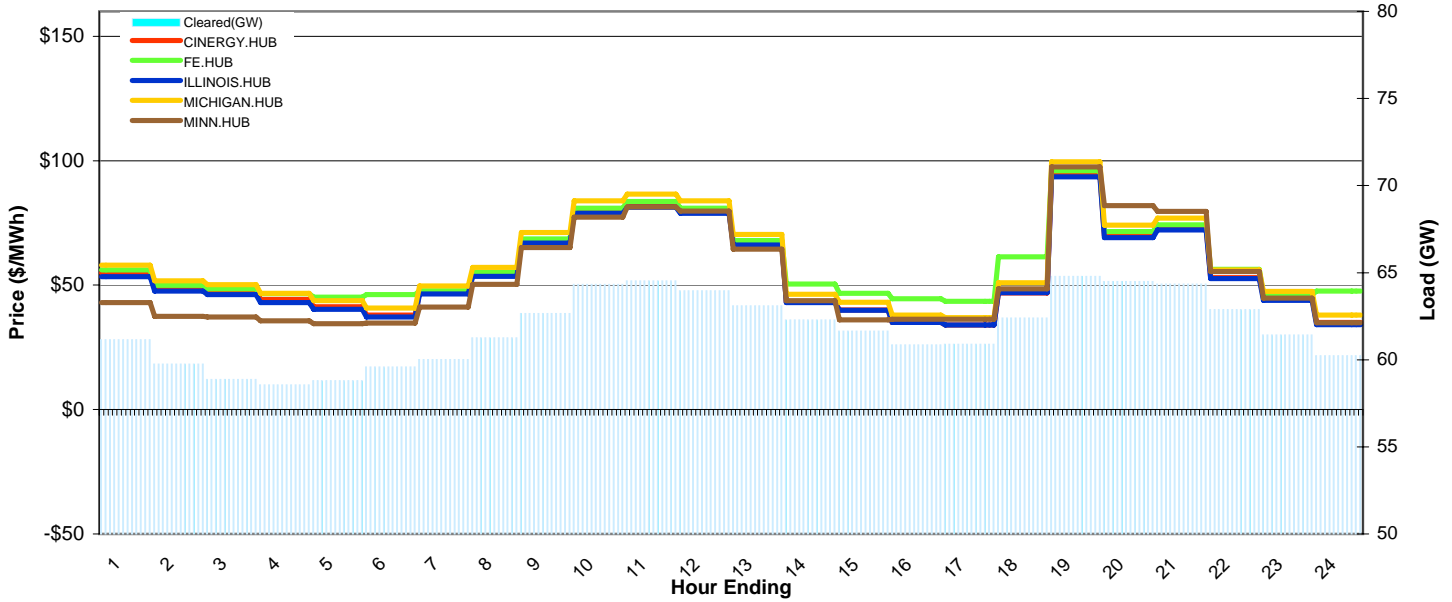
MISO Daily Report

Delivery Day: Saturday, February 2, 2008

Price Color Codes: ≤0 ≥100 ≥200

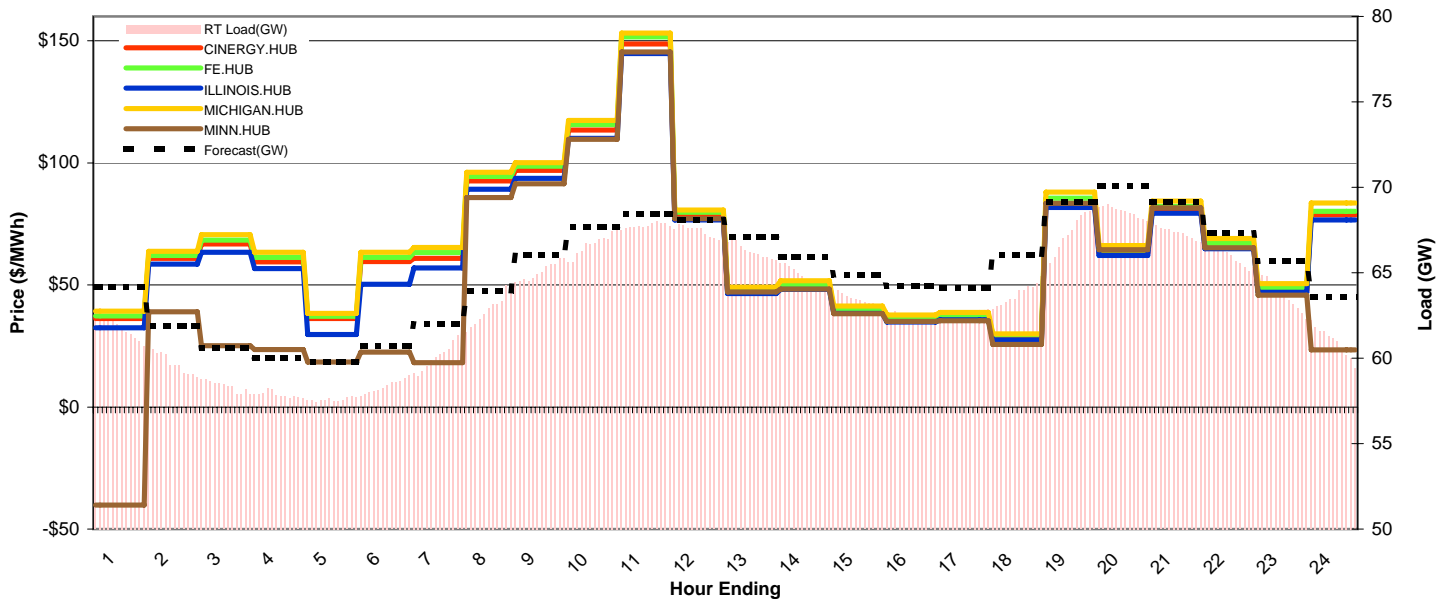
Day-Ahead Prices and Cleared Load

	HE1	HE2	HE3	HE4	HE5	HE6	HE7	HE8	HE9	HE10	HE11	HE12	HE13	HE14	HE15	HE16	HE17	HE18	HE19	HE20	HE21	HE22	HE23	HE24
CINERGY.HUB	55.00	49.00	47.57	44.25	41.28	38.00	46.97	54.08	67.49	79.52	82.00	79.52	66.73	43.18	40.07	35.00	34.00	46.84	94.30	69.90	72.85	52.95	45.25	35.00
FE.HUB	56.04	49.92	48.46	46.52	45.13	46.16	47.75	55.02	68.61	80.86	83.66	80.91	67.89	50.42	46.74	44.46	43.55	61.32	96.01	71.54	74.27	56.36	46.02	47.66
ILLINOIS.HUB	53.41	47.58	46.20	43.04	40.23	37.23	46.48	53.57	66.90	78.83	81.30	78.83	66.16	43.01	39.91	34.98	33.99	46.96	93.47	69.11	72.21	52.56	43.94	34.15
MICHIGAN.HUB	57.97	51.68	50.15	46.76	43.78	40.75	49.70	57.17	71.17	83.87	86.54	83.90	70.39	46.34	43.05	38.00	36.98	50.94	99.52	74.07	76.94	56.13	47.51	37.96
MINN.HUB	43.01	37.48	37.20	35.70	34.46	34.70	41.20	50.31	65.14	77.37	81.43	79.72	64.46	43.77	36.08	36.24	36.26	48.47	97.44	81.99	79.62	55.51	44.82	34.88
Cleared(GW)	61.1	59.7	58.9	58.6	58.8	59.6	60.0	61.3	62.7	64.3	64.5	64.0	63.1	62.3	61.6	60.9	60.9	62.4	64.8	64.5	64.3	62.9	61.4	60.2



Preliminary Real-Time Prices with Forecasted and Actual System Load

	HE1	HE2	HE3	HE4	HE5	HE6	HE7	HE8	HE9	HE10	HE11	HE12	HE13	HE14	HE15	HE16	HE17	HE18	HE19	HE20	HE21	HE22	HE23	HE24
CINERGY.HUB	36.24	60.94	66.83	59.45	36.32	59.57	60.95	92.63	96.91	113.41	148.69	78.11	47.11	48.91	38.95	35.35	36.37	28.06	83.27	62.98	80.57	65.84	47.85	78.78
FE.HUB	37.30	62.03	68.38	61.26	37.23	61.32	63.31	94.42	98.62	115.74	151.67	79.77	48.20	50.19	40.07	36.42	37.55	29.58	85.51	64.27	82.07	67.08	48.74	80.20
ILLINOIS.HUB	32.43	58.52	63.45	56.71	29.69	50.29	57.00	89.25	93.64	110.07	144.81	76.66	46.45	48.22	38.36	34.85	35.76	27.48	81.75	62.03	79.44	64.87	47.04	76.69
MICHIGAN.HUB	39.30	63.75	70.65	63.38	38.39	63.39	65.30	96.22	100.05	117.44	153.19	80.72	49.05	51.71	41.38	37.65	38.78	30.02	88.08	66.19	84.37	69.03	50.58	83.53
MINN.HUB	-40.16	38.96	25.08	23.51	18.45	22.54	18.12	85.74	91.44	109.66	145.42	77.17	47.10	48.25	38.22	35.08	35.33	25.66	83.51	64.40	81.65	65.19	45.76	23.36
Forecasted(GW)	64.2	61.9	60.6	60.0	59.8	60.7	62.0	63.9	66.0	67.7	68.4	68.1	67.1	65.9	64.9	64.2	64.1	66.0	69.2	70.1	69.1	67.3	65.7	63.6
(RT) - (DA Load)	0.73	-0.01	-0.52	-0.69	-1.22	-1.23	0.13	1.59	2.40	2.31	3.23	3.44	3.19	2.51	1.79	1.62	1.46	1.33	2.52	4.09	3.02	3.15	2.31	0.73



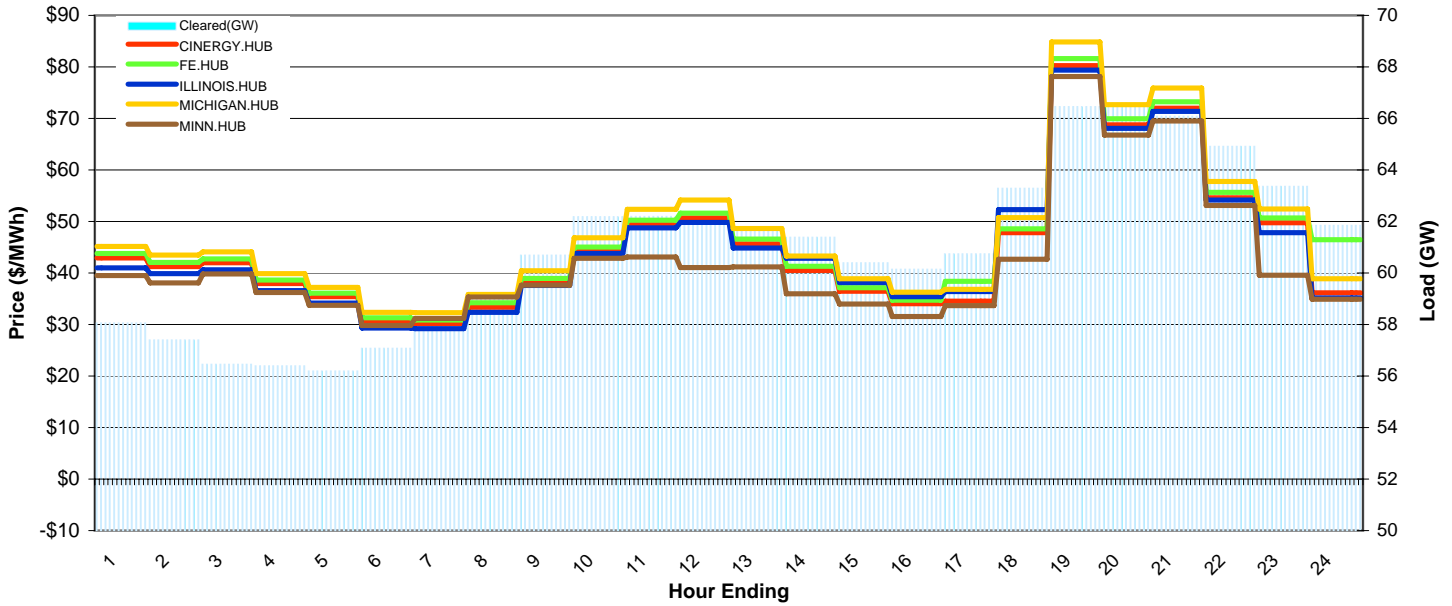
MISO Daily Report

Delivery Day: Sunday, February 3, 2008

Price Color Codes: ≤0 ≥100 ≥200

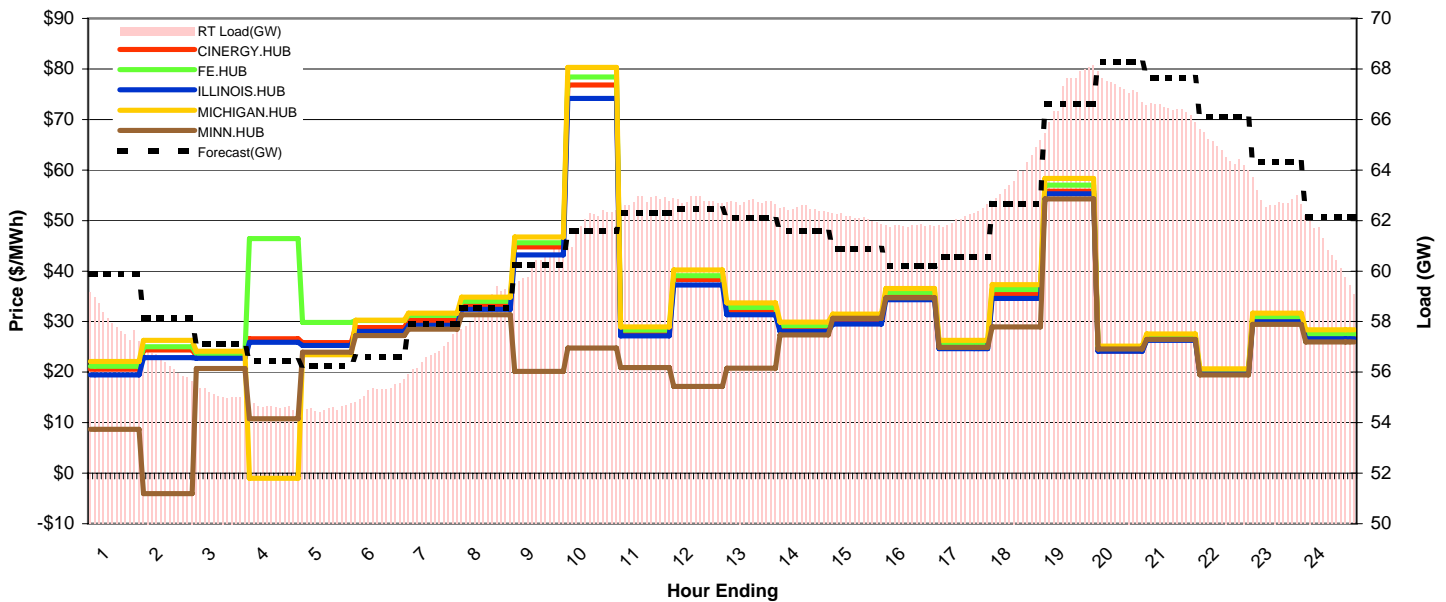
Day-Ahead Prices and Cleared Load

	HE1	HE2	HE3	HE4	HE5	HE6	HE7	HE8	HE9	HE10	HE11	HE12	HE13	HE14	HE15	HE16	HE17	HE18	HE19	HE20	HE21	HE22	HE23	HE24
CINERGY.HUB	42.91	41.25	41.98	37.94	35.38	30.64	30.21	33.36	38.22	44.24	49.36	50.69	45.65	40.47	36.44	34.05	34.54	47.84	80.24	68.77	72.00	54.62	49.73	36.12
FE.HUB	43.80	42.04	42.76	38.65	36.07	31.29	30.90	34.21	38.93	45.04	50.26	51.62	46.58	41.28	37.17	34.71	38.40	48.56	81.62	69.95	73.20	55.66	50.70	46.45
ILLINOIS.HUB	40.99	39.87	40.62	36.61	34.14	29.33	29.17	32.38	37.55	43.77	48.76	49.81	44.86	42.87	38.15	35.39	36.40	52.32	79.37	68.09	71.38	54.19	47.81	35.15
MICHIGAN.HUB	45.18	43.45	44.09	39.89	37.22	32.34	32.28	35.86	40.45	46.81	52.33	54.17	48.66	43.27	38.91	36.26	36.84	50.73	84.82	72.64	75.93	57.78	52.43	38.86
MINN.HUB	39.50	38.08	39.79	36.19	33.74	29.82	31.15	35.33	37.64	42.86	43.11	41.08	41.16	35.98	33.95	31.55	33.68	42.65	78.16	66.78	69.50	53.11	39.58	34.88
Cleared(GW)	58.1	57.4	56.5	56.4	56.2	57.1	58.2	59.0	60.7	62.2	62.2	62.2	61.8	61.4	60.4	60.2	60.8	63.3	66.5	66.6	66.1	64.9	63.4	61.9



Preliminary Real-Time Prices with Forecasted and Actual System Load

	HE1	HE2	HE3	HE4	HE5	HE6	HE7	HE8	HE9	HE10	HE11	HE12	HE13	HE14	HE15	HE16	HE17	HE18	HE19	HE20	HE21	HE22	HE23	HE24
CINERGY.HUB	20.57	24.39	23.22	26.61	25.83	28.83	30.19	33.41	44.79	76.80	27.74	38.30	32.12	28.57	30.05	34.96	25.11	35.33	55.82	24.21	26.48	19.85	30.33	26.94
FE.HUB	21.13	25.04	23.69	46.42	29.84	30.20	31.23	33.99	45.63	78.38	28.32	39.07	32.81	29.21	30.75	35.77	25.74	36.36	56.99	24.69	27.03	20.29	30.92	27.47
ILLINOIS.HUB	19.47	22.89	22.73	25.92	25.26	28.09	29.29	32.43	43.17	74.16	27.16	37.24	31.35	28.05	29.50	34.35	24.64	34.56	55.27	24.12	26.26	19.67	29.99	26.58
MICHIGAN.HUB	22.10	26.30	24.16	-0.99	23.47	30.27	31.68	34.84	46.74	80.34	28.96	40.25	33.69	29.87	31.46	36.58	26.32	37.30	58.33	25.17	27.57	20.66	31.69	28.39
MINN.HUB	8.71	-4.06	20.73	10.75	23.92	27.27	28.48	31.37	20.14	24.79	20.90	17.17	20.81	27.35	30.68	34.71	24.89	28.96	54.26	24.56	26.49	19.47	29.43	25.99
Forecasted(GW)	59.9	58.1	57.1	56.4	56.2	56.6	57.9	58.6	60.3	61.6	62.3	62.4	62.1	61.6	60.9	60.2	60.5	62.7	66.6	68.3	67.7	66.1	64.3	62.2
(RT) - (DA Load)	-0.04	-1.08	-1.35	-1.78	-1.65	-1.79	-1.52	-0.27	-0.36	-0.24	0.59	0.62	0.96	1.07	1.70	1.63	1.37	0.51	0.73	0.71	0.31	-0.18	-0.54	-1.10



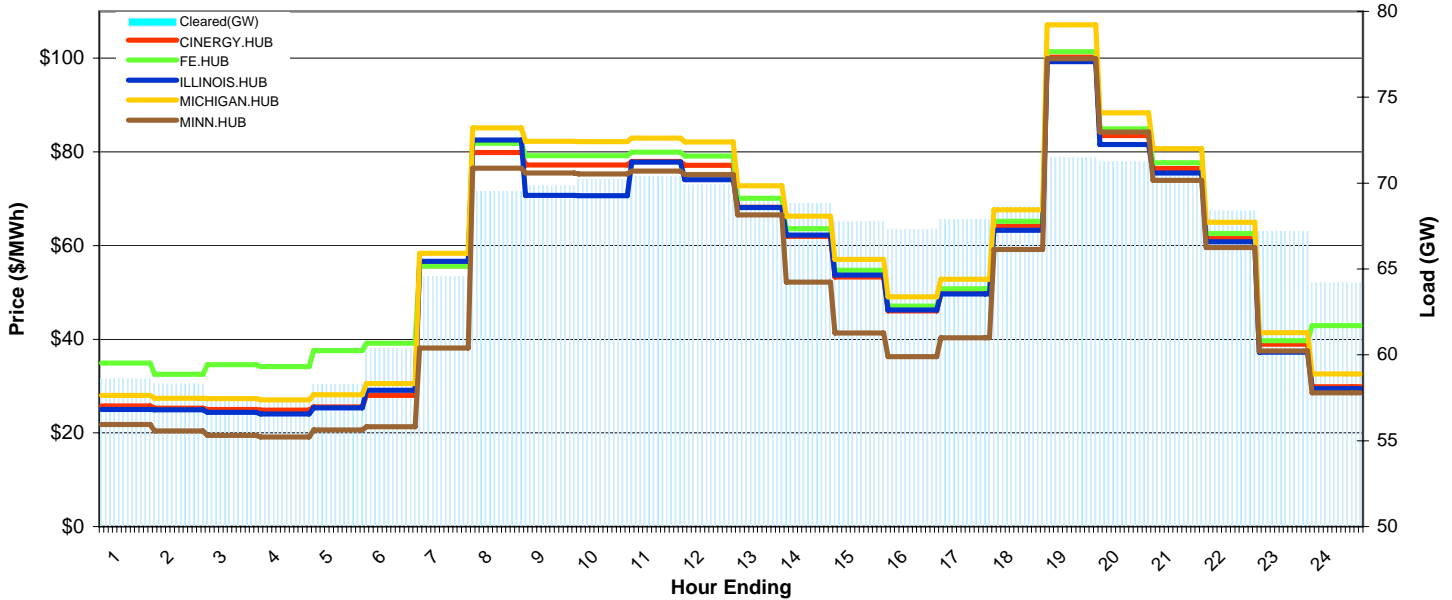
MISO Daily Report

Delivery Day: Monday, February 4, 2008

Price Color Codes: ≤0 ≥100 ≥200

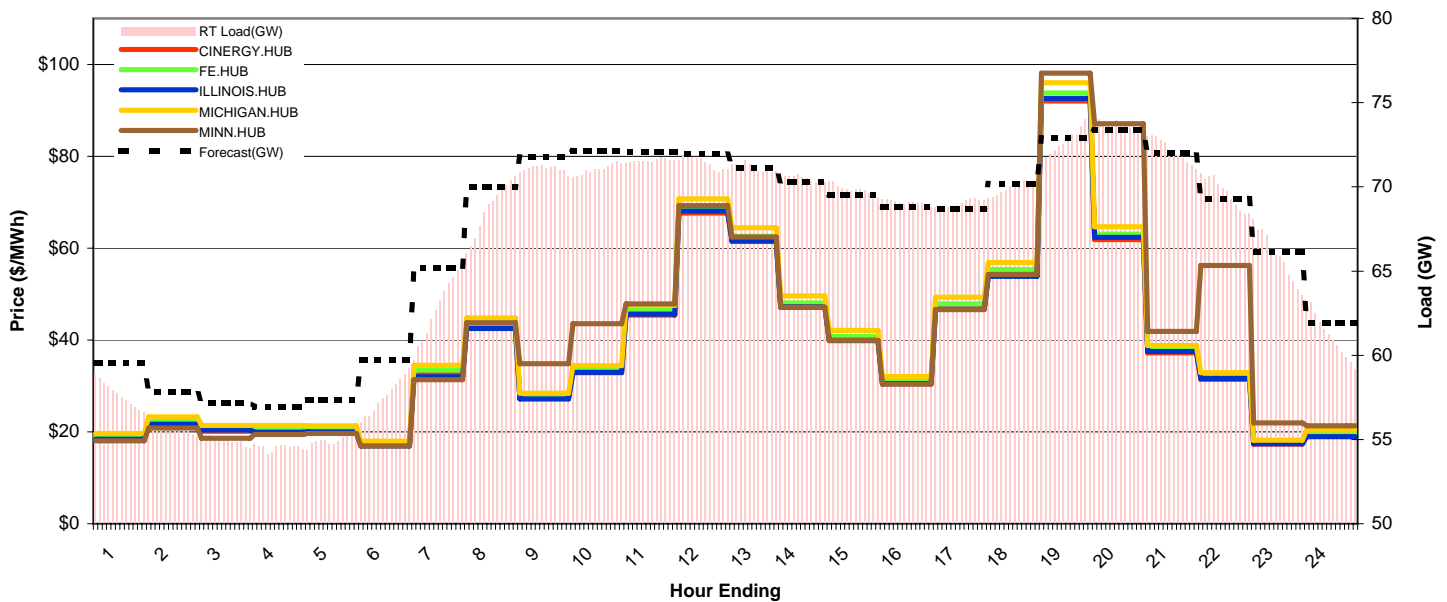
Day-Ahead Prices and Cleared Load

	HE1	HE2	HE3	HE4	HE5	HE6	HE7	HE8	HE9	HE10	HE11	HE12	HE13	HE14	HE15	HE16	HE17	HE18	HE19	HE20	HE21	HE22	HE23	HE24
CINERGY.HUB	25.75	25.27	25.02	24.84	25.58	27.98	55.67	79.90	77.21	77.19	77.96	77.17	68.22	61.96	53.31	46.05	49.91	64.14	100.21	83.52	76.42	61.52	38.91	29.88
FE.HUB	34.92	32.54	34.59	34.19	37.61	39.15	55.61	81.85	79.21	79.17	79.96	79.15	70.12	63.59	54.70	47.10	50.73	65.21	101.37	84.94	77.71	62.57	39.67	42.89
ILLINOIS.HUB	24.99	24.96	24.42	24.05	25.37	29.12	56.63	82.53	70.73	70.66	77.79	74.03	68.14	62.24	53.72	46.24	49.70	63.27	99.25	81.58	75.51	60.81	37.24	29.44
MICHIGAN.HUB	28.02	27.42	27.31	27.08	28.12	30.52	58.32	85.13	82.25	82.17	82.94	82.10	72.73	66.28	57.03	49.09	52.84	67.64	107.13	88.37	80.70	64.99	41.40	32.61
MINN.HUB	21.82	20.40	19.46	19.12	20.66	21.35	38.11	76.49	75.51	75.31	75.89	75.14	66.57	52.23	41.36	36.27	40.32	59.16	99.92	84.27	73.95	59.60	37.49	28.54
Cleared(GW)	58.6	58.3	57.5	57.3	58.3	60.4	64.6	69.5	69.9	70.2	70.4	69.9	69.1	68.8	67.8	67.3	67.9	68.6	71.5	71.3	70.6	68.4	67.2	64.2



Preliminary Real-Time Prices with Forecasted and Actual System Load

	HE1	HE2	HE3	HE4	HE5	HE6	HE7	HE8	HE9	HE10	HE11	HE12	HE13	HE14	HE15	HE16	HE17	HE18	HE19	HE20	HE21	HE22	HE23	HE24
CINERGY.HUB	18.67	21.93	20.12	20.16	20.22	17.16	32.63	42.81	27.23	32.85	45.45	67.64	61.41	47.10	39.87	30.48	46.73	54.04	92.01	61.83	37.21	31.39	17.36	19.29
FE.HUB	19.03	22.37	20.53	20.57	20.64	17.49	33.41	43.63	27.78	33.63	46.37	68.81	62.53	48.08	40.72	31.23	47.85	55.31	93.79	63.08	37.90	32.16	17.75	19.74
ILLINOIS.HUB	18.37	21.64	20.41	19.92	20.02	16.96	31.97	42.47	27.17	32.95	45.62	68.05	61.60	47.25	39.94	30.53	46.66	53.87	92.56	62.37	37.46	31.60	17.42	18.97
MICHIGAN.HUB	19.64	23.26	21.39	21.39	21.35	17.96	34.49	44.77	28.43	34.39	47.53	70.72	64.43	49.60	42.06	32.08	49.29	56.86	96.00	64.62	38.79	32.91	18.19	20.38
MINN.HUB	18.03	20.85	18.63	19.46	19.63	16.94	31.38	43.72	34.82	43.57	47.87	69.26	62.42	47.15	39.92	30.39	46.62	54.28	98.10	87.09	41.89	56.22	21.91	21.30
Forecasted(GW)	59.5	57.8	57.2	56.9	57.3	59.7	65.2	70.0	71.8	72.1	72.1	71.9	71.1	70.3	69.5	68.8	68.7	70.2	72.9	73.4	72.0	69.3	66.1	61.9
(RT) - (DA Load)	-0.94	-2.56	-2.52	-2.83	-3.24	-2.80	-1.79	-0.83	1.17	0.80	1.18	1.54	2.06	1.70	2.07	1.73	1.13	1.31	1.19	2.39	1.59	1.26	-1.34	-3.05



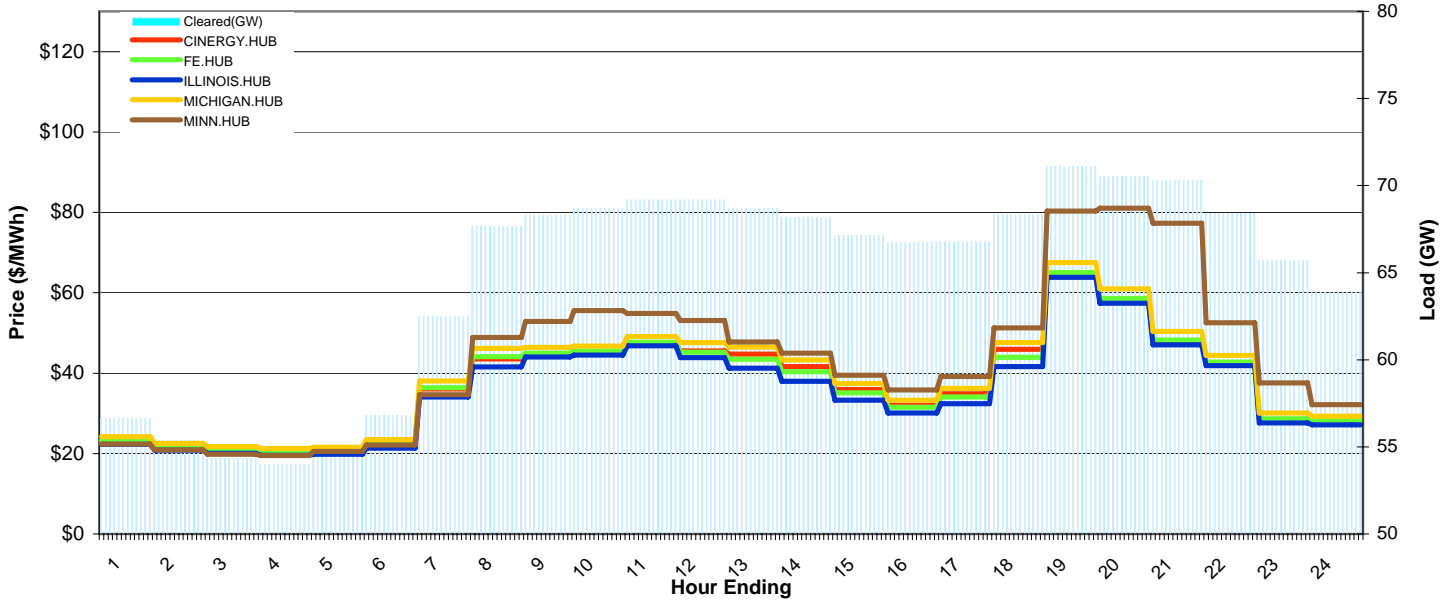
MISO Daily Report

Delivery Day: Tuesday, February 5, 2008

Price Color Codes: ≤0 ≥100 ≥200

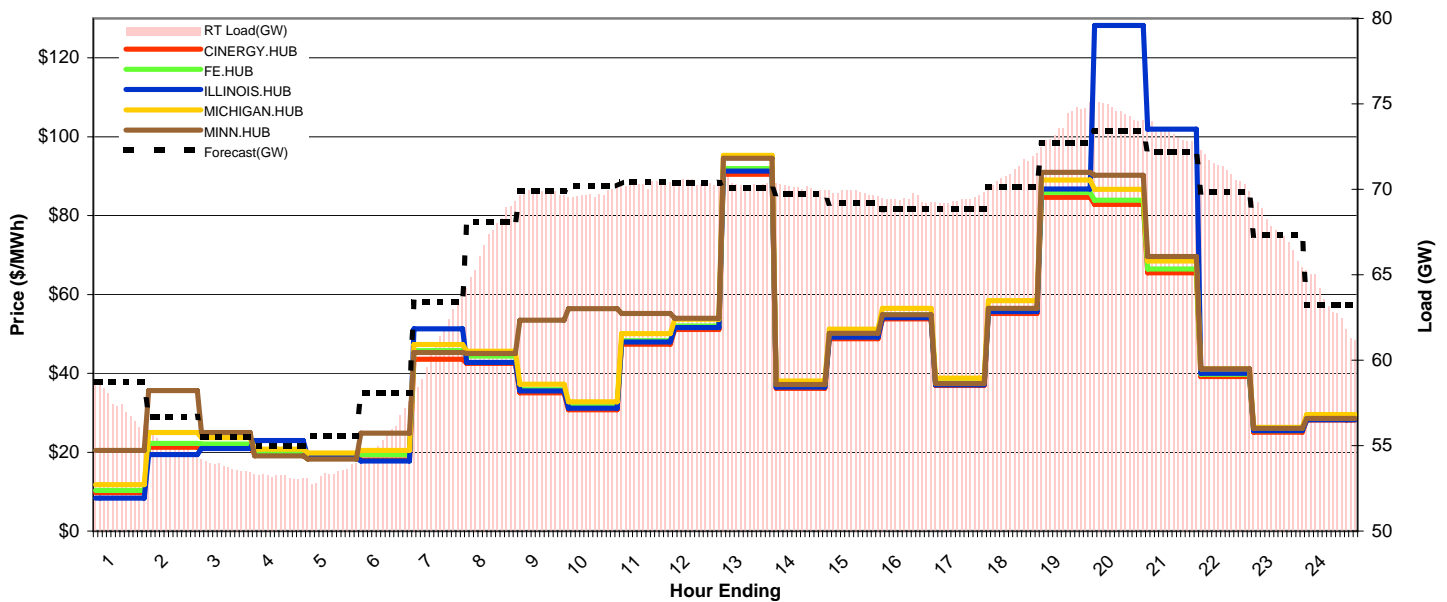
Day-Ahead Prices and Cleared Load

	HE1	HE2	HE3	HE4	HE5	HE6	HE7	HE8	HE9	HE10	HE11	HE12	HE13	HE14	HE15	HE16	HE17	HE18	HE19	HE20	HE21	HE22	HE23	HE24
CINERGY.HUB	22.84	21.35	20.70	20.24	20.53	22.22	36.03	43.52	44.41	44.83	47.15	45.57	44.73	41.66	35.92	32.00	34.86	45.94	64.47	58.07	47.82	42.37	28.46	27.85
FE.HUB	23.32	21.58	20.91	20.45	20.75	22.48	36.42	44.08	44.97	45.43	47.69	45.21	43.43	40.39	35.08	31.50	34.11	43.93	65.04	58.62	48.28	42.73	28.65	28.20
ILLINOIS.HUB	22.31	20.82	20.09	19.62	19.83	21.34	34.04	41.59	44.03	44.47	46.79	43.86	41.26	37.96	33.24	30.11	32.40	41.64	63.84	57.37	47.01	41.88	27.66	27.16
MICHIGAN.HUB	24.18	22.56	21.77	21.27	21.57	23.47	38.02	46.15	46.39	46.75	49.08	47.62	46.46	43.27	37.38	33.31	36.20	47.59	67.52	61.01	50.38	44.45	30.13	29.28
MINN.HUB	22.34	20.91	19.80	19.48	20.50	22.16	34.64	48.88	52.84	55.56	54.84	53.07	47.80	44.99	39.49	35.84	39.20	51.30	80.36	81.04	77.32	52.55	37.59	32.14
Cleared(GW)	56.6	55.4	54.3	54.0	54.7	56.8	62.5	67.6	68.3	68.7	69.2	69.2	68.7	68.2	67.1	66.7	66.8	68.3	71.1	70.5	70.3	68.4	65.7	63.9



Preliminary Real-Time Prices with Forecasted and Actual System Load

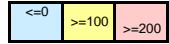
	HE1	HE2	HE3	HE4	HE5	HE6	HE7	HE8	HE9	HE10	HE11	HE12	HE13	HE14	HE15	HE16	HE17	HE18	HE19	HE20	HE21	HE22	HE23	HE24
CINERGY.HUB	9.75	21.29	21.51	19.56	18.61	18.02	43.57	42.52	35.06	30.78	47.40	51.09	90.50	36.20	48.81	53.84	36.94	55.15	84.61	82.88	65.52	39.16	25.08	28.16
FE.HUB	10.31	22.25	22.05	19.87	19.05	19.41	45.77	44.40	35.86	31.53	48.30	51.98	91.96	36.86	49.80	54.84	37.60	56.18	85.85	83.90	66.45	39.78	25.49	28.60
ILLINOIS.HUB	8.39	19.41	20.94	22.95	18.63	17.81	51.32	42.79	35.53	31.17	47.95	51.61	91.26	36.48	49.20	54.09	37.08	55.69	86.77	128.21	101.95	39.98	25.46	28.27
MICHIGAN.HUB	11.79	25.03	23.71	20.75	19.79	20.42	47.34	45.62	37.24	32.76	50.07	53.74	95.26	38.02	51.24	56.45	38.82	58.40	89.05	86.66	68.51	41.12	26.29	29.54
MINN.HUB	20.45	35.60	25.01	19.05	18.25	24.87	45.32	45.06	53.50	56.39	55.19	53.96	94.54	37.17	50.14	54.89	37.37	56.48	90.99	90.27	69.66	41.13	26.03	28.59
Forecasted(GW)	58.7	56.7	55.5	55.0	55.6	58.1	63.4	68.1	69.9	70.2	70.4	70.4	70.1	69.7	69.2	68.8	68.9	70.1	72.7	73.4	72.2	69.8	67.3	63.2
(RT) - (DA Load)	0.75	-0.33	-0.56	-0.81	-1.36	-1.24	-1.55	-0.52	1.53	1.01	1.11	1.21	1.63	1.91	2.65	2.68	2.61	2.75	2.79	4.07	2.93	2.72	1.81	-0.65



MISO Daily Report

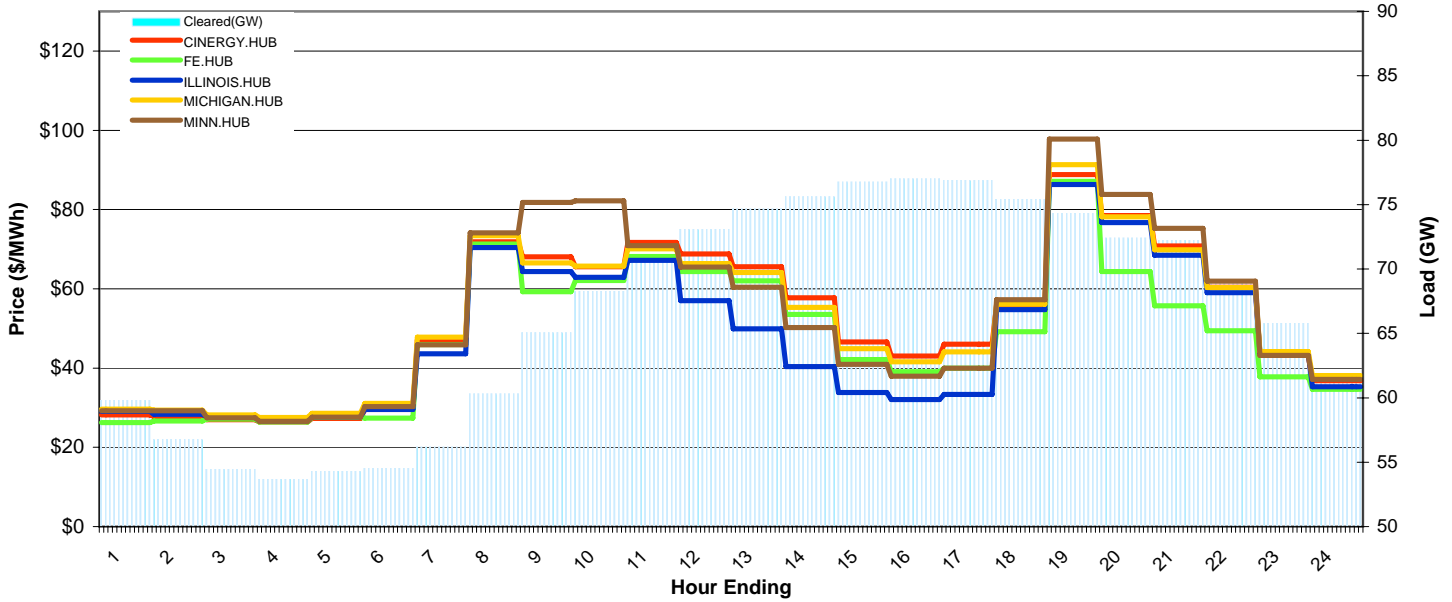
Delivery Day: Thursday, February 7, 2008

Price Color Codes:



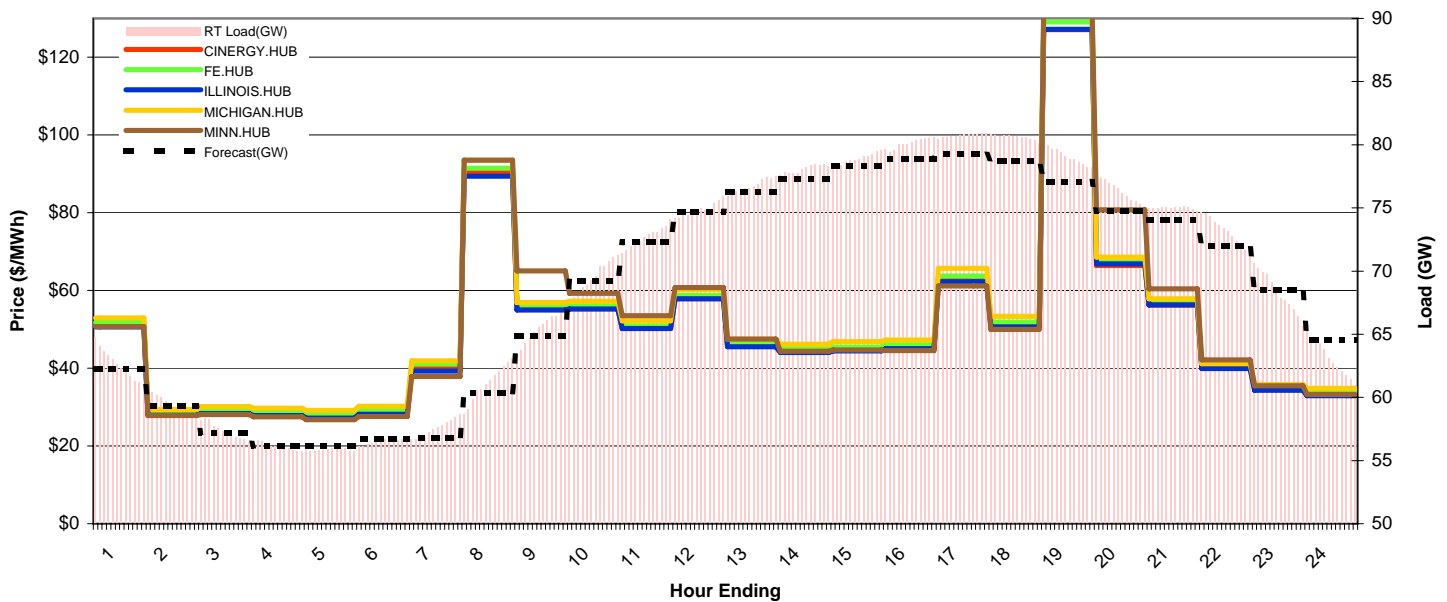
Day-Ahead Prices and Cleared Load

	HE1	HE2	HE3	HE4	HE5	HE6	HE7	HE8	HE9	HE10	HE11	HE12	HE13	HE14	HE15	HE16	HE17	HE18	HE19	HE20	HE21	HE22	HE23	HE24
CINERGY.HUB	28.17	27.76	26.96	26.39	27.33	29.59	47.10	71.84	68.04	65.60	71.73	68.76	65.60	57.76	46.56	43.02	46.03	55.90	88.78	78.49	70.78	60.39	43.17	36.79
FE.HUB	26.26	26.61	27.15	26.44	27.52	27.35	45.93	71.27	59.27	62.13	68.12	64.37	61.98	53.52	42.16	39.05	39.97	49.21	87.09	64.34	55.68	49.42	37.81	34.67
ILLINOIS.HUB	29.04	28.36	27.58	26.67	27.69	29.55	43.62	70.38	64.33	62.89	67.16	57.00	49.92	40.36	33.83	32.02	33.34	54.75	86.34	76.72	68.47	58.99	43.88	35.27
MICHIGAN.HUB	29.67	29.40	28.22	27.51	28.55	31.05	47.77	73.37	66.57	65.75	70.09	66.37	64.13	55.29	44.92	41.59	44.06	56.15	91.29	78.18	69.83	60.28	44.20	38.12
MINN.HUB	29.27	29.23	27.42	26.56	27.61	30.31	45.90	74.15	81.79	82.20	70.91	65.47	60.36	50.22	40.95	37.94	39.99	57.22	97.75	83.84	75.27	61.97	43.19	37.18
Cleared(GW)	59.8	56.8	54.5	53.7	54.3	54.5	56.2	60.3	65.1	68.3	70.5	73.1	74.7	75.6	76.8	77.0	76.9	75.4	74.3	72.4	72.2	69.1	65.8	61.4



Preliminary Real-Time Prices with Forecasted and Actual System Load

	HE1	HE2	HE3	HE4	HE5	HE6	HE7	HE8	HE9	HE10	HE11	HE12	HE13	HE14	HE15	HE16	HE17	HE18	HE19	HE20	HE21	HE22	HE23	HE24
CINERGY.HUB	51.14	28.27	28.87	28.40	27.76	28.86	40.29	90.39	55.05	55.30	50.21	57.88	45.57	44.19	44.66	45.19	62.57	50.95	127.10	66.48	56.26	39.97	34.61	33.56
FE.HUB	51.75	28.61	29.29	28.83	28.24	29.41	41.05	91.49	55.68	55.98	50.90	58.71	46.33	45.00	45.43	45.99	63.72	51.88	129.07	67.33	56.91	40.49	35.09	34.04
ILLINOIS.HUB	50.66	27.88	28.36	27.84	27.15	28.16	39.29	89.43	54.96	55.24	50.22	57.86	45.55	44.01	44.48	45.00	62.21	50.61	127.18	66.82	56.33	39.96	34.33	32.97
MICHIGAN.HUB	52.93	29.40	30.17	29.75	29.18	30.18	41.92	93.55	56.91	57.19	52.18	60.20	47.47	46.20	46.82	47.29	65.67	53.37	132.51	68.62	57.88	41.15	35.81	34.85
MINN.HUB	50.74	27.84	28.04	27.50	26.77	27.62	37.88	93.49	65.01	59.29	53.53	60.76	47.53	44.38	44.67	44.51	61.14	50.00	132.86	80.77	60.43	42.18	35.50	33.27
Forecasted(GW)	62.3	59.3	57.2	56.2	56.2	56.7	56.8	60.4	64.9	69.2	72.3	74.7	76.3	77.3	78.3	78.9	79.2	78.7	77.1	74.7	74.0	72.0	68.5	64.5
(RT) - (DA Load)	2.75	2.69	2.89	2.45	1.56	1.99	1.37	0.80	0.39	1.23	2.19	1.80	2.10	2.46	2.12	3.11	3.87	5.19	4.75	3.94	2.76	4.00	2.55	1.74



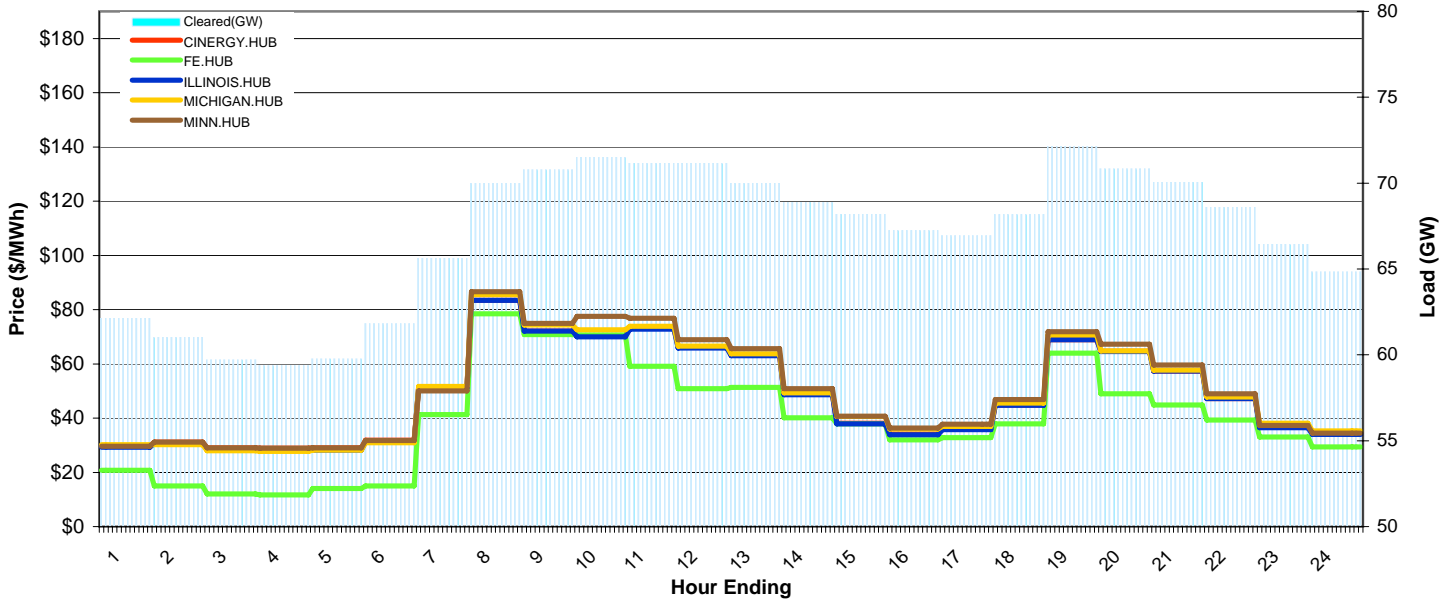
MISO Daily Report

Delivery Day: Friday, February 8, 2008

Price Color Codes: ≤0 ≥100 ≥200

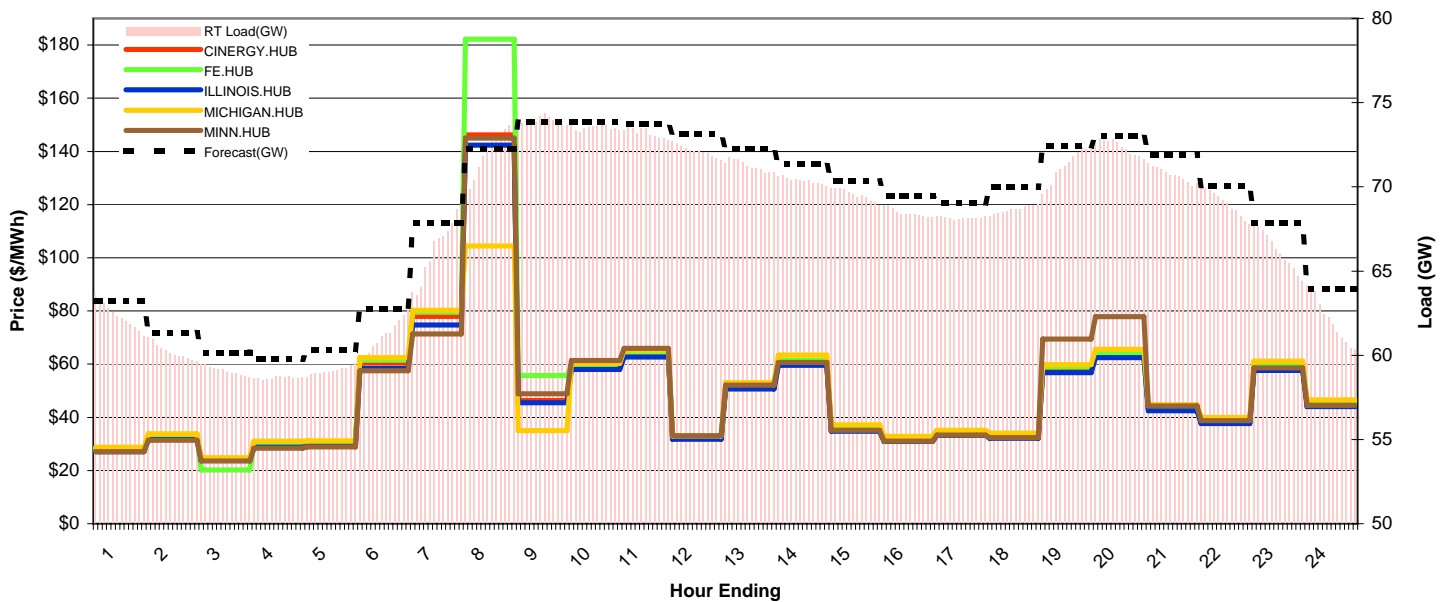
Day-Ahead Prices and Cleared Load

	HE1	HE2	HE3	HE4	HE5	HE6	HE7	HE8	HE9	HE10	HE11	HE12	HE13	HE14	HE15	HE16	HE17	HE18	HE19	HE20	HE21	HE22	HE23	HE24
CINERGY.HUB	29.59	31.19	29.06	28.91	29.05	31.87	51.34	83.44	72.13	70.17	73.14	66.29	63.10	48.70	38.11	34.06	35.90	44.86	68.97	64.65	57.36	47.20	37.17	34.50
FE.HUB	20.79	15.00	12.01	11.72	14.06	15.00	41.31	78.44	70.79	70.70	59.07	50.91	51.35	40.16	37.87	31.93	32.86	37.89	63.92	49.03	44.83	39.27	33.00	29.43
ILLINOIS.HUB	29.22	30.65	28.45	28.20	28.20	31.30	51.19	83.41	72.12	69.93	72.79	65.87	63.02	48.62	37.86	33.86	35.79	44.78	68.92	64.59	57.32	47.18	36.50	33.99
MICHIGAN.HUB	30.24	30.27	27.95	27.76	28.20	30.87	51.73	85.56	74.36	72.61	73.84	66.51	63.71	49.36	40.64	35.95	36.92	45.56	70.67	64.79	57.65	47.75	38.11	35.24
MINN.HUB	29.68	31.20	29.03	28.96	29.08	31.79	50.04	86.64	74.96	77.49	76.84	68.91	65.64	50.89	40.72	36.30	37.72	46.84	71.86	67.26	59.60	49.03	37.30	34.48
Cleared(GW)	62.1	61.0	59.7	59.4	59.8	61.8	65.6	70.0	70.8	71.5	71.2	71.2	70.0	68.9	68.2	67.2	66.9	68.2	72.1	70.8	70.1	68.6	66.4	64.8



Preliminary Real-Time Prices with Forecasted and Actual System Load

	HE1	HE2	HE3	HE4	HE5	HE6	HE7	HE8	HE9	HE10	HE11	HE12	HE13	HE14	HE15	HE16	HE17	HE18	HE19	HE20	HE21	HE22	HE23	HE24
CINERGY.HUB	27.67	32.62	24.51	29.76	30.14	60.45	77.95	146.24	46.28	58.78	63.57	31.95	51.07	60.35	35.20	31.32	33.57	32.53	57.35	63.08	43.06	38.18	58.48	44.88
FE.HUB	28.10	33.07	20.16	30.23	29.52	61.47	79.58	182.20	55.75	59.45	64.20	32.41	51.95	61.48	35.98	31.98	34.27	33.22	58.91	63.96	43.73	38.76	59.40	45.62
ILLINOIS.HUB	27.04	31.64	23.79	28.75	29.17	58.41	74.78	142.30	45.51	58.00	62.75	31.75	50.64	59.59	34.76	30.96	33.23	32.18	56.85	62.44	42.51	37.68	57.67	44.00
MICHIGAN.HUB	28.77	33.86	24.84	30.99	31.21	62.43	80.26	104.49	35.03	60.33	65.16	32.97	53.11	63.45	37.14	32.91	35.15	34.09	59.77	65.53	44.81	39.89	61.13	46.51
MINN.HUB	27.09	31.42	23.59	28.35	28.83	57.54	71.35	145.04	48.82	61.33	65.91	33.11	52.11	60.60	35.15	31.04	33.36	32.37	69.47	77.84	44.28	38.76	58.65	44.55
Forecasted(GW)	63.3	61.3	60.2	59.8	60.3	62.7	67.9	72.3	73.9	73.8	73.7	73.1	72.3	71.3	70.3	69.4	69.0	70.0	72.4	73.0	71.9	70.0	67.9	63.9
(RT) - (DA Load)	0.20	-0.79	-0.63	-0.71	-0.68	-0.61	0.69	2.07	3.13	2.02	2.03	0.98	1.25	1.48	1.32	1.22	1.23	0.47	-0.87	1.52	0.67	0.46	-0.23	-2.71



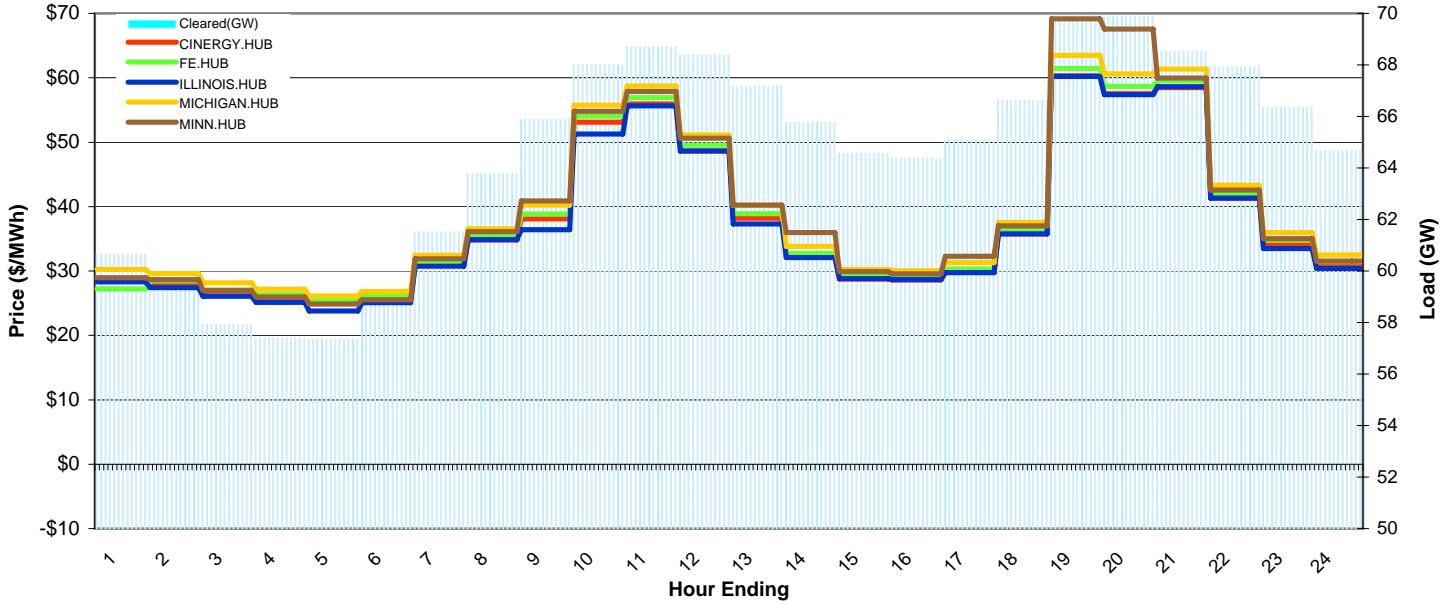
MISO Daily Report

Delivery Day: Saturday, February 9, 2008

Price Color Codes: ≤0 >=100 >=200

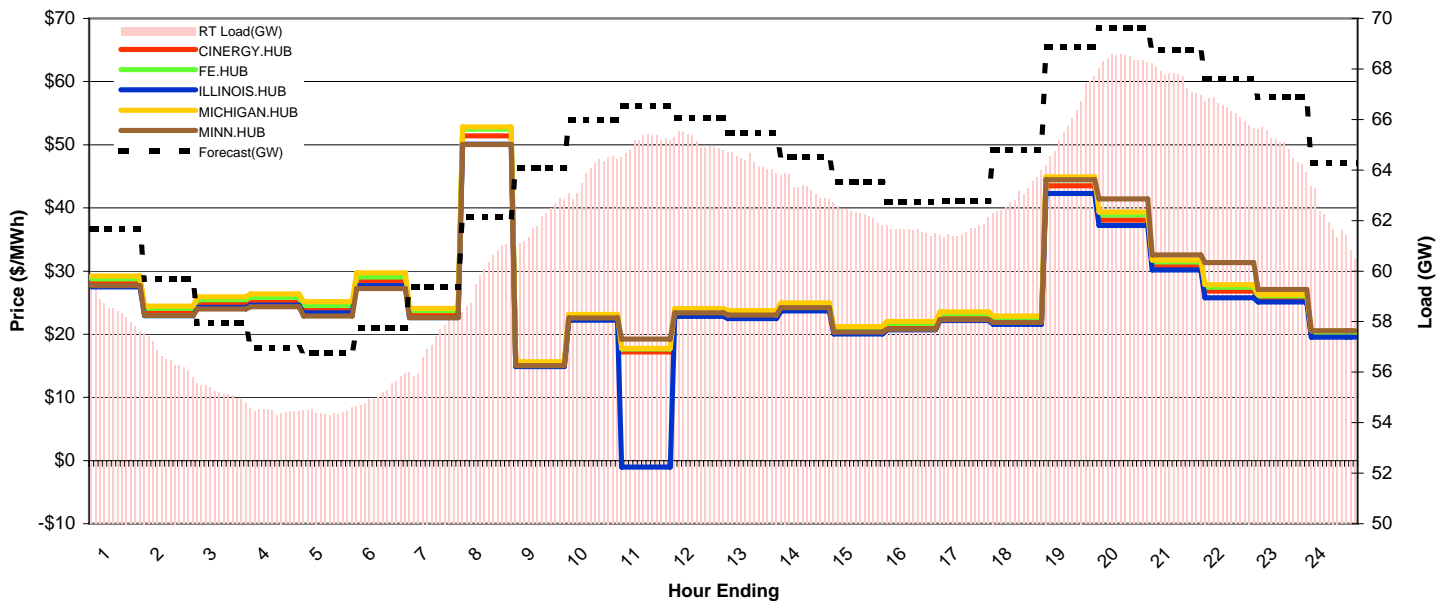
Day-Ahead Prices and Cleared Load

	HE1	HE2	HE3	HE4	HE5	HE6	HE7	HE8	HE9	HE10	HE11	HE12	HE13	HE14	HE15	HE16	HE17	HE18	HE19	HE20	HE21	HE22	HE23	HE24
CINERGY.HUB	28.71	28.23	26.88	25.92	24.91	25.58	30.88	34.83	38.09	53.09	55.92	48.62	38.19	32.13	28.78	28.62	29.76	35.74	60.30	57.54	58.49	41.26	34.13	30.90
FE.HUB	27.23	28.46	27.07	26.32	25.38	26.04	31.17	35.46	38.84	54.05	56.94	49.51	38.91	32.75	29.30	29.14	30.32	36.40	61.44	58.66	59.53	42.01	34.79	31.43
ILLINOIS.HUB	28.33	27.43	26.07	25.11	23.81	25.08	30.77	34.85	36.41	51.26	55.64	48.62	37.29	32.08	28.79	28.66	29.76	35.76	60.19	57.40	58.63	41.31	33.50	30.39
MICHIGAN.HUB	30.26	29.62	28.15	27.17	26.12	26.81	32.41	36.58	40.22	55.73	58.72	51.10	40.21	33.82	30.23	30.05	31.28	37.55	63.47	60.59	61.34	43.32	35.96	32.50
MINN.HUB	28.94	28.64	26.98	25.97	24.90	25.53	31.87	36.13	40.90	54.81	57.88	50.61	40.25	35.98	29.90	29.55	32.31	37.01	69.15	67.59	59.98	42.57	35.00	31.55
Cleared(GW)	60.7	59.5	57.9	57.4	57.3	58.7	61.5	63.8	65.9	68.0	68.7	68.4	67.2	65.8	64.6	64.4	65.1	66.6	69.9	69.9	68.5	67.9	66.3	64.7



Preliminary Real-Time Prices with Forecasted and Actual System Load

	HE1	HE2	HE3	HE4	HE5	HE6	HE7	HE8	HE9	HE10	HE11	HE12	HE13	HE14	HE15	HE16	HE17	HE18	HE19	HE20	HE21	HE22	HE23	HE24
CINERGY.HUB	28.24	23.63	25.02	25.36	24.07	28.49	23.27	51.42	15.25	22.68	17.21	23.39	23.01	24.18	20.49	21.26	22.76	22.13	43.51	38.08	30.87	26.82	25.65	20.03
FE.HUB	28.74	24.08	25.48	25.82	24.55	29.08	23.74	52.46	15.54	23.10	17.65	23.92	23.52	24.69	20.89	21.72	23.26	22.64	44.47	38.88	31.45	27.42	26.06	20.31
ILLINOIS.HUB	27.51	22.92	24.25	24.59	23.39	27.70	22.64	50.09	14.89	22.23	-1.02	22.82	22.48	23.68	20.03	20.70	22.16	21.55	42.27	37.22	30.20	25.76	25.09	19.53
MICHIGAN.HUB	29.21	24.46	25.90	26.38	25.15	29.74	24.11	52.83	15.62	23.12	17.78	24.07	23.74	24.96	21.20	22.00	23.53	22.88	44.90	39.36	31.74	27.86	26.30	20.54
MINN.HUB	27.72	23.00	23.99	24.34	22.89	27.26	22.64	50.03	15.04	22.60	19.22	23.40	23.03	24.22	20.36	20.78	22.32	21.86	44.46	41.45	32.57	31.34	27.07	20.57
Forecasted(GW)	61.7	59.7	57.9	57.0	56.8	57.7	59.4	62.1	64.1	66.0	66.5	66.1	65.5	64.5	63.5	62.7	62.8	64.8	68.9	69.6	68.7	67.6	66.9	64.3
(RT) - (DA Load)	-2.15	-2.93	-2.72	-2.94	-2.93	-3.54	-4.37	-3.77	-3.94	-4.10	-3.59	-3.27	-2.86	-2.46	-2.30	-2.80	-3.50	-3.64	-3.95	-1.49	-0.91	-1.58	-1.41	-2.83



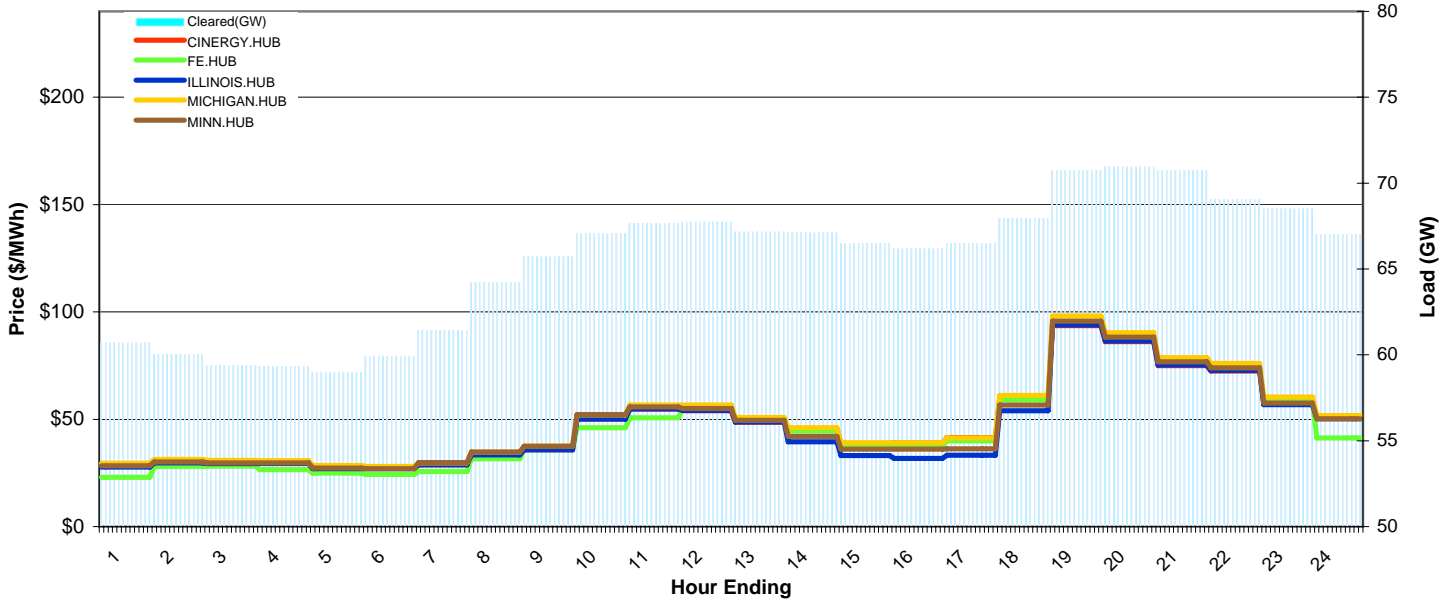
MISO Daily Report

Delivery Day: Sunday, February 10, 2008

Price Color Codes: ≤0 ≥100 ≥200

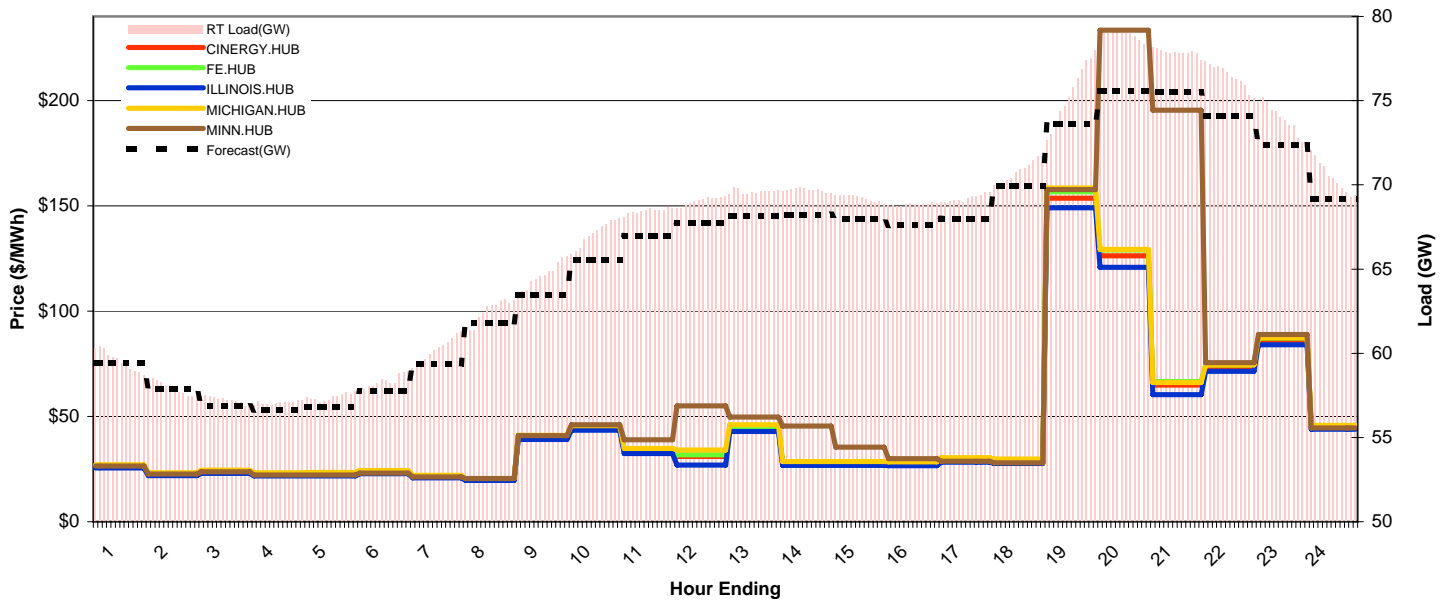
Day-Ahead Prices and Cleared Load

	HE1	HE2	HE3	HE4	HE5	HE6	HE7	HE8	HE9	HE10	HE11	HE12	HE13	HE14	HE15	HE16	HE17	HE18	HE19	HE20	HE21	HE22	HE23	HE24
CINERGY.HUB	28.18	30.15	29.80	29.74	27.57	27.29	28.70	33.38	35.74	50.15	54.64	54.00	48.53	45.50	38.70	38.97	41.51	59.78	93.67	86.16	75.04	72.52	57.59	50.76
FE.HUB	22.90	28.03	28.15	26.58	24.92	24.30	25.70	31.56	35.76	46.12	50.71	54.72	49.38	44.61	37.81	37.65	39.89	59.14	95.31	87.67	76.36	73.79	58.64	41.24
ILLINOIS.HUB	27.79	29.62	29.33	29.30	27.00	27.00	28.71	33.38	35.71	50.15	54.80	54.17	48.69	39.55	33.12	31.82	33.17	54.01	93.98	86.43	75.25	72.76	56.85	50.19
MICHIGAN.HUB	29.55	31.25	30.93	30.67	28.44	28.09	29.68	34.75	37.52	52.04	56.59	56.63	50.84	46.11	39.11	39.00	41.33	61.11	98.13	90.28	78.65	75.97	60.37	51.73
MINN.HUB	28.38	30.14	29.69	29.63	27.29	26.94	29.77	34.75	37.48	52.16	55.74	55.06	49.48	41.98	36.04	36.02	36.19	56.64	95.71	88.18	76.79	73.95	57.57	50.18
Cleared(GW)	60.7	60.0	59.4	59.3	59.0	59.9	61.4	64.2	65.7	67.1	67.7	67.7	67.2	67.1	66.5	66.2	66.5	68.0	70.7	70.9	70.8	69.0	68.5	67.0



Preliminary Real-Time Prices with Forecasted and Actual System Load

	HE1	HE2	HE3	HE4	HE5	HE6	HE7	HE8	HE9	HE10	HE11	HE12	HE13	HE14	HE15	HE16	HE17	HE18	HE19	HE20	HE21	HE22	HE23	HE24
CINERGY.HUB	26.36	22.53	23.70	22.35	22.46	23.47	21.41	20.15	40.23	44.78	33.69	30.96	44.42	27.63	27.58	27.45	29.19	28.64	153.69	126.27	64.94	73.36	86.17	44.94
FE.HUB	26.70	22.79	24.04	22.68	22.81	23.80	21.62	20.23	40.54	45.10	34.06	31.70	44.90	28.05	28.03	28.10	29.98	29.41	156.74	128.99	66.53	74.52	87.24	45.65
ILLINOIS.HUB	25.58	21.87	23.01	21.72	21.81	22.80	20.80	19.64	39.03	43.49	32.30	26.87	42.85	26.70	26.73	26.59	28.22	27.60	149.06	120.79	60.36	71.50	84.03	43.92
MICHIGAN.HUB	27.11	23.21	24.50	23.19	23.34	24.27	22.02	20.59	41.06	45.63	34.78	34.07	45.99	28.61	28.54	28.48	30.39	29.80	158.53	129.33	66.12	74.53	87.42	45.70
MINN.HUB	26.51	22.68	23.68	22.18	22.19	23.15	21.24	20.50	40.86	46.01	38.86	55.03	49.73	45.43	35.44	29.97	28.71	27.99	157.76	233.47	195.40	75.47	88.89	44.58
Forecasted(GW)	59.4	57.9	56.9	56.6	56.8	57.8	59.4	61.8	63.4	65.5	67.0	67.8	68.1	68.2	68.0	67.6	68.0	69.9	73.6	75.6	75.5	74.1	72.4	69.1
(RT) - (DA Load)	-1.14	-2.11	-2.12	-2.27	-1.56	-1.60	-1.22	-1.76	-1.09	0.03	0.78	1.30	2.46	2.57	2.73	2.67	2.72	2.82	4.71	7.87	7.11	7.40	5.37	3.46



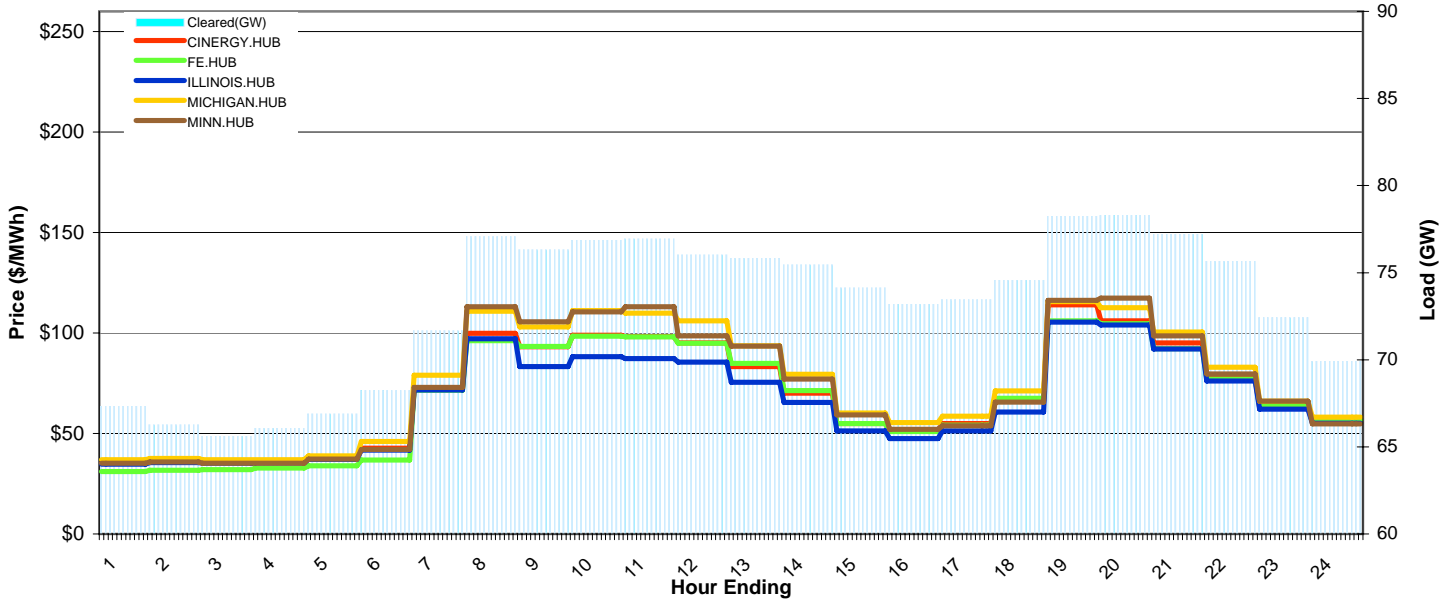
MISO Daily Report

Delivery Day: Monday, February 11, 2008

Price Color Codes: ≤0 ≥100 ≥200

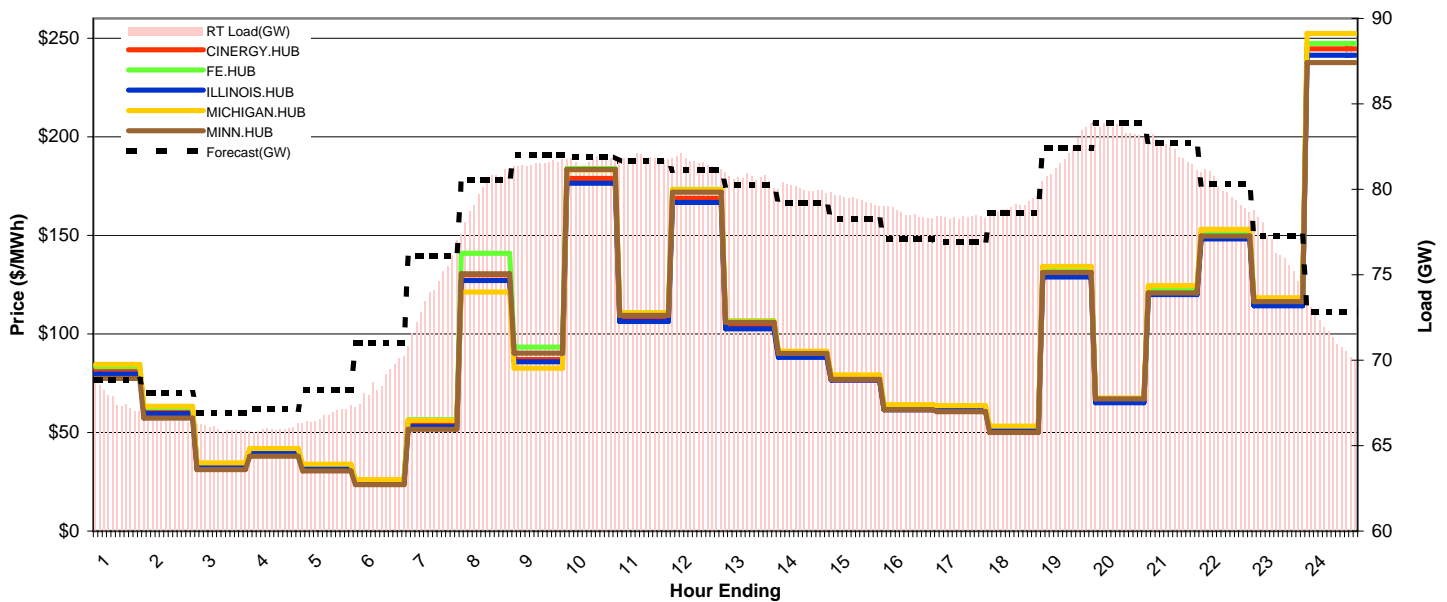
Day-Ahead Prices and Cleared Load

	HE1	HE2	HE3	HE4	HE5	HE6	HE7	HE8	HE9	HE10	HE11	HE12	HE13	HE14	HE15	HE16	HE17	HE18	HE19	HE20	HE21	HE22	HE23	HE24
CINERGY.HUB	35.22	36.00	35.67	35.73	37.72	42.68	72.11	99.79	93.12	98.85	98.16	95.00	83.34	70.12	55.00	51.26	55.00	66.30	114.00	106.03	94.99	77.53	62.98	55.62
FE.HUB	31.08	31.67	32.00	32.82	33.91	36.80	71.55	96.17	93.36	98.36	98.02	94.96	84.87	71.39	54.85	51.01	54.10	67.43	105.99	104.54	92.19	77.05	64.17	56.60
ILLINOIS.HUB	34.76	35.56	35.26	35.28	37.13	41.79	71.60	97.15	83.26	88.27	87.27	85.51	75.45	65.48	51.25	47.41	51.33	60.70	105.41	103.90	92.00	76.10	62.16	55.03
MICHIGAN.HUB	36.92	37.52	36.98	36.91	38.87	45.96	78.99	110.78	102.95	111.16	109.81	106.02	93.54	79.40	60.20	55.38	58.63	71.15	115.52	112.60	100.47	82.97	66.04	58.17
MINN.HUB	35.25	35.83	35.20	35.25	37.22	42.00	72.89	113.01	105.63	110.52	113.00	98.57	93.40	77.09	59.17	52.04	53.89	65.56	116.29	117.38	98.50	79.53	66.02	54.81
Cleared(GW)	67.3	66.3	65.6	66.1	66.9	68.2	71.7	77.1	76.3	76.9	76.9	76.0	75.8	75.4	74.1	73.2	73.4	74.6	78.2	78.3	77.2	75.7	72.4	69.9



Preliminary Real-Time Prices with Forecasted and Actual System Load

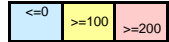
	HE1	HE2	HE3	HE4	HE5	HE6	HE7	HE8	HE9	HE10	HE11	HE12	HE13	HE14	HE15	HE16	HE17	HE18	HE19	HE20	HE21	HE22	HE23	HE24
CINERGY.HUB	82.05	61.58	33.47	40.69	32.96	25.55	55.04	129.92	87.07	178.82	107.66	168.78	103.79	88.53	76.84	61.76	61.49	51.60	129.96	65.62	121.33	149.63	115.20	244.63
FE.HUB	83.43	62.58	34.02	41.33	33.57	26.09	56.43	140.80	93.36	183.94	110.73	173.34	106.66	90.66	78.41	63.16	62.65	52.52	132.60	66.77	123.19	151.65	116.74	247.33
ILLINOIS.HUB	79.63	59.64	32.44	39.38	31.86	24.66	52.99	127.11	85.85	176.34	106.34	166.76	102.52	88.19	76.59	61.50	61.14	51.07	128.88	65.08	119.96	148.19	114.18	241.32
MICHIGAN.HUB	84.52	63.27	34.52	41.91	33.95	26.19	56.12	121.20	82.60	183.13	110.64	173.18	106.23	91.16	79.23	64.07	63.61	53.28	134.16	67.57	124.48	153.04	118.24	252.34
MINN.HUB	77.43	57.30	31.12	37.94	30.58	23.57	51.55	130.53	90.23	183.33	109.46	171.84	105.83	90.10	76.94	61.46	60.56	49.98	131.21	66.98	120.77	149.64	116.32	237.63
Forecasted(GW)	68.8	68.1	66.9	67.1	68.2	71.0	76.1	80.5	82.0	81.9	81.6	81.1	80.2	79.2	78.3	77.1	76.9	78.6	82.4	83.9	82.7	80.3	77.3	72.8
(RT) - (DA Load)	0.39	0.29	0.38	-0.11	-0.12	0.50	2.28	2.79	5.19	4.85	4.87	5.57	4.82	4.59	5.27	5.42	4.90	4.47	3.85	5.22	5.08	4.27	4.03	1.71



MISO Daily Report

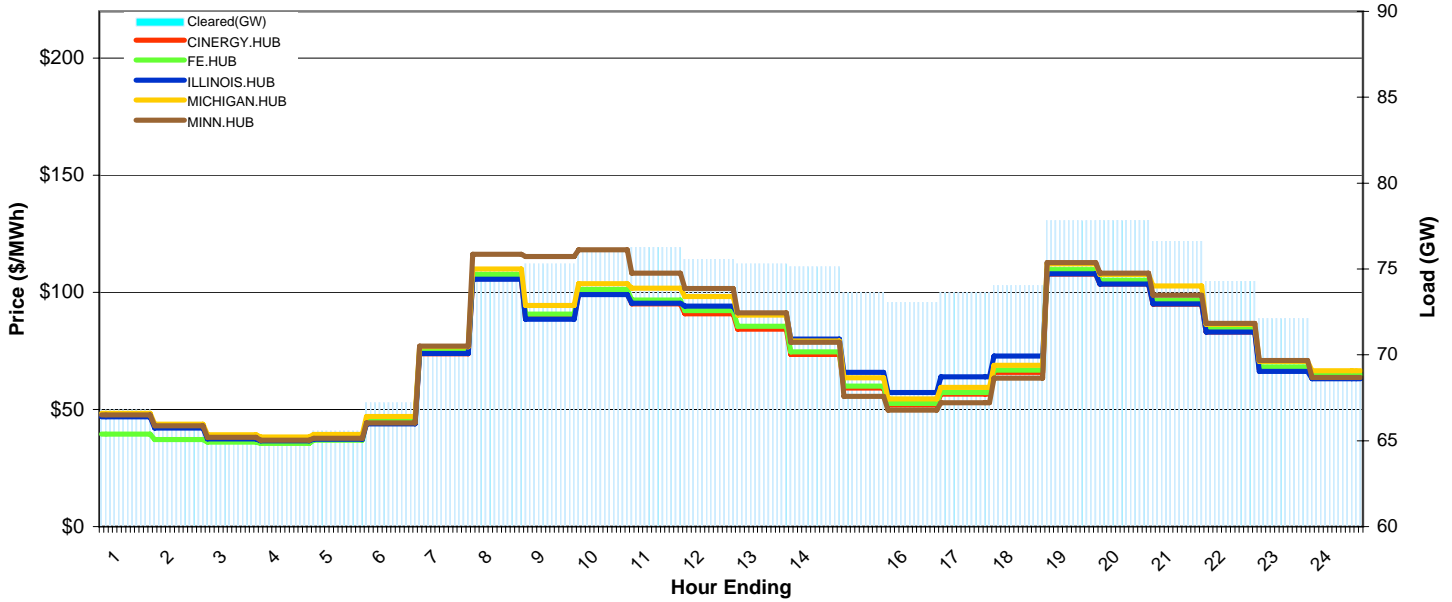
Delivery Day: Tuesday, February 12, 2008

Price Color Codes:



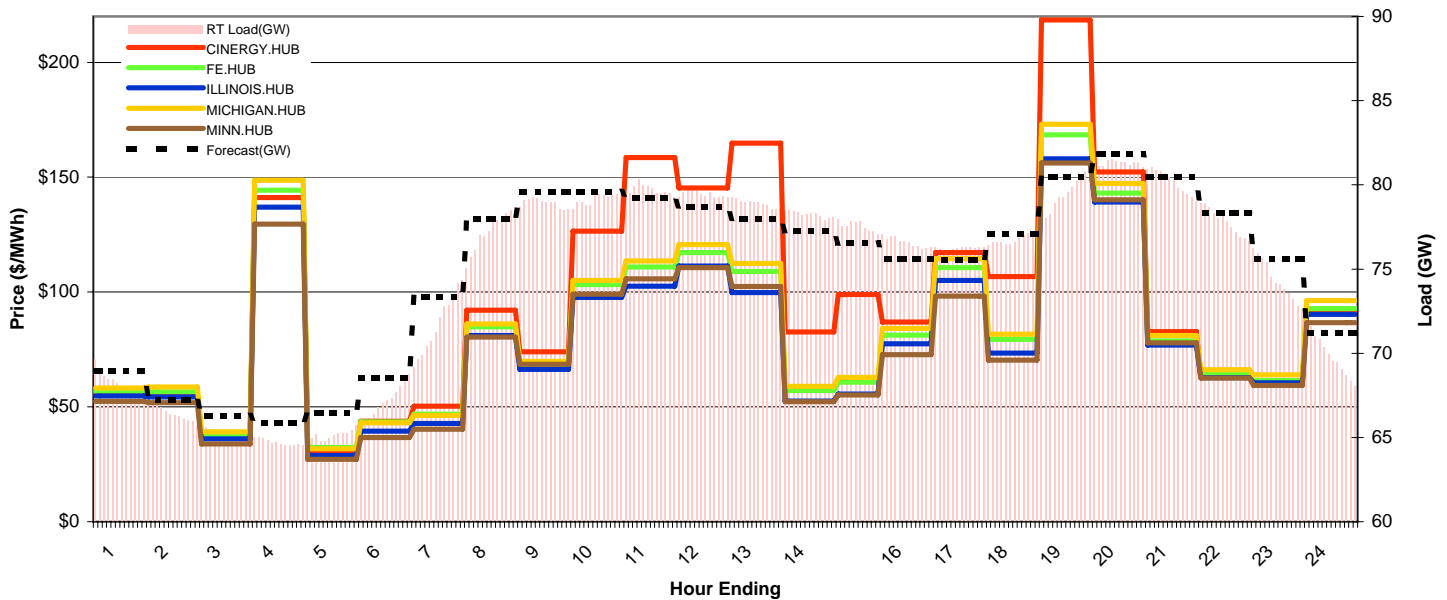
Day-Ahead Prices and Cleared Load

	HE1	HE2	HE3	HE4	HE5	HE6	HE7	HE8	HE9	HE10	HE11	HE12	HE13	HE14	HE15	HE16	HE17	HE18	HE19	HE20	HE21	HE22	HE23	HE24
CINERGY.HUB	47.55	42.75	38.00	37.05	38.00	45.16	73.81	105.90	89.07	99.51	95.15	90.83	84.32	73.54	59.14	51.95	56.63	65.92	107.88	103.53	95.00	83.08	67.23	63.95
FE.HUB	39.49	37.12	36.09	35.50	36.95	45.14	75.03	107.68	90.74	101.32	96.79	92.26	85.54	74.60	59.93	52.64	57.28	66.76	109.68	105.25	96.59	84.46	68.17	64.80
ILLINOIS.HUB	46.91	42.14	37.47	36.59	37.35	43.84	73.99	105.60	88.54	99.09	95.32	94.17	90.58	80.09	65.90	57.21	64.00	72.84	107.89	103.53	95.12	83.08	66.24	63.18
MICHIGAN.HUB	48.37	43.73	39.25	38.27	39.32	46.98	76.79	110.05	94.42	103.66	101.78	98.23	90.34	79.29	63.49	54.49	59.43	68.92	112.22	107.70	102.75	86.42	70.54	66.52
MINN.HUB	47.71	43.06	38.06	36.92	37.66	44.32	77.11	116.33	115.37	118.22	108.29	101.67	91.28	78.77	55.65	49.80	52.87	63.37	112.72	108.18	98.75	86.81	70.86	63.69
Cleared(GW)	66.8	66.0	65.3	65.0	65.6	67.2	70.2	75.0	75.3	76.1	76.3	75.6	75.3	75.1	73.7	73.0	73.6	74.0	77.8	77.8	76.6	74.3	72.1	69.0



Preliminary Real-Time Prices with Forecasted and Actual System Load

	HE1	HE2	HE3	HE4	HE5	HE6	HE7	HE8	HE9	HE10	HE11	HE12	HE13	HE14	HE15	HE16	HE17	HE18	HE19	HE20	HE21	HE22	HE23	HE24
CINERGY.HUB	55.92	55.68	37.09	141.14	29.81	43.75	50.27	92.08	73.93	126.49	158.59	145.31	164.84	82.65	98.99	86.90	117.17	106.67	218.42	152.26	82.80	63.26	61.23	92.35
FE.HUB	56.83	56.51	37.76	144.37	32.30	43.41	46.78	84.83	68.67	103.19	110.90	117.13	109.01	57.15	60.79	81.21	110.68	79.39	168.48	143.09	78.66	64.14	61.48	92.81
ILLINOIS.HUB	54.70	54.30	36.06	137.02	28.90	39.47	42.76	81.13	66.35	97.60	102.49	111.26	99.78	52.56	55.60	77.42	105.09	73.44	157.94	139.18	76.93	62.72	60.47	90.22
MICHIGAN.HUB	58.21	58.60	39.16	148.69	31.76	42.99	46.20	86.08	69.75	105.04	113.57	120.59	112.39	58.98	62.87	84.19	114.54	81.69	173.04	147.22	81.02	66.13	63.95	96.23
MINN.HUB	52.35	51.89	33.79	129.57	27.14	36.60	40.22	80.42	68.56	99.03	105.72	110.57	102.42	52.27	55.17	72.76	98.20	70.34	156.20	140.13	77.90	62.54	59.38	86.68
Forecasted(GW)	69.0	67.2	66.3	65.9	66.4	68.5	73.4	78.0	79.6	79.6	79.2	78.7	78.0	77.3	76.5	75.6	75.6	77.1	80.5	81.8	80.5	78.3	75.6	71.2
(RT) - (DA Load)	1.46	0.48	-0.04	-0.30	-0.46	-0.07	1.58	2.24	3.62	3.08	3.44	3.87	3.59	3.14	3.90	3.54	2.60	2.75	1.63	3.44	3.60	3.55	2.22	0.99



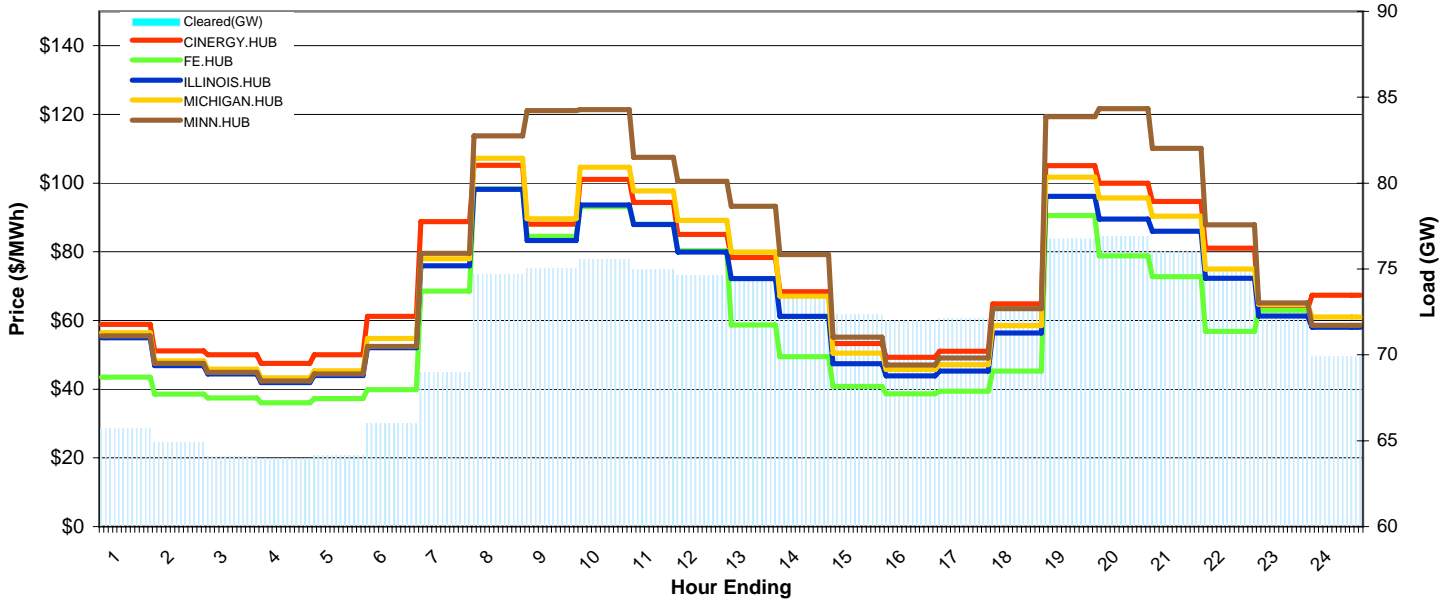
MISO Daily Report

Delivery Day: Wednesday, February 13, 2008

Price Color Codes: ≤0 ≥100 ≥200

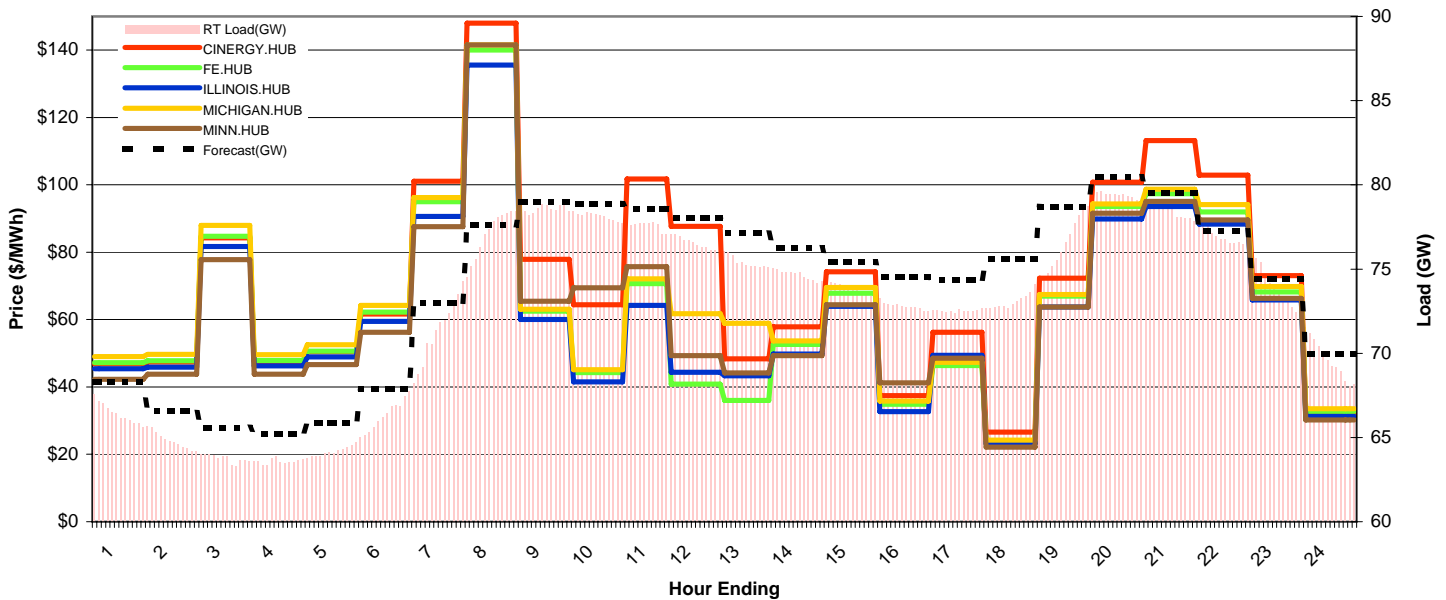
Day-Ahead Prices and Cleared Load

	HE1	HE2	HE3	HE4	HE5	HE6	HE7	HE8	HE9	HE10	HE11	HE12	HE13	HE14	HE15	HE16	HE17	HE18	HE19	HE20	HE21	HE22	HE23	HE24
CINERGY.HUB	58.85	51.13	50.00	47.48	50.00	61.17	88.83	105.17	88.08	101.08	94.34	85.09	78.35	68.36	53.29	49.32	51.01	64.88	105.06	100.00	94.69	81.04	63.22	67.40
FE.HUB	43.48	38.61	37.50	36.09	37.24	39.85	68.54	98.33	84.47	93.15	88.05	80.28	58.69	49.46	40.82	38.62	39.39	45.32	90.58	78.86	72.72	56.80	63.02	58.18
ILLINOIS.HUB	54.97	46.90	44.45	41.95	43.99	52.06	75.95	98.23	83.28	93.66	87.97	79.93	72.21	61.25	47.38	43.87	45.28	56.41	96.11	89.52	85.98	72.27	61.32	58.07
MICHIGAN.HUB	56.46	48.26	45.81	43.32	45.35	54.79	77.99	107.28	89.60	104.66	97.71	89.16	79.95	67.06	50.52	45.74	47.15	58.51	101.78	95.72	90.34	74.98	64.74	61.03
MINN.HUB	55.56	47.48	44.92	42.39	44.45	52.50	79.53	113.75	121.09	121.37	107.56	100.55	93.30	79.18	55.20	47.07	49.13	63.45	119.38	121.65	110.09	87.84	65.08	58.56
Cleared(GW)	65.7	64.9	64.1	64.0	64.1	66.0	69.0	74.7	75.0	75.6	75.0	74.6	74.5	73.7	72.4	72.0	72.1	72.7	76.7	76.9	76.0	74.9	72.4	69.9



Preliminary Real-Time Prices with Forecasted and Actual System Load

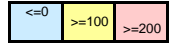
	HE1	HE2	HE3	HE4	HE5	HE6	HE7	HE8	HE9	HE10	HE11	HE12	HE13	HE14	HE15	HE16	HE17	HE18	HE19	HE20	HE21	HE22	HE23	HE24
CINERGY.HUB	46.79	47.41	84.26	47.62	50.48	61.67	101.08	148.00	77.93	64.41	101.76	87.69	48.31	57.82	74.24	37.41	56.21	26.56	72.29	100.77	113.14	102.89	73.06	32.40
FE.HUB	47.21	47.79	84.70	47.88	50.66	62.18	95.03	140.00	62.48	44.28	70.68	40.88	35.97	52.61	67.81	34.88	46.34	23.92	66.97	93.53	97.38	91.96	68.19	32.81
ILLINOIS.HUB	45.37	45.92	81.66	46.23	48.93	59.51	90.59	135.58	60.00	41.47	64.21	44.38	43.36	49.82	63.94	32.67	49.37	23.22	63.79	89.82	93.59	88.39	65.81	31.26
MICHIGAN.HUB	49.00	49.66	88.00	49.58	52.50	64.19	96.27	141.57	63.05	45.11	72.14	61.71	58.90	53.69	69.58	35.81	47.32	24.21	67.47	94.31	98.67	94.10	69.86	33.53
MINN.HUB	42.30	43.76	77.82	43.84	46.64	56.21	87.60	141.56	65.50	69.43	75.69	49.30	44.22	49.35	64.40	41.22	48.55	22.17	63.75	91.56	95.11	89.61	66.31	30.21
Forecasted(GW)	68.3	66.6	65.6	65.2	65.8	67.9	73.0	77.6	79.0	78.9	78.6	78.0	77.2	76.3	75.4	74.6	74.4	75.6	78.7	80.5	79.5	77.3	74.4	70.0
(RT) - (DA Load)	0.71	-0.10	-0.32	-0.38	0.02	0.29	2.28	2.40	3.54	2.56	2.61	1.91	0.95	0.99	1.44	0.79	0.39	0.36	-0.31	2.46	2.58	2.04	1.50	-0.27



MISO Daily Report

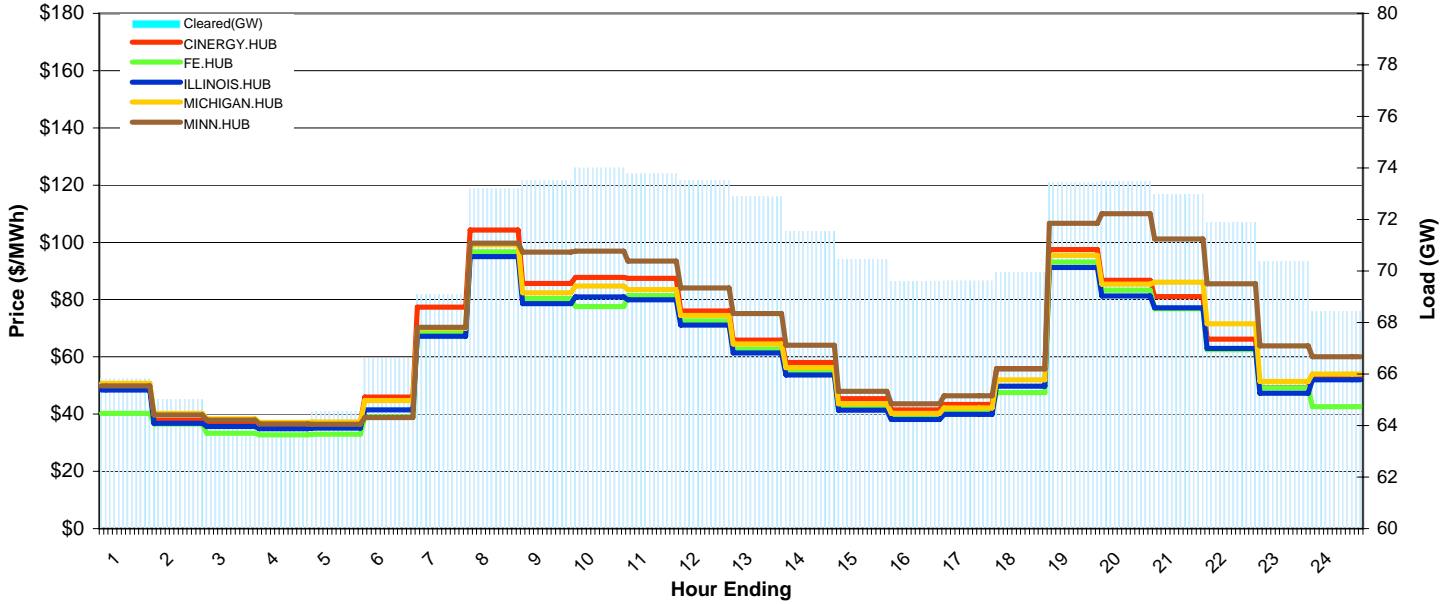
Delivery Day: Thursday, February 14, 2008

Price Color Codes:



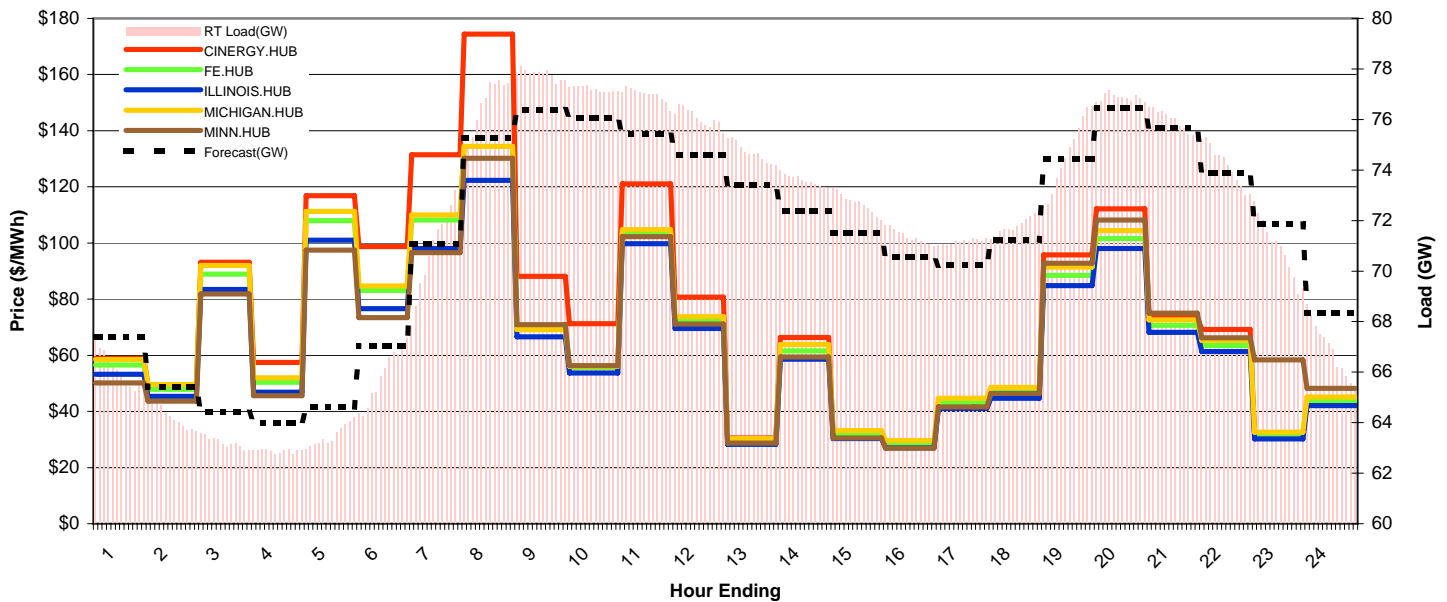
Day-Ahead Prices and Cleared Load

	HE1	HE2	HE3	HE4	HE5	HE6	HE7	HE8	HE9	HE10	HE11	HE12	HE13	HE14	HE15	HE16	HE17	HE18	HE19	HE20	HE21	HE22	HE23	HE24
CINERGY.HUB	49.30	37.74	36.52	35.49	36.91	45.96	77.34	104.29	85.68	87.79	87.48	76.04	65.89	58.07	45.41	41.49	43.40	55.90	97.48	86.78	81.09	66.24	49.25	53.44
FE.HUB	40.30	36.58	33.32	32.78	33.03	39.04	68.33	96.69	80.33	77.58	81.43	72.56	62.73	54.85	42.32	38.99	40.82	47.57	93.09	83.34	76.80	62.54	49.19	42.64
ILLINOIS.HUB	48.38	36.83	35.68	34.86	35.13	41.51	67.18	95.03	78.65	80.92	79.97	71.07	61.35	53.69	41.39	38.14	39.90	49.78	91.21	81.23	77.19	62.95	47.29	52.00
MICHIGAN.HUB	50.73	40.25	38.36	37.15	37.24	44.72	69.97	99.19	82.36	84.72	83.55	74.43	64.47	56.28	43.63	40.20	42.12	51.94	95.46	85.40	86.13	71.59	51.42	53.97
MINN.HUB	49.82	39.72	37.91	36.53	36.42	38.74	70.28	99.75	96.64	96.90	93.47	84.13	75.11	64.11	47.92	43.58	46.35	55.82	106.65	110.00	101.13	85.51	63.85	60.03
Cleared(GW)	65.8	65.0	64.0	64.2	64.6	66.6	69.1	73.2	73.5	74.0	73.8	73.5	72.9	71.6	70.4	69.6	69.6	69.9	73.4	73.5	73.0	71.9	70.4	68.4



Preliminary Real-Time Prices with Forecasted and Actual System Load

	HE1	HE2	HE3	HE4	HE5	HE6	HE7	HE8	HE9	HE10	HE11	HE12	HE13	HE14	HE15	HE16	HE17	HE18	HE19	HE20	HE21	HE22	HE23	HE24
CINERGY.HUB	58.98	49.27	93.15	57.50	116.80	98.73	131.49	174.37	88.11	71.23	121.12	80.66	30.51	66.38	31.57	27.84	42.21	45.87	95.79	112.18	73.63	69.16	31.21	43.48
FE.HUB	56.57	47.93	88.87	50.41	107.93	83.08	108.18	134.44	69.47	55.68	103.67	72.50	29.60	61.58	31.85	28.51	43.16	46.85	88.46	101.62	70.73	63.49	31.62	43.94
ILLINOIS.HUB	53.21	45.35	83.50	46.80	100.95	76.62	98.00	122.28	66.61	53.64	99.77	69.53	28.27	58.62	30.35	27.03	41.06	44.71	84.85	98.05	68.20	61.33	30.22	42.06
MICHIGAN.HUB	58.48	49.57	91.95	52.01	111.28	84.73	109.96	134.41	69.16	56.09	104.76	73.81	30.32	63.87	33.18	29.61	44.63	48.57	91.42	104.44	72.65	65.32	32.56	45.19
MINN.HUB	50.18	43.67	81.84	45.62	97.51	73.43	96.51	130.14	70.90	56.35	102.23	71.12	28.76	59.39	30.55	26.91	41.56	46.43	92.84	108.21	74.96	66.24	58.39	48.26
Forecasted(GW)	67.4	65.4	64.4	64.0	64.6	67.0	71.1	75.3	76.4	76.1	75.4	74.6	73.4	72.4	71.5	70.6	70.2	71.2	74.4	76.4	75.7	73.9	71.9	68.4
(RT) - (DA Load)	0.30	-0.75	-0.76	-1.28	-1.07	-0.77	1.98	3.39	4.29	3.21	3.19	2.55	1.83	2.03	2.25	1.77	1.54	1.84	1.17	3.38	2.97	2.32	0.53	-1.54



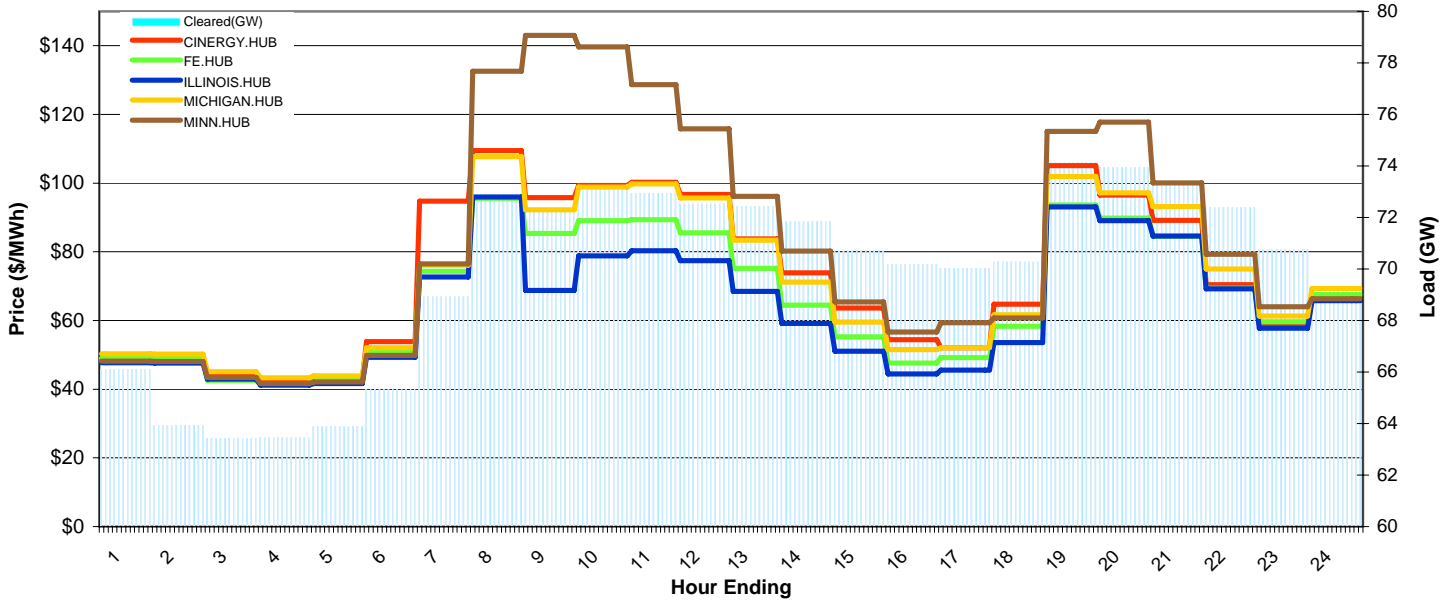
MISO Daily Report

Delivery Day: Friday, February 15, 2008

Price Color Codes: ≤0 ≥100 ≥200

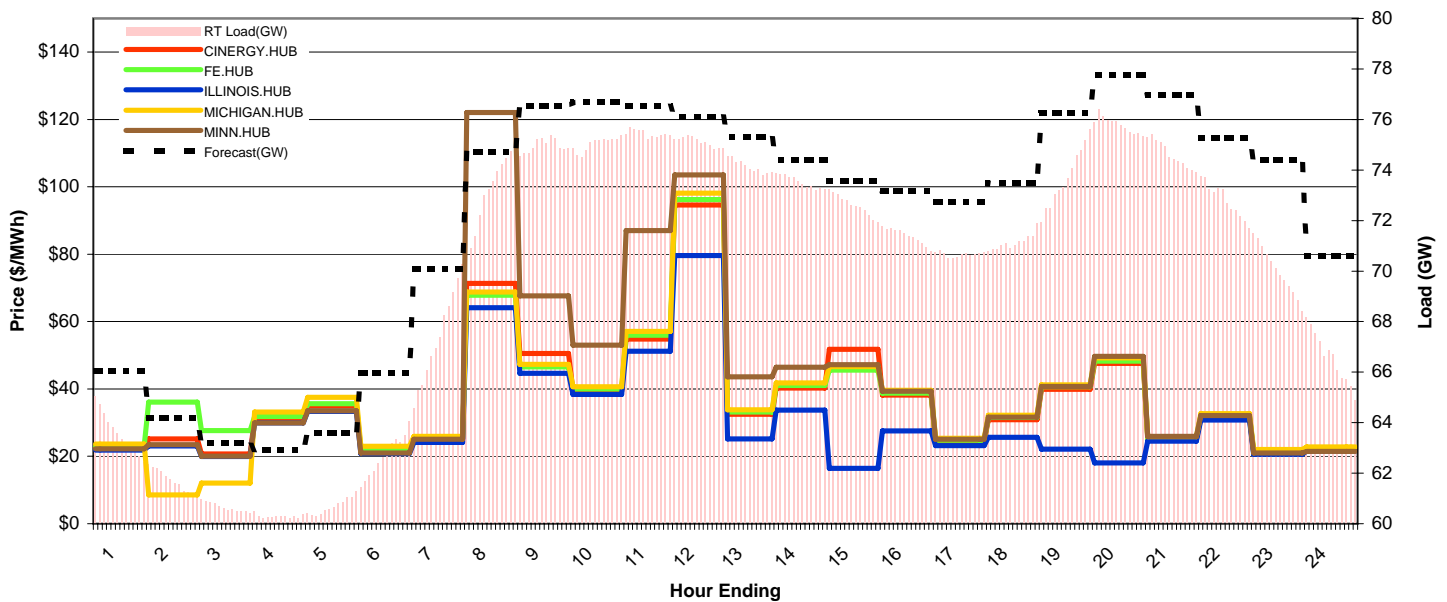
Day-Ahead Prices and Cleared Load

	HE1	HE2	HE3	HE4	HE5	HE6	HE7	HE8	HE9	HE10	HE11	HE12	HE13	HE14	HE15	HE16	HE17	HE18	HE19	HE20	HE21	HE22	HE23	HE24
CINERGY.HUB	48.88	48.80	44.02	42.18	42.65	53.83	94.73	109.46	95.73	99.35	100.25	96.71	83.80	73.85	63.65	54.37	52.05	64.71	105.10	96.54	89.15	70.39	58.82	66.63
FE.HUB	49.01	48.88	42.60	41.55	42.57	50.73	74.32	95.62	85.30	89.04	89.38	85.51	75.15	64.46	55.27	47.58	49.17	58.29	93.61	89.80	84.54	69.44	59.63	67.51
ILLINOIS.HUB	47.70	47.59	42.95	41.20	41.66	49.32	72.66	95.97	68.77	78.86	80.32	77.43	68.44	59.18	51.05	44.46	45.53	53.60	93.12	89.10	84.63	69.22	57.78	65.82
MICHIGAN.HUB	50.32	50.20	45.11	43.36	43.91	52.10	76.11	107.73	92.19	98.83	99.75	95.66	83.40	71.18	59.56	51.56	52.04	61.71	101.91	97.18	93.15	74.98	61.33	69.31
MINN.HUB	48.17	48.06	43.39	41.62	42.07	49.85	76.45	132.57	142.97	139.63	128.71	115.83	96.14	80.21	65.45	56.69	59.37	60.77	115.09	117.73	100.03	79.26	64.04	66.36
Cleared(GW)	66.1	63.9	63.4	63.4	63.9	65.3	68.9	72.9	72.2	73.1	72.9	72.5	72.4	71.9	70.7	70.2	70.0	70.3	74.1	73.9	73.3	72.4	70.7	69.2



Preliminary Real-Time Prices with Forecasted and Actual System Load

	HE1	HE2	HE3	HE4	HE5	HE6	HE7	HE8	HE9	HE10	HE11	HE12	HE13	HE14	HE15	HE16	HE17	HE18	HE19	HE20	HE21	HE22	HE23	HE24
CINERGY.HUB	22.77	25.22	20.71	31.22	34.93	21.80	25.15	71.30	50.55	39.37	54.83	94.66	32.50	40.24	51.81	38.15	24.37	30.92	39.89	47.60	24.95	31.48	21.21	22.15
FE.HUB	23.13	36.14	27.60	31.78	35.64	22.20	25.54	67.86	46.53	39.99	55.91	96.27	33.15	41.01	45.63	38.79	24.82	31.57	40.70	48.29	25.37	32.03	21.63	22.58
ILLINOIS.HUB	21.87	23.09	19.91	29.89	33.37	20.82	24.17	64.15	44.68	38.42	51.17	79.58	25.20	33.69	16.48	27.53	23.18	25.62	22.09	18.03	24.49	30.77	20.65	21.55
MICHIGAN.HUB	23.63	8.52	12.06	33.14	37.50	23.02	25.93	68.82	47.27	40.67	57.11	98.09	33.86	41.76	46.62	39.66	25.37	32.17	41.22	49.20	25.84	32.71	22.04	22.81
MINN.HUB	22.25	23.51	20.00	29.91	33.56	21.03	25.11	122.05	67.60	53.05	87.06	103.56	43.62	46.50	47.24	39.35	25.05	31.67	40.74	49.72	25.95	32.08	20.99	21.46
Forecasted(GW)	66.0	64.2	63.2	62.9	63.6	66.0	70.1	74.7	76.5	76.7	76.5	76.1	75.3	74.4	73.6	73.2	72.7	73.5	76.3	77.8	77.0	75.3	74.4	70.6
(RT) - (DA Load)	-2.50	-2.22	-2.76	-3.16	-3.20	-2.63	-1.55	0.17	2.74	1.95	2.49	2.59	1.72	1.66	1.91	1.21	0.62	0.86	-0.42	1.84	1.34	0.43	-0.72	-2.61



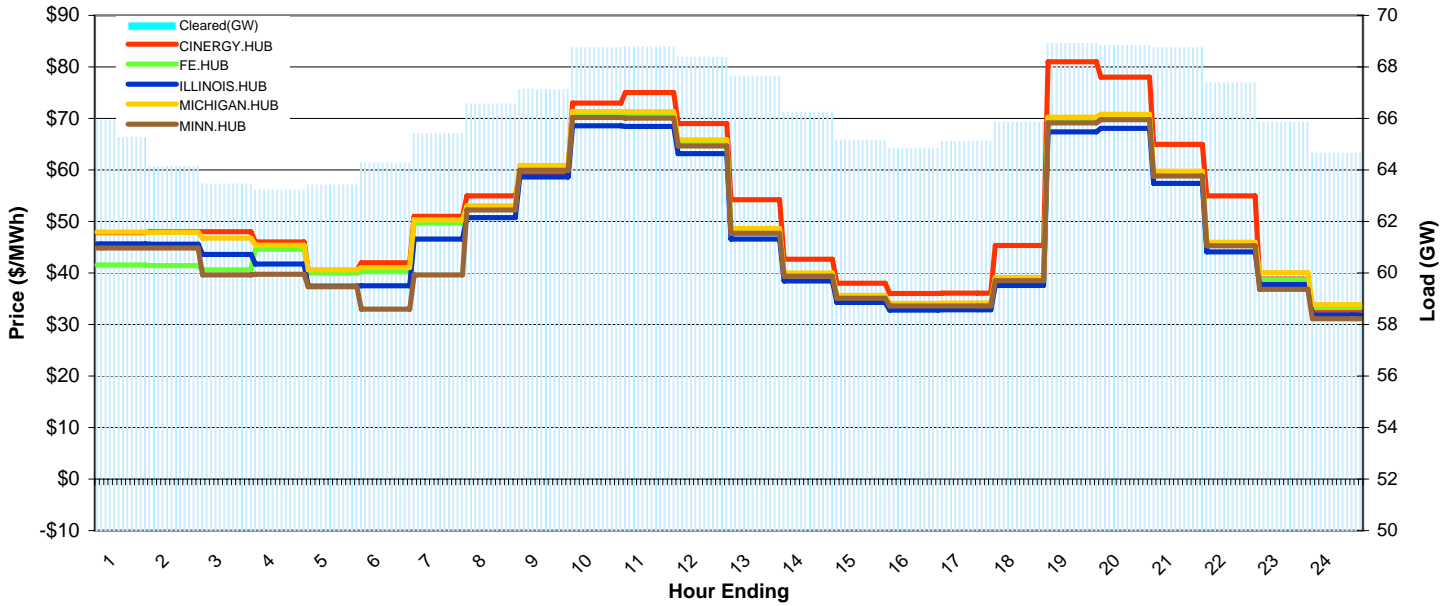
MISO Daily Report

Delivery Day: Saturday, February 16, 2008

Price Color Codes: ≤0 >=100 >=200

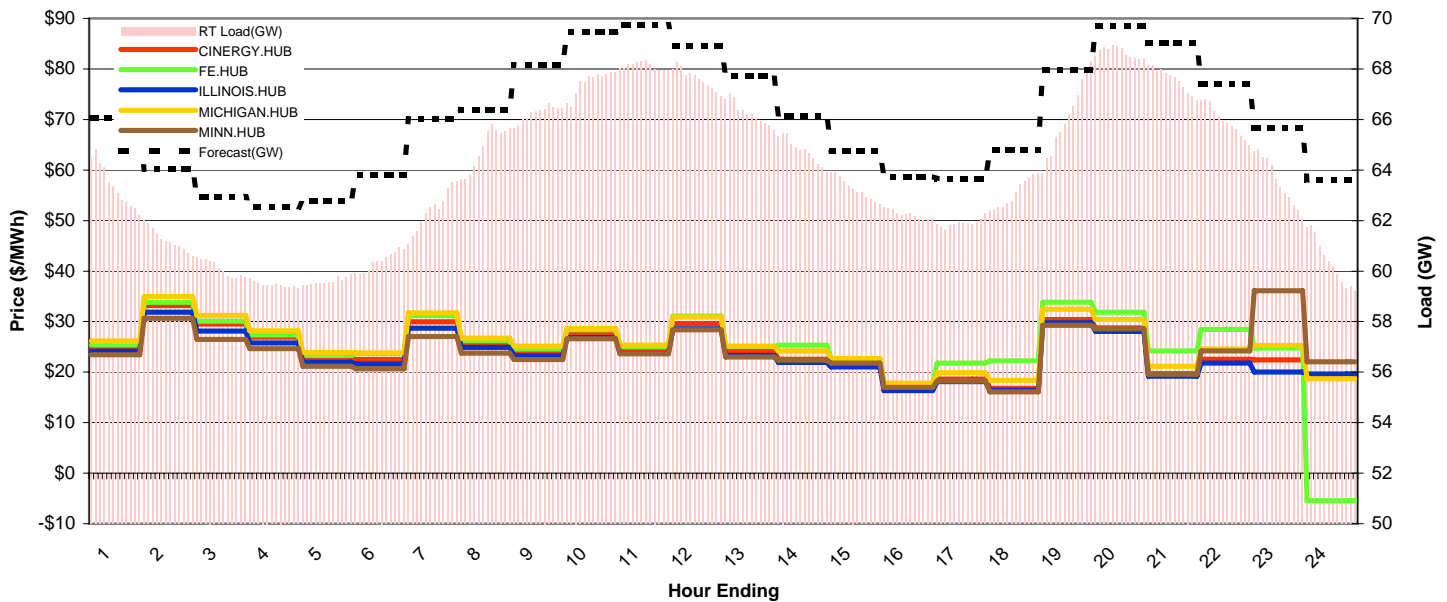
Day-Ahead Prices and Cleared Load

	HE1	HE2	HE3	HE4	HE5	HE6	HE7	HE8	HE9	HE10	HE11	HE12	HE13	HE14	HE15	HE16	HE17	HE18	HE19	HE20	HE21	HE22	HE23	HE24
CINERGY.HUB	47.81	48.00	48.00	46.00	40.51	42.00	51.00	55.00	59.00	73.00	75.00	69.00	54.25	42.65	38.03	36.05	36.06	45.33	81.00	78.00	65.00	55.00	38.85	32.81
FE.HUB	41.53	41.41	40.65	44.62	39.98	40.27	49.72	52.72	60.49	70.79	70.66	65.22	48.11	39.72	35.55	33.99	34.03	38.64	69.37	70.12	59.19	45.39	38.72	33.31
ILLINOIS.HUB	45.67	45.62	43.58	41.77	37.47	37.52	46.56	50.75	58.64	68.55	68.45	63.19	46.58	38.44	34.30	32.81	32.83	37.56	67.42	68.08	57.42	44.10	37.74	31.88
MICHIGAN.HUB	47.92	47.87	46.76	45.41	40.65	41.07	50.32	53.05	60.88	71.33	71.31	65.81	48.65	39.98	35.68	34.12	34.15	39.12	70.22	70.83	59.77	45.97	40.08	33.85
MINN.HUB	44.86	44.85	39.63	39.77	37.33	33.01	39.60	52.24	59.94	70.17	70.07	64.68	47.73	39.36	35.12	33.59	33.61	38.52	69.14	69.75	58.81	45.26	36.84	31.11
Cleared(GW)	65.9	64.1	63.5	63.2	63.4	64.3	65.4	66.6	67.1	68.7	68.8	68.4	67.6	66.2	65.2	64.8	65.1	65.8	68.9	68.8	68.7	67.4	65.9	64.6



Preliminary Real-Time Prices with Forecasted and Actual System Load

	HE1	HE2	HE3	HE4	HE5	HE6	HE7	HE8	HE9	HE10	HE11	HE12	HE13	HE14	HE15	HE16	HE17	HE18	HE19	HE20	HE21	HE22	HE23	HE24
CINERGY.HUB	24.93	33.20	29.49	26.90	22.91	22.48	29.97	25.87	24.21	27.88	24.56	29.61	24.10	22.57	21.73	17.12	18.65	16.80	30.42	28.77	19.68	22.56	22.44	19.12
FE.HUB	25.43	33.82	30.08	27.37	23.33	23.64	31.17	26.25	24.59	28.36	25.04	31.08	25.06	25.35	22.66	17.71	21.82	22.23	33.83	31.87	24.19	28.45	24.75	-5.42
ILLINOIS.HUB	24.11	31.87	28.14	25.76	22.01	21.60	28.70	24.87	23.23	26.88	23.70	28.56	23.31	21.92	21.06	16.32	18.14	16.38	29.78	28.05	19.19	21.80	20.03	19.65
MICHIGAN.HUB	26.15	34.95	31.23	28.19	23.88	23.85	31.71	26.74	25.15	28.61	25.37	30.92	25.17	24.23	22.65	17.82	19.90	18.36	32.41	30.38	21.16	24.58	25.30	18.69
MINN.HUB	23.44	30.66	26.46	24.64	21.18	20.66	27.05	23.77	22.48	26.63	23.63	28.40	23.01	22.34	21.79	16.96	18.26	16.11	29.29	28.60	19.56	24.18	36.10	22.06
Forecasted(GW)	66.1	64.0	62.9	62.6	62.8	63.8	66.0	66.4	68.2	69.5	69.7	68.9	67.7	66.2	64.7	63.7	63.7	64.8	68.0	69.7	69.0	67.4	65.7	63.6
(RT) - (DA Load)	-2.58	-2.92	-3.37	-3.77	-3.84	-3.90	-3.00	-1.72	-0.89	-1.29	-0.67	-0.77	-1.38	-1.48	-1.91	-2.61	-3.21	-2.80	-2.84	-0.19	-1.16	-1.44	-2.31	-4.27



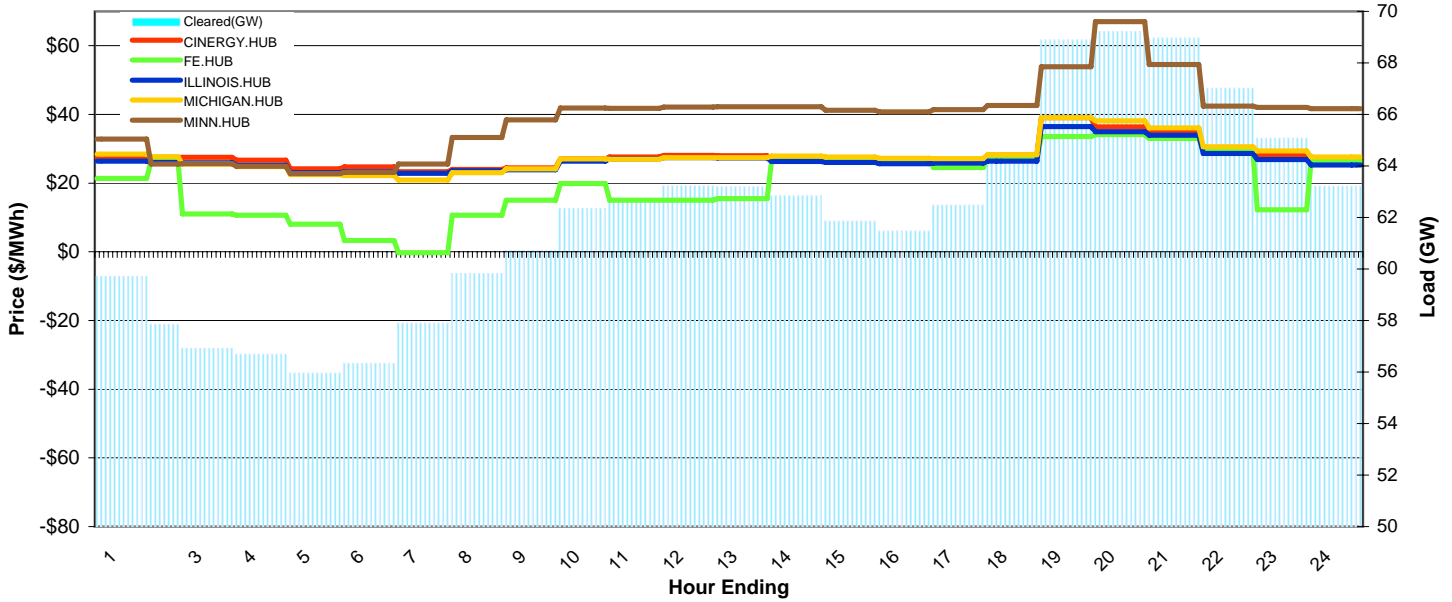
MISO Daily Report

Delivery Day: Sunday, February 17, 2008

Price Color Codes: ≤0 >=100 >=200

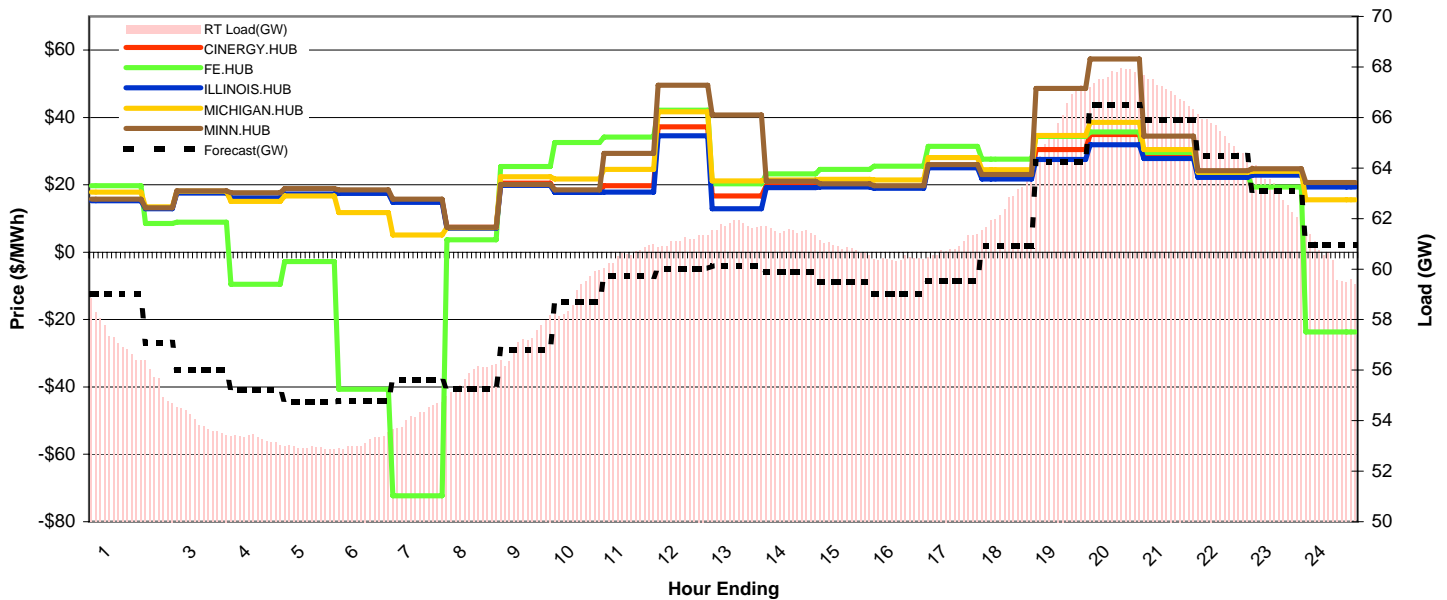
Day-Ahead Prices and Cleared Load

	HE1	HE2	HE3	HE4	HE5	HE6	HE7	HE8	HE9	HE10	HE11	HE12	HE13	HE14	HE15	HE16	HE17	HE18	HE19	HE20	HE21	HE22	HE23	HE24
CINERGY.HUB	27.55	27.41	27.54	26.64	24.19	24.68	23.35	24.00	24.44	27.09	27.60	28.04	27.98	26.89	26.54	26.15	26.43	28.14	39.06	36.38	35.06	29.35	28.21	26.54
FE.HUB	21.41	26.44	10.99	10.63	8.00	3.32	-0.26	10.61	15.00	19.89	15.00	15.52	26.53	27.33	26.95	24.52	27.25	33.60	34.14	32.97	29.46	12.27	26.48	
ILLINOIS.HUB	26.44	26.06	25.94	25.16	23.05	23.33	22.90	23.56	23.91	26.43	27.05	27.41	27.35	26.30	26.01	25.62	25.87	26.44	36.48	34.96	33.95	28.67	26.88	25.28
MICHIGAN.HUB	28.42	27.68	25.60	24.82	22.48	22.16	20.86	23.09	24.14	27.07	26.96	27.42	27.43	27.88	27.63	27.22	27.17	28.25	39.07	38.11	36.06	30.56	29.42	27.65
MINN.HUB	32.82	25.53	25.67	24.89	22.80	23.18	25.59	33.25	38.43	41.84	41.74	42.15	42.27	42.28	41.21	40.79	41.40	42.57	53.84	67.00	54.57	42.46	42.04	41.64
Cleared(GW)	59.7	57.9	56.9	56.7	56.0	56.3	57.9	59.8	60.7	62.3	62.7	63.2	63.2	62.8	61.9	61.5	62.5	64.4	68.9	69.2	69.0	67.0	65.1	63.2



Preliminary Real-Time Prices with Forecasted and Actual System Load

	HE1	HE2	HE3	HE4	HE5	HE6	HE7	HE8	HE9	HE10	HE11	HE12	HE13	HE14	HE15	HE16	HE17	HE18	HE19	HE20	HE21	HE22	HE23	HE24
CINERGY.HUB	15.53	13.11	17.85	15.78	17.08	17.96	15.26	7.40	20.53	18.32	19.78	37.22	16.69	19.70	19.83	19.40	25.74	22.37	30.51	34.96	28.83	22.75	23.53	20.00
FE.HUB	19.73	8.49	8.90	-9.49	-2.78	-40.63	-72.31	3.68	25.47	32.61	34.19	42.15	20.34	23.23	24.56	25.52	31.43	27.66	34.42	35.71	29.61	23.11	19.32	-23.68
ILLINOIS.HUB	15.30	12.90	17.59	16.18	17.26	17.49	14.80	7.15	19.80	17.76	17.84	34.57	12.91	19.19	19.35	18.94	25.09	21.77	27.58	31.88	27.86	22.26	22.90	19.36
MICHIGAN.HUB	17.88	13.46	18.11	15.08	16.75	11.77	5.11	7.27	22.38	21.76	24.63	41.67	21.15	21.43	21.64	21.46	28.12	24.52	34.66	38.56	30.44	23.70	24.00	15.61
MINN.HUB	15.75	13.17	18.19	17.68	18.86	18.49	15.79	7.37	20.12	18.48	29.32	49.58	40.73	21.04	20.31	19.79	26.05	23.11	48.59	57.33	34.44	24.19	24.81	20.69
Forecasted(GW)	59.0	57.1	56.0	55.2	54.7	54.8	55.6	55.3	56.8	58.7	59.7	60.0	60.1	59.9	59.5	59.0	59.5	60.9	64.3	66.5	65.9	64.5	63.1	61.0
(RT) - (DA Load)	-2.40	-2.40	-3.00	-3.41	-3.03	-3.20	-3.69	-4.09	-3.55	-3.33	-2.11	-2.10	-1.48	-1.35	-1.04	-1.09	-1.60	-1.80	-2.99	-1.56	-1.94	-1.73	-1.98	-2.90



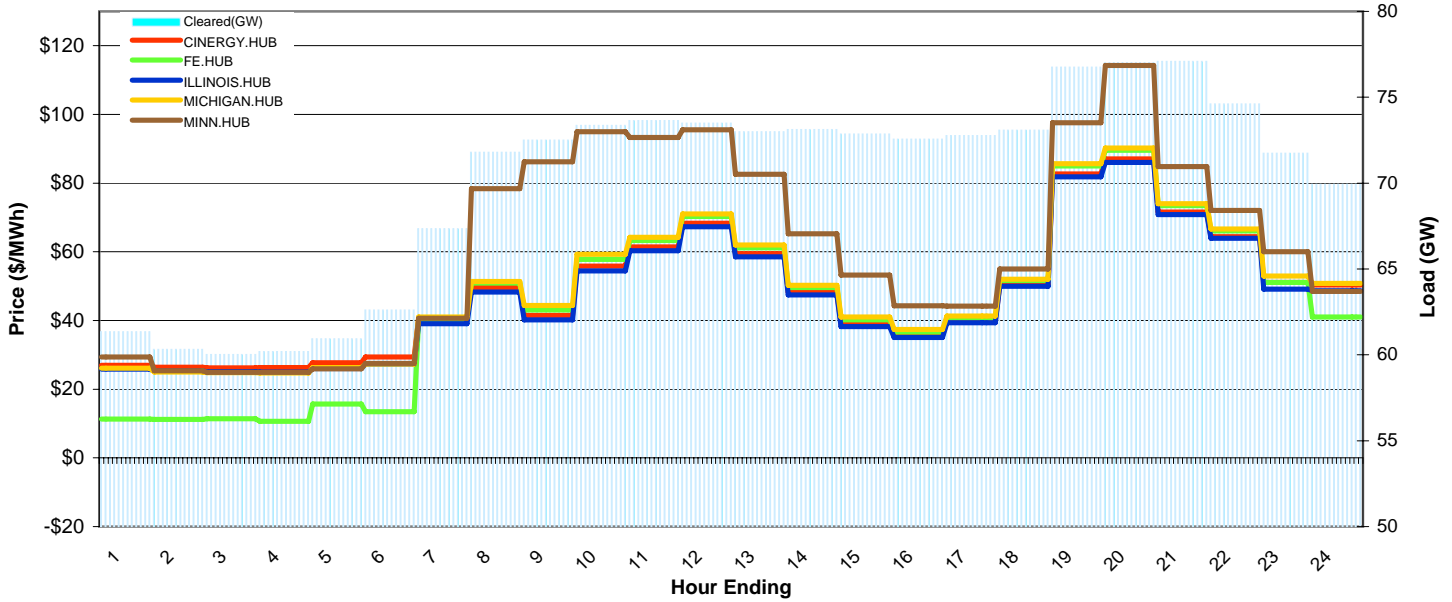
MISO Daily Report

Delivery Day: Monday, February 18, 2008

Price Color Codes: ≤0 ≥100 ≥200

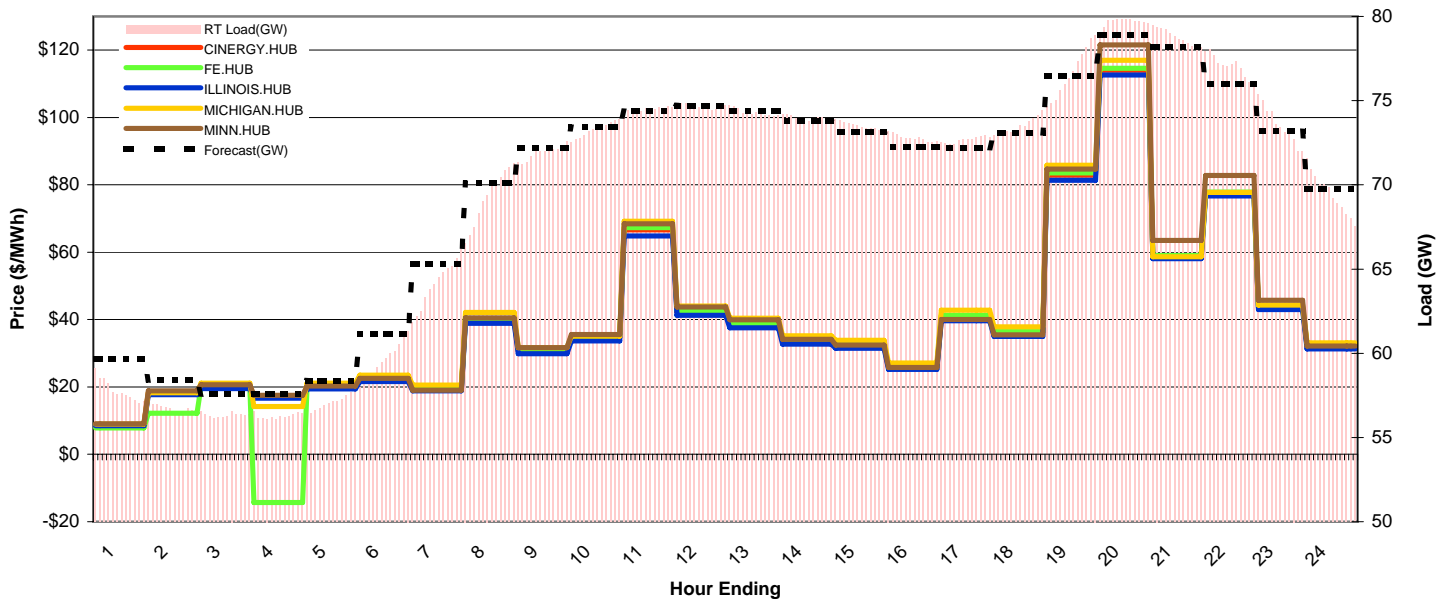
Day-Ahead Prices and Cleared Load

	HE1	HE2	HE3	HE4	HE5	HE6	HE7	HE8	HE9	HE10	HE11	HE12	HE13	HE14	HE15	HE16	HE17	HE18	HE19	HE20	HE21	HE22	HE23	HE24
CINERGY.HUB	26.93	26.44	26.24	26.33	27.67	29.34	40.66	49.62	41.50	55.88	61.41	68.28	59.44	48.19	39.00	35.60	39.71	50.36	82.71	87.06	71.54	64.44	51.08	50.33
FE.HUB	11.33	11.23	11.41	10.62	15.64	13.42	40.20	50.87	43.06	57.78	63.32	70.29	61.19	49.62	40.20	36.63	40.78	51.68	84.96	89.52	73.47	66.13	51.09	41.00
ILLINOIS.HUB	25.85	25.27	25.06	25.02	26.07	27.29	39.06	48.26	40.15	54.45	60.28	67.27	58.54	47.42	38.23	35.05	39.31	49.93	81.86	86.06	70.88	63.95	49.14	48.69
MICHIGAN.HUB	26.15	25.04	24.80	24.68	26.34	27.37	41.01	51.37	44.40	59.29	64.24	71.04	61.97	50.21	41.07	37.38	41.31	52.06	85.62	90.19	73.99	66.61	52.91	50.77
MINN.HUB	29.36	25.41	24.90	24.89	25.89	27.55	40.67	78.38	86.19	94.95	93.29	95.50	82.54	65.21	53.22	44.31	44.20	55.00	97.61	114.28	84.77	72.02	60.07	48.49
Cleared(GW)	61.4	60.3	60.0	60.2	60.9	62.6	67.3	71.8	72.5	73.4	73.7	73.5	73.0	73.1	72.9	72.6	72.8	73.1	76.8	77.0	77.1	74.6	71.7	69.9



Preliminary Real-Time Prices with Forecasted and Actual System Load

	HE1	HE2	HE3	HE4	HE5	HE6	HE7	HE8	HE9	HE10	HE11	HE12	HE13	HE14	HE15	HE16	HE17	HE18	HE19	HE20	HE21	HE22	HE23	HE24
CINERGY.HUB	8.75	18.32	20.21	17.22	20.11	22.41	19.49	40.00	30.66	34.65	66.63	42.27	38.49	33.47	32.24	25.82	40.73	36.01	82.85	114.05	58.80	77.68	43.57	31.92
FE.HUB	7.88	12.20	20.34	-14.34	20.26	21.98	19.69	40.28	30.96	35.04	67.28	42.70	38.82	33.78	32.57	26.17	41.26	36.45	83.54	114.64	59.02	77.83	43.74	32.34
ILLINOIS.HUB	8.48	17.71	19.54	16.64	19.39	21.65	18.82	38.94	29.85	33.68	64.87	41.26	37.54	32.69	31.51	25.19	39.64	35.05	81.38	112.60	58.11	76.71	42.97	31.28
MICHIGAN.HUB	8.99	18.32	21.14	14.23	21.16	23.55	20.52	42.16	31.70	35.08	69.17	43.99	40.38	35.16	33.85	27.13	42.78	37.85	85.79	117.02	58.65	77.73	44.36	33.11
MINN.HUB	9.05	18.89	20.67	17.51	20.28	22.55	19.07	40.56	31.64	35.54	68.42	43.73	39.91	34.12	32.45	25.83	40.08	35.46	84.64	121.54	63.48	82.77	45.76	32.18
Forecasted(GW)	59.7	58.4	57.6	57.6	58.4	61.1	65.3	70.1	72.2	73.4	74.4	74.7	74.4	73.8	73.1	72.2	72.2	73.1	76.5	78.9	78.2	76.0	73.2	69.8
(RT) - (DA Load)	-3.57	-3.60	-3.71	-3.92	-3.87	-3.08	-3.27	-2.51	-0.64	-0.11	0.79	1.10	1.28	0.84	0.64	0.22	-0.11	0.41	-0.10	2.63	1.68	2.43	1.81	-0.49



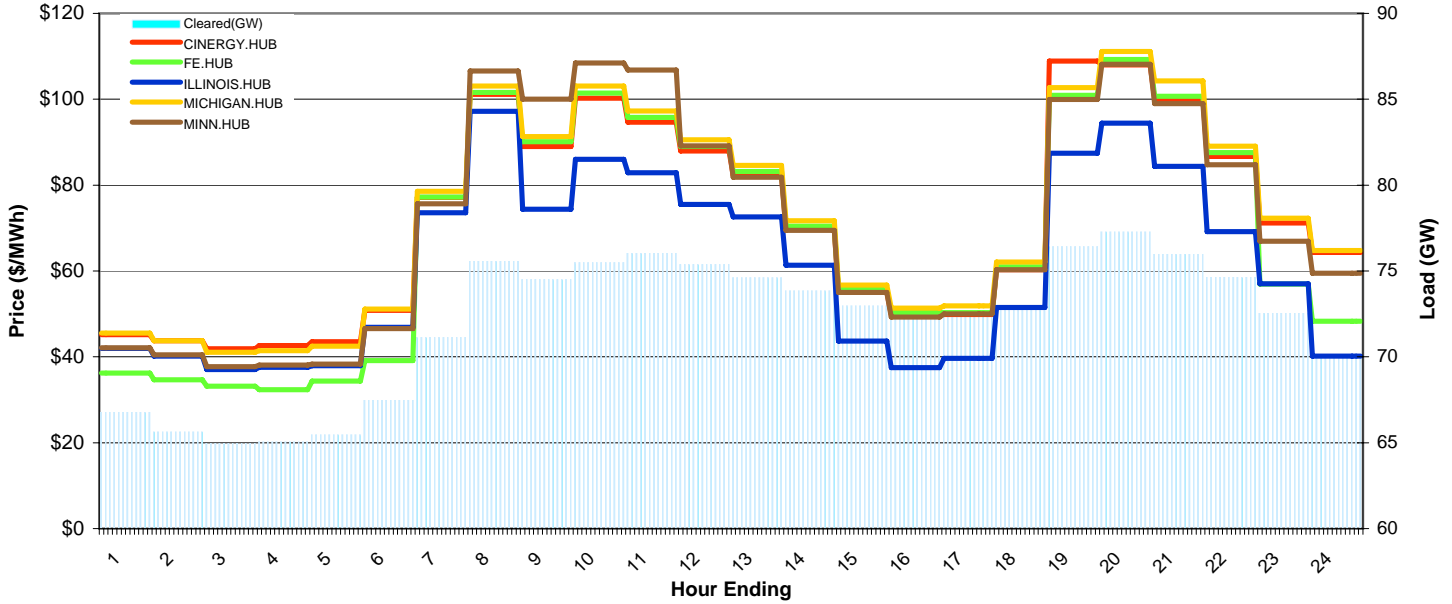
MISO Daily Report

Delivery Day: Tuesday, February 19, 2008

Price Color Codes: ≤0 ≥100 ≥200

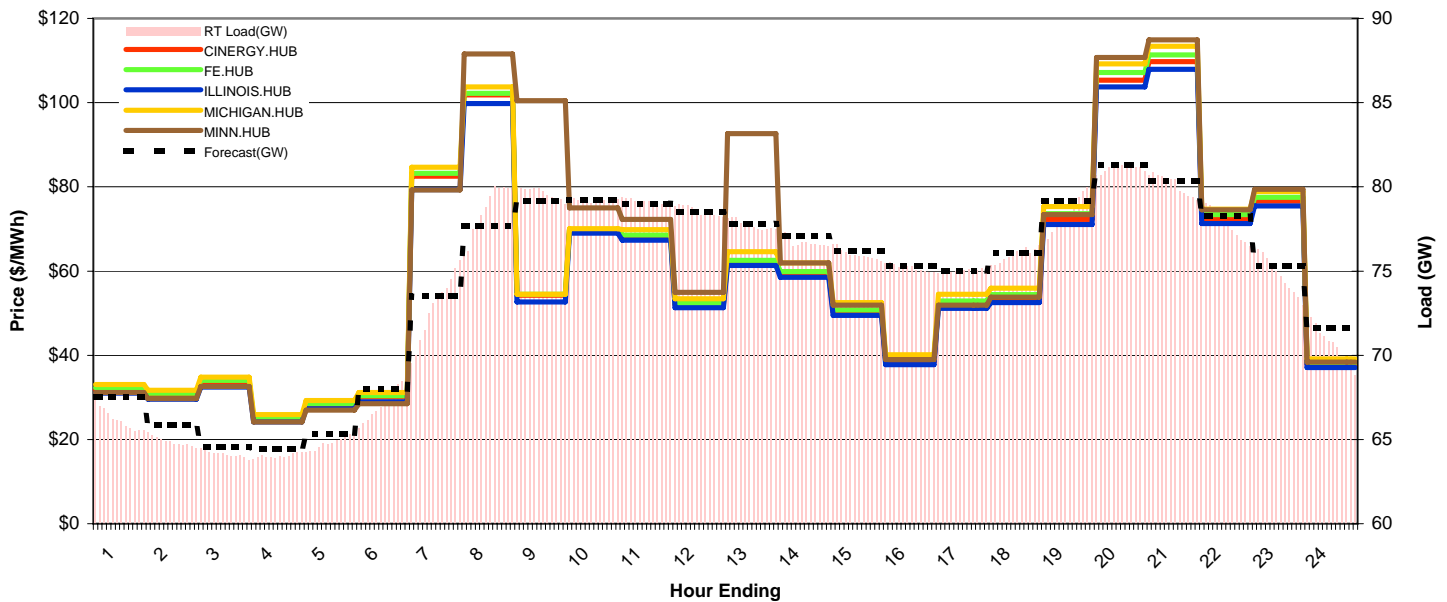
Day-Ahead Prices and Cleared Load

	HE1	HE2	HE3	HE4	HE5	HE6	HE7	HE8	HE9	HE10	HE11	HE12	HE13	HE14	HE15	HE16	HE17	HE18	HE19	HE20	HE21	HE22	HE23	HE24
CINERGY.HUB	45.17	43.78	41.90	42.61	43.55	50.86	77.12	101.17	89.00	100.27	94.65	87.98	82.25	69.66	55.11	49.79	49.85	60.29	108.89	108.00	99.97	86.69	71.18	64.31
FE.HUB	36.24	34.69	33.19	32.37	34.37	39.16	77.23	101.56	90.10	101.47	95.80	88.97	83.19	70.46	55.69	50.30	50.29	60.97	100.92	109.24	100.73	87.58	56.96	48.29
ILLINOIS.HUB	42.00	40.16	37.07	37.58	37.95	46.86	73.53	97.16	74.36	86.00	82.90	75.48	72.56	61.36	43.65	37.47	39.65	51.52	87.46	94.44	84.38	69.16	57.00	40.14
MICHIGAN.HUB	45.56	43.72	41.05	41.45	42.48	51.14	78.55	103.11	91.33	103.06	97.27	90.53	84.62	71.72	56.74	51.34	51.86	62.11	102.71	111.12	104.27	89.06	72.30	64.75
MINN.HUB	42.11	40.50	37.74	38.10	38.31	46.62	75.68	106.61	100.03	108.41	106.82	89.16	81.85	69.47	55.03	49.26	50.04	60.28	99.97	108.17	98.96	84.77	66.90	59.51
Cleared(GW)	66.8	65.6	65.0	65.1	65.5	67.5	71.1	75.6	74.5	75.5	76.0	75.4	74.6	73.8	73.0	72.4	72.4	72.7	76.4	77.3	76.0	74.6	72.5	70.0



Preliminary Real-Time Prices with Forecasted and Actual System Load

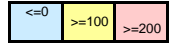
	HE1	HE2	HE3	HE4	HE5	HE6	HE7	HE8	HE9	HE10	HE11	HE12	HE13	HE14	HE15	HE16	HE17	HE18	HE19	HE20	HE21	HE22	HE23	HE24
CINERGY.HUB	31.77	30.44	33.46	24.86	28.13	30.06	82.53	101.87	54.29	69.81	68.30	52.01	62.19	59.46	50.26	38.41	52.08	53.48	72.31	105.36	109.73	72.36	76.58	37.84
FE.HUB	32.29	31.00	34.01	25.26	28.51	30.42	83.22	102.24	54.48	69.82	68.54	52.25	62.51	59.91	50.74	38.95	52.92	54.45	73.64	107.18	111.37	73.42	77.48	38.28
ILLINOIS.HUB	30.99	29.60	32.46	24.15	27.27	28.95	79.32	99.80	52.66	69.00	67.31	51.28	61.35	58.50	49.46	37.78	51.14	52.52	71.04	103.71	107.92	71.27	75.50	37.12
MICHIGAN.HUB	33.06	31.72	34.84	25.88	29.23	31.15	84.69	103.70	54.51	70.08	69.82	53.41	64.60	61.91	52.48	40.10	54.46	55.94	75.28	109.22	113.38	74.71	78.85	39.13
MINN.HUB	31.18	29.69	32.60	24.20	27.01	28.53	79.25	111.57	100.47	75.03	72.25	54.94	92.65	61.97	51.90	39.00	51.87	53.79	73.42	110.73	114.88	74.55	79.41	38.35
Forecasted(GW)	67.5	65.9	64.6	64.4	65.3	68.0	73.5	77.6	79.2	79.2	79.0	78.5	77.8	77.1	76.2	75.3	75.0	76.1	79.1	81.3	80.3	78.3	75.3	71.6
(RT) - (DA Load)	-0.57	-0.75	-0.85	-1.04	-0.65	-0.26	1.71	3.11	5.14	3.70	3.12	3.17	3.13	2.89	3.05	2.85	2.61	3.20	2.04	3.81	4.15	3.19	2.28	0.72



MISO Daily Report

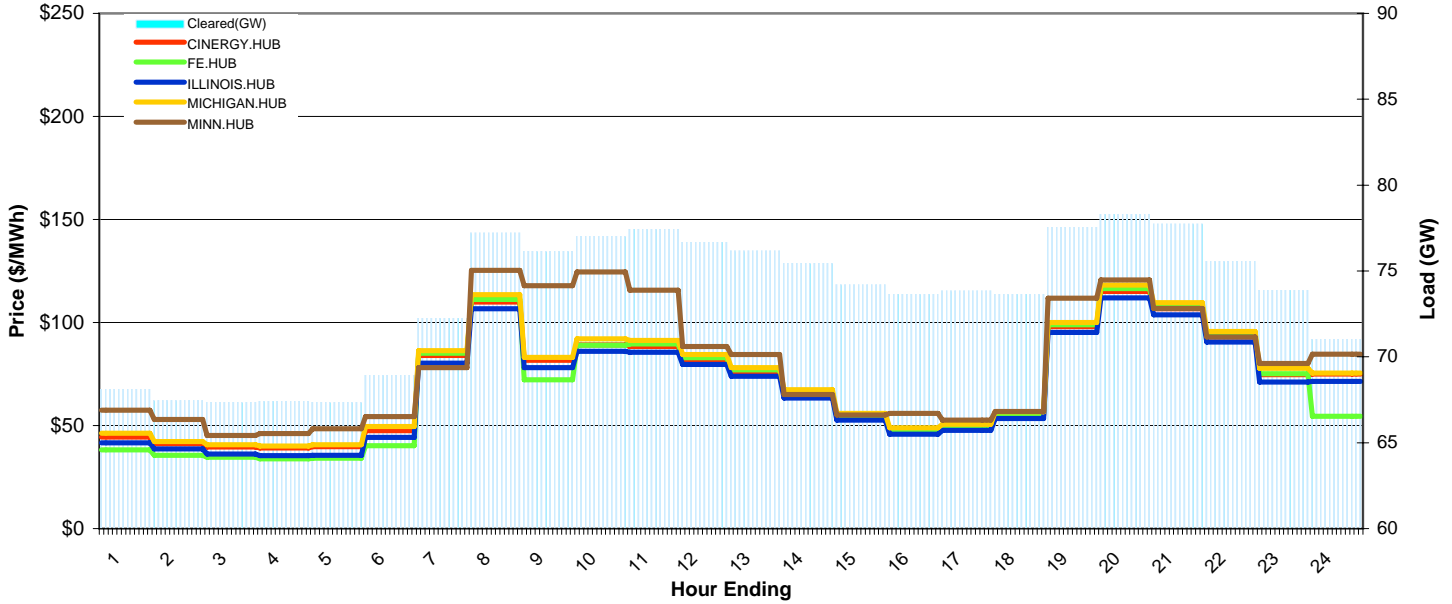
Delivery Day: Wednesday, February 20, 2008

Price Color Codes:



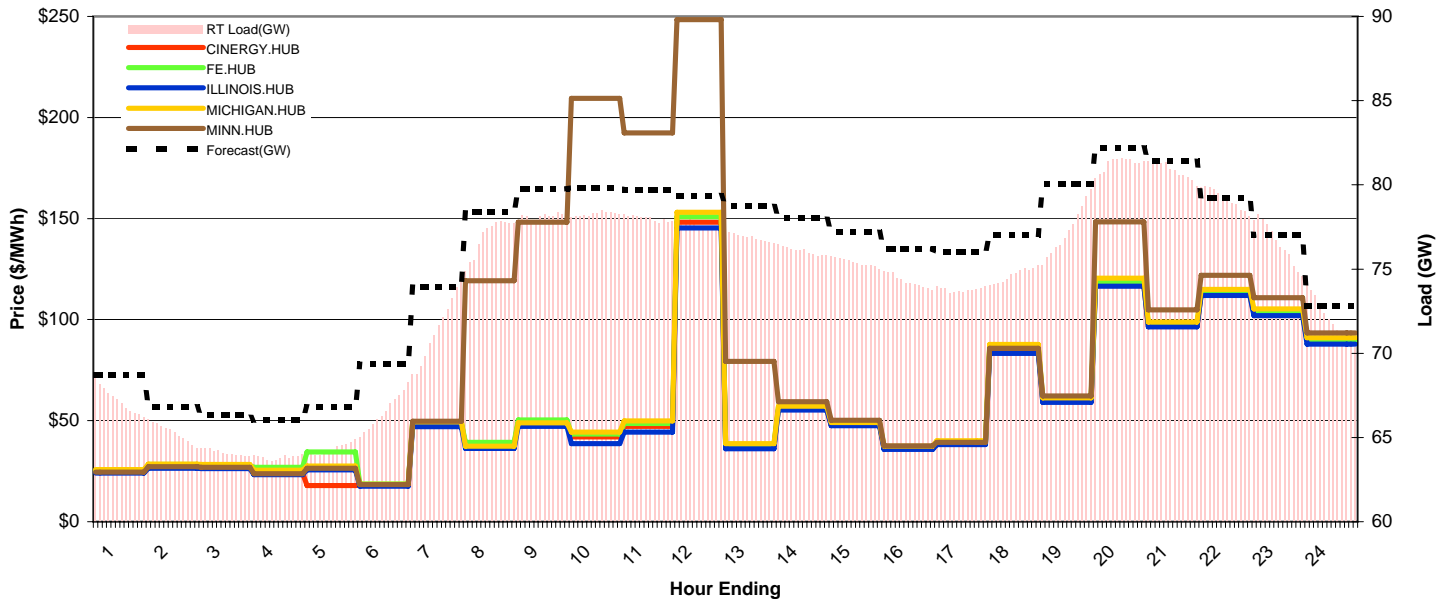
Day-Ahead Prices and Cleared Load

	HE1	HE2	HE3	HE4	HE5	HE6	HE7	HE8	HE9	HE10	HE11	HE12	HE13	HE14	HE15	HE16	HE17	HE18	HE19	HE20	HE21	HE22	HE23	HE24
CINERGY.HUB	44.40	41.14	39.64	39.12	39.72	47.59	83.94	110.00	81.72	89.18	88.36	81.83	75.92	65.13	53.99	47.33	49.02	55.00	98.00	115.06	106.63	92.96	74.63	75.00
FE.HUB	38.27	35.51	34.56	33.85	34.14	40.20	85.06	111.13	72.21	88.97	89.60	82.99	77.01	66.03	54.63	47.78	49.57	55.63	98.84	116.41	107.97	94.12	75.17	54.52
ILLINOIS.HUB	41.54	38.65	36.18	35.40	35.52	44.22	80.22	106.62	78.05	86.03	85.57	79.69	73.87	63.36	52.59	45.83	47.60	53.47	95.22	111.95	103.78	90.47	71.15	71.50
MICHIGAN.HUB	46.25	42.26	40.70	40.07	40.65	49.52	86.27	113.49	83.00	92.09	91.38	84.54	78.06	67.40	55.87	48.85	50.56	56.66	100.05	118.21	109.68	95.65	77.87	75.46
MINN.HUB	57.48	52.94	45.22	46.11	48.46	54.38	78.12	125.28	117.85	124.50	115.69	88.30	84.45	65.13	55.14	55.91	52.59	56.78	111.77	120.62	106.82	92.95	80.19	84.70
Cleared(GW)	68.1	67.5	67.3	67.4	67.4	68.9	72.3	77.2	76.1	77.0	77.4	76.7	76.2	75.4	74.2	73.7	73.8	73.7	77.6	78.3	77.7	75.6	73.9	71.0



Preliminary Real-Time Prices with Forecasted and Actual System Load

	HE1	HE2	HE3	HE4	HE5	HE6	HE7	HE8	HE9	HE10	HE11	HE12	HE13	HE14	HE15	HE16	HE17	HE18	HE19	HE20	HE21	HE22	HE23	HE24
CINERGY.HUB	24.75	27.32	27.14	24.03	17.94	18.01	48.31	38.30	49.12	41.90	47.13	148.21	37.31	55.78	47.86	36.24	38.76	84.59	59.47	116.79	96.60	112.57	102.85	89.26
FE.HUB	25.17	28.41	27.68	26.86	34.46	18.73	49.29	39.34	50.32	43.35	48.59	150.86	38.11	56.61	48.60	36.91	39.55	86.20	60.42	118.54	97.45	113.31	103.13	89.27
ILLINOIS.HUB	24.09	26.50	26.34	23.25	25.71	17.54	46.98	36.33	47.18	38.71	44.29	145.38	36.17	55.32	47.45	35.81	38.17	83.21	59.07	116.52	96.49	111.97	102.03	87.94
MICHIGAN.HUB	25.82	28.57	28.31	25.50	27.59	18.56	49.41	37.37	48.88	44.38	49.80	153.12	38.63	57.23	49.11	37.35	40.09	87.67	61.23	120.46	98.83	114.94	105.34	91.11
MINN.HUB	24.59	27.29	26.97	23.76	26.47	18.31	49.76	119.20	148.18	209.39	192.44	248.41	79.37	59.32	50.22	37.57	39.33	85.89	62.16	148.33	104.82	121.92	110.88	93.46
Forecasted(GW)	68.7	66.8	66.3	66.0	66.8	69.4	74.0	78.4	79.8	79.8	79.7	79.4	78.8	78.0	77.2	76.2	76.0	77.0	80.0	82.2	81.4	79.2	77.0	72.8
(RT) - (DA Load)	-0.92	-2.15	-3.22	-3.60	-3.03	-2.41	-0.90	-0.27	1.97	1.25	0.57	0.94	0.71	0.64	1.21	0.62	-0.07	0.97	-0.27	2.93	3.13	3.61	2.67	1.03



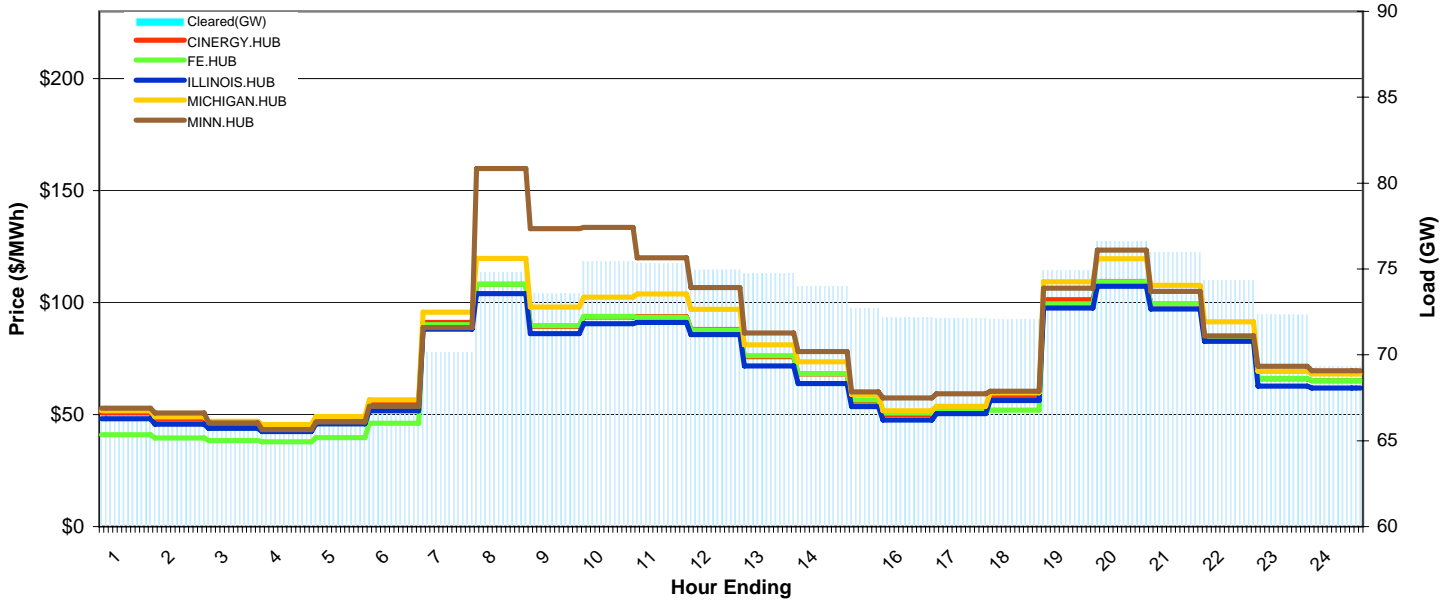
MISO Daily Report

Delivery Day: Thursday, February 21, 2008

Price Color Codes: ≤0 ≥100 ≥200

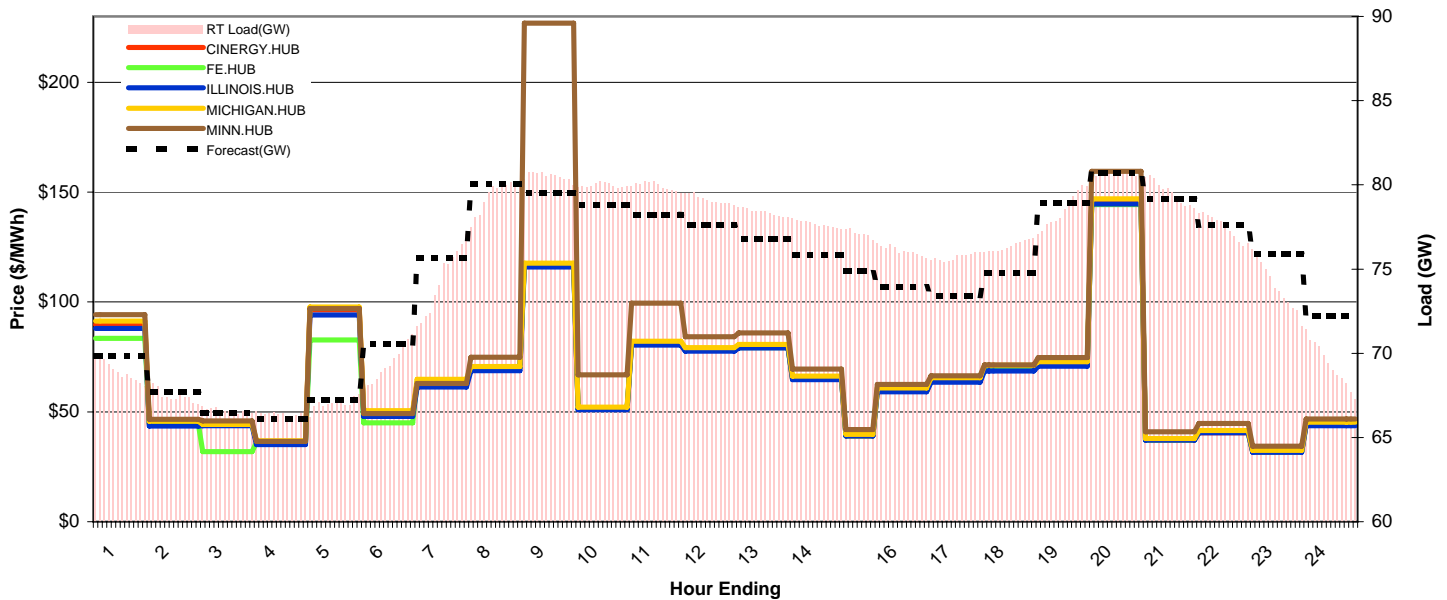
Day-Ahead Prices and Cleared Load

	HE1	HE2	HE3	HE4	HE5	HE6	HE7	HE8	HE9	HE10	HE11	HE12	HE13	HE14	HE15	HE16	HE17	HE18	HE19	HE20	HE21	HE22	HE23	HE24
CINERGY.HUB	50.68	47.99	45.93	44.55	48.17	54.54	91.13	108.14	89.50	93.62	93.67	88.00	75.90	68.11	56.07	50.05	51.98	57.91	101.29	109.37	99.44	84.72	66.05	65.14
FE.HUB	40.95	39.64	38.48	37.90	39.66	46.13	90.16	108.12	89.70	93.85	93.42	87.78	76.29	68.25	56.54	50.68	52.66	51.95	99.46	109.31	99.52	84.82	66.18	65.10
ILLINOIS.HUB	48.19	45.71	43.81	42.40	45.82	51.70	88.11	103.97	86.13	90.62	91.18	85.65	71.74	63.84	53.60	47.60	50.47	56.34	97.52	107.33	97.21	82.71	62.67	61.91
MICHIGAN.HUB	51.75	49.04	46.97	45.63	49.14	56.56	95.66	119.74	98.04	102.44	103.92	97.06	81.15	73.54	58.99	51.74	53.71	59.66	109.24	119.63	107.72	91.48	69.27	68.11
MINN.HUB	52.88	50.68	46.23	43.32	46.72	53.73	88.79	159.84	132.94	133.63	120.00	106.66	86.48	78.09	60.12	57.36	59.24	60.40	106.45	123.44	105.01	85.16	71.64	69.52
Cleared(GW)	66.7	66.2	65.7	65.9	66.1	67.1	70.1	74.8	73.6	75.5	75.3	74.9	74.8	74.0	72.7	72.2	72.1	72.0	74.9	76.6	76.0	74.4	72.3	69.3



Preliminary Real-Time Prices with Forecasted and Actual System Load

	HE1	HE2	HE3	HE4	HE5	HE6	HE7	HE8	HE9	HE10	HE11	HE12	HE13	HE14	HE15	HE16	HE17	HE18	HE19	HE20	HE21	HE22	HE23	HE24
CINERGY.HUB	89.66	44.44	44.61	35.87	96.46	49.53	63.49	70.05	117.47	51.46	81.16	78.16	79.42	64.85	38.99	59.43	64.10	69.57	71.25	144.85	37.14	40.56	31.77	44.22
FE.HUB	83.48	44.51	31.95	36.08	82.74	45.00	63.86	70.13	117.33	51.56	81.23	78.07	79.30	64.87	39.07	59.47	64.06	69.76	71.30	144.36	37.14	40.66	31.76	44.50
ILLINOIS.HUB	87.93	43.54	43.63	35.15	94.14	47.98	61.39	68.79	115.90	51.05	80.46	77.70	79.16	64.65	38.99	59.13	63.46	68.61	70.78	144.62	37.11	40.54	31.60	43.67
MICHIGAN.HUB	91.37	45.74	44.33	36.91	97.75	50.54	64.86	70.69	117.66	52.08	82.21	79.19	80.64	66.32	39.73	60.91	65.51	71.26	72.85	146.99	37.92	41.51	32.44	45.35
MINN.HUB	94.30	46.60	45.91	36.62	96.98	49.18	62.91	74.84	226.92	66.80	99.49	84.13	85.99	69.54	41.95	62.54	66.38	71.31	74.69	159.54	40.92	44.73	34.38	46.81
Forecasted(GW)	69.9	67.7	66.5	66.1	67.2	70.5	75.7	80.0	79.5	78.8	78.2	77.6	76.8	75.9	74.9	73.9	73.4	74.8	78.9	80.7	79.1	77.6	75.9	72.2
(RT) - (DA Load)	2.25	1.27	0.86	0.51	0.92	2.19	4.13	4.54	6.96	4.52	4.59	4.19	3.61	3.67	4.42	3.94	3.58	4.32	3.59	4.02	3.57	3.16	1.63	0.02



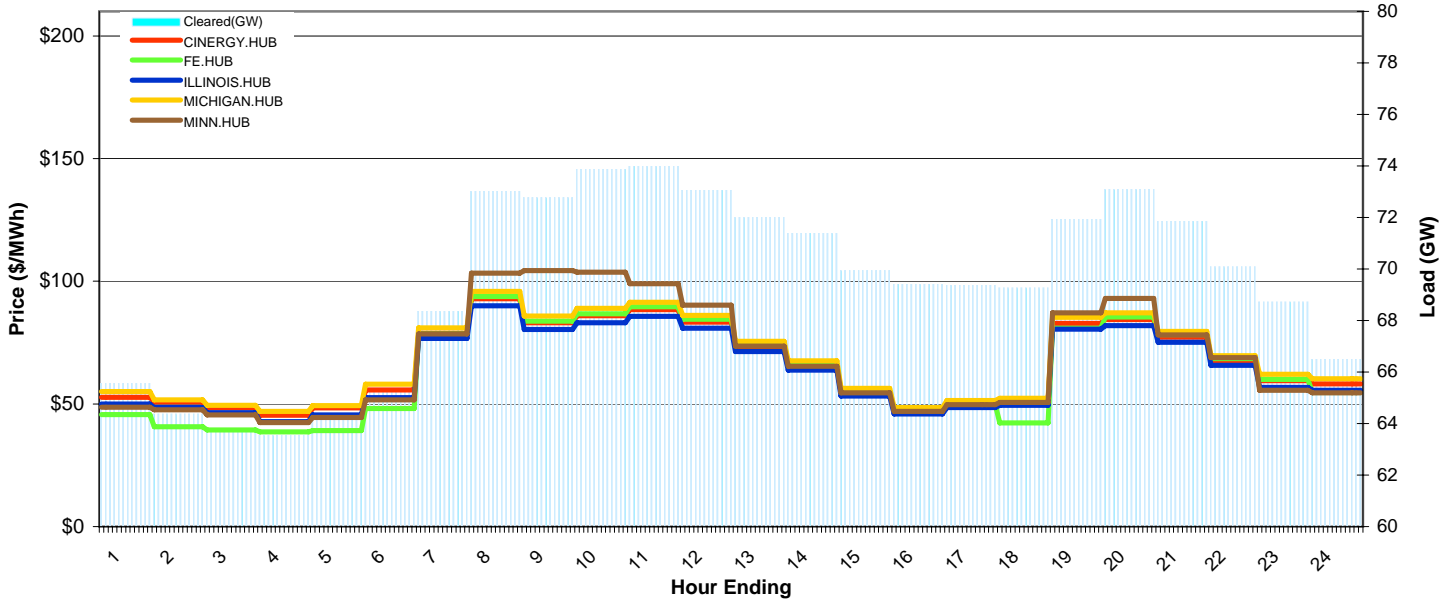
MISO Daily Report

Delivery Day: Friday, February 22, 2008

Price Color Codes: ≤0 ≥100 ≥200

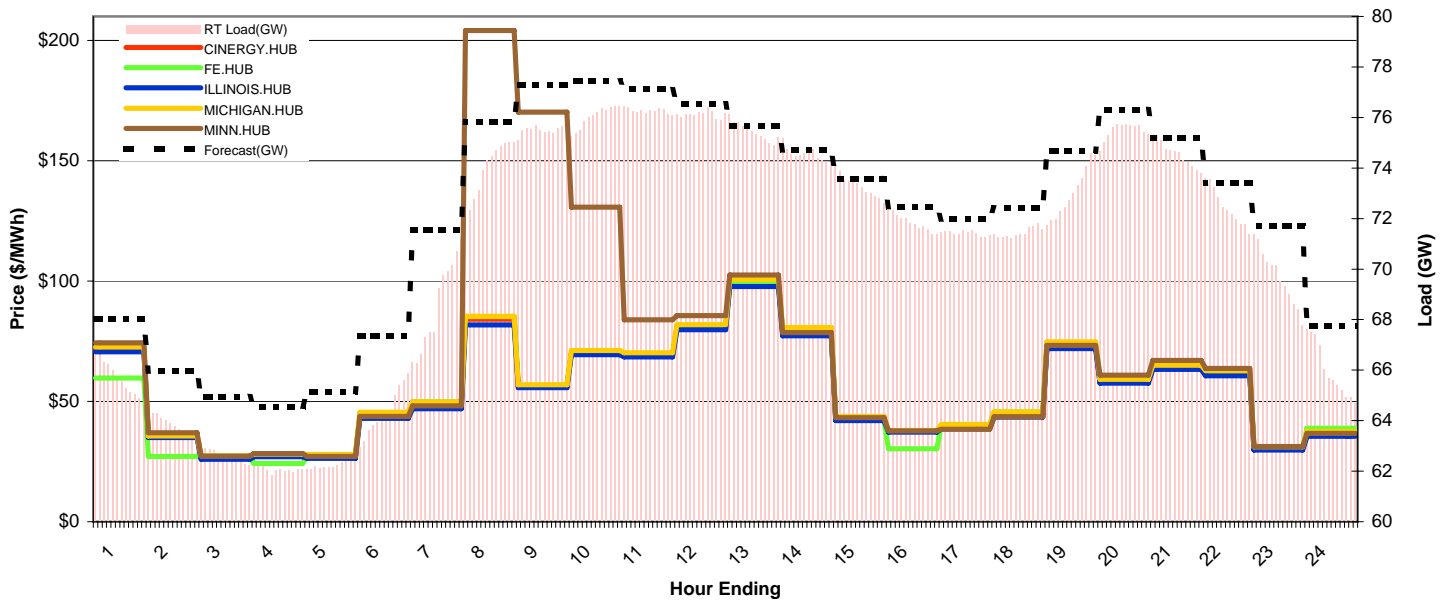
Day-Ahead Prices and Cleared Load

	HE1	HE2	HE3	HE4	HE5	HE6	HE7	HE8	HE9	HE10	HE11	HE12	HE13	HE14	HE15	HE16	HE17	HE18	HE19	HE20	HE21	HE22	HE23	HE24
CINERGY.HUB	52.75	50.86	48.56	45.40	48.37	55.73	78.77	92.84	83.15	86.01	88.45	83.39	73.28	65.56	54.71	47.11	49.88	50.74	82.77	84.42	77.23	67.62	59.46	58.23
FE.HUB	45.66	40.69	39.33	38.64	39.12	48.11	78.56	93.79	83.78	86.75	89.67	84.51	74.20	66.38	55.40	47.70	49.67	42.23	80.92	85.50	78.21	68.47	60.05	54.62
ILLINOIS.HUB	49.90	48.58	46.38	42.75	45.56	52.53	76.67	89.98	80.35	83.14	85.74	80.93	71.31	63.81	53.25	45.86	48.55	49.39	80.42	81.88	75.14	65.76	56.77	55.60
MICHIGAN.HUB	55.07	51.71	49.44	46.95	49.24	58.10	80.98	95.85	85.84	88.92	91.39	86.04	75.48	67.53	56.35	48.53	51.38	52.25	85.34	87.13	79.57	69.67	62.10	60.26
MINN.HUB	48.71	47.67	45.51	42.36	44.54	51.69	78.52	103.35	104.30	103.70	98.94	90.29	73.57	65.34	54.53	46.96	49.72	50.56	87.12	92.99	78.11	68.90	55.56	54.47
Cleared(GW)	65.5	64.4	63.8	63.5	64.2	65.2	68.4	73.0	72.8	73.9	74.0	73.1	72.0	71.4	69.9	69.4	69.4	69.3	71.9	73.1	71.9	70.1	68.7	66.5



Preliminary Real-Time Prices with Forecasted and Actual System Load

	HE1	HE2	HE3	HE4	HE5	HE6	HE7	HE8	HE9	HE10	HE11	HE12	HE13	HE14	HE15	HE16	HE17	HE18	HE19	HE20	HE21	HE22	HE23	HE24
CINERGY.HUB	72.00	35.58	26.45	27.51	26.99	44.15	48.30	84.18	56.52	70.04	69.20	80.78	99.15	78.73	42.71	37.67	39.42	44.42	73.19	58.26	63.93	61.45	30.22	36.09
FE.HUB	59.74	27.13	27.15	24.25	26.91	44.72	49.91	85.23	56.62	70.25	69.44	81.13	99.55	79.26	42.14	30.27	40.14	45.59	74.44	58.67	64.45	62.18	30.67	38.84
ILLINOIS.HUB	70.62	35.00	25.94	27.00	26.39	43.01	46.95	81.84	55.67	69.41	68.54	79.80	97.77	77.28	42.03	37.20	38.63	43.53	71.98	57.64	63.27	60.64	29.84	35.47
MICHIGAN.HUB	72.64	35.69	27.37	28.06	27.89	45.52	49.80	85.38	56.88	71.15	70.23	81.89	100.73	80.70	43.69	37.85	40.41	45.63	74.72	59.17	64.99	62.72	31.08	37.47
MINN.HUB	74.32	37.01	27.24	28.34	27.19	43.78	48.10	204.10	170.23	130.78	83.89	85.63	102.59	78.60	43.22	37.80	38.48	43.57	73.33	60.93	66.98	63.65	31.24	36.74
Forecasted(GW)	68.0	65.9	65.0	64.6	65.1	67.4	71.6	75.8	77.3	77.4	77.1	76.5	75.7	74.7	73.6	72.5	72.0	72.4	74.7	76.3	75.2	73.4	71.7	67.7
(RT) - (DA Load)	0.16	-0.54	-1.12	-1.46	-1.86	-0.89	0.18	0.92	2.71	2.15	2.27	3.07	3.44	3.16	3.34	2.44	2.04	2.17	1.08	2.36	2.69	2.37	0.99	-0.50



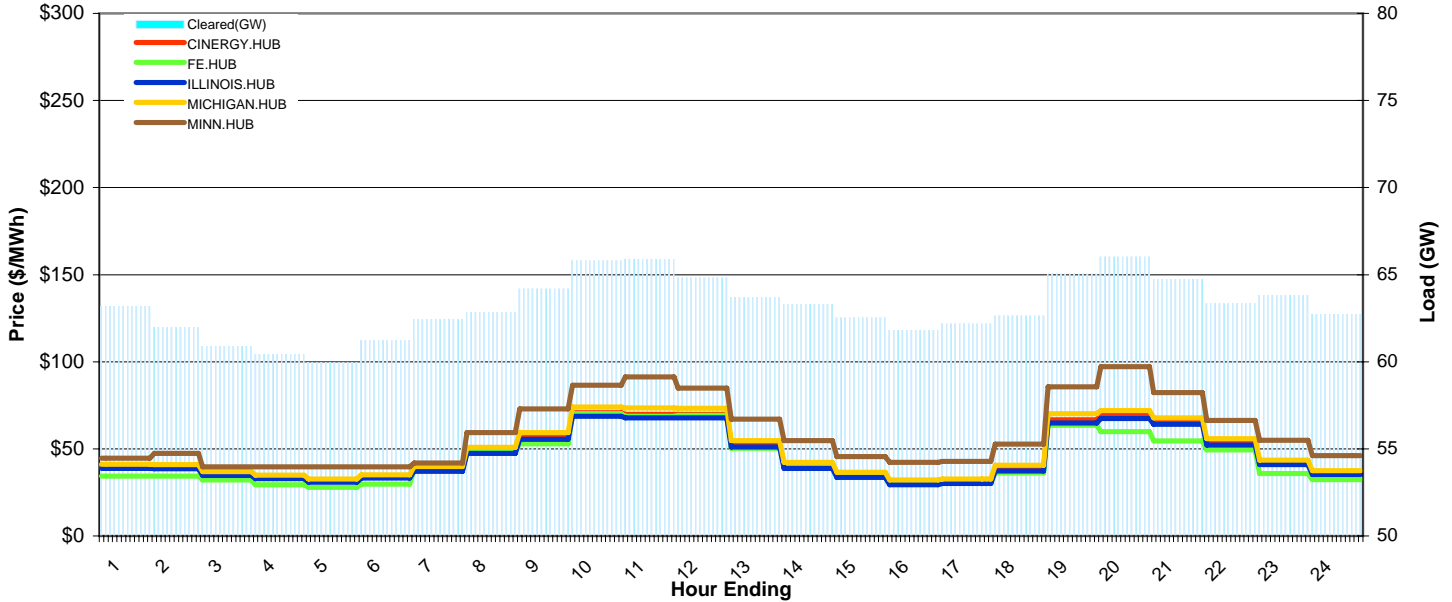
MISO Daily Report

Delivery Day: Saturday, February 23, 2008

Price Color Codes: ≤0 ≥100 ≥200

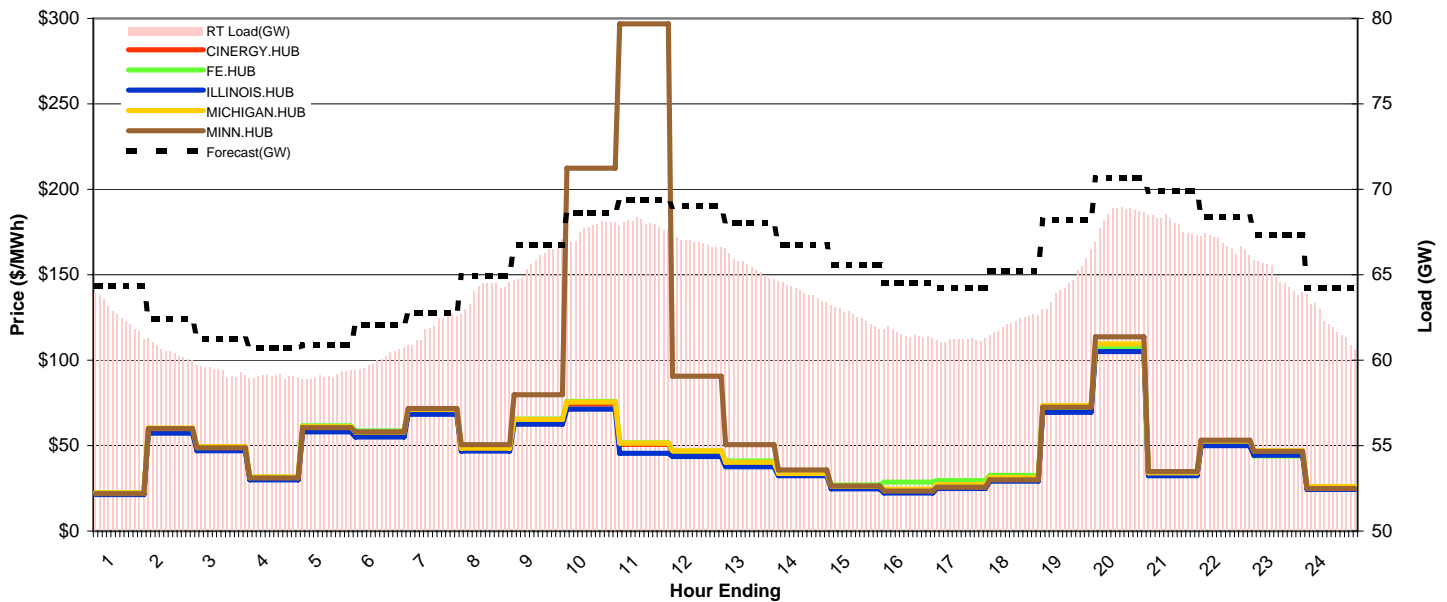
Day-Ahead Prices and Cleared Load

	HE1	HE2	HE3	HE4	HE5	HE6	HE7	HE8	HE9	HE10	HE11	HE12	HE13	HE14	HE15	HE16	HE17	HE18	HE19	HE20	HE21	HE22	HE23	HE24
CINERGY.HUB	40.09	39.94	35.89	34.00	31.90	34.38	38.03	48.50	56.94	70.71	69.90	69.84	52.48	40.00	34.70	30.37	31.14	38.55	66.72	69.57	66.02	53.71	42.39	36.49
FE.HUB	34.40	34.33	32.07	29.46	27.88	29.74	38.23	48.40	52.89	70.25	68.73	69.21	50.38	40.72	35.33	30.75	30.49	36.28	63.57	59.96	54.58	49.41	35.89	32.38
ILLINOIS.HUB	38.75	38.59	34.80	32.95	30.91	33.29	37.18	47.43	55.40	68.77	67.86	67.88	51.02	38.74	33.66	29.41	30.19	37.35	64.79	67.38	64.18	52.24	40.94	35.29
MICHIGAN.HUB	41.12	40.98	36.87	34.83	32.73	35.18	39.85	50.97	59.25	74.11	73.48	73.21	54.83	42.18	36.55	32.10	32.70	40.62	70.18	72.07	67.75	55.77	43.48	37.45
MINN.HUB	44.61	47.34	39.63	39.67	39.71	39.66	41.86	59.34	72.86	86.47	91.35	84.96	67.00	54.67	45.54	42.20	42.87	52.70	85.62	97.18	82.27	66.41	55.00	46.13
Cleared(GW)	63.2	62.0	60.9	60.4	60.0	61.3	62.4	62.8	64.2	65.8	65.9	64.8	63.7	63.3	62.5	61.8	62.2	62.6	65.0	66.0	64.7	63.3	63.8	62.7



Preliminary Real-Time Prices with Forecasted and Actual System Load

	HE1	HE2	HE3	HE4	HE5	HE6	HE7	HE8	HE9	HE10	HE11	HE12	HE13	HE14	HE15	HE16	HE17	HE18	HE19	HE20	HE21	HE22	HE23	HE24
CINERGY.HUB	21.71	58.47	47.92	30.26	58.76	55.80	69.36	47.43	64.36	74.42	50.80	45.98	39.00	33.03	25.34	22.78	25.51	29.86	71.06	106.33	33.00	50.97	45.40	24.85
FE.HUB	22.51	59.95	48.77	31.55	61.60	58.55	70.21	48.15	65.54	75.81	51.63	46.86	40.94	33.75	26.98	28.70	29.52	32.54	72.18	107.89	33.40	51.51	44.05	26.12
ILLINOIS.HUB	21.41	57.35	46.96	29.94	57.99	55.06	68.42	46.91	62.48	71.41	45.48	43.60	37.72	32.46	24.80	22.25	24.92	29.14	69.56	105.11	32.38	49.92	44.46	24.33
MICHIGAN.HUB	22.51	60.24	49.44	31.63	61.02	57.79	71.17	48.42	65.37	75.41	51.42	46.99	40.27	33.77	26.29	24.55	27.06	31.24	73.33	109.59	34.02	52.58	47.06	26.07
MINN.HUB	21.94	59.93	48.72	31.14	60.49	58.08	71.74	50.65	79.86	212.36	296.79	90.55	50.57	35.81	26.35	23.44	25.66	29.90	72.53	113.66	34.86	53.15	46.69	24.84
Forecasted(GW)	64.4	62.4	61.3	60.7	60.9	62.0	62.8	64.9	66.8	68.6	69.4	69.0	68.0	66.8	65.6	64.5	64.2	65.2	68.2	70.6	69.9	68.4	67.3	64.3
(RT) - (DA Load)	-0.56	-1.47	-1.52	-1.39	-0.88	-1.22	-0.57	1.18	1.63	1.91	2.12	2.08	1.83	0.73	0.04	-0.26	-1.00	-0.48	-0.56	2.48	3.24	3.48	1.04	-0.57



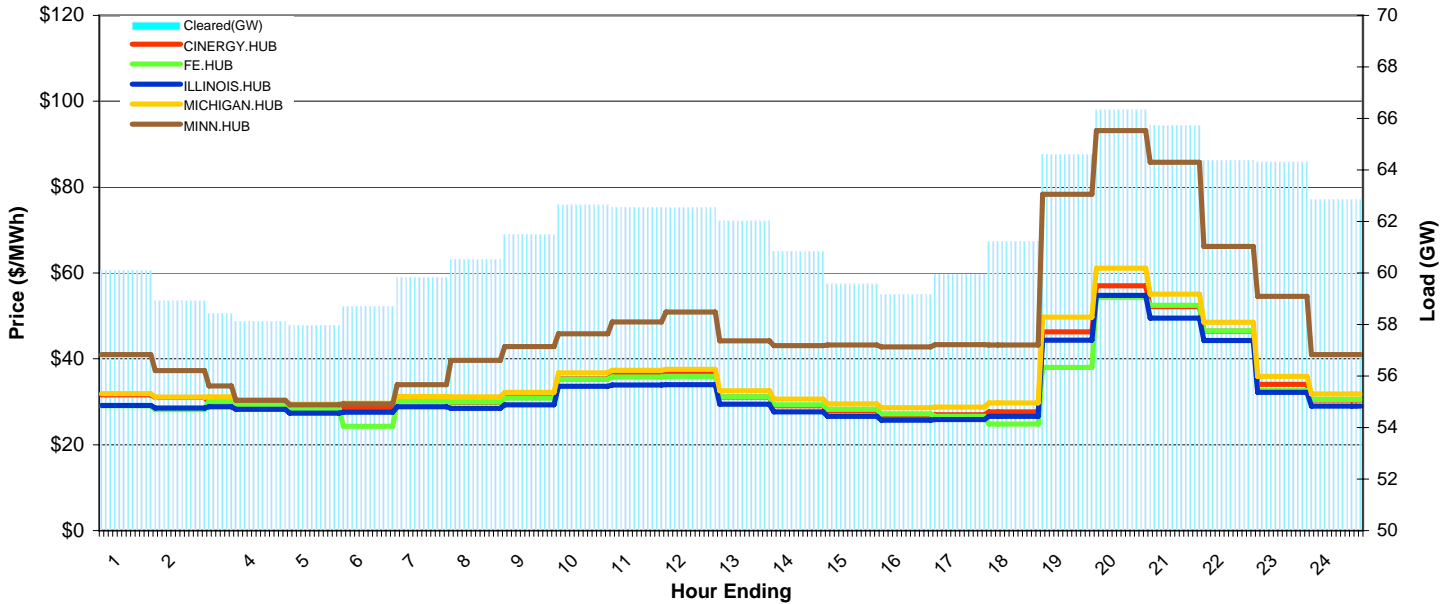
MISO Daily Report

Delivery Day: Sunday, February 24, 2008

Price Color Codes: ≤0 ≥100 ≥200

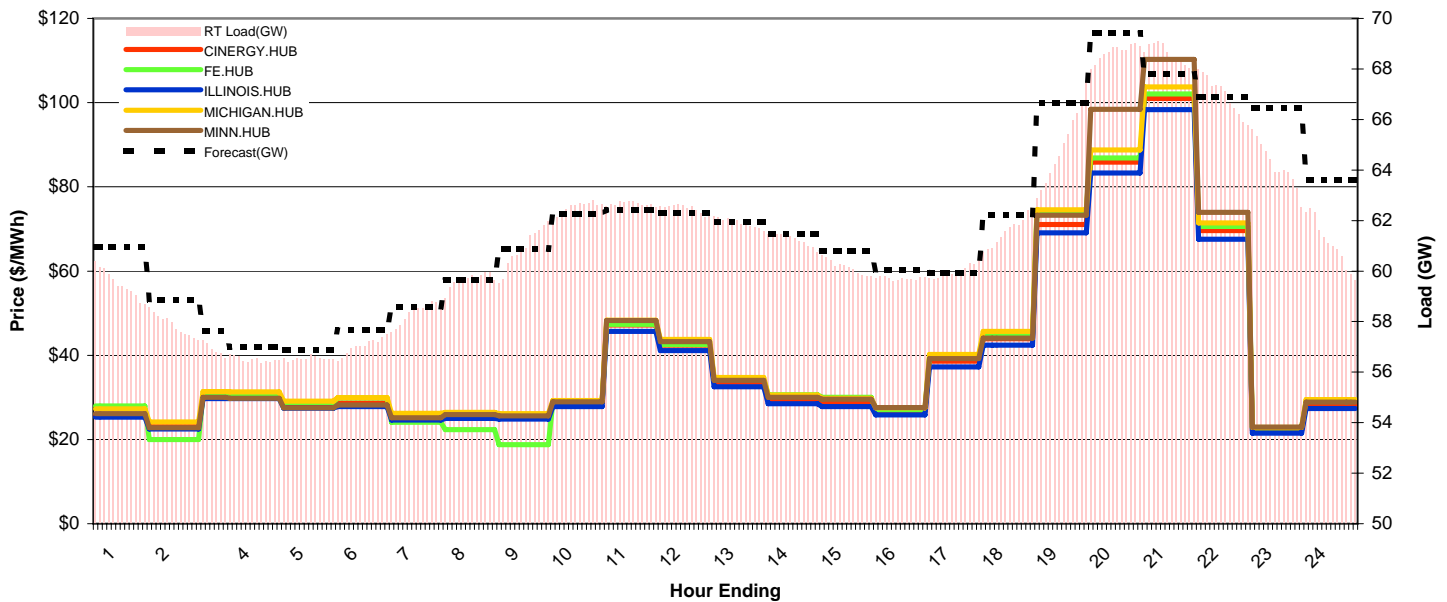
Day-Ahead Prices and Cleared Load

	HE1	HE2	HE3	HE4	HE5	HE6	HE7	HE8	HE9	HE10	HE11	HE12	HE13	HE14	HE15	HE16	HE17	HE18	HE19	HE20	HE21	HE22	HE23	HE24
CINERGY.HUB	31.58	31.02	29.99	29.28	28.27	28.55	30.44	29.89	31.03	35.35	36.19	36.75	31.08	29.08	27.91	26.78	26.95	27.65	46.25	57.05	52.19	46.40	34.08	30.38
FE.HUB	29.07	28.20	30.09	29.37	28.42	24.28	30.14	29.93	30.84	35.29	35.78	35.95	31.15	29.30	28.22	27.24	26.63	24.84	38.02	54.34	52.45	46.51	32.68	30.56
ILLINOIS.HUB	29.11	28.52	28.87	28.28	27.37	27.58	28.88	28.50	29.26	33.58	33.90	34.00	29.43	27.67	26.63	25.69	25.89	26.59	44.35	54.76	49.46	44.26	32.20	28.97
MICHIGAN.HUB	31.87	31.06	31.17	30.39	29.41	29.66	31.26	31.15	32.17	36.76	37.33	37.54	32.60	30.66	29.55	28.59	28.78	29.72	49.69	61.14	55.05	48.55	35.93	31.80
MINN.HUB	41.02	37.29	33.69	30.31	29.27	29.52	34.02	39.64	42.88	45.82	48.60	50.93	44.18	43.09	43.24	42.76	43.34	43.20	78.33	93.20	85.79	66.20	54.56	41.02
Cleared(GW)	60.1	58.9	58.4	58.1	58.0	58.7	59.8	60.5	61.5	62.6	62.6	62.5	62.0	60.8	59.6	59.2	59.9	61.2	64.6	66.3	65.7	64.4	64.3	62.8



Preliminary Real-Time Prices with Forecasted and Actual System Load

	HE1	HE2	HE3	HE4	HE5	HE6	HE7	HE8	HE9	HE10	HE11	HE12	HE13	HE14	HE15	HE16	HE17	HE18	HE19	HE20	HE21	HE22	HE23	HE24
CINERGY.HUB	25.90	23.05	30.44	30.43	28.16	28.66	25.41	25.81	25.67	28.74	47.16	42.42	33.56	29.40	28.70	26.65	38.57	43.90	71.09	85.84	100.99	69.58	22.14	28.25
FE.HUB	27.96	19.99	30.72	30.69	28.83	29.90	24.08	22.33	18.74	28.91	47.32	42.55	34.27	30.65	30.03	27.09	39.48	44.81	74.30	86.90	102.08	70.60	22.75	29.12
ILLINOIS.HUB	25.27	22.47	29.69	29.68	27.44	27.78	24.59	24.98	24.82	27.83	45.70	41.09	32.51	28.51	27.83	25.83	37.21	42.43	69.10	83.29	98.35	67.53	21.47	27.33
MICHIGAN.HUB	27.32	24.18	31.41	31.32	29.12	29.96	26.21	26.45	26.11	29.23	48.36	43.77	34.73	30.53	29.81	27.53	40.21	45.69	74.54	88.74	103.74	71.46	22.89	29.47
MINN.HUB	26.17	22.83	30.02	29.78	27.49	28.21	25.19	25.90	25.61	28.95	48.26	43.27	34.03	29.99	29.57	27.57	39.18	44.07	73.24	98.39	110.29	73.93	22.94	28.91
Forecasted(GW)	60.9	58.9	57.6	57.0	56.9	57.7	58.6	59.6	60.9	62.3	62.4	62.3	62.0	61.5	60.8	60.0	59.9	62.2	66.7	69.4	67.8	66.9	66.5	63.6
(RT) - (DA Load)	-0.60	-1.07	-1.53	-1.63	-1.45	-1.68	-1.50	-0.89	-0.60	-0.13	0.10	-0.07	-0.11	0.40	0.58	0.54	0.03	0.35	0.33	2.33	2.84	2.58	-0.12	-1.74



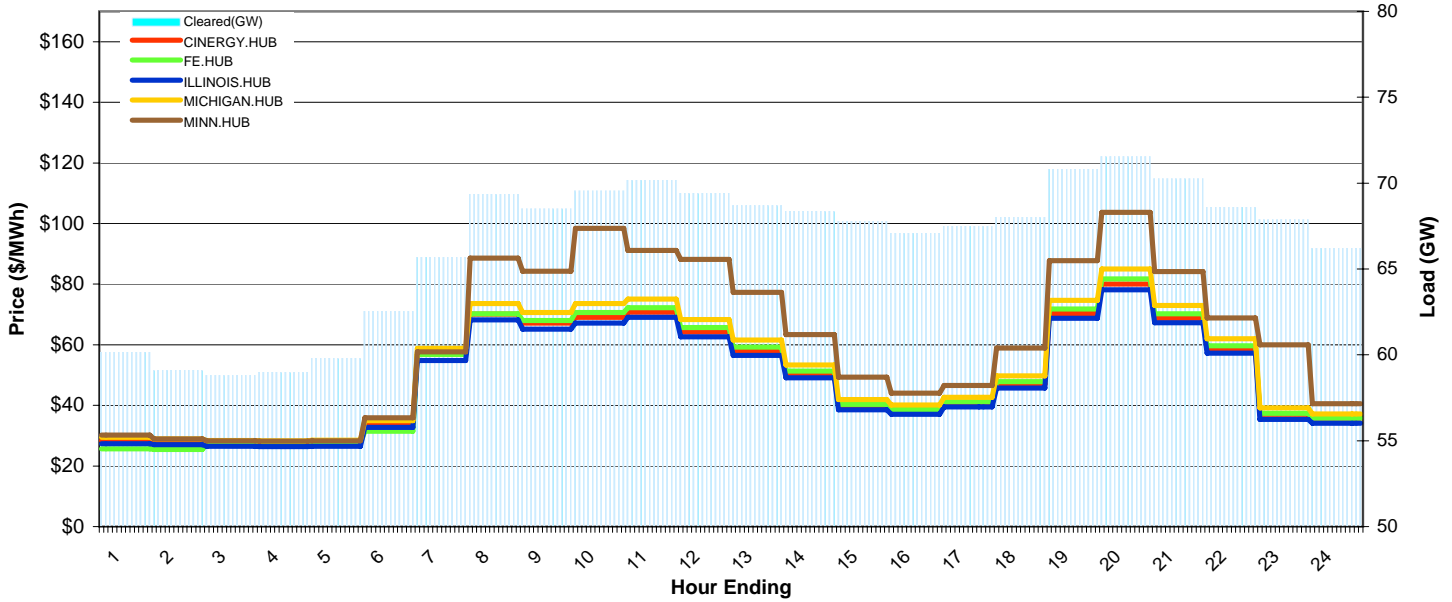
MISO Daily Report

Delivery Day: Monday, February 25, 2008

Price Color Codes: ≤0 ≥100 ≥200

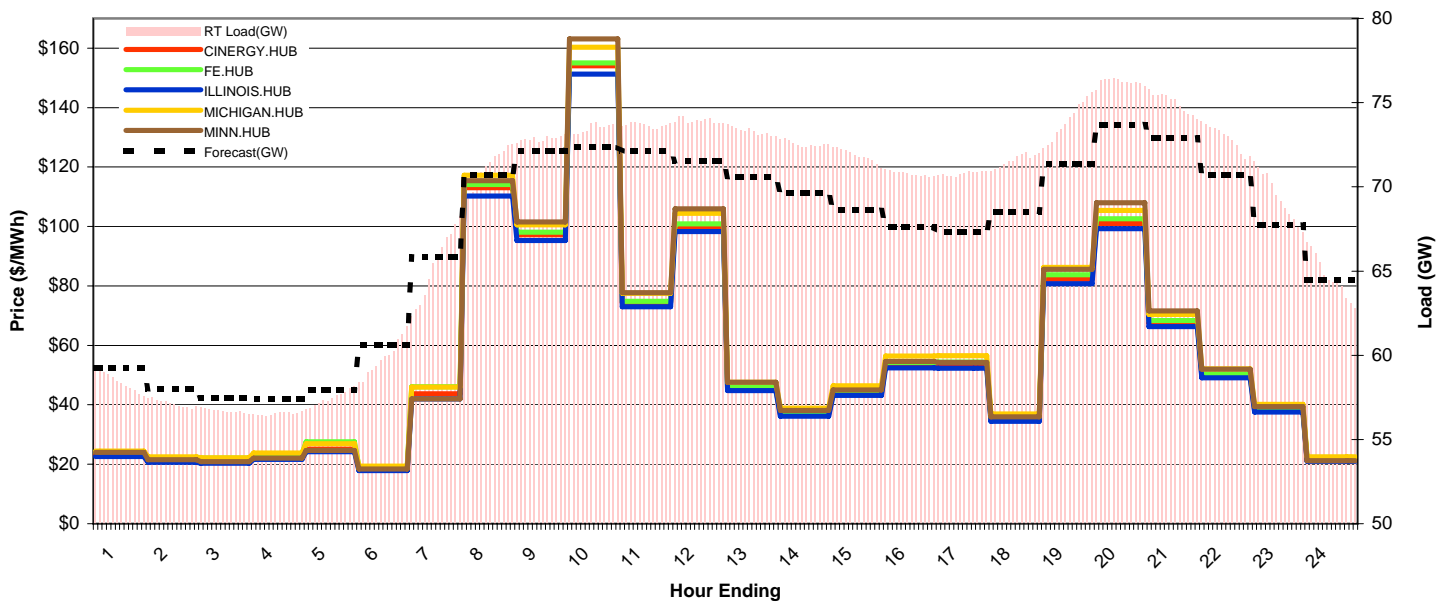
Day-Ahead Prices and Cleared Load

	HE1	HE2	HE3	HE4	HE5	HE6	HE7	HE8	HE9	HE10	HE11	HE12	HE13	HE14	HE15	HE16	HE17	HE18	HE19	HE20	HE21	HE22	HE23	HE24
CINERGY.HUB	28.36	28.21	27.57	27.48	27.42	34.15	56.94	70.12	67.17	69.09	70.73	64.25	57.97	50.22	39.60	37.95	40.37	46.95	70.36	80.00	68.76	58.50	37.06	35.78
FE.HUB	25.61	25.44	27.21	27.38	27.51	31.44	56.80	70.21	68.04	70.69	72.27	65.68	59.20	51.32	40.33	38.60	41.14	47.80	71.79	81.77	70.22	59.67	37.39	35.77
ILLINOIS.HUB	27.38	27.03	26.51	26.42	26.51	32.69	54.80	68.21	65.16	67.19	69.10	62.59	56.50	49.12	38.54	37.04	39.49	45.77	68.73	78.13	67.26	57.28	35.40	34.14
MICHIGAN.HUB	29.46	28.96	28.44	28.34	28.47	34.91	58.83	73.63	70.66	73.55	75.08	68.31	61.54	53.30	41.92	40.08	42.70	49.74	74.70	85.02	72.93	61.95	39.18	37.16
MINN.HUB	30.22	28.91	28.32	28.21	28.33	35.94	57.67	88.58	84.22	98.45	91.12	88.12	77.32	63.40	49.31	43.99	46.60	58.89	87.78	103.68	84.11	68.82	60.00	40.55
Cleared(GW)	60.2	59.1	58.8	59.0	59.8	62.5	65.7	69.3	68.5	69.5	70.2	69.4	68.7	68.4	67.8	67.1	67.5	68.0	70.8	71.5	70.3	68.6	67.9	66.2



Preliminary Real-Time Prices with Forecasted and Actual System Load

	HE1	HE2	HE3	HE4	HE5	HE6	HE7	HE8	HE9	HE10	HE11	HE12	HE13	HE14	HE15	HE16	HE17	HE18	HE19	HE20	HE21	HE22	HE23	HE24
CINERGY.HUB	23.39	21.44	21.04	22.44	25.12	18.53	43.73	113.00	97.22	154.11	74.38	99.80	45.38	36.82	43.95	53.37	53.41	35.06	82.25	101.00	67.44	49.72	38.18	21.43
FE.HUB	24.10	21.90	22.04	23.41	27.54	19.08	46.04	114.11	98.03	155.05	74.84	100.86	45.88	37.31	44.61	54.25	54.33	35.66	83.80	102.60	68.35	50.36	38.70	22.28
ILLINOIS.HUB	22.57	20.71	20.34	21.67	24.21	17.84	42.00	110.21	95.29	151.31	72.97	98.27	44.76	36.22	43.17	52.39	52.29	34.44	80.71	99.27	66.36	49.08	37.59	20.98
MICHIGAN.HUB	24.49	22.47	22.23	23.81	26.93	19.43	45.94	117.22	100.54	160.34	77.49	104.46	47.56	38.85	46.41	56.45	56.56	36.94	86.19	105.36	70.37	52.09	40.17	22.54
MINN.HUB	24.05	21.57	20.90	22.07	24.62	18.38	41.97	115.42	101.58	163.06	77.69	105.93	47.62	38.10	45.04	54.54	54.30	35.91	85.54	108.03	71.56	52.01	39.39	21.21
Forecasted(GW)	59.3	58.0	57.5	57.4	57.9	60.6	65.8	70.7	72.2	72.3	72.1	71.5	70.6	69.6	68.6	67.6	67.4	68.5	71.4	73.7	72.9	70.7	67.7	64.5
(RT) - (DA Load)	-1.71	-1.96	-2.09	-2.44	-2.35	-2.68	-0.33	1.67	4.34	3.92	3.48	4.52	4.62	4.20	4.09	3.70	3.29	3.58	3.12	4.67	4.73	4.29	1.56	-1.54



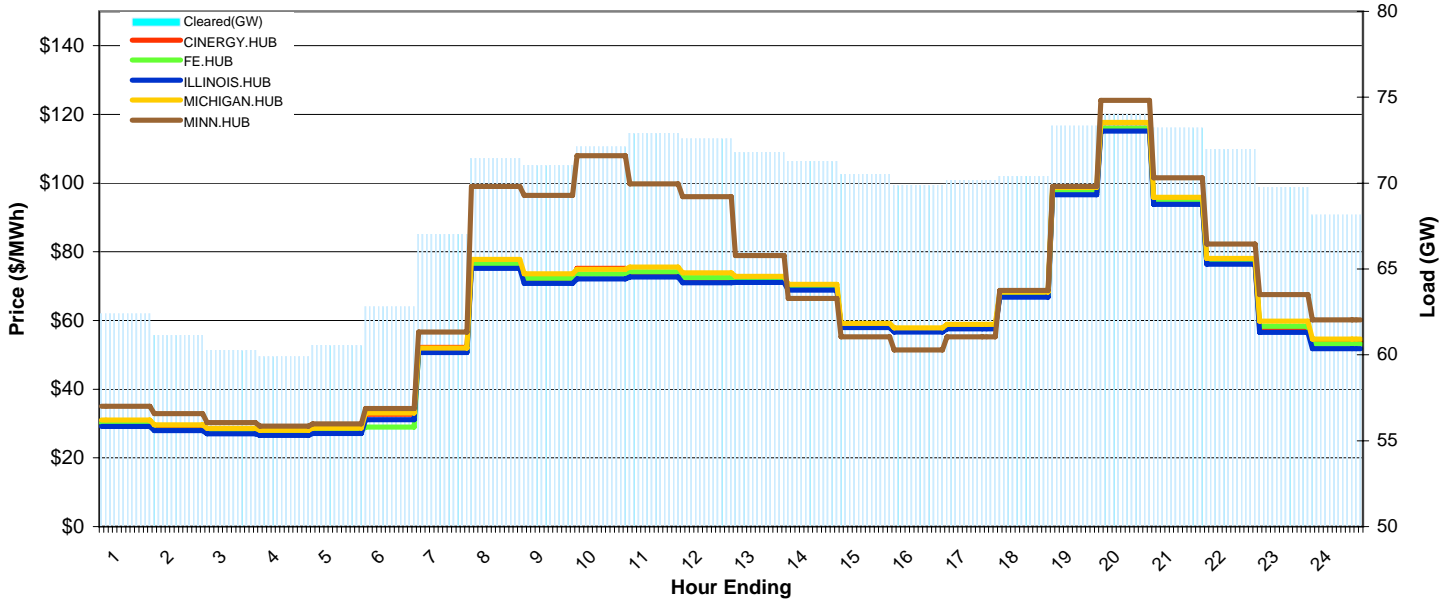
MISO Daily Report

Delivery Day: Tuesday, February 26, 2008

Price Color Codes: ≤0 ≥100 ≥200

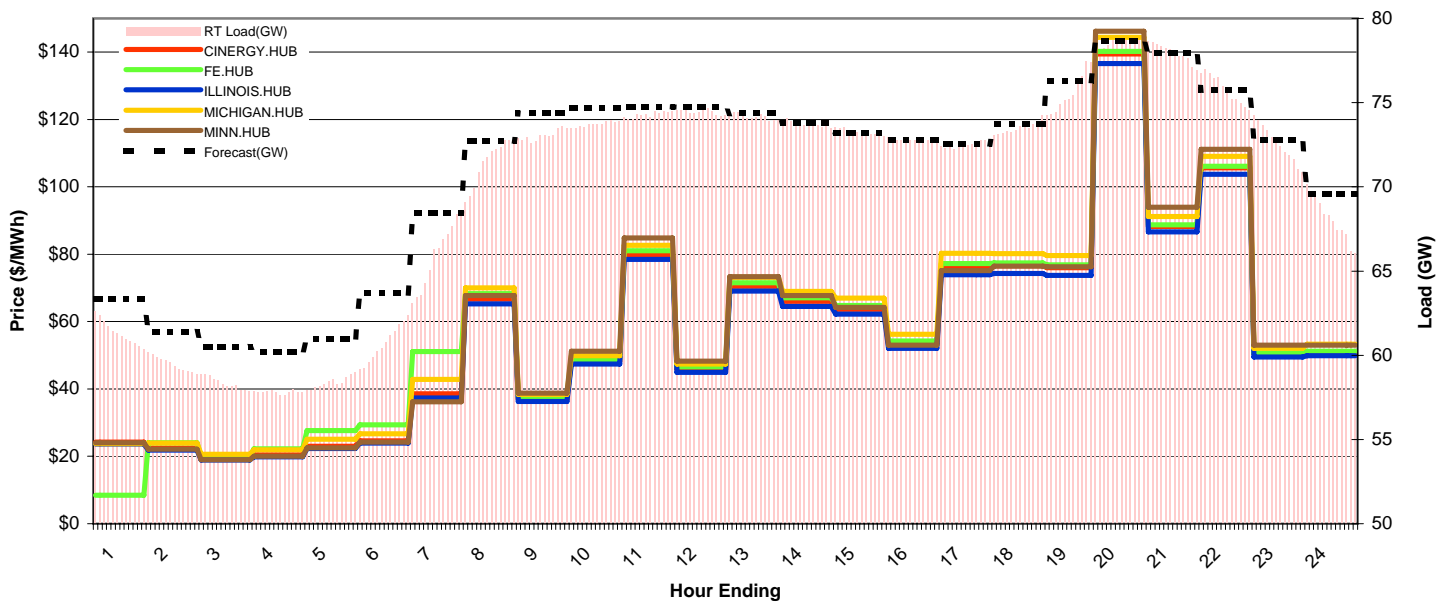
Day-Ahead Prices and Cleared Load

	HE1	HE2	HE3	HE4	HE5	HE6	HE7	HE8	HE9	HE10	HE11	HE12	HE13	HE14	HE15	HE16	HE17	HE18	HE19	HE20	HE21	HE22	HE23	HE24
CINERGY.HUB	30.79	29.36	28.00	27.62	28.10	32.73	52.16	76.22	71.88	75.14	73.81	72.07	71.55	69.19	58.24	57.00	58.01	67.29	97.30	116.03	94.58	76.96	57.95	53.85
FE.HUB	30.16	28.09	27.79	27.31	27.91	28.93	51.13	76.48	72.34	73.54	74.19	72.52	71.76	69.42	58.33	56.99	58.00	67.29	97.32	115.97	94.54	76.92	58.31	53.16
ILLINOIS.HUB	29.18	27.91	27.00	26.58	27.07	31.14	50.65	75.18	70.85	72.08	72.64	71.00	71.10	68.85	57.93	56.60	57.60	66.82	96.64	115.14	93.85	76.37	56.57	51.77
MICHIGAN.HUB	31.07	29.64	28.56	28.04	28.66	33.03	51.95	77.79	73.64	74.93	75.54	73.84	72.84	70.55	59.18	57.82	58.84	68.27	98.73	117.64	95.91	78.03	59.85	54.56
MINN.HUB	35.05	32.88	30.32	29.27	29.95	34.36	56.62	99.00	96.42	107.96	99.81	96.04	78.94	66.41	55.27	51.47	55.28	68.72	99.02	124.07	101.54	82.29	67.53	60.22
Cleared(GW)	62.4	61.1	60.3	59.9	60.6	62.8	67.0	71.4	71.0	72.1	72.9	72.6	71.8	71.3	70.5	69.9	70.2	70.4	73.3	74.0	73.2	72.0	69.8	68.2



Preliminary Real-Time Prices with Forecasted and Actual System Load

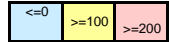
	HE1	HE2	HE3	HE4	HE5	HE6	HE7	HE8	HE9	HE10	HE11	HE12	HE13	HE14	HE15	HE16	HE17	HE18	HE19	HE20	HE21	HE22	HE23	HE24
CINERGY.HUB	24.27	22.43	19.47	20.43	22.95	24.57	38.57	66.69	36.92	48.16	79.87	45.81	70.46	66.02	63.66	53.38	76.10	76.58	75.98	139.41	88.27	105.67	50.42	51.00
FE.HUB	8.49	24.02	19.82	22.25	27.67	29.39	51.13	68.26	37.43	48.78	81.01	46.57	71.54	67.11	64.76	54.24	77.24	77.46	76.82	140.19	88.77	106.11	50.61	51.18
ILLINOIS.HUB	23.69	21.86	18.92	19.87	22.35	23.91	37.37	65.31	36.27	47.38	78.49	44.98	69.06	64.54	62.26	52.04	73.94	74.26	73.76	136.60	86.63	103.70	49.53	49.84
MICHIGAN.HUB	23.73	23.93	20.62	21.98	25.10	26.69	42.85	69.98	38.38	49.88	82.68	47.45	73.18	68.99	66.96	56.27	80.27	80.18	79.56	144.39	91.17	109.09	52.10	53.25
MINN.HUB	24.00	22.14	18.96	20.03	22.56	24.26	36.22	67.72	38.75	51.17	84.80	48.23	73.37	67.72	64.24	52.99	75.12	76.44	76.27	146.23	93.98	111.14	52.97	53.04
Forecasted(GW)	63.3	61.4	60.5	60.2	61.0	63.7	68.4	72.7	74.4	74.7	74.8	74.7	74.3	73.8	73.2	72.8	72.5	73.7	76.3	78.7	77.9	75.7	72.8	69.6
(RT) - (DA Load)	-1.06	-1.66	-1.93	-2.08	-2.17	-2.11	-1.13	0.04	2.04	1.60	1.38	1.88	2.39	2.45	2.74	2.93	2.32	3.08	2.25	4.58	4.75	3.86	2.79	-0.06



MISO Daily Report

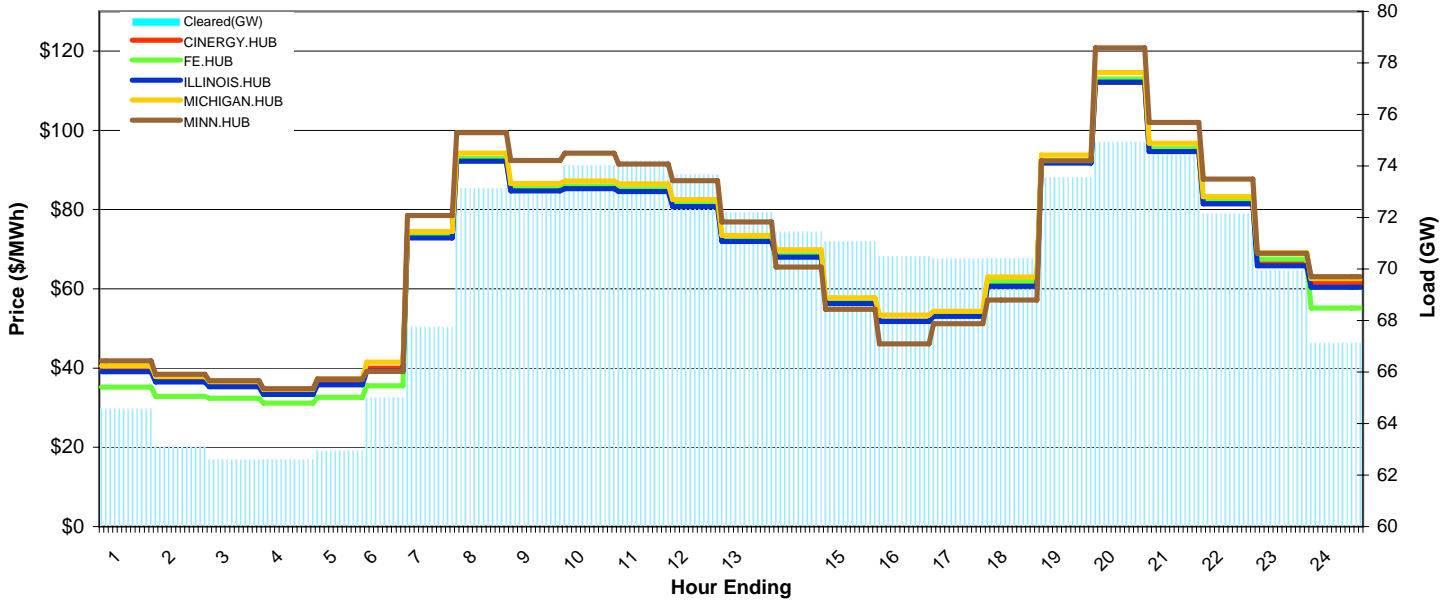
Delivery Day: Wednesday, February 27, 2008

Price Color Codes:



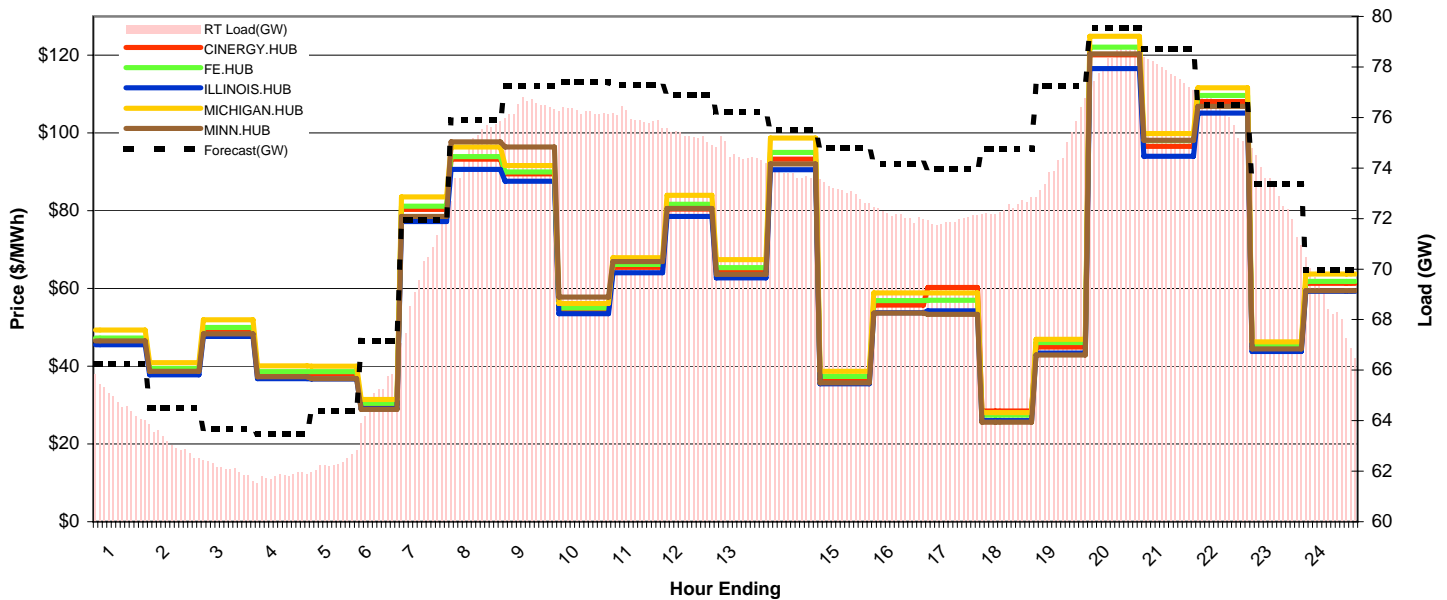
Day-Ahead Prices and Cleared Load

	HE1	HE2	HE3	HE4	HE5	HE6	HE7	HE8	HE9	HE10	HE11	HE12	HE13	HE14	HE15	HE16	HE17	HE18	HE19	HE20	HE21	HE22	HE23	HE24
CINERGY.HUB	39.49	36.88	35.69	33.73	36.47	40.00	73.32	92.32	85.00	85.57	85.00	81.12	72.23	68.32	56.62	51.87	53.36	61.58	91.85	112.07	94.69	81.47	66.67	61.46
FE.HUB	35.20	32.85	32.34	31.19	32.63	35.55	73.36	92.88	85.29	85.94	85.20	81.35	72.40	68.59	56.72	51.79	53.45	61.91	92.39	112.93	95.32	82.07	67.47	55.16
ILLINOIS.HUB	39.08	36.46	35.28	33.32	35.75	39.21	72.84	92.22	84.68	85.27	84.58	80.74	71.94	68.02	56.26	51.77	53.04	60.68	91.74	112.12	94.64	81.51	65.82	60.42
MICHIGAN.HUB	40.53	37.87	36.56	34.60	37.32	41.49	74.42	94.22	86.53	87.20	86.44	82.53	73.46	69.86	57.75	53.37	54.37	63.01	93.73	114.56	96.70	83.26	69.15	62.54
MINN.HUB	41.81	38.43	36.85	34.78	37.23	39.16	78.47	99.36	92.37	94.21	91.49	87.32	76.85	65.48	54.85	46.14	51.17	57.17	92.26	120.82	101.98	87.69	68.94	63.06
Cleared(GW)	64.6	63.1	62.6	62.6	62.9	65.0	67.8	73.1	72.9	74.0	74.2	73.7	72.2	71.4	71.1	70.5	70.4	70.4	73.5	74.9	74.4	72.2	69.9	67.1



Preliminary Real-Time Prices with Forecasted and Actual System Load

	HE1	HE2	HE3	HE4	HE5	HE6	HE7	HE8	HE9	HE10	HE11	HE12	HE13	HE14	HE15	HE16	HE17	HE18	HE19	HE20	HE21	HE22	HE23	HE24
CINERGY.HUB	46.93	39.08	49.46	38.25	38.16	30.17	80.34	93.29	89.48	54.56	65.46	80.41	64.34	93.28	36.62	55.71	60.30	28.51	44.98	120.08	96.58	108.12	45.02	61.36
FE.HUB	47.28	39.43	49.96	38.63	38.64	30.48	81.16	93.91	90.01	55.01	66.22	81.65	65.40	95.05	37.39	56.86	56.98	27.43	46.07	122.13	98.07	109.68	45.51	61.81
ILLINOIS.HUB	45.51	37.78	47.68	36.82	36.69	29.03	77.19	90.68	87.64	53.49	64.05	78.52	62.73	90.57	35.46	53.78	54.28	26.04	43.39	116.56	94.06	105.11	43.79	59.31
MICHIGAN.HUB	49.34	40.91	51.91	40.12	40.04	31.44	83.56	96.41	91.65	56.11	67.91	84.01	67.46	98.73	38.71	58.89	58.90	28.11	46.90	124.88	99.89	111.60	46.26	63.74
MINN.HUB	46.50	38.70	48.30	37.27	36.78	28.92	78.58	97.74	96.45	57.79	66.90	80.64	63.65	92.05	35.74	53.69	53.31	25.62	42.88	120.39	98.16	106.86	44.49	59.41
Forecasted(GW)	66.2	64.5	63.7	63.5	64.4	67.2	71.9	75.9	77.3	77.4	77.3	76.9	76.2	75.5	74.8	74.2	73.9	74.8	77.3	79.5	78.7	76.5	73.4	70.0
(RT) - (DA Load)	0.18	-0.02	-0.51	-0.81	-0.62	0.07	2.14	1.70	3.51	2.21	1.78	1.61	2.33	2.32	1.99	1.64	1.54	2.01	1.05	3.32	3.34	3.98	3.04	1.41



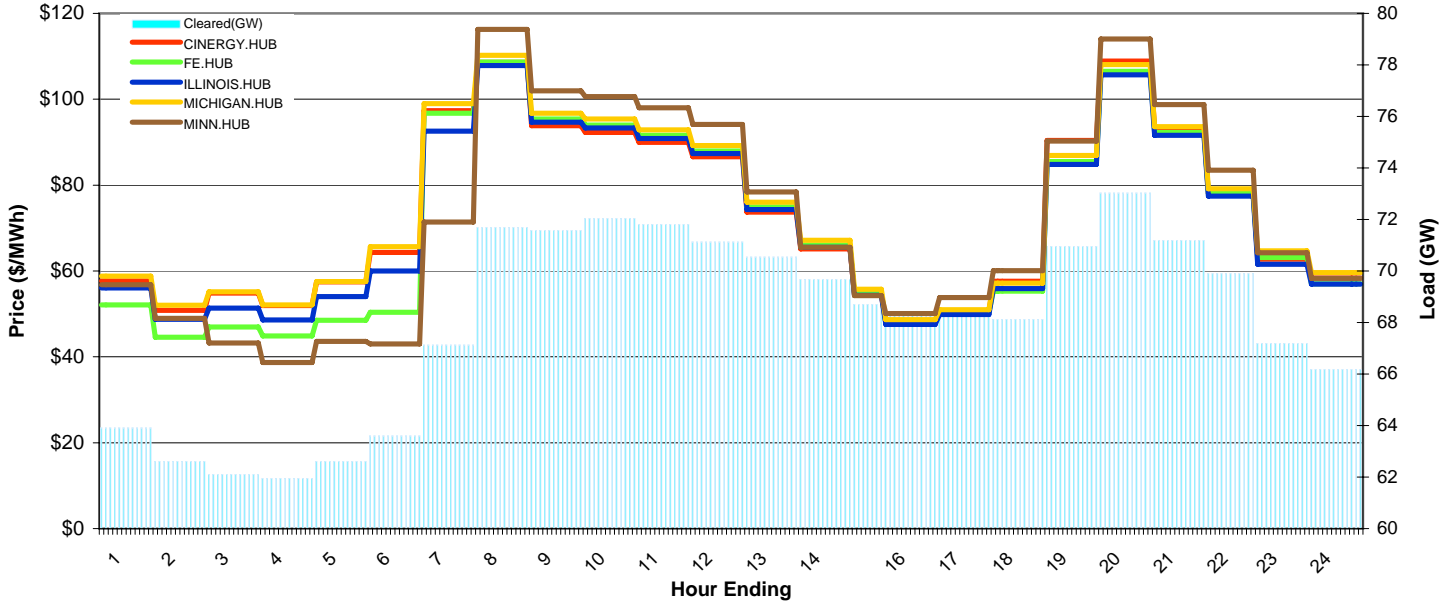
MISO Daily Report

Delivery Day: Thursday, February 28, 2008

Price Color Codes: ≤0 ≥100 ≥200

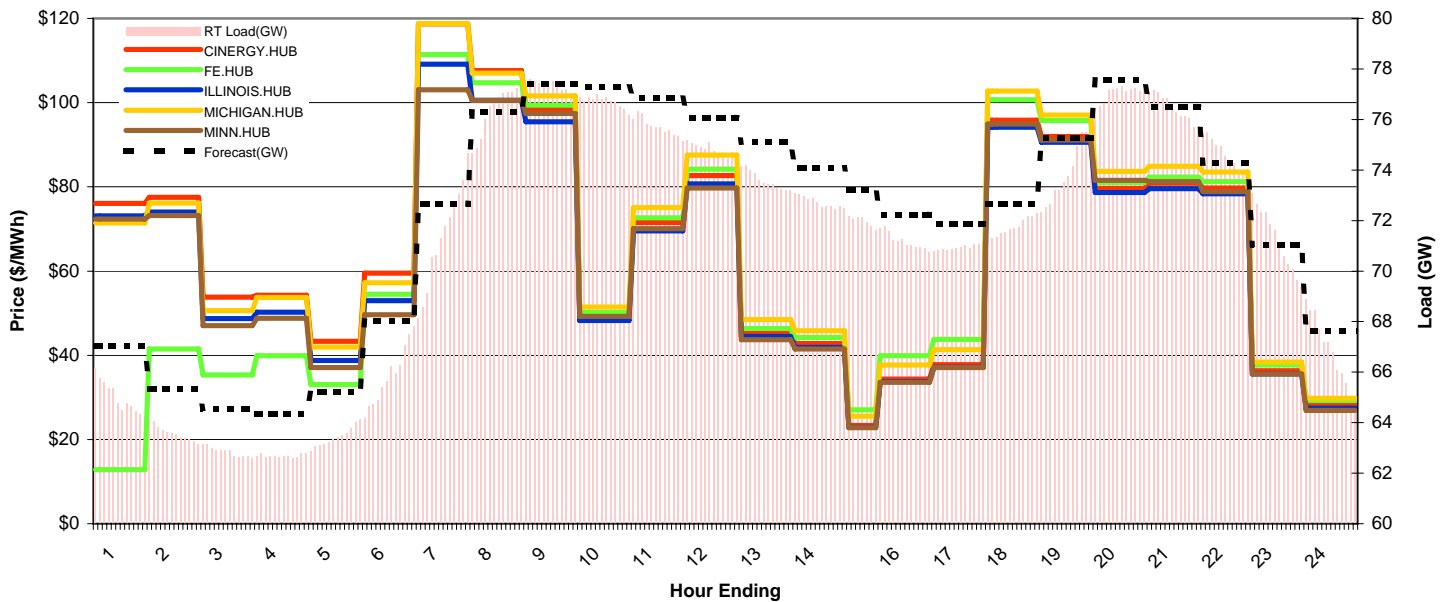
Day-Ahead Prices and Cleared Load

	HE1	HE2	HE3	HE4	HE5	HE6	HE7	HE8	HE9	HE10	HE11	HE12	HE13	HE14	HE15	HE16	HE17	HE18	HE19	HE20	HE21	HE22	HE23	HE24
CINERGY.HUB	57.70	50.83	54.89	51.92	57.46	64.36	97.31	108.60	93.86	92.27	90.00	86.61	73.74	65.11	54.38	47.95	50.30	57.63	90.41	108.87	93.01	78.07	62.79	58.39
FE.HUB	52.13	44.55	46.96	44.90	48.49	50.35	96.76	108.66	95.37	94.02	91.58	87.97	74.88	66.04	54.82	47.94	50.28	55.34	85.49	106.48	92.25	78.03	63.10	57.03
ILLINOIS.HUB	56.03	48.77	51.38	48.58	54.05	59.99	92.57	107.85	94.66	93.35	90.89	87.33	74.32	65.48	54.36	47.57	49.89	55.89	84.80	105.72	91.58	77.45	61.56	56.95
MICHIGAN.HUB	58.81	51.99	55.18	52.13	57.55	65.64	99.01	110.23	96.74	95.38	92.90	89.24	76.03	67.19	55.78	48.68	51.00	57.18	86.94	108.10	93.61	79.16	64.66	59.62
MINN.HUB	56.81	48.95	43.25	38.69	43.57	43.00	71.44	116.25	102.00	100.59	97.98	94.11	78.38	65.54	54.25	50.05	53.80	60.08	90.29	114.01	98.73	83.48	64.28	58.30
Cleared(GW)	63.9	62.6	62.1	62.0	62.6	63.6	67.1	71.7	71.6	72.0	71.8	71.1	70.5	69.7	68.7	68.4	68.3	68.1	71.0	73.0	71.2	69.9	67.2	66.2



Preliminary Real-Time Prices with Forecasted and Actual System Load

	HE1	HE2	HE3	HE4	HE5	HE6	HE7	HE8	HE9	HE10	HE11	HE12	HE13	HE14	HE15	HE16	HE17	HE18	HE19	HE20	HE21	HE22	HE23	HE24
CINERGY.HUB	76.08	77.51	53.83	54.28	43.34	59.50	118.69	107.60	98.55	49.58	71.51	82.72	45.47	42.81	23.32	34.35	37.80	95.80	91.95	79.61	80.85	79.75	36.35	28.18
FE.HUB	12.81	41.52	35.34	39.92	33.07	54.52	111.38	104.71	99.42	50.16	72.66	84.19	46.34	44.21	27.06	39.92	43.76	100.71	95.75	81.03	82.32	81.23	37.73	29.23
ILLINOIS.HUB	73.14	74.03	48.72	50.20	38.75	52.97	109.13	100.57	95.47	48.25	69.56	80.68	44.47	41.91	22.89	33.74	37.17	94.16	90.58	78.64	79.58	78.33	35.56	27.42
MICHIGAN.HUB	71.40	76.18	50.61	53.72	41.93	57.22	118.80	107.04	101.63	51.43	75.08	87.58	48.49	45.83	25.50	37.72	41.38	102.76	97.06	83.64	84.87	83.49	38.37	29.78
MINN.HUB	72.33	73.19	47.05	48.77	37.09	49.64	103.08	100.51	97.40	49.24	70.07	79.73	43.72	41.48	22.81	33.57	37.12	94.89	91.11	81.53	81.25	78.92	35.58	26.92
Forecasted(GW)	67.0	65.3	64.6	64.4	65.2	68.0	72.6	76.3	77.4	77.3	76.8	76.1	75.1	74.1	73.2	72.2	71.9	72.7	75.3	77.6	76.5	74.3	71.0	67.6
(RT) - (DA Load)	1.09	0.97	0.73	0.71	0.81	2.26	4.21	4.69	5.76	4.68	3.90	3.69	3.05	3.05	3.26	2.78	2.59	3.59	2.96	3.98	5.24	4.70	4.04	0.64



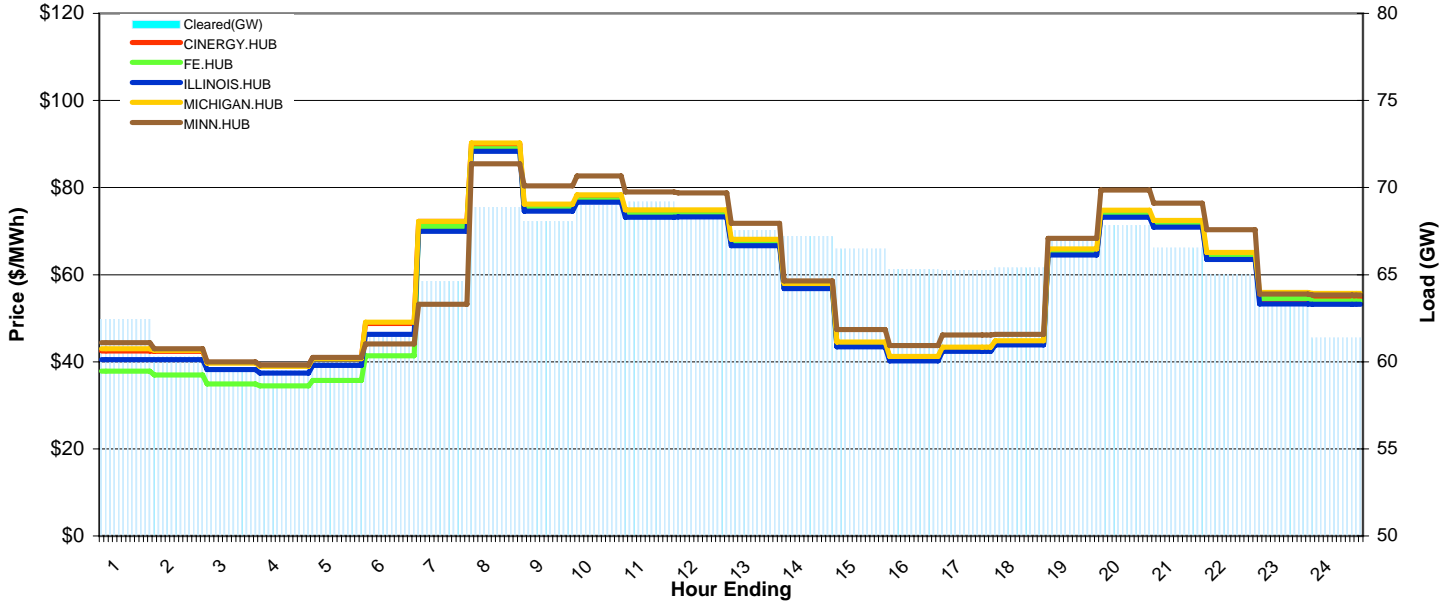
MISO Daily Report

Delivery Day: Friday, February 29, 2008

Price Color Codes: <=0 >=100 >=200

Day-Ahead Prices and Cleared Load

	HE1	HE2	HE3	HE4	HE5	HE6	HE7	HE8	HE9	HE10	HE11	HE12	HE13	HE14	HE15	HE16	HE17	HE18	HE19	HE20	HE21	HE22	HE23	HE24
CINERGY.HUB	42.46	42.43	39.82	39.14	40.93	48.78	72.24	89.94	75.19	77.23	73.81	73.82	67.19	57.69	44.24	40.85	43.10	44.25	65.00	73.79	71.49	64.11	54.33	55.00
FE.HUB	37.87	36.98	34.90	34.50	35.72	41.37	71.04	88.92	75.15	77.19	73.78	73.79	67.15	57.12	43.85	40.61	42.75	44.19	64.97	73.76	71.46	64.10	54.56	53.95
ILLINOIS.HUB	40.52	40.50	38.20	37.44	39.18	46.30	69.94	88.36	74.62	76.63	73.22	73.26	66.67	56.77	43.44	40.22	42.42	43.88	64.51	73.19	70.94	63.48	53.24	53.23
MICHIGAN.HUB	42.96	42.62	39.66	38.93	40.71	49.09	72.24	90.22	76.24	78.31	74.85	74.85	68.12	57.95	44.53	41.24	43.39	44.83	65.91	74.84	72.49	65.09	55.91	55.68
MINN.HUB	44.37	43.00	39.96	39.23	41.04	44.08	53.18	85.45	80.40	82.65	78.97	78.81	71.83	58.57	47.41	43.72	46.17	46.31	68.33	79.40	76.45	70.36	55.57	55.34
Cleared(GW)	62.4	60.3	59.6	59.5	59.9	61.4	64.6	68.9	68.1	69.0	69.2	68.2	67.6	67.2	66.5	65.3	65.3	65.4	66.9	67.8	66.5	65.0	64.0	61.4



Preliminary Real-Time Prices with Forecasted and Actual System Load

	HE1	HE2	HE3	HE4	HE5	HE6	HE7	HE8	HE9	HE10	HE11	HE12	HE13	HE14	HE15	HE16	HE17	HE18	HE19	HE20	HE21	HE22	HE23	HE24
CINERGY.HUB	28.86	33.01	27.72	26.47	25.60	26.75	31.90	71.73	56.05	70.69	43.87	42.74	54.56	57.80	43.09	29.78	28.65	41.94	47.37	80.90	90.53	108.01	54.52	66.07
FE.HUB	36.01	34.32	29.97	36.65	32.30	27.52	32.56	73.02	57.07	72.02	44.88	43.76	55.89	59.31	44.20	30.59	29.48	43.70	50.84	82.78	92.24	109.71	55.30	67.35
ILLINOIS.HUB	28.00	31.92	26.69	25.50	24.66	25.69	30.56	69.57	54.72	69.41	43.05	42.00	53.37	56.31	42.04	29.02	27.86	40.72	46.04	78.69	88.79	105.54	53.63	64.74
MICHIGAN.HUB	31.56	35.06	29.58	29.66	28.02	28.07	33.28	74.54	58.59	74.28	46.49	45.75	59.06	62.87	46.95	32.33	31.00	45.58	51.42	87.20	97.45	116.02	58.08	70.10
MINN.HUB	28.08	32.04	26.21	24.74	23.86	24.57	28.61	69.45	55.29	70.59	43.88	42.55	53.96	56.31	42.21	29.50	28.31	42.09	46.95	91.39	95.33	112.72	57.09	66.90
Forecasted(GW)	66.6	64.3	62.9	62.2	63.0	66.0	71.2	74.8	74.6	74.3	74.0	73.4	72.6	71.6	70.5	69.4	68.6	68.7	71.4	73.5	72.0	70.5	68.8	66.8
(RT) - (DA Load)	0.83	1.01	0.58	0.18	0.11	0.53	2.16	2.95	5.09	4.10	3.76	4.33	3.98	3.50	3.40	3.27	2.58	2.49	1.81	3.40	4.46	4.21	2.89	1.63

