







































Employee Commute Survey - Greening Government

1. I work for			Response Percent	Response Count
AAA Personnel and Administration			4.8%	213
BAA Department of Agriculture			2.1%	93
CAA Department of Corrections			7.9%	353
DAA Department of Education			4.5%	200
DAC Department of Education - Charter Schools			0.2%	9
DBA School for the Deaf and Blind			0.9%	39
EAA Governor's Office			0.9%	38
EBA Lt. Governor's Office			0.2%	8
ECA Office of State Planning & Budget			0.2%	8
EDA Office of Economic Development			0.4%	17
EFA Governor's Energy Office			0.4%	17
EGA Office of Innovation and Technology			0.1%	6
EHA Governor's Office - CBMS (now DHS)			0.1%	4
FAA Department of Public Health and Environment			5.2%	231
GAA Department of Higher Education			1.4%	64
GCA Colorado Historical Society			0.6%	26
GFB University of Colorado, Boulder			0.0%	2
GGB Colorado State University			5.0%	224
GJA Colorado Community College System			0.6%	27
GJB Arapahoe Community College			0.1%	4
GJC Community College of Aurora			0.1%	4
GJE Front Range Community College			0.3%	15



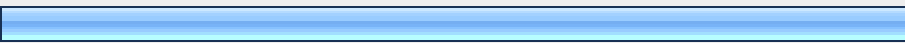
GJF Lamar Community College	█	0.0%	2
GJG Morgan Community College	█	0.1%	3
GJH Otero Community College	█	0.0%	1
GJJ Pikes Peak Community College	█	0.5%	23
GJK Pueblo Community College	█	0.2%	8
GJL Red Rocks Community College	█	0.2%	9
GJM Trinidad State Junior College	█	0.2%	8
GJR Northeastern Junior College	█	0.8%	35
GJT Colorado Northwestern Community College	█	0.0%	2
GKA University of Northern Colorado	█	1.5%	68
GLA Colorado School of Mines	█	0.9%	40
GMA Auraria Higher Education Center	█	0.3%	13
GSA Fort Lewis College	█	0.3%	14
GTA Metropolitan State College	█	0.5%	23
GWA Western State College	█	0.2%	9
GYA Adams State College	█	0.1%	6
GZA Mesa State College	█	0.2%	7
HAA Department of Transportation	█	0.7%	30
IHA Department of Human Services	█	7.9%	352
JAA Judicial	█	0.4%	17
JCA Public Defender	█	0.6%	28
KAA Department of Labor and Employment	█	6.7%	300
LAA Department of Law	█	4.4%	196
MAH House of Representatives	█	0.0%	2
MAS Senate		0.0%	0
MBA Joint Budget Committee	█	0.2%	9
MCA Legislative Council	█	0.3%	15
MDA Office of the State Auditor	█	0.1%	3

MEA Legislative Legal Services		0.3%	12
NAA Department of Local Affairs		2.5%	110
OAA Department of Military & Veterans Affairs		0.1%	4
PAA Department of Natural Resources		7.2%	323
RAA Department of Public Safety		8.0%	359
SAA Department of Regulatory Agencies		7.3%	327
TAA Department of Revenue		5.1%	227
TFA State Lottery		0.5%	20
TGA State Gaming Division		0.2%	7
UHA Health Care Policy & Financing		2.0%	88
VAA Secretary of State		1.4%	64
WAA Treasury		0.5%	22
Other		2.2%	98
		answered question	4486
		skipped question	0




2. Please list your primary WORKSITE (the location where you report to work most working days). If you primarily work from home, please note "Home" in the Address field. If you work in an unincorporated area, list the name of the county in the City/Town field.

		Response Percent	Response Count
Address:		100.0%	4486
City/Town:		100.0%	4486
ZIP/Postal Code:		100.0%	4486
		answered question	4486
		skipped question	0






3. In the Address field, provide a description of the closest major intersection to your HOME (such as Colfax & Lincoln). Please also include your HOME city or town and zip code. If you live in an unincorporated area, list the name of your county in the City/Town field.

		Response Percent	Response Count
Address:		97.8%	4312
City/Town:		98.1%	4329
ZIP/Postal Code:		97.4%	4294
		answered question	4411
		skipped question	75

4. Are you employed by the State of Colorado full-time, part-time, or seasonal? Check all that apply.

		Response Percent	Response Count
Full-time		95.9%	4301
Part-time		3.9%	175
Seasonal		0.5%	24
		answered question	4486
		skipped question	0







5. My work schedule can best be described as

		Response Percent	Response Count
40 hours in five days		79.1%	3457
40 hours in four days		5.6%	243
80 hours in nine days		6.1%	265
Three days on, three days off		0.3%	11
Other (please specify)		9.1%	396
		answered question	4370
		skipped question	116

6. How many miles do you travel, one-way, from home to work? Please provide your best rounded estimate (whole numbers only).

		Response Average	Response Total	Response Count
Miles traveled one-way		16.40	70968	4327
			<i>answered question</i>	4325
			<i>skipped question</i>	161

7. If you drive to work, what is the estimated gas mileage of the vehicle you typically drive to work?

		Response Percent	Response Count	
I don't drive to work.		17.3%	739	
1 - 15 miles per gallon.		8.5%	364	
16 - 20 miles per gallon.		27.1%	1159	
21 - 25 miles per gallon.		25.4%	1088	
26 - 30 miles per gallon.		14.4%	618	
More than 30 miles per gallon.		8.3%	357	
			<i>answered question</i>	4280
			<i>skipped question</i>	206
















8. On average, how many days per week do you use the following modes of transportation? If you work a flex schedule, indicate "1" in the "flex day" box regardless of whether you flex one day per week or one day every other week. The survey will accept only whole numbers.


	Response Average	Response Total	Response Count
Drive to work alone	4.25	13314	3136
Motorcycle/scooter	0.37	302	825
Vanpool	0.17	129	758
Carpool	1.37	1489	1090
Bus and / or light rail	2.60	4704	1811
Bike / walk	1.15	1188	1030
Flex Day	0.45	515	1137
Telework	0.12	94	785
	<i>answered question</i>		4370
	<i>skipped question</i>		116






9. I would consider getting to work using these modes of transportation.



	Already using this mode	Yes, I would consider it	I may consider it	No, I would not consider it	Rating Average	Response Count
Public transportation (bus, light rail)	28.5% (1158)	25.9% (1050)	18.1% (735)	27.5% (1115)	2.45	4058
Carpool or vanpool	9.7% (349)	23.8% (858)	26.0% (938)	40.5% (1458)	2.97	3603
Bike or walk to work	10.1% (351)	11.9% (412)	10.3% (359)	67.7% (2351)	3.36	3473
	<i>answered question</i>					4325
	<i>skipped question</i>					161

10. Under what conditions would you consider commuting to work in something other than a single-occupancy vehicle? (Check all that apply.)



		Response Percent	Response Count
I already commute in something other than a single-occupancy vehicle.		33.2%	1366
If public transportation were available in my area, I would use it.		19.9%	819
If public transportation were more convenient, I would use it.		37.4%	1538
If regional air quality quality became worse.		5.9%	244
If the State paid for all or a portion of the cost, I would be more likely to use public transportation.		35.0%	1442
If the State allowed me to purchase bus passes or vanpool fares using pretax dollars, thereby reducing the cost.		17.9%	736
If the amount I pay for parking increased significantly, or if my free parking was eliminated.		8.9%	367
If someone would help me set up a car or van pool.		6.8%	278
If secure bike storage and showers were available for my use.		9.9%	406
If I had a safe way to bike or walk to work.		10.8%	446
My office does not allow employees to use flex days. If flex days were allowed, I would use this option.		17.0%	701
If I did not need to drop off or pick up a dependent child or parent before or after work.		14.4%	593
I am capable of teleworking, if that option is available to me.		34.2%	1408
If the State provided a "guaranteed ride home," so I could leave work during the day if necessary.		16.4%	677
The time it took you to commute to work increased due to traffic.		6.0%	247

If the price of gasoline reaches \$4.00 per gallon.		14.2%	584
If the price of gasoline reaches \$5.00 per gallon or more.		15.2%	625
Other (please specify)		15.4%	633
		answered question	4117
		skipped question	369

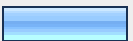

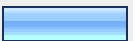


11. Do you have an Eco pass?			
		Response Percent	Response Count
Yes.		29.2%	1021
No. It was offered to me, but I wouldn't use it.		18.5%	647
No. It was offered to me, but it was too expensive.		7.4%	258
No. My work group did not have sufficient participation to make it cost effective for me.		16.2%	567
I am not eligible.		30.6%	1071
		answered question	3499
		skipped question	987

12. I am interested in carpooling.			
		Response Percent	Response Count
I work in the Denver-metro area and would like to join a carpool. Contact me at this e-mail address:		57.6%	151
I work outside the Denver-metro area and would like to join a carpool. Contact me at this e-mail address:		50.8%	133
		answered question	262
		skipped question	4224




13. Vanpooling is a great alternative for commuters who travel more than 15 miles each way to work. Passengers share a ride and pay a low monthly fee. We provide the driver with a new van, fuel, insurance, maintenance, 200 free personal miles a month, and the Guaranteed Ride Home.* (Areas of service varies.) Yes, I am interested in vanpooling. Please send me information about how to start or join a vanpool.

		Response Percent	Response Count
I work in the Denver-metro area. Contact me at this e-mail address:		49.0%	126
I work outside the Denver-metro area. Contact me at this e-mail address:		55.6%	143
		<i>answered question</i>	257
		<i>skipped question</i>	4229

14. On average, how many days per week do you need a vehicle to conduct State business?

		Response Percent	Response Count
Every workday		13.4%	462
Three to four times per week		7.5%	259
One to two times per week		13.6%	468
Less than once per week		17.4%	600
Very infrequently		48.2%	1663
		<i>answered question</i>	3452
		<i>skipped question</i>	1034

15. What best describes your vehicle choice to conduct State business?

		Response Percent	Response Count
I always use a state vehicle		29.1%	1013
I sometimes use a state vehicle		33.4%	1161
I never use a state vehicle		37.5%	1305
		<i>answered question</i>	3479
		<i>skipped question</i>	1007

16. What best describes your reason for using your personal vehicle for State business? Check all that apply.

		Response Percent	Response Count
I do not use my personal vehicle for state business.		35.2%	1139
There is no state vehicle available for my use.		25.4%	822
I don't know if a state vehicle is available to me or not.		7.4%	239
The available state vehicle does not meet my needs.		7.1%	229
I prefer the mileage reimbursement option.		9.1%	296
Other (please specify)		29.1%	944
		answered question	3240
		skipped question	1246

17. Are you aware of Governor Ritter's Executive Order regarding the Greening of State Government, which asks State employees to take a position of leadership in the New Energy Economy by reducing energy consumption and decreasing the environmental impact of state operations?

		Response Percent	Response Count
Yes		73.0%	3056
No		27.0%	1130
		answered question	4185
		skipped question	301

18. As a State employee, do you have a desire to reduce your impact on the environment through your actions at work?

		Response Percent	Response Count
Yes		65.9%	2740
Yes, but I need more information about how to reduce my impact on the environment.		29.7%	1236
No		4.4%	182
		answered question	4157
		skipped question	329

19. We appreciate your feedback. Please share with us your comments or employee commute ideas.

		Response Count
		1519
	<i>answered question</i>	1519
	<i>skipped question</i>	2967