


2000 Budget Summary



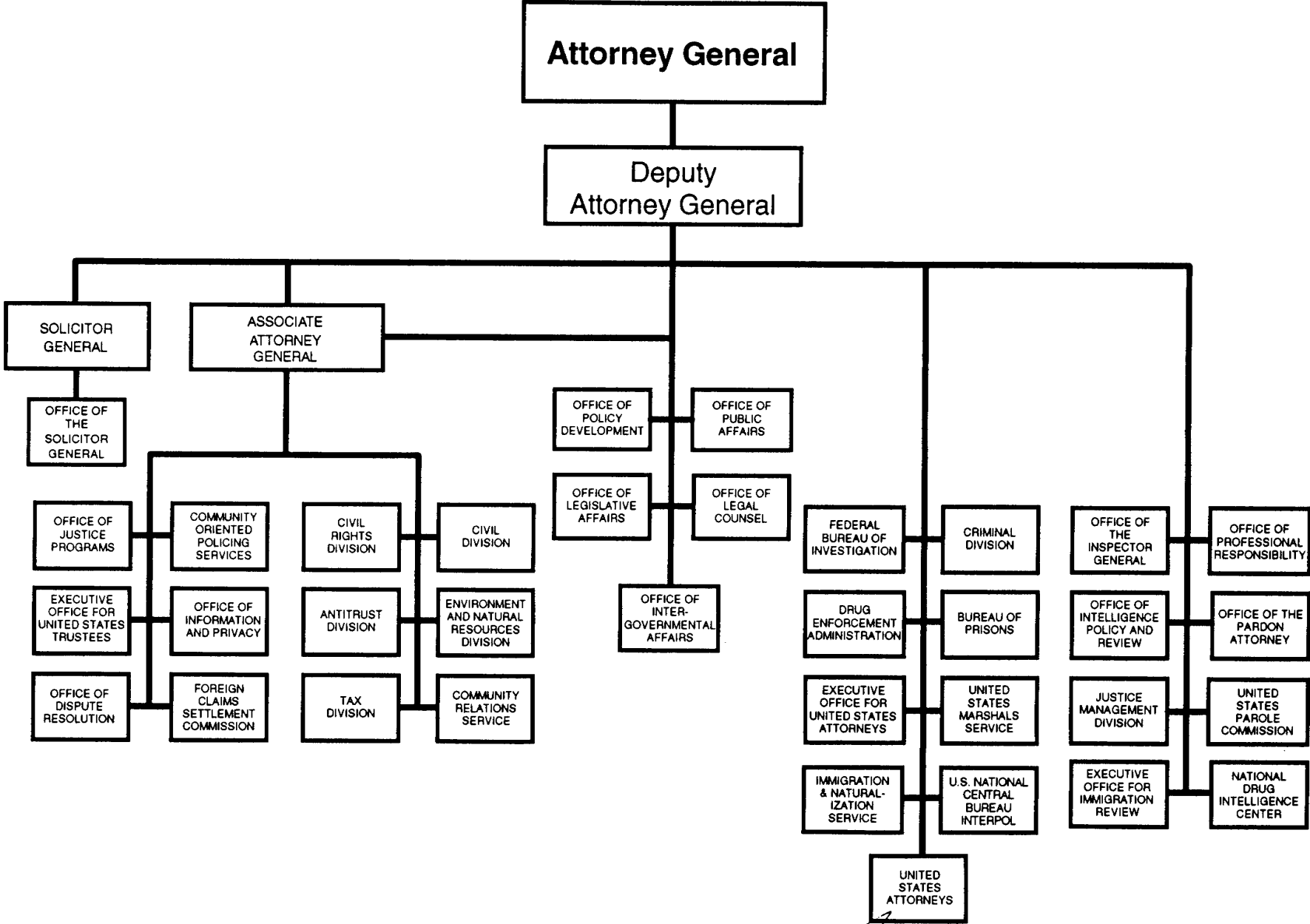
Prepared by
Budget Staff
Justice Management Division
Winter 1999

DEPARTMENT OF JUSTICE
Table of Contents

Item	Page
<u>Department of Justice Summary:</u>	
Department of Justice Organization Chart	1
Summary of Budget Authority by Appropriation, 1998 - 2000	2
Summary of Availability for Multiple Funding Sources	4
Summary of Selected Employment Categories	5
Total 2000 FTE by Agency	6
Total 2000 Budget Authority by Agency	7
Ten-Year Budget Authority and Positions, 1991 - 2000	8
Ten-Year Budget Authority and Positions, Less Grant Programs, 1991 - 2000	10
Summary of 1999 Budget Authority	12
Summary of 2000 Appropriation Language Changes	13
Summary of General Provisions	17
Summary of Authorizing Legislation	21
2000 Estimates Compared with 1999 and 1998 Requirements	31
Outlays, 1998 - 2000	33
2000 Summary of Requirements	35
 <u>Department of Justice Component Information:</u>	
General Administration	40
Narrowband Communications	43
Telecommunications Carrier Compliance Fund	44
Counterterrorism	45
Administrative Review and Appeals	46
Office of the Inspector General	47
U.S. Parole Commission	49
General Legal Activities	50
Antitrust Division	58
U.S. Attorneys:	
Ten-Year Display of Budget Authority and Positions	60
Salaries and Expenses	62
U.S. Trustee System Fund	66
Foreign Claims Settlement Commission	67
U.S. Marshals:	
Ten-Year Display of Budget Authority and Positions	68
Summary of Requirements	70
Salaries and Expenses	71
Construction	73
Federal Prisoner Detention	74
Fees and Expenses of Witnesses	75
Community Relations Service	77
Independent Counsel (Permanent Indefinite Appropriation)	78
Assets Forfeiture Fund (Permanent Indefinite Special Fund)	79

Radiation Exposure Compensation:	
Administrative Expenses	80
Trust Fund	81
Interagency Crime and Drug Enforcement	82
Federal Bureau of Investigation:	
Ten-Year Display of Budget Authority and Positions	83
Summary of Requirements	85
Salaries and Expenses	86
Construction	92
Drug Enforcement Administration:	
Ten-Year Display of Budget Authority and Positions	93
Summary of Requirements	95
Salaries and Expenses	96
Construction	99
Diversion Control Fee Account (Permanent Indefinite Special Fund)	100
Immigration and Naturalization Service:	
Ten-Year Display of Budget Authority and Positions	101
Summary of Requirements	103
Immigration Initiatives	105
Total Funding Summary by Program	106
Salaries and Expenses	107
Construction	112
Immigration User Fee (Permanent Indefinite Special Fund)	115
H-1B Visa Account	117
Immigration Enforcement Account (Permanent Indefinite Special Fund)	118
Land Border Inspection Fee (Permanent Indefinite Special Fund)	119
Breached Bond/Detention Fund (Permanent Indefinite Special Fund)	121
Immigration Examinations Fee (Permanent Indefinite Special Fund)	122
Federal Prison System:	
Ten-Year Display of Budget Authority and Positions	124
Summary of Requirements	126
Salaries and Expenses	127
Buildings and Facilities	130
Federal Prison Industries	131
Commissary Funds	132
Office of Justice Programs/Community Oriented Policing Services:	
Ten-Year Display of Budget Authority and Positions	133
Summary of Requirements	135
State and Local Assistance Programs	136
Justice Assistance	138
State and Local Law Enforcement Assistance	144
Weed and Seed Program Fund	145
Juvenile Justice Programs	146
Violent Crime Reduction Programs	148
Community Oriented Policing Services	154
Public Safety Officers Benefits (Current Indefinite Appropriation)	160
Crime Victims Fund (Permanent Indefinite Special Fund)	161
Violent Crime Reduction Programs	162

U.S. DEPARTMENT OF JUSTICE



Approved by: *Janet Reno* Date: 2/12/98
JANET RENO
 Attorney General

**DEPARTMENT OF JUSTICE
SUMMARY OF BUDGET AUTHORITY BY APPROPRIATION
(DOLLARS IN THOUSANDS)**

APPROPRIATION	1998	1999	2000
GENERAL ADMINISTRATION.....	76,799	79,448	\$87,534
GA - NAT'L DRUG INTEL CENTER (050).....	27,000	27,000	27,000
NARROWBAND COMMUNICATIONS.....	80,000
TELECOMM. CARRIER COMPLIANCE.....	15,000
COUNTERTERRORISM FUND.....	52,700	145,000	27,000
ADMIN REVIEW & APPEALS.....	129,258	134,563	149,152
EXECUTIVE OFFICE FOR IMMIGRATION REV.....	127,701	132,963	147,483
OFFICE OF THE PARDON ATTORNEY.....	1,557	1,600	1,669
OFFICE OF THE INSPECTOR GENERAL.....	33,358	37,010	45,021
U.S. PAROLE COMMISSION.....	5,009	7,400	8,527
GENERAL LEGAL ACTIVITIES.....	453,759	481,089	576,871
VACCINE INJURY COMP. TRUST FUND.....	[4,028]	[4,028]	[4,028]
ANTITRUST DIVISION.....	5,495
U.S. ATTORNEYS.....	1,041,888	1,090,378	1,274,788
FOREIGN CLAIMS SETTLEMENT COMM (150).....	1,226	1,227	1,175
U.S. MARSHALS.....	498,122	507,209	578,422
SALARIES & EXPENSES.....	498,122	502,609	569,590
CONSTRUCTION.....	...	4,600	8,832
FEDERAL PRISONER DETENTION.....	405,262	425,000	550,232
COMMUNITY RELATIONS SERVICE.....	5,319	7,199	10,344
ASSETS FORF FUND CURR BUD AUTH.....	23,000	23,000	23,000
RADIATION EXP COMP ADMIN EXP (050).....	2,000	2,000	2,000
RADIATION EXP COMP TRUST FUND (050).....	4,381	...	21,714
INTERAGENCY CRIME & DRUG ENFORCEMENT.....	294,967	304,014	...
FEDERAL BUREAU OF INVESTIGATION.....	2,981,612	2,993,128	3,293,664
SALARIES & EXPENSES.....	2,937,106	2,991,841	3,283,377
CONSTRUCTION.....	44,506	1,287	10,287
DRUG ENFORCEMENT ADMINISTRATION.....	1,157,115	1,223,980	1,388,242
SALARIES & EXPENSES.....	1,149,115	1,215,980	1,380,242
CONSTRUCTION.....	8,000	8,000	8,000
IMMIGRATION AND NATURALIZATION SERVICE.....	2,344,976	2,569,027	2,935,302
SALARIES & EXPENSES.....	2,269,017
ENFORCEMENT & BORDER AFFAIRS.....	...	1,864,594	2,133,087
CITIZNSHP & BENEFITS, SUPPT & PRG DIRECT....	...	614,433	702,551
CONSTRUCTION.....	75,959	90,000	99,664
FEDERAL PRISON SYSTEM.....	3,097,267	3,299,850	3,777,218
SALARIES AND EXPENSES.....	2,842,134	2,888,853	3,218,427
BUILDINGS AND FACILITIES.....	255,133	410,997	558,791
OFFICE OF JUSTICE PROGRAMS.....	4,769,464	4,817,198	3,517,745
JUSTICE ASSISTANCE.....	180,514	148,051	346,195
NATIONAL INSTITUTE OF JUSTICE.....	41,440	46,148	43,448
BUREAU OF JUSTICE STATISTICS.....	21,529	25,029	32,609
EMERGENCY ASSISTANCE.....	25,000
MISSING CHILDREN/ALZHEIMER'S.....	13,156	18,068	18,068
REGIONAL INFORMATION SHARING SYS.....	20,000	20,000	20,000
WHITE COLLAR CRIME INFOR CENTER.....	5,350	7,350	9,250
COUNTERTERRORISM.....	19,000	...	173,500
MANAGEMENT AND ADMINISTRATION.....	35,039	31,456	44,320

**DEPARTMENT OF JUSTICE
SUMMARY OF BUDGET AUTHORITY BY APPROPRIATION
(DOLLARS IN THOUSANDS)**

APPROPRIATION	1998	1999	2000
CIVIL RIGHTS ENFORCE PARTNER. GRANT.....	5,000
JUVENILE JUSTICE PROGRAMS.....	225,950	182,597	179,950
TITLE V (AT-RISK CHILDREN'S GRANT PROG.)....	...	95,000	95,000
VICTIMS OF CHILD ABUSE.....	17,000	19,000	19,000
STATE AND LOCAL LAW ENFORCEMENT.....	4,344,000	4,372,550	2,874,100
TRIBAL COURTS INITIATIVE.....	...	5,000	5,000
CERTAINTY OF PUNISHMENT GRANTS/GUN C	35,000
JUVENILE ACCOUNT. BLOCK GRANTS.....	250,000	250,000	...
DRUG TESTING & INTERVENTION PROGRAM...	100,000
BYRNE FORMULA GRANTS.....	505,000	505,000	400,000
BYRNE DISCRETIONARY GRANTS.....	46,500	47,000	59,950
WEED AND SEED.....	33,500	33,500	33,500
COMMUNITY POLICING.....	1,430,000	1,430,000	1,275,000
LOCAL LAW ENF. BLOCK GRANTS.....	523,000	523,000	...
CRIMINAL RECORDS UPGRADE.....	45,000	45,000	...
CORRECTIONAL FACILITIES GRANTS.....	720,500	720,500	75,000
DRUG COURTS.....	30,000	40,000	50,000
VIOLENCE AGAINST WOMEN ACT PROGRAMS... ..	260,750	270,750	270,750
STATE CRIMINAL ALIEN ASSIST. PROGRAM.....	420,000	420,000	500,000
RESIDENTIAL SUBSTANCE ABUSE TREATMENT	63,000	63,000	65,100
DNA IDENTIFICATION GRANTS.....	12,500	15,000	...
OTHER CRIME CONTROL PROGRAMS:
STATE AND LOCAL LAW ENFORCEMENT.....	1,000	1,500	1,500
FEDERAL.....	3,250	3,300	3,300
PSOB - DISABILITY & FLEDA PROGRAMS.....	2,000	...	3,500
SUBTOTAL, DISCRETIONARY AUTH.....	17,409,977	18,174,720	18,389,951
MANDATORY, FUNCTIONAL CODE: 750.....
FEES AND EXPENSES OF WITNESSES.....	75,000	95,000	110,000
PSOB - DEATH BENEFITS.....	31,003	31,809	32,541
INDEPENDENT COUNSEL.....	18,000	9,500	9,500
SUBTOTAL, MANDATORY.....	124,003	136,309	152,041
SUBCOMMITTEE ON
APPROPRIATIONS JURISDICTION.....	17,511,008	18,288,057	18,546,020
FEE ACCOUNTS
GA-HEALTH CARE FRAUD.....	28,000	32,435	32,435
PRE-MERGER FILING FEES.....	88,000	98,275	114,373
U.S. TRUSTEES.....	114,248	115,251	129,329
ASSETS FORF FUND PERM BUD AUTH.....	414,993	479,219	409,910
FBI-HEALTH CARE FRAUD.....	56,000	66,000	76,000
DIVERSION CONTROL FEE.....	58,268	76,710	80,330
IMMIGRATION USER FEE.....	411,700	486,071	517,800
ENFORCEMENT FINES.....	3,799	4,050	3,800
IMMIGRATION LEGALIZATION.....	1,259	998	1,152
IMMIGRATION EXAMINATIONS FEE.....	717,426	634,702	687,427
LAND BORDER INSPECTION FEE.....	1,897	3,275	6,595
BREACHED BOND/DETENTION FUND.....	196,832	176,950	116,900
CRIME VICTIMS FUND.....	356,716	324,038	375,000
SUBT, FEE-FUNDED ACCOUNTS.....	2,449,138	2,497,974	2,551,051
TOTAL, DEPARTMENT OF JUSTICE.....	19,983,118	20,809,003	21,093,043

**DEPARTMENT OF JUSTICE
SUMMARY OF BUDGET AUTHORITY BY APPROPRIATION
(DOLLARS IN THOUSANDS)**

APPROPRIATION	1998	1999	2000
ANTITRUST DIVISION.....	5,495
PRE-MERGER FILING FEES.....	<u>88,000</u>	<u>98,275</u>	<u>114,373</u>
TOTAL ANTITRUST DIVISION	93,495	98,275	114,373
ASSETS FORF FUND CURR BUD AUTH.....	23,000	23,000	23,000
ASSETS FORF FUND PERM BUD AUTH.....	<u>414,993</u>	<u>479,219</u>	<u>409,910</u>
TOTAL ASSETS FORFEITURE FUND	437,993	502,219	432,910
U.S. MARSHALS.....	498,122	502,609	569,590
CONSTRUCTION.....	...	<u>4,600</u>	<u>8,832</u>
TOTAL U.S. MARSHALS SERVICE	498,122	507,209	578,422
FEDERAL BUREAU OF INVESTIGATION.....	2,937,106	2,991,841	3,283,377
CONSTRUCTION.....	44,506	1,287	10,287
FBI-HEALTH CARE FRAUD.....	<u>56,000</u>	<u>66,000</u>	<u>76,000</u>
TOTAL FEDERAL BUREAU OF INVESTIGATION	3,037,612	3,059,128	3,369,664
DRUG ENFORCEMENT ADMINISTRATION.....	1,149,115	1,215,980	1,380,242
CONSTRUCTION.....	8,000	8,000	8,000
DIVERSION CONTROL FEE.....	<u>58,268</u>	<u>76,710</u>	<u>80,330</u>
TOTAL DRUG ENFORCEMENT ADMINISTRATION	1,215,383	1,300,690	1,468,572
IMMIGRATION AND NATURALIZATION SERVICE....	2,269,017	2,479,027	2,835,638
CONSTRUCTION.....	75,959	90,000	99,664
IMMIGRATION USER FEE.....	411,700	486,071	517,800
ENFORCEMENT FINES.....	3,799	4,050	3,800
IMMIGRATION LEGALIZATION.....	1,259	998	1,152
IMMIGRATION EXAMINATIONS FEE.....	717,426	634,702	687,427
LAND BORDER INSPECTION FEE.....	1,897	3,275	6,595
BREACHED BOND/DETENTION FUND.....	<u>196,832</u>	<u>176,950</u>	<u>116,900</u>
TOTAL IMMIGRATION & NATURALIZATION SVC	3,677,889	3,875,073	4,268,976
FEDERAL PRISON SYSTEM.....	2,842,134	2,888,853	3,218,427
BUILDINGS AND FACILITIES.....	<u>255,133</u>	<u>410,997</u>	<u>558,791</u>
TOTAL FEDERAL PRISON SYSTEM	3,097,267	3,299,850	3,777,218

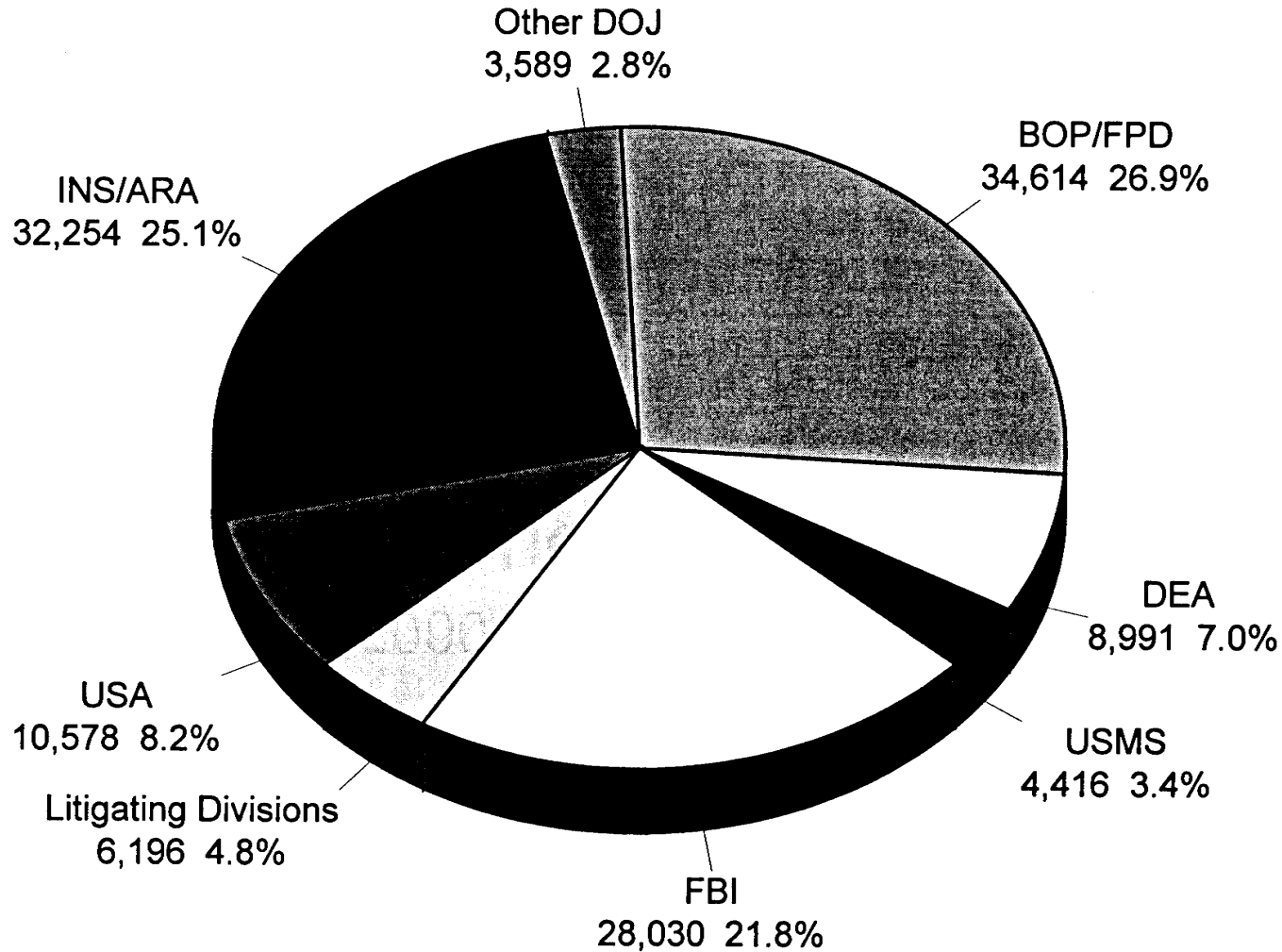
**DEPARTMENT OF JUSTICE
SUMMARY OF SELECTED EMPLOYMENT CATEGORIES
NUMBER OF POSITIONS**

ORGANIZATION	1998 ON-BOARD END OF YEAR	1999 AUTHORIZED	2000 REQUESTED
GENERAL LEGAL ACTIVITIES			
ATTORNEYS	2,126	2,293	2,383
ANTITRUST DIVISION			
ATTORNEYS	345	382	421
U.S. ATTORNEYS			
ATTORNEYS	4,792	4,907	5,054
U.S. MARSHALS SERVICE			
DEPUTY U.S. MARSHALS/INVESTIGATORS	2,816	2,906	3,055
U.S. TRUSTEES			
ATTORNEYS	202	229	229
FEDERAL BUREAU OF INVESTIGATION			
SPECIAL AGENTS	11,509	11,698	11,793
DRUG ENFORCEMENT ADMINISTRATION			
SPECIAL AGENTS	4,296	4,527	4,527
IMMIGRATION AND NATURALIZATION SERVICE			
BORDER PATROL AGENTS	7,798	8,947	8,947
INSPECTORS	1,598	1,567	1,646
CRIMINAL INVESTIGATORS	1,935	1,791	1,791
IMMIGRATION AND NATURALIZATION SERVICE			
FEE-FUNDED ACCTS.			
INSPECTORS	3,089	3,286	3,306
CRIMINAL INVESTIGATORS	154	421	421
BUREAU OF PRISONS			
CORRECTIONAL OFFICERS	12,780	14,714	15,343

NOTE: INCLUDES POSITIONS FUNDED FROM VCRP, ICDE RESOURCES, AND OTHER REIMBURSABLE SOURCES, SUCH AS THE FBI'S RESOURCES AVAILABLE FROM THE HEALTH INSURANCE PORTABILITY AND ACCOUNTABILITY ACT OF 1996.

Department of Justice

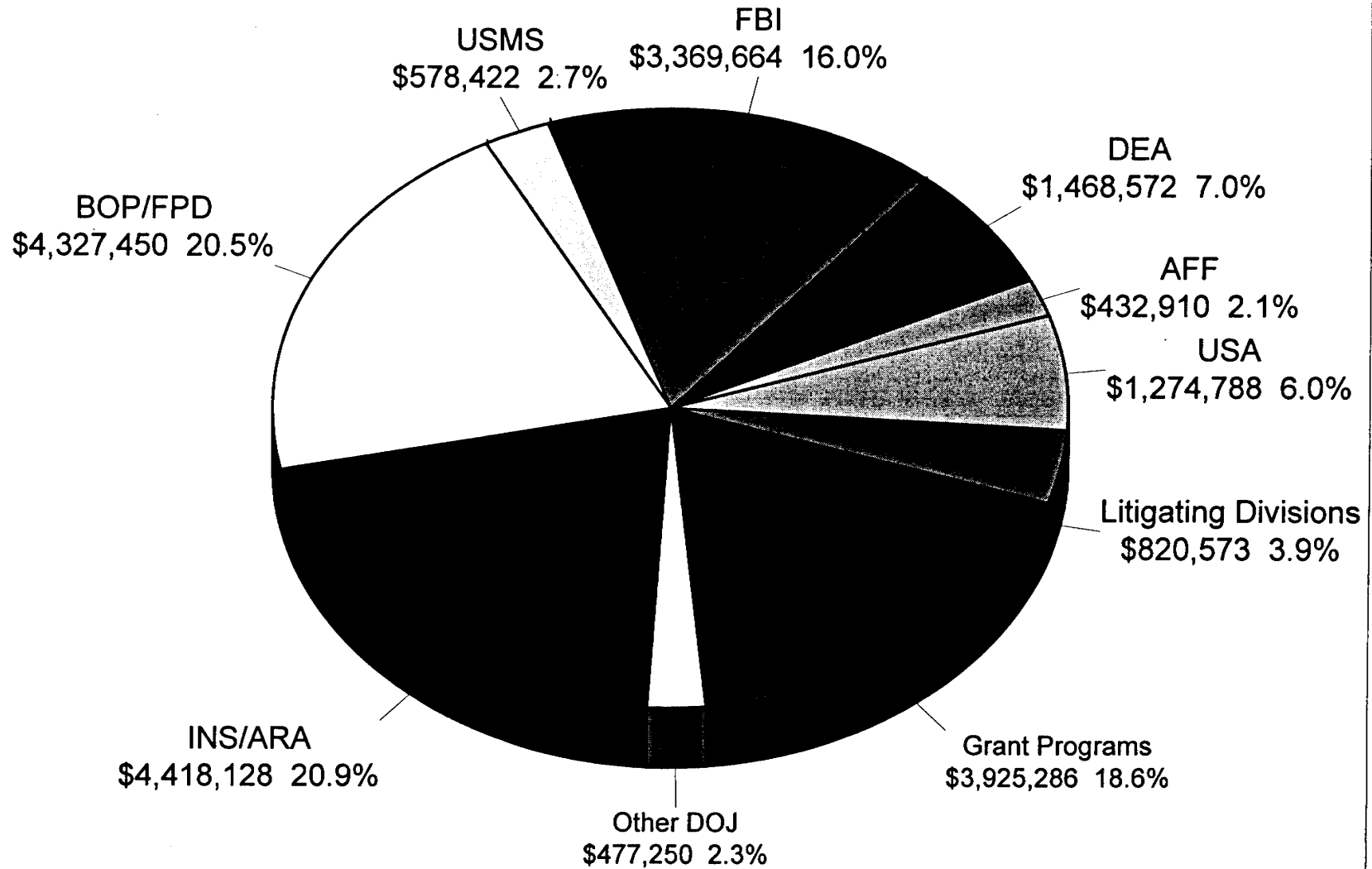
2000 FTE by Agency



Total Authorized FTE - 128,668

Other DOJ includes GA/NDIC, NB, WCF, OIG, OJP, COPS, CRS, Parole, and FCSC.

Department of Justice 2000 Budget Authority by Agency

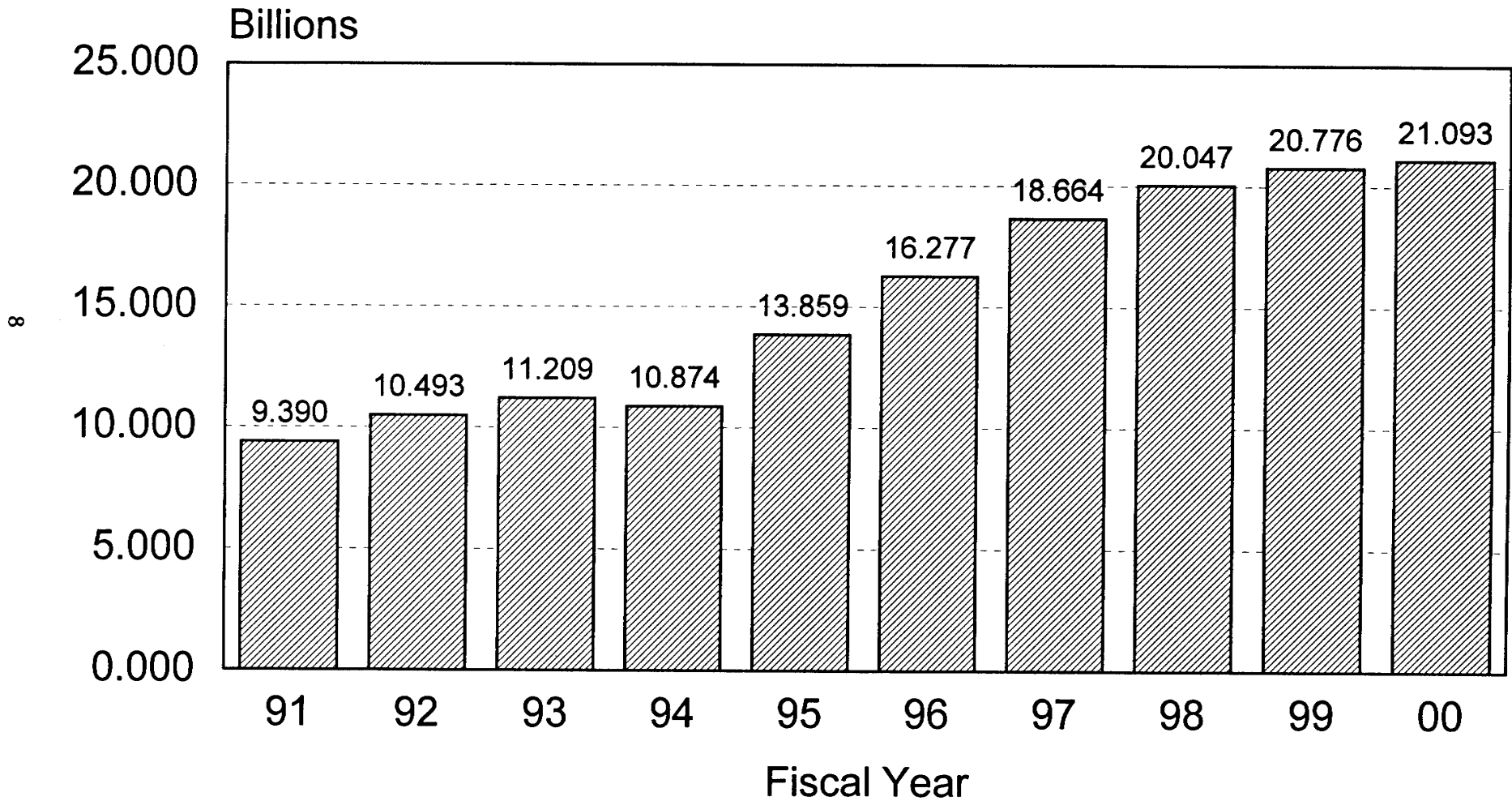


Total Budget Authority - \$21,093,043

Other DOJ includes GA/NDIC, RECTF, OIG, IC, USPC, CRS, FCSC, CTF, FEW, and GA Health, TCC, NB, Fraud Enforcement, Narrowband Communications, and Telecommunications Carrier Compliance.
OCDE is reflected in the participating appropriation accounts.

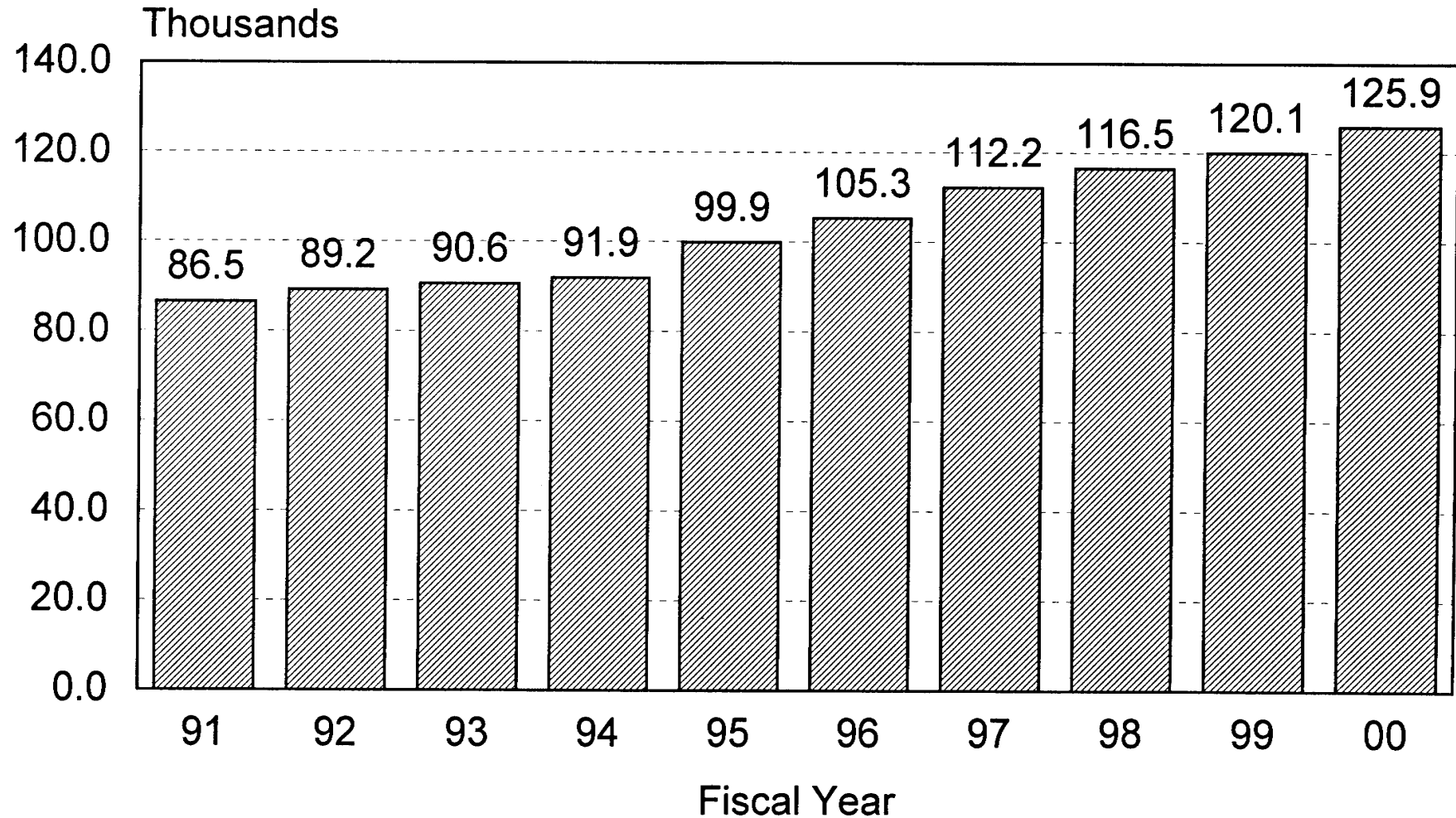
Department of Justice

Budget Authority 1991 - 2000

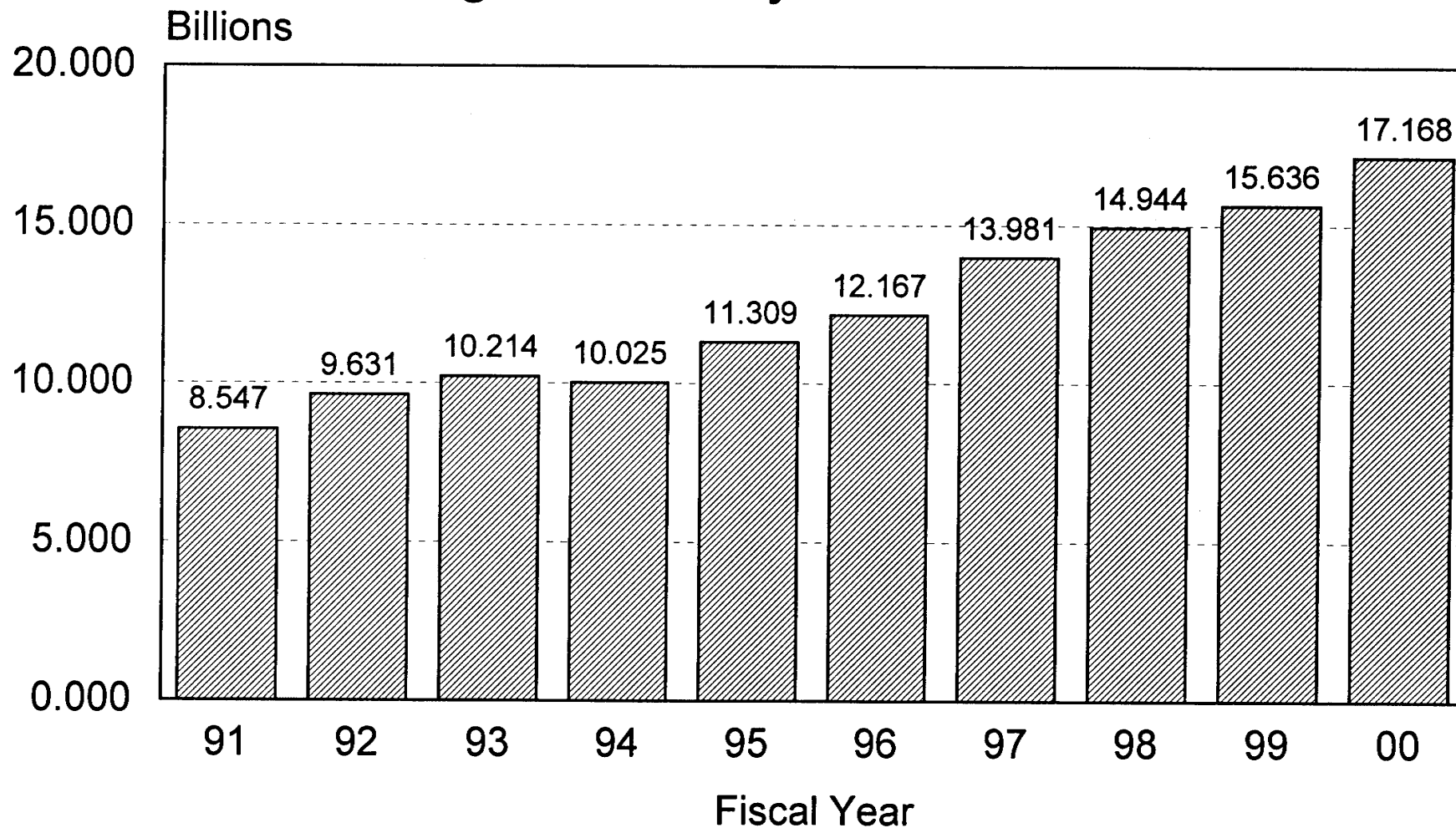


Department of Justice

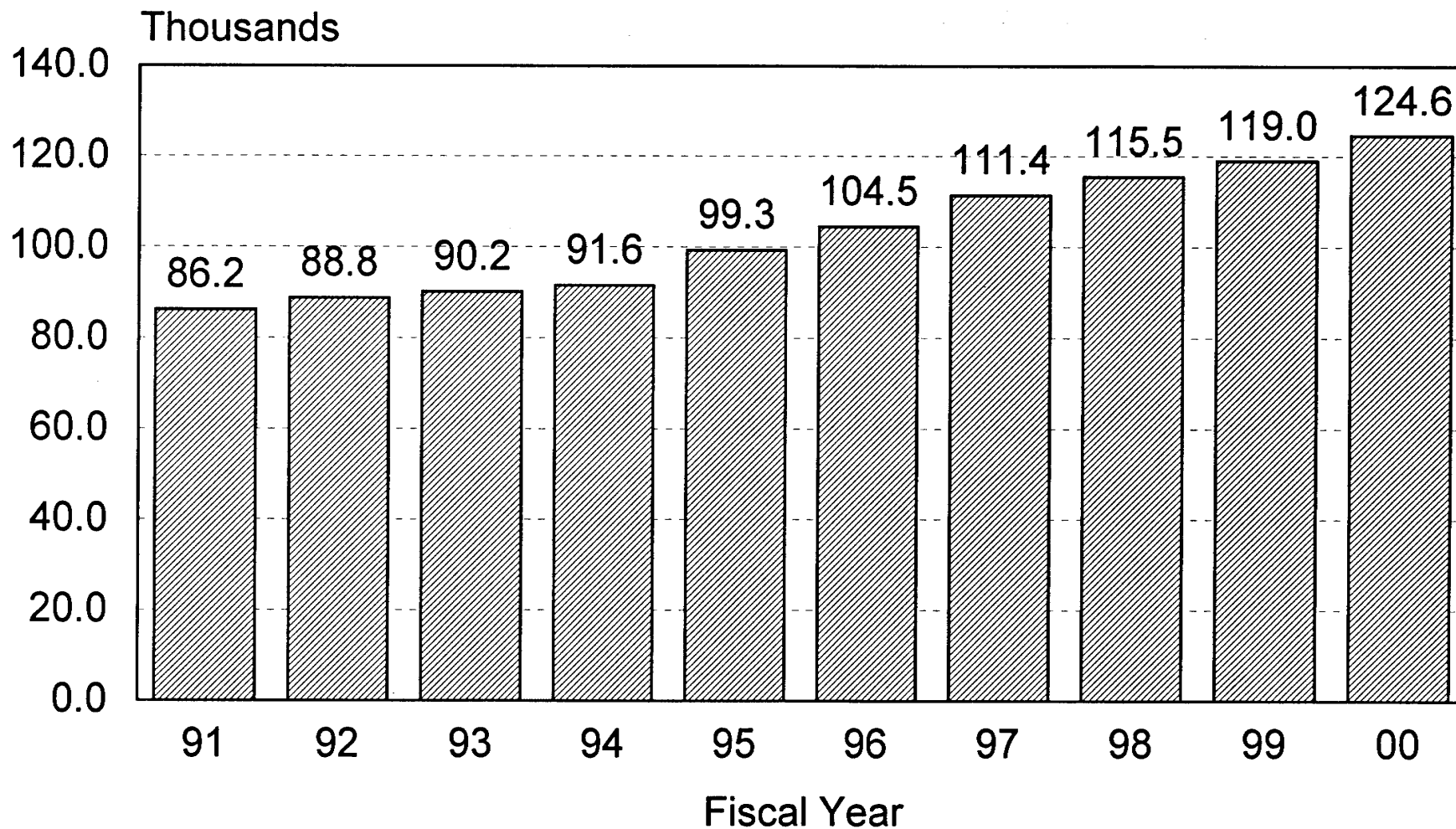
Authorized Positions 1991 - 2000



Department of Justice less Grant Programs Budget Authority 1991 - 2000



Department of Justice less Grant Programs Authorized Positions 1991 - 2000



DEPARTMENT OF JUSTICE
SUMMARY OF 1999 BUDGET AUTHORITY
(Dollars in thousands)

	Perm. Pos.	WY	Amount
1999 ENACTED:			
DIRECT APPROPRIATION.....	98,154	115,725	15,283,559
VIOLENT CRIME REDUCTION PROGRAMS.....	9,594	8,402	5,470,957
TOTAL, DEPARTMENT.....	<u>107,748</u>	<u>124,127</u>	<u>20,754,516</u>
Y2K TRANSFERS			
GENERAL ADMINISTRATION.....	120
OFFICE OF INSPECTOR GENERAL.....	2,835
UNITED STATES PAROLE COMMISSION.....	20
GENERAL LEGAL ACTIVITIES.....	6,389
ANTITRUST DIVISION.....	8
UNITED STATES ATTORNEYS.....	427
UNITED STATES TRUSTEES.....	1,003
UNITED STATES MARSHALS SERVICE.....	700
FEDERAL BUREAU OF INVESTIGATION.....	10,293
DRUG ENFORCEMENT ADMINISTRATION.....	1,967
IMMIGRATION & NATURALIZATION SERVICE.....	9,268
FEDERAL PRISON SERVICE.....	200
TOTAL Y2K TRANSFERS.....	<u>....</u>	<u>....</u>	<u>33,230</u>
RE-ESTIMATES OF FEE ACCOUNTS:			
ASSET FORFEITURE FUND.....	72,219
CRIME VICTIM FUND.....	(50,962)
RE-ESTIMATES.....	<u>....</u>	<u>....</u>	<u>21,257</u>
1999 APPROPRIATION ANTICIPATED:			
DIRECT APPROPRIATION.....	98,154	115,725	15,338,046
VIOLENT CRIME REDUCTION PROGRAMS.....	9,594	8,402	5,470,957
TOTAL, DEPARTMENT.....	<u>107,748</u>	<u>124,127</u>	<u>20,809,003</u>

DEPARTMENT OF JUSTICE
2000 APPROPRIATION LANGUAGE CHANGES

The information provided below describes substantive changes from the Department of Justice Appropriations Act, 1999. Non-substantive changes such as new funding requests, changes in the number of motor vehicles, or changes in references to fiscal years are not included. Also excluded from this discussion are deletion of separate language provisions that provided supplemental funding or rescission in 1999.

General Administration. Language is proposed deleting the provisions limiting the Department Leadership Program and the operations of the Offices of Legislative and Public Affairs.

Narrowband Communications. Language is proposed to request funding of \$80,000,000, to remain available until expended. Funds are for the costs of conversion to narrowband communications systems as mandated by section 104 of the National Telecommunications and Information Administration Organization Act. Such funds may be transferred to any Department of Justice organization upon approval of the Attorney General. These funds are further proposed to be made available through an analog spectrum fee, which FCC will administer. Fees would be collected from commercial broadcasters for their use of analog channels.

Counterterrorism Fund. Language is proposed to reimburse departments and agencies of the Federal Government, instead of any Department of Justice organization, for the costs of providing support to counter, investigate, or prosecute domestic or international terrorism, including continuance of essential governmental functions during a time of emergency. Language is proposed to add two new categories of expenses that the Counterterrorism Fund is able to reimburse in 2000. The first provides reimbursement of the costs of the National Domestic Preparedness Office, and the second provides for costs of designing the Federal Intrusion Detection Network. Language is proposed to provide that unobligated balances available in this account may be used for any of the purposes described in the language.

Language is proposed deleting the provision to reimburse or transfer to agencies of the Department of Justice for any costs incurred in connection with (1) providing bomb training and response capabilities to State and local law enforcement agencies; (2) providing training and related equipment for chemical, biological, nuclear, and cyber attack prevention and response capabilities for States, cities, territories, and local jurisdictions; and (3) providing grants, contracts, cooperative agreements, and other assistance authorized by the Antiterrorism and Effective Death Penalty Act of 1996. Language is proposed deleting the provision transferring funds to the Office of Justice Programs (OJP). These funds are requested in the Federal Bureau of Investigation (FBI) and OJP in the 2000 budget request.

Telecommunications Carrier Compliance Fund. Language is proposed to request funding of \$15,000,000, to remain available until expended, to reimburse the telecommunications industry for eligible costs directly associated with modifying equipment to allow law enforcement to perform court-authorized wiretaps.

Office of the Inspector General. Language is proposed provided that the amount that can be transferred from the Violent Crime Reduction Trust Fund (VCRTF) be changed from one-tenth of one percent to two-tenths of one percent, to maintain program funding, and to compensate for an expected decrease in VCRTF funding. Language is proposed deleting section 130005 of the Violent Crime Control and Law Enforcement Act of 1994, that was previously cited incorrectly.

Salaries and Expenses, United States Attorneys. Language is proposed providing that \$5,000,000 shall be available for pilot intensive firearms prosecution projects, as part of comprehensive gun violence reduction strategies. Language is proposed deleting 1) the provisions extending funding availability of the National Advocacy Center; 2) the expansion of existing Violent Crime Task Forces in the United States Attorneys Offices into demonstration projects; and 3) the provision that in addition

to reimbursable full-time equivalent workyears available to the Office of the United States Attorneys, other positions and full-time equivalent workyears shall be supported from funds for the United States Attorneys.' These provisions were required to meet specific circumstances and are no longer needed. Further, language is proposed deleting the provision that provided funding for additional assistant United States Attorneys and investigators in Philadelphia, Pennsylvania, and Camden County, New Jersey to enforce Federal laws designed to keep firearms out of the hands of criminals.. This requirement will be met in 1999.

Salaries and Expenses, Community Relations Service. Language is proposed expanding the authority of the Attorney General to transfer funds to this account from \$500,000 to \$3,300,000, based on a determination that emergent circumstances require additional funding for conflict prevention and resolution.

United States Trustee Program. Language is proposed that excess fees collected during FY 2000 will remain available until expended but will not be available for obligation until October 1, 2000. Language is proposed that funding be handled through a fee increase of \$25 to chapter 7 and 13, 28 U.S.C. 1930(a)(1), 28 U.S.C. 589a, and section 406(b) of Public Law 101-162, as amended. Finally, language is proposed making interest earned from these collections available for operation of the U.S. Trustee System.

Justice Prisoner and Alien Transportation System Fund (JPATS), United States Marshals Service. Language is proposed, which provides that beginning in fiscal year 2000 and thereafter, payment shall be made from the Justice Prisoner and Alien Transportation Fund for necessary expenses for the scheduling and transportation of prisoners and aliens. This proposal will make the operation of JPATS permanent.

Interagency Crime and Drug Enforcement. Language is deleted for the Interagency Crime and Drug Enforcement account. Beginning in 2000, OCDETF resources will be redistributed into the direct base programs of the participating agencies.

Federal Bureau of Investigation (FBI), Salaries and Expenses. Language is proposed that provides that \$14,000,000 for research, development, testing and evaluation will remain available until expended. Language is proposed deleting the earmark for independent program office for the automation of fingerprint identification services. This office will no longer be needed based on the establishment of the automated fingerprint system.

Drug Enforcement Administration, Salaries and Expenses. Language is proposed that transfers \$15,000,000 to the Drug Diversion Control Fee Account for operating expenses. This transfer is no longer planned.

Immigration and Naturalization Service (INS), Salaries and Expenses. Language is proposed for deletion which limits funds for San Clemente and Temecula checkpoints unless the checkpoints are open and traffic is being checked on a continuous basis. Language, which limits the operations of the Offices of Legislative Affairs and Public Affairs, is proposed for deletion. Finally, language that provides that the number of positions filled through non-career appointment shall not exceed four permanent positions and four full-time FTE is proposed for deletion.

INS, Construction. Language is proposed for deletion that states that no funds shall be available for the site acquisition, design, or construction of any Border Patrol checkpoint in the Tucson sector.

Federal Prison Systems (FPS), Salaries and Expenses. Language is proposed that reduces the amount of carryover funding for facilities activation from \$90,000,000 to \$50,000,000. This amount should meet activation needs of FPS.

Office of Justice Programs (OJP), Justice Assistance. Language is proposed to correct the reference to Grants to State and local law enforcement, cooperative agreements, and other assistance, sections 819, 821, and 822, of the Antiterrorism and Effective Death Penalty Act of 1996.

OJP, State and Local Law Enforcement Assistance. Byrne formula and discretionary grant funding is requested from VCRP, State and Local Law Enforcement Assistance in 2000. No request for this account is contained in the President's 2000 budget, so language is no longer needed.

OJP, VCRP, State and Local Law Enforcement Assistance. Language is proposed to delete funding for the Local Law Enforcement Block Grants. No funding is requested for this program in 2000.

Language is proposed to provide both formula and discretionary grant funding for the Edward Byrne Memorial State and Local Law Enforcement Assistance program. Language is proposed to include within the formula grant program, \$59,950,000 for discretionary grants under Chapter A of subpart 2 of part E of the 1968 Act. All funds for the Byrne grant program are requested from the Violent Crime Reduction Trust Fund in 2000.

Language is proposed to delete funding for the Violent Offender Incarceration/Truth-In-Sentencing (VOITIS) incentive grant funding for payments to States for incarceration of criminal aliens.

Language is proposed that \$6,000,000 shall be provided for the National Institute of Justice for the Prisons at Work Initiative. Language that provided \$10,000,000 for violence on college campuses is proposed to be deleted. Language is proposed that \$5,000,000 be available for research on family violence.

Language that provided \$15,000,000 for grants to States and units of local government for projects to improve DNA analysis is proposed to be deleted.

Language is proposed to provide that states that have existing in-prison drug treatment programs, in compliance with Federal requirements, may use their residential substance abuse grant funds for treatment and sanctions, both during incarceration and after release.

Language is proposed deleting the funding for Juvenile Accountability Incentive Block Grants. No funds are requested for Juvenile Accountability Incentive Block Grants in 2000.

Language is proposed to provide \$33,500,000 for the Weed and Seed Program. Language is proposed to provide \$35,000,000 for the Certainty of Punishment Program, authorized by section 20201 of the 1994 Act; and \$100,000,000 for the Drug Testing and Intervention Program for States and Indian tribes, to support programs to develop or implement comprehensive drug testing policies and to establish interventions to illegal drug use for criminal justice populations.

OJP, Weed and Seed Program Fund. Language is proposed to clarify that funds are to be derived from the Violent Crime Reduction Programs, State and Local Law Enforcement Assistance account, and that funds for administrative expenses may be further transferred to the "Justice Assistance" account..

OJP, Community Oriented Policing Services. Language is proposed to provide the Attorney General the authority to transfer any of these funds (including administrative expenses), and balances for programs funded under this heading in 1999, to the "Violent Crime Reduction Programs, State and Local Law Enforcement Assistance" account, and to authorize administrative expenses to be further transferred to the "Justice Assistance" account. This language will provide optimum flexibility in the operation of these programs.

Language is proposed to delete reference to the use of unobligated balances in 1999 language. Language is proposed for funding Public Safety and Community Policing Grants, including the hiring, rehiring, and redeployment of community law enforcement personnel. Language is also revised to correct the reference to the Court Services and Offender Supervision Agency for the District of Columbia. Further, language is proposed for deletion that provided funding for the Community Policing to Combat Domestic Violence Program and the Community Prosecutors programs. This language is superceded by the request for the Community Prosecution Program.

Language is proposed to fund innovative programs to combat crime, including \$125,000,000 for improved communications and planning grants to States, technical assistance, and demonstration programs under the Public Safety Telecommunications Assistance Program; \$125,000,000 for new crime-solving technologies; \$5,000,000 for DNA research and development; \$55,000,000, as authorized by section 1001(a)(22) of the 1968 Act; and \$50,000,000 for the Bureau of Justice Statistics for grants to upgrade criminal history, justice and identification records systems; and \$100,000,000 for research, technical assistance for crime-solving, data sharing, and crime-forecasting technologies.

Language is proposed for a Community Prosecution Program, including \$150,000,000 for hiring and related costs for prosecutors and related personnel, and \$50,000,000 for training, technical assistance, and programs that expand community prosecution programs.

Language is proposed for funding \$125,000,000 for grants, training, and technical assistance in support of community crime prevention efforts .

OJP, Juvenile Justice Programs. Language is proposed to delete the amounts provided for part B of title II of the Act, for the purpose of providing additional formula grants under part B to States. Language is proposed that would provide \$10,000,000 for development, testing, and demonstration programs to reduce drug use among juveniles, and \$10,000,000 for Youth Gun Violence.

Public Safety Officers Benefits. Language is proposed to request funding of \$3,500,000, for the Federal Law Enforcement Dependent Assistant Program, to remain available until expended.

GENERAL PROVISIONS - DEPARTMENT OF JUSTICE

The following sections are proposed for 2000. Sections 101 through 113 are substantively unchanged from the 1999 enacted provisions.

Section 101, which states that a total of not to exceed \$45,000 from funds appropriated to the Department of Justice in this title shall be available to the Attorney General for official reception and representation expenses in accordance with distributions, procedures, and regulations established by the Attorney General, is unchanged from the 1999 provision.

Section 102 continues the authorizations contained in Public Law 96-132, "The Department of Justice Appropriation Authorization Act, Fiscal Year 1980" until the termination date of this Act or until the effective date of a Department of Justice Appropriation Authorization Act, whichever is earlier. This section also is unchanged.

Section 103, (section 104 of the 1999 Act) which is unchanged, states that none of the funds appropriated under this title shall be used to require any person to perform, or facilitate in any way, the performance of an abortion.

Section 104 (section 105 of the 1999 Act) states that nothing in the preceding section shall remove the obligation of the Director of the Bureau of Prisons to provide escort services necessary for a female inmate to receive such service outside the Federal facility; and that nothing in this section in any way diminishes the effect of section 103 intended to address the philosophical beliefs of individual employees of the Bureau of Prisons.

Section 105 (section 106 of the 1999 Act) states that not to exceed \$10,000,000 of the funds appropriated to the Department of Justice in this Act shall be available for publicly-advertised, extraordinary rewards, which are not subject to the limitations found in 18 U.S.C. 3059 and 3072. Any rewards of \$100,000 or more, up to a maximum of \$2,000,000 must be personally approved by the President or the Attorney General. This section also is unchanged.

Section 106 (section 107 of the 1999 Act) states that not to exceed 5 percent of any appropriation made available for the current fiscal year for the Department of Justice in this Act, including those derived from the Violent Crime Reduction Trust Fund, may be transferred between such appropriations, but no appropriation, except as otherwise specified, shall be increased by more than 10 percent by such transfers. Any transfers pursuant to this section must be treated as a reprogramming of funds under section 605 of this Act. This section also is unchanged.

Section 107 (section 112 of the 1999 Act) provides the authorization of the Assistant Attorney General for the Office Of Justice Programs to make grants, enter into cooperative agreements and contracts, and have final authority over all grants, cooperative agreements, and contracts, for the Office of Justice Programs, for fiscal year 2000 and hereafter. The extension of this authority is the only change.

Section 108 (section 113 of the 1999 Act) states that notwithstanding any other provision of law for fiscal year 2000 and thereafter, with respect to any grant program for which amounts are made available, the term "tribal" means of or relating to an Indian tribe. The extension of this definition is the only change.

Section 109 (section 115 of the 1999 Act) allows the Attorney General, for fiscal year 2000 and hereafter, to obligate any funds appropriated for or reimbursed to the Counterterrorism program of the Department to purchase or lease equipment or any related items, or to acquire interim services, without regard to any otherwise applicable Federal acquisition rule. The extension of this authority is the only change.

Section 110 (section 124 of the 1999 Act) permanently extends the authority, that notwithstanding 5 U.S.C. 6103(a), a nursing facility or home health care agency may submit a request to the Attorney General to conduct a search and exchange of records regarding an applicant for employment if the employment position is involved in direct patient care. The exception from 5 U.S.C 6103(a), the extension of this authority and the conversion to an annual reporting requirement are the only changes in this section.

Section 111 (section 127 of the 1999 Act) makes permanent the provision that any action brought by a prisoner under section 1979 of the Revised Statutes (42 U.S.C. 1983) against a Federal, State, or local correctional facility, arising out of the incarceration of that prisoner, that the financial records shall not be subject to disclosure with the written consent of that person or court order. The extension of this section is the only change.

Section 112 (section 128) of the 1999 Act amends the numerical limitation set for in section 209(b) of the Immigration and Nationality Act (8 U.S.C. 1159(b) shall not apply to any alien described in subsection (b). This section makes this limitation permanent and makes minor punctuation corrections.

Section 113 (section 130 of the 1999 Act) extends the authorization for payment of judgments against the United States and settlements of claims in suits against the United States arising from the Financial Institutions Reform, Recovery and Enforcement Act (FIRREA). This section makes this authorization permanent.

Section 114 amends section 151 of the Foreign Relations Authorization Act by inserting "or Federal Bureau of Investigation" after "Drug Enforcement Administration." This will provide special allowances for FBI agents in hazardous duty locations outside the United States.

Section 115 amends section 122 of the Department of Justice Appropriations Act, 1998 by extending the authorization for an FBI personnel management system, through 2002. This authorization otherwise expires in 2000.

Section 116 provides that whenever the Federal Bureau of Investigation (FBI) participates in a cooperative project with a foreign country on a cost-sharing basis, any funds received by the FBI to meet that country's share of the project may be credited to any appropriation available to the FBI for the purposes served by the project. This will allow the FBI to enter into cooperative projects with foreign countries in order to improve law enforcement or intelligence operations and services.

Section 117 states that notwithstanding 50 U.S.C. App. 1989b, the Attorney General may make available from any funds available to the Department not more than \$3,000,000 for the purpose of paying restitution to individuals who are eligible for restitution under the Civil Liberties Act of 1988, and who are found eligible under the settlement agreement in the case of Carmen Mochizuki. This will provide for payments under the Mochizuki agreement.

Section 118 amends section 507 of Title 28, United States Code by adding "(c) Notwithstanding the provisions of Title 31, section 901, the Assistant Attorney General for Administration (AAGA) shall be the Chief Financial Officer of the Department of Justice." This provision provides statutory language to make the AAGA the Department of Justice's Chief Financial Officer by statute.

Section 119 allows that funds available to the United States Marshals Service (USMS) may be used to acquire subsistence and medical care for persons in the custody of the USMS at fair and reasonable prices. This section limits such costs to the expenses charged for similar health-care services paid pursuant to Medicare and Medicaid.

Section 120 amends section 1404B of the Victims of Crime Act of 1984 (42 U.S.C. 10603b) as amended, for Compensation and Assistance to Victims of Terrorism or Mass Violence. This provision provides authority to make compensation and assistance to victims of terrorism or mass violence.

Section 121 amends section 286(d) of the Immigration and Nationality Act (8 U.S.C. 1356) by removing "shall charge and collect \$6" and inserting "shall charge and collect \$8".

Section 122 amends section 286 of the Immigration and Nationality Act (8 U.S.C. 1356), by providing that the Attorney General is authorized to charge and collect funds for the immigration inspection of each commercial vessel passenger whose travel originated in Mexico, Canada, or the United States. Regularly-scheduled service on the Great Lakes is exempted from this change.

Section 123 provides authority to the Federal Bureau of Investigation (FBI) to carry out a 3-year demonstration project for the defensive arming of select non-agent personnel. This provision will allow the FBI to conduct a 3-year demonstration project for a select number of FBI non-agent personnel who provide surveillance support to investigations of counterterrorism and counterintelligence activities.

The following sections are proposed for deletion and do not appear in the 2000 request. The section numbers are those in the 1998 Appropriations Act. Most of these sections amend the underlying statute or are permanent authorities and, thus, do not need to be continued.

Section 103 prohibited the use of Department of Justice funds to pay for an abortion. The Administration plans to work with Congress to address this issue.

Section 108 permanently amended the authority to make expenditures out of the Commissary fund of the Federal Prison System for the Inmate Telephone System. Therefore, this section is no longer required.

Section 109 permanently amended Section 3201 of the Crime Control Act of 1990, allowing humanitarian payments for employees of FBI, DEA and INS. Therefore, this section is no longer required.

Section 110 stated that any amounts credited to the "Legalization Account" established under section 245(c)(7)(B) of the Immigration and Nationality Act are transferred to the "Examinations Fee Account" established under section 286(m) of that Act. Therefore, this section is no longer required.

Section 111 required that the Director of the Bureau of Prisons conduct a one-time study, not later than 270 days after the date of the enactment of this Act, of private prisons that evaluates the growth and development of the private prison industry during the past 15 years, training qualifications of personnel at private prisons, and the security procedures of such facilities. Therefore, this section is no longer required.

Section 114 permanently amended Section 286(e)(1)(C) of the Immigration and Nationality Act (8 U.S.C. 1356(e)(1)(C) by inserting "State" and a comma immediately before "territory". Therefore, this section is no longer required.

Section 116 permanently amended Section 110(a) of the Illegal Immigration Reform and Immigrant Responsibility Act of 1996 (8 U.S.C. 1221 note). Therefore, this section is no longer required.

Section 117 permanently amended Section 402 of the Controlled Substances Act (21 U.S.C 842). Therefore, this section is no longer required.

Section 118 provided that the General Accounting Office would monitor the compliance of the Department of Justice and all United States Attorneys with the "Guidance on the Use of the False Claims Act in Civil Health Care Matters" issued by the Department, and provide a report to the Committees on the Judiciary and the Committees on Appropriations. Therefore, this section is no longer required.

Section 119 amended 18 U.S.C 921(a), Firearms Safety. (a) Secure Gun Storage Device. Therefore, this section is no longer required.

Section 120 amended 42 U.S.C. 3760, Firearm Safety Education Grants. Therefore, this section is no longer required.

Section 121 amended Section 922 of title 18, United States Code. Therefore this section is no longer required.

Section 122 amended Section 3486(a)(1) of title 18, United States Code. Therefore this section is no longer required.

Section 123 amended Section 170102 of the Violent Crime Control and Law Enforcement Act of 1994 (42 U.S.C. 14072). Therefore this section is no longer required.

Section 125 permanently amended the extension of payments of relocation expenses listed in section 5724(b)(1) of Title 5 of the United States Code to include the Commonwealth of Puerto Rico, the Commonwealth of the Northern Mariana Islands, and the territories and possession of the United States. Therefore, this section is no longer required.

Section 126 made a one-time reduction of \$20,038,000 to the total amounts appropriated under the 1999 Act. Therefore, this section is no longer required.

Section 129 provided amendments to the Juvenile Justice and Delinquency Prevention Act of 1974. Therefore, this section is no longer required.

DEPARTMENT OF JUSTICE
AUTHORIZATION OF APPROPRIATIONS
(In thousands of dollars)

Account	FY 1999 Enacted	FY 2000 Authorization	FY 2000 Request	Authorization Citation	Auth Until
General Administration - S&E	\$79,448	...	\$87,534	Dept. of Justice Authorization Act, 1980 (P.L. 96-132)	1999
Health Care Fraud	32,435	\$38,000 to \$48,000	32,435	Health Insurance Port. & Acct. Act, P.L. 104-191, Sec. 201 (b)	indef
Nat'l Drug Intell. Ctr. Transfer	27,000	...	27,000		
Joint Automated Booking System		
Narrowband Communications	80,000	47 USC 903 (d)(1)	
Telecommunication Carrier Compliance Fund	...	500,000	15,000	Comm. Asst. for Law Enforc. Act, 1994 (P.L. 103-414)	1998
Counterterrorism Fund	145,000	...	27,000	P.L. 104-19, Emerg. Supp. Appr & Resc. Act of 1995	
Administrative Rev. & Appeals	75,312	...	89,901		
20 Immigration Judges	...	such sums	...	Sec. 512 of P.L. 101-649, Immigration Act, 1990	1995
Working Capital Fund		
Office of the Inspector General	37,010	...	45,021		
U.S. Parole Commission	7,400	...	8,527	Dept. of Justice Authorization Act, 1980 (P.L. 96-132)	1999
General Legal Activities					
Salaries & expenses	472,929	...	568,316	Dept. of Justice Authorization Act, 1980 (P.L. 96-132)	1999
Vaccine Injury Comp	[4,028]	...	[4,028]	Sec. 6601, Omnibus Budget Reconciliation Act, 1989, as amended by P.L. 101-502 (104 Stat 1289)	1992
Office of Special Counsel - Anti-discrim.	[5,403]	...	[5,523]	Sec. 531 of P.L. 101-649, Immigration Act, 1990	indef
Independent Counsel	9,500	indef	9,500	P.L. 103-270, Independent Counsel Reauthorization Act of 1994 (New Investigations) On Going Investigations	1999 indef
Antitrust Division - S&E	Dept. of Justice Authorization Act, 1980 (P.L. 96-132)	1999
Offsett Fee Coll (est)	98,275	indef	114,373	Fees Auth - Sec. 605, 1990 CJSJ Appro (P.L. 101-162)	indef

DEPARTMENT OF JUSTICE
AUTHORIZATION OF APPROPRIATIONS
(In thousands of dollars)

Account	FY 1999 Enacted	FY 2000 Authorization	FY 2000 Request	Authorization Citation	Auth Until
U.S. Attorneys - S&E	1,009,680	...	1,217,788	Dept. of Justice Authorization Act, 1980 (P.L. 96-132)	1999
Foreign Claims Settlement Commission	\$1,227	...	\$1,175	5 USC 3109	
U.S. Marshals Service - S&E	477,056	such sums	543,380	28 USC 561(i)	indef
Construction	4,600	...	8,832		
JPATS	18 USC 4013	
Federal Prisoner Detention	425,000	such sums	550,232	28 USC 561(i)	indef
Fees & Expenses of Witnesses	95,000	...	110,000	Dept. of Justice Authorization Act, 1980 (P.L. 96-132)	1999
Community Relations Service	7,199	...	10,344	Dept. of Justice Authorization Act, 1980 (P.L. 96-132)	1999
U.S. Trustees	...	such sums	...	28 USC 589a(a), 28 USC 1930(a)	indef
Offset Fee Coll (est)	115,251	indef	129,329	Fees Auth - Sec. 111, 1994 CJSJ Appro (P.L. 103-121) Fees Auth - Sec. 109, 1997 CJSJ Appro (P.L. 104-208)	indef indef
Assets Forfeiture Fund	23,000	such sums	23,000	28 USC 524(c)(1)(A)(ii), (B), (F), and (G)	indef
Offset Fee Coll (est)	479,219	such sums	409,910	28 USC 524(c)(4)	indef
Radiation Exposure Compensation - Admin Exp	2,000	...	2,000		2012
Payment to Trust Fund	...	such sums	21,714	Sec. 3(e), P.L. 101-426, Radiation Exp Comp Act, amended	2012
Interagency Crime and Drug Enforcement	304,014	Created in Sec 1055, P.L. 100-690, Anti-Drug Abuse Act of 1988	

DEPARTMENT OF JUSTICE
AUTHORIZATION OF APPROPRIATIONS
(In thousands of dollars)

Account	FY 1999 Enacted	FY 2000 Authorization	FY 2000 Request	Authorization Citation	Auth Until
Federal Bureau of Investigation - S&E	2,768,485	...	3,002,876	Dept. of Justice Authorization Act, 1980 (P.L. 96-132)	1999
Construction	1,287	...	10,287		
Health Care Fraud	66,000	\$76,000	76,000	Health Insurance Port. & Acct. Act, P.L. 104-191,	indef
Drug Enforcement Administration	\$810,980	...	\$975,242	Dept. of Justice Authorization Act, 1980 (P.L. 96-132)	1999
Construction	8,000	...	8,000		
Offset Coll - Diver Contr Fee (est)	76,710	indef	80,330	Fees Auth - Sec. 111(b), 1993 CJSJ Appro (P.L. 102-395)	indef
Immigration & Naturalization Service - S&E		
Enforcement and Border Affairs	1,202,048	...	1,800,627	Dept. of Justice Authorization Act, 1980 (P.L. 96-132)	1999
Citizenship and Benefits, Support and PRG Direct	434,489	...	535,011		
Construction	90,000	...	99,664		
Immigration Emergency Fund	Auth - IRCA, Sec. 113, P.L. 99-603	indef
Offset Coll - User Fee (est)	486,071	indef	517,800	Fees Auth - IRCA, Sec. 201(a), P.L. 99-603	indef
Offset Coll - Enforcement Fines (est)	4,050	indef	3,800	Fines Auth - Sec 280 INA, Sec. 203(b), 543(a), & 544	indef
Offset Coll - Legalization Fee (est)	998	indef	1,152	Fees Auth - Sec. 111(b), 1993 CJSJ Appro, P.L. 102-395	indef
Offset Coll - Exams Fee (est)	634,702	indef	687,427	Fees Auth - Sec. 111(b), 1993 CJSJ Appro, P.L. 102-395	indef
Offset Coll - Land Border Fee (est)	3,275	indef	6,595	Fees Auth - 1994 CJSJ Appro, P.L. 103-121	2000
Offset Coll - Breached Bond/Det. Fund (est)	176,950	indef	116,900	Fees Auth - Sec. 112, 1993 CJSJ Appro. P.L. 102-395	indef
Bureau of Prisons - S&E	2,862,354	...	3,191,928	Dept. of Justice Authorization Act, 1980 (P.L. 96-132)	1999
Buildings & Facilities	410,997	...	558,791	Dept. of Justice Authorization Act, 1980 (P.L. 96-132)	1999
Fed Prison Industries (Limitation)	Dept. of Justice Authorization Act, 1980 (P.L. 96-132)	1999

DEPARTMENT OF JUSTICE
AUTHORIZATION OF APPROPRIATIONS
(In thousands of dollars)

Account	FY 1999 Enacted	FY 2000 Authorization	FY 2000 Request	Authorization Citation	Auth Until
Office of Justice Programs:					
Emergency Assistance	42 USC 10513	indef
Management & Administration	31,456	...	37,673	42 USC 3793(a)(3)	indef
Civil Rights Enforcement Partner Grants	5,000	Section 2 10101, P.L. 103-322, VCCLEA of 1994	
Nat'l Institute of Justice	46,148	...	43,448	42 USC 3793(a)(2)	
Counterterrorism Technology Development Program	P.L. 104-132, Section 821 Antiterrorism & Eff. Death Penalty Act of 1996	
Local Firefighter & Emergency Service	P.L. 104-132, Section 819 Antiterrorism & Eff. Death Penalty Act of 1996	
Bureau of Justice Statistics	25,029	...	32,609	42 USC 3793(a)(1)	
National Sexual Offender Registry	PL 105-119	
 RISS	 \$20,000	 such sums	 \$20,000	 42 USC 3793, (a)(4)	 indef
PSOB:					
Death Benefits	31,809	such sums	32,541	42 USC 3793(a)(3)	indef
Disability Benefits	...	such sums	3,500	(same as above)	indef
Federal Law Enforcement Dependents Asst.	...	such sums	...	(same as above)	indef
 Bureau of Just Assistance:					
Anti-Drug Abuse Grants					
Formula Grants	505,000	such sums	...	42 USC 3761; (See VCRP)	2000
Discretionary Grants	47,000	such sums	...	(same as above)	2000
Subtotal	552,000		...		
 Correct'l Options Grant		 42 USC 3793(a)(6)	
Counterterrorism	173,500	PL 104.132; (See VCRP)	2000
 Criminal Child Sup. Enforce.		 42 USC 3793(a)(10)	 1996
White Collar Crime	7,350	...	9,250	42 USC 14181	

DEPARTMENT OF JUSTICE
 AUTHORIZATION OF APPROPRIATIONS
 (In thousands of dollars)

Account	FY 1999 Enacted	FY 2000 Authorization	FY 2000 Request	Authorization Citation	Auth Until
Juvenile Justice Programs:					
Title II JJDP A-Juv Just & Delinq Prev					
Part A-M&A/Fed Effr	6,847	...	6,847	42 USC 5671(a)(1)	
Part B-Form Grnts	89,000		89,000	(same as above)	
Part C-Discr Grnts	42,750		46,750	(same as above)	
Subtotal, Prts A, B, C	138,597	...	142,597		1996
Part D-Gang Free Schools & Comm.	12,000	...	12,000	42 USC 5671(a)(2)	1996
Part E-State Challenge	10,000	such sums	10,000	42 USC 5671(a)(3)	1996
Part F-Treat Juv Offenders	...	such sums	...	42 USC 5671, (a)(4)	1996
Part G-Mentoring	12,000	such sums	12,000	42 USC 5671, (a)(5)	1996
Part H-Boot Camps	...	such sums	...	42 USC 5671, (a)(6)	1993
Title V - Incentive Grants for Local					
Delinquency Prevention	\$95,000	...	\$95,000	42 USC 5785	
Alcohol Prevention	[25,000]		...	P.L. 106-119	
Anti-Drug Demonstration	10,000	...	10,000	P.L. 105-277	
Missing Children's	17,168	such sums	17,168	42 USC 5777	1996
Victims of Child Abuse Act:	7,000		7,000		
Sec. 213-Reg Child Advocation Ctr	...	such sums	...	42 USC 13004(a)	1996
Sec. 214-Local Child Advocacy Ctr	...	such sums	...	(same as above)	1996
Sec. 214a-Tech Assistance/Training	...	such sums	...	42 USC 13004(B)	2000
Court Appointed Special Advocate	...	\$10,000	...	42 USC 13014	1996
Child Abuse Training					
Sec. 223 (a) Prg. Development	...	460	...	42 USC 13024	2000
Sec. 223(b) Tech. Asst./Trng.	...	1,840	...	(same as above)	2000

DEPARTMENT OF JUSTICE
 AUTHORIZATION OF APPROPRIATIONS
 (In thousands of dollars)

Account	FY 1999 Enacted	FY 2000 Authorization	FY 2000 Request	Authorization Citation	Auth Until
Weed and Seed	33,500	P.L. 105-277	
Offsetting Collections - Crime Victims Fund	324,038	indef	375,000	42 USC 10601	indef
Community Policing		
State and Local Telecommunications Equipment	100,000		
	<u>\$15,338,046</u>		<u>\$16,943,027</u>		

NOTE: The Department of Justice Authorization Act of 1980, P.L. 96-132, is extended annually in the appropriations act.
 Sec. 204 of the Crime Control Act of 1976 (P.L. 94-503, 90 Stat 2407) mandates that no funds be appropriated for the Department of Justice, except as specifically authorized by an Act of Congress.

DEPARTMENT OF JUSTICE
VIOLENT CRIME REDUCTION PROGRAM, ENACTED VS REQUESTED - FY 2000
(In thousands of dollars)

Account	FY 1999 Enacted	FY 2000 Authorization	FY 2000 Request	Authorization Citation	Auth Until
Administrative Rev. & Appeals	\$59,251		\$59,251	Sec. 130005, 130007, P.L. 103-322, VCCLEA of 1994	1998
Civil Division	8,160		8,555	Sec. 130005, P.L. 103-322, VCCLEA of 1994	1998
U.S. Attorneys	80,698		57,000	Sec. 130005, 190001(d), 40114, P.L. 103-322, VCCLEA of 1994; P.L. 104-132, Sec. 815, Antiterrorism and Effective Death Penalty Act of 1996.	2000
U.S. Marshals	25,553		26,210	Sec. 190001 (b), P.L. 103-322, VCCLEA of 1994	2000
Federal Bureau of Investigation	223,356		280,501	Sec. 190001(b), 210306, 210501(c)(2)(3), P.L. 103-322, VCCLEA of 1994; P.L. 104-132, Sec. 811, Antiterrorism and Effective Death Penalty Act of 1996.	2000
Drug Enforcement Administration	405,000		405,000	Sec. 180104, and 190001 (b), P.L. 103-322, VCCLEA of 1994; Sec. 814, P.L. 104-132, Antiterrorism and Effective Death Penalty Act of 1996.	2000
Immigration and Naturalization Service	842,490		500,000	Sec. 130005, 130006, 130007, P.L. 103-322, VCCLEA of 1994; Sec. 813, P.L. 104-132, Antiterrorism and Effective Death Penalty Act of 1996.	1998
Federal Prison System	26,499		26,499	Sec. 32001, P.L. 103-322, VCCLEA of 1994	2000
Office of Justice Programs					
DNA Identification - State Grants	15,000	\$17,500	...	42 USC 3793 (a)(22)	2000
Family Support Research	1,500	7,500	1,500	42 USC 3793 (a)(21)	2000
Access to Fed Crim Info. (Stalker)	42 USC 14032	1998
Criminal Rec Upgrade (Brady)	45,000	Inst Checks - such sums Impvmts to St. record system	...	18 USC 922	1997
Drug Testing and Intervention Program	...		\$100,000	Proposed Legislation Being Prepared	

DEPARTMENT OF JUSTICE
VIOLENT CRIME REDUCTION PROGRAM, ENACTED VS REQUESTED - FY 2000
(In thousands of dollars)

Account	FY 1999 Enacted	FY 2000 Authorization	FY 2000 Request	Authorization Citation	Auth Until
Anti-Drug Abuse Grants					
Formula Grants	\$400,000	Sec. 210101, P.L. 103-322, VCCLEA of 1994; P.L. 104-132, Sec. 822(b), Antiterrorism and Effective Death Penalty Act of 1996.	2000
Discretionary Grants	59,950		
Motor Vehicle Prevention	1,300	...	1,300	42 USC 14171 (h)	1998
State Criminal Alien Asst.	\$420,000	\$350,000	500,000	8 USC 1252 (j)(5)	2000
Violent Youth Court Programs	...	32,000	...	Sec. 210602, VCCLEA of 1994 (P.L. 103-322) 42 USC 141(a)(d)	2000
Prosecutor Initiative	...	12,000	...	42 USC 13867	2000
Rural Law Enforce. Grants	...	66,000	...	42 USC 3793 (a)(9)	2000
St. Prison Drug Trtmt Grants	...	72,000	...	42 USC 3793 (a)(17)	2000
Family Unity State Grants	...	4,860	...	42 USC 13883	2000
Family Unity - Fed Prisons	...	540	...	42 USC 13883	2000
State Correctional Grants	720,500	2,753,100	75,000	42 USC 13708 (a) (1)	2000

DEPARTMENT OF JUSTICE
VIOLENT CRIME REDUCTION PROGRAM, ENACTED VS REQUESTED - FY 2000
(In thousands of dollars)

Account	FY 1999 Enacted	FY 2000 Authorization	FY 2000 Request	Authorization Citation	Auth Until
TB Prev & Trtmt in Correct. Institutions	...	\$1,200	...	42 USC 13911(c)(3)	2000
Certain Punish for Youth Offender	...	40,000	\$35,000	42 USC 3793(a)(16)	2000
Victims of Child Abuse Act Grants for Tele. Testimony	\$1,000	1,000	\$1,000	42 USC 3793 (a) (7)	2000
Missing Alzheimer's Disease Alert Prgram	900	900	900	42 USC 14181 (d)	1998
Drug Courts	40,000	200,000	50,000	PL 104-134	2000
Model Inten Prev. Gts.	...	125,100	...	42 USC 13777	2000
Local Crime Prev. Block	...	75,940	...	42 USC 13752(a)	2000
Youth Academies	...	8,100	...	42 USC 13802	2000
Victims of Child Abuse Act Court Appointed Special Advocate	9,000	9,000	9,000	42 USC 13014 (a)	2000
Child Abuse Trng. for Judi. Personnel & Practitioners	2,000	400	2,000	42 USC 13024 (a)	
Telemkt. Fraud Prven.	2,000	2,500	2,000	Sec. 250005, P. L. 103-322, VCCLEA of 1994	2000
Local Law Enforc. Block.	523,000	1998 CJSJ Appropriation Act (P.L. 105-119)	2000
Juvenile Accountability Incentive Block Grants	250,000	Title III of H.R. 3, 1998 CJSJ Appro. Act (P.L. 105-119)	1996
Violence Against Women Law Enforc. & Prosec Gnts.	\$206,750	\$174,000	\$206,750	42 USC 3793(a)(18)	2000

DEPARTMENT OF JUSTICE
 VIOLENT CRIME REDUCTION PROGRAM, ENACTED VS REQUESTED - FY 2000
 (In thousands of dollars)

Account	FY 1999 Enacted	FY 2000 Authorization	FY 2000 Request	Authorization Citation	Auth Until
Encourg. Arrest Policies	34,000	...	34,000	42 USC 3793(a)(19)	1998
Rural Domes. Viol. Enforce.	25,000	...	25,000	42 USC 13971(c)	1998
Training Programs	5,000	...	5,000	42 USC 13941(c)	1997
Resid Substance Abuse Treatment	63,000	...	65,100		
Community Prosecutors' Program		
Indian Tribal Court Program	5,000	...	5,000		
Weed and Seed	33,500		
Community Policing	1,430,000		1,175,000	Sec. 10003, 200101, 200201, P.L. 103-322, VCCLEA of 1994	2000
Counterterrorism Technology Development Program	P.L. 104-132, Sec. 821, Antiterrorism and Effective Death Penalty Act of 1996.	
	\$5,470,957		\$4,150,016		

DEPARTMENT OF JUSTICE
2000 ESTIMATE COMPARED WITH 1999 AND 1998 REQUIREMENTS
(DOLLARS IN THOUSANDS)

APPROPRIATION	1998 ACTUAL				1999 APPROPRIATION				2000 PRESIDENT'S BUDGET			INCREASE OR DECREASE FROM 1999 TO 2000		
	POS	WYS	WYS-R	OBLIGS	POS	WYS	ENACTED	AVAILABLE	POS	WYS	AMOUNT	POS	WYS	AMOUNT
GENERAL ADMINISTRATION.....	635	646	81	77,033	636	657	79,328	79,448	652	677	87,534	16	20	8,086
GA - NAT'L DRUG INTEL CENTER (050).....	27,000	[222]	222	27,000	27,000	[222]	222	27,000
NARROWBAND COMMUNICATIONS.....	6	6	80,000	6	6	80,000
TELECOMM. CARRIER COMPLIANCE.....	15,000	15,000
COUNTERTERRORISM FUND.....	56,676	145,000	145,000	27,000	-118,000
ADMIN REVIEW & APPEALS.....	1,137	1,061	...	130,922	1,137	1,155	134,563	134,563	1,120	1,142	149,152	-17	-13	14,589
EXECUTIVE OFFICE FOR IMMIGRATION REV.....	1,122	1,048	...	129,365	1,122	1,140	132,963	132,963	1,105	1,127	147,483	-17	-13	14,520
OFFICE OF THE PARDON ATTORNEY.....	15	13	...	1,557	15	15	1,600	1,600	15	15	1,669	69
OFFICE OF THE INSPECTOR GENERAL.....	326	327	133	33,353	326	312	34,175	37,010	409	377	45,021	83	65	8,011
WORKING CAPITAL FUND.....	[723]	654	[723]	723	[723]	723
U.S. PAROLE COMMISSION.....	42	58	...	4,958	74	79	7,380	7,400	81	86	8,527	7	7	1,127
GENERAL LEGAL ACTIVITIES.....	3,540	3,457	315	459,883	3,612	3,658	474,700	481,089	3,790	3,784	576,871	178	126	95,782
ANTITRUST DIVISION.....	48	45	...	5,480
U.S. ATTORNEYS.....	8,948	8,687	1,113	1,105,390	9,044	9,312	1,089,951	1,090,378	10,283	10,384	1,274,788	1,239	1,072	184,410
U.S. TRUSTEES.....
FOREIGN CLAIMS SETTLEMENT COMM (150).....	11	5	...	802	11	11	1,227	1,227	11	11	1,175	-52
U.S. MARSHALS.....	4,269	4,066	71	500,578	4,210	4,220	506,509	507,209	4,423	4,360	578,422	213	140	71,213
SALARIES & EXPENSES.....	4,269	4,066	71	500,578	4,210	4,037	501,909	502,609	4,414	4,172	569,590	204	135	66,981
CONSTRUCTION.....	4,600	4,600	9	5	8,832	9	5	4,232
JUSTICE PRISONER & ALIEN TRANSP. SYSTEM.....	[183]	183	[183]	183
FEDERAL PRISONER DETENTION.....	440,978	425,000	425,000	550,232	125,232
COMMUNITY RELATIONS SERVICE.....	41	39	...	5,319	56	51	7,199	7,199	86	71	10,344	30	20	3,145
ASSETS FOR FUND CURR BUD AUTH.....	19,463	23,000	23,000	23,000
RADIATION EXP COMP ADMIN EXP (050).....	1,210	2,000	2,000	2,000
RADIATION EXP COMP TRUST FUND (050).....	12,339	21,714	21,714
INTERAGENCY CRIME & DRUG ENFORCEMENT.....	[3,015]	[2,960]	...	294,967	[3,015]	[2,960]	304,014	304,014	-304,014
FEDERAL BUREAU OF INVESTIGATION.....	24,938	24,408	2,543	2,975,680	25,693	24,716	2,982,835	2,993,128	26,519	25,576	3,293,664	826	860	300,536
SALARIES & EXPENSES.....	24,938	24,408	2,543	2,953,599	25,693	24,716	2,981,548	2,991,841	26,519	25,576	3,283,377	826	860	291,536
CONSTRUCTION.....	22,081	1,287	1,287	10,287	9,000
DRUG ENFORCEMENT ADMINISTRATION.....	6,774	6,480	841	1,145,450	7,391	7,009	1,222,013	1,223,980	8,418	8,331	1,388,242	1,027	1,322	164,262
SALARIES & EXPENSES.....	6,774	6,480	841	1,143,145	7,391	7,009	1,214,013	1,215,980	8,418	8,331	1,380,242	1,027	1,322	164,262
CONSTRUCTION.....	2,305	8,000	8,000	8,000
IMMIGRATION AND NATURALIZATION SERVICE.....	20,013	19,127	104	2,341,734	21,795	20,032	2,559,759	2,569,027	22,183	21,394	2,935,302	388	1,362	366,275
SALARIES & EXPENSES.....	19,982	19,100	104	2,258,282	21,725	19,981	2,469,759	2,479,027	22,113	21,325	2,835,638	388	1,344	356,611
CONSTRUCTION.....	31	27	...	83,452	70	51	90,000	90,000	70	69	99,664	...	18	9,664
FEDERAL PRISON SYSTEM.....	32,801	30,086	136	3,186,140	32,683	32,811	3,299,650	3,299,850	34,052	34,420	3,777,218	1,369	1,609	477,368
SALARIES AND EXPENSES.....	32,507	27,762	136	2,748,414	32,377	30,108	2,888,653	2,888,853	33,712	31,692	3,218,427	1,335	1,584	329,574
BUILDINGS AND FACILITIES.....	294	250	...	437,726	306	303	410,997	410,997	340	308	558,791	34	5	147,794
FEDERAL PRISON INDUSTRIES.....	[2,011]	1,653	[2,011]	1,835	[2,029]	1,844	9	...
COMMISSARY FUND.....	[564]	421	[565]	565	[588]	576	11	...
OFFICE OF JUSTICE PROGRAMS.....	1,009	843	...	4,912,296	1,101	1,116	4,817,198	4,817,198	1,302	1,263	3,517,745	201	7,924	-1,304,453
JUSTICE ASSISTANCE.....	743	661	...	184,185	835	850	148,051	148,051	915	936	346,195	80	86	193,144
NATIONAL INSTITUTE OF JUSTICE.....	46,148	46,148	43,448	-2,700
BUREAU OF JUSTICE STATISTICS.....	25,029	25,029	32,609	7,580
NATIONAL SEXUAL OFFENDER REGISTRY.....
MISSING CHILDREN/ALZHEIMER'S.....	18,068	18,068	18,068
REGIONAL INFORMATION SHARING SYS.....	20,000	20,000	20,000
WHITE COLLAR CRIME INFOR CENTER.....	7,350	7,350	9,250	1,900
COUNTERTERRORISM.....	173,500	173,500

DEPARTMENT OF JUSTICE
2000 ESTIMATE COMPARED WITH 1999 AND 1998 REQUIREMENTS
(DOLLARS IN THOUSANDS)

APPROPRIATION	1998 ACTUAL				1999 APPROPRIATION				2000 PRESIDENT'S BUDGET			INCREASE OR DECREASE FROM 1999 TO 2000		
	POS	WYS	WYS-R	OBLIGS	POS	WYS	ENACTED	AVAILABLE	POS	WYS	AMOUNT	POS	WYS	AMOUNT
DRUG TESTING/DRUG TREATMENT.....
MANAGEMENT AND ADMINISTRATION.....	743	661	...	184,185	835	850	31,456	31,456	915	936	44,320	80	86	12,864
CIVIL RIGHTS ENFORCE PARTNER GRANTS.....	5,000	5,000
JUVENILE JUSTICE PROGRAMS.....	217,920	182,597	182,597	179,950	-2,647
TITLE V (AT-RISK CHILDREN'S GRANT PROG.).....	95,000	95,000	95,000	...	7,777	...
VICTIMS OF CHILD ABUSE.....	19,000	19,000	19,000
STATE AND LOCAL LAW ENFORCEMENT.....	266	182	...	4,510,191	266	266	4,372,550	4,372,550	387	327	2,874,100	121	61	-1,498,450
YOUTH VIOLENCE COURTS.....
TRIBAL COURTS INITIATIVE.....	5,000	5,000	5,000
CERTAINTY OF PUNISHMENT GRANTS/GUN COURTS.....	35,000	35,000
PROSECUTOR GRANT PROGRAM.....
COMMUNITY PROSECUTOR PROGRAM.....
JUVENILE ACCOUNT. BLOCK GRANTS.....	250,000	250,000	-250,000
DRUG INTERVENTION TREATMENT PROGRAM.....	100,000	100,000
BYRNE FORMULA GRANTS.....	505,000	505,000	400,000	-105,000
BYRNE DISCRETIONARY GRANTS.....	47,000	47,000	59,950	12,950
WEED AND SEED.....	33,500	33,500	33,500
COMMUNITY POLICING.....	266	182	...	1,637,349	266	266	1,430,000	1,430,000	387	327	1,275,000	121	61	-155,000
LOCAL LAW ENF. BLOCK GRANTS.....	523,000	523,000	-523,000
CRIMINAL RECORDS UPGRADE.....	45,000	45,000	-45,000
CORRECTIONAL FACILITIES GRANTS.....	720,500	720,500	75,000	-645,500
DRUG COURTS.....	40,000	40,000	50,000	10,000
VIOLENCE AGAINST WOMEN ACT PROGRAMS.....	270,750	270,750	270,750
STATE CRIMINAL ALIEN ASSIST. PROGRAM.....	420,000	420,000	500,000	80,000
RESIDENTIAL SUBSTANCE ABUSE TREATMENT.....	63,000	63,000	65,100	2,100
DNA IDENTIFICATION GRANTS.....	15,000	15,000	-15,000
OTHER CRIME CONTROL PROGRAMS:
STATE AND LOCAL LAW ENFORCEMENT.....	2,872,842	1,500	1,500	1,500
FEDERAL.....	3,300	3,300	3,300
PSOB - DISABILITY & FLEDA PROGRAMS.....	3,500	3,500
SUBTOTAL, DISCRETIONARY AUTH.....	104,532	99,989	5,337	17,737,651	107,769	106,084	18,142,501	18,174,720	113,335	112,827	18,389,951	5,566	14,520	210,231
FEES AND EXPENSES OF WITNESSES.....	90,021	95,000	95,000	110,000	15,000
PSOB - DEATH BENEFITS.....	32,725	31,809	31,809	32,541	732
INDEPENDENT COUNSEL.....	17,960	9,500	9,500	9,500
SUBTOTAL, MANDATORY.....	140,706	136,309	136,309	152,041	15,732
SUBCOMMITTEE ON														
APPROPRIATIONS JURISDICTION.....	104,532	99,989	5,337	17,851,357	107,769	106,084	18,255,838	18,288,057	113,335	112,827	18,519,020	5,566	14,520	225,963
GA-HEALTH CARE FRAUD.....	27,704	32,435	32,435	32,435
PRE-MERGER FILING FEES.....	[783]	751	...	94,700	[846]	819	98,267	98,275	[963]	943	114,373	[117]	124	16,098
U.S. TRUSTEES.....	[1,128]	1,044	...	117,541	[1,128]	1,059	114,248	115,251	[1,128]	1,100	129,329	...	41	14,078
ASSETS FOR FUND PERM BUD AUTH.....	414,993	479,219	479,219	409,910	-69,309
FBI-HEALTH CARE FRAUD.....	[569]	533	...	56,000	[651]	610	66,000	66,000	[728]	689	76,000	[77]	79	10,000
DIVERSION CONTROL FEE.....	[635]	620	...	62,961	[635]	631	76,710	76,710	[660]	643	80,330	[25]	12	3,620
IMMIGRATION USER FEE.....	[3,667]	3,429	...	411,700	[3,836]	3,563	486,071	486,071	[3,836]	3,621	517,800	...	58	31,729
ENFORCEMENT FINES.....	3,799	4,050	4,050	3,800	-250
IMMIGRATION LEGALIZATION.....	[22]	18	...	1,259	[18]	17	998	998	[18]	17	1,152	154
IMMIGRATION EXAMINATIONS FEE.....	[5,159]	5,529	...	717,426	[5,150]	6,024	634,702	634,702	[5,150]	6,024	687,427	52,725
LAND BORDER INSPECTION FEE.....	[12]	18	...	1,897	[12]	26	3,275	3,275	[32]	36	6,595	[20]	10	3,320
BREACHED BOND/DETENTION FUND.....	[21]	13	...	196,832	[21]	19	176,950	176,950	[21]	19	116,900	-60,050
CRIME VICTIMS FUND.....	356,716	324,038	324,038	375,000	50,962
SUBT. FEE-FUNDED ACCOUNTS.....	[11,996]	11,955	...	2,463,528	[12,297]	12,768	2,496,963	2,497,974	[12,536]	13,092	2,551,051	[239]	324	53,077
TOTAL, DEPARTMENT OF JUSTICE.....	104,532	111,944	5,337	20,341,885	107,769	118,852	20,775,773	20,809,003	113,335	125,919	21,093,043	5,566	7,067	284,040
LIMITATIONS:														
FEDERAL PRISON INDUSTRIES.....	...	32	32	32
REIMBURSABLE & OTHER WORKYEARS.....	...	5,337	5,243	2,717	-2,526
TOTAL WORKYEARS.....	...	117,313	124,127	128,668	4,541

DEPARTMENT OF JUSTICE
OUTLAYS - 1998 TO 2000
(DOLLARS IN THOUSANDS)

APPROPRIATION	1998	1999	2000	OUTLAY SPENDOUT RATES				
				YR1	YR2	YR3	YR4	YR5
GENERAL ADMINISTRATION.....	\$110,229	\$97,000	\$114,000	89%	11%	0%	0%	0%
NARROWBAND COMMUNICATIONS.....	0	0	60,000	70%	30%	0%	0%	0%
TELECOMM. CARRIER COMPLIANCE FUND.....	0	61,000	15,000	100%	0%	0%	0%	0%
COUNTERTERRORISM FUND.....	18,375	109,000	56,000	75%	25%	0%	0%	0%
ADMINISTRATIVE REVIEW & APPEALS.....	127,175	121,480	147,496	89%	11%	0%	0%	0%
OFFICE OF THE INSPECTOR GENERAL.....	29,645	36,000	44,000	94%	6%	0%	0%	0%
WORKING CAPITAL FUND.....	2,131	0	0	0%	0%	0%	0%	0%
U.S. PAROLE COMMISSION.....	4,645	7,265	9,000	86%	14%	0%	0%	0%
GENERAL LEGAL ACTIVITIES.....	450,293	422,000	555,000	87%	11%	2%	0%	0%
ANTITRUST DIVISION.....	4,469	0	0	82%	10%	8%	0%	0%
U.S. ATTORNEYS.....	1,020,576	1,046,000	1,220,000	88%	9%	3%	0%	0%
U.S. TRUSTEES.....	0	0	0	85%	10%	5%	0%	0%
FOREIGN CLAIMS SETTLEMENT COMMISSION.....	747	1,000	1,000	91%	8%	1%	0%	0%
U.S. MARSHALS.....	528,870	447,000	555,000					
SALARIES AND EXPENSES.....	528,870	453,000	563,000	90%	10%	0%	0%	0%
CONSTRUCTION.....	0	1,000	3,000	10%	40%	45%	5%	0%
JUSTICE PRISONER & ALIEN TRANS SYS (JPATS).....	0	(7,000)	(1,000)	90%	10%	0%	0%	0%
FEDERAL PRISONER DETENTION.....	413,141	356,000	458,000	60%	30%	7%	3%	0%
COMMUNITY RELATIONS SERVICE.....	4,868	6,000	10,000	85%	10%	5%	0%	0%
ASSETS FORF FUND CURR BUD AUTH.....	18,000	23,000	23,000	40%	40%	20%	0%	0%
RADIATION EXPOSURE COMP ADMIN EXP.....	2,922	2,000	2,000	100%	0%	0%	0%	0%
RADIATION EXPOSURE COMP TRUST FUND.....	12,443	14,000	22,000	100%	0%	0%	0%	0%
INTERAGENCY CRIME AND DRUG ENFORCEMENT.....	293,402	302,000	76,000	75%	25%	0%	0%	0%
FEDERAL BUREAU OF INVESTIGATION.....	2,948,528	2,934,000	2,916,000					
SALARIES & EXPENSES.....	2,932,541	2,916,000	2,914,000	75%	15%	8%	2%	0%
CONSTRUCTION.....	15,987	18,000	2,000	10%	40%	45%	5%	0%
DRUG ENFORCEMENT ADMINISTRATION.....	1,039,276	1,143,000	1,252,000					
SALARIES & EXPENSES.....	1,019,868	1,121,000	1,240,000	75%	15%	10%	0%	0%
CONSTRUCTION.....	19,408	22,000	12,000	10%	40%	45%	5%	0%
IMMIGRATION AND NATURALIZATION SERVICE.....	2,288,570	2,073,000	2,705,000					
SALARIES & EXPENSES.....	2,262,500	2,031,000	2,574,000	80%	11%	5%	4%	0%
CONSTRUCTION.....	23,961	42,000	131,000	10%	40%	45%	5%	0%
IMMIGRATION EMERGENCY FUND.....	2,109	0	0	100%	0%	0%	0%	0%
FEDERAL PRISON SYSTEM.....	2,682,349	3,402,223	3,562,495					
SALARIES & EXPENSES.....	2,629,039	2,865,418	3,072,889	85%	10%	5%	0%	0%
BUILDINGS AND FACILITIES.....	66,581	563,805	515,606	10%	40%	45%	5%	0%
FEDERAL PRISON INDUSTRIES.....	13,258	0	0	0%	0%	0%	0%	0%
COMMISSARY TRUST FUND.....	(26,529)	(27,000)	(26,000)	0%	0%	0%	0%	0%
OFFICE OF JUSTICE PROGRAMS.....	3,116,968	2,933,000	4,979,000					
JUSTICE ASSISTANCE.....	118,499	65,000	188,000	22%	38%	35%	5%	0%
STATE AND LOCAL LAW ENFORCEMENT.....	414,735	270,000	574,000	22%	38%	35%	5%	0%
VCRP.....	1,476,519	1,218,000	2,351,000	22%	38%	35%	5%	0%
WEED AND SEED PROGRAM.....	(7,044)	20,000	35,000	22%	38%	35%	5%	0%
COMMUNITY POLICING.....	968,341	1,209,000	1,529,000	5%	20%	30%	38%	7%
JUVENILE CRIME CONTROL & PREVENTION.....	145,918	151,000	302,000	22%	35%	38%	5%	0%
SUBT, DISCRETIONARY AUTHORITY.....	15,117,622	15,535,968	18,791,991					

DEPARTMENT OF JUSTICE
OUTLAYS - 1998 TO 2000
(DOLLARS IN THOUSANDS)

APPROPRIATION				OUTLAY SPENDOUT RATES				
				YR1	YR2	YR3	YR4	YR5
CIVIL LIBERTIES PUBLIC EDUCATION.....	\$34,612	\$6,000	0	100%	0%	0%	0%	0%
FEES AND EXPENSES OF WITNESSES.....	91,554	90,000	\$103,000	70%	30%	0%	0%	0%
PSOB.....	44,937	37,000	37,000	100%	0%	0%	0%	0%
INDEPENDENT COUNSEL.....	11,960	16,000	10,000	100%	0%	0%	0%	0%
SUBT, MANDATORY AUTHORITY.....	183,063	149,000	150,000					
GA - HEALTH CARE FRAUD.....	0	0	0	100%	0%	0%	0%	0%
PRE-MERGER FILING FEES.....	0	(24,000)	(27,000)	100%	0%	0%	0%	0%
U.S. TRUSTEES.....	2,197	10,729	0	85%	10%	5%	0%	0%
ASSETS FORF FUND PERM BUD AUTH.....	355,804	326,000	500,000	40%	40%	20%	0%	0%
FBI/HEALTH CARE FRAUD ENFORCEMENT.....	0	0	0	100%	0%	0%	0%	0%
DIVERSION CONTROL FEE.....	59,643	58,000	65,000	75%	15%	10%	0%	0%
IMMIGRATION USER FEE.....	402,653	486,071	517,800	100%	0%	0%	0%	0%
ENFORCEMENT FINES.....	3,799	4,050	3,800	100%	0%	0%	0%	0%
IMMIGRATION LEGALIZATION.....	985	998	1,152	100%	0%	0%	0%	0%
IMMIGRATION EXAMINATIONS FEE.....	691,525	634,702	687,427	100%	0%	0%	0%	0%
LAND BORDER INSPECTION FEE.....	1,107	3,275	6,595	100%	0%	0%	0%	0%
DETENTION FUND.....	0	0	0	100%	0%	0%	0%	0%
BREACHED BOND/DETENTION FUND.....	204,693	176,950	116,900	100%	0%	0%	0%	0%
CRIME VICTIMS FUND.....	260,545	500,000	487,000	50%	30%	20%	0%	0%
SUBT, FEE-FUNDED ACCOUNTS.....	1,982,951	2,176,775	2,358,674					
TOTAL, DEPARTMENT OF JUSTICE.....	17,283,636	17,861,743	21,300,665					

Note: Outlays for 1999 and 2000 are generally derived from the 2000 President's budget and thus are reflected in millions.

DEPARTMENT OF JUSTICE
Summary of Requirements
Analysis of Overall 2000 Increase
(Dollars in thousands)

	GENERAL ADMIN.		NAT'L DRUG INTEL CENTER	NARROWBAND COMMUNICATIONS		TELECOMM. CARRIER COMPLIANCE	COUNTER-TERRORISM	ADMIN REVIEW AND APPEALS		OFFICE OF INSPECTOR GENERAL		U.S. PAROLE COMMISSION	
	Pos.	Amount	Amount	Pos.	Amount	Amount	Amount	Pos.	Amount	Pos.	Amount	Pos.	Amount
1998 Obligations.....	635	\$77,033	\$27,000	\$56,676	1,137	\$130,922	326	\$33,353	42	\$4,958
1999 Enacted.....	636	79,328	27,000	145,000	1,137	134,563	326	34,175	74	7,380
Y2k Transfer.....	...	120	2,835	...	20
Transfer C&E Pos/FTE (T/O).....
1999 Total Availability.....	636	79,448	27,000	145,000	1,137	134,563	326	37,010	74	7,400
2000 estimate.....	652	87,534	27,000	6	80,000	15,000	27,000	1,120	149,152	409	45,021	81	8,527
Change 2000 from 1999.....	...	8,086	80,000	15,000	(118,000)	(17)	14,589	83	8,011	7	1,127
Adjustments to base													
Transfer of NICS to fee-funding.....
Counterterrorism Fund to: FBI and OJP	(145,000)
From ICDE to components.....
Total Transfers.....	(145,000)
Increases:													
2000 Pay Raise.....	...	1,803	2,944	...	916	...	155
Annualization of 1999 pay raise.....	...	675	1,077	...	308	...	51
Within-grade Increases (WIGI).....	...	1,294	576	...	356
Annualization of 1999 positions.....
Administrative Salary Increase.....
Accident Compensation.....	...	19	52	3
FTS Recomp/Transition Costs***.....	...	4	298	...	46	...	1
FTS Usage Cost***.....	...	28	820	...	47	...	7
Universal Service Fund ***.....	...	11	77	...	11	...	1
GSA Rent.....	...	893	5,156	...	234	...	87
Medical Hospital Service Cost.....
National Archives and Record Projections.....	...	41	15	...	1	...	18
NCVS Sample Redesign (BJS).....
Jail Day Rate Increase.....
JCON II Operational Cost.....	...	1,205	600
JDC/FMIS Charges.....	...	35	91
Security Guard Services.....
Spectrum Frequency Management.....
Small Disadvantaged Business Unit.....	...	41
* General Pricing Level Adjustments.....	...	108	358	...	57	...	8
Base Restoration.....	23,396
Base Restoration Shortfall.....
Re-evaluation of Receipts.....
Total, increases.....	...	6,157	23,396	12,064	...	1,976	...	331
Decreases:													
Base Reduction.....	(50)
Y2K Transfer.....	(1,400)
Accident Comp decreases.....	(111)
GSA Rent Decreases.....
Non-recurring decreases.....
Re-evaluation of Receipts.....
Total, Decreases.....	(50)	...	(1,511)
Total, adjustments to base.....	...	6,157	23,396	...	(145,000)	(50)	12,064	...	465	...	331
2000 base.....	636	85,605	27,000	6	23,396	15,000	27,000	1,087	146,627	326	37,475	74	7,731
Program changes													
Detention and Incarceration.....	12	1,020
Immigration.....	33	2,525
Infrastructure.....
Litigation.....
Health Care Provider Protection.....
Cybercrime and Counterterrorism.....	5	357	27,000
Curbing Drug Trafficking and Abuse.....
Indian Country.....
Gun Tracing.....
COPS-21st Century Policing Initiative.....
State and Local Assistance.....
Information Resources Management.....
Other Changes.....	11	1,572	...	6	56,604	15,000	(5)	(224)
Total, program changes.....	16	1,929	...	6	56,604	15,000	27,000	33	2,525	83	7,546	7	796
2000 estimate.....	652	87,534	27,000	6	80,000	15,000	27,000	1,120	149,152	409	45,021	81	8,527
Change 2000 from 1999.....	...	8,086	80,000	15,000	(118,000)	(17)	14,589	83	8,011	7	1,127
Discretionary/Mandatory Split													
Discretionary.....	652	87,534	27,000	6	80,000	15,000	27,000	1,120	149,152	409	45,021	81	8,527
Mandatory.....

DEPARTMENT OF JUSTICE
Summary of Requirements
Analysis of Overall 2000 Increase
(Dollars in thousands)

	GENERAL LEGAL ACTIVITIES		U. S. ATTORNEYS		FOREIGN CLAIMS SETTLEMENT COMMISSION		U.S. MARSHALS SERVICE		FEDERAL PRISONER DETENTION	FEES AND EXPENSES OF WITNESSES	COMMUNITY RELATIONS SERVICE		INDEPENDENT COUNSEL
	Pos.	Amount	Pos.	Amount	Pos.	Amount	Pos.	Amount	Amount	Amount	Pos.	Amount	Amount
1998 Obligations.....	3,540	\$459,883	8,948	\$1,105,390	11	\$802	4,269	\$500,578	\$440,978	\$90,021	41	\$5,319	\$17,960
1999 Enacted.....	3,612	474,700	9,044	1,089,951	11	1,227	4,210	506,509	425,000	95,000	56	7,199	9,500
Y2k Transfer.....	...	6,389	...	427	700
Transfer C&E Pos/FTE (T/O).....
1999 Total Availability.....	3,612	481,089	9,044	1,090,378	11	1,227	4,210	507,209	425,000	95,000	56	7,199	9,500
2000 estimate.....	3,790	576,871	10,283	1,274,788	11	1,175	4,423	578,422	550,232	110,000	86	10,344	9,500
Change 2000 from 1999.....	178	95,782	1,239	184,410	0	(52)	213	71,213	125,232	15,000	30	3,145	...
Adjustments to base													
Transfer of NICS to fee-funding.....
Counterterrorism Fund to: FBI and OJP.....
From ICDE to components.....	32	3,298	887	83,277	13	1,942
Total Transfers.....	32	3,298	887	83,277	13	1,942
Increases:													
2000 Pay Raise.....	...	10,908	...	27,296	...	26	...	10,449	144	...
Annualization of 1999 pay raise.....	...	4,015	...	9,424	...	9	...	4,352	64	...
Within-grade Increases (WIGI).....	...	2,431	...	1,633	...	3	21	...
Annualization of 1999 positions.....	...	2,471	...	4,525	1,165	494	...
Administrative Salary Increase.....	4,017
Accident Compensation.....	...	38	324	1	...
FTS Recomp/Transition Costs***.....	...	257	...	2,531	...	1	...	1,185	2	...
FTS Usage Cost***.....	...	238	...	1,565	970	4	...
Universal Service Fund ***.....	...	101	...	1,008	276	1	...
GSA Rent.....	...	4,609	...	16,366	12,289	257	...
Medical Hospital Service Cost.....	580
National Archives and Record Projections.....	...	818	...	888	...	9	...	18	1	...
NCVS Sample Redesign.(BJS).....
Jail Day Rate Increase.....	4,794
JCON II Operational Cost.....	...	2,648	...	2,800
JDC/FMIS Charges.....	...	9	...	902	...	5
Security Guard Services.....	258
Spectrum Frequency Management.....	66
Small Disadvantaged Business Unit.....	11
* General Pricing Level Adjustments.....	...	1,763	...	2,981	...	1	...	1,260	24	...
Base Restoration.....
Base Restoration Shortfall.....	14,000
Re-evaluation of Receipts.....
Total, increases.....	...	30,306	...	75,936	...	54	...	46,365	5,632	1,013	...
Decreases:													
Base Reduction.....
Y2K Transfer.....	...	(6,089)
Accident Comp decreases.....	...	(211)	...	(310)
GSA Rent Decreases.....	(106)
Non-recurring decreases.....	(20)	(4,018)
Re-evaluation of Receipts.....
Total, Decreases.....	(20)	(6,300)	...	(310)	...	(106)	...	(4,018)
Total, adjustments to base.....	12	27,304	887	158,903	...	(52)	13	44,289	5,632	1,013	...
2000 base.....	3,624	508,393	9,931	1,249,281	11	1,175	4,223	551,498	430,632	95,000	56	8,212	9,500
Program changes													
Detention and Incarceration.....	200	26,924	119,600
Immigration.....
Infrastructure.....
Litigation.....	153	29,356	171	9,998	15,000
Health Care Provider Protection.....
Cybercrime and Counterterrorism.....	13	1,760	87	7,301
Curbing Drug Trafficking and Abuse.....	0
Indian Country.....	36	3,208
Gun Tracing.....	58	5,000
COPS-21st Century Policing Initiative.....
State and Local Assistance.....
Information Resources Management.....	...	37,000
Other Changes.....	...	362	30	2,132	...
Total, program changes.....	166	68,478	352	25,507	200	26,924	119,600	15,000	30	2,132	...
2000 estimate.....	3,790	576,871	10,283	1,274,788	11	1,175	4,423	578,422	550,232	110,000	86	10,344	9,500
Change 2000 from 1999.....	178	95,782	1,239	184,410	...	(52)	213	71,213	125,232	15,000	30	3,145	...
Discretionary/Mandatory Split													
Discretionary.....	3,790	576,871	10,283	1,274,788	11	1,175	4,423	578,422	550,232	...	86	10,344	...
Mandatory.....	110,000	9,500

DEPARTMENT OF JUSTICE
Summary of Requirements
Analysis of Overall 2000 Increase
(Dollars in thousands)

	RADIATION EXPOSURE COMPENSATION		INTER-AGENCY CRIME & DRUG ENFORCEMENT	FEDERAL BUREAU OF INVESTIGATION		DRUG ENFORCEMENT ADMINISTRATION		IMMIGRATION & NATURALIZATION SERVICE		
	Admin.	Trust Fund		Pos.	Amount	Pos.	Amount	Pos.	Amount	
	Amount	Amount	Amount	Amount	Pos.	Amount	Pos.	Amount	Pos.	Amount
1998 Obligations.....	\$19,463	\$1,210	\$12,339	\$294,967	24,938	\$2,975,680	6,774	\$1,145,450	20,013	\$2,341,734
1999 Enacted.....	23,000	2,000	...	304,014	25,693	2,982,835	7,391	1,222,013	21,792	2,559,759
Y2k Transfer.....	10,293	...	1,967	...	9,268
Transfer C&E Pos/FTE (T/O).....	3	...
1999 Total Availability.....	23,000	2,000	...	304,014	25,693	2,993,128	7,391	1,223,980	21,795	2,569,027
2000 estimate.....	23,000	2,000	21,714	...	26,519	3,293,664	8,418	1,388,242	22,183	2,935,302
Change 2000 from 1999.....	21,714	(304,014)	826	300,536	1,027	164,262	388	366,275
Adjustments to base										
Transfer of NICS to fee-funding.....	(423)	(22,000)
Counterterrorism Fund to: FBI and OJP.....	10,000
From ICDE to components.....	(316,792)	981	113,039	1,000	103,996	102	11,240
Total Transfers.....	(316,792)	558	101,039	1,000	103,996	102	11,240
Increases:										
2000 Pay Raise.....	7,836	...	60,045	...	18,450	...	42,617
Annualization of 1999 pay raise.....	2,919	...	22,490	...	6,035	...	14,987
Within-grade Increases (WIGI).....	1,606
Annualization of 1999 positions.....	11,108	...	8,875	...	129,757
Administrative Salary Increase.....
Accident Compensation.....	58	2,080
FTS Recomp/Transition Costs***.....	4,409	...	1,469	...	2,161
FTS Usage Cost***.....	4,201	...	346	...	1,613
Universal Service Fund ***.....	821	...	350	...	559
GSA Rent.....	50,302	...	13,454	...	20,045
Medical Hospital Service Cost.....	109
National Archives and Record Projections.....	21	...	93	...	3,794
NCVS Sample Redesign.(BJS).....
Jail Day Rate Increase.....
JCON II Operational Cost.....
JDC/FMIS Charges.....
Security Guard Services.....
Spectrum Frequency Management.....	374	...	70	...	122
Small Disadvantaged Business Unit.....	14	...	9	...	24
* General Pricing Level Adjustments.....	417	...	5,276	...	3,178	...	8,721
Base Restoration.....	55,830
Base Restoration Shortfall.....
Re-evaluation of Receipts.....
Total, increases.....	12,778	...	159,119	...	52,329	...	282,419
Decreases:										
Base Reduction.....	(9,500)
Y2K Transfer.....	(4,700)
Accident Comp decreases.....	(163)
GSA Rent Decreases.....
Non-recurring decreases.....	(59,281)	...	(13,900)	...	(69,300)
Re-evaluation of Receipts.....
Total, Decreases.....	(68,781)	...	(14,063)	...	(74,000)
Total, adjustments to base.....	558	191,377	1,000	142,262	102	219,659
2000 base.....	23,000	2,000	26,251	3,184,505	8,391	1,366,242	21,897	2,788,686
Program changes										
Detention and Incarceration.....
Immigration.....	286	76,000
Infrastructure.....	70,616
Litigation.....
Health Care Provider Protection.....
Cybercrime and Counterterrorism.....	207	36,742
Curbing Drug Trafficking and Abuse.....	27	9,000
Indian Country.....
Gun Tracing.....
COPS-21st Century Policing Initiative.....
State and Local Assistance.....
Information Resources Management.....	56	48,917	...	13,000
Other Changes.....	21,714	...	5	23,500
Total, program changes.....	21,714	...	268	109,159	27	22,000	286	146,616
2000 estimate.....	23,000	2,000	21,714	...	26,519	3,293,664	8,418	1,388,242	22,183	2,935,302
Change 2000 from 1999.....	21,714	(304,014)	826	300,536	1,027	164,262	388	366,275
Discretionary/Mandatory Split										
Discretionary.....	23,000	2,000	21,714	...	26,519	3,293,664	8,418	1,388,242	22,183	2,935,302
Mandatory.....

DEPARTMENT OF JUSTICE
Summary of Requirements
Analysis of Overall 2000 Increase
(Dollars in thousands)

	FEDERAL PRISON SYSTEM		OFFICE OF JUSTICE PROGRAMS			TOTAL DIRECT AUTHORITY		TOTAL OTHER AUTHORITY	TOTAL NEW AUTHORITY	
			OVERALL OJP		PSOB					
	Pos.	Amount	Pos.	Amount	Amount	Pos.	Amount	Amount	Pos.	Amount
1998 Obligations.....	32,801	\$3,186,140	1,009	\$4,912,296	\$32,725	104,484	\$17,872,877	\$2,469,008	104,484	\$20,341,885
1999 Enacted.....	32,683	3,299,650	1,101	4,817,198	31,809	107,766	18,278,810	2,496,963	107,766	20,775,773
Y2k Transfer.....	...	200	32,219	1,011	...	33,230
Transfer C&E Pos/FTE (T/O).....	3	3	...
1999 Total Availability.....	32,683	3,299,850	1,101	4,817,198	31,809	107,769	18,311,029	2,497,974	107,769	20,809,003
2000 estimate.....	34,052	3,777,218	1,302	3,514,245	36,041	113,335	18,541,992	2,551,051	113,335	21,093,043
Change 2000 from 1999.....	1,369	477,368	201	(1,302,953)	4,232	5,566	230,963	53,077	5,566	284,040
Adjustments to base										
Transfer of NICS to fee-funding.....	(423)	(22,000)	...	(423)	(22,000)
Counterterrorism Fund to: FBI and OJP.....	18	135,000	...	18	18	...
From ICDE to components.....	3,015	3,015	...
Total Transfers.....	18	135,000	...	2,610	(22,000)	...	2,610	(22,000)
Increases:										
2000 Pay Raise.....	...	53,814	...	2,709	240,112	26,202	...	266,314
Annualization of 1999 pay raise.....	...	19,219	...	1,019	86,644	9,015	...	95,659
Within-grade Increases (WIGI).....	7,920	6,701	...	14,621
Annualization of 1999 positions.....	28	31,999	7	410	...	35	190,804	4,713	35	195,517
Administrative Salary Increase.....	4,017	4,017
Accident Compensation.....	...	1,581	4,156	730	...	4,886
FTS Recomp/Transition Costs***.....	...	5,639	...	52	18,055	1,478	...	19,533
FTS Usage Cost***.....	...	1,367	...	43	11,249	1,716	...	12,965
Universal Service Fund ***.....	...	1,390	...	19	4,625	404	...	5,029
GSA Rent.....	3,192	126,884	18,026	...	144,910
Medical Hospital Service Cost.....	...	3,894	4,583	110	...	4,693
National Archives and Record Projections.....	...	310	...	3	6,030	279	...	6,309
NCVS Sample Redesign (BJS).....	350	350	350
Jail Day Rate Increase.....	4,794	4,794
JCON II Operational Cost.....	7,253	1,250	...	8,503
JDC/FMIS Charges.....	...	3,465	...	35	4,542	46	...	4,588
Security Guard Services.....	258	258
Spectrum Frequency Management.....	...	18	650	650
Small Disadvantaged Business Unit.....	...	65	...	2	166	166
* General Pricing Level Adjustments.....	...	15,597	...	111	732	...	40,592	11,971	...	52,563
Base Restoration.....	...	50,000	129,226	50,962	...	180,188
Base Restoration Shortfall.....	14,000	14,000
Re-evaluation of Receipts.....	28,000	...	28,000
Total, increases.....	28	188,358	7	7,945	732	35	906,910	161,603	35	1,068,513
Decreases:										
Base Reduction.....	(50)	(9,500)	...	(50)	(9,500)
Y2K Transfer.....	(12,189)	(1,003)	...	(13,192)
Accident Comp decreases.....	(20)	(815)	(73)	...	(888)
GSA Rent Decreases.....	...	(415)	(521)	(521)
Non-recurring decreases.....	(61)	(318,197)	(81)	(464,696)	...	(81)	(464,696)
Re-evaluation of Receipts.....	(132,935)	...	(132,935)
Total, Decreases.....	(61)	(318,612)	...	(20)	...	(131)	(487,721)	(134,011)	(131)	(621,732)
Total, adjustments to base.....	(33)	(130,254)	25	142,925	732	2,514	397,189	27,592	2,514	\$424,781
2000 base.....	32,650	3,169,596	1,126	4,960,123	32,541	110,283	18,708,218	2,525,566	110,283	21,233,784
Program changes										
Detention and Incarceration.....	1,402	607,622	1,614	755,166	...	1,614	755,166
Immigration.....	319	78,525	...	319	78,525
Infrastructure.....	70,616	70,616
Litigation.....	324	54,354	\$3,210	324	57,564
Health Care Provider Protection.....	\$6,763	...	6,763
Cybercrime and Counterterrorism.....	40,400	...	312	113,560	...	312	113,560
Curbing Drug Trafficking and Abuse.....	122,100	...	27	131,100	...	27	131,100
Indian Country.....	30,000	...	36	33,208	...	36	33,208
Gun Tracing.....	58	5,000	...	58	5,000
COPS-21st Century Policing Initiative.....	121	(1,343,450)	...	121	(1,343,450)	...	121	(1,343,450)
State and Local Assistance.....	54,000	54,000	54,000
Information Resources Management.....	56	98,917	...	56	98,917
Other Changes.....	55	(348,928)	3,500	102	(224,768)	\$15,512	102	(209,256)
Total, program changes.....	1,402	607,622	176	(1,445,878)	3,500	3,052	(166,226)	\$25,485	3,052	(140,741)
2000 estimate.....	34,052	3,777,218	1,302	3,514,245	36,041	113,335	18,541,992	\$2,551,051	113,335	21,093,043
Change 2000 from 1999.....	1,369	477,368	201	(1,302,953)	4,232	5,544	230,963	\$53,077	5,544	284,040
Discretionary/Mandatory Split										
Discretionary.....	34,052	3,777,218	1,302	3,514,245	3,500	113,335	18,389,951	...	113,335	18,389,951
Mandatory.....	32,541	...	152,041	\$2,551,051	...	2,703,092

DEPARTMENT OF JUSTICE
Summary of Requirements
Analysis of Overall 2000 Increase
(Dollars in thousands)

	U.S. TRUSTEE SYSTEM FUND	PRE-MERGER FILING FEES 1/	ASSETS FORFEITURE FUND	DIVERSION CONTROL FEE	IMMIGRATION FEE ACCTS	GA HEALTH CARE FRAUD	FBI HEALTH CARE FRAUD	CRIME VICTIMS FUND	TOTAL OTHER AUTHORITY
	Amount	Amounts	Amount	Amount	Amount	Amount	Amount	Amount	
1998 Obligations.....	\$117,541	\$100,180	\$414,993	\$62,961	\$1,332,913	27,704	56,000	\$356,716	\$2,469,008
1999 Enacted.....	114,248	98,267	479,219	76,710	1,306,046	32,435	66,000	324,038	2,496,963
Y2k Transfer.....	1,003	8	1,011
Transfer C&E Pos/FTE (T/O).....
1999 Total Availability.....	115,251	98,275	479,219	76,710	1,306,046	32,435	66,000	324,038	2,497,974
2000 estimate.....	129,329	114,373	409,910	80,330	1,333,674	32,435	76,000	375,000	2,551,051
Change 2000 from 1999.....	14,078	16,098	(69,309)	3,620	27,628	...	10,000	50,962	53,077
Adjustments to base									
Transfer of NICS to fee-funding.....
Counterterrorism Fund to: FBI and OJP.....
From ICDE to components.....
Total Transfers.....
Increases:									
2000 Pay Raise.....	2,766	2,083	...	1,351	18,380	...	1,622	...	26,202
Annualization of 1999 pay raise.....	1,034	48	...	480	6,903	...	550	...	9,015
Within-grade Increases (WIGI).....	778	375	...	145	5,403	6,701
Annualization of 1999 positions.....	...	541	3,218	...	954	...	4,713
Administrative Salary Increase.....
Accident Compensation.....	730	730
FTS Recomp/Transition Costs***.....	290	93	...	138	957	1,478
FTS Usage Cost***.....	658	246	64	32	716	1,716
Universal Service Fund ***.....	74	31	18	33	248	404
GSA Rent.....	3,292	1,999	...	244	12,397	...	94	...	18,026
Medical Hospital Service Cost.....	110	110
National Archives and Record Projections.....	191	88	279
NCVS Sample Redesign.(BJS).....
Jail Day Rate Increase.....
JCON II Operational Cost.....	750	500	1,250
JDC/FMIS Charges.....	...	46	46
Security Guard Services.....
Spectrum Frequency Management.....
Small Disadvantaged Business Unit.....
* General Pricing Level Adjustments.....	437	493	...	124	10,900	...	17	...	11,971
Base Restoration.....	50,962	50,962
Base Restoration Shortfall.....
Re-evaluation of Receipts.....	28,000	28,000
Total, increases.....	10,270	6,543	82	2,547	87,962	...	3,237	50,962	161,603
Decreases:									
Base Reduction.....
Y2K Transfer.....	(1,003)	(1,003)
Accident Comp decreases.....	(73)	(73)
GSA Rent Decreases.....
Non-recurring decreases.....
Re-evaluation of Receipts.....	(69,391)	...	(63,544)	(132,935)
Total, Decreases.....	(1,076)	...	(69,391)	...	(63,544)	(134,011)
Total, adjustments to base.....	9,194	6,543	(69,309)	2,547	24,418	...	3,237	50,962	27,592
2000 base.....	124,445	104,818	409,910	79,257	1,330,464	32,435	69,237	375,000	\$2,525,566
Program changes									
Detention and Incarceration.....
Immigration.....
Infrastructure.....
Litigation.....	3,210	\$3,210
Health Care Provider Protection.....	6,763	...	\$6,763
Cybercrime and Counterterrorism.....
Curbing Drug Trafficking and Abuse.....
Indian Country.....
Gun Tracing.....
COPS-21st Century Policing Initiative.....
State and Local Assistance.....
Information Resources Management.....
Other Changes.....	4,884	9,555	...	1,073	\$15,512
Total, program changes.....	4,884	9,555	...	1,073	3,210	...	6,763	...	\$25,485
2000 estimate.....	129,329	114,373	409,910	80,330	1,333,674	32,435	76,000	375,000	\$2,551,051
Change 2000 from 1999.....	14,078	16,098	(69,309)	3,620	27,628	...	10,000	50,962	\$53,077
Discretionary/Mandatory Split									
Discretionary.....
Mandatory.....	129,329	114,373	409,910	80,330	1,333,674	32,435	76,000	375,000	\$2,551,051

1/ 1998 obligations include \$5,480,000 from direct resources.

DEPARTMENT OF JUSTICE
SALARIES AND EXPENSES, GENERAL ADMINISTRATION
(Dollars in thousands)

PROGRAM DIRECTION AND POLICY COORDINATION																		
	DEPARTMENT LEADERSHIP			EXECUTIVE SUPPORT			INTELL. POLICY & PROFESSIONAL RESPONSIBILITY			JUSTICE MANAGEMENT DIVISION			GENERAL ADMINISTRATION S&E X-ACCOUNT			TOTAL		
	Pos.	FTE	Amount	Pos.	FTE	Amount	Pos.	FTE	Amount	Pos.	FTE	Amount	Pos.	FTE	Amount	Pos.	FTE	Amount
1998 obligations.....	43	42	\$7,619	76	79	\$9,161	64	58	\$7,773	452	467	\$49,782	\$2,698	635	646	\$77,033
1999 appropriation as enacted.....	43	44	8,136	76	89	9,695	64	64	8,395	453	460	53,102	636	657	79,328
Y2K Transfer.....	120	120
1999 appropriation anticipated.....	43	44	8,136	76	89	9,695	64	64	8,395	453	460	53,222	636	657	79,448
2000 estimate.....	43	44	8,676	81	92	11,416	69	67	9,310	459	463	58,132	652	666	87,534
Change 2000 from 1999.....	540	5	3	1,721	5	3	915	6	3	4,910	16	9	8,086
Adjustments to base																		
Increases:																		
2000 Pay Raise.....	177	210	183	1,233	1,803
Annualization of 1999 pay raise.....	66	79	68	462	675
Within-grade Increases (WIGI).....	64	76	66	1,088	1,294
Accident Compensation.....	1	18	19
FTS Recomp/Transition Costs.....	1	1	2	4
FTS Usage Costs.....	5	7	6	10	28
Universal Service Fund.....	1	1	1	8	11
GSA Rent.....	85	102	88	617	892
Guard Services - Patrick Henry Building.....
National Archives and Record Projections.....	1	1	1	39	42
JCON II Operational Cost.....	119	143	123	820	1,205
JDC/FMIS Charges.....	9	12	10	4	35
Small Disadvantaged Business Unit.....	41	41
General Pricing Level Adjustments.....	11	12	10	75	108
Total, Increases.....	540	644	558	4,415	6,157
Total, adjustments to base.....	540	644	558	4,415	6,157
2000 base.....	43	44	8,676	76	89	10,339	64	64	8,953	453	460	57,637	636	657	85,605
Program Changes:																		
Increased staffing/funding for OLA and PAO.....	5	3	1,077	5	3	1,077
Increased Staffing for OIPR.....	5	3	357	5	3	357
Increased Staffing (FS) and Contractor Cost (EEO).....	6	3	495	6	3	495
Total, Program Changes.....	5	3	1,077	5	3	357	6	3	495	16	9	1,929
2000 Estimate.....	43	44	8,676	81	92	11,416	69	67	9,310	459	463	58,132	652	666	87,534
Change 2000 from 1999.....	540	5	3	1,721	5	3	915	6	3	4,910	16	9	8,086

GENERAL ADMINISTRATION
(Dollars in thousands)

	Perm. Pos.	FTE	Amount
1998 actuals.....	635	646	\$77,033
1999 appropriation as enacted.....	636	657	79,328
Y2K Transfer.....	120
1999 appropriation anticipated.....	636	657	79,448
<i>National Drug Intelligence Center (non-add)</i>	222	27,000
Increases	6,157
2000 base.....	636	657	85,605
Program changes (See Program Narrative for Details).....	16	9	1,929
2000 estimate.....	652	666	87,534
<i>National Drug Intelligence Center (non-add)</i>	222	27,000

Comparison by activity and program	1999 Appropriation Anticipated			2000 Base			2000 Estimate			Increase/Decrease		
	Perm Pos.	FTE	Amount	Perm Pos.	FTE	Amount	Perm Pos.	FTE	Amount	Perm Pos.	FTE	Amount
1 Program Direction and Policy Coordination:												
Department Leadership.....	43	44	8,136	43	44	8,676	43	44	8,676
Executive Support.....	76	89	9,695	76	89	10,339	81	92	11,416	5	3	1,077
Intelligence Policy & Professional Resp.....	64	64	8,395	64	64	8,953	69	67	9,310	5	3	357
Justice Management Division.....	453	460	53,222	453	460	57,637	459	463	58,132	6	3	495
Total.....	636	657	79,448	636	657	85,605	652	666	87,534	16	9	1,929
Reimbursable FTE.....		79	...		79	...		95	...		16	...
Grand Total.....	636	736	79,448	636	736	85,605	652	761	87,534	16	25	1,929
<i>National Drug Intelligence Center.....</i>	27,000	27,000	27,000

GENERAL ADMINISTRATION
(Dollars in thousands)

<u>Program Changes</u>	<u>Perm Pos.</u>	<u>FTE</u>	<u>Amount</u>
Increased Staffing/Funding for the Office of Legislative Affairs..... 5 positions, 3 workyears, and \$677,000 to allow the Office of Legislative Affairs (OLA) to hire 2 additional attorney/legislative professional positions, and 3 additional support/administrative positions. Included in this request is \$400,000 to support the continued payment of salaries, benefits, and expenses for the FTE level authorized in FY 1998.	5	3	\$677
Increased Funding for the Public Affairs Office..... \$400,000 for salaries, benefits, and expenses to allow the Public Affairs Office (PAO) to bring the staff up to its authorized FTE level of 20. Currently, PAO has 5 vacancies as a result of recent budget cuts. PAO would like to fill these vacancies by hiring 2 public affairs specialists, a public affairs assistant, a front office support person, and a part-time news summary editor.	400
Reimbursable FTE for the Office of Information and Privacy..... 6 additional reimbursable FTE for the Office of Information and Privacy (OIP) to handle the increased volume of Freedom of Information Act (FOIA) and Privacy Act administrative appeals and initial requests. OIP's primary responsibility is to adjudicate the administrative appeals taken from the FOIA and Privacy Act denials of all Departmental components. The number of administrative appeals received by OIP has more than doubled from 1987 to the present. This will bring their total reimbursable FTE to 46.	...	6	...
Increased Staffing for the Office of Intelligence Policy and Review..... 5 positions, 3 FTE, and \$357,000 for the Office of Intelligence and Policy Review to hire 2 attorneys and 3 paralegals to handle the additional number and type of Foreign Intelligence Surveillance Act (FISA) applications and counterterrorism work. FISA applications, especially those in support of counterterrorism investigations, have increased significantly over the past five years.	5	3	357
Increased Funding for the Equal Employment Opportunity Staff..... \$55,000 for the Equal Employment Opportunity Staff (EEO) for the contracting of investigations to handle the increasing number and complexity of discrimination complaints.	55
Increased Staffing for the Finance Staff..... 6 positions, 3 workyears, and \$439,000 for the Finance Staff to fund 6 Financial Analysts to comply with the Department of Justice implementation of the Chief Financial Officers (CFO) Act and related management improvement laws and initiatives, including the Government Management Reform Act of 1994, the Government Performance Results Act of 1993, the Debt Collection Improvement Act of 1996, and the Federal Financial Management Improvement Act of 1996.	6	3	440
Reimbursable FTE for the Justice Management Division..... 10 reimbursable workyears are being requested by the Justice Management Division for current and on-going initiatives within the Division for which reimbursement is already being received.	...	10	...
Total Program Changes, General Administration.....	16	25	1,929

NARROWBAND COMMUNICATIONS
(Dollars in thousands)

	Perm. Pos.	FTE	Amount
1998 actuals.....
1999 appropriation as enacted.....
Increases	\$23,396
2000 base.....	23,396
Program changes (detailed below).....	6	6	56,604
2000 estimate.....	6	6	80,000

Comparison by activity and program	1999 Appropriation as Enacted			2000 Base			2000 Estimate			Increase/Decrease		
	Perm Pos.	FTE	Amount	Perm Pos.	FTE	Amount	Perm Pos.	FTE	Amount	Perm Pos.	FTE	Amount
Narrowband Communications Fund.....	\$23,396	6	6	\$80,000	6	6	\$56,604
Total.....	23,396	6	6	80,000	6	6	56,604
Grand Total.....	23,396	6	6	80,000	6	6	56,604

Program Changes

	Perm Pos.	FTE	Amount
Increased Staffing/Funding for the Narrowband Communications Fund.....	6	6	\$56,604

Federal Government agencies are required by 47 U.S.C. 903(d)(1) to make more efficient use of their radio spectrum. The National Telecommunications and Information Administration's (NTIA) implementing regulations require that all Federal spectrum users narrow, by one-half, the bandwidth used to transmit radio signals by the year 2005 for VHF allocations and 2008 for UHF allocations.

The Department's 2000 budget includes \$45,979,000 in additional funding to accelerate the necessary equipment upgrades to comply with these deadlines. Of this amount, the Department estimates to use \$32,435,000 for the FBI, \$10,399,000 for the INS, \$2,773,000 for the USMS, and \$372,000 for the OIG. This enhancement is in addition to \$23,396,000 of base radio replacement.

6 positions, 6 FTE, and \$10,625,000 of the 2000 request are for the Wireless Management Office in the Justice Management Division to consolidate wireless communications management functions, including procurement, radio site development, and spectrum management.

TELECOMMUNICATIONS CARRIER COMPLIANCE FUND
(Dollars in thousands)

	<u>Perm.</u> <u>Pos.</u>	<u>FTE</u>	<u>Amount</u>
1998 actuals.....
1999 appropriation as enacted.....
2000 base.....
Program changes (detailed below).....	\$15,000
2000 estimate.....	15,000

<u>Comparison by activity and program</u>	<u>1999 Appropriation as Enacted</u>			<u>2000 Base</u>			<u>2000 Estimate</u>			<u>Increase/Decrease</u>		
	<u>Perm</u> <u>Pos.</u>	<u>FTE</u>	<u>Amount</u>	<u>Perm</u> <u>Pos.</u>	<u>FTE</u>	<u>Amount</u>	<u>Perm</u> <u>Pos.</u>	<u>FTE</u>	<u>Amount</u>	<u>Perm</u> <u>Pos.</u>	<u>FTE</u>	<u>Amount</u>
Telecommunications Carrier Compliance.....	\$15,000	\$15,000

<u>Program Changes</u>	<u>Perm.</u> <u>Pos.</u>	<u>FTE</u>	<u>Amount</u>
Telecommunications Carrier Compliance.....	\$15,000

A \$15,000,000 enhancement is requested for the Telecommunications Carrier Compliance Fund. The Communications Assistance for Law Enforcement Act of 1994 (CALEA) (P.L. 103-414) clarified the responsibilities of telecommunications carriers in the interception of communications for law enforcement and national security purposes. CALEA authorizes the Attorney General to reimburse private telecommunications carriers, manufacturers, and support service providers for up to \$500,000,000 to cover the costs incurred in modifying equipment and facilities in order to allow for court-authorized wiretaps in a digital communications environment. The Fund was created during 1997, and \$60,000,000 was appropriated to it. The Postal Inspections Service and United States Customs Service contributed \$1,000,000 and \$1,580,270, respectively. An additional \$40,000,000 was provided from the Department's Working Capital Fund. The \$15,000,000 enhancement would bring the total Fund availability to \$117,580,270.

By maintaining use of wiretaps, pen registers, and trap and traces, law enforcement agencies will be able to continue proactive, preventive investigations of suspected criminal activities that threaten local communities and national security.

COUNTERTERRORISM FUND

(Dollars in thousands)

	Perm. <u>Pos.</u>	<u>FTE</u>	<u>Amount</u>
1998 actuals.....	\$56,676
1999 appropriation as enacted.....	145,000
Decreases.....	(145,000)
2000 base.....
Program changes (detailed below).....	27,000
2000 estimate.....	27,000

<u>Comparison by activity and program</u>	<u>1999 Appropriation as Enacted</u>			<u>2000 Base</u>			<u>2000 Estimate</u>			<u>Increase/Decrease</u>		
	<u>Perm Pos.</u>	<u>FTE</u>	<u>Amount</u>	<u>Perm Pos.</u>	<u>FTE</u>	<u>Amount</u>	<u>Perm Pos.</u>	<u>FTE</u>	<u>Amount</u>	<u>Perm Pos.</u>	<u>FTE</u>	<u>Amount</u>
Counterterrorism Fund	\$145,000	\$27,000	\$27,000

Program Changes

An enhancement of \$27,000,000 is requested. Funds will be used to reimburse departments and agencies of the Federal Government for costs incurred in support of countering, investigating, or prosecuting domestic and/or international terrorism; to finance reward payments in connection with such activities; to restore the operational capacities of offices destroyed or damaged by domestic or international terrorist acts; to ensure continuance of essential government functions during a time of emergency; to protect the Nation's critical infrastructure; for costs associated with the National Domestic Preparedness Office (NDPO); and for costs associated with designing of the Federal Intrusion Detection Network.

	<u>Pos.</u>	<u>FTE</u>	<u>Amount</u>
	\$27,000

Of, this amount, up to \$2,000,000 is for the Federal Intrusion Detection Network . FIDNET would provide all Federal agencies with intrusion detection systems, as well as a centralized capability to analyze incidents of unauthorized entry into federal computer systems. Funds from the Counterterrorism Fund would be used to support the initial design of the system, which must be consistent with privacy statutes (e.g., the Electronic Communications Privacy Act of 1986 and the Privacy Act of 1974) and the statutory responsibilities to ensure computer security (the Computer Security Act of 1987 and the Information Technology Management Reform Act of 1996). As part of the design effort, DOJ will conduct a comprehensive legal analysis of the proposed system.

NOTE:

The \$145,000,000 that was appropriated in 1999 is nonrecurred for the purposes of the Counterterrorism Funds submission. Funding in 2000 for recurred amounts received in 1999 is requested in the OJP and FBI budget submissions.

ADMINISTRATIVE REVIEW AND APPEALS

(Dollars in thousands)

	Perm. Pos.	FTE	Amount
1998 actuals (Direct).....	520	546	\$69,396
1998 actuals (VCRP).....	617	515	61,526
Total 1998 actuals.....	1,137	1,061	130,922
1999 appropriation as enacted (Direct).....	520	577	75,312
1999 appropriation as enacted (VCRP).....	617	578	59,251
Total 1999 appropriation as enacted.....	1,137	1,155	134,563
Increases.....	12,064
Decrease for unfunded positions and workyears.....	(50)	(30)	...
2000 base.....	1,087	1,125	146,627
Program Changes (detailed below).....	33	17	2,525
Subtotal, 2000 estimate (Direct).....	503	564	89,901
Subtotal, 2000 estimate (VCRP).....	617	578	59,251
Total, 2000 estimate.....	1,120	1,142	149,152

Comparison by activity and program	1999 Appropriation as Enacted			2000 Base			2000 Estimate			Increase/Decrease		
	Perm Pos.	FTE	Amount	Perm Pos.	FTE	Amount	Perm Pos.	FTE	Amount	Perm Pos.	FTE	Amount
Executive Office for Immigration Review.....	1,122	1,140	\$132,963	1,072	1,110	\$144,958	1,105	1,127	\$147,483	33	17	\$2,525
Office of the Pardon Attorney.....	15	15	1,600	15	15	1,669	15	15	1,669
Total.....	1,137	1,155	134,563	1,087	1,125	146,627	1,120	1,142	149,152	33	17	2,525
Subtotal, (Direct).....	[520]	[577]	[75,312]	[470]	[547]	[87,376]	[503]	[564]	[89,901]	[33]	[17]	[2,525]
Subtotal, (VCRP).....	[617]	[578]	[59,251]	[617]	[578]	[59,251]	[617]	[578]	[59,251]

Program Changes

	Perm. Pos.	FTE	Amount
Coordination with INS Initiatives.....	33	17	\$2,525

The Immigration and Naturalization Service (INS) is requesting funding for Integrated Surveillance Information System technology and juvenile detention to support the enhanced capability to apprehend and remove increasing numbers of criminal and non-criminal aliens. INS initiatives, when added to the full-year impact of the INS' 1999 Border Patrol increase, will increase Immigration Judge caseload by an estimated 5,000 cases and Board of Immigration Appeals attorney caseload by an estimated 800 appeals in 2000. Critical to the success of these INS initiatives will be the ability of the Executive Office for Immigration Review (EOIR) to process the resulting Immigration Judge and appellate caseload in a timely fashion.

In an effort to keep pace with INS enhancements, EOIR is requesting 33 positions, 17 workyears, and \$2,525,000. These 33 positions include 5 Immigration Judges, 4 BIA attorneys and the required legal and clerical support positions.

OFFICE OF THE INSPECTOR GENERAL
(Dollars in thousands)

	Perm. Pos.	FTE	Amount
1998 actuals.....	326	327	\$33,353
1999 appropriation as enacted.....	326	312	34,175
Y2K Transfer	2,835
1999 appropriation anticipated.....	326	312	37,010
Increases	1,976
Decreases: Accident Compensation.....	(111)
Y2K Transfer	(1,400)
2000 base.....	326	312	37,475
Program changes (detailed below).....	83	65	7,546
2000 estimate	409	377	45,021

Comparison by activity and program	1999 Appropriation Anticipated			2000 Base			2000 Estimate			Increase/Decrease		
	Perm Pos.	FTE	Amount	Perm Pos.	FTE	Amount	Perm Pos.	FTE	Amount	Perm Pos.	FTE	Amount
Audits, Inspections, and Investigations.....	326	312	\$37,010	326	312	\$37,475	409	377	\$45,021	83	65	\$7,546
Reimbursable FTE /2.....		92			92			69			(23)	
Grand Total.....	326	404	37,010	326	404	37,475	409	446	45,021	83	42	7,546

<u>Program Changes</u>	Perm. Pos.	FTE	Amount
Investigations.....	31	16	\$2,131

A program increase of 31 positions, 16 workyears, and \$2,131,000 is requested for increasing investigative responsibilities and workload of the Investigations Division. Specifically, the Office of the Inspector General (OIG) is requesting 25 agents, 3 investigative assistants, and 3 clerical positions. Staffing increases will enhance existing offices; allow faster responses to time sensitive allegations, such as civil rights abuses; and enhance on-site presence for intelligence sharing and coordination with other law enforcement agencies. The enhancement of existing offices will enable the OIG to dedicate resources to investigate allegations of corruption of Department employees involved in drug trafficking; to address the increased allegations of corruption and criminal conduct by Bureau of Prisons (BOP) employees; to allow the Research and Analysis Unit to conduct projects requiring research,

OFFICE OF THE INSPECTOR GENERAL
(Dollars in thousands)

<u>Program Changes</u>	<u>Perm. Pos.</u>	<u>FTE</u>	<u>Amount</u>
<p>planning, and analysis; to continue staffing support of special investigations; and to continue to address civil rights violations by Department employees, especially along the Southwest Border. Resources will also be used to reduce the average closure rate for investigations to 180 days in response to Congressional concern regarding the timeliness of OIG investigations. In addition, \$131,000 will be used to replace damaged and defective technical equipment.</p>			
Special Investigations and Review Unit.....	6	3	\$415
<p>A program increase of 6 positions, 3 workyears, and \$415,000 is requested for investigative counsel and criminal investigators to conduct special investigations and projects. Specifically, the OIG is requesting 3 investigative counsel, 2 criminal investigators, and 1 clerical position. Investigative counsel, assisted by criminal investigators, are required to investigate, analyze, and evaluate the fundamental work of the Department, especially its prosecutions and investigations. These specialists are needed for assignment to large, complex, and sensitive projects undertaken by the OIG, which require the interrogation of senior level witnesses, the collection and analysis of large volumes of evidence, and other specialized skills. Examples of current work for which investigative counsel and criminal investigator positions are required include: the investigation into allegations that INS naturalized applicants with disqualifying backgrounds in an effort to maximize the number of persons eligible to vote in the November 1996 election; the review to determine whether BOP and Federal Bureau of Investigation (FBI) employees engaged in misconduct in the events surrounding the death of an inmate at the Federal Transfer Center in Oklahoma City, Oklahoma; and the review to determine whether classified intelligence information pertaining to the Department's campaign finance investigation was properly disseminated within the FBI and the Department.</p>			
Appropriated Funding to Support OIG Audits, Inspections, and Investigations of of INS Programs and Activities.....	46	46	5,000
<p>A program increase of 46 positions, 46 workyears, and \$5,000,000 is requested to provide resources to support OIG audits, inspections, and investigations of Immigration and Naturalization Service (INS) programs and activities, previously funded through a reimbursement agreement from the INS fee accounts. Direct appropriations will provide a more streamlined and efficient means of providing funding to the OIG, and will eliminate the need for future reimbursements between the OIG and INS for fee-related work. Furthermore, this will enable the OIG to apply resources to monitor the effectiveness and efficiency of all INS programs and activities, not just the fee accounts.</p>			
Total Program Changes, Office of the Inspector General.....	83	65	7,546

U.S. PAROLE COMMISSION
(Dollars in thousands)

	Perm. Pos.	FTE	Amount
1998 actuals.....	42	58	\$4,958
1999 appropriation as enacted	74	79	7,380
Increases.....	351
2000 base.....	74	79	7,731
Program changes (detailed below).....	7	7	796
2000 estimate.....	81	86	8,527

Comparison by activity and program	1999 Appropriation as Enacted			2000 Base			2000 Estimate			Increase/Decrease		
	Perm Pos.	FTE	Amount	Perm Pos.	FTE	Amount	Perm Pos.	FTE	Amount	Perm Pos.	FTE	Amount
1. U.S. Parole Commission.....	74	79	\$7,380	74	79	\$7,731	81	86	\$8,527	7	7	\$796

<u>Program Changes</u>	Perm. Pos.	FTE	Amount
Continued Downsizing of the Commission.....	(5)	(5)	(\$224)
<p>The request includes a program decrease of 5 workyears and \$224,000 as part of the Commission's continuing down-sizing of its operations related to federal parole. The 2000 budget proposes a continuation of the reductions that have been accomplished over the past several years as the number of Federal parolees declines as a result of the elimination of parole for new offenders.</p>			
D.C. Parole Initiative.....	12	12	1,020
<p>The request includes 12 positions, 12 workyears, and \$1,020,000 for the Parole Commission to continue the responsibility of making parole decisions for D.C. Code prisoners, and to assume its new responsibilities for parole revocation hearings for D.C. Code parolees on August 5, 2000. The National Capital Revitalization and Self-Government Improvement Act transferred this responsibility from the District of Columbia to the U. S. Parole Commission. Initial estimates indicate that the Commission should plan on handling about 200 additional hearings per month.</p>			
Total Program Changes, U.S. Parole Commission.....	7	7	796

General Legal Activities
Salaries and Expenses & Violent Crime Reduction Trust Fund
Analysis of \$95,782 Thousand Increase
(Dollars in Thousands)

	SOLICITOR GENERAL			TAX DIVISION			CRIMINAL DIVISION			CIVIL DIVISION			ENV. & NATURAL RESOURCES DIV.			OFFICE OF LEGAL COUNSEL		
	Pos.	FTE	Amount	Pos.	Pos.	Amount	Pos.	FTE	Amount	Pos.	FTE	Amount	Pos.	FTE	Amount	Pos.	FTE	Amount
1998 actual	48	48	\$6,257	586	541	\$62,110	747	744	\$96,506	1,054	968	\$138,514	449	484	\$81,019	37	35	\$4,384
1999 as enacted	48	50	6,501	586	563	64,534	792	790	100,332	1,054	1,082	141,760	449	478	62,822	37	41	4,512
Y2K Transfer	810	970	30
1999 availability	48	50	6,501	586	563	65,344	792	790	100,332	1,054	1,082	142,730	449	478	62,852	37	41	4,512
2000 estimate	48	50	6,967	600	575	69,295	836	844	114,743	1,084	1,092	169,173	449	478	66,270	37	41	4,828
Change 2000 from 1999	466	14	12	3,951	44	54	14,411	30	10	26,443	3,818	316
Adjustments to base																		
Transfer from ICDE	14	12	894	18	18	2,404
Increases (non-policy):																		
2000 pay raise	213	1,702	2,448	3,351	1,399	130
Annualization of 1999 pay raise	86	829	901	1,129	560	46
Within-grade increases	13	367	524	637	497	24
Annualization of 1999 positions	22	2,149	(20)	(20)
Accident Compensation	1	35
FTS Recomp/Transition Costs	1	28	46	60	75	1
FTS Usage Costs	1	26	101	3	83	6
Universal Service Fund	10	26	21	23	2
GSA Rent	56	273	2,099	721	130	37
National Archives and Records Proj	180	146	266	132	1
JCON II Operational Costs	81	500	500	500	500	67
JDC/FMIS Charges	4
General Pricing Level adjustments	10	134	351	562	184	2
Subtotal, increases (non-policy)	466	3,849	...	22	9,289	(20)	(20)	7,250	3,818	316
Decreases (non-policy):																		
Accident Compensation decreases	(2)	(172)	(37)
Non-recurring Y2K Decrease	(790)	(770)
Subtotal, decreases (non-policy)	(792)	(172)	(807)
Net adjustments to base	466	14	12	3,951	18	40	11,521	(20)	(20)	6,443	3,818	316
2000 base	48	50	6,967	600	575	69,295	810	830	111,853	1,034	1,062	149,173	449	478	66,270	37	41	4,828
Program changes																		
Computer Crime Initiative	13	9	1,760
Narcotics (Special Operations Div.)	13	5	1,130
Tobacco Litigation	50	30	15,000
Health Care Fraud	5,000
Prosecuting Civil Rights Violations
Fighting Housing and Lending Discrim
Fighting Discrimination Against Persons with Disab
Preparing for Redistricting
Protecting Fundamental Opportunities
Legal Activities Office Automation
Office of Dispute Resolution
Total program changes	26	14	2,890	50	30	20,000
2000 estimate	48	50	6,967	600	575	69,295	836	844	114,743	1,084	1,092	169,173	449	478	66,270	37	41	4,828
Change 2000 from 1999	466	14	12	3,951	44	54	14,411	30	10	26,443	3,818	316

General Legal Activities
Salaries and Expenses & Violent Crime Reduction Trust Fund
Analysis of \$95,782 Thousand Increase
(Dollars in Thousands)

	CIVIL RIGHTS DIVISION			INTERPOL USNCB			LEGAL ACTIVITIES OFFICE AUTOMATION			OFFICE OF DISPUTE RESOLUTION			GRAND TOTAL GENERAL LEGAL ACTIVITIES		
	Pos.	FTE	Amount	Pos.	FTE	Amount	Pos.	FTE	Amount	Pos.	FTE	Amount	Pos.	FTE	Amount
1998 actual	557	573	\$65,159	62	64	\$8,887	\$19,047	3,540	3,457	\$459,883
1999 as enacted.....	581	589	69,237	62	64	7,068	17,834	3	3	300	3,612	3,658	474,700
Y2K Transfer.....	3,579	1,000	6,389
1999 availability.....	581	589	72,816	62	64	8,068	17,834	3	3	300	3,612	3,658	481,089
2000 estimate.....	671	639	82,200	62	64	7,567	55,166	3	3	662	3,790	3,784	576,871
Change 2000 from 1999.....	90	50	9,384	(501)	37,332	362	178	126	95,782
Adjustments to base															
Transfer from ICDE.....	32	30	3,298
Increases (non-policy):															
2000 pay raise.....	1,530	137	10,908
Annualization of 1999 pay raise.....	614	50	4,015
Within-grade increases.....	334	35	2,431
Annualization of 1999 positions.....	...	4	322	(20)	6	2,471
Accident Compensation.....	2	38
FTS Recomp/Transition Costs.....	45	1	257
FTS Usage Costs.....	10	7	1	238
Universal Service Fund.....	17	2	101
GSA Rent.....	1,028	240	25	4,609
National Archives and Records Proj.....	87	6	818
JCON II Operational Costs.....	500	2,648
JDC/FMIS Charges.....	5	9
General Pricing Level adjustments.....	198	16	306	1,763
Subtotal, increases (non-policy).....	...	4	4,687	499	332	(20)	6	30,306
Decreases (non-policy):															
Accident Compensation decreases.....	(211)
Non-recurring Y2K Decrease.....	(3,529)	(1,000)	(6,089)
Subtotal, decreases (non-policy).....	(3,529)	(1,000)	(6,300)
Net adjustments to base.....	...	4	1,158	(501)	332	12	36	27,304
2000 base.....	581	593	73,974	62	64	7,567	18,166	3	3	300	3,624	3,694	508,393
Program changes															
Computer Crime Initiative.....	13	9	1,780
Narcotics (Special Operations Div.).....	13	5	1,130
Tobacco Litigation.....	50	30	15,000
Health Care Fraud.....	5,000
Prosecuting Civil Rights Violations.....	32	18	2,123	32	16	2,123
Fighting Housing and Lending Discrim.....	23	12	1,866	23	12	1,866
Fighting Discrimination Against Persons with Disab.....	10	5	1,896	10	5	1,896
Preparing for Redistricting.....	12	6	1,480	12	6	1,480
Protecting Fundamental Opportunities.....	13	7	861	13	7	861
Legal Activities Office Automation.....	37,000	37,000
Office of Dispute Resolution.....	362
Total program changes.....	90	46	8,226	37,000	362	166	90	68,478
2000 estimate.....	671	639	82,200	62	64	7,567	55,166	3	3	662	3,790	3,784	576,871
Change 2000 from 1999.....	90	50	9,384	(501)	37,332	362	178	126	95,782

GENERAL LEGAL ACTIVITIES
(Dollars in thousands)

	Perm. Pos.	FTE	Amount
1998 actuals (Direct).....	3,469	3,395	\$450,758
1998 actuals (VCRP).....	71	62	9,125
Total, 1998 actuals.....	3,540	3,457	459,883
1999 appropriation as enacted (Direct).....	3,541	3,587	466,540
1999 appropriation as enacted (VCRP).....	71	71	8,160
Total, 1999 appropriation as enacted.....	3,612	3,658	474,700
Y2K transfer.....	6,389
Total, 1999 appropriation anticipated.....	3,612	3,658	481,089
Transfer from ICDE.....	32	30	3,298
Increases (see p. 50).....	(20)	6	30,306
Decreases (see p. 50).....	(6,300)
2000 base.....	3,624	3,694	508,393
Program changes (See Program Narrative for Details).....	166	90	68,478
Subtotal, 2000 estimate (Direct).....	3,719	3,713	568,316
Subtotal, 2000 estimate (VCRP).....	71	71	8,555
Total, 2000 estimate.....	3,790	3,784	576,871

<u>Comparison by activity and program</u>	1999 Appropriation Anticipated			2000 Base			2000 Estimate			Increase/Decrease		
	Perm Pos.	FTE	Amount	Perm Pos.	FTE	Amount	Perm Pos.	FTE	Amount	Perm Pos.	FTE	Amount
1. Conduct of Supreme Court Proceedings and Review of Appellate Matters.....	48	50	\$6,501	48	50	\$6,967	48	50	\$6,967
2. General Tax Matters:												
Federal Appellate Activity.....	70	66	7,736	70	66	8,182	70	66	8,182
Criminal Tax Prosecution.....	126	122	14,334	140	134	16,061	140	134	16,061

Note:

The FY 2000 Base includes the transfer of 32 positions and \$3,298,000 from the ICDE appropriation to the Tax (14 positions and \$894,000) and Criminal (18 positions \$2,404,000) Divisions.

GENERAL LEGAL ACTIVITIES
(Dollars in thousands)

<u>Comparison by activity and program</u>	1999 Availability			2000 Base			2000 Estimate			Increase/Decrease		
	Perm Pos.	FTE	Amount	Perm Pos.	FTE	Amount	Perm Pos.	FTE	Amount	Perm Pos.	FTE	Amount
Civil Tax Litigation.....	304	294	\$33,859	304	294	\$35,877	304	294	\$35,877
Management and Administration.....	86	81	9,415	86	81	9,175	86	81	9,175
Subtotal.....	586	563	65,344	600	575	69,295	600	575	69,295
3. Criminal Matters:												
Organized Crime and Narcotics.....	106	105	13,572	106	107	14,785	112	109	15,182	6	2	\$397
White Collar Crime.....	219	212	26,292	219	222	28,997	227	227	30,402	8	5	1,405
International.....	191	183	25,137	191	193	27,881	197	196	28,670	6	3	789
Litigation Support.....	178	182	22,524	184	188	24,877	188	190	25,087	4	2	210
Management and Administration.....	98	108	12,807	110	120	15,313	112	122	15,402	2	2	89
Subtotal.....	792	790	100,332	810	830	111,853	836	844	114,743	26	14	2,890
4. Claims, Customs and General Civil Matters:												
Federal Appellate Activity.....	76	77	9,830	76	77	10,342	76	77	10,342
Torts Litigation.....	205	207	27,416	199	201	28,839	247	230	43,714	48	29	14,875
Commercial Litigation.....	364	374	54,127	364	374	56,833	364	374	61,833	5,000
Federal Programs.....	150	144	18,055	146	140	19,005	146	140	19,005
Consumer Litigation.....	35	39	5,091	35	39	5,367	35	39	5,367
Immigration Litigation.....	125	133	15,675	122	130	16,458	122	130	16,458
Management and Administration.....	99	108	12,536	92	101	12,329	94	102	12,454	2	1	125
Subtotal.....	1,054	1,082	142,730	1,034	1,062	149,173	1,084	1,092	169,173	50	30	20,000
5. Land, Natural Resources and Indian Matters:												
Appellate and Policy.....	37	40	4,530	37	40	4,791	37	40	4,791
Environmental Protection.....	221	230	33,392	221	230	35,320	221	230	35,320
Natural Resources.....	154	161	19,880	154	161	21,028	154	161	21,028
Management and Administration.....	37	45	4,850	37	45	5,131	37	45	5,131
Subtotal.....	449	476	62,652	449	476	66,270	449	476	66,270
6. Legal Opinions.....												
	37	41	4,512	37	41	4,828	37	41	4,828
7. Civil Rights Matters:												
Federal Appellate Activity.....	29	28	3,310	29	28	3,557	29	28	3,557
Civil Rights Prosecution.....	61	61	6,690	61	61	7,064	81	71	8,385	20	10	1,321
Special Litigation.....	37	34	3,967	37	34	4,239	51	41	5,178	14	7	939
Voting.....	82	86	8,281	82	86	8,817	94	92	10,297	12	6	1,480

GENERAL LEGAL ACTIVITIES
(Dollars in thousands)

Comparison by activity and program	1999 Availability			2000 Base			2000 Estimate			Increase/Decrease		
	Perm Pos.	FTE	Amount	Perm Pos.	FTE	Amount	Perm Pos.	FTE	Amount	Perm Pos.	FTE	Amount
Employment Litigation.....	62	61	\$6,121	62	61	\$6,524	62	61	\$6,524
Coordination and Review.....	20	19	2,708	20	19	2,948	22	20	3,085	2	1	\$137
Housing and Civil Enforcement.....	91	86	10,063	91	86	10,667	116	99	12,650	25	13	1,983
Educational Opportunities.....	30	31	2,968	30	31	3,188	36	34	3,589	6	3	401
Disability Rights.....	74	73	10,785	74	77	11,610	82	81	13,389	8	4	1,779
Office of Special Counsel.....	26	27	5,517	26	27	5,841	29	29	6,027	3	2	186
Management and Administration.....	69	83	12,406	69	83	9,519	69	83	9,519
Subtotal.....	581	589	72,816	581	593	73,974	671	639	82,200	90	46	8,226
8. Interpol - USNCB.....	62	64	8,068	62	64	7,567	62	64	7,567
9. Legal Activities Office Automation.....	17,834	18,166	55,166	37,000
10. Dispute Resolution.....	3	3	300	3	3	300	3	3	662	362
Total.....	3,612	3,658	481,089	3,624	3,694	508,393	3,790	3,784	576,871	166	90	68,478
Direct (non-add).....	[3,541]	[3,587]	[472,929]	[3,553]	[3,623]	[499,838]	[3,719]	[3,713]	[568,316]	[166]	[90]	[68,478]
VCRP (non-add).....	[71]	[71]	[8,160]	[71]	[71]	[8,555]	[71]	[71]	[8,555]	[...]	[...]	[...]
Reimbursable FTE.....	...	401	369	369
Grand total.....	3,612	4,059	481,089	3,624	4,063	508,393	3,790	4,153	576,871	166	90	68,478

Program Changes

	Perm. Pos.	FTE	Amount
Criminal Division - Cybercrime/Cyberterrorism.....	13	9	\$1,760

Additional resources (9 attorneys) are requested to enable the Criminal Division to keep pace with the changing legal and technological environment. The incidence of complexity of computer crime continues to increase rapidly as greater numbers of people develop proficiency in manipulating electronic data and navigating computer networks, and as worldwide access to the Internet continues to skyrocket. As a result of emerging computer technology, significant attention has been, and continues to be, focused on the vulnerability of critical infrastructure as a result of cybercrime and cyberterrorist attacks. The Criminal Division's attorneys are actively working with other government officials (e.g., the FBI, the Department of Defense, NASA), the private sector (including hardware and software vendors and telecommunications companies), academic institutions, and foreign representatives to develop a global response to cyberattacks. The Division requires additional resources to ensure that the Department's efforts to combat cybercrime and cyberterrorism are successful.

GENERAL LEGAL ACTIVITIES
(Dollars in thousands)

	<u>Perm.</u> <u>Pos.</u>	<u>FTE</u>	<u>Amount</u>
Criminal Division - Narcotics (Special Operations Division).....	13	5	\$1,130
<p>Additional resources (9 attorneys) are sought to allow the Criminal Division to support the Special Operations Division (SOD) of DEA. The requested enhancement will enable the Criminal Division to provide direct support to SOD, increase efforts devoted to prosecuting the complex cases that result from SOD investigations, and to support the processing of Title III wiretaps.</p>			
Civil Division - Tobacco Litigation.....	50	30	15,000
<p>Additional resources (40 attorneys) are sought to recover the expenses of federal health care programs for tobacco-related diseases. Like state governments, the federal government has expended considerable resources to combat tobacco-related diseases. Responsible parties, not taxpayers, should be held accountable for tobacco-related health care expenses incurred by Medicare, CHAMPUS, the Veteran's Administration, the Department of Defense, the Indian Health Service, and other federal programs. With the resources requested, the Civil Division will begin to pursue claims against responsible third parties to recover such expenses.</p>			
Civil Division - Health Care Fraud.....	5,000
<p>Additional resources are requested for audit work and automated litigation support in the Columbia/HCA matters. Currently, the Civil Division is investigating Columbia/HCA, which is the largest health care conglomerate in the United States. Fraud has been alleged in virtually every aspect of the conglomerate's dealings with federally-funded health care programs. The Civil Division needs additional resources to fully investigate the claims and effectively prosecute responsible parties.</p>			
Civil Rights Division - Prosecuting Civil Rights Violations.....	32	16	2,123
<p>Additional resources (20 attorneys) are requested to enable the Civil Rights Division to eradicate egregious violations of the nation's civil rights laws. The requested increase compliments the efforts of investigative agencies and the creation of specialized task forces to address criminal civil rights matters, including the Worker Exploitation Task Force and the Task Force on Violence Against Health Care Providers. Specifically, enhancements will enable the Division to: (1) prosecute hate crime violations; (2) continue efforts to deter the victimization of migrant workers and other minorities in violation of the involuntary servitude and peonage statutes; and (3) to combat police misconduct and brutality.</p>			
Civil Rights Division - Fighting Housing and Lending Discrimination.....	23	12	1,866
<p>Additional resources (11 attorneys) are sought to improve the battle against housing and lending discrimination. This request complements increased resources provided to the Department of Housing and Urban Development that will likely result in additional cases being referred to the Department of Justice. Enhancements will enable the Division to: (1) expand the Department's small, but very effective, in-house Fair Housing Testing Program; (2) enhance the Department's fight against discrimination in home mortgage lending and, for the first time, in business lending; and (3) bring additional cases resulting from increased activity by the Department of Housing and Urban Development.</p>			

GENERAL LEGAL ACTIVITIES
(Dollars in thousands)

	<u>Perm.</u> <u>Pos.</u>	<u>FTE</u>	<u>Amount</u>
Civil Rights Division - Fighting Discrimination Against Persons with Disabilities.....	10	5	\$1,896
<p>Additional resources (2 attorneys) will enable the Civil Rights Division to continue and expand successful Americans with Disabilities Act (ADA) initiatives, including: (1) a mediation program which effectively and efficiently resolves complaints; (2) technical assistance, including advice from architects, to assist small businesses in ADA compliance and housing providers in fair housing compliance under the ADA; (3) efforts to certify that state and local building codes meet ADA requirements.</p>			
Civil Rights Division - Preparing for Redistricting.....	12	6	1,480
<p>Additional resources are sought to enable the Civil Rights Division to meet statutory requirements under the Voting Rights Act and to provide technology improvements required to upgrade its imaging system and conversion of microfiche documents. Specifically, these resources will enable the Civil Rights Division to meet the 60-day review period for Section 5 voting changes and redistricting proposals submitted to the Attorney General by covered jurisdictions.</p>			
Civil Rights Division - Protecting Fundamental Opportunities.....	13	7	861
<p>Additional resources (7 attorneys) are requested to expand programs which seek to protect basic civil rights. These enhancements will provide resources necessary for improvements in the following areas: (1) to attack in-school segregation, insuring that desegregation has been achieved, promoting diversity, and insuring that non-English speaking students have access to an effective educational experience; (2) to address the concerns of those in nursing homes and other institutions who are housed in intolerable and dangerous conditions; and (3) to fight immigration fraud and inform the immigration communities of their rights under law.</p>			
Legal Activities Office Automation.....	37,000
<p>Additional resources are requested to upgrade critical legal and management tools. This funding will be used to meet the Attorney General's time line for the Justice Consolidated Office Network (JCON) deployment. JCON is an enterprise-wide solution which fulfills the Department's requirement for electronic interoperability, an essential condition for DOJ managers, attorneys and other law enforcement officials to easily and effectively communicate and exchange information. JCON will achieve this objective through the use of architectural standards, common core applications (e.g., electronic mail, and word processing) and inter-component access to case management and other DOJ management systems (e.g., Financial Management Information System, People Soft). Simply stated, JCON provides DOJ's legal and management offices with tools to do their jobs.</p>			

GENERAL LEGAL ACTIVITIES
(Dollars in thousands)

	<u>Perm.</u> <u>Pos.</u>	<u>FTE</u>	<u>Amount</u>
Office of Dispute Resolution.....	\$362
<p>Additional resources are sought to fully fund the operations of the Office of Dispute Resolution. The Office promotes the use of mediation and other forms of dispute resolution for use in appropriate civil cases involving the United States. It advises attorneys on dispute resolution strategies, identifies potential private providers of dispute resolution services, conducts training in negotiations and dispute resolution, and serves as the Department's representative in dealing with other agencies, Congress and the public regarding mediation issues. The Office also represents the Attorney General in monitoring and supervising the activities of the Interagency Working Group on ADR, a Presidentially established Task Force that promotes the use of dispute resolution throughout the Executive Branch. This enhancement, when combined with the base resources made available from the GLA appropriation in FY 1999, will fully fund the operational responsibilities of the Office.</p>			
Total, Program Changes, General Legal Activities.....	166	90	68,478

ANTITRUST DIVISION
(Dollars in thousands)

	Perm. Pos.	FTE	Amount
1998 actuals, Direct.....	48	45	\$5,480
1998 actuals, Offsetting Collections.....	<u>783</u>	<u>751</u>	<u>94,700</u>
Total 1998 Actuals.....	831	796	100,180
1999 appropriation as enacted, Direct.....
Y2K transfer.....	8
1999 appropriation as enacted, Offsetting Collections.....	588	569	68,267
1999 Carryover availability.....	<u>258</u>	<u>250</u>	<u>30,000</u>
Total 1999 availability.....	846	819	98,275
Increases (see p. 36).....	...	<u>7</u>	<u>6,543</u>
2000 base, Offsetting Collections	846	826	104,818
Program changes (See Program Narrative for Details).....	<u>117</u>	<u>117</u>	<u>9,555</u>
2000 requirements, Offsetting Collections.....	963	943	114,373
2000 estimate.....	577	566	66,574
2000 Carryover availability.....	<u>386</u>	<u>377</u>	<u>47,799</u>
Total 2000 availability.....	963	943	114,373

Comparison by activity and program	1999 Appropriation as Enacted			00 Base			2000 Estimate			Increase/Decrease		
	Perm Pos.	FTE	Amount	Perm Pos.	FTE	Amount	Perm Pos.	FTE	Amount	Perm Pos.	FTE	Amount
1. Federal Appellate Activity	16	14	\$1,878	16	14	\$2,028	16	14	\$2,028
2. Termination and Prevention of Cartel Behavior	225	215	26,956	225	218	28,588	264	257	31,770	39	39	\$3,182
3. Preservation of Competitive Market Structure	457	447	50,429	457	451	53,661	535	529	60,034	78	78	6,373
4. Policy Analysis, Legislation, and	58	57	7,373	58	57	7,968	58	57	7,968
5. Competition Advocacy	29	27	3,794	29	27	4,101	29	27	4,101
6. Management and Administration	<u>61</u>	<u>59</u>	<u>7,845</u>	<u>61</u>	<u>59</u>	<u>8,472</u>	<u>61</u>	<u>59</u>	<u>8,472</u>
Total by Activity and Program.....	846	819	98,275	846	826	104,818	963	943	114,373	117	117	9,555

ANTITRUST DIVISION
(Dollars in thousands)

Comparison by Source	1999 Appropriation as Enacted			2000 Base			2000 Estimate			Increase/Decrease		
	Perm Pos.	FTE	Amount	Perm Pos.	FTE	Amount	Perm Pos.	FTE	Amount	Perm Pos.	FTE	Amount
Direct Authority.....	\$8
2000 Offsetting Collections.....	588	569	68,267	460	449	\$57,019	577	566	\$66,574	117	117	\$9,555
Prior Year Collections.....	258	250	30,000	386	377	47,799	386	377	47,799
Total by Source.....	846	819	98,275	846	826	104,818	963	943	114,373	117	117	9,555

Program Changes

	Perm Pos.	FTE	Amount
Termination and Prevention of Cartel Behavior.....	39	39	\$3,182

The request includes a program increase of \$3,182,000 and 39 positions for the Division's criminal enforcement program. With the additional resources, the Antitrust Division will be able to enhance its enforcement efforts against sophisticated international price-fixing conspiracies and other criminal violations of antitrust laws.

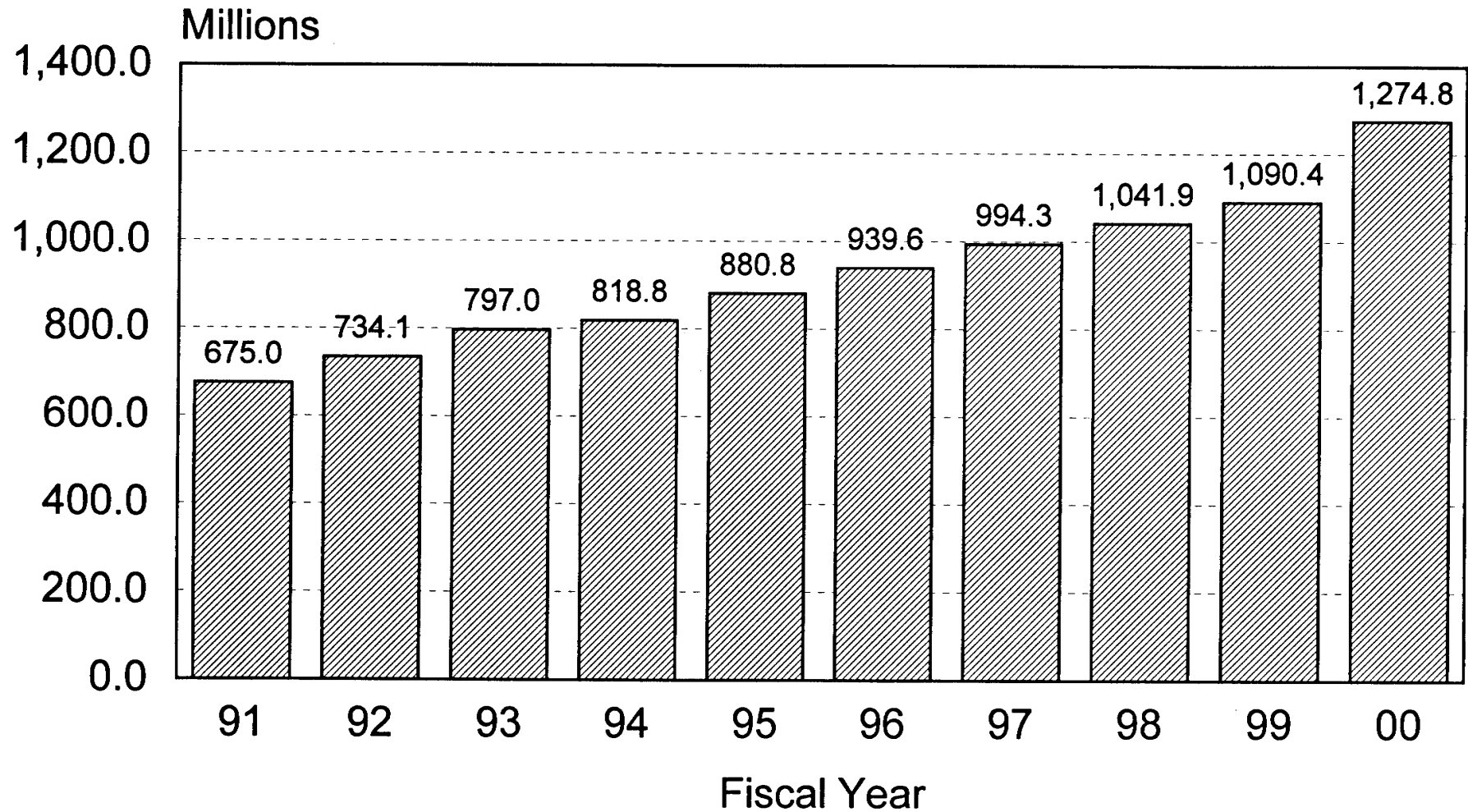
Preservation of Competitive Market Structure Behavior.....	78	78	6,373
--	----	----	-------

The request includes a program increase of \$6,373,000 and 78 positions for the Division's civil program. Resources are required to enable the Division to review the increasing number of complex merger proposals. In addition, the Division will enhance its civil non-merger program, which seeks to reduce unfair competition in the marketplace.

Total, Program Changes, Antitrust Division.....	117	117	9,555
--	------------	------------	--------------

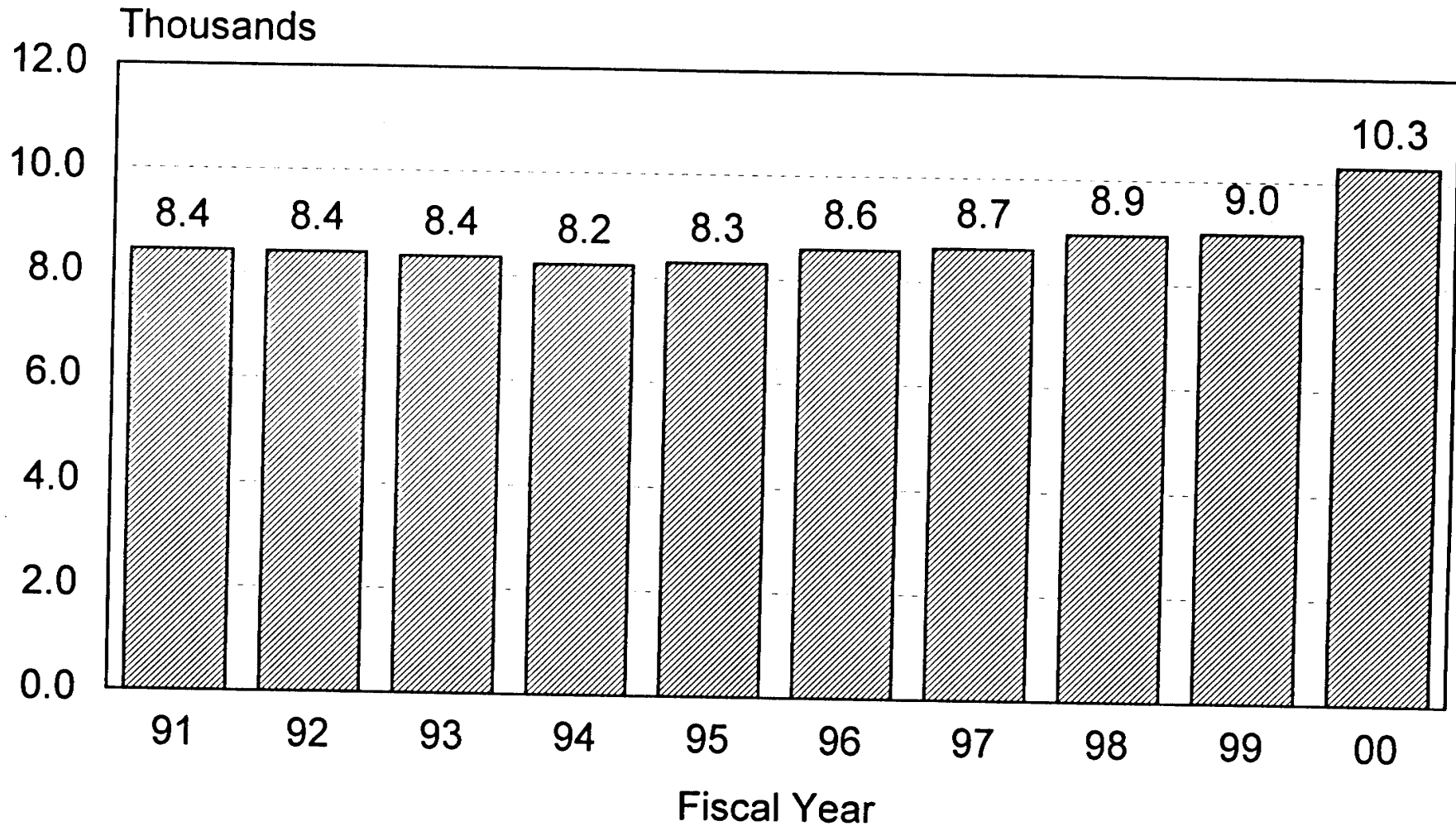
United States Attorneys

Budget Authority 1991 - 2000



United States Attorneys

Authorized Positions 1991 - 2000



UNITED STATES ATTORNEYS
(Dollars in thousands)

	Perm. Pos.	FTE	Amount
1998 actuals (Direct).....	8,448	8,354	\$1,044,488
1998 actuals (VCRP).....	500	333	60,902
Total, 1998 actuals.....	8,948	8,687	1,105,390
1999 appropriation as enacted (Direct).....	8,448	8,764	1,009,253
1999 appropriation as enacted (VCRP).....	596	548	80,698
Total, 1999 appropriation as enacted 1/.....	9,044	9,312	1,089,951
Y2K Transfer.....	0	0	427
Total, 1999 appropriation anticipated.....	9,044	9,312	1,090,378
ICDE Resource Redirection.....	887	847	83,277
Increases.....	0	48	75,936
Decreases.....	0	0	(310)
2000 base.....	9,931	10,207	1,249,281
Program changes (detailed below).....	352	177	25,507
Subtotal, 2000 estimate (Direct).....	9,944	10,045	1,217,788
Subtotal, 2000 estimate (VCRP).....	339	339	57,000
Total, 2000 estimate 2/.....	10,283	10,384	1,274,788

1/ While HIDTA transfers are shown in 1998 actuals, they are not shown for 1999 or 2000 because final decisions on amounts have not been made.

2/ In 2000, ICDE resources, which total 887 positions, 847 FTE, and \$83,277,000, are to be redirected from the ICDE appropriation to the USA direct base resources.

Comparison by activity and program	1999 Appropriation as Enacted			2000 Base			2000 Estimate			Increase/Decrease		
	Perm Pos.	FTE	Amount	Perm Pos.	FTE	Amount	Perm Pos.	FTE	Amount	Perm Pos.	FTE	Amount
1. United States Attorneys:												
Criminal litigation	6,785	6,917	\$792,579	7,672	7,811	\$931,957	7,943	7,947	\$952,071	271	136	\$20,114
Civil litigation	2,033	2,134	242,607	2,033	2,134	260,458	2,106	2,171	265,351	73	37	4,893
Legal Education	36	37	14,772	36	37	15,015	36	37	15,015	0	0	0
Management and Administration	190	224	39,993	190	225	41,851	198	229	42,351	8	4	500
Total	9,044	9,312	1,089,951	9,931	10,207	1,249,281	10,283	10,384	1,274,788	352	177	25,507
Direct [non-add]	[8,448]	[8,764]	[1,009,253]	[9,592]	[9,868]	[1,192,281]	[9,944]	[10,045]	[1,217,788]	[352]	[117]	[25,507]
VCRP [non-add]	[596]	[548]	[80,698]	[339]	[339]	[57,000]	[339]	[339]	[57,000]	0	0	0
Reimbursable FTE	0	1,041	0	0	194	0	0	194	0	0	0	0
Grand Total	9,044	10,353	1,089,951	9,931	10,401	1,249,281	10,283	10,578	1,274,788	352	177	25,507

UNITED STATES ATTORNEYS
(Dollars in thousands)

<u>Program Changes</u>	<u>Perm.</u> <u>Pos.</u>	<u>FTE</u>	<u>Amount</u>
Violent Crime in Indian Country.....	36	18	\$3,208

An increase of 36 positions (26 attorneys), 18 workyears and \$3,208,000 is sought to support the Administration's initiative to reduce violent crime, gang-related violence and juvenile crime on Indian reservations.

Federal investigation and prosecution of felonies (and misdemeanors involving non-Indian offenders and Indian victims) in Indian Country cannot be deferred to any local jurisdiction. Federal law enforcement is both the first and the only avenue of protection for the victims of these crimes. Like the USA for the District of Columbia, USAs in Indian Country are essentially district attorneys for the citizens in their districts; they have the sole responsibility for prosecuting all major crimes committed by or against Indians on the reservations in their districts. Additional agents and police officers have already been funded by the Congress as part of the Administration's initiative. Additional prosecutors are also needed for the success of this initiative.

In 1994, the USAs in Indian Country received 854 violent crime matters that resulted in 380 cases filed. In 1997, the number of violent crime matters received increased to 1,182 and the number of cases filed increased to 531. These data represent increases of approximately 38 percent and 40 percent, respectively, in the number of violent crime matters received and the number of cases filed.

Defensive Civil Litigation.....	76	38	4,998
---------------------------------	----	----	-------

An increase of 76 positions (25 attorneys), 38 workyears and \$4,998,000 is sought to enable the USAs to effectively defend the United States against claims on public funds and to defend civil lawsuits against the United States, its agencies and employees in their official capacities.

The incoming civil defensive caseload handled by the U.S. Attorney offices increased from 44,449 cases filed in 1995 to 55,301 cases filed in 1997 (a 24 percent increase), but the USAs have received no new resources to handle these new cases. To fund this increase in workload demand over the past several years, the USAs redirected base resources to handle this non-discretionary workload area. Such a practice is no longer a viable option. The types of cases handled in this area vary from tort cases involving medical malpractice and automobile accidents to prisoner petitions for habeas corpus and alleged civil rights violations.

The cases handled in this area are non-discretionary and non-delegable. Therefore, the USAs are solely responsible for the litigation of these cases.

UNITED STATES ATTORNEYS
(Dollars in thousands)

<u>Program Changes</u>	<u>Perm.</u> <u>Pos.</u>	<u>FTE</u>	<u>Amount</u>
Counterterrorism/Cyber Crime.....	87	44	\$7,301

The USAs request 87 new positions (55 attorneys), 44 workyears and \$7,301,000 in support of the USAs' white Collar Crime program in the specific areas of counterterrorism, computer and high technology crime.

Terrorism and terrorist attacks are a part of many computer security breaches. Of 520 organizations responding to a 1998 Computer Security Institute survey, 64 percent reported financial losses due to computer security breaches. Of those organizations, 46 percent were able to quantify their losses, which totaled more than \$137 million. This represents a 36 percent increase over the amount of such losses reported in 1997.

Further, according to a 1996 GAO Report, many defense and computer systems experts believe that computer attacks are capable of disrupting communications, stealing sensitive information, and threatening the Nation's ability to execute military operations. In 1998, a young hacker admitted to cutting off telephone service to the Worcester, Massachusetts airport, an act that disrupted communications to the control tower, the airport fire department and the security forces. Additional prosecutors are needed now to handle the increasing number of matters received, 162 in 1995 and 270 in 1998, a 67 percent increase for the period.

Firearms Prosecutions.....	58	29	5,000
----------------------------	----	----	-------

This initiative requests 58 positions (41 attorneys) 29 workyears and \$5,000,000 to conduct 10 to 15 intensive firearms prosecution projects around the country.

The Bureau of Alcohol, Firearms and Tobacco (BAFT) stated in its 1997 Annual Report that the number of firearms illegally trafficked by defendants was 51,540 in 1997, a 49 percent increase over the 34,491 firearms illegally trafficked in 1996. Further, the BATF estimates that 106,014 firearms-related crimes were prevented in 1997 as a result of successful convictions. Each defendant convicted in 1997 was sentenced to an average of three years in Federal prison.

Certain jurisdiction, such as Boston and Richmond, have been able to reduce firearms violence through collaborative efforts and strategic planning. Vigorous enforcement actions by Federal, State and local authorities, combined with a variety of innovative interventions based on sharing information and analytical techniques, have resulted in reducing rates of violent crime. Additional prosecutors are needed to continue this trend.

UNITED STATES ATTORNEYS
(Dollars in thousands)

<u>Program Changes</u>	<u>Perm. Pos.</u>	<u>FTE</u>	<u>Amount</u>
Child Support Enforcement.....	95	48	\$5,000
<p>This initiative requests 95 paralegal positions, 48 workyears and \$5,000,000 in support of the USAs' efforts to enhance child support restitution provided to custodial parents. Success in this initiative could potentially result in a reduction in the demand for Government entitlement programs.</p> <p>According to a 1996 GAO report, the Office of Child Support Enforcement at the Health and Human Services estimated a caseload of 20.1 million custodial parents seeking restitution through the nation's child support enforcement program, an increase of about 50 percent of the total numbers of instances reported in 1991.</p> <p>In a 1994 report, the GAO stated that greater Federal leadership, coupled with equally intensive State efforts, could better position the national child support enforcement program to serve the families that depend on it. The additional resources sought in this initiative will significantly enhance the Federal Government leadership ability.</p>			
Total Program Changes, U.S. Attorneys.....	352	177	25,507

UNITED STATES TRUSTEE SYSTEM FUND
(Dollars in thousands)

	<u>Perm.</u> <u>Pos.</u>	<u>FTE</u>	<u>Amount</u>
1998 Actuals.....	1,128	1,044	\$117,541
1999 appropriation as enacted.....	1,128	1,059	114,248
Y2K Transfer.....	1,003
1999 appropriation anticipated.....	1,128	1,059	115,251
Increases	10,270
Decreases:			
Accident Compensation.....	(73)
Y2K Transfer 1/.....	(1,003)
2000 Base.....	1,128	1,059	124,445
Program changes (detailed below).....	...	41	4,884
2000 Estimate.....	1,128	1,100	129,329

<u>Comparison by activity and program</u>	<u>1999 Appropriation Anticipated</u>			<u>2000 Base</u>			<u>2000 Estimate</u>			<u>Increase/Decrease</u>		
	<u>Perm Pos.</u>	<u>FTE</u>	<u>Amount</u>	<u>Perm Pos.</u>	<u>FTE</u>	<u>Amount</u>	<u>Perm Pos.</u>	<u>FTE</u>	<u>Amount</u>	<u>Perm Pos.</u>	<u>FTE</u>	<u>Amount</u>
1. Administration of Cases:												
Budget Authority.....	1,075	1,007	\$106,657	1,075	1,007	\$114,823	1,075	1,047	\$119,668	...	40	\$4,845
2. Management and Administration:												
Budget Authority.....	53	52	8,594	53	52	9,622	53	53	9,661	...	1	39
Total.....	1,128	1,059	115,251	1,128	1,059	124,445	1,128	1,100	129,329	...	41	4,884

1/ Includes \$1 million Y2K transfer that was provided on a one-time basis.

Program Changes

	<u>Perm.</u> <u>Pos.</u>	<u>FTE</u>	<u>Amount</u>
Annualization of FY 1998 Caseload Positions.....	...	41	\$2,284
<p>This initiative requests \$2,284,000 to bring the Trustee Program to a staffing level of 1,128 positions and 1,100 workyears, thus permitting the Trustees to continue handling a bankruptcy caseload in excess of 1.2 million filings. This represents the annualization of the caseload positions that were approved in the FY 1998 appropriation (41 workyears and \$2,284,000).</p>			
Automation.....	2,600
<p>This initiative requests \$2,600,000 to permit the Trustees to continue the redesign of its case management database and to provide support for the electronic networking of the Trustee Program's 21 regions and 93 district offices.</p>			
Total Program Changes, U.S. Trustee System Fund.....	...	41	4,884

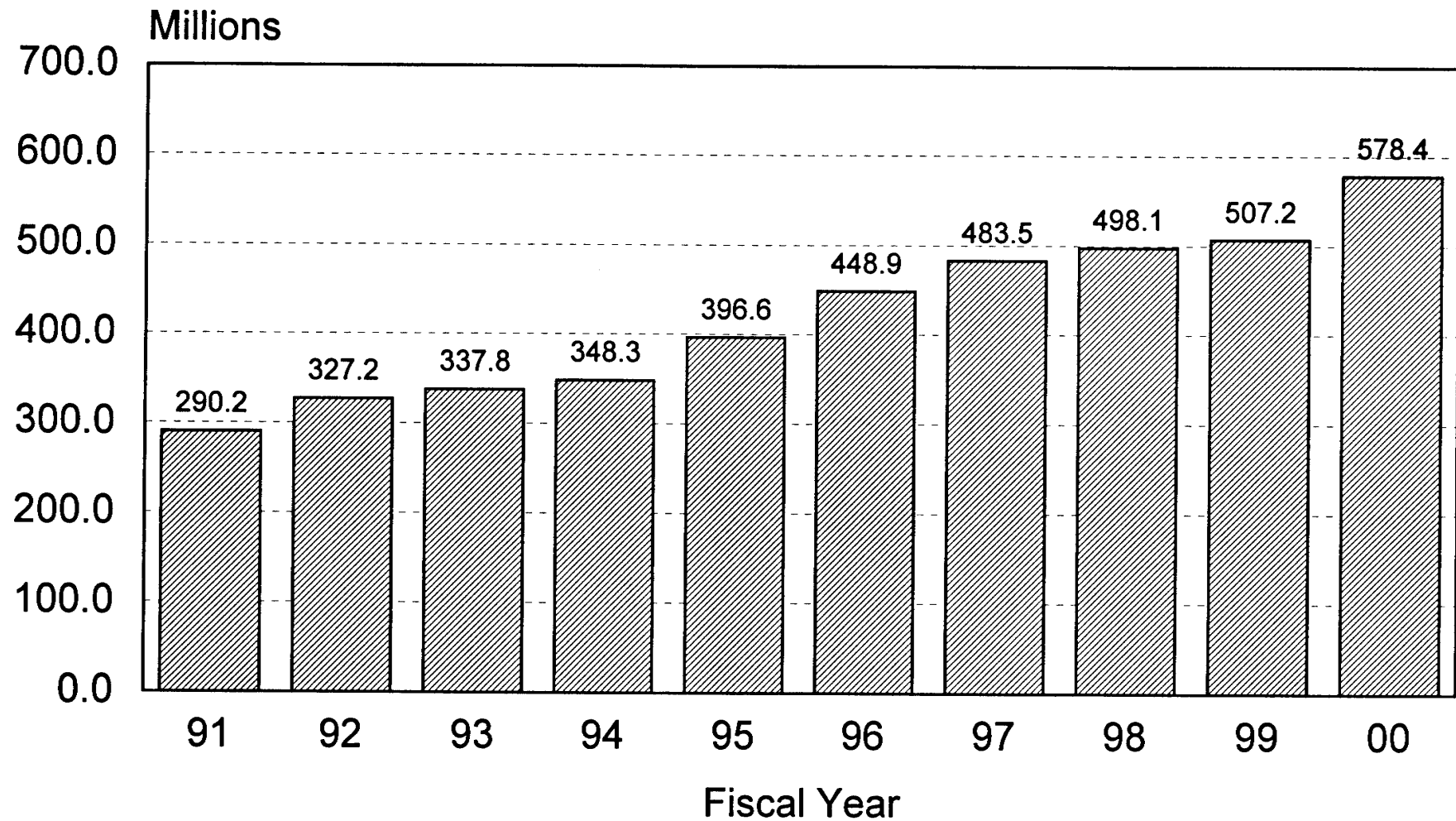
FOREIGN CLAIMS SETTLEMENT COMMISSION
(Dollars in thousands)

	Perm. Pos.	FTE	Amount
1998 actuals.....	11	5	\$802
1999 appropriation as enacted.....	11	11	1,227
Increases (see p.).....	54
Decrease for GSA Rent reduction.....	(106)
2000 base.....	11	11	1,175
2000 estimate.....	11	11	1,175

<u>Comparison by activity and program</u>	<u>1999 Appropriation as Enacted</u>			<u>2000 Base</u>			<u>2000 Estimate</u>			<u>Increase/Decrease</u>		
	<u>Perm Pos.</u>	<u>FTE</u>	<u>Amount</u>	<u>Perm Pos.</u>	<u>FTE</u>	<u>Amount</u>	<u>Perm Pos.</u>	<u>FTE</u>	<u>Amount</u>	<u>Perm Pos.</u>	<u>FTE</u>	<u>Amount</u>
Adjudication of International Claims.....	11	11	\$1,227	11	11	\$1,175	11	11	\$1,175

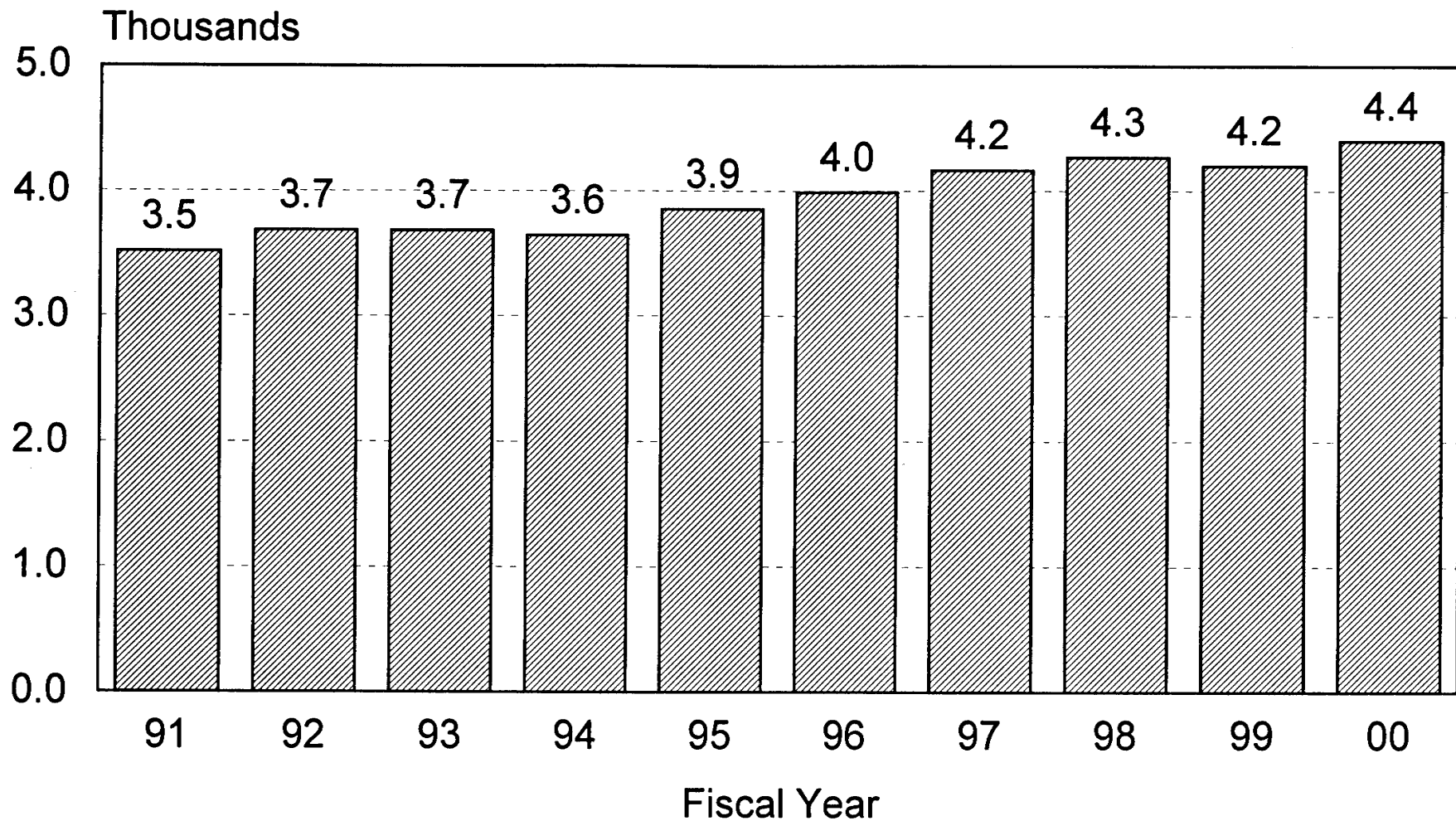
United States Marshals Service

Budget Authority 1991 - 2000



United States Marshals Service

Authorized Positions 1991 - 2000



U.S. MARSHALS

(Dollars in Thousands)

	SALARIES AND EXPENSES AND VCRP			CONSTRUCTION			JPATS REVOLVING FUND			TOTAL		
	Pos.	FTE	Amount	Pos.	FTE	Amount	Pos. 1/	FTE	Amount	Pos. 2/	FTE	Amount
1998 obligations.....	4,269	4,066	\$500,578	4,269	4,066	\$500,578
1999 enacted.....	4,210	4,037	501,909	\$4,600	183	183	...	4,393	4,220	506,509
Y2K Transfer.....	700	700
1999 total availability.....	4,210	4,037	502,609	4,600	183	183	...	4,393	4,220	507,209
2000 estimate.....	4,414	4,159	569,590	9	5	8,832	183	183	...	4,606	4,347	578,422
Change 1999 to 2000.....	204	122	66,981	9	5	4,232	213	127	71,213
Adjustments to base												
Transfers:												
ICDE Resource Redirection	13	13	1,942	13	13	1,942
Increases:												
2000 Pay Raise	10,449	10,449
Annualization of 1999 pay raise	4,352	4,352
Within-grade increases (WIGI)
Annualization of 1999 positions	...	26	1,165	26	1,165
Personnel Compensation Shortfall
Accident compensation	324	324
FTS Recomp/Transition Costs	1,185	1,185
FTS Usage Cost	970	970
Universal Service Fund	276	276
GSA Rent	12,289	12,289
National Archives and Record Projections	18	18
Spectrum Frequency Management	66	66
Small Disadvantaged Business Unit	11	11
Base Shortfall:	14,000	14,000
District Guard Hire	[2,700]
Hawaii, Guam, CNMI Prisoner Trans Trips	[3,260]
AG Caribbean Fugitive Task Force	[600]
CDB Infotek/Autotrack	[480]
Permanent Change of Station Moves	[3,760]
Computer Services Base	[3,200]
General Pricing Level	1,128	132	1,260
Total increases.....	...	26	46,233	132	26	46,365
Decreases:												
Non-recurring increases (Courthouse equipment).....	(4,018)	(4,018)
Total, adjustments to base	13	39	44,157	132	13	39	44,289
2000 base.....	4,223	4,076	546,766	4,732	183	183	...	4,406	4,259	551,498
Program changes												
Protection of the Judiciary.....	191	96	22,824	191	96	22,824
Above Standard Construction.....	9	5	4,100	9	5	4,100
Total, program changes.....	191	96	22,824	9	5	4,100	200	101	26,924
2000 estimate.....	4,414	4,172	569,590	9	5	8,832	183	183	...	4,606	4,360	578,422
Change 1999 to 2000.....	204	135	67,681	9	5	4,232	213	140	71,213

1/ Permanent positions reflected here are for illustrative purposes only; they are funded from program revenues and are not included in the Department's total positions.

2/ Includes 183 permanent positions reflected here for illustrative purposes only; they are funded from program revenues and are not included in the Department's total positions.

U.S. MARSHALS SERVICE
(Dollars in thousands)

	Perm Pos.	FTE	Amount
1998 actuals (Direct).....	4,102	4,066	\$476,503
1998 actuals (VCRP).....	167	...	24,075
Total, 1998 actuals 1/.....	4,269	4,066	500,578
1999 appropriation as enacted (Direct and VCRP).....	4,210	4,037	501,909
Y2K Transfer.....	700
1999 appropriation anticipated (Direct).....	4,043	3,870	477,056
1999 appropriation anticipated (VCRP).....	167	167	25,553
Total, 1999 availability.....	4,210	4,037	502,609
ICDE Base Redirection.....	13	13	1,942
Increases (see p. 70).....	...	26	46,233
Decreases (see p. 70).....	(4,018)
2000 base.....	4,223	4,076	546,766
Program changes (See Program Narrative for Details).....	191	96	22,824
Subtotal, 2000 estimate (Direct).....	4,247	3,992	543,380
Subtotal, 2000 estimate (VCRP).....	167	167	26,210
Total, 2000 estimate 2/.....	4,414	4,172	569,590

1/ While HIDTA transfers are shown in 1998 actuals, they are not shown for 1999 or 2000 because final decisions on amounts have not been made.

2/ In 2000, ICDE resources, which total 13 positions (13 DUSMs), 13 FTE, and \$1,942,000, are to be redirected from the ICDE appropriation to USMS' direct base resources.

Comparison by activity and program	1999 Availability			2000 Base			2000 Estimate			Increase/Decrease		
	Perm Pos.	FTE	Amount	Perm Pos.	FTE	Amount	Perm Pos.	FTE	Amount	Perm Pos.	FTE	Amount
Protection of the Judicial Process.....	2,503	2,443	\$280,998	2,503	2,463	\$298,364	2,694	2,559	\$321,188	191	96	\$22,824
National Prisoner Transportation.....	99	112	43,664	99	112	49,114	99	112	49,114
Fugitive Apprehension.....	663	646	70,371	676	661	78,082	676	661	78,082
Seized Assets Management.....	339	325	25,277	339	325	26,372	339	325	26,372
D.C. Superior Court.....	206	196	19,884	206	196	20,829	206	196	20,829
Service of Legal Process.....	182	186	19,324	182	188	20,561	182	188	20,561
Training.....	27	24	4,882	27	24	5,255	27	24	5,255
ADP/Telecommunications.....	35	28	18,278	35	29	23,095	35	29	23,095
Management & Administration.....	156	77	19,931	156	78	25,094	156	78	25,094
Total.....	4,210	4,037	502,609	4,223	4,076	546,766	4,414	4,172	569,590	191	96	22,824
<i>Direct (non-add).....</i>	<i>[4,043]</i>	<i>[3,870]</i>	<i>[477,056]</i>	<i>[4,056]</i>	<i>[3,909]</i>	<i>[520,556]</i>	<i>[4,161]</i>	<i>[4,005]</i>	<i>[543,380]</i>	<i>[191]</i>	<i>[96]</i>	<i>[22,824]</i>
<i>VCRP (non-add).....</i>	<i>[167]</i>	<i>[167]</i>	<i>[25,553]</i>	<i>[167]</i>	<i>[167]</i>	<i>[26,210]</i>	<i>[167]</i>	<i>[167]</i>	<i>[26,210]</i>
Reimbursable FTE.....	...	70	56	56
Grand Total.....	4,210	4,107	502,609	4,223	4,132	546,766	4,414	4,228	569,590	191	96	22,824

U.S. MARSHALS SERVICE
(Dollars in thousands)

<u>Program Changes</u>	Perm Pos.	FTE	Amount
Mandatory Workload Model.....	191	96	\$13,824
<p>As the top priority, the USMS seeks \$13,824,000 and 191 positions (149 DUSMs) to handle the increased workload generated by other law enforcement agencies and the opening of new courthouses. Historically, the USMS has never had a standardized method for requesting positions to respond to the workload generated by other federal law enforcement agencies. In 1996, the USMS contracted with Fentress Incorporated to develop a statistical model to forecast personnel needs. The Fentress model examines 12 years of other law enforcement staffing levels and USMS workload data, and demonstrates that the increase in law enforcement personnel at the FBI, DEA, INS and USA in 1998 will generate significant workload for the USMS in 2000. The Fentress model indicates personnel needs that are a direct result of the increased requirements of new courthouses and courthouse renovations. Of the amount requested, \$9,591,000 and 131 positions (102 DUSMs) are for the uncontrollable workload growth, and \$4,233,000 and 60 positions (47 DUSMs) are for new courthouse openings and renovations.</p>			
Courthouse Security Equipment.....	9,000
<p>The USMS requests \$9,000,000 to furnish and equip courthouses that are new or undergoing significant renovation. The acquisition and installation of security equipment in new courthouses is imperative to the safe and secure operation of the courthouse and can take up to 2 years to complete, from the time of laying out the system on construction blueprints to the final installation. Telephone and radio systems are also an integral part of the building structure and must be purchased new during the construction phase. New furniture is required for common areas in addition to that which is included in the costs for new positions. Of the amount requested, \$7,896,000 is for security systems, \$317,000 is for telephone systems, \$429,000 is for radios, and \$358,000 is for furniture.</p>			
Total Program Changes, United States Marshals Service.....	191	96	22,824

U.S. MARSHALS SERVICE
CONSTRUCTION PROGRAM
(Dollars in thousands)

	Perm. Pos.	FTE	Amount
1998 actuals.....
1999 appropriation as enacted	\$4,600
Increases (see p. 70).....	132
2000 base.....	4,732
Program changes (See Program Narrative for Details).....	9	5	4,100
2000 Estimate.....	9	5	8,832

Comparison by activity and program	1999 Appropriation as Enacted			2000 Base			2000 Estimate			Increase/Decrease		
	Perm Pos.	FTE	Amount	Perm Pos.	FTE	Amount	Perm Pos.	FTE	Amount	Perm Pos.	FTE	Amount
Renovation of U.S. Courthouses.....	\$4,600	\$4,732	9	5	\$8,832	9	5	\$4,100

Construction funds for the USMS were in the Bureau of Prisons' Buildings and Facilities (B&F) appropriation prior to FY 1999. The funds were then made available to the USMS on a reimbursable basis. Beginning in FY 1999, a construction account was established in the USMS to facilitate accountability and tracking of resources. Base funding of \$4,600,000 funds facilities' maintenance and repair.

Program Changes

	Pos.	FTE	Amount
Above Standard Construction.....	9	5	\$4,100

An enhancement of \$4,100,000 is requested to allow the USMS to establish an adequate base for the USMS construction and renovation program, and to hire construction engineers and security specialists to oversee the renovation program. In FY 1998, the USMS surveyed USMS space in all Federal courthouse facilities to identify existing security deficiencies and provide a basis for prioritizing renovation projects. These funds will be used to renovate USMS space to correct cellblock and security deficiencies, beginning with the most severe deficiencies as identified by the survey. USMS space includes the detention cellblocks, secure prisoner circulation corridors, courtroom holding cells, prisoner/attorney interview rooms, prisoner elevators, vehicle sallyports, and secure vehicle parking.

Total Program Changes, Construction Program, United States Marshals Service.....	9	5	4,100
--	---	---	-------

U.S. MARSHALS SERVICE
FEDERAL PRISONER DETENTION PROGRAM
(Dollars in thousands)

	Perm. Pos.	FTE	Amount
1998 actuals.....	\$440,978
1999 appropriation as enacted	425,000
Increases (see p. 36).....	5,632
2000 base.....	430,632
Program changes (See Program Narrative for Details).....	119,600
2000 Estimate.....	550,232

Comparison by activity and program	1999 Appropriation as Enacted			2000 Base			2000 Estimate			Increase/Decrease		
	Perm Pos.	FTE	Amount	Perm Pos.	FTE	Amount	Perm Pos.	FTE	Amount	Perm Pos.	FTE	Amount
Care of U.S. Prisoners.....	\$425,000	\$430,632	\$550,232	\$119,600

Program Changes

	Pos.	FTE	Amount
Jail Day Increase.....	\$119,600

The total request will fund the costs associated with approximately 8,870,000 contract jail days at the cost of \$56.95 per jail day. This is approximately 2,100,000 contract jail days above the base level.

Because the federal detention population did not grow as rapidly as projected in 1996 and 1997, excess prior year funds allowed the USMS to house all its detainees without an increase in the appropriated funding level in 1998. However, by the beginning of 1999, those prior year funds were exhausted, and the 1999 appropriated level is insufficient to house the anticipated number of detainees. The Department plans to supplement the 1999 appropriation through reimbursements and transfers. Thus, in 2000, the Federal Prisoner Detention appropriation requires a larger than normal increase to accommodate not only the anticipated 2000 increases, but also the large growth experienced in 1999 that was not funded in the base.

FEES and EXPENSES of WITNESSES
(Dollars in thousands)

	<u>Perm.</u>	<u>FTE</u>	<u>Amount</u>
	<u>Pos.</u>		
1998 actuals	\$90,021
1999 appropriation as enacted	95,000
Increases.....
Decreases.....
2000 base.....	95,000
Program changes (detailed below).....	15,000
Total, 2000 estimate	110,000

<u>Comparison by activity and program</u>	<u>1999 Appropriation as Enacted</u>			<u>2000 Base</u>			<u>2000 Estimate</u>			<u>Increase/Decrease</u>		
	<u>Perm</u>	<u>FTE</u>	<u>Amount</u>	<u>Perm</u>	<u>FTE</u>	<u>Amount</u>	<u>Perm</u>	<u>FTE</u>	<u>Amount</u>	<u>Perm</u>	<u>FTE</u>	<u>Amount</u>
	<u>Pos.</u>			<u>Pos.</u>			<u>Pos.</u>			<u>Pos.</u>		
1. Fees and Expenses of Witnesses	\$65,515	\$64,515	\$79,515	\$15,000
2. Protection of Witnesses	27,485	27,485	27,485
3. Victim Compensation Fund	(1,000)	(1,000)	(1,000)
4. Private Counsel	1,600	1,600	1,600
5. Superior Court Informants Program	1,400	1,400	1,400
6. Alternative Dispute Resolution 1/	1,000	1,000
Grand Total	95,000	95,000	110,000	15,000

1/ Fiscal year 2000 will be the first year that the FEW appropriation will include an ADR line item. This new requirement will be funded within existing resources. The appropriate Congressional committees will be notified of this proposal pursuant to Section 605 of the 1999 DOJ Appropriations Act.

FEES and EXPENSES of WITNESSES
(Dollars in thousands)

<u>Program Changes</u>	<u>Perm.</u> <u>Pos.</u>	<u>FTE</u>	<u>Amount</u>
Expert Witnesses.....	\$15,000

Additional expert witness funding is sought to continue paying escalating witness fees throughout the witness user community. Of specific note are extraordinary expenses generated by the WINSTAR cases in the Civil Division and the mega-CERCLA defensive contribution cases in the Environment Division. The anticipated increases in the Civil and Environment Divisions account for \$10 million of the requested enhancement. The remaining amount of the additional funding (\$5 million) will be used to fund expert witness expenses in tobacco litigation wherein the Federal Government will attempt to recover the expenses of Federal health care programs for tobacco-related diseases.

COMMUNITY RELATIONS SERVICE
(Dollars in thousands)

	Perm. Pos.	FTE	Amount
1998 actuals.....	41	39	\$5,319
1999 appropriation as enacted	56	51	7,199
Increases.....	...	5	1,013
2000 base.....	56	56	8,212
Program changes (detailed below).....	30	15	2,132
2000 estimate	86	71	10,344

<u>Comparison by activity and program</u>	1999 Appropriation as Enacted			2000 Base			2000 Estimate			Increase/Decrease		
	Perm Pos.	FTE	Amount	Perm Pos.	FTE	Amount	Perm Pos.	FTE	Amount	Perm Pos.	FTE	Amount
1 Conflict Prevention and Resolution Program Operations	56	51	\$7,199	56	56	\$8,212	86	71	\$10,344	30	15	\$2,132

Program Changes

	Pos.	FTE	Amount
Conflict Prevention and Resolution Program Operations.....	30	15	\$2,132

The Community Relations Service is requesting a program enhancement of \$2,132,000 to address racial violence, disorders and conflict in local communities. The enhancement would improve and expand delivery of conciliation and conflict resolution services to local jurisdictions through the establishment of 15 strategically located field offices staffed by conciliation specialists. These new offices will ensure that CRS services are more readily accessible to its consumer groups. Localized services will allow CRS to be consistently on-site and to maintain ongoing working relationships with local officials, law enforcement agencies and civic leaders especially during times of community unrest and disorder.

Note: The FY 2000 appropriations language contains a provision permitting the Attorney General to make available to CRS up to \$3.3 million in additional funding from Department of Justice resources.

INDEPENDENT COUNSEL
(Dollars in thousands)

	Perm. Pos.	FTE	Amount
1998 actuals.....	\$17,960
1999 appropriation as enacted.....	9,500
2000 base.....	9,500
2000 estimate.....	9,500

Comparison by activity and program	1999 Appropriation as Enacted			2000 Base			2000 Estimate			Increase/Decrease		
	Perm Pos.	FTE	Amount	Perm Pos.	FTE	Amount	Perm Pos.	FTE	Amount	Perm Pos.	FTE	Amount
1. Independent Counsel.....	\$9,500	\$9,500	\$9,500

Congress enacted a permanent indefinite appropriation to fund the expenses of Independent Counsel investigations and prosecutions in the 1988 Department of Justice Appropriations Act (P.L. 100-202). Under this appropriation, all necessary costs and expenses incurred in the pursuit of these investigations will be funded from amounts available in the Treasury. Independent Counsel investigations were authorized by Congress in the 1978 Ethics in Government Act. The authorization expired December 15, 1992, five years after the enactment of the Independent Counsel Reauthorization Act of 1987. However, the provisions of the chapter remained in effect for ongoing investigations. In June 1994, the Independent Counsel Reauthorization Act of 1994 was signed into law. The Reauthorization Act continues the operations of the Independent Counsel for five years.

Currently, expenses are being incurred for the following offices: Independent Counsels Starr, Smaltz, Barrett, Bruce, Lancaster, Thompson, Von Kann, and Pearson. Costs that are being incurred for the last three offices (Thompson, Von Kann, and Pearson) are related to close-out activities. For FY 2000, costs of ongoing Independent Counsel investigations will vary depending upon the nature and duration of the investigations. This request does not include funding for Counsel that may be appointed in the future.

ASSET FORFEITURE FUND
Special Fund
(Dollars in thousands)

	Perm. <u>Pos.</u>	FTE	<u>Amount</u>
1998 actuals:			
Appropriated Definite Authority.....	\$19,463
Permanent Indefinite Authority 1/.....	414,993
1999 appropriation enacted:			
Appropriated Definite Authority.....	23,000
Permanent Indefinite Authority 2/.....	479,219
2000 base:			
Appropriated Definite Authority.....	23,000
Permanent Indefinite Authority.....	409,910
2000 estimate:			
Appropriated Definite Authority.....	23,000
Permanent Indefinite Authority.....	409,910

1/ The 1998 Permanent Indefinite Authority of \$414,993,000 includes \$31,932,000 in Super Surplus obligations.

2/ The 1999 Permanent Indefinite Authority of \$479,219,000 includes Super Surplus obligations of \$104,609,000 planned for 1999.

	<u>1999 Appropriation as Enacted</u>			<u>2000 Base</u>			<u>2000 Estimate</u>			<u>Increase/Decrease</u>		
	Perm Pos.	FTE	Amount	Perm Pos.	FTE	Amount	Perm Pos.	FTE	Amount	Perm Pos.	FTE	Amount
Comparison by activity and program												
1. Appropriated Definite Authority:												
Investigative Expenses.....	\$23,000	\$23,000	\$23,000
2. Permanent Indefinite Budget Authority...	479,219	409,910	409,910
Total.....	502,219	432,910	432,910

The primary purpose of the Fund is to provide a stable source of resources to cover the costs of an effective asset seizure and forfeiture program, including the costs of seizing, evaluating, inventorying, maintaining, protecting, advertising, forfeiting, and disposing of property. Prior to the creation of the Fund, costs of these activities had to be diverted from agency operational funds. Receipts (permanent indefinite authority) are available to pay program operations expenses and to recognize the equity of innocent third parties, lienholders, and state and local law enforcement agencies and for authorized investigative expenses (appropriated definite authority), including awards for information or assistance in law enforcement cases, costs of equipping conveyances for law enforcement functions, and the purchase of evidence, as provided in the appropriations act. Surplus revenues (Super Surplus) are used to assist in financing important law enforcement programs. Receipts for 1997 totaled \$445.6 million, \$66.6 million higher than receipts in 1996. Receipts for 1998 totaled \$448.9 million, \$3.3 million higher than receipts in 1997. Receipt estimates for 1999 and 2000 are \$434 million and \$448 million, respectively, including interest earned on BCCI balances, which is not available for general operations of the Fund.

RADIATION EXPOSURE COMPENSATION TRUST FUND - ADMINISTRATIVE EXPENSES
(Dollars in thousands)

	Perm. Pos.	FTE	Amount
1998 actuals.....	\$1,210
1999 appropriation as enacted.....	2,000
2000 base.....	2,000
2000 estimate.....	2,000

	1999 Appropriation as Enacted			2000 Base			2000 Estimate			Increase/Decrease		
	Perm Pos.	FTE	Amount	Perm Pos.	FTE	Amount	Perm Pos.	FTE	Amount	Perm Pos.	FTE	Amount
<u>Comparison by activity and program</u>												
1. Administrative Expenses.....	\$2,000	\$2,000	\$2,000

Note: Funding for the positions associated with the Radiation Exposure Compensation Trust Fund is provided in a separate appropriation that scores expenses against the Defense functional classification. This funding is then made available to the Civil Division through a reimbursable agreement.

RADIATION EXPOSURE COMPENSATION TRUST FUND
(Dollars in thousands)

	Perm. Pos.	FTE	Amount
1998 actuals.....	\$12,339
1999 appropriation as enacted.....
Program changes (detailed below).....	21,714
2000 estimate.....	21,714

	1999 Appropriation as Enacted			2000 Base			2000 Estimate			Increase/Decrease		
	Perm Pos.	FTE	Amount	Perm Pos.	FTE	Amount	Perm Pos.	FTE	Amount	Perm Pos.	FTE	Amount
Comparison by activity and program												
1. Payment of Radiation Exposure claims.....	\$21,714	\$21,714

Program Changes

An increase of \$21,714,000 is required to continue making payments to individuals with claims against the Trust Fund in 1999.

For 1998, approximately \$34.0 million was available in the Trust Fund. The amount included carryover of almost \$29 million, an appropriation of nearly \$4.4 million and estimated interest from Government bonds of \$633,000. Over 150 claims were approved, representing \$10.8 million. Actual payments from the Trust Fund totaled \$12.3 million.

For 1999, approximately \$21.0 million is available, which was carried over from prior years and includes interest earnings of \$404,000. Nearly 200 claims are expected to be approved, representing \$14.7 million. Actual payments from the Trust Fund are estimated at \$13.1 million.

With an appropriation of \$21.7 million in FY 2000, total availability is estimated at \$30.6 million. That amount includes anticipated carryover of \$8.3 million and interest earnings of \$563,000. At that level, the Trust Fund would be able to fund the increased level of claims expected to result from amendments to the Radiation Exposure Compensation Act that are supported by the Administration.

	Perm. Pos.	FTE	Amount
	\$21,714

INTERAGENCY CRIME AND DRUG ENFORCEMENT
(Dollars in thousands)

	Perm. Pos.	FTE	Amount
1998 actuals.....	3,015	2,960	\$294,967
1999 appropriation as enacted.....	3,015	2,960	304,014
Transfers to other accounts (see p. 38).....	(3,015)	(2,960)	(304,014)
2000 Base.....
2000 Estimate.....

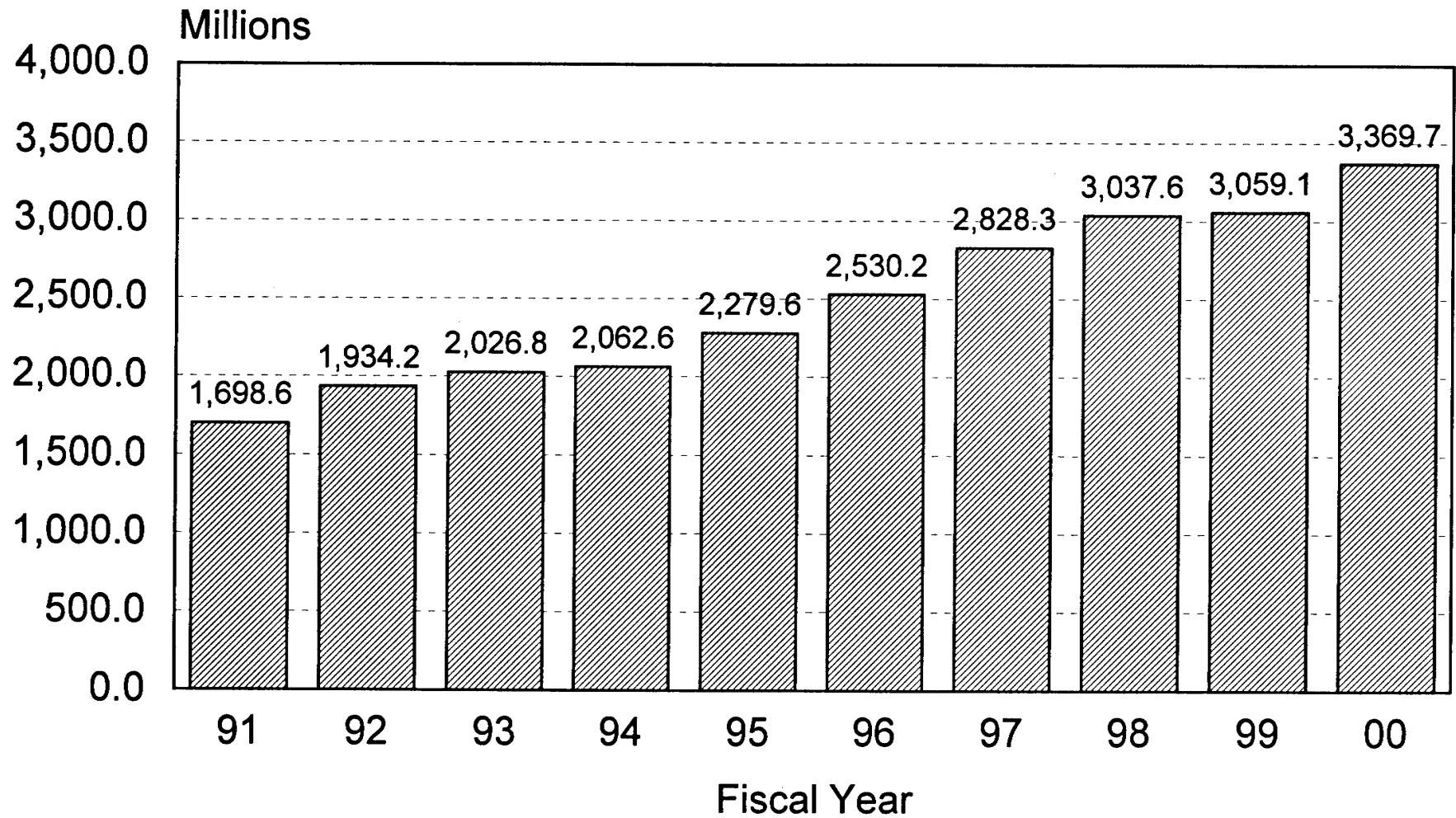
Comparison by activity and program	1999 Appropriation as Enacted			2000 Base			2000 Estimate			Increase/Decrease		
	Perm Pos.	FTE	Amount	Perm Pos.	FTE	Amount	Perm Pos.	FTE	Amount	Perm Pos.	FTE	Amount
1. Drug Law Enforcement												
Drug Enforcement Administration.....	975	962	\$97,384
Federal Bureau of Investigation.....	830	830	96,663
Immigration & Naturalization Service.....	102	102	10,719
U.S. Marshals Service.....	13	13	1,421
Subtotal.....	1,920	1,907	206,187
2. Drug Intelligence												
Drug Enforcement Administration.....	25	25	2,228
Federal Bureau of Investigation.....	151	151	12,166
Subtotal.....	176	176	14,394
3. Prosecutions												
U.S. Attorneys.....	887	847	79,832
Criminal Division.....	6	6	759
Tax Division.....	14	12	1,293
Subtotal.....	907	865	81,884
4. Administrative Support												
Executive Office.....	12	12	1,549
TOTAL.....	3,015	2,960	304,014

Note: The Positions and workyears reflected for this appropriation are reimbursable for the participating agencies and are provided here for illustrative purposes.

In FY 2000, the Department plans to eliminate this appropriation and transfer all resources to the appropriations of the participating components. The mission and functions of the nine Organized Crime and Drug Enforcement Task Forces (OCDETF) presently supported by the consolidated appropriation will remain unchanged by this action. Direct funding of all OCDETF requirements will make participating organizations responsible for justifying enhancements related to OCDETF workload within the context of all drug program-related activities in the component. The OCDETF Executive Office will continue to provide central management and policy guidance for the program.

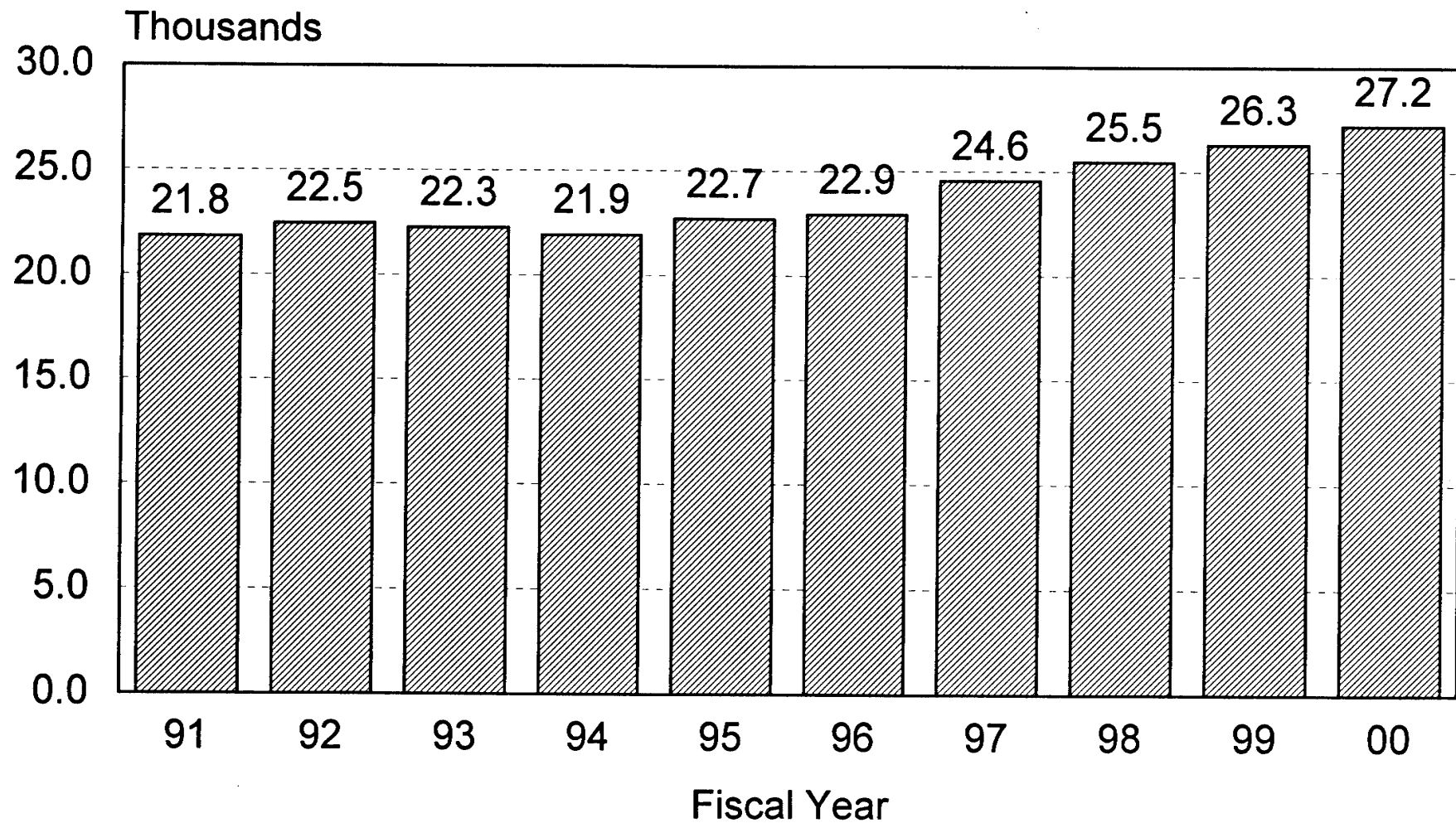
Federal Bureau of Investigation

Budget Authority 1991 - 2000



Federal Bureau of Investigation

Authorized Positions 1991 - 2000



FEDERAL BUREAU OF INVESTIGATION
(Dollars in Thousands)

	SALARIES AND EXPENSES AND VCRP			CONSTRUCTION	HEALTH CARE FRAUD AND ABUSE CONTROL ACCOUNT			TOTAL		
	Pos.	FTE	Amount	Amount	Pos.	FTE	Amount	Pos.	FTE	Amount
1998 obligations.....	24,938	24,408	2,953,599	22,081	569	533	56,000	25,507	24,941	3,031,680
1999 enacted.....	25,693	24,716	2,981,548	1,287	651	610	66,000	26,344	25,326	3,048,835
Y2K Transfer.....			10,293							10,293
1999 availability.....	25,693	24,716	2,991,841	1,287	651	610	66,000	26,344	25,326	3,059,128
2000 estimate.....	26,519	25,576	3,283,377	10,287	728	689	76,000	27,247	26,265	3,369,664
Change 1999 to 2000.....	826	860	291,536	9,000	77	79	10,000	903	939	310,536
Adjustments to base										
Transfers:										
Of NICS to fee-funding.....	(423)	(423)	(22,000)					(423)	(423)	(22,000)
From ICDE.....	981	981	113,039					981	981	113,039
From Counterterrorism Fund.....			10,000							10,000
Total Transfers.....	558	558	101,039					558	558	101,039
Increases:										
2000 Pay Raise.....			60,045			1,622				61,667
Annualization of 1999 Pay Raise.....			22,490			550				23,040
Annualization of 1999 Increases (net).....	168		11,108		41	954		209		12,062
Accident compensation.....			58							58
FTS/Recomp/Transition Costs.....			4,409							4,409
FTS Usage Cost.....			4,201							4,201
Universal Service Fund.....			821							821
GSA Rent.....			50,302			94				50,396
National Archives and Record Projections...			21							21
Spectrum Frequency Management.....			374							374
Small Disadvantaged Business Unit.....			14							14
General Pricing Level Adjustments.....			5,276			17				5,293
Total increases.....	168		159,119		41	3,237		209		162,356
Decreases:										
Non-recurring decreases.....			(59,281)							(59,281)
State Identification Grants.....			(9,500)							(9,500)
Total, adjustments to base.....	168		90,338		41	3,237		209		93,575
2000 base.....	26,251	25,442	3,183,218	1,287	651	651	69,237	26,902	26,093	3,253,742
Program changes										
Counterterrorism and Cybercrime Initiative..	207	103	36,742					207	103	36,742
Information Sharing Initiative.....			38,800							38,800
Reports Officers.....	56	28	3,682					56	28	3,682
Federal Convicted Offender DNA Database..	5	3	5,336					5	3	5,336
Investigative Information Services.....			4,325							4,325
Laboratory Activation.....			5,000							5,000
Labnet.....			4,164							4,164
Non-Drug System Development.....			2,110							2,110
Hazardous Devices School Modernization...				9,000						9,000
Health Care Fraud Enforcement.....					77	38	6,763	77	38	6,763
Total, program changes.....	268	134	100,159	9,000	77	38	6,763	345	172	115,922
2000 estimate.....	26,519	25,576	3,283,377	10,287	728	689	76,000	27,247	26,265	3,369,664
Change 1999 to 2000.....	826	860	291,536	9,000	77	79	10,000	903	939	310,536

FEDERAL BUREAU OF INVESTIGATION
SALARIES AND EXPENSES
(Dollars in thousands)

	Perm. Pos.	FTE	Amount
1998 actuals (Direct).....	24,932	24,406	\$2,786,411
1998 actuals (VCRP).....	6	2	167,188
Total 1998 actuals.....	<u>24,938</u>	<u>24,408</u>	<u>2,953,599</u>
1999 as enacted.....	25,693	24,716	2,981,548
Y2K transfer.....	10,293
1999 Availability (Direct).....	25,264	24,287	2,768,485
1999 Availability (VCRP).....	429	429	223,356
Total 1999 availability 1/.....	<u>25,693</u>	<u>24,716</u>	<u>2,991,841</u>
[Health Insurance Portability and Accountability Act] 2/.....	[651]	[610]	[66,000]
Transfer:			
of NICS to fee-funding.....	(423)	(423)	(22,000)
from Interagency Crime Drug Enforcement 3/.....	981	981	113,039
from Counterterrorism Fund.....	10,000
Increases (see p. 85).....	...	168	159,119
Decreases:			
Integrated Automated Fingerprint Identification System (IAFIS).....	(43,834)
Rapid Deployment Teams.....	(5,145)
Medical & Safety Equipment and Supplies.....	(393)
Lab equipment and forensic supplies.....	(1,125)
Translation Equipment.....	(450)
State Identification System Grants.....	(9,500)
Vehicles.....	(8,334)
2000 base.....	<u>26,251</u>	<u>25,442</u>	<u>3,183,218</u>
Program changes (detailed below).....	268	134	100,159
Subtotal, 2000 estimate (Direct).....	<u>26,519</u>	<u>25,576</u>	<u>3,002,876</u>
Subtotal, 2000 estimate (VCRP).....	280,501
Total, 2000 estimate 4/.....	<u>26,519</u>	<u>25,576</u>	<u>3,283,377</u>
[Health Insurance Portability and Accountability Act].....	[728]	[689]	[76,000]

1/ While HIDTA transfers are shown in 1998 actuals, they are not shown for 1999 or 2000 because final decisions on amounts have not been made.

2/ Provided for information purposes only. Figure is a non-add. Amounts for the Health Insurance Portability and Accountability Act are considered reimbursable resources.

3/ In 2000, ICDE resources, which total 981 positions, 981 FTE and \$113,039,000, are to be redirected to FIB's direct base resources.

4/ In addition to direct funding, the FBI will receive reimbursable resources totaling 2,646 positions (454 agents) and 2,454 FTE in 2000. In accordance with the Health Insurance Portability and Accountability Act of 1996, the FBI will receive \$76,000,000 in 2000 to support 728 positions (415 agents) and 689 FTE for health care fraud investigations.

FEDERAL BUREAU OF INVESTIGATION
SALARIES AND EXPENSES
(Dollars in thousands)

Comparison by activity and program	1999 Appropriation as Enacted			2000 Base			2000 Estimate			Increase/Decrease		
	Perm Pos.	FTE	Amount	Perm Pos.	FTE	Amount	Perm Pos.	FTE	Amount	Perm Pos.	FTE	Amount
1. Criminal, Security, and Other Investigation												
Organized Criminal Enterprises.....	3,998	3,955	\$411,070	4,979	4,936	\$546,894	5,035	4,964	\$552,686	56	28	\$5,792
White-Collar Crime.....	4,333	4,131	436,196	4,333	4,183	463,071	4,441	4,237	474,461	108	54	11,390
Other Field Programs.....	10,461	10,101	1,186,660	10,461	10,201	1,254,198	10,461	10,201	1,255,854	1,656
Subtotal.....	18,792	18,187	2,033,926	19,773	19,320	2,264,163	19,937	19,402	2,283,001	164	82	18,838
2. Law Enforcement Support												
Training, Recruitment, and Applicant.	1,016	978	\$110,801	1,016	978	\$116,047	1,016	978	116,047
Forensic Services.....	753	702	121,968	753	715	117,201	837	757	141,562	84	42	24,361
Information, Management, Automation, and Telecommunications.....	561	526	135,905	561	526	159,708	561	526	202,833	43,125
Technical Field Support and Services	267	252	214,241	267	255	207,513	287	265	221,348	20	10	13,835
Criminal Justice Services.....	2,159	2,051	188,252	1,736	1,628	131,066	1,736	1,628	131,066
Subtotal.....	4,756	4,509	771,167	4,333	4,102	731,535	4,437	4,154	812,856	104	52	81,321
3 Program Direction												
Management and Administration.....	2,145	2,020	176,455	2,145	2,020	187,520	2,145	2,020	187,520
Total.....	25,693	24,716	2,981,548	26,251	25,442	3,183,218	26,519	25,576	3,283,377	268	134	100,159
Direct[Non-Add].....	25,264	24,287	2,758,192	26,251	25,442	2,980,803	26,519	25,576	3,002,876	268	134	22,073
VCRP[Non-Add].....	429	429	223,356	202,415	280,501	78,086
Reimbursable FTE.....	...	2,888	2,371	2,454	83	...
Grand Total.....	25,693	27,604	2,981,548	26,251	27,813	3,183,218	26,519	28,030	3,283,377	268	217	100,159

FEDERAL BUREAU OF INVESTIGATION
SALARIES AND EXPENSES
(Dollars in thousands)

<u>Program Changes</u>	<u>Perm. Pos.</u>	<u>FTE</u>	<u>Amount</u>
Intelligence Collection and Analysis Initiative.....	56	28	\$48,917

1. Information Sharing Initiative

The FBI's Strategic Plan for 1998-2003 directly depends upon the successful execution of its Information Technology strategy. The Information Sharing Initiative (ISI) is a multi-phase, multi-year program to provide the information technology and capabilities identified by FBI program managers as needed to support investigations and achieve program goals and objectives. For 2000, the FBI requests **\$38,800,000** to continue implementation of Phase 1 of the ISI, which focuses upon upgrading and enhancing the underlying automation and telecommunications infrastructure. Initial funding for Phase 1 implementation was provided in 1999. Future phases of ISI will provide enhanced analytical capabilities and develop capabilities for sharing information with other federal, state, and local agencies.

2. Intelligence Collection and Management

Emerging national security and crime problems are placing an increased demand for analysis and dissemination on existing FBI intelligence capabilities. An enhanced intelligence collection, analysis, and dissemination capability is needed that will allow the FBI to: 1) better identify the issues and emerging crime problems that pose a threat to the nation's security; 2) better link criminal associations and relationships in support of multi-jurisdictional investigations and program initiatives; and 3) provide real-time information in support of criminal and national security investigations. Based upon its Strategic Plan for 1998-2003, the FBI is developing an integrated intelligence program with systematic collection approaches and structured analytical methods. To support this effort in 2000, the FBI requests a total of **\$5,792,000 to hire 56 Intelligence Collection Management Officers (28 workyears)** and acquire services and equipment to be used for intelligence collection and analysis. This program increase would also provide a fully operational system that integrates and links transactional data with free text information from investigative cases and other sources.

3. Investigative Information Services

The FBI requests **\$4,325,000** to continue providing FBI field offices with access to commercially available, on-line databases. These commercial databases provide access to public source information regarding individuals and property, including credit, real property, and tax records, that are used for investigative purposes, such as locating fugitives or other individuals sought for questioning, identifying property eligible under law for forfeiture or seizure, and conducting background investigations for employment.

FEDERAL BUREAU OF INVESTIGATION
SALARIES AND EXPENSES
(Dollars in thousands)

<u>Program Changes</u>	<u>Perm. Pos.</u>	<u>FTE</u>	<u>Amount</u>
Technology and Cyber Crime Initiative.....	207	103	\$36,742

1. National Infrastructure Protection and Computer Intrusion Program (NIPCIP)

The mission of the National Infrastructure Protection Center (NIPC) is to identify, investigate, and prevent threats and unlawful acts targeting the critical infrastructures of the United States, including illegal intrusions into government computer networks, protected civilian computers, and the National Information Infrastructure. Under Presidential Decision Directive (PDD) - 63, all Executive Departments and agencies are instructed to share information about threats, warnings of attacks, and actual attacks on critical government and private sector infrastructures with the NIPC, which is managed by the FBI. Specialized field squads investigate computer intrusions and computer crimes and conduct infrastructure security threat assessments. For 2000, the FBI requests **108 positions (60 agents), 54 workyears, and \$11,390,000** to establish up to 12 additional field squads and provide equipment for 26 other field offices, and **\$1,656,000** to continue operations and programs of the NIPC at FBI Headquarters.

2. Computer Analysis and Response Teams (CART)

The widespread use of computers and the rapid advancement in computer systems technology are combining to increase the volume and complexity of computer-related evidence in criminal and national security investigations. The CART program of the FBI Laboratory assists law enforcement by extracting potential evidentiary material from computers, computer media, and network systems; conducting forensic examinations of data; and providing onsite technical field assistance to investigators. For 2000, the FBI requests **79 positions, 39 workyears and \$9,861,000** to hire, train, and equip new CART examiners for FBI Headquarters (17) and field offices (62), acquire forensic supplies for existing examiners, and upgrade equipment to keep pace with workload increases and advances in computer technology reaching the marketplace and used by criminals and others.

3. Cryptanalysis

The increasing use of computers and computer networks incorporating privacy features through the use of encryption requires the FBI to develop law enforcement capabilities to obtain, pursuant to court order, access to plaintext. Additionally, the growth in the number of criminal and national security investigations involving digitally-based telecommunications technologies requires the FBI to develop capabilities for protocol analysis and processing assistance. To meet these needs, the FBI requests **13 positions, 7 workyears, and \$9,635,000** for analysts and engineers, equipment, training, and technical support services to further develop its law enforcement cryptanalysis capabilities.

4. Network Data Interception

Investigations of network and computer intrusions often requires the FBI to trace, pursuant to court order, the source of the intrusion or other illegal act back to the originator. To provide the necessary technical support to network intrusion cases, the FBI requests **7 positions, 3 workyears, and \$4,200,000** for additional technicians and engineers, equipment, training, and technical support services.

FEDERAL BUREAU OF INVESTIGATION
SALARIES AND EXPENSES
(Dollars in thousands)

<u>Program Changes</u>	<u>Perm. Pos.</u>	<u>FTE</u>	<u>Amount</u>
Law Enforcement Services Initiative.....	5	3	\$9,500

1. Federal Convicted Offender DNA Database and LABNET

The FBI 2000 base reflects a reduction of \$9,500,000 currently available for state identification system formula grants. The FBI proposes to use this amount to fund program increases for the Federal Convicted Offender DNA Collection and LABNET.

The Antiterrorism and Effective Death Penalty Act of 1996 authorizes the FBI to expand the Combined DNA Index System (CODIS) to include Federal crimes and crimes committed in the District of Columbia. For 2000, the FBI requests **5 positions, 3 workyears and \$5,336,000** to establish the Federal Convicted Offenders DNA database. The FBI, with the assistance of other federal agencies, will collect, type, and enter into CODIS approximately 20,000 DNA samples from the current federal inmate population and from persons convicted of violent crimes in federal court. Currently, no DNA samples from federally convicted persons are being entered into CODIS.

The FBI also requests **\$4,164,000** to enhance connectivity between the FBI Laboratory and federal, state, and local users of CODIS and the National Integrated Ballistics Information Network (NIBIN, formerly DRUGFIRE). Enhanced connectivity will be achieved through consolidation of the existing LABNET with the Criminal Justice Information Services – Wide Area Network (CJIS - WAN). Consolidation will improve delivery of services, enhance systems access, and provide secure communications with state and local law enforcement partners.

Infrastructure Initiative.....	5,000
--------------------------------	-----	-----	-------

1. Laboratory Activation

Congress has provided funding for the FBI to construct a new FBI Laboratory at the FBI Academy in Quantico, Virginia. The new laboratory will ensure that the FBI maintains its role as a leader in the examination of forensic evidence for federal, state, and local law enforcement, the training of state and local forensic examiners, and the development and application of scientific and technological advancements to the solution of crimes and analysis of evidence. It is anticipated that construction of the new facility will be completed by the summer of 2001. Due to the lengthy lead time needed for the acquisition of certain specialized equipment, the FBI requests **\$5,000,000** to begin the purchase of critical instrumentation and equipment for the new facility so that necessary installation, testing, and calibration of equipment can be completed in parallel to the occupancy of the new facility.

FEDERAL BUREAU OF INVESTIGATION
SALARIES AND EXPENSES
(Dollars in thousands)

<u>Program Changes</u>	<u>Perm.</u> <u>Pos.</u>	<u>FTE</u>	<u>Amount</u>
Reimbursable Workyear Changes..... An increase of 45 reimbursable workyears is required to support the National Instant Check System. Additionally, an increase of 38 workyears is provided for health care fraud enforcement in accordance with the Health Insurance Portability and Accountability Act (HIPAA) of 1996. The HIPAA provides a total of \$76,000,000 for 2000, a \$10,000,000 increase over 1999. Of this amount, \$3,237,000 will be used to fund adjustments to base and the remaining \$6,763,000 will fund an additional 77 positions (35 agents).	...	83	...
Grand Total Program Changes, Federal Bureau of Investigation.....		83	\$100,159

FEDERAL BUREAU OF INVESTIGATION
CONSTRUCTION
(Dollars in thousands)

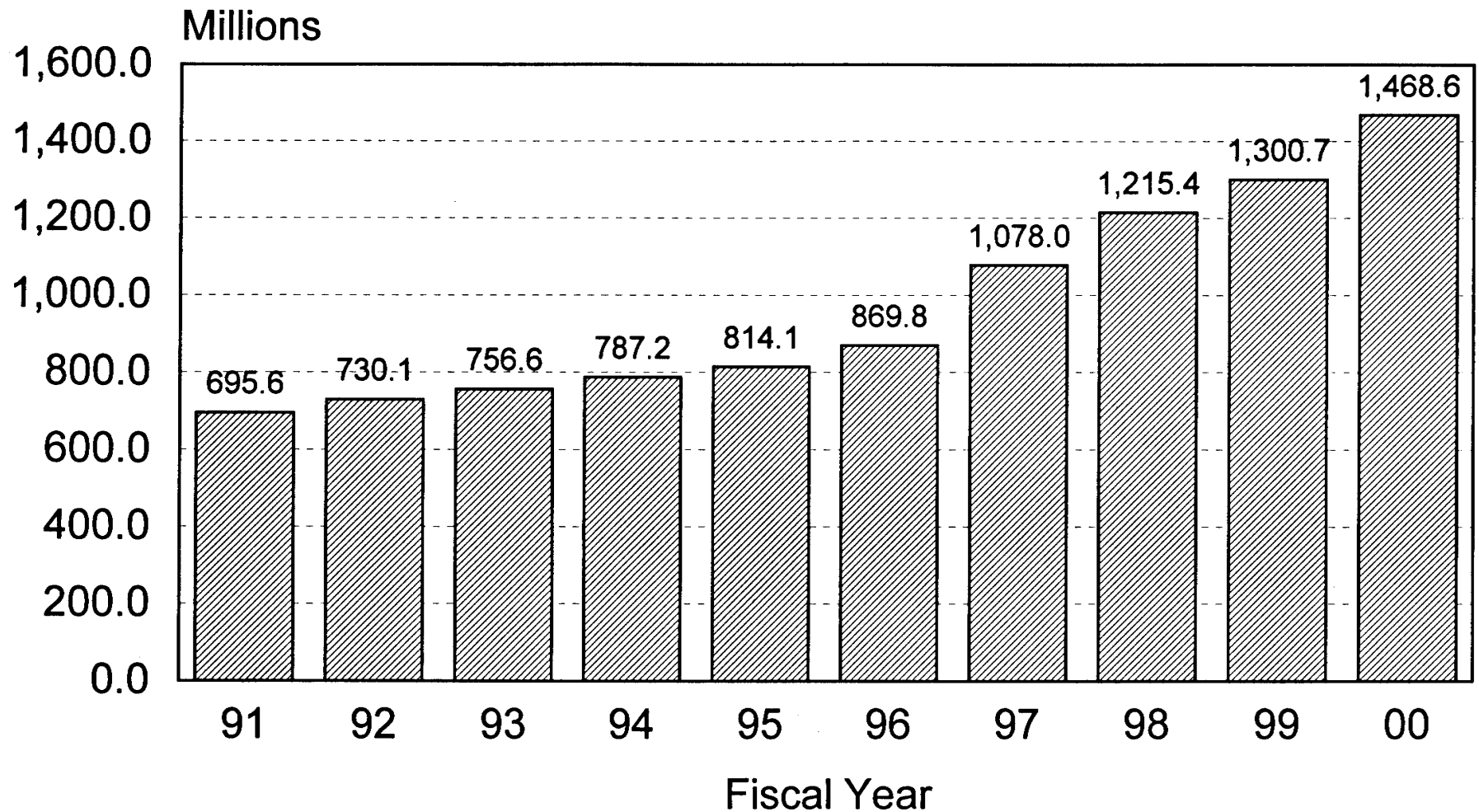
	<u>Perm.</u> <u>Pos.</u>	<u>FTE</u>	<u>Amount</u>
1998 actuals.....	\$22,081
1999 appropriation as enacted.....	1,287
2000 base.....	1,287
Program changes (detailed below).....	9,000
2000 estimate.....	10,287

<u>Comparison by activity and program</u>	<u>1999 Appropriation as Enacted</u>			<u>2000 Base</u>			<u>2000 Estimate</u>			<u>Increase/Decrease</u>		
	<u>Perm</u> <u>Pos.</u>	<u>FTE</u>	<u>Amount</u>	<u>Perm</u> <u>Pos.</u>	<u>FTE</u>	<u>Amount</u>	<u>Perm</u> <u>Pos.</u>	<u>FTE</u>	<u>Amount</u>	<u>Perm</u> <u>Pos.</u>	<u>FTE</u>	<u>Amount</u>
<u>Law Enforcement Support</u>												
Training, Recruitment, and Applicant.....	\$1,287	\$1,287	\$1,287
Forensic Services.....	9,000	\$9,000
Information, Management, Automation, and Telecommunications.....
Technical Field Support and Services.....
Criminal Justice Services.....
TOTAL.....	1,287	1,287	10,287	9,000

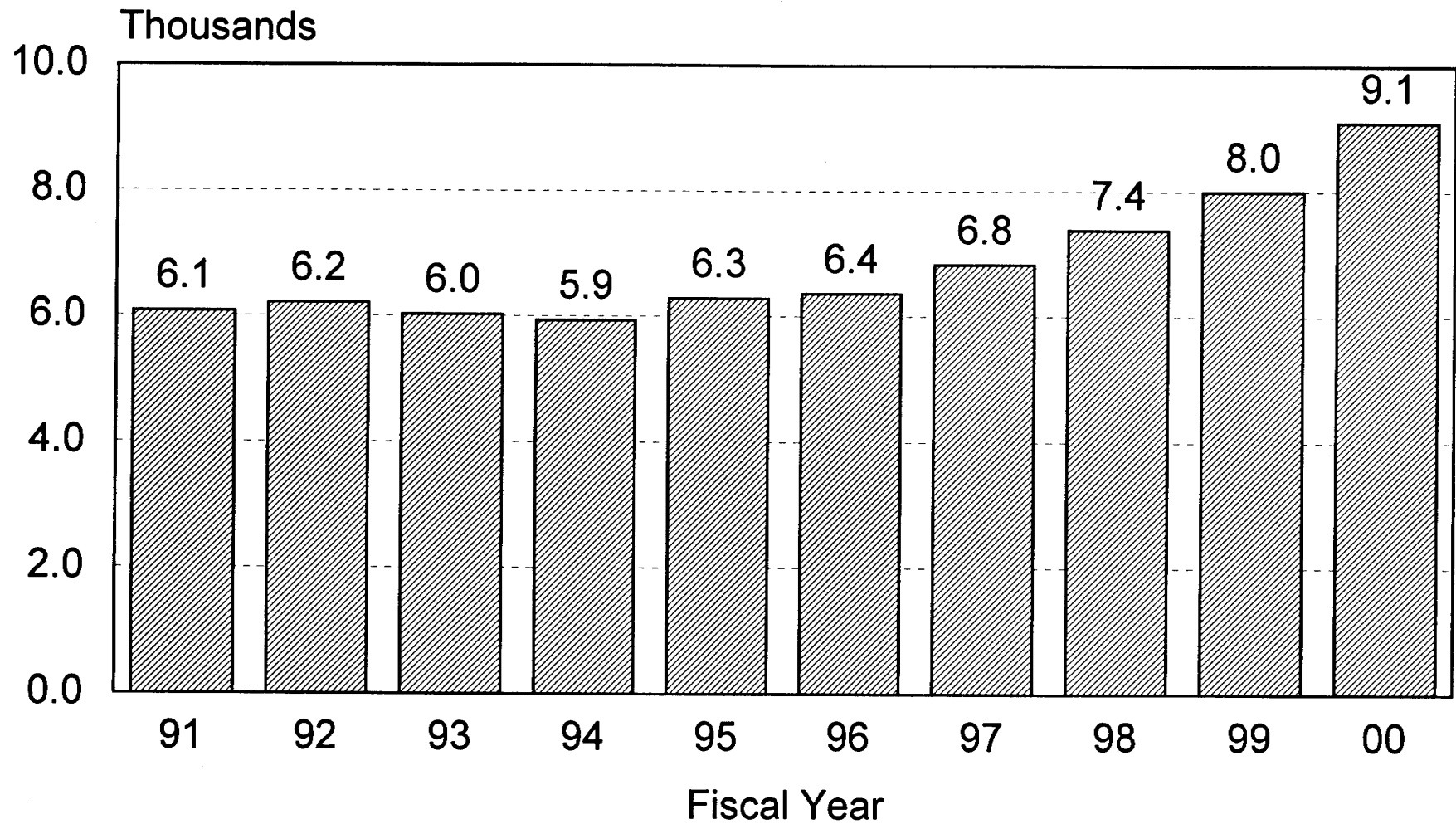
<u>Program Changes</u>	<u>Pos.</u>	<u>FTE</u>	<u>Amount</u>
Hazardous Devises School (HDS) Modernization.....	\$9,000
<p>An increase of \$9,000,000 is requested to modernize the Hazardous Devices School at Redstone Arsenal, Alabama. The HDS is the only formal domestic training program for state and local law enforcement to learn safe and effective bomb disposal procedures. The resources requested will provide modifications at the school to accommodate additional classes and ensure students receive realistic, high threat bomb disposal training.</p>			
Total Program Changes, Construction Program, Federal Bureau of Investigation.....	9,000

Drug Enforcement Administration

Budget Authority 1991-2000



Drug Enforcement Administration Authorized Positions 1991 - 2000



DRUG ENFORCEMENT ADMINISTRATION
(Dollars in thousands)

	SALARIES AND EXPENSES AND VCRP			CONSTRUCTION			DIVERSION CONTROL FEE ACCOUNT			TOTAL		
	Pos.	FTE	Amount	Pos.	FTE	Amount	Pos.	FTE	Amount	Pos.	FTE	Amount
1998 obligations.....	6,774	6,480	\$1,143,145	\$2,305	615	620	\$62,961	7,389	7,100	\$1,208,411
1999 as enacted.....	7,391	7,009	1,214,013	8,000	635	631	76,710	8,026	7,640	1,298,723
Y2K Transfer.....	1,967	1,967
1999 availability.....	7,391	7,009	1,215,980	8,000	635	631	76,710	8,026	7,640	1,300,690
2000 estimate.....	8,418	8,331	1,380,242	8,000	660	643	80,330	9,078	8,974	1,468,572
Change 1999 to 2000.....	1,027	1,322	164,262	25	12	3,620	1,052	1,334	167,882
Adjustments to base												
Transfers:												
ICDE Base Redirection.....	1,000	1,000	103,996	1,000	1,000	103,996
Increases:												
Annualization of 1999 Increases.....	...	308	8,875	308	8,875
2000 Pay Raise.....	18,450	1,351	19,801
Annualization of 1999 Pay Raise.....	6,035	480	6,515
Within-grade (Increases and Decreases).....	145	145
FTS Recomp/Transition Cost.....	1,469	138	1,607
FTS Usage Cost.....	346	32	378
Universal Services Fund Access.....	350	33	383
GSA Rent.....	13,454	244	13,698
National Archives and Record Projections.....	93	93
Small Disadvantage Business Unit.....	9	9
Spectrum Frequency Management.....	70	70
General Pricing Level Increase.....	3,178	124	3,302
Total increases.....	...	308	52,329	2,547	308	54,876
Decreases:												
Non-recurring decreases.....	(3,700)	(3,700)
Accident Compensation.....	(163)	(163)
FY 1999 Emergency Supplemental Funds.....	(10,200)	(10,200)
Total decreases.....	(14,063)	(14,063)
Total, adjustments to base.....	1,000	1,308	142,262	2,547	1,000	1,308	144,809	...
2000 base.....	8,391	8,317	1,358,242	8,000	635	631	79,257	9,026	8,948	1,445,499
Program changes												
Special Operations Division.....	27	14	9,000	27	14	9,000
Firebird Implementation.....	13,000	13,000
Diversion Control Fee Account Enhancements.....	25	12	1,073	25	12	1,073
Total, program changes.....	27	14	22,000	25	12	1,073	52	26	23,073
2000 estimate.....	8,418	8,331	1,380,242	8,000	660	643	80,330	9,078	8,974	1,468,572
Change 1999 to 2000.....	1,027	1,322	164,262	25	12	3,620	1,052	1,334	167,882

Drug Enforcement Administration
Salaries & Expenses
(Dollars in thousands)

	Perm. Pos.	FTE	Amount
1998 actuals (Direct) 1/.....	4,687	4,617	\$728,449
1998 actuals (VCRP).....	2,087	1,863	414,696
Total, 1998 actuals.....	<u>6,774</u>	<u>6,480</u>	<u>1,143,145</u>
1999 appropriation as enacted (Direct and VCRP).....	7,391	7,009	1,214,013
Transfers:			
Y2K Transfer.....	..."	..."	1,967
1999 appropriation anticipated (Direct).....	5,304	4,961	810,980
1999 appropriation anticipated (VCRP).....	2,087	2,048	405,000
Total, 1999 appropriation anticipated.....	<u>7,391</u>	<u>7,009</u>	<u>1,215,980</u>
Transfers:			
ICDE Base Redirection 2/.....	1,000	1,000	103,996
Increases (See p. 95).....	..."	308	52,329
Decreases (See p. 95).....	..."	..."	(14,063)
2000 base.....	8,391	8,317	1,358,242
Program Changes (See Program Narrative for Details).....	<u>27</u>	<u>14</u>	<u>22,000</u>
Subtotal, 2000 estimate (Direct).....	8,418	8,331	975,242
Subtotal, 2000 estimate (VCRP).....	..."	..."	405,000
Total, 2000 estimate.....	<u>8,418</u>	<u>8,331</u>	<u>1,380,242</u>

1/ - While HIDTA transfers are shown in 1998 actuals, they are not shown for 1999 or 2000, because final decisions on amounts have not been determined.

2/ - In 2000, the ICDE resources, which total 1,000 positions (779 agents), 1,000 workyears, and \$103,996,000, are to be redirected to DEA's direct base resources.

Drug Enforcement Administration
Salaries & Expenses
(Dollars in thousands)

Comparison by activity and program	1999 Appropriation as Enacted			2000 Base			2000 Estimate			Increase/Decrease		
	Perm Pos.	FTE	Amount	Perm Pos.	FTE	Amount	Perm Pos.	FTE	Amount	Perm Pos.	FTE	Amount
1. Enforcement of federal law and investigation:												
Domestic enforcement.....	2,864	2,607	\$388,997	3,864	3,824	\$518,269	3,890	3,838	\$519,462	26	14	\$1,193
Foreign cooperative investigations	776	724	193,934	776	743	196,449	776	743	196,449
Diversion control	142	118	11,413	142	143	12,623	142	143	12,623
State and local task forces	1,011	1,008	151,633	1,011	1,008	155,697	1,011	1,008	155,697
Subtotal.....	4,793	4,457	745,977	5,793	5,718	883,038	5,819	5,732	884,231	26	14	1,193
2. Investigative support:												
Intelligence.....	913	893	93,094	913	930	99,044	914	930	99,127	1	...	83
DEA laboratory services	362	350	40,077	362	359	39,469	362	359	39,469
DEA training.....	116	115	18,271	116	115	18,837	116	115	18,837
Research, engineering and technical operations.....	404	402	140,346	404	402	143,621	404	402	151,345	7,724
ADP and telecommunications.....	100	97	93,893	100	98	84,467	100	98	97,467	13,000
Subtotal.....	1,895	1,857	385,681	1,895	1,904	385,438	1,896	1,904	406,245	1	...	20,807
3. Program direction:												
Management and administration.....	703	695	84,322	703	695	89,766	703	695	89,766
Total.....	7,391	7,009	1,215,980	8,391	8,317	1,358,242	8,418	8,331	1,380,242	27	14	22,000
Direct (non-add).....	5,304	4,961	809,013	8,391	8,317	953,242	8,418	8,331	975,242			
VCRP (non-add).....	2,087	2,048	405,000	405,000	405,000			
Reimbursable FTE.....	...	1,017	17	17
Grand Total.....	7,391	8,026	1,215,980	8,391	8,334	1,358,242	8,418	8,348	1,380,242	27	14	22,000

Drug Enforcement Administration
Salaries & Expenses
(Dollars in thousands)

<u>Program Changes</u>	<u>Perm.</u> <u>Pos.</u>	<u>FTE</u>	<u>Amount</u>
Special Operations Division (SOD)..... DEA requests \$9,000,000 and 27 positions for the Special Operations Division (SOD) to establish a Telecommunications Section and to provide additional support staff to meet growing security and administrative demands of its electronic intercept program. The Telecommunications Section would organize and consolidate all activities related to telecommunications operations, including the management of DEA's entire electronic surveillance program and management oversight for installing all intercept equipment. This includes \$7,724,000 in special operational funds to meet the immediate needs of the SOD enforcement investigative operations to design and engineer communications devices using existing technology for specialized needs of specific case investigations. The main function of SOD is to manage and coordinate multi-jurisdictional investigations between DEA offices and among other federal agencies, i.e., FBI, U.S. Customs Service and the Department's Criminal Division, that focus on the same trafficking organization or drug-related problems. The request is critical, recognizing its strategic importance for weakening and dismantling key drug trafficking organizations around the world.	27	14	\$9,000
FIREBIRD Implementation..... DEA requests \$13,000,000 to accelerate Phase II of its FIREBIRD office automation project, so that the installation of advanced computer network and workstation equipment in all remaining DEA offices, including District Offices, Resident Offices and foreign field offices, El Paso Intelligence Center, Airwing, and forensic laboratories can be completed by the end of calendar year 2001. To complete the work by 2001, DEA will have to recur these funds in 2001. FIREBIRD is the primary office automation infrastructure, which provides essential computer tools for agents and support staff, including: E-Mail, uniform word processing, and many other forms of office automation software. FIREBIRD provides DEA agents, intelligence analysts and diversion investigators with access to DEA's electronic file system, providing agents with information on all case investigations, and to DEA's investigative database, containing intelligence information on alleged criminal activity, which fosters DEA's ability to more efficiently and effectively conduct complex drug investigations. The Department believes it is expedient and prudent to accelerate and complete the FIREBIRD Phase II deployment so that all DEA offices are connected and "on-line" allowing the full benefits of the information technology investment to be realized, and to avoid costly legacy system maintenance costs.	13,000
Total, program changes, Drug Enforcement Administration.....	27	14	22,000

Drug Enforcement Administration
Construction
(Dollars in thousands)

	Perm. Pos.	FTE	Amount
1998 actuals.....	\$2,305
1999 appropriation as enacted.....	8,000
2000 base.....	8,000
2000 estimate.....	8,000

<u>Comparison by activity and program</u>	1999 Appropriation as Enacted			2000 Base			2000 Estimate			Increase/Decrease		
	Perm Pos.	FTE	Amount	Perm Pos.	FTE	Amount	Perm Pos.	FTE	Amount	Perm Pos.	FTE	Amount
1. Construction Program.....	\$8,000	\$8,000	\$8,000

DEA's Construction Program provides funds to replace and upgrade its forensic laboratory facilities and other DEA owned-facilities. The FY 2000 base includes \$5.5 million for the highest priority renovation and upgrade needs at its current forensic laboratory facilities, and \$2.5 million to address repair of DEA facilities. There are no enhancement requests for FY 2000.

Diversion Control Fee Account
(Dollars in thousands)
Permanent Indefinite Special Fund

	Perm. <u>Pos. 1/</u>	FTE	Amount
1998 actuals	615	620	\$62,961
1999 appropriation as enacted	635	631	76,710
Increases (See p. 95).....	2,547
2000 base.....	635	631	79,257
Program Changes (detailed below).....	25	12	1,073
2000 estimate 1/.....	660	643	80,330

1/ The permanent positions column reflects those positions funded from program receipts and is shown for illustrative purposes only. These positions are not included in the Department's position total.

Comparison by activity and program	1999 Appropriation As Enacted			2000 Base			2000 Estimate			Increase/Decrease		
	Perm Pos.	FTE	Amount	Perm Pos.	FTE	Amount	Perm Pos.	FTE	Amount	Perm Pos.	FTE	Amount
1. Diversion Control.....	635	631	\$76,710	635	631	\$79,257	635	631	\$80,330	25	12	\$1,073

DEA's Drug Diversion Control program has been delegated the responsibility for control of diversion, distribution, manufacture, and abuse of legitimate pharmaceuticals. Pursuant to Public Law 102-395, diversion control registration fees were increased to recover the entire cost of the program, starting in 1994.

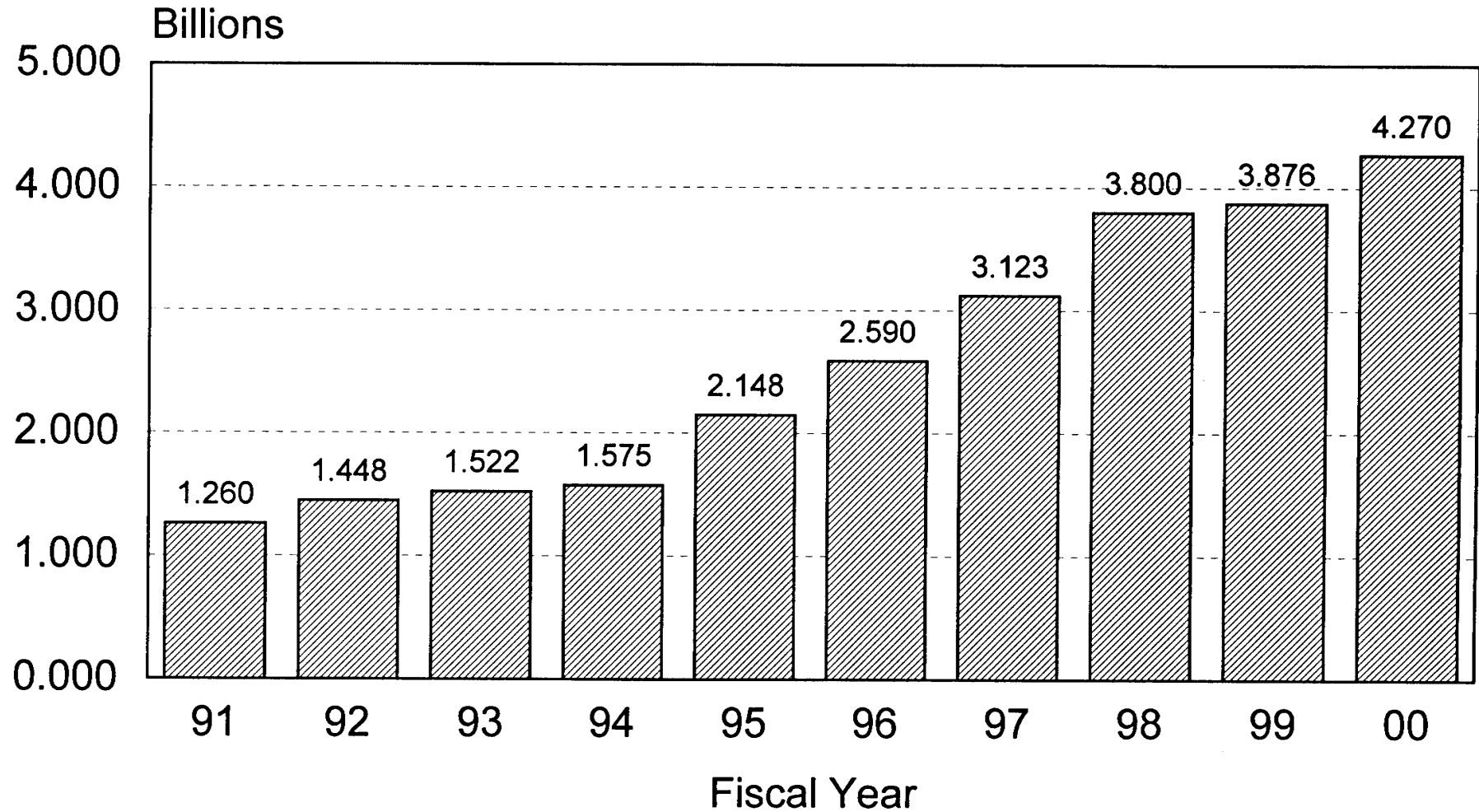
Program Changes

	<u>Pos.</u>	<u>FTE</u>	<u>Amount</u>
Improvement Initiatives.....	25	12	\$1,073

A program increase of \$1,073,000 and 25 positions is requested for various enhancements, all of which are meant to improve the management of the Diversion Control Fee Account and to provide quality service to the registrants. The enhancements include: \$648,000 and 17 positions for the registration process to improve customer service to DEA's registrants; \$231,000 and 5 positions to improve the timeliness in conducting drug reviews necessary for establishing appropriate regulatory controls (i.e., licit drug scheduling); and \$194,000 and 3 positions to conduct data analysis on legal drug trends, which is necessary and useful for identifying investigative leads in illegal drug diversion activities.

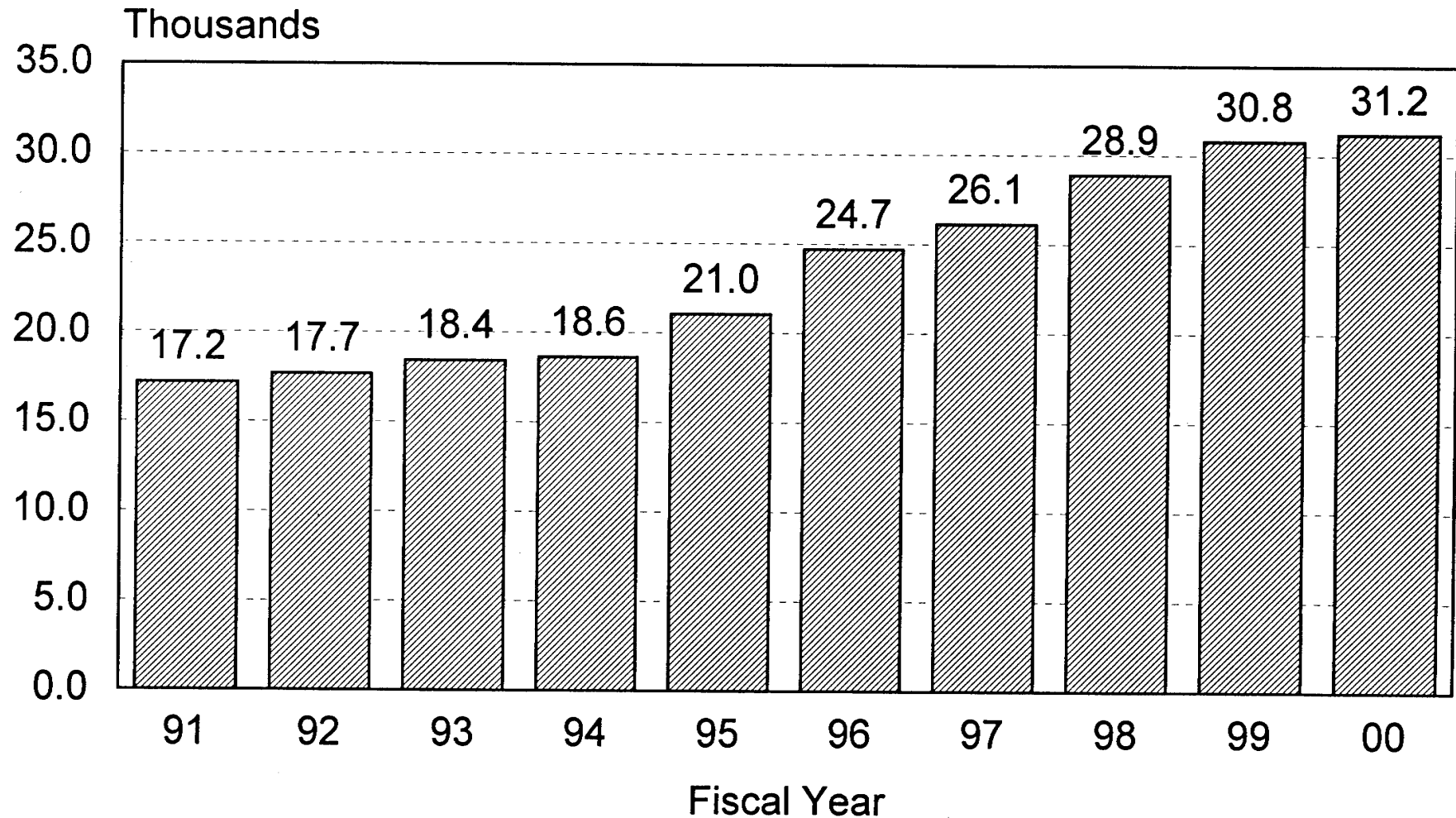
Immigration and Naturalization Service

Budget Authority 1991 - 2000



Immigration and Naturalization Service

Authorized Positions 1991 - 2000



IMMIGRATION AND NATURALIZATION SERVICE

Summary of Requirements

(Dollars in thousands)

	Salaries & Expenses Enforcement Account & Violent Crime Reduction			Salaries & Expenses Citizen Benefits Account & Violent Crime Reduction			Construction Fund			User Fee			H-1B		
	Pos.	FTE	Amount	Pos.	FTE	Amount	Pos.	FTE	Amount	Pos.	FTE	Amount	Pos.	FTE	Amount
1998 actuals 1/.....	19,982	19,100	\$2,258,282	19,982	19,100	\$2,258,282	31	27	\$83,452	3,667	3,429	\$411,700
1999 as enacted	18,330	16,687	1,723,032	3,395	3,295	736,727	67	48	90,000	3,838	3,565	486,071	1,125
Y2K Transfer	9,268
Transfer to Const. Pos/FTE (T/O adjustment).....	3	3	...	(2)	(2)
NDIC Reimbursable Reduction	(1)
Emergency Supplemental	10,000
S&E Transfer/Congressional Intent.....	122,294	(122,294)
1999 availability.....	18,330	16,686	1,855,326	3,395	3,295	623,701	70	51	90,000	3,836	3,563	486,071	1,125
2000 estimate.....	18,704	17,815	2,133,087	3,409	3,510	702,551	70	69	99,664	3,836	3,621	517,800	1,125
Change 2000 from 1999.....	374	1,129	277,761	14	215	78,850	...	18	9,664	...	58	31,729
Transfers to and from other accounts:															
Base transfer from S&E Ben (related to \$30M)	20,815	(20,815)
Base transfer from S&E Ben (related to \$66M)	56,131	(56,131)
ICDE Budget Redirection	102	102	11,240
Total, Transfers	102	102	88,186	(76,946)
Adjustments to base															
2000 Pay Raise	35,845	6,662	110	8,574
Annualization of 1999 Pay Raise	12,555	2,406	26	3,026
Within Grade Increases	2,234
Annualization of 1999 Positions (M Dollars)	...	891	35,321	...	208	136	...	18	121	...	58	3,218
Annualization of Natz Initiatives	64,179
Annualization of WCF base transfer	30,000
Accident Compensation	1,541	539	337
FTS Recomp/Transition Costs	1,726	432	3	396
FTS Usage Costs	1,289	322	2	296
GSA Rent	14,770	5,190	85	1,726
Universal Service Fund	448	110	1	102
Medical Hospital Service Cost	109
National Archives/Records Project	3,794
Spectrum Frequency Management	122
Small Disadvantaged Business	24
Base Restoration	54,740	1,090
General Pricing Level Adjustment	5,231	3,490	1,902
Reevaluation of Receipts	9,918
Total Increases.....	...	891	163,575	...	208	118,496	...	18	348	...	58	31,729
Decreases															
Nonrecurring 1999 program costs	(4,700)	(61,300)
Reduction of Emergency Supplemental	(8,000)
2000 base.....	18,432	17,679	2,107,087	3,395	3,503	652,551	70	69	29,048	3,836	3,621	517,800	1,125
Program Changes															
Improving Institutional Infrastructure	70,616
Refine Border Management	87	44	6,000
Integrated Interior Enforcement Strategy	185	92	20,000
Optimize/Improve Systems/Data & Comm.	14	7	50,000
Total, Program Changes	272	136	26,000	14	7	50,000	70,616
2000 estimate.....	18,704	17,815	2,133,087	3,409	3,510	702,551	70	69	99,664	3,836	3,621	517,800	1,125
Change 2000 from 1999.....	374	1,129	277,761	14	215	78,850	...	18	9,664	...	58	31,729

1/ 1998 actuals for both the Enforcement account and Citizen Benefits account (S&E and VCRP resources) are identical because the two accounts were not created until the enactment of the FY 1999 Appropriation (P.L. 105-277).

IMMIGRATION AND NATURALIZATION SERVICE

Summary of Requirements

(Dollars in thousands)

	Immigration Enforcement Fines			Land Border Fee			Breached Bond/ Detention Fund			Exams Fee 1/			Total INS		
	Pos.	FTE	Amount	Pos.	FTE	Amount	Pos.	FTE	Amount	Pos.	FTE	Amount	Pos.	FTE	Amount
1998 actuals.....	\$3,799	12	18	\$1,897	21	13	\$196,832	5,181	5,544	\$718,685	28,903	28,131	\$3,674,647
1999 as enacted	4,050	12	26	3,275	21	19	176,950	5,169	6,042	635,700	30,832	29,682	3,856,930
Y2K Transfer	9,268
Transfer C&E Pos/FTE (T/O).....	(1)	(1)
NDIC Reimbursable Reduction.....	(1)
Emergency Supplemental.....	10,000
S&E Transfer/Congressional Intent.....
1999 availability.....	4,050	12	26	3,275	21	19	176,950	5,168	6,041	635,700	30,832	29,681	3,876,198
2000 estimate.....	3,800	32	36	6,595	21	19	116,900	5,168	6,041	688,579	31,240	31,111	4,270,101
Change 2000 from 1999.....	(250)	20	10	3,320	(60,050)	52,879	408	1,430	393,903
Transfers to and from other accounts:
Transfer from VCRP to Construction in 1999
Transfer to DOJ Radio Program
ICDE Budget Redirection	102	102	11,240
Adjustments to base
2000 Pay Raise	33	46	9,760	61,030
Annualization of 1999 Pay Raise	12	18	3,859	21,902
Within Grade Increases	7	13	3,156	5,410
Annualization of 1999 Positions (M Dollars)	1,175	38,796
Annualization of Natz Initiatives	64,179
Annualization of WCF Base Transfer	30,000
Accident Compensation	393	2,810
FTS Reomp/Transition Costs	1	2	559	3,119
FTS Usage Costs	1	2	418	2,330
GSA Rent	51	25	10,646	32,493
Universal Service Fund	1	145	807
Medical Hospital Service Cost	110	219
Mail Messenger Contract	3,794
Spectrum Frequency Management	122
Small Disadvantaged Business	24
Base Restoration	55,830
General Pricing Level Adjustment	5	3,027	5,861	19,516
Reevaluation of Receipts	18,082	28,000
Total mandatory increases.....	110	3,244	52,879	102	1,175	370,381
Decreases
Nonrecurring 1999 program costs	(66,000)
Re-evaluation of Receipts	(250)	(63,294)	(71,544)
2000 base.....	3,800	12	26	3,385	21	19	116,900	5,168	6,041	688,579	30,934	30,958	4,120,275
Program Changes
Improving Institutional Infrastructure	70,616
Refine Border Management	20	10	3,210	107	54	9,210
Integrated Interior Enforcement Strategy	185	92	20,000
Optimize/Improve Systems/Data & Comm	14	7	50,000
Total, Program Changes	20	10	3,210	306	153	149,826
2000 estimate.....	3,800	32	36	6,595	21	19	116,900	5,168	6,041	688,579	31,240	31,111	4,270,101
Change 2000 from 1999.....	(250)	20	10	3,320	(60,050)	52,879	408	1,430	393,903

1/ Exams Fee data includes Legalization Account information.

FY 2000 DEPARTMENT OF JUSTICE IMMIGRATION INITIATIVES
(Dollars in thousands)

	INS Salaries & Expenses and VCRP			INS Construction			Land Border Inspection Fee Acct			EOIR			Department Total			INS Only Total		
	Pos.	FTE	Amount	Pos.	FTE	Amount	Pos.	FTE	Amount	Pos.	FTE	Amount	Pos.	FTE	Amount	Pos.	FTE	Amount
IMPROVING INSTITUTIONAL INFRASTRUCTURE																		
Border Patrol Construction	\$48,116	\$48,116	48,116
Detention Facility Construction	22,500	22,500	22,500
Subtotal, Improving Institutional Infrastructure	70,616	70,616	70,616
REFINE BORDER MANAGEMENT																		
Inspections Staffing at Ports-of-Entry	87	44	\$6,000	87	44	6,000	87	44	6,000
Border Enforcement Technology	14	7	50,000	14	7	50,000	14	7	50,000
Dedicated Commuter Lane/SENTRI Technology	20	10	\$3,210	20	10	3,210	20	10	3,210
Subtotal, Refine Border Management Strategy	101	51	56,000	121	61	59,210	121	61	59,210
EFFECT AN INTEGRATED INTERIOR ENFORCEMENT STRATEGY																		
National Crime Information Center (NCIC) Staffing Support	25	13	1,262	25	13	1,262	25	13	1,262
Continue Use of JPATS	5,000	5,000	5,000	
Increase Detention and Deportation Staffing	155	76	11,795	155	76	11,795	155	76	11,795
Increase Juvenile Detention Bedspace	5	3	1,943	5	3	1,943	5	3	1,943
Executive Office for Immigration Review Coordination with INS	33	17	\$2,525
Subtotal, Integrated Interior Enforcement Strategy	185	92	20,000	33	17	2,525	22,525	185	92	20,000
TOTAL, IMMIGRATION PROGRAM CHANGES	286	143	76,000	70,616	20	10	3,210	33	17	2,525	339	170	152,351	306	153	149,826

Immigration and Naturalization Service
Total Funding Summary by Program
All Funding Sources
(Dollars in thousands)

	1999 Appropriation Enacted			2000 Base			2000 Request			Increase/Decrease		
	Pos.	FTE	Amount	Pos.	FTE	Amount	Pos.	FTE	Amount	Pos.	FTE	Amount
Estimates by Program												
Enforcement:												
Inspections.....	5,225	5,046	\$498,900	5,225	5,104	\$538,607	5,332	5,158	\$546,317	107	54	\$7,710
Border Patrol.....	10,491	9,407	916,780	10,491	10,111	1,044,011	10,491	10,111	1,044,011	0	0	0
Investigations.....	2,903	2,604	301,005	3,005	2,796	331,986	3,005	2,796	331,986	0	0	0
Detention and Deportation.....	3,545	3,186	727,434	3,545	3,283	753,195	3,730	3,375	773,195	185	92	20,000
Intelligence.....	127	122	14,110	127	122	15,051	127	122	15,051	0	0	0
Subtotal.....	22,291	20,365	2,458,229	22,393	21,416	2,682,850	22,685	21,562	2,710,560	292	146	27,710
Citizenship & Benefits:												
Adjudications & Naturalization.....	2,936	4,058	435,408	2,936	4,108	482,924	2,936	4,108	482,924	0	0	0
International Affairs.....	791	696	92,783	791	696	98,002	791	696	98,002	0	0	0
Subtotal.....	3,727	4,754	528,191	3,727	4,804	580,926	3,727	4,804	580,926	0	0	0
Immigration Support:												
Training.....	182	164	22,305	182	164	23,017	182	164	23,017	0	0	0
Data and Communications Systems.....	314	288	363,325	314	288	358,296	328	295	409,796	14	7	51,500
Information and Records Mgmt.....	1,851	1,739	176,652	1,851	1,892	186,968	1,851	1,892	186,968	0	0	0
Construction and Engineering.....	70	51	90,000	70	69	29,048	70	69	99,664	0	0	70,616
Legal Proceedings.....	828	812	80,728	828	812	85,584	828	812	85,584	0	0	0
Subtotal.....	3,245	3,054	733,010	3,245	3,225	682,913	3,259	3,232	805,029	14	7	122,116
Program Direction:												
Management and Administration.....	1,569	1,508	156,768	1,569	1,513	173,586	1,569	1,513	173,586	0	0	0
Grand Total, All INS Accounts	30,832	29,681	3,876,198	30,934	30,958	4,120,275	31,240	31,111	4,270,101	306	153	149,826

IMMIGRATION AND NATURALIZATION SERVICE - SALARIES AND EXPENSES/VCRP
(Dollars in thousands)

	<u>Pos.</u>	<u>FTE</u>	<u>Amount</u>
1998 actuals (Direct).....	16,858	17,279	\$1,667,069
1998 actuals (VCRP).....	3,133	1,821	591,213
Total, 1998 actuals.....	19,991	19,100	2,258,282
<hr/>			
Enforcement and Border Affairs Account			
Total, 1999 Enforcement Account as enacted.....	18,330	16,686	1,855,326
(Direct).....	13,925	13,332	1,202,048
(VCRP).....	4,405	3,354	653,278
Transfers:			
Transfer from S&E - Benefits.....	76,946
ICDE Base Redirection 1/.....	102	102	11,240
Increases (See p. 107).....	...	891	163,575
FY 2000 Enforcement Account Base.....	18,432	17,679	2,107,087
Program Changes, Enforcement Account (Detailed Below).....	272	136	26,000
Subtotal, FY 2000 estimate (Direct).....	18,704	17,815	1,800,627
Subtotal, FY 2000 estimate (VCRP).....	332,460
Total, FY 2000 Enforcement Account.....	18,704	17,815	2,133,087
<hr/>			
Citizenship and Benefits, Immigration Support, and Program Direction Account			
Total, 1999 Citizenship and Benefits Account as enacted.....	3,395	3,295	\$614,433
(Direct).....	3,167	3,082	425,221
(VCRP).....	228	213	189,212
Y2k Transfer.....	9,268
1999 appropriation anticipated.....	3,395	3,295	623,701
Transfers:			
Transfer to S&E - Enforcement.....	(76,946)
Increases (See p. 103).....	...	208	118,496
Decreases (See p. 103).....	(12,700)
FY 2000 Citizenship and Benefits Account Base.....	3,395	3,503	652,551
Program Changes, Citizenship and Benefits Account (detailed below).....	14	7	50,000
Subtotal, FY 2000 estimate (Direct).....	3,409	3,510	535,011
Subtotal, FY 2000 estimate (VCRP).....	167,540
Total, FY 2000 Citizenship and Benefits Account.....	3,409	3,510	702,551
<hr/>			
Total, FY 2000 S&E/VCRP estimate.....	22,113	21,325	2,835,638
(Direct).....	22,113	21,325	2,335,638
(VCRP).....	500,000

1/ In 2000, the ICDE resources, which total 102 positions, 102 FTE, and \$11,240,000, are to be redirected to INS's direct base resources.

IMMIGRATION AND NATURALIZATION SERVICE - SALARIES AND EXPENSES/VCRP
(Dollars in thousands)

Border Enforcement Account	1999 Availability			2000 Base			2000 Estimate			Increase/Decrease		
	Perm Pos.	FTE	Amount	Perm Pos.	FTE	Amount	Perm Pos.	FTE	Amount	Perm Pos.	FTE	Amount
Comparison by activity and program												
1. Enforcement:												
Inspections.....	1,634	1,691	\$171,595	1,634	1,691	\$182,771	1,721	1,735	\$188,771	87	44	\$6,000
Border Patrol.....	10,491	9,407	916,780	10,491	10,111	1,044,011	10,491	10,111	1,044,011
Investigations.....	2,757	2,476	283,702	2,859	2,668	313,543	2,859	2,668	313,543
Detention and Deportation.....	3,362	3,026	473,731	3,362	3,123	556,504	3,547	3,215	576,504	185	92	20,000
Intelligence.....	86	86	9,518	86	86	10,258	86	86	10,258
Direct (non-add).....	13,925	13,332	1,202,048	18,432	17,679	1,774,627	18,704	17,815	1,800,627	272	136	26,000
VCRP (non-add).....	4,405	3,354	653,278	332,460	332,460
Total.....	18,330	16,686	1,855,326	18,432	17,679	2,107,087	18,704	17,815	2,133,087	272	136	26,000
Reimbursable FTE.....		102			

Citizenship and Benefits Account	1999 Availability			2000 Base			2000 Estimate			Increase/Decrease		
	Perm Pos.	FTE	Amount	Perm Pos.	FTE	Amount	Perm Pos.	FTE	Amount	Perm Pos.	FTE	Amount
Comparison by activity and program												
1. Citizenship Benefits:												
Adjudications and Naturalization.....	100	150	\$77,713	100	200	\$87,272	100	200	\$87,272
International Affairs & Outreach.....	42	38	11,525	42	38	12,235	42	38	12,235
Subtotal.....	142	188	89,238	142	238	99,507	142	238	99,507
2. Immigration Support:												
Training.....	134	122	17,470	134	122	17,942	134	122	17,942
Data & Communications Systems.....	210	194	239,548	210	194	232,584	224	201	282,584	14	7	50,000
Information & Records Management.....	1,041	934	101,311	1,041	1,087	106,278	1,041	1,087	106,278
Construction and Engineering.....
Legal Proceedings.....	623	625	60,335	623	625	64,403	623	625	64,403
Subtotal.....	2,008	1,875	418,664	2,008	2,028	421,207	2,022	2,035	471,207	14	7	50,000
3. Program Direction:												
Management & Administration.....	1,245	1,232	115,799	1,245	1,237	131,837	1,245	1,237	131,837
Direct (non-add).....	3,167	3,082	434,489	3,395	3,503	534,005	3,409	3,510	535,011	14	7	1,006
VCRP (non-add).....	228	213	189,212	118,546	167,540	48,994
Total.....	3,395	3,295	623,701	3,395	3,503	652,551	3,409	3,510	702,551	14	7	50,000
Reimbursable FTE.....		1			1			1			...	
Subtotal, FY 2000 INS Direct	17,092	16,414	1,636,537	21,827	21,182	2,308,632	22,113	21,325	2,335,638	286	143	27,006
Subtotal, FY 2000 INS VCRP	4,633	3,567	842,490	451,006	500,000	48,994
Total, INS FY 2000 S&E Direct/VCRP	21,725	19,981	2,479,027	21,827	21,182	2,759,638	22,113	21,325	2,835,638	286	143	76,000

IMMIGRATION AND NATURALIZATION SERVICE - SALARIES AND EXPENSES/CRP
(Dollars in thousands)

<u>Program Changes</u>	<u>Pos.</u>	<u>FTE</u>	<u>Amount</u>
Border Management	101	51	\$56,000

The INS is dedicated to the basic tenets that the border of the United States should be characterized by the rule of law, and that the physical integrity of the border is essential to defining our national sovereignty. At the same time, it is equally imperative that the flow of lawful commerce and the passage of legitimate travelers be encouraged and assisted to the greatest extent practicable. In deterring and denying our border areas to the lawless, INS recognizes that it must not compromise or ignore the rights and needs of the lawful.

Border Enforcement

The FY 2000 budget continues Border Patrol staffing at the FY 1999 level of nearly 9,000 agents, and represents a year of consolidation after six years of growth, a 122 percent increase from the FY 1993 level of 3,965 agents. The high proportion of new agents makes a year of consolidation necessary to safeguard the highest standards of law enforcement professionalism for this new workforce. The budget, however, maintains the Administration's commitment to expand border control by requesting \$50,000,000 and 14 positions for "force-multiplying" technologies.

Concurrent with the period of Border Patrol agent growth, increasingly effective force-multiplying technology has been field-tested and deployed. In FY 2000, INS will embark on an aggressive deployment schedule of one of its most effective enforcement/deterring tools, the Integrated Surveillance Information System (ISIS). The ISIS technology consists, in part, of erected poles situated approximately one mile apart from each other, to which daytime and night visual cameras are attached. These sites generally are located in areas where it would be difficult to deploy agents, and in vast, open areas. The sites are linked to centrally located command centers equipped with video monitors allowing for a single person to monitor a number of video screens, covering a vast area of terrain.

In conjunction with the poles and cameras being deployed, the ISIS system includes ground sensors linked by a Global Positioning Satellite to designated ISIS cameras. By linking these technologies, when a ground sensor is triggered, a signal is sent, the designated camera receives the signal, and the camera then trains on the triggered ground sensor. At the centrally located video monitoring site, the person monitoring the video screens is alerted to which sensor/camera system has been triggered, and a real-time visual of what has triggered the sensor is on display. If border crossing violators are seen on camera, Border Patrol agents are immediately dispatched to the site to apprehend the perpetrators. Equally important, however, is that because sensors are often triggered by desert animals, this can be immediately determined and Border Patrol agents would not be dispatched to the site, saving valuable agent time. The FY 2000 request for ISIS is \$50,000,000 (14 Positions and \$1,006,000 - S&E Citizenship & Benefits Acct.; \$48,994,000 VCRP).

IMMIGRATION AND NATURALIZATION SERVICE - SALARIES AND EXPENSES/CRP
(Dollars in thousands)

Perm.
Pos. FTE Amount

Border Facilitation

INS requests 87 positions, which includes 79 Inspectors, and \$6,000,000 (S&E Enforcement Acct.) to staff new land border facilities in FY 2000. These new land border ports will open by the end of FY 1999. However, no permanent staff will be available to operate the ports. The new facilities are located in Eagle Pass, Los Tomates and Laredo, TX. The INS continues to work in conjunction with the Mexican Government, the General Services Administration, and with other federal inspections services agencies to ensure that the ports will open as scheduled.

Interior Enforcement..... 185 92 \$20,000

The proposed INS Interior Enforcement Strategy sets forth broad strategic goals, and a series of related initiatives, that plot the course for law enforcement efforts in the interior of the United States over the next five years. The proposed strategy recognizes the dynamic nature of international migration and its effects on communities within the U.S. In FY 2000, INS will focus on three elements central to an effective Interior Enforcement Strategy: criminal alien tracking; expanding national transportation capabilities; and increasing juvenile bed space.

Criminal Alien Tracking

To augment INS' capacity for effective criminal alien tracking, INS requests 25 positions and \$1,262,000 (S&E Enforcement Acct.) to expand its National Crime Information Center (NCIC) operations. This request increases INS' NCIC resources to improve and expedite its capability to locate aliens on the Wanted Persons and Deported Felon Files, to track stolen property, and to obtain criminal history records.

Specifically, the 25 positions (program specialists) will input data into the NCIC at the field level. These positions also will perform periodic quality validation of records, coordinate the daily use of the NCIC system, and provide confirmation that the data contained in the file is still accurate when a NCIC "hit" is made. While the number of NCIC files has increased annually over the past few years, staffing has not kept pace with this growth, and a backlog of files to be entered now exists. The addition of these 25 requested positions will reduce the rate of growth of the backlog.

Expand National Transportation

To enhance INS' alien transportation requirements, a request for 155 positions and \$16,795,000 is included (S&E Enforcement Acct). The expedited deportation of illegal aliens is a crucial component for effective enforcement of the Nation's immigration laws. These resources will be applied toward three transportation elements: the Justice Prisoner and Alien Transportation Service (JPATS) (\$5,000,000); additional Detention and Deportation Program staffing (155 positions, \$11,597,000); and \$198,000 to add to the Detention program fleet.

IMMIGRATION AND NATURALIZATION SERVICE - SALARIES AND EXPENSES/CRP
(Dollars in thousands)

Perm.
Pos. FTE Amount

The request for \$5,000,000 will allow INS to continue JPATS movements in FY 2000. This represents an enhancement to base funding that will replace resources previously drawn from Violent Crime Fund carryover money, a source that will no longer be available in FY 2000 and beyond. The JPATS moves are a critical component of INS' National Transportation System. Large numbers of aliens may be economically and safely transported via JPATS flights. From FY 1995 through FY 1998, INS has increased its use of JPATS movements by over 500 percent. The increased use of JPATS is, among other things, the result of a Department recommendation to eliminate prolonged bus trips, which addresses the issues of alien treatment and safety concerns; compensating for a lack of available detention bedspace in certain geographic parts of the United States; and Congress' and the Department's recommendation that INS decrease its reliance and use of commercial airline flights for alien deportation. Moreover, these resources will provide for additional repatriation flights to Central America, the Caribbean, and to parts of Africa.

Additional Detention and Deportation (D&D) staffing is greatly needed. In those geographic areas where a higher volume of D&D activity occurs, D&D staff have enormous collateral duties, ranging from picking-up aliens in jails, many of which are in outlying locations and, performing bailiff duties, to escorting aliens deported from the U.S. to foreign destinations.

Moreover, in response to congressional guidance, new and revised INS detention and deportation policies have placed new demands on an already strained program. These policies, which include the new Escort and Restraint Policy for adults and juveniles, the aforementioned increased reliance on JPATS in lieu of commercial airlines, and exercising more efficient management of existing bed space to achieve alien removal targets, all serve to place new demands on D&D staff. As an example, the new Escort Policy requires that there be a specific escort-to-alien ratio for certain categories of aliens being removed.

INS is experiencing a critical shortage of ground transportation that is creating delays in the transportation of aliens to/from JPATS sites and local jails, and this jeopardizes the safety of both INS staff and aliens. Resources are requested to procure 5 vans, which will serve to reduce some of the delays in transporting aliens.

Increase Juvenile Detention Bed Space

INS requests 5 positions (\$443,000) and \$1,500,000 for additional juvenile detention bed space. Because INS enforcement officials have experienced a steady increase in the illegal traffic flow of juveniles, up 92 percent between FY 1997 and FY 1998, and this is expected to continue increasing, additional juvenile detention bed space is critically needed. Moreover, because INS must comply with the stringent guidelines when dealing with apprehended juveniles, as detailed in the Flores v Reno decision, effective February 1997, INS requires additional bedspace to detain the growing number of juvenile apprehensions. This request will provide 40 additional juvenile bed spaces, adding to the end-of-year FY 1998 average use of 450 juvenile beds. The additional staffing requested will perform services associated with the processing, detention, and the release of juveniles.

Total Program Changes.....	286	143	76,000
----------------------------	-----	-----	--------

IMMIGRATION AND NATURALIZATION SERVICE
CONSTRUCTION
(Dollars in thousands)

	Perm. Pos.	FTE	Amount
1998 actuals.....	31	27	\$83,452
1999 appropriation as enacted.....	67	48	90,000
Pos/FTE Adjustment 1/.....	<u>3</u>	<u>3</u>	---
Revised FY 1999 availability.....	70	51	90,000
Increases (see p. 103).....		18	348
Decreases: Nonrecurring program costs.....	---	---	(61,300)
2000 base.....	70	69	29,048
Program changes (detailed below).....	---	---	<u>70,616</u>
2000 estimate.....	70	69	99,664

Comparison by activity and program	1999 Availability			2000 Base			2000 Estimate			Increase/Decrease		
	Perm Pos.	FTE	Amount	Perm Pos.	FTE	Amount	Perm Pos.	FTE	Amount	Perm Pos.	FTE	Amount
1. Immigration Support:												
Construction and Engineering.....	70	51	\$90,000	70	69	\$29,048	70	69	\$99,664	\$70,616

1/ FTE adjustment represents the transfer of 3 positions and 3 FTE, 1 from Exams Fee account and 2 from User Fee account, which historically have been supporting the Construction and Engineering program. This adjustment reflects the more accurate use of Construction and Engineering Program FTE use. There is no dollar impact associated with this transfer.

Program Changes

	Pos.	FTE	Amount
Border Patrol Construction.....	\$48,116

Border Patrol agent growth continues to strain capacity at existing Border Patrol facilities all along the Southwest border. While a considerable level of Construction program resources have been appropriated over the past few years, still more capacity must be constructed to accommodate agent growth, and to replace an inventory of deteriorating facilities. The FY 2000 Border Patrol Construction initiative will complete projects for which planning, site acquisition, and design resources were appropriated in previous years. It also will commence the planning, site design, and acquisition phase for a number of new Border Patrol projects, expand facility capacity, and augment the existing inventory of enforcement infrastructure, such as border barriers and highway checkpoint systems, which have proven to be successful enforcement assets.

Construction funding is again being requested in a two-phase process. In the first year, planning, site acquisition, and design resources are requested. In subsequent budget cycles, resources are requested for the actual construction phase of the project. As outlined below, "Full Construction Project" funding is being requested for those projects for which planning and site development have already been completed, or will be during FY 1999. With respect to the "Planning/ Site Acquisition/Design" portion of the request, for those projects that are appropriated resources in FY 2000, associated construction-phase resources will be requested in a future budget cycle.

IMMIGRATION AND NATURALIZATION SERVICE
CONSTRUCTION
(Dollars in thousands)

Full Construction Projects (\$33,968,000) --

El Centro, CA Border Patrol Sector HQ -- \$5,000,000
Brownsville, TX Border Patrol Station -- \$1,200,000
Alpine, TX Border Patrol Station -- \$4,000,000
Chula Vista, CA Border Patrol Station -- \$6,500,000
Del Rio, TX Border Patrol Sector HQ -- \$4,300,000
Presidio, TX Housing -- \$5,118,000
Santa, Theresa, TX Border Patrol Station -- \$7,850,000

Planning/Site Acquisition/Design (\$8,148,000) --

Yuma, AZ Border Patrol Station -- \$687,000
Campo, CA Border Patrol Station -- \$600,000
Temecula, CA Border Patrol Station -- \$447,000
Tucson, AZ Border Patrol Station -- \$1,330,000
Sanderson, TX Border Patrol Station -- \$238,000
McAllen, TX Sector HQ -- \$954,000
Douglas, AZ Border Patrol Station -- \$300,000
McAllen, TX Border Patrol Station -- \$685,000
Port Isabel, TX Border Patrol Station -- \$500,000
Eagle Pass, TX Border Patrol Station -- \$934,000
El Paso, TX Border Patrol Station -- \$865,000
El Cajon, CA Border Patrol Station -- \$307,000
Laredo, Del Rio, TX Checkpoints (10 Sites) -- \$301,000

For the "Full Construction Projects" listed above, the target completion dates are estimated for the first quarter of FY 2001. For the "Planning/Site Acquisition/Design" projects, should resources be appropriated in FY 2000, and construction phase resources be appropriated in FY 2001, INS estimates that the Planning/Design projects listed above would be completed as early as the first quarter of FY 2002

Military Engineering Support to the Border Patrol (\$3,000,000) -- For several years, INS has taken advantage of a service offered by the Department of Defense (DOD) whereby INS provides funding for materials for various projects. The DOD, in turn, through its Joint Task Force Six (JTF-6), furnishes labor and conducts engineering and environmental work at no charge to INS. For FY 2000, consistent with levels appropriated in recent years, INS requests \$3,000,000 for JTF-6, and INS will provide a list of projects targeted for construction, consistent with the Border Barrier Master Plan, as specific JTF-6 units become available.

Additionally, \$3,000,000 is requested, in conjunction with the JTF-6 requested resources, for INS barrier construction needs. Because of strict guidelines regulating what JTF-6 may/may not construct, INS must procure design services and construction materials that will complete the construction of border barriers. Generally, INS is responsible for in-ground barrier infrastructure, and JTF-6 provides its services for the construction of the infrastructure situated above-ground.

IMMIGRATION AND NATURALIZATION SERVICE
CONSTRUCTION
(Dollars in thousands)

	<u>Pos.</u>	<u>FTE</u>	<u>Amount</u>
Detention Facility Construction.....	\$22,500

A total of \$22,500,000 is requested to support the planning and construction of additional detention bed space, as well as to address expansion requirements at existing facilities. The total number of illegal aliens consistently exceeds available detention space due to many factors: average length-of-stay per detainee; lack of reliable bedspace availability; and the success of INS Inspectors, Investigators, and the Border Patrol in apprehending illegal border crossers. INS' Detention Program, and its strategic use of detention, will suffer if additional bedspace is not created. In many INS Districts, contracting for detention space is not a viable option considering the remoteness of the locations in which INS operates, and the prospect that other law enforcement agencies also are seeking to use scarce state/local bedspace.

New Construction (\$20,500,000) --

Port Isabel, TX SPC (Phase III - 300 beds) -- \$11,000,000
Krome, FL SPC (Admin/Support space) -- \$9,500,000

Plan/Site/Design (\$2,000,000) --

El Centro, CA SPC -- \$1,000,000
Florence, AZ SPC -- \$800,000
El Paso, TX SPC -- \$200,000

The FY 2000 budget continues the multi-year Southwest border initiative at critical border points, such as El Paso and Port Isabel, TX, and El Centro, CA. Successful border enforcement operations have necessitated additional detention space, particularly at the INS-owned Service Processing Centers (SPC's). This growth requires sufficient support facilities, such as dining and laundry space, to adequately manage a growing detention population. The FY 2000 detention construction request addresses some critical shortcomings to existing facilities, which not only will improve detainee management, but also will augment the safety of staff and the at-large detention population. Detention facility Master Site Plans, designed to lay out detention construction requirements, have been formulated and now serve to guide the detention construction program. While presently not all SPC's have Master Site Plans, resources requested in FY 2000 will enable INS to produce additional plans making for better detention construction planning.

Total Program Changes, INS Construction.....	70,616
--	-----	-----	--------

IMMIGRATION USER FEE
(Dollars in thousands)

Permanent Indefinite Special Fund

	Perm Pos. 1/	FTE	Amount 2/
1998 actuals.....	3,667	3,429	\$411,700
1999 appropriation as enacted.....	3,838	3,565	486,071
Position and FTE Adjustment 3/.....	(2)	(2)	...
Revised FY 1999 Availability.....	3,836	3,563	486,071
Increases (See p. 103).....	...	58	31,729
2000 base.....	3,836	3,621	517,800
2000 estimate.....	3,836	3,621	517,800

- 1/ Permanent positions reflect positions funded from program revenues and are not included in the Department's total positions level.
2/ Amounts for Immigration Enforcement Fines, which became a separate account in 1997, are shown in the Immigration Enforcement Fines summary.
3/ FTE adjustment represents the transfer of 2 positions and 2 FTE to the Construction account, which historically has supported the Construction and Engineering program. There is no dollar impact associated with this transfer.

Comparison by activity and program	1999 Appropriation as Enacted			2000 Base			2000 Estimate			Increase/Decrease		
	Perm Pos.	FTE	Amount	Perm Pos.	FTE	Amount	Perm Pos.	FTE	Amount	Perm Pos.	FTE	Amount
1. Enforcement:												
Inspections.....	3,181	2,980	\$302,900	3,181	3,038	\$330,104	3,181	3,038	\$330,104
Investigations.....	53	46	7,015	53	46	7,329	53	46	7,329
Detention and Deportation.....	177	155	81,360	177	155	82,995	177	155	82,995
Intelligence.....	27	24	3,313	27	24	3,431	27	24	3,431
Subtotal.....	3,438	3,205	394,588	3,438	3,263	423,859	3,438	3,263	423,859
2. Citizenship and Benefits:												
International Affairs.....
3. Immigration Support:												
Training.....	23	20	3,036	23	20	3,162	23	20	3,162
Data & Communications Systems.....	32	28	48,149	32	28	48,682	32	28	48,682
Information & Records Management.....	32	28	2,650	32	28	2,795	32	28	2,795
Construction and Engineering.....
Legal Proceedings.....	129	122	13,102	129	122	13,530	129	122	13,530
Subtotal.....	216	198	66,937	216	198	68,169	216	198	68,169
4. Program Direction:												
Management and Administration.....	182	160	24,546	182	160	25,772	182	160	25,772
Total.....	3,836	3,563	486,071	3,836	3,621	517,800	3,836	3,621	517,800

IMMIGRATION USER FEE
(Dollars in thousands)

The Immigration User Fee Account was established in the Department of Justice Appropriations Act of 1987. Most of this account's revenue is generated from a \$6.00 fee charged to each passenger arriving in the United States aboard a commercial aircraft or vessel from a foreign location. Cruise ship passengers, whose journey originates in Canada, Mexico, or any territory or possession of the United States, or any adjacent island to the United States, are currently exempt from this charge. However, the President's 2000 budget includes language that would increase the current user fee by \$2.00, to \$8.00, and would also lift the cruise ship exemption and institute a \$3.00 cruise ship fee from passengers whose journeys originated in Mexico, Canada, the United States, a territory or possession of the United States, or any adjacent island to the United States. However, it would not apply to immigration inspection at designated ports-of-entry of passengers arriving by Great Lakes international ferries or Great Lakes vessels on the Great Lakes and connecting waterways, when operating on a regular schedule. The requested fee changes are included in the General Provisions, and the 2000 User Fee funding level is based on these two provisions.

The user fee was last increased (from \$5.00 to \$6.00) in FY 1994. In 1999, INS anticipates that program costs will far exceed new revenues and that prior year carry forward funds will be depleted by FY 2000. As noted in the Senate's report on the 1999 appropriation (S Rpt 105-235), the solvency of this account in 1999 depends on carryover balances that will soon be exhausted. Absent an increase in the fee and waiver of the cruise ship exemption, INS will be forced to reduce services in FY 2000. The likely result of this service reduction would be longer waiting times at airports and an inability to carry out certain initiatives, such as entry-exit control.

H-1B VISA ACCOUNT

IMMIGRATION AND NATURALIZATION SERVICE

H-1B VISA ACCOUNT

(Dollars in thousands)

	Perm. <u>Pos.</u>	FTE	<u>Amount</u>
1998 actuals.....
1999 appropriation as enacted.....	\$1,125
Decreases
2000 base.....	1,125
2000 estimate.....	1,125

Comparison by activity and program	1999 Appropriation as Enacted			2000 Base			2000 Estimate			Increase/Decrease		
	Perm Pos.	FTE	Amount	Perm Pos.	FTE	Amount	Perm Pos.	FTE	Amount	Perm Pos.	FTE	Amount
1. Immigration Support:												
Adjudications and Naturalizations.....	\$1,125	\$1,125	\$1,125

The American Competitiveness and Workforce Improvement Act, P.L. 105-277, was enacted in 1998. The new law increases the number of H-1B visas available annually, and establishes a new fee to pay for the cost of job training and scholarship programs. The number of visas available annually has been increased from 65,000, to 115,000, for fiscal years 1999 and 2000, and to 107,500 in FY 2001. In FY 2002, the number of H-1B visas available will revert to 65,000. The new \$500 fee is in addition to the \$110 filing fee for H-1B visas. The new fee will be used to help U.S. citizens, legal permanent residents and other U.S. workers with job training, low-income scholarships, grants for mathematics, engineering or science enrichment courses administered by the National Science Foundation and the Department of Labor, and for processing and enforcement.

The amount above represents INS' share (1.5 percent) of the projected revenue stream.

IMMIGRATION ENFORCEMENT ACCOUNT
(Dollars in Thousands)

Permanent Indefinite Special Fund

	Perm. Pos.	FTE	Amount
1998 actuals.....	\$3,799
1999 appropriation as enacted.....	4,050
Decreases.....	(250)
2000 base.....	3,800
2000 estimate.....	3,800

Comparison by activity and program	1999 Appropriation as Enacted			2000 Base			2000 Estimate			Increase/Decrease		
	Perm Pos.	FTE	Amount	Perm Pos.	FTE	Amount	Perm Pos.	FTE	Amount	Perm Pos.	FTE	Amount
1. Immigration Support:												
Data and Communications.....	\$4,050	\$3,800	\$3,800

The Immigration Enforcement account was established under Section 382 of the Illegal Immigration Reform and Immigrant Responsibility Act (IIRIRA) of 1996. Previously, similar fines were collected and deposited into the Immigration User Fee account. In addition to creating this new account, IIRIRA also added new types of fines, such as those fines levied against aliens for failure to depart the United States after being so ordered. The specified purposes for which these funds can be used were also changed. The authorized uses of this fund consist of: the identification, investigation, apprehension, detention and removal of criminal aliens; the maintenance and updating of a system to track criminal and illegal aliens on the border in areas with high apprehensions to deter illegal entry; and the repair, maintenance, and construction of border facilities.

On June 1, 1998, INS issued regulations that will mitigate the amount of fines paid by air carriers, the primary source of collections into this account. At present, a substantial backlog of outstanding fines due to INS exists. For FY 2000, INS projects that approximately 50 percent of the Section 273 fines cases will be canceled or appealed to the Board of Immigration Appeals, and of the remaining fines cases, approximately 40 percent of the Section 273 cases will be eligible for either 25 percent or 50 percent mitigation. The anticipated outcome of fines mitigation is that carriers will work cooperatively with INS to improve compliance with immigration laws.

For FY 2000, INS plans to spend these fines receipts for the Data and Communications program. This account will allow INS to expand its Integrated Surveillance Information System (ISIS) technology for the Border Patrol. The integration of remote video surveillance systems with the new generation of "smart" sensors through the ICAD command and control system, will allow for the development of a true "electronic fence" between the United States and Mexico.

LAND BORDER INSPECTIONS FEE
(Dollars in thousands)

Permanent Indefinite Special Fund

	Perm. Pos. 1/	FTE	Amount
1998 actuals.....	12	18	\$1,897
1999 appropriation as enacted	12	26	3,275
Increases (See p. 104).....	110
2000 base.....	12	26	3,385
Program changes (detailed below).....	20	10	3,210
2000 estimate	32	36	6,595

1/ Permanent positions reflect positions funded from program revenues, and are not included in the Department's positions total.

Comparison by activity and program	1999 Appropriation as Enacted			2000 Base			2000 Estimate			Increase/Decrease		
	Perm Pos.	FTE	Amount	Perm Pos.	FTE	Amount	Perm Pos.	FTE	Amount	Perm Pos.	FTE	Amount
1. Enforcement												
Inspections.....	12	26	\$3,275	12	26	\$3,385	32	36	\$5,095	20	10	\$1,710
2. Immigration Support												
Data and Communications.....	1,500	1,500
Total.....	12	26	3,275	12	26	3,385	32	36	6,595	20	10	3,210

The Land Border Inspection Fee Account was authorized by the Department of Justice Appropriations Act of 1991 (P.L. 101-515). Section 210 of the Act authorizes the Attorney General to establish, by regulation, pilot projects under which fees may be charged and collected for inspection services provided at one or more land border ports-of-entry (POEs), and to study the feasibility of charging fees to enhance service at POEs. The statute states that any potential project may include the establishment of commuter lanes to be made available to pre-qualified U.S. citizens and aliens. The Land Border Inspection Fee fund is scheduled to sunset on September 30, 2000.

This resource request is based on the development of a new fee structure for all Secure Electronic Network for Travelers' Rapid Inspection (SENTRI) on the Northern and Southwestern borders and other dedicated commuter lanes along the Northern border. Based on a study to begin in FY 1999, INS assumes that by FY 2000, fees will be set to recover the full cost of the program, exclusive of the up-front capital costs, according to OMB Circular A-25 and the Federal Accounting Standards Advisory Board (FASAB) guidelines. Up-front capital costs are funded through base funds in the Salaries and Expenses and Violent Crime Reduction programs.

LAND BORDER INSPECTIONS FEE
(Dollars in thousands)

Program Changes

	Perm. <u>Pos.</u>	ETE	<u>Amount</u>
Inspections - Staffing for SENTRI Lanes.....	20	10	\$1,710
<p>On the Southwest border, INS has piloted the SENTRI to expedite the legal entry of low-risk border crossers in non-commercial passenger vehicles. The 2000 request includes 20 positions (14 Immigration Inspectors and 6 Senior Immigration Inspectors), 10 workyears, and \$1,710,000 to staff the El Paso and San Ysidro SENTRI lanes for FY 2000. Immigration Inspectors funded from the Salaries and Expenses appropriation for El Paso and San Ysidro will be taken off of other duties to keep the SENTRI lanes operational, once they are in use later in FY 1999. Based on the availability of fee revenue, INS requests 20 positions specifically dedicated to the SENTRI projects at these two ports-of-entry.</p>			
Data and Communications - SENTRI Integration.....	1,500
<p>The 2000 request also includes \$1,500,000 for the Data and Communications program to continue the development of the network to integrate all SENTRI sites in FY 2000. The INS is currently working with the Department of the Treasury to interface the Global Enrollment System (GES) for SENTRI with the International Trade Data System (ITDS), to reduce the duplicative forms and processes involved in international trade. ITDS will become a single repository of information to identify goods and services being shipped into the United States, information required to identify drivers and passengers, and information regarding the conveyance. Information about the driver is exchanged through a pointer system, allowing INS greater control over the admissibility of foreign nationals entering the United States. Currently, the ITDS interfaces with the GES for Otay Mesa, CA and at the Peace Bridge in Buffalo, NY. The requested funding will support the ITDS/GES interface for additional sites, as well as integration of biometrics into the GES.</p>			
Total Program Changes, Land Border Inspections Fee.....	20	10	3,210

BREACHED BOND/DETENTION FUND
(Dollars in thousands)

Permanent Indefinite Special Fund

	Perm. Pos. 1/	ETE	Amount
1998 actuals.....	21	13	\$196,832
1999 appropriation as enacted	21	19	176,950
Increases (See p. 104).....	3,244
Decreases (See p. 104).....	(63,294)
2000 base.....	21	19	116,900
2000 estimate	21	19	116,900

1/ Permanent positions reflect positions funded from program revenues, and are not included in the Department's positions total.

Comparison by activity and program	1999 Appropriation as Enacted			2000 Base			2000 Estimate			Increase/Decrease		
	Perm Pos.	ETE	Amount	Perm Pos.	ETE	Amount	Perm Pos.	ETE	Amount	Perm Pos.	ETE	Amount
1. Enforcement												
Detention and Deportation.....	6	5	\$172,343	6	5	\$113,696	6	5	\$113,696
2. Immigration Support												
Legal Proceedings.....	4	3	598	4	3	476	4	3	476
3. Program Direction												
Management & Administration.....	11	11	4,009	11	11	2,728	11	11	2,728
Total.....	21	19	176,950	21	19	116,900	21	19	116,900

The Breached Bond/Detention Fund was authorized in Section 112 of the Department of Justice Appropriations Act of 1993 (P.L. 102-395). The Act amended Section 286 of the Immigration and Nationality Act (INA) of 1952, as amended, by establishing, in the General Fund of the Treasury, a separate account to be called the Breached Bond/Detention Fund. All breached cash and surety bonds in excess of \$8,000,000 posted under the Immigration Nationality Act of 1952, as amended, which are recovered by the Department of Justice, are deposited as offsetting collections into this fund. Amounts deposited into the Fund remain available until expended and can be used for expenses incurred in the collection of breached bonds and for expenses associated with the detention of illegal aliens.

In 1998, the Immigration Detention Account receipts were merged into this account. These receipts are derived from the penalty portion of the receipts collected under Section 245(l) of the INA. Congress did not renew the provision for filing new 245(l) adjustments in FY 1998, but did pass an extension of eligibility for certain aliens who had begun the immigrant visa process prior to January 14, 1998. The filing of appropriate paperwork prior to January 14, 1998, may preserve an individual's eligibility to apply for adjustment of status in the future, and, as such, receipts generated by 245(l) applications will still be collected for the next several years.

In FY 2000, resources from bond receipts will be used to support the detention of criminal and illegal aliens; continue bond management and collections activities; and to support litigation activities to obtain compliance from surety companies found to be delinquent in meeting their obligations to the INS.

Anticipated available resources in this account are expected to decline in 2000. A significant portion of the 1998 and 1999 funding availability was the result of prior year carryover, which will be exhausted in 2000. To offset this decline in funding (and the number of detention beds it can support), a base adjustment of \$54.74 million is included in the Salaries and Expenses budget.

IMMIGRATION EXAMINATIONS FEE

(Dollars in thousands)

Permanent Indefinite Special Fund

	Perm. Pos. 1/	FTE	Amount
1998 actuals.....	5,181	5,544	\$718,685
1999 appropriation as enacted			
Examinations Fee Account.....	5,151	6,025	634,702
Legalization Account 2/.....	18	17	998
Position and FTE Adjustment 3/.....	(1)	(1)	...
1999 appropriation anticipated.....	5,168	6,041	635,700
Increases (See p. 104).....	52,879
2000 base.....	5,168	6,041	688,579
Program changes (detailed below).....
2000 estimate	5,168	6,041	688,579

1/ Permanent positions reflect positions funded from program revenues, and are not included in the Department's positions total.

2/ The FY 1999 President's Budget merged the Legalization Account with the Examinations Fee Account. Data reflected above include Legalization account information.

3/ FTE adjustment represents the transfer of 1 position and 1 FTE to the Construction account, which historically has supported the Construction and Engineering program. There is no dollar impact associated with this transfer.

Comparison by activity and program	1999 Appropriation Anticipated			2000 Base			2000 Estimate			Increase/Decrease		
	Perm Pos.	FTE	Amount	Perm Pos.	FTE	Amount	Perm Pos.	FTE	Amount	Perm Pos.	FTE	Amount
1. Enforcement:												
Inspections.....	398	349	\$21,130	398	349	\$22,347	398	349	\$22,347
Investigations.....	93	82	10,288	93	82	11,114	93	82	11,114
Intelligence.....	14	12	1,279	14	12	1,362	14	12	1,362
Subtotal.....	505	443	32,697	505	443	34,823	505	443	34,823
2. Citizenship Benefits:												
Adjudications and Naturalization	2,836	3,908	356,570	2,836	3,908	394,527	2,836	3,908	394,527
International Affairs	749	658	81,258	749	658	85,767	749	658	85,767
Subtotal.....	3,585	4,566	437,828	3,585	4,566	480,294	3,585	4,566	480,294
3. Immigration Support:												
Training.....	25	22	1,799	25	22	1,913	25	22	1,913
Data & Communications Systems.....	72	66	71,578	72	66	73,230	72	66	73,230
Information & Records Management	778	777	72,691	778	777	77,895	778	777	77,895
Construction and Engineering.....
Legal Proceedings.....	72	62	6,693	72	62	7,175	72	62	7,175
Subtotal.....	947	927	152,761	947	927	160,213	947	927	160,213

IMMIGRATION EXAMINATIONS FEE
(Dollars in thousands)

Comparison by activity and program	1999 Appropriation Anticipated			2000 Base			2000 Estimate			Increase/Decrease		
	Perm Pos.	FTE	Amount	Perm Pos.	FTE	Amount	Perm Pos.	FTE	Amount	Perm Pos.	FTE	Amount
4. Program Direction:												
Management & Administration.....	131	105	\$12,414	131	105	\$13,249	131	105	\$13,249
Total	5,168	6,041	635,700	5,168	6,041	688,579	5,168	6,041	688,579

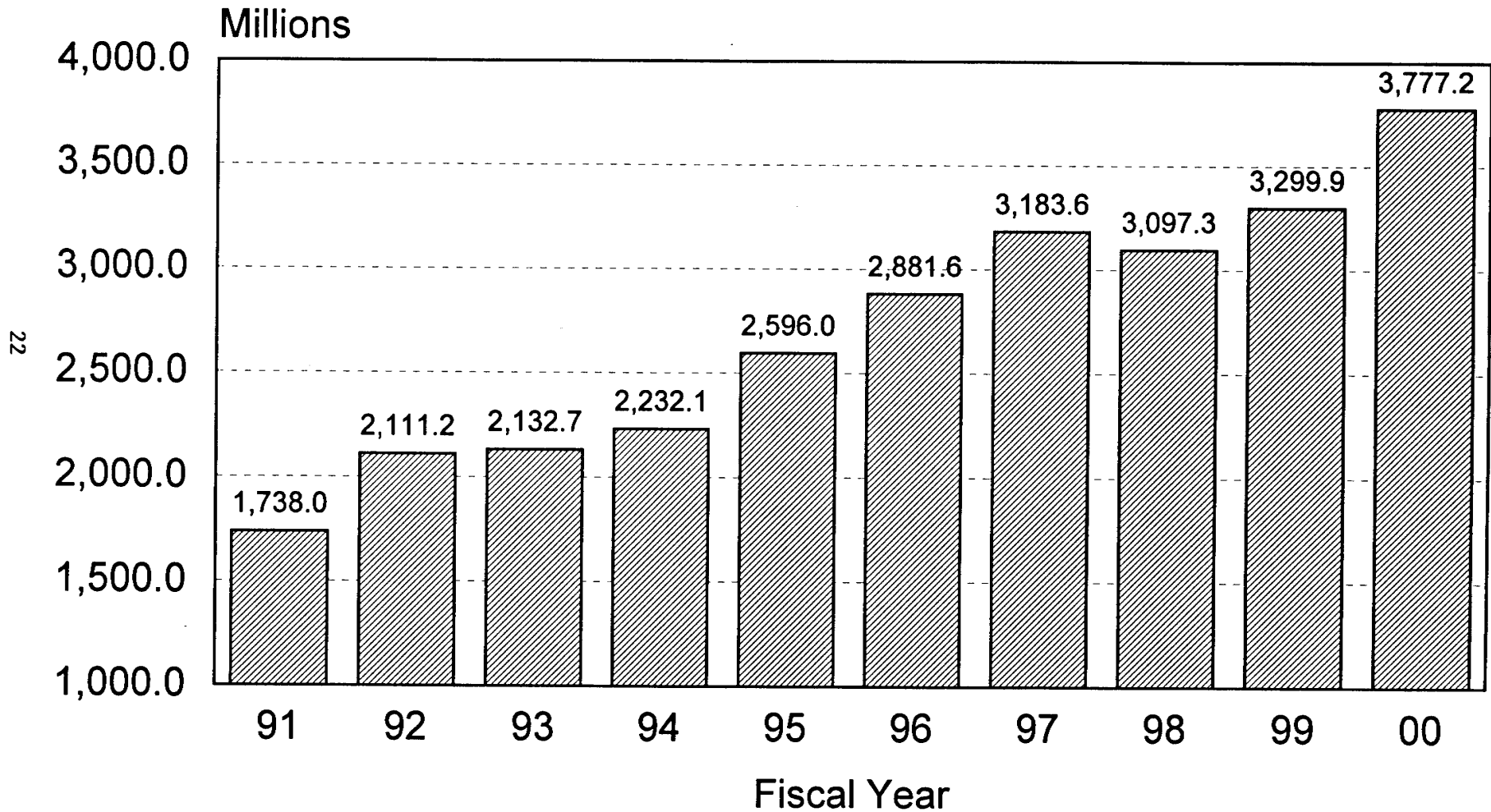
The Immigration Examinations Fee Account is fully-funded by fees collected from individuals applying for benefits under the Immigration and Nationality Act, as amended. This account was established in the Department of Justice Appropriations Act of 1989 (P.L. 100-459). These resources provide for adjudication and naturalization services. The Exams Fee account and the Legalization Account were merged in the FY 1999 budget. This merger simplifies the tracking of resources in the INS budget.

In FY 1996 and FY 1997, the Immigration and Naturalization Service (INS) conducted a study of immigration adjudication and naturalization fees in the Examinations Fee account. The purpose of the study was to develop a more consistent and reliable methodology, and to produce a legally defensible Examinations Fee Account Fee Schedule. The final rule was published in the Federal Register on August 14, 1998, with the implementation of a new fee schedule set for October 13, 1998, and January 15, 1999, for naturalization fees. The publication of this rule was delayed by several months because of Commissioner Meissner's pledge that INS would improve naturalization services prior to any increase in the fee structure. The four major improvements that INS implemented prior to the increase in the fee structure were to: 1) improve on the case backlogs and applicant wait times; 2) implement uniform use of the direct mail process; 3) open Applicant Support Centers (ASC); and 4) install the new CLAIMS 4.0 software to process all incoming naturalization applications.

In addition to amounts to be provided in the Examinations Fee Account, the Salaries and Expenses budget recurs \$124 million to continue the initiative, begun in 1999, to lower backlogs and processing times. By the end of FY 2000, based on current estimates for incoming applications, INS estimates that that naturalization processing times will be reduced to about 6 months.

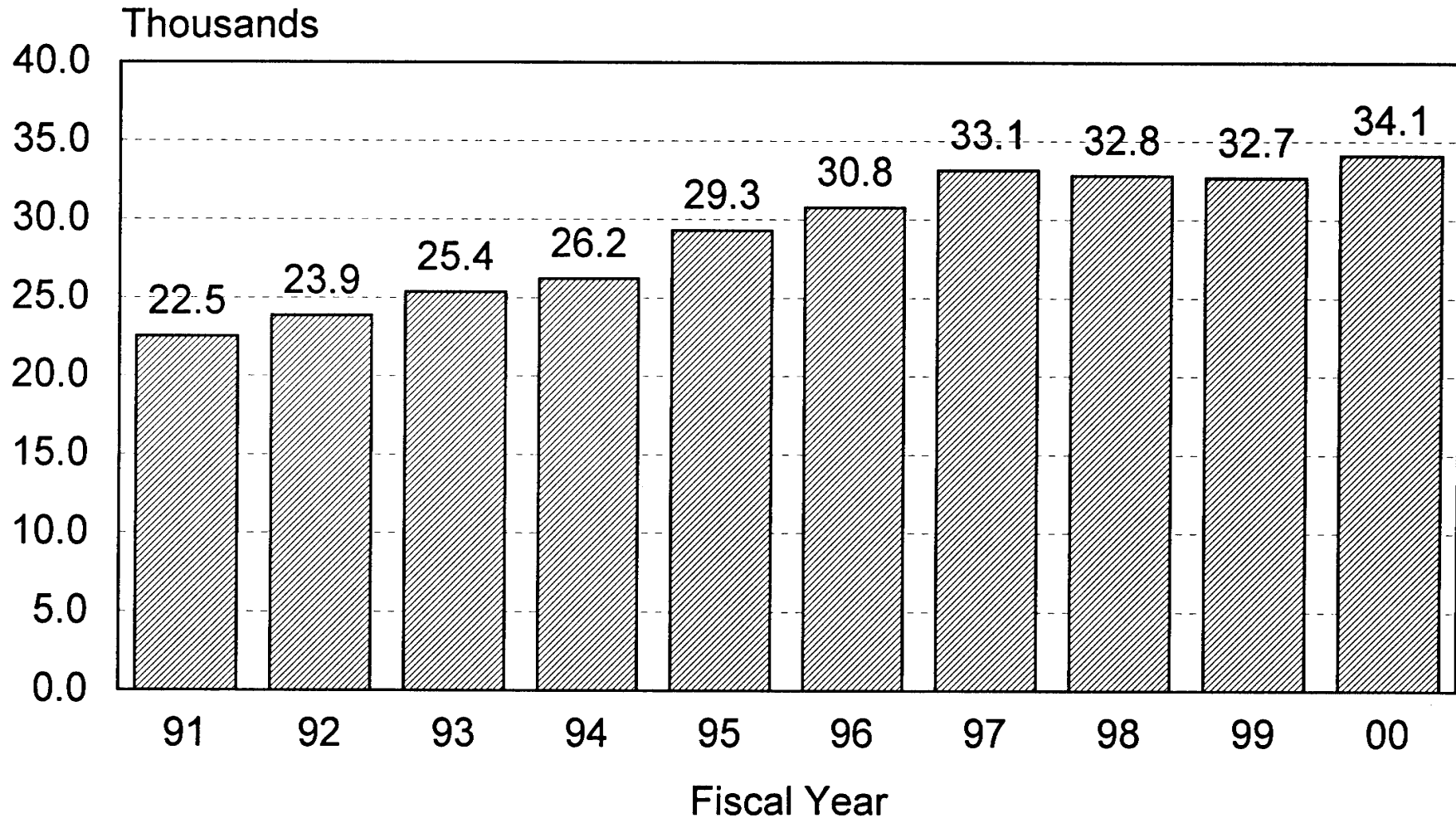
Federal Prison System

Budget Authority 1991 - 2000



Federal Prison System

Authorized Positions 1991 - 2000



FEDERAL PRISON SYSTEM
(Dollars in Thousands)

	SALARIES AND EXPENSES AND VCRP			BUILDINGS AND FACILITIES			FEDERAL PRISON INDUSTRIES	COMMISSARY TRUST FUND	TOTAL		
	Pos.	FTE	Amount	Pos.	FTE	Amount	FTE	FTE	Pos.	FTE	Amount
1998 obligations.....	32,507	27,762	\$2,748,414	294	250	\$437,726	1,685	421	32,801	30,118	\$3,186,140
1999 appropriations anticipated.....	32,377	30,108	2,888,853	306	303	410,997	1,867	565	32,683	32,843	3,299,850
2000 estimate.....	33,712	31,828	3,218,427	340	308	558,791	1,876	576	34,052	34,588	3,777,218
Change 1999 to 2000.....	1,335	1,720	329,574	34	5	147,794	9	11	1,369	1,745	477,368
Adjustments to base											
Increases:											
Annualization of 1999 Increases.....	28	1,076	81,999	...	3	28	1,079	81,999
2000 Pay raise and Locality Adjustment.....	53,118	696	53,814
Annualization of 1999 Pay Raise.....	19,005	214	19,219
Accident compensation.....	1,581	1,581
FTS Recompp/Transition Costs.....	5,639	5,639
FTS Usage Cost.....	1,367	1,367
Universal Services Fund Access.....	1,390	1,390
Medical Hospital Service Costs (2.6%).....	3,894	3,894
National Archives and Record Projections.....	310	310
JDC/FMIS Charges.....	3,465	3,465
Spectrum Frequency Management.....	18	18
Small and Disadvantaged Business Unit.....	65	65
General Pricing Level Adjustments.....	9,713	5,884	15,597
Total increases.....	28	1,076	181,564	...	3	6,794	28	1,079	188,358
Decreases:											
Non-recurring decreases.....	(45)	(52)	(21,197)	(16)	(36)	(297,000)	(61)	(88)	(318,197)
GSA Rent.....	(415)	(415)
Total, adjustments to base.....	(17)	1,024	159,952	(16)	(33)	(290,206)	(33)	991	(130,254)
2000 base.....	32,360	31,132	3,048,805	290	270	120,791	1,867	565	32,650	33,834	3,169,596
Program changes											
New Activations.....	1,295	527	86,809	9	11	1,295	547	86,809
Construction.....	32	20	411,000	32	20	411,000
Contract Confinement.....	26	17	80,722	26	17	80,722
Drug Treatment.....	31	16	2,091	31	16	2,091
Modernization & Repair.....	18	18	27,000	18	18	27,000
Total, program changes.....	1,352	560	169,622	50	38	438,000	9	11	1,402	618	607,622
2000 estimate.....	33,712	31,692	3,218,427	340	308	558,791	1,876	576	34,052	34,452	3,777,218
Change 1999 to 2000.....	1,335	1,584	329,574	34	5	147,794	9	11	1,369	1,609	477,368

FEDERAL PRISON SYSTEM -- SALARIES & EXPENSES
(Dollars in thousands)

	Perm. Pos.	FTE	Amount
1998 actuals (Direct).....	32,189	27,460	\$2,722,180
1998 actuals (VCRP).....	318	302	26,234
Total, 1998 actuals.....	32,507	27,762	2,748,414
1999 appropriation as enacted (Direct).....	32,059	29,806	2,862,154
1999 appropriation as enacted (VCRP).....	318	302	26,499
Transfer of Y2K resources.....	200
Total, 1999 appropriation anticipated	32,377	30,108	2,888,853
Increases (see p. 126).....	28	1,076	181,564
Decreases (see p. 126).....	(45)	(52)	(21,612)
2000 base	32,360	31,132	3,048,805
Program changes (detailed below).....	1,352	560	169,622
Subtotal, 2000 estimate (Direct).....	33,394	31,390	3,191,928
Subtotal, 2000 estimate (VCRP).....	318	302	26,499
Total, 2000 estimate1/	33,712	31,692	3,218,427

1/BOP also anticipates reimbursement of \$26,996,000 and 136 workyears in FY2000.

Comparison by activity and program	1999 Appropriation Anticipated			2000 Base			2000 Estimate			Increase/Decrease		
	Perm Pos.	FTE	Amount	Perm Pos.	FTE	Amount	Perm Pos.	FTE	Amount	Perm Pos.	FTE	Amount
1. Inmate Care and Programs												
Inmate Care.....	5,032	3,804	\$651,095	5,031	4,370	\$692,202	5,211	4,443	\$708,442	180	73	\$16,240
Inmate Programs.....	6,994	6,774	439,053	6,998	6,898	464,134	7,303	7,028	479,029	305	130	14,895
Subtotal.....	12,026	10,578	1,090,148	12,029	11,268	1,156,336	12,514	11,471	1,187,471	485	203	31,135
2. Institution Security and Admin.												
Institution Security.....	12,558	12,157	670,415	12,542	12,399	710,910	13,144	12,642	730,847	602	243	19,937
Institution Maintenance.....	2,429	2,310	309,638	2,427	2,344	324,297	2,508	2,377	340,243	81	33	15,946
Institution Administration.....	3,387	3,114	368,305	3,385	3,166	395,974	3,525	3,222	416,186	140	56	20,212
Staff Training.....	387	359	53,191	387	365	55,054	399	370	55,726	12	5	672
Subtotal.....	18,761	17,940	1,401,549	18,741	18,274	1,486,235	19,576	18,611	1,543,002	835	337	56,767

FEDERAL PRISON SYSTEM -- SALARIES & EXPENSES
(Dollars in thousands)

Comparison by activity and program	Perm	FTE	Amount	Perm	FTE	Amount	Perm	FTE	Amount	Perm	FTE	Amount
	Pos.			Pos.			Pos.			Pos.		
3. Contract Confinement												
Contract Confinement.....	297	297	\$255,062	297	297	\$258,538	329	317	\$340,258	32	20	\$81,720
4. Management and Administration												
Management and Administration.....	1,293	1,293	142,094	1,293	1,293	147,696	1,293	1,293	147,696
Total.....	32,377	30,108	2,888,853	32,360	31,132	3,048,805	33,712	31,692	3,218,427	1,352	560	169,622
<i>Direct (non-add)</i>	<i>[32,059]</i>	<i>[29,806]</i>	<i>[2,862,354]</i>	<i>[32,042]</i>	<i>[30,830]</i>	<i>[3,022,306]</i>	<i>[33,394]</i>	<i>[31,390]</i>	<i>[3,191,928]</i>	<i>[1,352]</i>	<i>[560]</i>	<i>[169,622]</i>
<i>VCRP (non-add)</i>	<i>[318]</i>	<i>[302]</i>	<i>[26,499]</i>	<i>[318]</i>	<i>[302]</i>	<i>[26,499]</i>	<i>[318]</i>	<i>[302]</i>	<i>[26,499]</i>
Reimbursable FTE.....	...	136	136	136
Grand Total.....	32,377	30,244	2,888,853	32,360	31,268	3,048,805	33,712	31,828	3,218,427	1,352	560	169,622

Program Changes

	Pos.	FTE	Amount
Activate New Facilities.....	1,295	527	\$86,809

An increase of \$86,809,000 and 1,295 positions is required to activate 5 new facilities (4,320 beds): 1 minimum security camp; 1 medium security facility with camp; and 3 Metropolitan Detention Centers (MDC's). Activation of the Federal Correctional Institution and Federal Prison Camp in Victorville, California, will add 1,408 beds while the Federal Prison Camp in Forrest City, Arkansas will add 256 beds. These activations are needed to address the 25% overcrowding rate system wide. Activation of the 3 MDC's in Houston, Texas, Brooklyn, New York, and Philadelphia, Pennsylvania, will add much needed detention bed space (2,656 beds) in the Northeast and South Central regions to address overcrowding and the burgeoning detention population along the border.

	Perm. Pos.	FTE	Amount
Inmate Care and Programs	460	190	30,042
Institution Security and Administration	835	337	56,767
Total.....	1,295	527	86,809

Contract Confinement.....	26	17	80,722
---------------------------	----	----	--------

An increase of \$34,000,000 and 8 positions is required to meet the conditions of the National Capital Revitalization and Self-Government Improvement Act of 1997, which specifies that at least 2,000 District of Columbia sentenced felons shall be housed in contract facilities by December 31, 1999.

FEDERAL PRISON SYSTEM -- SALARIES & EXPENSES
(Dollars in thousands)

	<u>Perm. Pos.</u>	<u>FTE</u>	<u>Amount</u>
<p>An increase of \$46,722,000 and 18 positions is required for an additional 4,000 detention beds to accommodate the increasing number of short and long-term non-U.S. citizens inmates and detainees. Of these 4,000 beds, 3,000 will be used to house non-citizen inmates sentenced to federal prison, and 1,000 will be used by BOP to assume responsibility for 1,000 long-term INS detainees who can not be returned to their country of citizenship.</p>			
Drug Treatment.....	31	16	\$2,091
<p>An increase of \$2,091,000 and 31 positions is required for residential and community based transitional drug treatment programs. This expansion will increase the drug abuse treatment program capability by 2,000 inmates a year.</p>			
	<u>Perm. Pos.</u>	<u>FTE</u>	<u>Amount</u>
Inmate Care and Programs	25	13	1,093
Contract Confinement	<u>6</u>	<u>3</u>	<u>998</u>
Total.....	31	16	2,091
Total Program Changes, Salaries and Expenses.....	1,352	560	169,622

FEDERAL PRISON SYSTEM – BUILDINGS & FACILITIES
(Dollars in thousands)

	Perm. Pos.	FTE	Amount
1998 actuals.....	294	250	\$437,726
1999 appropriation as enacted	306	303	410,997
Increases (see p. 126).....	...	3	6,794
Decreases:			
Non-recurring costs for Construction Projects.....	(16)	(16)	(297,000)
Other Decreases.....	...	(20)	...
2000 base.....	290	270	120,791
Program changes (detailed below).....	50	38	438,000
2000 estimate.....	340	308	558,791

Comparison by activity and program	1999 Appropriations Enacted			2000 Base			2000 Estimate			Increase/Decrease		
	Perm Pos.	FTE	Amount	Perm Pos.	FTE	Amount	Perm Pos.	FTE	Amount	Perm Pos.	FTE	Amount
1. New Construction.....	184	181	\$322,963	168	148	\$30,003	200	168	\$441,003	32	20	\$411,000
2. Modernization and Repair.....	122	122	88,034	122	122	90,788	140	140	117,788	18	18	27,000
Total.....	306	303	410,997	290	270	120,791	340	308	558,791	50	38	438,000
Reimbursable FTE.....	...	26	26	26
Grand Total.....	306	329	410,997	290	296	120,791	340	334	558,791	50	38	438,000

Program Changes

	Perm. Pos.	FTE	Amount
New Construction.....	32	20	\$411,000

This request includes an increase of \$411,000,000 and 32 positions for additional construction of 1 U.S. Penitentiary (USP) with a work camp in the Western Region (\$137 million); site and planning for 3 Federal Correctional Institutions (FCI's) to increase capacity for sentenced offenders (\$33 million); construction of 2 prisons and inmate work space associated with additional capacity for District of Columbia felons (\$221 million); and site and planning for 3 facilities to assume the non-removable criminal alien population from INS (\$20 million).

Modernization and Repair.....	18	18	27,000
-------------------------------	----	----	--------

An increase of \$27,000,000 and 18 positions is requested for infrastructure maintenance of over utilized and aging facilities. This increase will fund a base maintenance and repair program equal to 2.5% of the prison system's estimated facilities replacement cost, which is a recommended industry standard.

Total Program Changes, Buildings and Facilities.....	50	38	438,000
--	----	----	---------

FEDERAL PRISON SYSTEM – FEDERAL PRISON INDUSTRIES
(Dollars in thousands)

	Perm. Pos. 1/	FTE	Amount
1998 actuals.....	2,011	1,685	\$394,028
1999 appropriation as enacted.....	2,011	1,867	522,386
Increases (see p. 126).....	109,380
2000 base.....	2,011	1,867	631,766
Program changes (detailed below).....	18	9	8,234
2000 estimate.....	2,029	1,876	640,000

1/ The permanent positions column reflects positions funded from program revenues for illustrative purposes only. These positions are not included in the Department's positions total.

Comparison by activity and program	1999 Appropriation as Enacted			2000 Base			2000 Estimate			Increase/Decrease		
	Perm Pos.	FTE	Amount	Perm Pos.	FTE	Amount	Perm Pos.	FTE	Amount	Perm Pos.	FTE	Amount
1. Congressional limitation:												
Administrative expenses.....	32	32	\$3,266	32	32	\$3,266	32	32	\$3,429	\$163.00
2. Industrial operations:												
Cost of Production.....	1,979	1,835	457,120	1,979	1,835	567,000	1,997	1,844	571,571	18	9	4,571
Other Expenses.....	40,000	40,000	40,000
Buildings and improvements.....	7,000	7,300	10,000	2,700
Machinery and equipment.....	15,000	14,200	15,000	800
Subtotal.....	1,979	1,835	519,120	1,979	1,835	628,500	1,997	1,844	636,571	18	9	8,071
Total.....	2,011	1,867	522,386	2,011	1,867	631,766	2,029	1,876	640,000	18	9	8,234

Federal Prison Industries is a revolving fund that operates on the sale of goods and services to other government agencies. These funding amounts are not a part of the Department of Justice appropriations request.

Program Changes

	Perm Pos.	FTE	Amount
Factory Activation.....	18	9	\$8,234

An increase of 18 positions and 9 workyears is required to activate a factory at the new FCI in Victorville, California.

FEDERAL PRISON SYSTEM -- COMMISSARY FUNDS
 (Trust Revolving Fund)
 (Dollars in thousands)

	Perm. Pos. 1/	FTE	Amount
1998 actuals.....	564	421	\$270,759
1999 appropriation as enacted.....	565	565	183,732
2000 base.....	565	565	183,732
Program changes (detailed below).....	23	11	8,443
2000 estimate.....	588	576	192,175

1/ The permanent positions column reflects positions funded from program revenues for illustrative purposes only. These positions are not included in the Department's positions total.

Comparison by activity and program	1999 Appropriation as Enacted			2000 Base			2000 Estimate			Increase/Decrease		
	Perm Pos.	FTE	Amount	Perm Pos.	FTE	Amount	Perm Pos.	FTE	Amount	Perm Pos.	FTE	Amount
Commissary.....	565	565	\$183,732	565	565	\$183,732	588	576	\$192,175	23	11	\$8,443

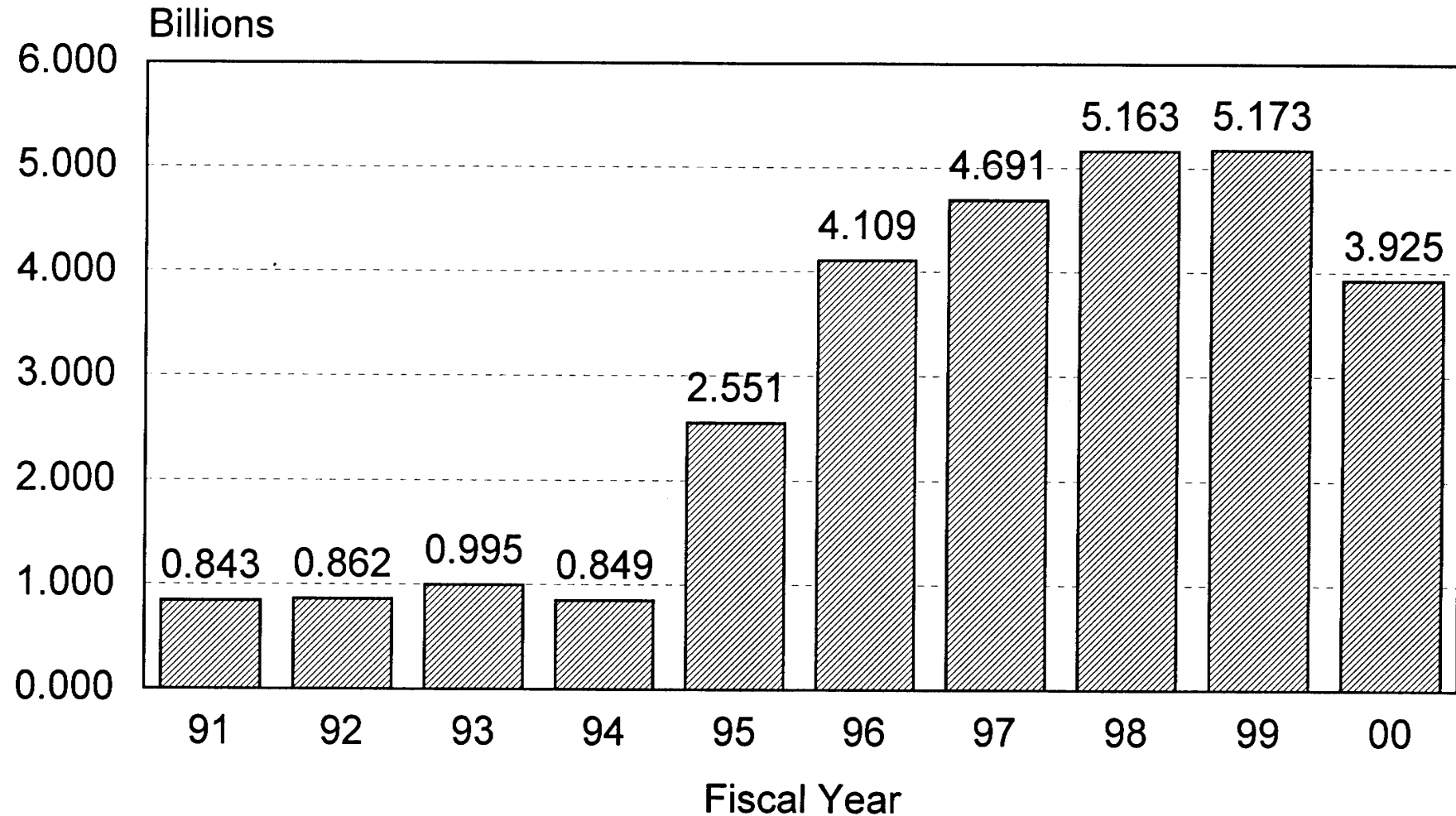
The Commissary Fund is a revolving fund that operates exclusively from the sale of goods, and amounts shown are not included in the Department of Justice appropriations request.

<u>Program Change</u>	Perm. Pos.	FTE	Amount
Commissary.....	23	11	\$8,443

An increase of 23 positions and 11 workyears is required to establish/operate the commissaries and provide inmate telephone service at new facilities being activated in FY 2000 at Fort Devens, MA., Brooklyn, NY., Houston, TX., Philadelphia, PA., Victorville, CA., and Forrest City, AR.

Office of Justice Programs/COPS *

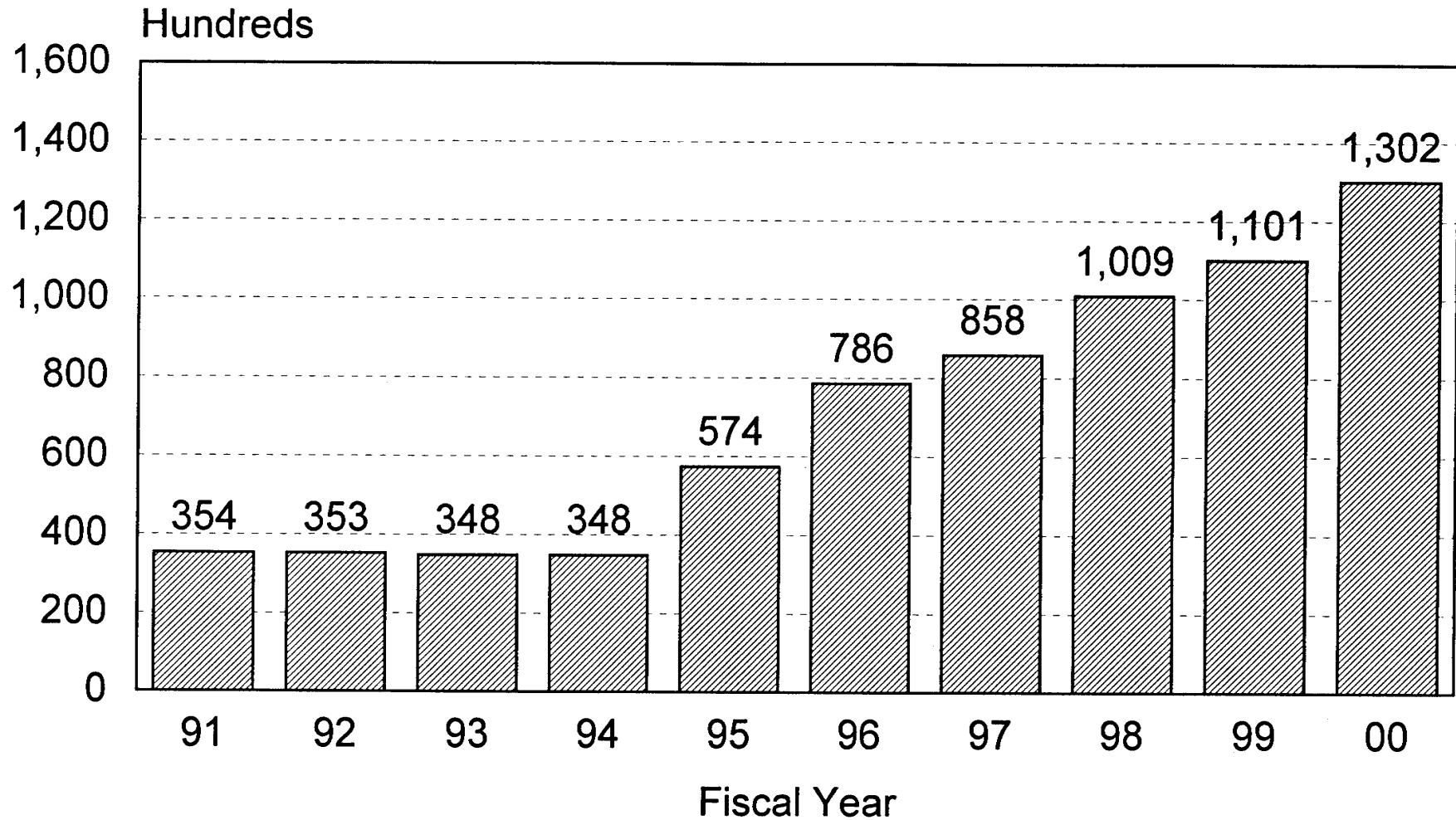
Budget Authority 1991 - 2000



* COPS = Community Oriented Policing Services

Office of Justice Programs/COPS*

Authorized Positions 1991 - 2000



* COPS = Community Oriented Policing Services

Office of Justice Programs/Community Oriented Policing Services
(Dollars in Thousands)

	DIRECT APPROPRIATIONS										VIOLENT CRIME REDUCTION PROGRAMS				PUBLIC SAFETY OFFICERS' BENEFITS PROGRAM		CRIME VICTIMS FUND		GRAND TOTAL ALL FUNDS	
	JUSTICE ASSISTANCE		STATE AND LOCAL LAW ENFORCEMENT ASSISTANCE		WEED AND SEED		JUVENILE JUSTICE PROGRAMS		TOTAL DIRECT FUNDING		STATE AND LOCAL LAW ENFORCEMENT ASSISTANCE		COMMUNITY ORIENTED POLICING SERVICES		Pos.	Amount	Pos.	Amount	Pos.	Amount
	Pos.	Amount	Pos.	Amount	Pos.	Amount	Pos.	Amount	Pos.	Amount	Pos.	Amount	Pos.	Amount	Pos.	Amount	Pos.	Amount	Pos.	Amount
1998 Obligations.....	743	\$184,185	0	\$511,198	0	0	0	\$217,920	743	\$913,303	0	\$2,361,644	266	\$1,637,349	0	\$32,725	0	\$358,716	1,009	\$5,301,737
1999 Enacted.....	407	147,151	0	552,000	0	\$33,500	0	284,597	407	1,017,248	428	2,369,950	266	1,430,000	0	31,809	0	324,038	1,101	5,173,045
Transfers between accounts.....	428	6,647	0	0	0	0	(6,647)	428	0	(428)	0	0	0	0	0	0	0	0	0	
1999 Total Availability.....	835	153,798	0	552,000	0	33,500	0	277,950	835	1,017,248	0	2,369,950	266	1,430,000	0	31,809	0	324,038	1,101	5,173,045
2000 estimate.....	915	345,295	0	0	0	0	0	281,950	915	627,245	0	1,612,000	387	1,275,000	0	36,041	0	375,000	1,302	3,925,286
Change 2000 from 1999.....	80	191,497	0	(552,000)	0	(33,500)	0	4,000	80	(390,003)	0	(757,950)	121	(155,000)	0	4,232	0	50,962	201	(1,247,759)
Adjustments to base																				
Transfers:																				
To/From other accounts.....	18	135,000	0	(552,000)	0	(33,500)	0	0	18	(450,500)	0	585,500	0	0	0	0	0	0	18	135,000
Mandatory Increases:																				
2000 Pay Raise.....	0	2,709	0	0	0	0	0	0	0	2,709	0	0	0	0	0	0	0	0	0	2,709
Annualization of 1999 Pay Raise.....	0	1,019	0	0	0	0	0	0	0	1,019	0	0	0	0	0	0	0	0	0	1,019
JDC/ FMIS Charges.....	0	35	0	0	0	0	0	0	0	35	0	0	0	0	0	0	0	0	0	35
Annualization of 1999 positions.....	7	410	0	0	0	0	0	0	7	410	0	0	0	0	0	0	0	0	7	410
FTS Recom/Transition Costs.....	0	52	0	0	0	0	0	0	0	52	0	0	0	0	0	0	0	0	0	52
FTS Usage Cost.....	0	43	0	0	0	0	0	0	0	43	0	0	0	0	0	0	0	0	0	43
Universal Service Fund.....	0	19	0	0	0	0	0	0	0	19	0	0	0	0	0	0	0	0	0	19
General Services Admin (GSA) Rent.....	0	3,192	0	0	0	0	0	0	0	3,192	0	0	0	0	0	0	0	0	0	3,192
National Archives and Record Projections.....	0	3	0	0	0	0	0	0	0	3	0	0	0	0	0	0	0	0	0	3
National Crime Victims Survey Sample Redesign.....	0	350	0	0	0	0	0	0	0	350	0	0	0	0	0	0	0	0	0	350
Small Disadvantaged Business Unit.....	0	2	0	0	0	0	0	0	0	2	0	0	0	0	0	732	0	0	0	734
General Pricing Level Adjustments.....	0	111	0	0	0	0	0	0	0	111	0	0	0	0	0	0	0	50,962	0	51,073
Total, mandatory increases.....	7	7,945	0	0	0	0	0	0	7	7,945	0	0	0	0	0	732	0	50,962	7	59,639
Decreases:																				
Accident Compensation.....	0	(20)	0	0	0	0	0	0	0	(20)	0	0	0	0	0	0	0	0	0	(20)
Total, adjustments to base.....	25	142,925	0	(552,000)	0	(33,500)	0	0	25	(442,575)	0	585,500	0	0	0	732	0	50,962	25	194,819
1999 base.....	860	296,723	0	0	0	0	0	277,950	860	574,673	0	2,955,450	266	1,430,000	0	32,541	0	375,000	1,128	5,367,664
Program changes																				
Salaries and Related Expenses.....	13	872	0	0	0	0	0	0	13	872	42	0	121	0	0	0	0	0	178	872
Grants.....	0	47,700	0	0	0	0	0	4,000	0	51,700	0	(1,343,450)	0	(155,000)	0	3,500	0	0	0	(1,443,250)
Transfer from VCRP.....	42	0	0	0	0	0	0	0	42	0	(42)	0	0	0	0	0	0	0	0	0
Total, program changes.....	55	48,572	0	0	0	0	0	4,000	55	52,572	0	(1,343,450)	121	(155,000)	0	3,500	0	0	178	(1,442,378)
2000 estimate.....	915	345,295	0	0	0	0	0	281,950	915	627,245	0	1,612,000	387	1,275,000	0	36,041	0	375,000	1,302	3,925,286
Change 2000 from 1999.....	80	191,497	0	(552,000)	0	(33,500)	0	4,000	80	(390,003)	0	(757,950)	121	(155,000)	0	4,232	0	50,962	201	(1,247,759)
Discretionary/Mandatory Split																				
Discretionary.....	915	345,295	0	0	0	0	0	281,950	80	627,245	0	1,612,000	387	1,275,000	0	3,500	0	0	1,302	3,517,745
Mandatory.....	0	0	0	0	0	0	0	0	0	0	0	0	0	0	0	32,541	0	375,000	0	407,541

STATE AND LOCAL ASSISTANCE PROGRAMS
(Dollars in thousands)

Budget Activity	FY 1999 Enacted						FY 2000 President's Request					
	Direct		Violent Crime Reduction Prog.		Total		Direct		Violent Crime Reduction Prog.		Total	
	Pos.	Amount	Pos.	Amount	Pos.	Amount	Pos.	Amount	Pos.	Amount	Pos.	Amount
OFFICE OF JUSTICE PROGRAMS												
<u>Justice Assistance</u>												
National Institute of Justice.....	...	46,148	46,148	...	43,448	43,448
Bureau of Justice Statistics.....	...	25,029	25,029	...	32,609	32,609
Missing Children/Alzheimer's.....	...	17,168	...	900	...	18,068	...	17,168	...	900	...	18,068
Regional Information Sharing System.....	...	20,000	20,000	...	20,000	20,000
Civil Rights Enforcement Partnership.....	5,000	5,000
White Collar Crime Info. Center.....	...	7,350	7,350	...	9,250	9,250
Counterterrorism Programs.....	171,000	171,000
Management and Administration.....	835	38,103	835	38,103	915	46,820	915	46,820
Subtotal Justice Assistance.....	835	153,798	...	900	835	154,698	915	345,295	...	900	915	346,195
<u>State and Local Law Enforcement Assistance</u>												
Byrne Formula Grants.....	...	505,000	505,000	400,000	...	400,000
Byrne Discretionary Grants.....	...	47,000	47,000	59,950	...	59,950
Subtotal State and Local Law Enforcement.....	...	552,000	552,000	459,950	...	459,950
<u>Juvenile Justice Programs</u>												
Title II - JJDP Programs.....	...	131,950	131,950	...	135,950	135,950
Part D - Gang Free Schools and Communities.....	...	12,000	12,000	...	12,000	12,000
Part E - State Challenge Activities.....	...	10,000	10,000	...	10,000	10,000
Part G - Mentoring.....	...	12,000	12,000	...	12,000	12,000
Title V Incentive Grants for Local Delinquency Prevention.....	...	95,000	95,000	...	95,000	95,000
Drug Prevention Demonstration Program.....	...	10,000	10,000	...	10,000	10,000
Victims of Child Abuse.....	...	7,000	...	12,000	...	19,000	...	7,000	...	12,000	...	19,000
Subtotal, Juvenile Justice Programs.....	...	277,950	...	12,000	...	289,950	...	281,950	...	12,000	...	293,950

STATE AND LOCAL ASSISTANCE PROGRAMS
(Dollars in thousands)

Budget Activity	FY 1999 Enacted						FY 2000 President's Request					
	Direct		Violent Crime Reduction Prog.		Total		Direct		Violent Crime Reduction Prog.		Total	
	Pos.	Amount	Pos.	Amount	Pos.	Amount	Pos.	Amount	Pos.	Amount	Pos.	Amount
Violent Crime Reduction Programs												
Weed and Seed Program.....	...	\$33,500	\$33,500	\$33,500	...	\$33,500
Criminal Records Upgrade.....	\$45,000	...	45,000
Prison Grant Programs.....	720,500	...	720,500	75,000	...	75,000
Drug Courts.....	40,000	...	40,000	50,000	...	50,000
Violence Against Women Act.....	270,750	...	270,750	270,750	...	270,750
State Criminal Alien Assistance Program.....	420,000	...	420,000	500,000	...	500,000
Residential Substance Abuse Treatment Program.....	63,000	...	63,000	65,100	...	65,100
Certainty of Punishment Grants.....	35,000	...	35,000
Indian Tribal Courts.....	5,000	...	5,000	5,000	...	5,000
Local Law Enforcement Block Grant.....	523,000	...	523,000
Juvenile Incentive Block Grant.....	250,000	...	250,000
Drug Testing and Intervention Program.....	100,000	...	100,000
DNA Identification - State Grants.....	15,000	...	15,000
Other Crime Control Programs:												
State and Local Law Enforcement:												
Law Enforcement Family Support Grants.....	1,500	...	1,500	1,500	...	1,500
Subtotal - State and Local.....	1,500	...	1,500	1,500	...	1,500
Federal Law Enforcement												
Telemarketing Fraud Prevention.....	2,000	...	2,000	2,000	...	2,000
Motor Vehicle Theft Prevention.....	1,300	...	1,300	1,300	...	1,300
Subtotal - Federal Law Enforcement.....	3,300	...	3,300	3,300	...	3,300
Management and Administration												
.....	[47,230]	[64,388]
Total - Violent Crime Reduction Programs.....	...	33,500	...	2,357,050	...	2,390,550	1,139,150	...	1,139,150
Total, Office of Justice Programs.....	835	1,017,248	...	2,369,950	835	3,387,198	915	\$627,245	...	1,612,000	915	2,239,245
COMMUNITY ORIENTED POLICING SERVICES												
Public Safety and Community Policing Grants.....	1,367,977	...	1,367,977	564,008	...	564,008
Police Corps Grants.....	30,000	...	30,000
Crime-Fighting Technologies.....	350,000	...	350,000
Community-Based Prosecutors Program.....	200,000	...	200,000
Community Crime Prevention Efforts Program.....	125,000	...	125,000
Management and Administration *.....	266	32,023	266	32,023	387	35,992	387	35,992
Total - Comm. Oriented Policing.....	266	1,430,000	266	1,430,000	387	1,275,000	387	1,275,000
TOTAL - ALL PROGRAMS.....	835	1,017,248	266	3,799,950	1,101	4,817,198	915	627,245	387	2,887,000	1,302	3,514,245

* In addition, as part of the 2000 budget request, and as depicted on page 152, \$7,731,000 will also be available for management and administration from several new programs proposed under the Community Oriented Policing Services appropriation.

OFFICE OF JUSTICE PROGRAMS - JUSTICE ASSISTANCE
(Dollars in thousands)

	Perm. Pos. 1/	FTE	Amount
1998 actuals.....	743	661	\$184,185
1999 appropriation as enacted.....	407	424	147,151
Transfers/Reimbursements from:			
Violent Crime Reduction Programs, OJP for administrative functions.....	428	387	[47,230] 2/
Reimbursable Workyears from the Community Oriented Policing Services Office.....	...	39	...
Juvenile Justice appropriation for administrative functions.....	6,647
1999 appropriation anticipated.....	835	850	153,798
Transfer from the Counterterrorism Fund of funding for state and local domestic preparedness assistance.....	18	3	135,000 3/
Increases.....	7	53	7,925
2000 base.....	860	906	296,723
Transfers from Violent Crime Reduction Programs, OJP, for administrative functions.....	42	22	[17,158] 4/
Program Changes.....	13	8	48,572
2000 estimate.....	915 1	936	345,295

1/ Total does not include 39 reimbursable positions to administer the COPS program.

2/ These positions are necessary to administer the VCR Program in 1999. Associated dollars are in brackets for display purposes only and are a non-add.

3/ This transfer would move \$135,000,000 for state and local domestic preparedness assistance from the Counterterrorism Fund to OJP. This amount includes \$2,000,000 for management costs of the counterterrorism programs.

4/ These additional positions are necessary to administer the VCR Program in 2000. Associated dollars are in brackets for display purposes and are a non-add. Total estimated VCR administrative dollars proposed for 1999 are \$47,230,000.

OFFICE OF JUSTICE PROGRAMS - JUSTICE ASSISTANCE

(Dollars in thousands)

Comparison by activity and program	1999 Appropriation Anticipated			2000 Base			2000 Estimate			Increase/Decrease		
	Perm Pos.	FTE	Amount	Perm Pos.	FTE	Amount	Perm Pos.	FTE	Amount	Perm Pos.	FTE	Amount
1. Research, Evaluation, and Demonstration.....	\$46,148	\$46,148	\$43,448	(\$2,700)
2. Criminal Justice Statistical Programs.....	25,029	27,109	32,609	5,500
3. Missing children.....	17,168	17,168	17,168	0
4. Regional Information Sharing System.....	20,000	20,000	20,000	0
5. Civil Rights Enforcement Partnership.....	5,000	5,000
6. White Collar Crime Information Center.....	7,350	7,350	9,250	1,900
7. Counterterrorism Programs.....	133,000	171,000	38,000
8. Management and Administration.....	835	850	38,103	860	906	45,948	915	936	46,820	55	30	872
Total.....	835	850	153,798	860	906	296,723	915	936	345,295	55	30	48,572

Program Changes

Research and Evaluation / National Institute of Justice:

Arrestee Drug Abuse Monitoring.....	\$4,800
-------------------------------------	-----	-----	---------

This increase will expand the Arrestee Drug Abuse Monitoring System (ADAM) from 35 sites to 50 sites. The ADAM program is the only federally-funded drug use prevalence program which directly addresses the relationship between drug use and criminal behavior; ADAM findings are processed and released immediately and allow for quarterly monitoring in changes of use of a wide range of drugs by numerous subgroups of the offender population, providing local and national policymakers a strong basis from which to make policy decisions. Increasing the number of program sites will expand the ability to directly inquire into drug problems in particular cities, and allow the program to more accurately estimate drug use at the national level. In addition, as urban areas have traditionally been the focus of government anti-drug and anti-crime measures, and very little is known about the relationship between drugs and crime in rural, suburban or tribal settings, an outreach effort will be initiated to understudied areas such as rural, suburban and Native American lands in the 35 existing sites.

Child Proof Gun & Gun Detection Technology Development.....	4,000
---	-----	-----	-------

Law enforcement officers in the line of duty face an ever-present threat of death or serious injury from the weapons they carry to protect themselves and the public: the risk that some day a service weapon may be taken and used against an officer or to harm others. The Smart Gun Technology research and development program will reduce the cost to human life resulting from the use of weapons taken from their owners. This program will expand the development, testing and replication of current technology and foster the development of additional "Smart Gun" technologies which also have the potential to save lives. "Smart-gun" technology is designed to disable a weapon that is not being held by its proper owner. There are several different and promising techniques on the drawing board for smart gun development: radio frequency, biometrics, voice recognition, and touch memory.

OFFICE OF JUSTICE PROGRAMS - JUSTICE ASSISTANCE
(Dollars in thousands)

<u>Program Changes</u>	<u>Perm Pos.</u>	<u>FTE</u>	<u>Amount</u>
<p>Investigative and Forensic Sciences.....</p> <p>There are presently no nationally recognized investigative and forensic science protocols to guide state and local law enforcement; police departments currently operate under a broad array of investigative and procedural guidelines based on state and local standards. This initiative will focus on the development of national guidelines for the identification, collection and preservation of both crime scene and eyewitness evidence. In addition, a national survey of forensic laboratories and their policies and procedures will be conducted to establish critical baseline data. This will be the first-ever national survey of forensic laboratories.</p>	\$2,000
<p>International Crime Research Program.....</p> <p>The requested enhancement would allow NIJ's International Center to implement an International Crime Research Program to support the goals and objectives of the President's International Crime Control Strategy. This initiative will also allow NIJ to support other Department components' international activities, and to share criminal justice information with an international audience of practitioners and researchers. This program would help the Department to develop and share knowledge in support of federal law enforcement efforts to assist justice agencies in emerging democracies, and to share knowledge developed through a variety of research, evaluative and technology-related practices with law enforcement and criminal justice practitioners and researchers both in the United States and abroad.</p>	1,500
<p>Technology Centers.....</p> <p>The budget proposes relocating funding for the National Institute of Justice's Technology Centers to the COPS Program under the Twenty-First Century Policing Initiative.</p>	(10,000)
<p>DNA Research and Development.....</p> <p>The budget proposes relocating funding for the National Institute of Justice's DNA Research and Development Program to the COPS Program under the Twenty-First Century Policing Initiative.</p>			(5,000)
<u>Criminal Justice Statistics / Bureau of Justice Statistics:</u>			
<p>Performance Measurement of the National Drug Control Strategy.....</p> <p>Resources are requested to collect and analyze data required for use by the Administration in measuring the performance and results of the National Drug Control Strategy. The Office of National Drug Control Policy (ONDCP) Performance Measures of Effectiveness presents an integrated system of 94 measures to track the Nation's progress in achieving the goals and objectives of the National Drug Control Strategy. For almost three-quarters of the measures, the Department of Justice and its agencies are designated as the reporting or supporting agencies. In order to meet the reporting requirements as specified in the ONDCP Performance Measurement System, several new data collections and enhancements to existing data series are necessary.</p>	2,000

OFFICE OF JUSTICE PROGRAMS - JUSTICE ASSISTANCE
(Dollars in thousands)

<u>Program Changes</u>	<u>Perm Pos.</u>	<u>FTE</u>	<u>Amount</u>
Tribal Criminal Justice Statistics.....	\$2,000
<p>This increase will allow BJS to conduct a national census of tribal criminal justice agencies and related statistical activities to improve the Nation's understanding of crime and the administration of justice among Native Americans. At present, there is no coherent and uniform manner for defining criminal conduct or victimization, measuring its incidence and prevalence, examining the response to crime, assessing case processing, or systematically understanding how criminal matters are adjudicated and disposed of on Native American lands.</p>			
Hate Crime Reporting and Statistics.....	1,000
<p>This enhancement would be used to add a hate crimes supplement to the National Crime Victimization Survey to capture victim estimates of the prevalence of bias-related crime.</p>			
Study on Discrimination.....	500
<p>This enhancement will provide for the development and monitoring of statistical measures designed to examine concerns about racial discrimination in the administration of justice. This effort by the Department, part of a larger government-wide initiative inspired by the President's Initiative on Race, will enhance existing statistical series which collect felony case-processing information from representative samples of jurisdictions. Study of this data will expand the capacity of the Department to estimate the impact of non-legally relevant factors, such as defendant race, at each stage of case-processing, and to monitor changes in their proportional contribution to case outcome over time.</p>			
Civil Rights Enforcement Partnership.....	5,000
<p>State attorneys general have a vital role to play as partners in eliminating discrimination through civil rights enforcement. The Civil Rights Enforcement Partnership will provide competitive grants to help build the capacity of states to address specific enforcement issues within their jurisdictions by hiring additional staff.</p>			
National White Collar Crime Center.....	1,900
<p>This enhancement is for the National White Collar Crime Center (NWCCC) to provide training and technical assistance relating to computer crimes to state and local law enforcement and regulatory agencies. These resources will support the NWCCC's role as the primary state and local liaison and training arm of the National CyberCrime Training Partnership. The NWCCC will also act as a clearinghouse, providing information on all federal computer crime training available to state and locals, as well as a "yellow pages" of resources available in forensic computer science, computer and network investigations.</p>			
Counterterrorism Programs.....	38,500
<p>The President's Budget proposes transferring the \$135 million appropriated in the Counterterrorism Fund in 1999 for state and local domestic preparedness assistance to OJP in 2000. In addition, it proposes restructuring \$31.5 million of these resources, eliminating</p>			

OFFICE OF JUSTICE PROGRAMS - JUSTICE ASSISTANCE

(Dollars in thousands)

Program Changes

Perm
Pos. FTE Amount

funding for four programs [Direct Grants to Municipal Fire/EMS Services (\$16 million), Grants to Emergency Response Services for radio equipment (\$4 million), the National Domestic Preparedness Consortium (\$8 million), and Situational Exercises (\$3.5 million)], and redirecting that \$31.5 million, which when combined with the requested increase of \$38.5 million, will allow \$70 million to be provided for the following 5 enhancements:

\$45 million for the Bomb Technician Equipment Program, which will provide State and local bomb technician squads with the specialized equipment necessary to allow these squads to detect and react to a chemical or biological weapon threat or release. This program is administered through the FBI.

\$6 million to expand the First Responder Equipment Acquisition Grant Program, which provides grants to metropolitan jurisdictions, states and territories for the procurement of personal protection, chemical and biological detection, collection, and decontamination equipment for first responders. This equipment is essential to building our Nation's capability to effectively respond to incidents of terrorism involving weapons of mass destruction.

\$9 million for the operations of the Center for Domestic Preparedness at Fort McClellan, AL. The Center for Domestic Preparedness, through its Chemical Defense Training Facility, which is the only "live-agent" training facility in the United States, provides state and local first responders with hands-on training necessary to effectively plan for and respond to incidents of domestic terrorism involving chemical or biological agents and nuclear and explosive devices. This enhancement is necessary to allow training operations to continue at Fort McClellan in light of the increased costs OJP will face following the formal closure of the Army Base on September 30, 1999.

\$7 million for a Law Enforcement First Responder Training Program, consisting of a 2-day basic awareness course which will utilize both "train-the-trainer" and "on-site training" approaches to provide state and local law enforcement officers with the basic training and skills necessary to fulfill their role as first responders to a weapons of mass destruction terrorist incident.

\$3 million to expand OJP's targeted technical assistance program, designed to provide reactive, individualized technical assistance to state and local jurisdictions participating in OJP's domestic preparedness programs. Technical assistance will address specific jurisdictional problems or concerns with the implementation of OJP's domestic preparedness programs.

OFFICE OF JUSTICE PROGRAMS - JUSTICE ASSISTANCE
(Dollars in thousands)

<u>Program Changes</u>	<u>Perm Pos.</u>	<u>FTE</u>	<u>Amount</u>
<u>Management and Administration:</u>			
Staffing in Support of Requested Programmatic Increases.....	13	8	\$372

A program increase of 13 positions, 8 workyears and \$372,000 is requested in the Justice Assistance appropriation in support of the Investigative and Forensic Sciences and International Crime Research Initiatives described above, as well as the Drug Prevention Demonstration and Youth Gun Violence Initiatives earmarked within the Juvenile Justice Title V - At Risk Children's Program. Positions are also requested for the administration of OJP's Counterterrorism Programs; funding for these positions is provided from the First Responder Equipment Acquisition Grant Program.

The proposed staffing increase in support of programmatic increases breaks down as follows:

<u>Program</u>	<u>Pos.</u>	<u>FTE</u>	<u>Amount</u>	<u>Bureau</u>
Investigative and Forensic Sciences	1	1	63	National Institute of Justice
International Crime Research	1	1	51	National Institute of Justice
Drug Prevention Demo. Program	2	1	129	Office of Juvenile Justice and Delinquency Prevention
Youth Gun Violence Initiative	2	1	129	Office of Juvenile Justice and Delinquency Prevention
Counterterrorism Programs	<u>7</u>	<u>4</u>	<u>[500]</u> 1/	Office of the Assistant Attorney General
	13	8	372	

1/ This will be funded from program money provided for counterterrorism programs

Total Program Changes, Justice Assistance.....	13	8	48,572
--	----	---	--------

OFFICE OF JUSTICE PROGRAMS - STATE AND LOCAL LAW ENFORCEMENT ASSISTANCE
(Dollars in thousands)

	<u>Perm.</u> <u>Pos.</u>	<u>FTE</u>	<u>Amount</u>
1998 actuals.....	\$511,198
1999 appropriation as enacted.....	552,000 1/
2000 base.....	[552,000]
Program Changes.....	[-92,050]
2000 estimate.....	[459,950]

<u>Comparison by activity and program</u>	<u>1999 Appropriation as Enacted</u>			<u>2000 Base</u>			<u>2000 Estimate</u>			<u>Increase/Decrease</u>		
	<u>Perm</u> <u>Pos.</u>	<u>FTE</u>	<u>Amount</u>	<u>Perm</u> <u>Pos.</u>	<u>FTE</u>	<u>Amount</u>	<u>Perm</u> <u>Pos.</u>	<u>FTE</u>	<u>Amount</u>	<u>Perm</u> <u>Pos.</u>	<u>FTE</u>	<u>Amount</u>
1. Edward Byrne Discretionary Grants..	\$47,000	[\$47,000]	[\$59,950]	[\$12,950]
2. Edward Byrne Formula Grants.....	505,000	[505,000]	[400,000]	[-105,000]
Total.....	<u>0</u>	<u>0</u>	<u>552,000</u>	<u>0</u>	<u>0</u>	<u>0</u>	<u>0</u>	<u>0</u>	<u>0</u>	<u>0</u>	<u>0</u>	<u>0</u>

1/ The 1999 appropriation provided \$552,000,000 for Byrne programs: \$47,000,000 for discretionary grants and \$505,000,000 for formula grants.
Total funding for the Byrne Programs is requested from the Violent Crime Reduction Trust Fund in 2000, as shown in the brackets above and on page 148.

WEED AND SEED PROGRAM FUND
(Dollars in Thousands)

	<u>Perm.</u> <u>Pos.</u>	<u>FTE</u>	<u>Amount</u>
1998 actuals.....	42,220 1/
1999 appropriation as enacted.....	33,500
Increases.....
2000 base.....	33,500
Program changes
2000 estimate.....	33,500

1/ Obligations are shown for comparison purposes. Obligations were actually incurred against the State and Local Assistance appropriation and are included in that total.

<u>Comparison by activity and program</u>	<u>1999 Appropriation Enacted</u>			<u>2000 Base</u>			<u>2000 Estimate</u>			<u>Increase/Decrease</u>		
	<u>Perm</u> <u>Pos.</u>	<u>FTE</u>	<u>Amount</u>	<u>Perm</u> <u>Pos.</u>	<u>FTE</u>	<u>Amount</u>	<u>Perm</u> <u>Pos.</u>	<u>FTE</u>	<u>Amount</u>	<u>Perm</u> <u>Pos.</u>	<u>FTE</u>	<u>Amount</u>
Weed and Seed Program.....	33,500	33,500	33,500

NOTES: Consistent with the 1999 appropriation, the 2000 budget request proposes separate funding for the Weed and Seed Program. Furthermore, the 2000 request proposes that Weed and Seed will be funded from the Violent Crime Reduction Trust Fund.

The 1999 appropriation provides \$6,500,000 from the Assets Forfeiture Fund Super Surplus for Weed and Seed providing a total availability of \$40,000,000. The 2000 budget request assumes \$6,500,000 will be available again for Weed and Seed from the Assets Forfeiture Fund Super Surplus.

OFFICE OF JUSTICE PROGRAMS - JUVENILE JUSTICE PROGRAMS
(Dollars in thousands)

	<u>Perm.</u> <u>Pos.</u>	<u>FTE</u>	<u>Amount</u>
1998 actuals.....	\$217,920
1999 appropriation as enacted.....	284,597
Transfers to:			
Justice Assistance appropriation for administrative functions.....	(6,647)
1999 appropriation anticipated.....	<u>0</u>	<u>0</u>	<u>277,950</u>
2000 base.....	277,950
Program Changes (detailed below).....	4,000
2000 estimate.....	281,950

<u>Comparison by activity and program</u>	<u>1999 Appropriation Anticipated</u>			<u>2000 Base</u>			<u>2000 Estimate</u>			<u>Increase/Decrease</u>		
	<u>Perm Pos.</u>	<u>FTE</u>	<u>Amount</u>	<u>Perm Pos.</u>	<u>FTE</u>	<u>Amount</u>	<u>Perm Pos.</u>	<u>FTE</u>	<u>Amount</u>	<u>Perm Pos.</u>	<u>FTE</u>	<u>Amount</u>
1. Title II - Juvenile Justice and Delinquency Prevention.....	\$131,950	\$131,950	\$135,950	\$4,000
2. Part D - Gang-Free Schools and Communities.....	12,000	12,000	12,000	0
3. Part E - State Challenge Activities.....	10,000	10,000	10,000	0
4. Part G - Mentoring.....	12,000	12,000	12,000	0
5. Title V - Incentive Grants for Local Delinquency Prevention.....	95,000	95,000	95,000	0
6. Drug Prevention Demonstration Program.....	10,000	10,000	10,000	0
7. Victims of Child Abuse.....	7,000	7,000	7,000	0
Total.....	277,950	277,950	281,950	4,000

<u>Program Changes</u>	<u>Perm.</u> <u>Pos.</u>	<u>FTE</u>	<u>Amount</u>
Evaluation of Comprehensive Strategies.....	\$4,000

\$4 million to allow the Office of Juvenile Justice and Delinquency Prevention (OJJDP) to conduct a full outcome evaluation of its Comprehensive Strategy for Serious, Violent, and Chronic Juvenile Offenders. This strategy, the foundation of OJJDP's programming since 1993, is currently being implemented in 5 states, with an additional

OFFICE OF JUSTICE PROGRAMS - JUVENILE JUSTICE PROGRAMS
(Dollars in thousands)

Program Changes

3 states identified to begin implementation. It combines research-based risk focused prevention with early intervention and a range of graduated sanctions to provide communities with a comprehensive approach for reducing juvenile crime and victimization. This increase will allow OJJDP to measure the program's success by tracking the number of sites completing integration of the Comprehensive Strategy into their performance review process. Data will be collected regarding the juveniles served to determine both how the Strategy affected risk factors and protective factors, and whether these changes resulted in a decrease in recidivism or initiation of delinquent behavior.

Perm.
Pos. FTE Amount

Total Program Changes, Juvenile Justice Programs.....	\$4,000
---	-----	-----	----------------

The Juvenile Justice Programs request also contains several important earmarks:

<u>Program</u>	<u>Earmark</u>	<u>\$(000)</u>
Title V	Tribal Youth	20,000
Title V	Drug Demonstration Program	10,000
Title V	Reduction of Youth Gun Violence	10,000

VIOLENT CRIME REDUCTION PROGRAMS – OFFICE OF JUSTICE PROGRAMS
(Dollars in thousands)

	Perm. Pos.	FTE	Amount
1998 actuals.....	0	0	\$2,361,644
1999 appropriation as enacted.....	428	426	2,369,950
Transfer to Justice Assistance Appropriation for administrative functions 1/.....	<u>(428)</u>	<u>(426)</u>	<u>[-47,230]</u>
1999 appropriation anticipated.....	0	0	2,369,950
Transfer From State and Local Law Enforcement Assistance of Byrne Programs 2/.....	0	0	552,000
Transfer of Weed and Seed Funding from Direct appropriation to Violent Crime Trust Fund 3/.....	<u>0</u>	<u>0</u>	<u>33,500</u>
2000 base.....	0	0	2,955,450
Net program changes 4/.....	42	22	(1,343,450)
Transfer to Justice Assistance Appropriation for administrative functions 1/.....	<u>(42)</u>	<u>(22)</u>	<u>[-17,158]</u>
2000 estimate 5/.....	0	0	1,612,000

1/ Associated funding for personnel is in brackets for display purposes only and is not additive.

2/ Funding of \$505,000,000 for the Byrne Formula Grant and \$47,000,000 for the Byrne Discretionary Grant Program are proposed for transfer to the Violent Crime Reduction Trust Fund, providing total base funding of \$552,000,000 for Byrne Programs. In addition to base funding, a program increase of \$12,950,000 is proposed in the Byrne Discretionary Grant Program, and a decrease of \$105,000,000 is proposed for the Byrne Formula Grant Program.

3/ The 2000 President's Budget proposes funding the Weed and Seed Program from the Violent Crime Trust Fund. However, the budget request proposes to maintain separate appropriations language for Weed and Seed. Funding of \$33,500,000 is proposed in 2000.

4/ This net program change includes a program increase of 42 positions and 22 workyears and associated funding for the management and administration of programs funded from the VCRP appropriation. The portion of the program change dollars that supports the additional personnel is shown in brackets for display purposes only and is not additive.

5/ The 2000 request for the Violent Crime Trust Fund contains several earmarks:

<u>Program</u>	<u>Earmark</u>	<u>\$(000)</u>
Byrne Discretionary Grants	U.S. Attorneys Training Center	\$4,500
Byrne Discretionary Grants	Security at Health Care Facilities	4,500
Byrne Formula Grants	Evaluation of Byrne Programs	5,000
Prison Grant Program	Prisons-At-Work	6,000
Prison Grant Program	Cooperative Agreement Program	35,000
Prison Grant Program	Detention facilities in Indian Country	34,000
Grants to Combat Violence Against Women	Civil legal assistance programs	18,000
Grants to Combat Violence Against Women	Violence Against Women Research	5,200
Grants to Combat Violence Against Women	Family Violence Research	5,000
Grants to Combat Violence Against Women	U.S. Attorneys D.C. domestic violence	1,196
Grants to Combat Violence Against Women	Safe Start Program	10,000
Drug Testing and Intervention Program	Indian Country (set-aside but not hard earmark)	10,000

VIOLENT CRIME REDUCTION PROGRAMS – OFFICE OF JUSTICE PROGRAMS
(Dollars in thousands)

Comparison by activity and program	1999 Appropriation Anticipated			2000 Base			2000 Estimate			Increase/Decrease		
	Perm Pos.	FTE	Amount	Perm Pos.	FTE	Amount	Perm Pos.	FTE	Amount	Perm Pos.	FTE	Amount
1. Byrne Formula Grants.....	0	0	\$0	0	0	\$505,000	0	0	\$400,000	0	0	(\$105,000)
2. Byrne Discretionary Grants.....	0	0	0	0	0	47,000	0	0	59,950	0	0	12,950
3. Weed and Seed Program.....	0	0	0	0	0	33,500	0	0	33,500	0	0	0
4. Criminal Records Upgrade..1/.....	0	0	45,000	0	0	45,000	0	0	0	0	0	(45,000)
5. Prison Grant Program.....	0	0	720,500	0	0	720,500	0	0	75,000	0	0	(645,500)
6. Drug Courts.....	0	0	40,000	0	0	40,000	0	0	50,000	0	0	10,000
7. Violence Against Women Act.....	0	0	272,750	0	0	272,750	0	0	272,750	0	0	0
8. Victims of Child Abuse.....	0	0	10,000	0	0	10,000	0	0	10,000	0	0	0
9. State Criminal Alien Assistance.....	0	0	420,000	0	0	420,000	0	0	500,000	0	0	80,000
10. Residential Substance Abuse Treatment Program.....	0	0	63,000	0	0	63,000	0	0	65,100	0	0	2,100
11. Certainty of Punishment Grants.....	0	0	0	0	0	0	0	0	35,000	0	0	35,000
12. Indian Tribal Courts.....	0	0	5,000	0	0	5,000			5,000	0	0	0
13. Local Law Enforcement Block Grant.....	0	0	523,000	0	0	523,000	0	0	0	0	0	(523,000)
14. Juvenile Incentive Block Grant.....	0	0	250,000	0	0	250,000	0	0	0	0	0	(250,000)
15. Drug Testing and Intervention Program.....	0	0	0	0	0	0	0	0	100,000	0	0	100,000
16. DNA Identification Grants.....1/.....	0	0	15,000	0	0	15,000	0	0	0	0	0	(15,000)
17. All Other Crime Control Programs ...2/.....	0	0	5,700	0	0	5,700	0	0	5,700	0	0	0
18. Management and Administration.....	0	0	[47,230]	0	0	[47,230]	0	0	[64,388]	0	0	[17,158]
Total.....	0	0	2,369,950	0	0	2,955,450	0	0	1,612,000	0	0	(1,343,450)

1/ These programs are funded in the COPS appropriation in 2000 as part of the 21st Century Policing Initiative

2/ Includes Missing Alzheimer's resources totaling \$900,000.

Program Changes

	Perm. Pos.	FTE	Amount
Byrne Formula Grants.....	0	0	(\$105,000)

The decrease proposed in the 2000 budget will result in total funding of \$400,000,000 for this program in 2000. Within that amount, an earmark of \$5,000,000 is proposed to perform evaluations on programs funded by the Byrne Formula Grant Program.

VIOLENT CRIME REDUCTION PROGRAMS – OFFICE OF JUSTICE PROGRAMS
(Dollars in thousands)

<u>Program Changes</u>	<u>Perm. Pos.</u>	<u>FTE</u>	<u>Amount</u>
Byrne Discretionary Grants/Hate Crimes.....	0	0	\$1,250
<p>This increase contains three components that are part of the Administration's Hate Crime Initiative. An increase of \$1,000,000 is requested to develop and provide training for state, local, and federal criminal practitioners. An enhancement of \$200,000 is requested to develop partnerships at various levels of government to respond to hate crimes and to disseminate successful program strategies. Finally, \$50,000 is requested to partner with public and private organizations to develop public service announcements to combat hate crimes.</p>			
Byrne Discretionary Grants/Health Care Provider Protection.....	0	0	4,500
<p>This increase is to provide security assessments, and, where necessary, security improvements to reproductive health clinics at high risk of violence. Such security improvements might include closed circuit camera systems, improved lighting, motion detectors, alarm systems, or bullet-resistant windows.</p>			
Byrne Discretionary Grants/Demonstration Program on the Relationship of Alcohol and Crime.....	0	0	7,200
<p>Of this amount, \$4 million will be used to award grants to 13 communities to develop comprehensive community-level enforcement and prevention programs aimed at combating underage drinking, drinking and driving, and alcohol-related crimes so that the link between alcohol abuse and crime can be broken. The remaining money will be used to conduct additional research and develop statistics on the relationship between alcohol and crime and to disseminate effective practices dealing with alcohol abuse.</p>			
Criminal Records Upgrade Program.....	0	0	(45,000)
<p>The 2000 budget proposes that the authority for this program be broadened. The new program is included under the COPS Appropriation as part of the 21st Century Policing Initiative. However, it will continue to be administered by the Bureau of Justice Statistics.</p>			
Prison Grant Program.....	0	0	(645,500)
<p>The 2000 budget proposes to eliminate this program, although \$35,000,000 in funding will be provided for the Cooperative Agreement Program, \$34,000,000 will be provided for detention facilities in Indian Country, and \$6,000,000 will be provided to fund a Prisons-At-Work Program. This new program will build upon federal experience and expertise in administering prison-industry programs to develop national models and strategies to assist state prison systems in increasing inmate employment and transitioning offenders to full-time</p>			

VIOLENT CRIME REDUCTION PROGRAMS – OFFICE OF JUSTICE PROGRAMS
(Dollars in thousands)

<u>Program Changes</u>	<u>Perm. Pos.</u>	<u>FTE</u>	<u>Amount</u>
<p>employment upon release. Two strategies will be employed in the implementation of this program: a model "Prison at Work" program and a "Model Industry" innovations grant program. In three "Prison at Work" sites, the program will work intensively over several years to remove barriers to employment and to increase the number of inmates employed. In "Model Industry" innovation sites, incentive grants will be offered to test innovative prison employment experiments within 40-60 state prisons. In addition, technical assistance and training will be provided to participating sites, multi-site outcome evaluations of both program elements will be conducted, and information and findings will be disseminated nationally to inform policy makers and practitioners of what works, what doesn't, and what is promising in prison employment approaches.</p>			
<p>Drug Courts.....</p> <p>This program targets non-violent offenders. This increase will be used to provide grants to plan, establish, or enhance state and local drug courts that provide specialized treatment, rehabilitation, and supervision of certain types of nonviolent substance abusing offenders. This will provide a total of \$50,000,000 for the Drug Courts Program.</p>	0	0	\$10,000
<p>State Criminal Alien Assistance Program.....</p> <p>This program reimburses states and units of local government for their costs of incarcerating illegal criminal aliens. The total 2000 request for the State Criminal Alien Assistance Program is for \$500,000,000. The \$500,000,000 represents a decrease of \$85,000,000 from the total amount appropriated in 1999.</p>	0	0	80,000
<p>Residential Substance Abuse Treatment Program.....</p> <p>This program provides formula grants to states for use by state and local governments to develop and implement residential substance abuse treatment programs within state and local correctional and detention facilities where inmates are incarcerated for sufficient time to permit such treatment. Total availability for 2000 would be \$65,100,000.</p>	0	0	2,100
<p>Certainty of Punishment Grants.....</p> <p>This new program will provide grants to states for use by states and units of local government to develop alternative methods of punishment for young offenders to traditional forms of incarceration and probation. These alternative methods would ensure certain punishment for young offenders and promote reduced recidivism, crime prevention, and assistance to victims, and would</p>	0	0	35,000

VIOLENT CRIME REDUCTION PROGRAMS – OFFICE OF JUSTICE PROGRAMS
(Dollars in thousands)

<u>Program Changes</u>	<u>Perm. Pos.</u>	<u>FTE</u>	<u>Amount</u>
<p>be targeted particularly to young offenders who can be punished more effectively in an environment other than a traditional correctional facility. These methods would include alternative sanctions that create accountability and certain punishment for young offenders, restitution programs, education and job training programs, and correctional options such as electronic monitoring and community-based and weekend incarceration.</p>			
<p>Local Law Enforcement Block Grant.....</p>	0	0	(\$523,000)
<p>The 2000 budget proposes eliminating funding for this program.</p>			
<p>Juvenile Incentive Block Grant.....</p>	0	0	(250,000)
<p>The 2000 budget proposes eliminating funding for this program.</p>			
<p>Drug Testing and Intervention Initiative.....</p>	0	0	100,000
<p>The 2000 budget proposes a new program that would provide discretionary grants to states and units of local government and state and local courts for planning, implementation and enhancement of comprehensive programs of drug testing, drug treatment, and graduated sanctions for individuals within the criminal justice system. Systematic drug testing -- under the coercion of the criminal justice system -- is an important tool for criminal justice agencies concerned with controlling drug abuse among the offender population. When compared to substance abusers who voluntarily enter treatment, those coerced into treatment through the criminal justice system are just as likely to succeed. Since the majority of drug users are processed through some part of the criminal justice system during their drug-use careers, it makes sense to consider that system as a location for intervention. Of the \$100 million requested, \$10 million is specifically for Indian tribes.</p>			
<p>DNA Identification Grants.....</p>	0	0	(15,000)
<p>The 2000 budget proposes that the authority for this program be broadened. The new program is included under the COPS appropriation as part of the 21st Century Policing Initiative. However, it will continue to be administered by the National Institute of Justice</p>			

VIOLENT CRIME REDUCTION PROGRAMS – OFFICE OF JUSTICE PROGRAMS
(Dollars in thousands)

<u>Program Changes</u>	<u>Perm.</u> <u>Pos.</u>	<u>FTE</u>	<u>Amount</u>
Management and Administration.....	0	0	[17,158]

A program increase of 42 positions, 22 workyears, and \$17,158,000 is requested for management and administration of the Violent Crime Reduction Programs. By law, a portion of the funds appropriated for the crime control programs may be transferred to the Office of Justice Programs' Justice Assistance appropriation to ensure effective management of these programs, and the efficient disbursement of grant funds. The 1999 request for administrative resources represents approximately five percent of the total funding requested for the Violent Crime Reduction Programs appropriation. The following table reflects the crime control programs from which the requested administrative resources are derived.

<u>Violent Crime Reduction Program</u>	<u>Total VCRP</u> <u>Funds</u>	<u>Admin.</u> <u>Resources</u>	<u>Net Program</u> <u>Funds</u>
Byrne Formula Grants	\$400,000	\$16,040	\$383,960
Byrne Discretionary Grants	59,950	2,404	57,546
Weed and Seed	33,500	1,088	32,412
Prison Grant Program	75,000	3,006	71,994
Drug Courts	50,000	2,005	47,995
Violence Against Women Act	272,750	10,858	261,892
Victims of Child Abuse	10,000	481	9,519
State Criminal Alien Assistance Program	500,000	20,052	479,948
Residential Substance Abuse Treatment Prog	65,100	2,611	62,489
Certainty of Punishment Grants	35,000	1,404	33,596
Indian Tribal Courts	5,000	201	4,799
Drug Testing and Intervention	100,000	4,010	95,990
Other Crime Control Programs	<u>5,700</u>	<u>228</u>	<u>5,472</u>
	1,612,000	64,388	1,547,612

Total, Violent Crime Reduction Programs.....	0	0	(1,343,450)
--	---	---	-------------

COMMUNITY ORIENTED POLICING SERVICES
(Dollars in thousands)

	Perm. Pos.	FTE	Amount
1998 actuals.....	266	182	\$1,637,349
1999 appropriation as enacted.....	266	266	1,430,000
2000 base.....	266	266	1,430,000
Program changes (detailed below).....	<u>121</u>	<u>61</u>	<u>(155,000)</u>
2000 estimate 1/.....	387	327	1,275,000

1/ Note that the 2000 estimate consists of \$1,175,000,000 of funding from the Violent Crime Reduction Trust Fund and \$100,000,000 in direct appropriations. The budget contains a separate proposal within the Commerce Department to establish a new analog spectrum fee for commercial broadcasters. Should this proposal be enacted, \$100,000,000 of the fee receipts would be used to finance the Public Safety Telecommunications Assistance Program and the Global Criminal Justice Information Network Initiative, which are funded from the \$100,000,000 in direct appropriations included in the 2000 COPS budget. This would reduce the request for this appropriation to a total of \$1,175,000,000.

Comparison by activity and program	1999 Appropriation as Enacted			2000 Base			2000 Estimate			Increase/Decrease		
	Perm Pos.	FTE	Amount	Perm Pos.	FTE	Amount	Perm Pos.	FTE	Amount	Perm Pos.	FTE	Amount
1. Public Safety and Community Policing Grants 1/...2/.....	0	0	\$1,367,977	0	0	\$1,366,308	0	0	\$564,008	0	0	(\$802,300)
2. Police Corps.....	0	0	30,000	0	0	30,000	0	0	0	0	0	(30,000)
3. Crime-Fighting Technologies Program.....3/...4/.....	0	0	0	0	0	0	0	0	350,000	0	0	350,000
4. Community-Based Prosecutors Program...3/.....	0	0	0	0	0	0	0	0	200,000	0	0	200,000
5. Community Crime Prevention Efforts Program....3/.....	0	0	0	0	0	0	0	0	125,000	0	0	125,000
6. Managmt. & Administration 1/...	<u>266</u>	<u>266</u>	<u>32,023</u>	<u>266</u>	<u>266</u>	<u>33,692</u>	<u>387</u>	<u>327</u>	<u>35,992</u>	<u>121</u>	<u>61</u>	<u>2,300</u>
Total.....	266	266	1,430,000	266	266	1,430,000	387	327	1,275,000	121	61	(155,000)

1/ Adjustments to base totaling \$1,669,000 have been included in the Management and Administration amount. The Public Safety and Community Policing Grants amount has been reduced by \$1,669,000, so that total funding between the two programs is maintained at \$1,400,000,000.

COMMUNITY ORIENTED POLICING SERVICES
(Dollars in thousands)

- 2/ This proposed program contains several earmarks. There are earmarks of \$25,000,000 to continue the bulletproof vest program and \$30,000,000 to continue the Police Corps Program, both of which will be administered by the Office of Justice Programs. An earmark of \$20,000,000 has been included to establish a National Police Officer Scholarship Program, and an earmark of \$20,000,000 has been included to fund programs to combat violence in schools.
- 3/ Funding to administer these new programs (\$5,265,951) is included within total program funding. This funding will be used to pay for the salaries and related expenses of the 121 additional positions and 61 additional workyears shown under Management and Administration.
- 4/ Included within the \$350,000,000 proposed, is \$250,000,000 for programs that will be administered by the OJP. Several of these programs have been funded previously under various OJP appropriations. They are as follows: \$10,000,000 program for the National Institute of Justice's (NIJ's) Technology Centers, \$5,000,000 for NIJ's DNA research and development program, \$55,000,000 to expand NIJ's DNA Identification Program to include general forensic sciences, and \$50,000,000 to expand the Bureau of Justice Statistics' Criminal Records Upgrade Program to include the purposes authorized under the Crime Identification Technology Act of 1998.

This budget request reflects the Administration's recently announced proposal to renew the COPS program for another five years. This proposal, called the 21st Century Policing Initiative, will not only provide funding for additional officers, but it also proposes more money for law enforcement technology and community-based crime prevention programs.

<u>Program Changes</u>	<u>Perm. Pos.</u>	<u>FTE</u>	<u>Amount</u>
Public Safety and Community Policing Grants.....	0	0	(\$802,300)

The \$564,008,000 remaining represents the programmatic portion of the \$600,000,000 initiative recently announced by the Administration to hire and provide assistance to officers. The remainder of the \$600,000,000 is reflected under the Management and Administration decision unit. This proposal renews the existing COPS program, and its goal is to hire more law enforcement officers and to train, educate and equip more police. These resources will be used to fund between 30,000-50,000 more law enforcement officers over the next five years, with a focus on crime "hot spots." The 2000 budget also proposes to broaden the definition of the type of law enforcement officers that can be funded under this program to community law enforcement officers, which would allow the hiring of probation and parole officers. In addition to hiring, this initiative contains several important earmarks to fund programs that support law enforcement enforcement officers. An earmark of \$25,000,000 will be used to continue the new discretionary grant program begun in 1999 that provides bulletproof vests to state, local and Indian tribal governments for use by law enforcement officers. This funding also includes \$30,000,000 to continue the Police Corps Program and \$20,000,000 for the National Police Officer Scholarship Program, which will provide educational assistance to law enforcement officers. This funding also includes \$20,000,000 for programs to combat violence in schools and \$50,000,000 to help economically distressed communities to retain officers. An earmark of \$19,600,000 has also been included for District of Columbia Courts and Offender Supervision.

COMMUNITY ORIENTED POLICING SERVICES
(Dollars in thousands)

<u>Program Changes</u>	<u>Perm. Pos.</u>	<u>FTE</u>	<u>Amount</u>
Police Corps.....	0	0	(\$30,000)

The 1999 budget proposes a decrease of \$30,000,000 in 2000 because this program will be funded from the Public Safety and Community Policing Grants decision unit.

Crime-Fighting Technologies Program:

This new \$350,000,000 innovative program will help state and local law enforcement agencies to tap into new technologies that will allow them to fight crime more effectively. This program actually contains three different initiatives: \$100,000,000 for a crime analysis program, \$125,000,000 for improved public safety communications, and \$125,000,000 for crime-solving technologies.

Crime Analysis Program.....	0	0	100,000
-----------------------------	---	---	---------

This program will provide money for research, technical assistance, evaluation, and grants to utilize and improve crime-solving, data sharing, and crime forecasting technologies, including funds to promote crime mapping nationwide and funds to promote sophisticated crime analysis models. This program will help police combine real-time information about crime on the streets with the resources to find criminals and prevent future crime in a highly targeted way.

The improved public safety communications program (\$125,000,000) funds four separate initiatives, all of which will be administered by the Office of Justice Programs:

Public Safety Wireless Telecommunications Assistance Program.....	0	0	80,000
---	---	---	--------

The goal of this program is to ensure that state and local public safety wireless communications systems are compatible with federal law enforcement radio systems. Currently, every federal, state, and local law enforcement agency operates separate tactical radio networks in every metropolitan area in the country. As federal, state, and local law enforcement agencies begin to replace their current radio systems with digital narrowband systems, it is important to ensure that this next generation of radio technology is compatible at all levels of law enforcement. This program will provide grants to states to help them develop comprehensive telecommunications system plans, fund demonstration grants to assist jurisdictions in implementing public safety communication systems, and offer technical assistance to help jurisdictions in the planning and development process. The demonstration grants will be administered by the Commerce Department's National Telecommunications Information Administration.

COMMUNITY ORIENTED POLICING SERVICES
(Dollars in thousands)

<u>Program Changes</u>	<u>Perm. Pos.</u>	<u>FTE</u>	<u>Amount</u>
Global Criminal Justice Information Network Initiative.....	0	0	\$20,000

The goal of this program is to improve state and local criminal justice through the development of a nationwide network of criminal justice information systems where state and local authorities with responsibilities for law enforcement, courts, prosecution, public defense, corrections, probation and parole will have immediate access to information necessary to respond to and resolve the consequences of criminal activity. This funding will allow the Office of Justice Programs to expand the assistance it is already providing to state and local governments by funding a limited number of planning grants for states who would work with their local governments to develop strategies for integrating their existing criminal justice information systems. Pilot projects will also be conducted to enhance integration efforts that are already successful and to use these projects as learning laboratories for states. This initiative will also provide funding for peer-to-peer consulting at the state and local level. Resources are also included to allow for the dissemination of a wide variety of information to state and local jurisdictions, including best practices, current and planned integrated criminal justice initiatives, model legislation, and model procurement approaches. Funding will also be provided to develop standards, guidelines, and protocols for information sharing and analysis tools to facilitate interoperability.

Continued Base Funding for the National Institute of Justice's Technology Centers.....	0	0	10,000
--	---	---	--------

These centers offer a professional source of product and technology information, community technology assistance services, technology assessment, and referral services to law enforcement, corrections, and other criminal justice professionals.

The ALERT Car and Other Public Safety Communications Improvements.....	0	0	15,000
--	---	---	--------

This program will fund other police communications improvements, including further development of the ALERT car, which allows officers to enter data electronically at the scene of a crime, accident, or traffic stop, and receive query responses without returning to their vehicle. The ALERT system also allows for the accurate transmission of information in voice, data, and image format while in the field. It is modular, ungradable and retro-compatible with current equipment and technologies and designed to meet the needs of varying sized departments and address geographical considerations. The open architecture open system will allow industry to quickly develop and integrate new technologies in the ALERT car.

The crime-solving technologies program (\$125,000,000) also funds four separate initiatives, all of which will be administered by the Office of Justice Programs:

COMMUNITY ORIENTED POLICING SERVICES
(Dollars in thousands)

<u>Program Changes</u>	<u>Perm. Pos.</u>	<u>FTE</u>	<u>Amount</u>
DNA Sample Backlog.....	0	0	\$15,000
<p>This program will provide funding for state and local governments to use outsourcing to eliminate the 1,000,000 convicted offender DNA sample backlog at state and local crime labs. Currently, analysts find one "hit" or match per 1,000 samples entered into the FBI's national database (CODIS). At this rate, eliminating the 1,000,000 case backlog could result in 1,000 hits or more – that is approximately 1,000 offenders who could be brought to justice.</p>			
Continued Base Funding for the National Institute of Justice's Research and Development Program.....	0	0	5,000
<p>The goal of this program, begun in 1999, is to reduce the time and cost of performing DNA analysis.</p>			
Crime Lab Improvement Program.....	0	0	55,000
<p>This new program will be an expanded version of the DNA Identification Grant Program. The goal of CLIP is to improve the general forensic sciences capabilities of labs. This will be accomplished by awarding grants to state and local government agencies to improve their investigative and analytic capabilities in the area of forensic science. Funding will also be used to provide research, technical assistance, and training to help inform agencies about what lab capabilities are available nationwide and to provide guidance on what types of equipment to purchase.</p>			
Records Systems Upgrade.....	0	0	50,000
<p>This program will provide discretionary grants to states to upgrade criminal history, criminal justice, and identification record systems, promote compatibility and participation in Federal, State, and local systems, and capture information for statistical and research programs, as authorized by the Crime Identification Technology Act of 1998. This expands the scope of the Criminal Records Upgrade Program to include the purposes authorized under this Act.</p>			
Community-Based Prosecutors.....	0	0	200,000
<p>The 2000 budget requests \$200,000,000 to establish a Community Prosecutors Program to make discretionary grants to state and local prosecutors to increase substantially the number of local prosecutors interacting directly with members of the community (i.e., neighborhood DAs) and to encourage local prosecutors to reorient their emphasis from "assembly line" processing of cases to solving specific crime and disorder (quality of life) problems in their communities. Of this amount, \$150,000,000 would be used to pay the salaries and training costs associated with hiring or reassigning prosecutors to directly with police and community residents. Grants could also be used to to hire indigent defense counsel. Of the total requested, \$50,000,000 will be used to fund innovative programs.</p>			

COMMUNITY ORIENTED POLICING SERVICES
(Dollars in thousands)

<u>Program Changes</u>	<u>Perm. Pos.</u>	<u>FTE</u>	<u>Amount</u>
Community Crime Prevention Efforts Programs.....	0	0	\$125,000
<p>This new program will provide grants that will engage the entire community in preventing and fighting crime – including community residents, non-criminal justice government agencies and the private sector. Examples of how these funds could be used include: involving faith-based organizations in juvenile crime prevention, recruiting seniors to help police, establishing citizens' police academies, teaching neighborhood residents problem solving skills, promoting police partnerships with juvenile justice and child welfare organizations, partnering with local environmental groups to crackdown on gang-run illegal dumping in the inner city, and establishing business-led police foundations that promote professional policing.</p>			
Management and Administration.....	121	61	2,300

Two separate enhancements are sought within this decision unit:

An increase of \$2,300,000 is requested to adequately provide funding for existing COPS employees. As a result of limited administrative funding, the COPS Office has had to delay hiring critical positions, and reduce travel fund allocations, which limits the ability of the Monitoring Division to conduct on-site visits. Training for new employees has been virtually eliminated. This enhancement will allow the COPS Office to restore funding to these administrative areas.

A program increase of 121 positions and 61 workyears is requested to provide the staff necessary to administer the new grant programs proposed under the 21st Century Policing Initiative. In order to fund these positions, the budget proposes that a portion of the proposed program funding be used for administrative purposes. The following table reflects how administrative funding of \$7,731,000 would be distributed:

<u>Violent Crime Reduction Program</u>	<u>Total New Program Funds</u>	<u>Admin. Resources</u>	<u>Net Program Funds</u>
Crime Analysis Program.....	\$100,000	1,267	\$98,733
Public Safety Wireless Telecomm.....	80,000	1,014	78,986
Global Criminal Justice Info Network	20,000	253	19,747
ALERT and Other Police Telecomm.....	15,000	190	14,810
DNA Sample Backlog.....	15,000	190	14,810
Crime Lab Improvement Program.....	55,000	697	54,303
Community-Based Prosecutors.....	200,000	2,536	197,464
Community Crime Prevention Efforts.....	<u>125,000</u>	<u>1,584</u>	<u>123,416</u>
	610,000	7,731	602,269

Total, Community Oriented Policing Services.....	121	61	(155,000)
--	-----	----	-----------

OFFICE OF JUSTICE PROGRAMS - PUBLIC SAFETY OFFICERS BENEFITS
(Dollars in thousands)

	<u>Perm.</u> <u>Pos.</u>	<u>FTE</u>	<u>Amount</u>
1998 actuals.....	\$32,725
1999 appropriation as enacted.....	31,809
Increases.....	732
2000 base.....	32,541
Program Changes (detailed below)	3,500
2000 estimate.....	36,041

<u>Comparison by activity and program</u>	<u>1999 Appropriation Enacted</u>			<u>2000 Base</u>			<u>2000 Estimate</u>			<u>Increase/Decrease</u>		
	<u>Perm</u> <u>Pos.</u>	<u>FTE</u>	<u>Amount</u>	<u>Perm</u> <u>Pos.</u>	<u>FTE</u>	<u>Amount</u>	<u>Perm</u> <u>Pos.</u>	<u>FTE</u>	<u>Amount</u>	<u>Perm</u> <u>Pos.</u>	<u>FTE</u>	<u>Amount</u>
1. Public Safety Officers' Death Benefits Program.....	\$31,809	\$32,541	\$32,541
2. Disability Benefits Program 1/	3,500	\$3,500
3. Federal Law Enforcement Dependent's Assistance Program 1/ 2/
	31,809	32,541	36,041	3,500

1/ These programs are classified by the Administration as discretionary accounts.

2/ There is sufficient carryover funding (\$2,432,863) to support this program in 1999 and 2000.

<u>Program Changes</u>	<u>Perm</u> <u>Pos.</u>	<u>FTE</u>	<u>Amount</u>
Disability Benefits Program	0	0	\$3,500

In 1999, OJP estimates that it will pay 6 claims pending from 1998, as well as an estimated 17 new claims at \$140,000 each. The carryover funding of \$4,046,970 is insufficient to support this program in 1999 and 2000. The proposed program increase will provide sufficient funding to continue to support disability compensation for public safety officers, their families, and their agencies before, during and after tragedies occur.

Total Program Changes, Public Safety Officers Benefits.....	0	0	3,500
---	---	---	-------

OFFICE OF JUSTICE PROGRAMS - CRIME VICTIMS FUND
(Dollars in thousands)

	<u>Perm.</u> <u>Pos.</u>	<u>FTE</u>	<u>Amount</u>
1998 actuals.....	\$356,716
1999 enacted.....	324,038
1999 availability.....	324,038
Increases 1/.....	50,962
2000 base.....	375,000
2000 estimate 1/.....	375,000

1/ The budget authority for 1999 is based on actual 1998 collections. In 1998, collections deposited to the Fund were \$324,038,487.

This amount will be available to the Crime Victims Fund (CVF) for obligation in 1999. The increase of \$50,961,513 would provide total 1999 funding of \$375,000,000, which is based on anticipated 1999 collections to the Fund.

<u>Comparison by activity and program</u>	<u>1999 Appropriation as Enacted</u>			<u>2000 Base</u>			<u>2000 Estimate</u>			<u>Increase/Decrease</u>		
	<u>Perm</u> <u>Pos.</u>	<u>FTE</u>	<u>Amount</u>	<u>Perm</u> <u>Pos.</u>	<u>FTE</u>	<u>Amount</u>	<u>Perm</u> <u>Pos.</u>	<u>FTE</u>	<u>Amount</u>	<u>Perm</u> <u>Pos.</u>	<u>FTE</u>	<u>Amount</u>
Crime Victims Fund.....	\$324,038	\$375,000	\$375,000

Violent Crime Reduction Trust Fund (Includes Terrorism Bill 1996)
Authorizations vs. Appropriations
(Dollars in Thousands)

	DOJ Agency	Total Auth ('95-'20)	Total Approp ('95-'99)	1995 Approp Total	1996 Approp Total	1997 Approp Total	1998 Approp Total	1999 Approp Total	2000 President's Request
PREVENTION									
<u>Violence Against Women:</u>									
Department of Justice:									
Grants To Combat Violence Against Women	OJP	800,000	672,750	26,000	130,000	144,000	172,000	200,750	200,750
Grants To Encourage Arrest Policies.....	OJP	120,000	150,000		28,000	33,000	59,000	30,000	30,000
Rural Domestic Violence Enforcement.....	OJP	30,000	65,000		7,000	8,000	25,000	25,000	25,000
Victims of Child Abuse Grants:									
Court-Appointed Special Advocate Program.....	OJP	38,000	26,000		6,000	6,000	7,000	7,000	7,000
Training for Judicial Personnel & Practitioners.....	OJP	8,050	5,750		750	1,000	2,000	2,000	2,000
Grants for Televised Testimony.....	OJP	4,250	2,600		50	550	1,000	1,000	1,000
National Stalker & Domestic Violence Reduction.....	OJP	6,000	6,000		1,500	1,750	2,750		
Victims Counselors	USA	1,500	1,500		500	1,000			
Training Programs.....	OJP	2,000	9,000		1,000	1,000	2,000	5,000	5,000
State Data Base Study.....	OJP	200	200		200				
National Study/Campus Assault.....	OJP	200	200			200			
Subtotal, DOJ.....		1,010,200	939,000	26,000	175,000	196,500	270,750	270,750	270,750
Department of Health & Human Services:									
Number & Cost of Injury Study.....		100	100			100			
Rape Prevention Grants.....		205,000	165,542		31,642	31,900	51,000	51,000	51,000
Community Programs On Domestic Violence.....		10,000	9,000			9,000			
Grants for Battered Women's Shelters.....		325,000	223,800		21,358	4,442	93,000	105,000	101,000
Grants To Reduce Sexual Abuse of Runaway.....		30,000	13,558			13,558			
Youth Education and Domestic Violence.....		400	400			400			
National Domestic Violence Hotline.....		3,000	2,600	1,000	400	1,200			
Subtotal, HHS.....		573,500	415,000	1,000	53,400	60,600	144,000	156,000	152,000
Department of Interior:									
Capital Improvements - National Parks.....		10,000							
Capital Improvements - Public Parks.....		15,000							
Subtotal, DOI.....		25,000							
Judiciary:									
Education & Training for Federal Judges.....		700							
Department of Transportation:									
Capital Improvements - Public Transportation.....		10,000							
State Justice Institute:									
Equal Justice For Women In Court.....		600							
Total, Violence Against Women.....		1,620,000	1,354,000	27,000	228,400	257,100	414,750	426,750	422,750

**Violent Crime Reduction Trust Fund (Includes Terrorism Bill 1996)
 Authorizations vs. Appropriations
 (Dollars in Thousands)**

	DOJ Agency	Total Auth ('95-'20)	Total Approp ('95-'99)	1995 Approp Total	1996 Approp Total	1997 Approp Total	1998 Approp Total	1999 Approp Total	2000 President's Request
Other									
Department of Justice:									
Local Crime Prevention Block Grant	OJP	377,000							
Model Intensive Prevention Grants	OJP	625,500							
Res. Substance Abuse Treatment For State Prisoners	OJP	270,000	183,000		27,000	30,000	63,000	63,000	65,100
Drug Courts	OJP	1,000,000	111,900	11,900		30,000	30,000	40,000	50,000
Assist for Delinquent & At-Risk Youth	OJP	36,000							
Family Unity Demo Projects	OJP	19,800							
Missing Children/Alzheimers Grants	OJP	2,700	3,600		900	900	900	900	900
Boys and Girls Clubs 10/ (NON-CRIME BILL TBD).....	OJP	80,000							
Subtotal, OJP Other.....		2,331,000	298,500	11,900	27,900	60,900	93,900	103,900	116,000
Federal Prison Drug Treatment	BOP	112,500	91,342		13,484	25,224	26,135	26,499	26,499
Subtotal, DOJ Other.....		2,443,500	389,842	11,900	41,384	86,124	120,035	130,399	142,499
Ounce of Prevention:									
Ounce of Prevention Council		90,000	1,500	1,500					
Department of Education:									
Family & Community Endeavor Schools Program.....		243,000							
Department of Health & Human Services:									
Comm. Schools Youth Services & Supervision Grants.....		567,000	37,000	37,000					
Community Economic Partnership Fund.....		270,000							
Subtotal, HHS.....		837,000	37,000	37,000					
Department of Housing and Urban Development:									
Local Partnership Act.....		1,620,000							
Department of Interior:									
Urban Recreation & At-Risk Youth Grants.....		4,500							
Department of Treasury:									
Gang Resistance Education & Training Projects.....		45,000	24,200	9,000	7,200	8,000			
Total, Other.....		5,283,000	452,542	59,400	48,584	94,124	120,035	130,399	142,499
TOTAL, PREVENTION.....		6,903,000	1,806,542	86,400	276,984	351,224	534,785	557,149	565,249

Violent Crime Reduction Trust Fund (Includes Terrorism Bill 1996)
Authorizations vs. Appropriations
(Dollars in Thousands)

	DOJ Agency	Total Auth ('95-'20)	Total Approp ('95-'99)	1995 Approp Total	1996 Approp Total	1997 Approp Total	1998 Approp Total	1999 Approp Total	2000 President's Request
STATE AND LOCAL LAW ENFORCEMENT									
Department of Justice:									
Community Policing	COPS	8,800,000	6,889,786	1,299,806	1,399,980	1,390,000	1,400,000	1,400,000	1,175,000
Police Corps	COPS	100,000	90,000			30,000	30,000	30,000	
Police Scholarship Program	COPS	100,000							
Police Recruitment	COPS	24,000							
Rural Drug Enforcement Assistance	OJP	240,000							
Local Law Enforcement Block Grant	OJP	na	2,072,000		503,000	523,000	523,000	523,000	
Juvenile Incentive Block Grants.....	OJP	na	500,000				250,000	250,000	
Drug Prevention Demonstration Program.....	OJP	na							
Drug Testing and Intervention Program.....	OJP	na							100,000
Brady Handgun Violence Prevention	OJP	150,000	265,000	100,000	25,000	50,000	45,000	45,000	
Byrne Grant Program	OJP	1,000,000	838,500	450,000	147,000	199,000	42,500		400,000
Byrne Grant Program (TERRORISM BILL 1996)	OJP	100,000							59,950
Incarceration of Undocumented Criminal Aliens	OJP	1,800,000	1,600,000	130,000	300,000	330,000	420,000	420,000	500,000
State Courts Assistance (Youth Violence Courts).....	OJP	150,000	12,000					12,000	45,500
Certain Punishment for Young Offenders	OJP	150,000							35,000
Violent Offender Incarceration Grants (Corrections Grant Prog).....	OJP	10,442,600	2,753,000	24,500	617,500	670,000	720,500	720,500	75,000
Community Based Grants for Prosecutors (Prosecutor Grants).....	OJP	50,000							
Grants to Prosecutors to Target Gang Crime/Juvenile.....	OJP	na							
Law Enforcement Family Support	OJP	25,000	4,500		1,000	1,000	1,000	1,500	1,500
DNA Identification State Grants	OJP	40,000	31,500		1,000	3,000	12,500	15,000	
Tuberculosis in Prison	OJP	5,000	200			200			
Improved Training & Technical Automation	FBI	100,000	18,500		9,000	9,500			
S&L Training at Quantico/Intelligence Gathering	FBI	20,000	8,000		4,000	4,000			
Improved Technical Automation at Quantico	FBI	10,000							
Local Firefighter Trng State Grants (TERRORISM BILL 1996).....	OJP	5,000							
Indian Tribal Courts.....	OJP	na	5,000					5,000	5,000
Subtotal, DOJ.....		23,311,600	15,087,986	2,004,306	3,007,680	3,209,500	3,444,500	3,422,000	2,396,950
Department of Treasury:									
Rural Drug Enforcement Training: FLETC.....		5,000							
TOTAL, STATE AND LOCAL ASSISTANCE.....		23,316,600	15,087,986	2,004,306	3,007,680	3,209,500	3,444,500	3,422,000	2,396,950

Violent Crime Reduction Trust Fund (Includes Terrorism Bill 1996)
Authorizations vs. Appropriations
(Dollars in Thousands)

	DOJ Agency	Total Auth ('95-'20)	Total Approp ('95-'99)	1995 Approp Total	1996 Approp Total	1997 Approp Total	1998 Approp Total	1999 Approp Total	2000 President's Request
FEDERAL LAW ENFORCEMENT									
Department of Justice:									
USA General Crime Support.....	USA	50,000	192,363		20,235	28,602	62,828	80,698	57,000
FBI General Crime Support.....	FBI	245,000	654,689		208,715	43,497	179,121	223,356	280,501
FBI General Crime Support (TERRORISM BILL - 1996).....	FBI	468,000	30,080			30,080			
Narrowband Communications.....	DOJ								
DOJ General Crime Support.....		199,000	199,254		72,921	126,333			
INS.....	INS								
USMS.....	USMS		51,106		[24,980]	[25,000]	25,553	25,553	26,210
USA.....	USA	[50,000]				[15,274]			
FBI.....	FBI					[86,059]			
DEA.....	DEA				[47,941]				
DOJ General Crime Support (TERRORISM BILL - 1996).....	DOJ	41,000							
Additional DEA Agents.....	DEA	150,000	958,537		12,000	138,000	403,537	405,000	405,000
DEA General Crime Support (TERRORISM BILL - 1996).....	DEA	172,000	82,000			82,000			
Asylum Reform.....		338,000	269,504	49,000	94,289	126,215			
INS.....	INS			[28,600]	[44,089]	[19,585]			
EOIR.....	EOIR		118,502	[9,000]	[33,378]	[35,000]	59,251	59,251	59,251
USA.....	USA			[6,800]	[9,231]				
CIVIL DIVISION.....	CIV		16,129	[4,600]	[7,591]	[7,750]	7,969	8,160	8,555
Border Control System Modernization.....	INS	675,000	2,161,006	181,000	231,323	297,987	608,206	842,490	500,000
Expanded Special Deportation (IHP).....		160,000	230,798	54,000	54,886	121,912			
INS.....	INS			[45,800]	[40,539]	[108,912]			
EOIR.....	EOIR			[8,400]	[14,347]	[13,000]			
INS General Crime Support (TERRORISM BILL - 1996).....	INS	20,000							
Criminal Alien Tracking Center.....	INS	18,400							
DNA Analysis.....	FBI	25,000	11,000		5,500	5,500			
Gang Investigation Info. Collection.....	OJP	1,000	1,000		1,000				
Motor Vehicle Theft Protection.....	OJP	5,000	3,300		500	750	750	1,300	1,300
Presidential Summit on Crime.....	OJP	1,000							
Sr. Citizens Against Marketing Scams:									
FBI Agents.....	FBI	7,500							
U.S. Attorneys.....	USA	2,500							
Public Awareness & Prevention Initiatives.....	OJP	10,000	6,500			2,000	2,500	2,000	2,000
NIJ, Office of Science & Technology (TERRORISM BILL - 1996):									
Foreign Assistance in Counterterrorism Technology.....	OJP	20,000							
R&D in Counterterrorism Technology.....	OJP	10,000							
Subtotal, DOJ.....		2,618,400	4,985,768	284,000	701,369	1,002,876	1,349,715	1,647,808	1,339,817

Violent Crime Reduction Trust Fund (Includes Terrorism Bill 1996)
Authorizations vs. Appropriations
(Dollars in Thousands)

	DOJ Agency	Total Auth ('95-'20)	Total Approp ('95-'99)	1995 Approp Total	1996 Approp Total	1997 Approp Total	1998 Approp Total	1999 Approp Total	2000 President's Request
FEDERAL LAW ENFORCEMENT CONT'D									
Executive Office of the President:									
ONDCP - HIDTA.....			25,700				23,200 *	2,500	
Interior:									
U.S. Park Police (TERRORISM BILL 1996).....		2,000							
Judiciary:									
General Crime Support (Crime Bill 1994).....		200,000	141,043		30,000	30,000	40,000	41,043	66,000
General Crime Support (TERRORISM BILL 1996).....		41,000							
Department of Treasury:									
General Crime Support (Crime Bill 1994).....		550,000	204,135	30,000	69,304	70,410	33,021	1,400	11,000
General Crime Support (TERRORISM BILL 1996).....		40,000	58,300			18,300		40,000	45,000
U.S. Customs Service (TERRORISM BILL 1996).....		31,000	126,120				60,648	65,472	64,000
U.S. Secret Service (TERRORISM BILL 1996).....		50,000	38,359				15,731	22,628	12,000
TOTAL, FEDERAL LAW ENFORCEMENT.....		3,532,400	5,579,425	314,000	800,673	1,121,586	1,522,315	1,820,851	1,537,817
TOTAL, DEPARTMENT OF JUSTICE.....		29,383,700	15,931,639	2,326,206	3,925,433	4,495,000	5,185,000	5,470,957	4,150,016
TOTAL, VCRTF.....		33,752,000	22,473,953	2,404,706	4,085,337	4,682,310	5,501,600	5,800,000	4,500,016

* Includes \$1,600,000 appropriated for Department of the Treasury, Departmental Offices, from balances available in the Violent Crime Reduction Trust Fund.