

Bench-scale Predictions of Mattress and Upholstered Chair Fires—Similarities and Differences

Vytenis Babrauskas

U.S. DEPARTMENT OF COMMERCE
Technology Administration
National Institute of Standards
and Technology
Building and Fire Research Laboratory
Fire Safety Engineering Division
Gaithersburg, MD 20899

Prepared for
National Institute of Justice
Office of Justice Programs
U.S. Department of Justice
Washington, DC 20531

March 1993

NIST

ABOUT THE TECHNOLOGY ASSESSMENT PROGRAM

The Technology Assessment Program is sponsored by the Office of Development, Testing, and Dissemination of the National Institute of Justice (NIJ), U.S. Department of Justice. The program responds to the mandate of the Justice System Improvement Act of 1979, which created NIJ and directed it to encourage research and development to improve the criminal justice system and to disseminate the results to Federal, State, and local agencies.

The Technology Assessment Program is an applied research effort that determines the technological needs of justice system agencies, sets minimum performance standards for specific devices, tests commercially available equipment against those standards, and disseminates the standards and the test results to criminal justice agencies nationwide and internationally.

The program operates through:

The *Technology Assessment Program Advisory Council* (TAPAC) consisting of nationally recognized criminal justice practitioners from Federal, State, and local agencies, which assesses technological needs and sets priorities for research programs and items to be evaluated and tested.

The *Office of Law Enforcement Standards* (OLES) at the National Institute of Standards and Technology, which develops voluntary national performance standards for compliance testing to ensure that individual items of equipment are suitable for use by criminal justice agencies. The standards are based upon laboratory testing and evaluation of representative samples of each item of equipment to determine the key attributes, develop test methods, and establish minimum performance requirements for each essential attribute. In addition to the highly technical standards, OLES also produces user guides that explain in nontechnical terms the capabilities of available equipment.

The *Technology Assessment Program Information Center* (TAPIC), operated by a grantee, which supervises a national compliance testing program conducted by independent agencies. The standards developed by OLES serve as performance benchmarks against which commercial equipment is measured. The facilities, personnel, and testing capabilities of the independent laboratories are evaluated by OLES prior to testing each item of equipment, and OLES helps the Information Center staff review and analyze data. Test results are published in Consumer Product Reports designed to help justice system procurement officials make informed purchasing decisions.

Publications issued by the National Institute of Justice, including those of the Technology Assessment Program, are available from the National Criminal Justice Reference Service (NCJRS), which serves as a central information and reference source for the Nation's criminal justice community. For further information, or to register with NCJRS, write to the National Institute of Justice, National Criminal Justice Reference Service, Washington, DC 20531.

Michael J. Russell, Acting Director
National Institute of Justice

The National Institute of Justice is a component of the Office of Justice Programs, which also includes the Bureau of Justice Assistance, Bureau of Justice Statistics, Office of Juvenile Justice and Delinquency Prevention, and the Office for Victims of Crime.

Bench-scale Predictions of Mattress and Upholstered Chair Fires—Similarities and Differences

Vytenis Babrauskas

U.S. DEPARTMENT OF COMMERCE
Technology Administration
National Institute of Standards
and Technology
Building and Fire Research Laboratory
Fire Safety Engineering Division
Gaithersburg, MD 20899

Prepared for
National Institute of Justice
Office of Justice Programs
U.S. Department of Justice
Washington, DC 20531

March 1993



U.S. DEPARTMENT OF COMMERCE
Ronald H. Brown, Secretary

**NATIONAL INSTITUTE OF STANDARDS
AND TECHNOLOGY**
Raymond G. Kammer, Acting Director

ACKNOWLEDGMENTS

This report was prepared by the Office of Law Enforcement Standards (OLEs) of the National Institute of Standards and Technology under the direction of Lawrence K. Eliason, Director of OLES. The technical research was performed by Vytenis Babrauskas, Building and Fire Research Laboratory. The California Bureau of Home Furnishings and Thermal Insulation research, funded by the International Sleep Products Association, was directed by Gordon Damant. The preparation of this report was sponsored by the National Institute of Justice, David G. Boyd, Director, Science and Technology. The technical effort to develop this report was conducted under Interagency Agreement LEAA-J-021-3, Project No. 9005.

FOREWORD

This report summarizes recent and current research conducted jointly by the National Institute of Standards and Technology (NIST) and the California Bureau of Home Furnishings (BHF), now the California Bureau of Home Furnishings and Thermal Insulation, to establish bench-scale test methods for the flammability of upholstered chairs and mattresses. The NIST research was funded by the National Institute of Justice (NIJ), while the BHF research was funded by the International Sleep Products Association.

The research of primary interest to NIJ is the investigation of mattress flammability. This portion of the research was initiated in response to the recommendations of the Detentions and Corrections Committee of the Technology Assessment Program Advisory Council as a consequence of growing concerns that fire retardant treatments of institutional mattresses degraded with use.

The BHF heat release rate (HRR) data from full-scale burn tests was correlated with bench-scale burn tests conducted by NIST. An examination of the data for non-propagating and propagating fire regimes for mattresses enabled the development of an NIJ performance standard for the flammability of mattresses for detentions and corrections use based upon HRR limits as determined through bench-scale testing.

The bench-scale tests conducted by NIST included both mattress specimens as received from the manufacturers and the same specimen subjected to a leaching procedure to remove flame retardant treatments. It was concluded that with the criteria recommended in the present standard, an adequate safety margin is provided against the diminution of fire retardancy seen with leaching.

The availability of the bench-scale standard for correctional mattress flammability will allow both convenient production testing of mattresses and provide a means for testing mattresses in use in correctional facilities by removing small size specimens for testing.

Lawrence K. Eliason, Director
Office of Law Enforcement Standards

TABLE OF CONTENTS

	Page
Foreword	iii
1. Introduction	2
2. Studies of HRR for Propagating Upholstered Furniture Fires	3
3. Studies of HRR for Non-propagating Upholstered Furniture Fires	6
4. Quantifying Non-propagating Fires	6
5. The Role of Specimen Mass and Other Full-scale Features	9
6. The Role of the Ignition Source	9
7. Early NIST Studies on Mattress Flammability	9
8. Mattresses Studied by BHF and NIST	10
9. Permanence of Fire-retardant Formulations	13
10. Discussion	15
11. Future Work	15
12. References	17

LIST OF FIGURES

	Page
Figure 1. The relationship between predicted and measured peak HRR values for propagating upholstered furniture fires.	5
Figure 2. Schematic representation of regimes of fire propagation	7
Figure 3. Results for upholstered chairs obtained during the course of the NIST/BHF study	8
Figure 4. Early NIST correlation between bench-scale and full-scale mattress behavior	10
Figure 5. Mattresses—comparison of bench-scale (NIST data) and full-scale (BHF data) behavior	12
Figure 6. Comparison between Cone Calorimeter mattress results (180 s avg. values) at 35 and at 25 kW·m ⁻² irradiance	13

COMMONLY USED SYMBOLS AND ABBREVIATIONS

A	ampere	H	henry	nm	nanometer
ac	alternating current	h	hour	No.	number
AM	amplitude modulation	hf	high frequency	o.d.	outside diameter
cd	candela	Hz	hertz (c/s)	Ω	ohm
cm	centimeter	i.d.	inside diameter	p.	page
CP	chemically pure	in	inch	Pa	pascal
c/s	cycle per second	ir	infrared	pe	probable error
d	day	J	joule	pp.	pages
dB	decibel	L	lambert	ppm	part per million
dc	direct current	L	liter	qt	quart
$^{\circ}\text{C}$	degree Celsius	lb	pound	rad	radian
$^{\circ}\text{F}$	degree Fahrenheit	lbf	pound-force	rf	radio frequency
diam	diameter	lbf-in	pound-force inch	rh	relative humidity
emf	electromotive force	lm	lumen	s	second
eq	equation	ln	logarithm (natural)	SD	standard deviation
F	farad	log	logarithm (common)	sec.	section
fc	footcandle	M	molar	SWR	standing wave ratio
fig.	figure	m	meter	uhf	ultrahigh frequency
FM	frequency modulation	min	minute	uv	ultraviolet
ft	foot	mm	millimeter	V	volt
ft/s	foot per second	mph	mile per hour	vhf	very high frequency
g	acceleration	m/s	meter per second	W	watt
g	gram	N	newton	λ	wavelength
gr	grain	N-m	newton meter	wt	weight

area = unit² (e.g., ft², in², etc.); volume = unit³ (e.g., ft³, m³, etc.)

PREFIXES

d	deci (10 ⁻¹)	da	deka (10)
c	centi (10 ⁻²)	h	hecto (10 ²)
m	milli (10 ⁻³)	k	kilo (10 ³)
μ	micro (10 ⁻⁶)	M	mega (10 ⁶)
n	nano (10 ⁻⁹)	G	giga (10 ⁹)
p	pico (10 ⁻¹²)	T	tera (10 ¹²)

COMMON CONVERSIONS

(See ASTM E380)

ft/s \times 0.3048000 = m/s	lb \times 0.4535924 = kg
ft \times 0.3048 = m	lbf \times 4.448222 = N
ft \cdot lbf \times 1.355818 = J	lbf/ft \times 14.59390 = N/m
gr \times 0.06479891 = g	lbf \cdot in \times 0.1129848 = N \cdot m
in \times 2.54 = cm	lbf/in ² \times 6894.757 = Pa
kWh \times 3 600 000 = J	mph \times 1.609344 = km/h
	qt \times 0.9463529 = L

$$\text{Temperature: } (T_{\text{F}} - 32) \times 5/9 = T_{\text{C}}$$

$$\text{Temperature: } (T_{\text{C}} \times 9/5) + 32 = T_{\text{F}}$$

Bench-scale Predictions of Mattress and Upholstered Chair Fires—Similarities and Differences

Vytenis Babrauskas*

Building and Fire Research Laboratory
National Institute of Standards and Technology
Gaithersburg, MD 20899

The life safety hazard issues associated with flaming fires of mattress and upholstered furniture are explored. It is shown that full-scale heat release rate (HRR) is the dominant variable which needs to be controlled. This can be determined directly by full-scale measurement. In many cases, full-scale tests are not convenient to conduct. It is, thus, desirable that bench-scale procedures be available which can be used to predict some of the important features of the full-scale test. Such procedures have been developed at the National Institute of Standards and Technology for upholstered furniture during several prior studies. In the present work, differences between the behavior of mattresses and of upholstered furniture are explored. Mattresses and upholstered chairs are soft goods which are constructed in a somewhat similar way: both use padding foams or battings, covered by upholstery fabric. There are differences in construction, however. Mattresses are flat, whereas upholstered chairs normally have seats, backs, and sidearms. Also, an upholstered chair is normally constructed on a wood frame, whereas a mattress has no structural components, or else has steel innersprings. The quantitative knowledge of mattress behavior is still not as advanced as that for upholstered furniture. Nonetheless, based on a recent set of tests, the behavior of mattress fires can initially be quantified. Especially, data are now available to predict whether or not a particular mattress construction will lead to a propagating fire. Similarly as for upholstered furniture, such a limit value can be used to determine whether certain regulatory pass/fail criteria are met. The relationship obtained is incomplete, however, because the known roles of ignition source power level (i.e., kilowatts output) and geometrical configuration are not yet quantified. Also, there is not yet a detailed explanation for differences between the observed relationships for mattresses and for upholstered chairs. Thus, future work will need to be done to address and further quantify these effects.

Key words: fire hazard; fire tests; heat release rate; mattresses; scaling relationships; spread of fire; upholstered furniture.

*Fire Safety Engineering Division.

1. Introduction

In this study we will focus exclusively on the peak heat release rate (HRR) as being the prime variable characterizing the hazard of real fires. Thus, it is important that the answer to the question be known: Why is HRR the single most important variable for fire hazard? During the course of the National Institute of Standards and Technology (NIST) studies in upholstered furniture and mattresses, this tenet was adopted about a decade ago, yet to some observers it has seemed confusing. After all, fire death statistics in many cases show cause of death due to the inhalation of toxic gases. Should we not be focusing on a products' toxicity, then, instead?

To examine this issue, we must consider that the actual delivery of toxic gases to the victim can be separated into two factors:

$$(\text{toxic effect, per kg of material}) \times (\text{mass loss rate})$$

The first factor says how toxic is the burning product, per kg. The second factor tells us what is the kg/s mass loss rate of the burning product. The toxic effect is expressed as $1/LC_{50}$ where the LC_{50} denotes the lethal concentration that can be measured for each product by conducting a toxicity test. Bench-scale toxic potency tests typically show most products being clustered within a factor of three; almost all remaining products are within a factor of 10.

Factors of three for differences in toxicity of products must be taken in the context of possible differences in their mass loss rate. For flaming fires, mass loss rates can range over several orders of magnitude. This explains the concern with accurate determination of the mass loss rate behavior of the product. At this point, we need to discuss the relationship between mass loss rate and heat release rate. Heat release rate and mass loss rate are closely related; however, heat release rate is considered normally to be of much greater importance. The reason is two-fold: (1) Heat release rate is directly related to the production of untenable temperatures or heat fluxes in the environment of the fire. (2) Heat release rate is a driving force for further spread of fire. Mass loss rates, by contrast, are only indirectly related to these two aspects of hazard.

To illustrate more directly the importance of HRR in controlling the fire hazard, a recent study was conducted by NIST to illustrate numerically which factors are important in determining life safety, and which are secondary [1].¹ In that study, one example case examined was for an upholstered chair, where a single chair was burning in a room. The study simulated room fires with the computer model HAZARD I. Four scenarios were examined:

¹Numbers in brackets refer to the references in section 12 of this report.

- base case, single burning chair in room,
- double heat release rate of chair,
- double toxicity of materials,
- halve ignition delay of burning chair from 70 s to 35 s.

Using the criteria for incapacitation and lethality as built into this model, the final results were summarized as follows:

Scenario	Time to death (s)
Base case	> 600
Double heat release rate	180
Double material toxicity	> 600
Halve ignition delay	> 600

Very similar results were also seen in a study where full-scale room fire tests, not just computer simulations, were conducted [2]. From such studies we can conclude that the HRR has the dominant effect on lethality in these fire scenarios, whereas changing the product's toxicity or its ignitability behavior has only a secondary effect. Further details on quantification of HRR in fires are provided in a recent textbook [3].

2. Studies of HRR for Propagating Upholstered Furniture Fires

HRR in upholstered furniture fires has been studied at NIST since 1982, which was the year that the first instrument available for quantifying HRR for full-scale products—the furniture calorimeter—was developed. Room fires with upholstered furniture had previously been studied (since 1975), but until instrumentation for measuring HRR was developed, it was not possible to quantify hazard in a sound, simple way. During the period 1982-1985 a large number of HRR studies done on furniture, both at NIST and at other institutions. These studies were described in a Monograph published in 1985 [4]. We will summarize here the pertinent conclusions from that work, but, before we do, we have to examine the concept of propagating versus non-propagating fires.

Some upholstered furniture items, once ignited, propagate and progressively burn until nearly all of the item is consumed. We call these *propagating* fires.

Some fires, when ignited with a given ignition source, burn in the vicinity of the source, but the majority of the specimen is not consumed and the fire goes out once the ignition

source burns out (or is turned off, in the case of a gas burner). We call these *non-propagating* fires.

(A few fires are difficult to classify since they burn very slowly, nearly die out, but eventually increase in burning, reach a peak, and then proceed to burn until near-total consumption.)

The studies up to 1985 focused solely on propagating fires. These are, obviously, the fires of greater hazard. A predictive method was established for these fires. In line with the general philosophy that as much as possible of fire testing should be done in bench-scale tests [5], a technique based on bench-scale testing was evolved. The bench-scale test method used is the Cone Calorimeter, ASTM E 1354 [6], ISO 5660 [7]. The predictive method was developed by conducting full-scale tests in the furniture calorimeter [8], then verifying with some additional tests in a fire test room [9].

Thus, for propagating fires the following equation was developed:

$$\dot{q}_{fs} = 0.63 \dot{q}_{bs}'' \left[\frac{\text{mass}}{\text{factor}} \right] \left[\frac{\text{frame}}{\text{factor}} \right] \left[\frac{\text{style}}{\text{factor}} \right] \quad (1)$$

where \dot{q}_{fs} is the full-scale peak HRR (kW); \dot{q}_{bs}'' is the bench-scale heat release rate ($\text{kW}\cdot\text{m}^{-2}$). The mass factor = the total combustible specimen mass (kg), and the other variables are taken as:

$$\text{frame factor} = \begin{array}{l} 1.66 \text{ for noncombustible frames} \\ 0.18 \text{ for charring plastic frames} \\ 0.30 \text{ for wood frames} \\ 0.58 \text{ for melting plastic frames} \end{array}$$

and

$$\text{style factor} = \begin{array}{l} 1.0 \text{ for plain, primarily rectilinear construction} \\ 1.5 \text{ for ornate, convoluted shapes} \\ \text{with intermediate values for intermediate shapes} \end{array}$$

This correlation was successfully tested and verified over a range of 400 kW to over 3000 kW. Figure 1 shows the measured versus the predicted values using this correlation.

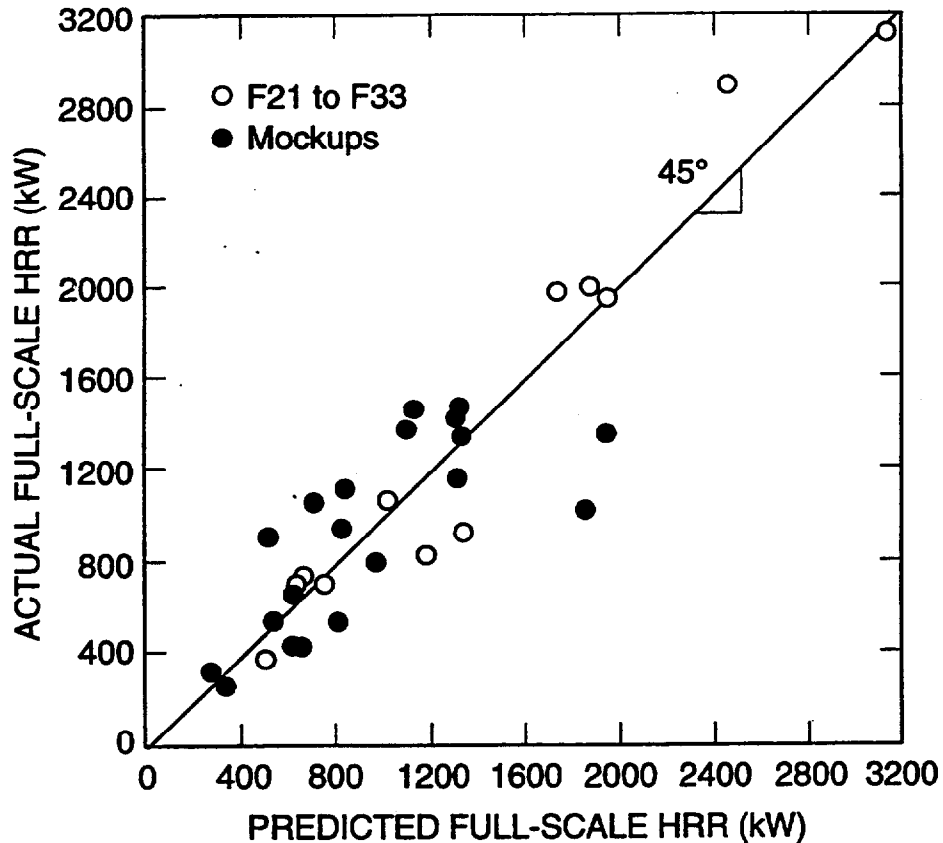


Figure 1. The relationship between predicted and measured peak HRR values for propagating upholstered furniture fires.

We note that the equation predicts the *peak* HRR, since this is the variable which is most crucial to determining the fire hazard. A technique was also developed for predicting the *shape* of the HRR curve. The shape is primarily of importance in detailed fire modeling; the technique is documented in [4].

The bench-scale test conditions to be used, in addition to specifying the use of the Cone Calorimeter method, must also specify some test details. These were set at:

- irradiance = $25 \text{ kW}\cdot\text{m}^{-2}$,
- averaging period for \dot{q}'_{bs} = 180 s after ignition,
- horizontal specimen orientation, with spark ignition,
- in addition, details of specimen preparation also had to be specified.

The test irradiance and averaging period were not arbitrarily selected but, rather, were derived by doing exploratory studies with various irradiances and averaging periods, then selecting the conditions providing the best correlation to the full-scale results. The details of specimen preparation have also been published as a standard: NFPA 264A [10] and ASTM E 1474 [11].

3. Studies of HRR for Non-propagating Upholstered Furniture Fires

The furniture tested in the earlier NIST studies encompassed primarily residential furniture specimens. Most of the specimens available for testing displayed 'propagating' behavior. While some neoprene foam specimens were tested which did not propagate, enough data were not available to make predictions for non-propagating fires.

An opportunity to study non-propagating fires arose in 1988. For a number of years, the State of California had a standard test method (Technical Bulletin 133 [12]) for upholstered furniture. This test method involved subjecting upholstered chairs to a room fire test, with the specimen being ignited by a basket filled with flaming newspaper. Temperature, smoke, and other measurements were made, but HRR was not measured. A collaborative project between NIST and California's Bureau of Home Furnishings (BHF) was formulated in 1988 to quantify and improve the T.B. 133 method. This study entailed a number of tests using the furniture calorimeter, the Cone Calorimeter, and the California room fire test, and was completed in 1990 [13]. As a result of the study, T.B. 133 was revised and converted into a HRR test.

For the present purposes, it is important to note that the current California criteria require that the peak HRR be less than 80 kW. This value has been deemed to ensure life safety of occupants, and also to be low enough so that the danger for igniting additional nearby combustibles is minimized. In general, chairs to pass the 80 kW limit can be built in two ways: (1) by limiting the amount of combustible upholstery material; or (2) by ensuring the HRR behavior of the upholstery system is good enough that a propagating fire cannot result. Chairs which pass by limiting only the amount of combustible mass are not typical *upholstered* chairs. These would normally be stacking, secretarial, etc., chairs where only a very small amount of padding is used on a rigid chair construction.

4. Quantifying Non-propagating Fires

The current, January 1991, edition of T.B. 133 does not yet provide a bench-scale alternative to full-scale testing. During the course of the NIST/BHF study, however, the technical groundwork for such an approach was successfully developed. First, we can consider the schematic presentation in figure 2. It can be seen that two different predictive correlations are needed, separate for propagating and non-propagating fires. It is also important to determine the region in which the changeover occurs. Actual data for these

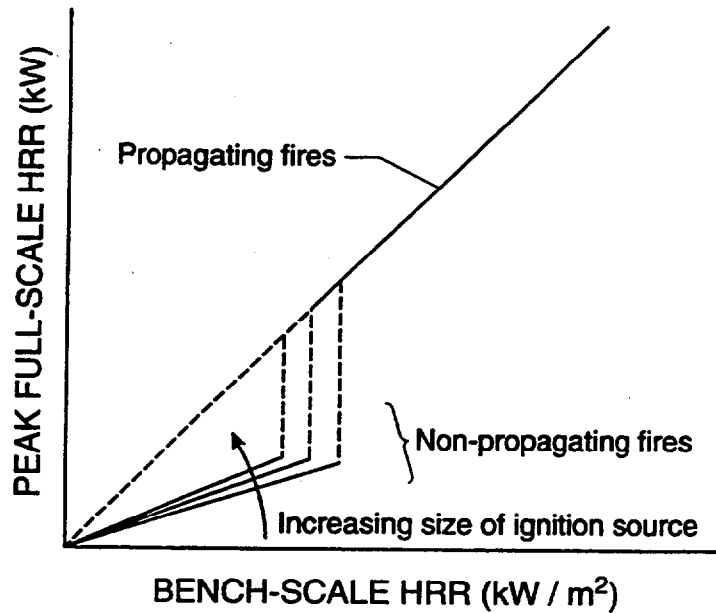


Figure 2. Schematic representation of regimes of fire propagation.

relationships were developed during the NIST/BHF study and are shown in figure 3. First, we can see that the following regimes are observed:

if $\dot{q}_{bs}'' < 100 \text{ kW/m}^2$ Non-propagating fire

if $\dot{q}_{bs}'' > 180 \text{ kW/m}^2$ Propagating fire

For intermediate values, delayed propagation occurs. Specimens where both a primed and an unprimed letter (e.g., I and I') are given in figure 3 exhibit such delayed propagation. The initial peak (corresponding mostly to fabric burning) is denoted with the primed letter, while the delayed peak (where the padding has gotten involved) is shown as unprimed. The experimental data of figure 3 provide substance to the schematic relationship indicated in figure 2. The data set available, however, was not very large; thus future studies might indicate slightly different numerical boundaries for the regimes observed.

In this study, the Cone Calorimeter measurements were taken at an irradiance of $35 \text{ kW}\cdot\text{m}^{-2}$. This was necessary since institutional furniture samples may not burn reliably at the lower $25 \text{ kW}\cdot\text{m}^{-2}$ irradiance.

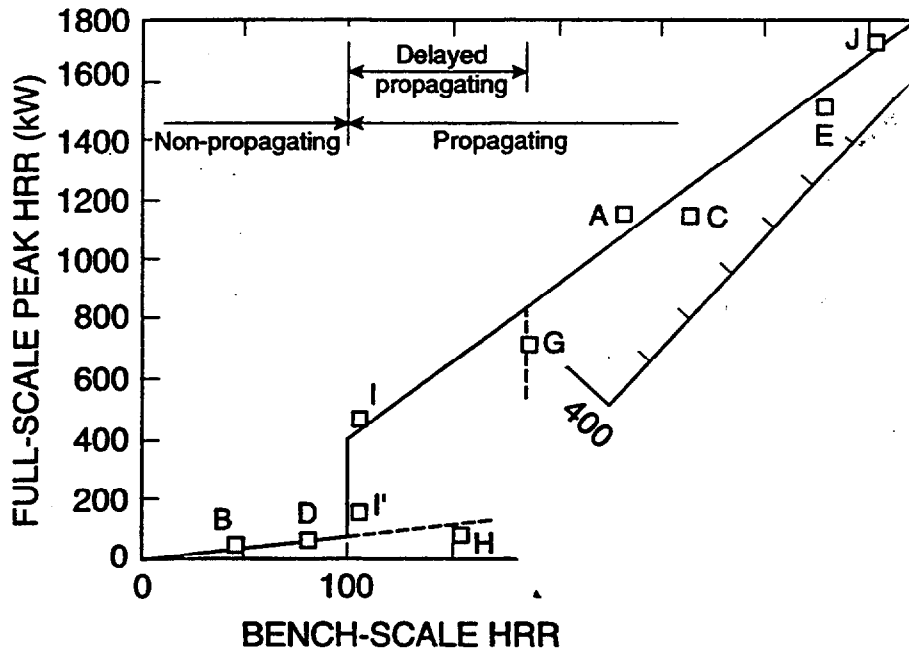


Figure 3. Results for upholstered chairs obtained during the course of the NIST/BHF study.

Furthermore, for the fires in the propagating regime in figure 3, a correlation could be found as:

$$\dot{q}_{fs} = 0.75 \dot{q}_{bs}'' \quad (2)$$

This relationship does not express all of the general trends encompassed by equation (1) since in this later study, mass, frame type, and chair style variables were not independently studied or re-examined.

The T.B. 133 limit of 80 kW for the full-scale test item corresponds to $\dot{q}_{bs}'' = 107 \text{ kW}\cdot\text{m}^{-2}$. To avoid implying an unwarranted precision, this number can be rounded as $100 \text{ kW}\cdot\text{m}^{-2}$. Thus, we note that the 80 kW limit chosen by the BHF is rather finely tuned—it corresponds closely to the limit between fires which are non-propagating (e.g., D), versus those which are propagating (delayed-propagating), e.g., I and I'.

Unlike the importance of a predictive relationship (such as eq. 1 or 2) in characterizing the propagating regime, a relationship predicting the actual HRR in the non-propagating regime is not needed. This is because none of the non-propagating fires create life safety hazards within the room of occurrence—these are fires which are intrinsically non-threatening.

5. The Role of Specimen Mass and Other Full-scale Features

It is important to recognize that the relationship for propagating fires needs a mass factor, a frame factor, and a style factor, while the relationship for predicting whether or not a propagating fire will occur needs none of those. We can focus especially on the role of specimen mass. For propagating fires, the peak full-scale heat release rate is directly proportional to specimen mass. This is because during peak burning nearly all of the chair is fire-involved. Thus, if the specimen mass is greater, there is more fuel being contributed. For the non-propagating fire, by contrast, during peak burning only a small area is involved and it does *not* extend to all the edges of the specimen. Thus, knowledge of specimen mass is not needed in order to predict the full-scale results.

6. The Role of the Ignition Source

Some additional recent studies at NIST [14] have shown that, for a wide range of ignition source types and power output levels: (1) the HRR peak height is nearly independent of the ignition source used (we caution that this generality should not be expected to hold close to the boundary between propagating and non-propagating/delayed propagation fires). (2) The type of ignition source used can affect drastically the time-to-peak.

Another NIST study, to be published in the near future, demonstrated that there is little change in the peak HRR when the *location* of an ignition source is varied; this, again, confirms earlier studies reported in [4]. It must be emphasized, however, that both of the above studies have dealt exclusively with furniture of relatively homogeneous construction. Much of commercial furniture is, in fact, highly non-homogeneous, and is likely to contain areas 'sensitive' to ignition by a given source, versus those less so.

7. Early NIST Studies on Mattress Flammability

Mattress flammability was first characterized at NIST more than a decade ago, prior to the availability of adequate means of measuring HRR in full-scale room fires. Subsequently, these data were re-examined and approximate HRR values were derived, based on some empirical relationships pertinent to the NIST burn room. The mattresses tested were mostly institutional (hospital, hotel, correctional, etc.), although a few domestic

types were included. A bench-scale/full-scale correlation reporting these early studies was presented in the NIST monograph [4] and is shown in figure 4. The limit between non-propagating and propagating fires is seen to be somewhere in the vicinity of 90 to 125 kW·m⁻². For those initial tests, this was determined as a 180 s post-ignition average, given a test irradiance of 25 kW·m⁻². The dotted trend line in figure 4 was intended only as a rough approximation to the actual data points; no specific predictive method was developed in conjunction with this initial mattress work.

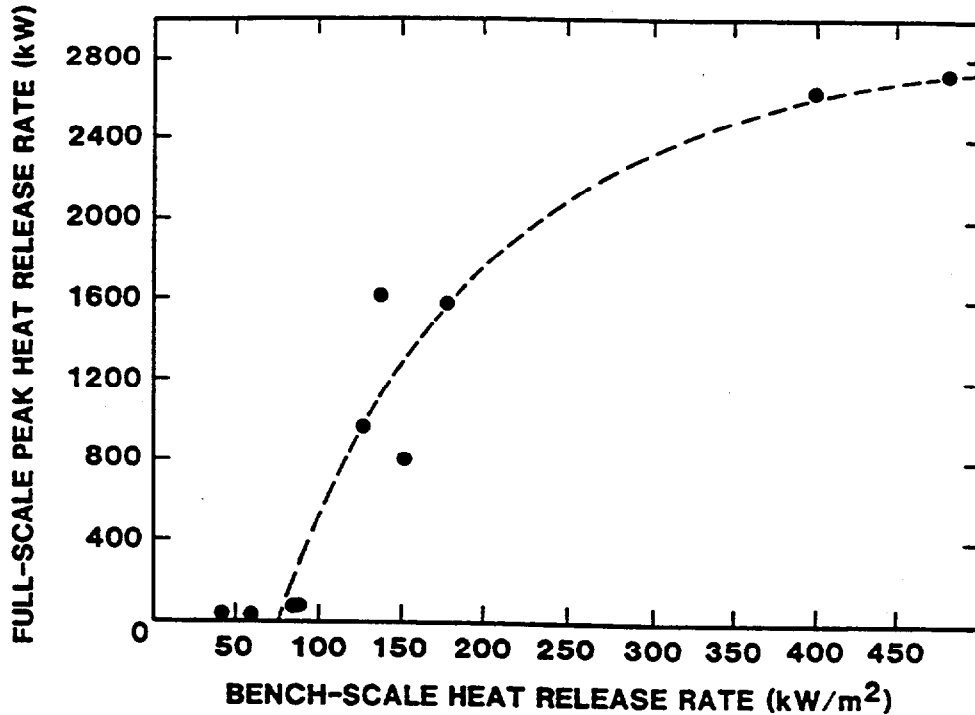


Figure 4. Early NIST correlation between bench-scale and full-scale mattress behavior.

8. Mattresses Studied by BHF and NIST

During 1990-91, the opportunity arose for a joint NIST/BHF cooperative endeavor in further characterizing mattress HRR behavior. At BHF, the studies were funded by the International Sleep Products Association (ISPA). At NIST, work was conducted under funding from the National Institute of Justice through the Office of Law Enforcement Standards (OLES). ISPA provided a number of residential and institutional mattresses for testing, while for the OLES study prison and jail mattresses were procured. All full-scale testing was done at BHF, while all bench-scale testing was done at NIST.

Full-scale mattress testing by BHF was done in the same facility as used for T.B. 133 testing, and including the needed HRR instrumentation. The ignition source used was a T-head propane gas burner, supplied at the rate of 17 kW. The burner was the same as originally developed at the Fire Research Station in England [15]. All mattresses were tested as single, uncovered mattresses. In addition, certain selected specimens were tested with box springs and with several bedding combinations. Based on the results from the latter tests, it was concluded that box springs did not add to the hazard associated with the peak HRR measurement. With the ignition source used, it was also concluded that adequate fire involvement could be obtained without the use of bedding. The higher fuel load combinations of bedding used, however, could create a significant room fire hazard from the bedding alone. The full-scale test results obtained by BHF have already been published [16]. Based on these full-scale studies, BHF have also issued Technical Bulletin 129 [17]. The test criterion for HRR that California will be using is the same 80 kW as is used in T.B. 133 for upholstered furniture.

Most of the bench-scale Cone Calorimeter testing was conducted at NIST in the horizontal orientation at an irradiance of 35 kW/m²; a small number of comparison tests were also done at 25 kW/m². Specimen preparation followed the prescriptions given in the NFPA 264A standard.

Results from Cone Calorimeter tests conducted at an irradiance of 35 kW·m⁻² are compared against the full-scale test results in figure 5. The full-scale results plotted are only for those tests where BHF tested a single mattress, subjected to the T-head burner ignition source. The tests conducted using box springs and, likewise, those where the test mattress was covered with bedding, were not numerous enough to permit a similar comparison to the bench-scale results. A simple correlation for the propagating-fire regime is not observed. This can be ascribed both to the relatively small number of propagating fires that were studied and to the effects of variables not examined. For instance, examination of the full-scale results from the BHF tests [16] will show effects of the presence or absence of mattress innersprings; enough data pairs are not available, however, to suitably quantify this effect.

It is possible, however, based on the experimental data to delineate the fire regimes. The results from this new work shows that propagating fires do not occur until a \dot{q}_{bs}'' value of around 140 to 170 kW·m⁻² is reached. This contrasts to the range of 90 to 125 kW·m⁻² seen from the early work. In addition to some measurement uncertainties of the early work, two other variables can be identified:

- an irradiance of 25 kW·m⁻² was used in the earlier work, compared to 35 kW·m⁻² for the current studies,
- the full-scale test mattresses in the earlier work were covered with a complete set of bedding, in contrast with the uncovered mattresses examined in the current work.

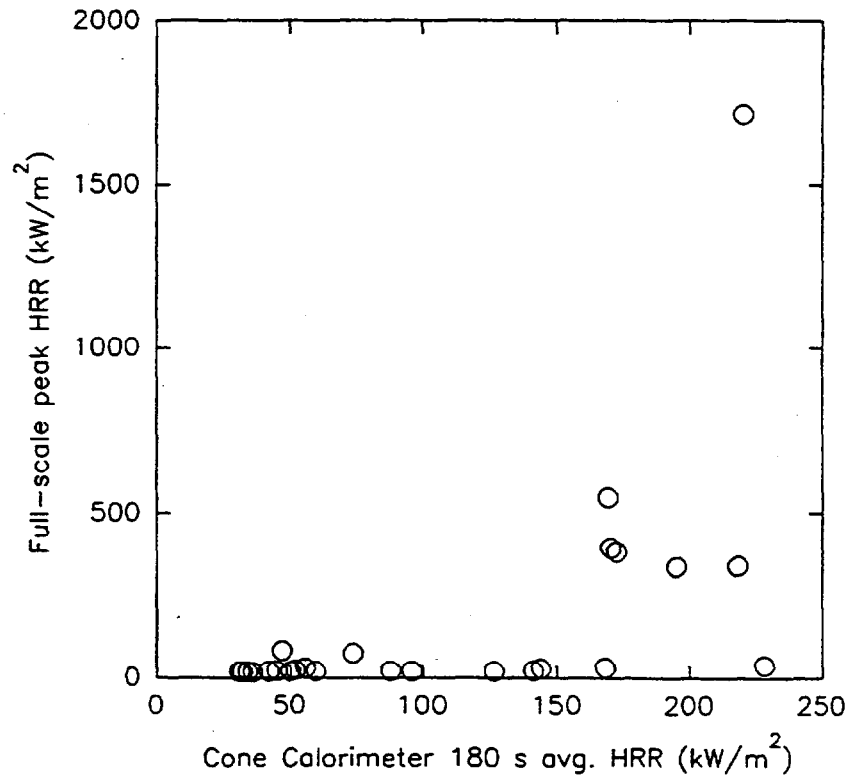


Figure 5. Mattresses—comparison of bench-scale (NIST data) and full-scale (BHF data) behavior.

Both of these factors would suggest that the transition region would be at a higher level in the present work. The irradiance aspect can be explored directly, since data are available. Figure 6 shows this comparison. The correlation is only indicative since, while the $35 \text{ kW}\cdot\text{m}^{-2}$ points represent, in most cases, an average of three tests, the $25 \text{ kW}\cdot\text{m}^{-2}$ points are only single-value numbers. Also, it should be noted that points where the specimen did ignite in the $35 \text{ kW}\cdot\text{m}^{-2}$ tests but did not ignite in the $25 \text{ kW}\cdot\text{m}^{-2}$ tests are not plotted. The correlation follows:

$$\dot{q}_{(25)}'' = 1.044 \cdot \dot{q}_{(35)}'' - 13.5 \quad (3)$$

Thus, when a HRR of $100 \text{ kW}\cdot\text{m}^{-2}$ is attained using a $35 \text{ kW}\cdot\text{m}^{-2}$ irradiance, the corresponding HRR value using a $25 \text{ kW}\cdot\text{m}^{-2}$ irradiance would be $90.9 \text{ kW}\cdot\text{m}^{-2}$. This explains about 10 percent of the 30 percent spread between the current results and the old ones. Part of the remaining difference should then be ascribed to the fact that mattresses which might be just on the non-propagating side of the transition when tested without bedding may show propagation when tested with bedding.

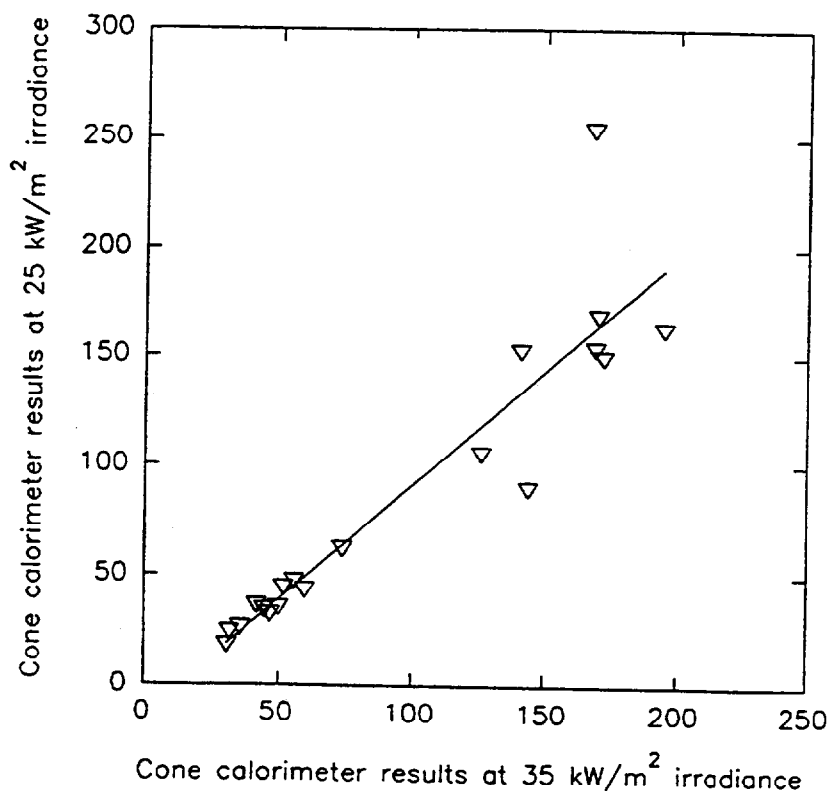


Figure 6. Comparison between Cone Calorimeter mattress results (180 s avg. values) at 35 and at 25 kW·m⁻² irradiance.

9. Permanence of Fire-retardant Formulations

Of special interest to the corrections community has been the issue of permanence of fire retardants in mattresses. A significant fraction of current-day correctional mattresses use boric acid treated cotton batting as the core material. This treatment is impermanent in that it is subject to both mechanical segregation and leaching. Thus, part of NIST activity involved developing a leaching procedure and subjecting all bench-scale specimens to Cone Calorimeter testing under two conditions: as-received, and leached.

No full-scale tests were conducted using leached specimens, since it was not practicable to develop a full-scale test procedure for this. For most specimens tested, leaching made absolutely no difference in HRR performance, as seen from the Cone Calorimeter tests (table 1). The exceptions were two: (1) cotton batting treated with boric acid showed an increase in HRR by up to a factor of 2 when leached; (2) some polyurethane foam specimens showed HRR increases of up to about 1/3 when leached.

Table 1. Results of leached specimens

No.	Core material	180 s avg. HRR (kW·m ⁻²)	
		As received	Leached
1	normal PU	170	179
12	normal PU	194	196
13	PU/FR cotton batting	144	142
14	Cal. 117 PU	162	165
18	CMHR (type A) PU	164	186
25	FR cotton batting	51	110
37	CMHR (type B) PU	31	33
38	CMHR (type C) PU	34	29
39	CMHR (type D) PU	126	172
40	Neoprene foam	32	30
41	polyester batting	141	139
42	FR cotton batting (used)	60	86
43	FR cotton batting (new)	57	113

Even though the FR cotton batting mattresses roughly doubled their HRR when leached, none exceeded the value of 140 kW·m⁻² after leaching. While the issue of boric acid impermanence may have implications for *cigarette* ignition resistance, the fact that the values do not increase sufficiently to go over to the propagating-fires regime suggests that this issue is not of relevance to *flaming* fire hazards.

The increase associated with leaching seen for polyurethane products is modest-to-nil. None of the FR-treated products with HRR values less than 100 kW·m⁻² resulted in values greater than 140 kW·m⁻² after leaching. Taking into account this slight possible worsening of performance when leached, a bench-scale HRR value of ≤ 100 kW·m⁻² can be taken to represent the limit of the non-propagating regime.

10. Discussion

The various research studies, conducted both at NIST and at BHF indicate that for both mattresses and upholstered furniture:

- Bench-scale and full-scale HRR measurement techniques that are needed for quantifying the product behavior are nearly identical for both.
- Propagating and non-propagating regimes of flaming fire behavior are possible.
- The non-propagating regime results, in all cases, in fires which can be viewed as non-life-threatening.
- A bench-scale heat release rate value of *ca.* 100 kW·m⁻² corresponds to the limit between propagating and non-propagating regimes, provided that the measurement is obtained using a 35 kW·m⁻² irradiance and a 180 s averaging period.
- Impermanence of fire retardants can have a measurable effect in bench-scale testing, but these effects are relatively modest and can be compensated by appropriate choice of necessary limit criteria.

The differences include the following:

- Quantitative estimates of peak HRR values in the propagating fire regime can be made for upholstered furniture, based on known construction details.
- Prediction methods for quantifying the peak HRR of propagating mattress fires are not yet available; these, however, are all fires which are at least a moderate and, possibly, very serious life safety hazard.

11. Future Work

We have indicated in this study that limited quantitative guidance is already available for using bench-scale tests to distinguish between products which will lead to propagating full-scale fires and ones which will not. Yet, some issues still remain which can appropriately be explored.

- In the case of residential occupancies, there may be an interest in quantitative characterization of products falling into the propagating regime. A predictive correlation for propagating mattress fires could usefully be derived; similarly, the correlation for upholstered furniture could be refined, especially in view of newer materials available today.

- Smoke production was not discussed in the present study, since suitable full-scale mattress data were not available. This is an additional variable affecting life safety for which some only very preliminary upholstered furniture data have been available. A systematic study of smoke for both mattresses and upholstered furniture would be desirable.
- Not enough is known about effects of ignition source location. This variable has not been explored for mattresses at all, and has been explored for upholstered furniture items where all portions are constructed in a similar manner. This effect needs to be studied for mattresses and for furniture of heterogeneous assembly.

12. References

- [1] Babrauskas, V., and Peacock, R.D., Heat Release Rate: The Single Most Important Variable in Fire Hazard, pp. 67-80 in *Fire Safety Developments and Testing: Toxicity, Heat Release, Product Development, Combustion Corrosivity, Fire Retardant Chemicals Association*, Fall 1990 meeting, FRCA, Lancaster, PA (1990).
- [2] Babrauskas, V., Harris, R.H., Jr., Gann, R.G., Levin, B.C., Lee, B.T., Peacock, R.D., Paabo, M., Twilley, W., Yoklavich, M.F., and Clark, H.M., *Fire Hazard Comparison of Fire-Retarded and Non-Fire-Retarded Products* (NBS Special Publication SP 749). [U.S.] Natl. Bur. Stand. (1988).
- [3] Babrauskas, V., and Grayson, S.J., eds., *Heat Release in Fires*, Elsevier Applied Science Publishers, London (1992).
- [4] Babrauskas, V., and Krasny, J.F., *Fire Behavior of Upholstered Furniture* (NBS Monograph 173). [U.S.] Natl. Bur. Stand. (1985).
- [5] Babrauskas, V., and Wickström, U.G., The Rational Development of Bench-Scale Fire Tests for Full-Scale Fire Prediction, pp. 813-822 in *Fire Safety Science – Proc. of the Second International Symposium* (1988). Hemisphere Publishing, New York (1989).
- [6] Standard Test Method for Heat and Visible Smoke Release Rates for Materials and Products using an Oxygen Consumption Calorimeter (E 1354). American Society for Testing and Materials, Philadelphia.
- [7] International Standard – Fire Tests – Reaction to Fire – Rate of Heat Release from Building Products (ISO 5660). International Organization for Standardization, Geneva (1992).
- [8] Babrauskas, V., Lawson, J.R., Walton, W.D., and Twilley, W.H., *Upholstered Furniture Heat Release Rates Measured with a Furniture Calorimeter* (NBSIR 82-2604). [U.S.] Natl. Bur. Stand. (1982).
- [9] Babrauskas, V., *Upholstered Furniture Room Fires – Measurements, Comparison with Furniture Calorimeter Data, and Flashover Predictions*, *J. of Fire Sciences*, 2, 5-19 (1984).
- [10] Standard Method of Test for Heat Release Rates for Upholstered Furniture Components or Composites and Mattresses Using an Oxygen Consumption Calorimeter (NFPA 264A). National Fire Protection Assn., Quincy, MA (1990).
- [11] Standard Test Method for Determining the Heat Release Rate of Upholstered Furniture and Mattress Components or Composites Using a Bench Scale Oxygen Consumption Calorimeter (E 1474). American Society for Testing and Materials, Philadelphia (1992).

- [12] Flammability Test Procedure for Seating Furniture for Use in Public Occupancies (Technical Bulletin 133). Bureau of Home Furnishings, Dept. of Consumer Affairs, State of California, North Highlands, CA.
- [13] Parker, W.J., Tu, K.-M., Nurbakhsh, S., and Damant, G.H., Furniture Flammability: An Investigation of the California Technical Bulletin 133 Test. Part III: Full Scale Chair Burns (NISTIR 4375). [U.S.] Natl. Bur. Stand. (1990).
- [14] Cleary, T.G., Ohlemiller, T.J., and Villa, K.M., The Influence of Ignition Source on the Flaming Fire Hazard of Upholstered Furniture (NISTIR 4847). Natl. Inst. Stand. and Technol., Gaithersburg, MD (1992).
- [15] Babrauskas, V., Flammability of Upholstered Furniture with Flaming Sources, *Cellular Polymers*. 8, 198-224 (1989).
- [16] Damant, G.H., and Nurbakhsh, S., Heat Release Tests of Mattresses and Bedding Systems, State of California, Bureau of Home Furnishings and Thermal Insulation, North Highlands, CA (1991).
- [17] Technical Bulletin 129 — Flammability Test Procedure for Mattresses for Use in Public Buildings, State of California, Bureau of Home Furnishings and Thermal Insulation, North Highlands, CA (1992).