



Economic Development Administration

Fiscal Year 2005 Annual Report

Fiscal Year 2006 Annual Report



Economic Development Administration

Fiscal Year 2005 Annual Report
Fiscal Year 2006 Annual Report

U.S. DEPARTMENT OF COMMERCE

AMERICAN JOBS ★ AMERICAN VALUES

Contents

Letter of Transmittal from Secretary of Commerce to United States Congress	4
An Explanatory Note to Our Readers	5
Statement from Assistant Secretary of Commerce for Economic Development	6
Mission Statement	8
Statement of Appropriations for FY 2005 and FY 2006	9
Highlights of the Economic Development Administration (EDA) FY 2005 and FY 2006	10
I. Performance Goals and Results: Government Performance and Results Act	14
II. Management Controls and Future Initiatives	19
III. Programs and Funding Priorities of EDA	22
Public Works and Development Facilities, a.k.a. Public Works Assistance	23
Economic Adjustment Assistance	24
Economic Development Planning Assistance	27
Technical Assistance: University Center Economic Development	28
Research and Evaluation	29
Trade Adjustment Assistance for Firms	30
Funding Priority Spotlight: Brownfields Redevelopment	33
IV. State-by-State Economic Development Directories	36
EDA Headquarters and Regional Offices	37
University Centers	38
Trade Adjustment Assistance Centers	42
V. State-by-State Investment Information	44
Summary Table of EDA Approved Investments by State by Program FY 2005	45
Summary Table of EDA Approved Investments by State by Program FY 2006	46
Listing of EDA Approved Investments by State by Program FY 2005 and FY 2006	47
VI. EDA Reauthorization Act 2004 Reporting Requirements	89
Projected Investment Ratio for FY 2005 and FY 2006	90
EDA Leveraging Goals for the Private Sector in FY 2005 and FY 2006	104
Realized Investment Ratio for FY 2002 and FY 2003	105



THE SECRETARY OF COMMERCE
Washington, D.C. 20230

The President of the Senate
Speaker of the House of Representatives

Dear Mr. President and Madam Speaker:

I am pleased to submit the annual reports on the activities of the Economic Development Administration, U.S. Department of Commerce, for Fiscal Years 2005 and 2006, in compliance with Section 603 of the Public Works and Economic Development Act of 1965, as amended.

Sincerely,

A handwritten signature in blue ink, which appears to read "Carlos M. Gutierrez".

Carlos M. Gutierrez

To our readers:

EDA continuously seeks to improve its administration of federal resources. To that end, beginning in FY 2006, EDA adopted a more rigorous methodology to determine jobs created and retained, and private capital generated under its Public Works Assistance program and the construction component of its Economic Adjustment Assistant program. EDA developed this “attribution” methodology to more rationally isolate the impact of EDA’s investment from other possible contributing factors such as local economic activities, national economic conditions and additional investments from other sources.

EDA anticipates that the results of its attribution methodology will more accurately measure outcomes and will pave the way for further improvements in the administration of EDA. In the short term, therefore, it may appear that EDA is reporting a downturn in its achievements between FY 2005 and FY 2006; this is not the case, however.

Since many EDA investments cannot be subjected to precise measurement due to the four to five years it takes to complete construction of infrastructure projects, the data generated nine years after the award is made will be the most accurate. The evaluation of EDA’s job creation and private capital leverage outcomes is further discussed in Sections [I](#), [II](#), [III](#) and [VI](#) of the report.

The Economic Development Administration
U.S. Department of Commerce

Statement from the Assistant Secretary of Commerce for Economic Development

Addressing the “What’s Next” Question for 21st Century Economic Development

I am pleased to report to Congress on the achievements of the U.S. Department of Commerce’s Economic Development Administration (EDA) on behalf of the American people. EDA’s mission is to lead the federal economic development agenda by promoting innovation and competitiveness, preparing American regions for growth and success in the worldwide economy. This report documents EDA’s efforts to fulfill this mission during Fiscal Years 2005 and 2006.

EDA, as with any other development organization in the United States, faces twin challenges in the 21st century – an accelerating pace of change in the marketplace as competition intensifies in a worldwide economy, and competing priorities for finite federal resources. Given these twin challenges, EDA works to maximize its return for the American taxpayer by focusing its efforts and resources on development strategies that address the “what’s next” question for 21st century economic development.

Development strategies that successfully address this “what’s next” question share several characteristics, which are reflected in EDA’s funding priorities. Such strategies include:

- Support long-term, coordinated and collaborative regional economic development approaches in both rural and urban distressed communities;
- Support innovation and competitiveness; and
- Encourage entrepreneurship.

By focusing on these three priorities – and working closely with the private sector, government entities and nonprofit organizations – EDA helps distressed rural and urban communities take the steps to create an environment in which they can thrive tomorrow in a dynamic worldwide economy. This ensures that EDA continues to produce the strong results that it has to date:

- EDA FY 2005 construction investments, including Department of Defense (DoD) projects administered by EDA, are projected to leverage approximately \$33 for every EDA dollar invested and FY 2006 investments, including DoD projects, are expected to leverage \$27 per EDA dollar.

- EDA FY 2005 construction investments, including DoD projects, are projected to generate new jobs at a cost of only \$1,975 and for FY 2006 the cost per job is projected to be \$2,539.
- In Fiscal Years 2005 and 2006, EDA investments are projected to help attract or retain more than 205,107 American jobs.

I am proud of these results and the members of the EDA team nationwide who achieved them. Details of EDA's work are documented in the following report on the accomplishments of the Economic Development Administration for Fiscal Years 2005 and 2006 to the United States Congress. To avoid unnecessary paper usage and in order to be diligent with public funds, EDA is pleased to publish this document electronically.

I look forward to building upon the successes outlined in this report by continuing to focus on "what's next" in 21st century economic development in order to create and retain higher-wage, higher-skill jobs in America's economically distressed regions. With these principles, EDA honors its forty-year plus tradition of advancing economic development across America with our sight clearly focused on the challenges of tomorrow.

Sincerely,



Sandy K. Baruah
Assistant Secretary of Commerce
for Economic Development

Economic Development Administration Mission Statement

Mission Statement

To lead the federal economic development agenda by promoting innovation and competitiveness, preparing American regions for growth and success in the worldwide economy.

Statement of Appropriations

Fiscal Year 2005 and Fiscal Year 2006

*(in Thousands of Dollars)**

EDA PROGRAM CATEGORY	APPROPRIATIONS FISCAL YEAR 2005**	APPROPRIATIONS FISCAL YEAR 2006***
Public Works and Development Facilities	162,978	157,389
Economic Development Planning Assistance	27,000	27,000
Technical Assistance	8,322	8,203
Economic Adjustment Assistance	44,794	44,154
Trade Adjustment Assistance for Firms	11,839	12,814
Research and Evaluation	488	481
Adjusted Economic Development Assistance Program (EDAP) Subtotal	255,421	250,041
Adjusted Salaries and Expenses	30,076	30,391
TOTAL	285,497	280,432

* Appropriations reflect enacted rescissions on unobligated balances.

** FY 2005 reflects \$1,436K transfer from Department of Agriculture to EDAP.

FY 2005 does not reflect \$8,300K in recovered funds from Public Work and Development Facilities, Trade Adjustment Assistance and Defense Economic Adjustment that was reprogrammed to Economic Adjustment in support of Hurricane Katrina recovery.

*** FY 2006 reflects \$700K transfer from EDAP to S&E. The transfer was offset by \$700K in deobligated funds.

Economic Development Administration

Highlights for Fiscal Years 2005 and 2006*

EDA is a cost-effective job creator

■ In Fiscal Year 2005

- EDA made 765 investments that totaled \$305 million in EDA program funds.
- EDA investments created or retained American jobs at an average cost of \$1,975 per job.
- EDA awarded 42 investments totaling \$28.2 million in the category of community and faith-based social entrepreneurship.
- EDA awarded 75 investments totaling \$75.2 million in the category of technology-led investments.
- EDA investments under its Public Works Assistance program, revolving loan fund program and the construction and disaster recovery components of the Economic Adjustment Assistance program totaled \$237 million and will create or retain 119,697 jobs, based on investment recipients' estimates.
- EDA leveraged over \$33 in private sector capital investment for every taxpayer dollar invested, based on investment recipients' estimates.

■ In Fiscal Year 2006

- EDA made 766 investments that totaled \$286 million in program funds.
- EDA investments created or retained American jobs at an average cost of \$2,539 per job.
- EDA awarded 44 investments totaling \$33 million in the category of community and faith-based social entrepreneurship.
- EDA awarded 76 investments totaling \$77.1 million in the category of technology-led investments.
- EDA investments under its Public Works Assistance program, the revolving loan fund program and the construction and disaster recovery components of the Economic Adjustment program totaled \$217 million and will create or retain 85,410 jobs, based on investment recipients' estimates.
- EDA leveraged over \$27 in private sector capital investment for every taxpayer dollar invested, based on investment recipients' estimates.

** All figures include Department of Defense reimburseable grants.*

EDA economic development assistance programs promote Gulf Coast recovery

- Following Hurricane Katrina's landfall on August 29, 2005 through the end of FY 2006, EDA awarded 42 investments totaling \$24.2 million to the Gulf Coast region. EDA and its investment recipients estimate that these investments will generate more than \$235.2 million in private capital investment and will create 2,006 jobs. EDA's awarded Gulf Coast investments represent almost 10 percent of its FY 2006 program budget. This effort is consonant with EDA's mission of providing grants to communities in greatest need. EDA worked closely with the Secretary of Commerce and other Commerce bureaus to support the innovative Gulf Coast Business Investment Mission. EDA serves as chair of the Economic Development Working Group at the Office of the Federal Coordinator for Gulf Coast Rebuilding. Assistant Secretary Baruah served on the President's Katrina: Lessons Learned Task Force.

EDA-funded Economic Development Districts support long-term, coordinated and collaborative regional economic development

- EDA fulfilled the congressional mandates regarding its Planning Assistance program as provided in the bureau's 2004 reauthorization legislation. EDA funded 38 previously designated and unfunded Economic Development Districts (EDDs) as well as 11 newly-designated EDDs. As a result, by the end of FY 2006, EDA funded a total of 355 EDDs.
- The eight EDDs designated and funded in FY 2005 were: East Central Florida Regional Planning Council of Maitland, Florida; Atlanta Regional Commission of Atlanta, Georgia; North Central Illinois Council of Governments in Princeton, Illinois; Southwest Iowa Planning Council in Atlanta, Iowa; Midcoast Economic Development District in Bath, Maine; Franklin Regional Council of Governments in Greenfield, Massachusetts; Snowy Mountain Development Corporation in Lewistown, Montana; and Central Nebraska Economic Development District in Bassett, Nebraska.
- The three EDDs designated and funded in FY 2006 were: East Central Iowa Council of Governments in Cedar Rapids, Iowa; Mid-America Regional Council in Kansas City, Missouri; and Centralina Economic Development Commission in Charlotte, North Carolina.

EDA Research and Evaluation program investment helps communities look beyond the immediate economic horizon

- In 2006, through its Research and Evaluation program, EDA funded a report entitled, *Unlocking Rural Competitiveness: The Role of Regional Clusters*, prepared by the Purdue Center for Regional Development and the Indiana Business Research Center at the Kelley School of Business, Indiana University Strategic

Development Group, Inc., to develop a database and method to assess regional economic competitiveness in rural areas of the United States. The research was organized into two major projects. Project One built a comprehensive national database for cluster studies. Project Two uses the database developed in Project One to analyze the cluster structure of regions, using a six-county region in Indiana as a case study. The report is available through www.eda.gov and at <http://www.ibrc.indiana.edu/innovation/data.html> and the data is updated periodically.

Winners of EDA Excellence in Economic Development Awards in 2005 and 2006

- On September 7, 2005, Sandy K. Baruah, Assistant Secretary of Commerce for Economic Development announced the winners of EDA's Excellence in Economic Development Awards 2005. These awards were presented in a ceremony held in Washington, DC. On May 31, 2006, Assistant Secretary Baruah announced the winners of the EDA Excellence in Economic Development Awards 2006. These awards were presented in ceremonies held in the winners' respective communities. Members of each winner's congressional delegation joined the Assistant Secretary in the award presentation ceremonies.

Winners of EDA Excellence in Economic Development Awards 2005 and 2006 were as follows:

Excellence in Rural Economic Development

2005: Satsop Development Park, Grays Harbor Public Development Authority in Elma, Washington

2006: Yuba-Sutter Economic Development Corporation in Yuba City, California

Excellence in Urban or Suburban Economic Development

2005: Greater Louisville, Inc.; Specific Program: High Impact Portfolio, in Louisville, Kentucky

2006: Tinley Park Economic Development, Tinley Park, Illinois

Excellence for Enhancing Regional Competitiveness

2005: Ben Franklin Technology PArtners of Central and Northern Pennsylvania

Specific Program: The Powder Metals Initiative, in Erie, Pennsylvania

2006: Catalyst Connection in Pittsburgh, Pennsylvania

Excellence in Economic Adjustment Strategies

2005: Florida Small Business Development Center Network in Pensacola, Florida

2006: City of Pueblo in Pueblo, Colorado

Excellence in Technology-led Economic Development

2005: Sandia Science and Technology Park in Albuquerque, New Mexico

2006: North Dakota State University Research and Technology Park, Inc., in Fargo, North Dakota

Excellence in Community and Faith-Based Social Entrepreneurship

2005: St. Vincent de Paul Society of Lane County, Inc., in Eugene, Oregon

2006: Saint Patrick Center in St. Louis, Missouri

Excellence in Innovation in Economic Development

2005: Philadelphia Authority for Industrial Development; Specific Program: Philadelphia Industrial
Development Corporation in Philadelphia, Pennsylvania

2006: ConnectKentucky in Bowling Green, Kentucky

I. Performance Goals and Results: Government Performance and Results Act

I. Performance Goals and Results: Government Performance and Results Act

The Government Performance and Results Act of 1993 (GPRA) requires federal agencies to develop strategic plans, performance goals and measures and to report on their programs' performance. The Department of Commerce's overarching strategic goals and outcome-oriented objectives focus on the performance of its bureaus in achieving their missions. EDA's mission is to lead the federal economic development agenda by promoting innovation and competitiveness, preparing American regions for growth and success in the worldwide economy.

For many distressed communities, realizing the promise of the 21st century will depend on the investments that EDA makes today. EDA investments in the economic growth of distressed communities lay the foundation for job creation and fuel economic growth, thereby raising living standards and improving the quality of life. EDA's optimal use of limited public funds relies on the economic leverage achieved from its strategic and focused investments in distressed communities. The results of economic development investments are often realized years later as they generate jobs, private sector investments and social benefits that improve lives. Each year, EDA uses the GPRA review process not only to analyze and assess its performance, but also to improve and refine its measures.

All EDA's GPRA performance measures are linked to the agency's strategic goals, Balanced Scorecard reports from the six regional offices and the performance plans of senior executives. The current EDA GPRA targets are formula-based projections derived from a 1996 Rutgers University study. In this annual report, EDA presents both GPRA formula-based targets and projected outcomes based on recipients' estimates.

EDA GPRA Performance System

The EDA GPRA performance system includes two mutually supportive sets of performance goals and measures:

- Goal One: Promote private enterprise and job creation in economically distressed communities; and
- Goal Two: Improve community capacities to achieve and sustain economic growth.

EDA Performance Goals and Measures

EDA had two goals and eight measures; EDA met or exceeded its targets for all those measures in FY 2005 and FY 2006.

Goal One applies to Public Works Assistance and Economic Adjustment Assistance (construction component only). It has two measures: the number of jobs created and amount of private investment generated. Goal Two applies to Planning Assistance, Technical Assistance and Trade Adjustment Assistance for Firms and it has six measures, two each for Economic Development Districts, Indian tribes and Trade Adjustment Assistance Centers. EDA met or exceeded its targets for all those measures in FY 2005 and FY2006.

- **Goal One:** Increase private enterprise and job creation in economically distressed communities.

Goal One includes investment assistance provided under the Public Works Assistance program, Economic Adjustment Assistance program (construction component only) and the revolving loan fund program. With EDA's investment assistance, communities attract new and support existing businesses and generate higher-skill, higher-wage jobs as well as income for unemployed and underemployed residents.

Goal One:

Measure One: Private sector dollars invested in distressed communities as a result of EDA investments.

(dollars in millions)

Reporting Year

Investment Year	2000		2001		2002		2003		2004		2005		2006		2007	2008	2009	2010	2011	2012	2013	2014	2015	
	Target	Actual	Target	Actual	Target	Actual	Target	Actual	Target	Actual	Target	Actual	Target	Actual	Target	Target	Target	Target	Target	Target	Target	Target	Target	
	1997	\$116	\$199					\$581	\$2,475					\$1,162	\$2,210									
1998			\$130	\$971					\$650	\$1,740					\$1,300									
1999					\$420	\$640					\$1,040	\$1,787			\$2,080									
2000							\$400	\$1,251					\$1,020	\$1,058			\$2,040							
2001									\$480	\$947					\$1,200			\$2,410						
2002											\$390	\$1,791			\$970				\$1,940					
2003													\$320	\$1,669			\$810			\$1,620				
2004														\$330			\$824				\$1,649			
2005															\$270				\$674			\$1,349		
2006																	\$265			\$662				\$1,324

These targets are based on results of the Public Works Assistance program, Economic Adjustment Assistance program (construction component only) and revolving loan fund investments at three, six and nine-year intervals from the date of the award.

Goal One:

Measure Two: Jobs created or retained in distressed communities as a result of EDA investments.

Reporting Year

Investment Year	2000		2001		2002		2003		2004		2005		2006		2007	2008	2009	2010	2011	2012	2013	2014	2015	
	Target	Actual	Target	Actual	Target	Actual	Target	Actual	Target	Actual	Target	Actual	Target	Actual	Target	Target	Target	Target	Target	Target	Target	Target	Target	
	1997	5,040	12,056											50,400	50,546									
1998			5,400	12,898					27,000	68,109					54,000									
1999					11,300	29,912					28,400	47,374			56,900									
2000							11,300	39,841					28,200	42,958			56,500							
2001									14,400	21,901					36,000			72,000						
2002											11,500	19,672			28,900				57,800					
2003													9,170	11,702			22,900			45,800				
2004														8,999			22,497				44,994			
2005															7,227				18,193			36,386		
2006																	7,019			17,548				35,097

These targets are based on results of the Public Works Assistance program, Economic Adjustment Assistance program (construction component only) and revolving loan fund investments at three, six and nine-year intervals from the date of the award.

EDA Performance Goals and Measures

Goal Two: Improve community capacity to achieve and sustain economic growth.

Goal Two includes the Partnership Planning Assistance program for investments made through Economic Development Districts (EDDs), Native American organizations, states, sub-state planning regions, urban counties, cities and other eligible applicants to assist in planning. The Planning Assistance program has two categories: Partnership Planning investments for EDDs, Indian tribes and other eligible areas; and Short Term Planning investments to states, sub-state planning regions and urban areas. See [Section III](#) for a description of those programs.

Measure	FY 2004 Target	FY 2004 Actual	FY 2005 Target	FY 2005 Actual	FY 2006 Target	FY 2006 Actual	FY 2007 Target	FY 2008 Target	FY 2009 Target	FY 2010 Target	FY 2011 Target	FY 2012 Target	FY 2013 Target
Percentage of economic development districts and Indian tribes implementing economic development projects from the comprehensive economic development strategy process that lead to private investment and jobs	95%	97%	95%	97%	95%	97%	95%	95%	95%	95%	95%	95%	95%
Percentage of sub-state jurisdiction members actively participating in the economic development district program	89-93%	90%	89-93%	90%	89-93%	90%	89-93%	89-93%	89-93%	89-93%	89-93%	89-93%	89-93%
Percentage of University Center clients taking action as a result of the assistance facilitated by the University Center	75%	78%	75%	79%	75%	76%	75%	75%	75%	75%	75%	75%	75%
Percentage of those actions taken by University Center clients that achieved the expected results	80%	88%	80%	88%	80%	82%	80%	80%	80%	80%	80%	80%	80%
Percentage of Trade Adjustment Assistance Centers (TAACs) clients taking action as a result of the assistance facilitated by the TAACs	90%	90%	90%	95%	90%	90%	90%	90%	90%	90%	90%	90%	90%
Percentage of those actions taken by Trade Adjustment Assistance Center clients that achieved the expected results	95%	98%	95%	97%	95%	96%	95%	95%	95%	95%	95%	95%	95%

II. Management Controls and Future Initiatives

II. Management Controls and Future Initiatives

During FY 2005 and FY 2006, EDA's continued focus on results-driven performance ensured that EDA provided the highest level of service to economically distressed communities. While EDA undertook numerous management activities and initiatives, the following activities are worthy of particular note.

Balanced Scorecard

In FY 2005 and FY 2006, EDA continued to use its Balanced Scorecard (BSC) program to translate EDA's strategy and goals into a set of complementary actions and initiatives using measurements of current performance coupled with leading indicators of future performance. Measures on the BSC inform and direct management decisions to achieve the agency goals and objectives as measured by GPRA.

President's Management Agenda

As part of strengthening the agency's performance, EDA accomplished numerous activities to achieve the goals and objectives of each of the President's Management Agenda's government-wide initiatives: strategic management of human capital; competitive sourcing; improved financial performance; expanded electronic government; and budget and performance integration.

Economic Development Administration Website

EDA supports congressional direction to provide an economic development information clearinghouse in consonance with the Administration's commitment to transform the federal government into a more productive e-enterprise that will better serve citizens. EDA's website provides information for economic development practitioners, linkages to economic development resources, information regarding EDA investment programs and guidelines, recent speeches, economic development research studies and news on current and upcoming events.

EDA and DOC Grants Management Collaboration

In FY 2005 and 2006, the Department of Commerce operating units involved in grants administration collaborated on several efforts to identify common processes and recommend a department-wide solution for an on-line grants system that interfaces with www.grants.gov.

Consolidate Key Administrative Systems

EDA's cost-benefit analysis, conducted by Accenture LLP in FY 2004, explored opportunities to consolidate EDA's Commerce Business System (CBS) grant accounting activities and/or environments into the existing CBS support operations within NOAA. In FY 2005, EDA executed the recommendation of the cost-benefit analysis by migrating EDA's grant accounting system environment and specific accounting functions to NOAA's instance of CBS.

E-Grants

In FY 2006, EDA started posting 100 percent of its funding opportunities on its website as well as www.grants.gov. Those notices can be accessed on www.grants.gov through the "Find Grant Opportunities" section and by clicking on "Search Grant Opportunities Now."

Budget and Performance Integration

As part of its continuing efforts to integrate budget and performance, EDA issued new guidance on the Regional Investment Strategy Plans to help EDA managers proactively manage each Regional Office's investment portfolio to best leverage limited resources to areas of high distress with the greatest potential for results.

III. Programs of the Economic Development Administration

III. Programs of the Economic Development Administration

Public Works and Development Facilities Program

The Public Works and Development Facilities program, a.k.a. Public Works Assistance program, empowers communities experiencing economic decline and distress. This program assists communities needing to revitalize, expand and upgrade their physical infrastructure to attract new industry and encourage business expansion. EDA's Public Works Assistance program helps to diversify local economies and supports the generation or retention of higher-skill, higher-wage jobs.

Public Works Assistance investments support a variety of specific economic development strategies, including cluster-based; technology-led; specialized workforce development; diversification of natural resource dependent economies; community and faith-based social entrepreneurship; tourism and cultural heritage preservation; export development programs; commercialization and deployment of innovative technologies; and redevelopment of brownfields sites. See [Section V](#) for a listing by state of FY 2005 and FY 2006 Public Works Assistance investments.

ECONOMIC DISTRESS CRITERIA FOR PUBLIC WORKS ASSISTANCE INVESTMENTS

EDA's Public Works Assistance investments may be awarded if the region meets any one of the following economic distress factors:

- low per capita income
 - high unemployment
 - other special needs, including
 - closure or restructuring of an industrial firm or loss of a major employer
 - substantial out-migration or population loss
 - underemployment
 - military base closures or realignments, defense contractor reductions-in-force
 - natural or other major disasters or emergencies
 - extraordinary depletion of natural resources
 - negative effects of changing trade patterns
 - other special or extraordinary needs, as determined by the Assistant Secretary of Commerce for Economic Development
-

ANALYSIS OF FY 2005 AND FY 2006 PUBLIC WORKS ASSISTANCE INVESTMENTS

Fiscal Year	Number of EDA Investments	EDA Dollars Invested	Average EDA Investment Amount	Estimated Private Capital Leveraged	Estimated Number of Jobs Created and Saved
2005	140	\$177.18 million	\$1.27 million	\$6.13 billion	85,661
2006	136	\$171.19 million	\$1.27 million	\$4.97 billion	61,448

EXAMPLE OF EDA PUBLIC WORKS ASSISTANCE INVESTMENT

North Dakota State University Research Park, Fargo, North Dakota

In 2005, EDA invested \$1.75 million in the development of the Center for Technology Enterprise at the North Dakota State University (NDSU) Research Park in Fargo, North Dakota. The NDSU Research Park became a hub for nanotechnology with the establishment of the Center for Nanoscale Science and Engineering in 2002. In addition, Alien Technology is opening a manufacturing plant in the research park that brings 300 new jobs and may expand to 1,000 within ten years. Alien is the world leader in radio frequency identification tags, known as RFID tags. The tags are quickly replacing the UPC code on consumer products because they hold more information and are easier to scan. Those radio frequencies allow the tags to be scanned from a distance and many can be scanned simultaneously. The heart of the RFID tag is a tiny computer chip.

Economic Adjustment Assistance Program

The Economic Adjustment Assistance program uses a flexible set of tools to respond to the special needs of communities facing the most severe economic difficulties, such as sudden and severe economic dislocation caused by a plant closing that changes the local or regional economic structural base.

By providing assistance for the development of regional strategic planning, EDA empowers communities at the grass-roots level, thus helping them to rethink their economic future. The program can also fund critical portions of local action plans, including essential infrastructure, technical assistance for business transitions, local capacity-building and revolving loan funds to help jump-start new competitive businesses. See [Section V](#) for a listing by state of FY 2005 and FY 2006 Economic Adjustment Assistance investments.

THREE INVESTMENT ACTIVITIES SUPPORTED BY EDA'S ECONOMIC ADJUSTMENT PROGRAM

EDA's Economic Adjustment Assistance program supports the following three types of investment activities:

- **Strategy or capacity-building investments** help communities organize and implement a planning process, resulting in a Comprehensive Economic Development Strategy (CEDS). An EDA-approved CEDS is a prerequisite for implementing an economic adjustment infrastructure improvement or revolving loan fund investment, as it is for other EDA infrastructure investments;
 - **Implementation investments** help communities implement one or more initiatives identified in their EDA-approved CEDS by funding projects to construct basic infrastructure or facilities to implement recovery strategies; and
 - **Revolving loan fund investments** capitalize an intermediary to make loans to local businesses, which otherwise cannot access commercial credit.
-

ECONOMIC DISTRESS CRITERIA FOR ECONOMIC ADJUSTMENT PROGRAM INVESTMENTS

EDA's Economic Adjustment Assistance may be awarded if the region meets any one of the following economic distress factors:

- low per capita income
 - high unemployment
 - other special needs, including
 - closure or restructuring of an industrial firm or loss of a major employer
 - substantial out-migration or population loss
 - underemployment
 - military base closures or realignments, defense contractor reductions-in-force
 - natural or other major disasters or emergencies
 - extraordinary depletion of natural resources
 - negative effects of changing trade patterns
 - other special or extraordinary needs, as determined by the Assistant Secretary of Commerce for Economic Development
-

ANALYSIS OF EDA FY 2005 AND FY 2006 *
ECONOMIC ADJUSTMENT ASSISTANCE AND DISASTER ASSISTANCE INVESTMENTS

Investment Category	Fiscal Year 2005	Fiscal Year 2006
Total Economic Adjustment Assistance (EA) including Department of Defense (DoD) reimbursables and disaster assistance	\$78.3 million	\$64.6 million
Total DoD reimbursables	\$21.1 million	\$18.7 million
Total Disaster Assistance	\$2.7 million	\$.1 million
Economic Adjustment Assistance excluding DoD reimbursables and disaster assistance	\$54.5 million	\$45.8 million
Total EA investments including DoD reimbursables and disaster assistance	107	105
Number of estimated jobs created or retained as a result of all revolving loan fund (RLF) and EA construction investments	34,036	23,962
Projected private sector capital investment leveraged as a result of all RLF and EA construction investments	\$1.7 billion	\$.92 billion
Number of strategy or capacity-building investments, including DoD reimbursables and disaster investments	61	67
Number of implementation or construction investments, including DoD reimbursables and disaster investments	43	32
Number of investments with both strategy and construction components, including DoD reimbursables and disaster investments	2	1
Number of RLF recapitalization investments, including EA disaster investments	1	5
Percentage of all non-statewide EA investments in rural areas, including Native American investments	62.9 percent	44.4 percent

* EDA Disaster Assistance provided in this table includes only investments funded with supplemental disaster assistance appropriations; it does not include assistance provided through regular program authorities in response to Hurricane Katrina and other disasters.

EXAMPLE OF EDA ECONOMIC ADJUSTMENT ASSISTANCE INVESTMENT

EDA Gulf Coast Rebuilding Investment

In FY 2006, during the months following Hurricane Katrina's landfall, EDA awarded an Economic Adjustment investment of \$300,000 to the Regional Planning Commission of New Orleans. The investment developed the New Orleans Regional Biosciences Strategic Plan. This multi-component plan will implement a regional biosciences strategy, which will serve as the economic catalyst needed to foster the rebuilding and commercialization of the medical district's intellectual capital. EDA's investment provided the biosciences community with the foundation needed to achieve consensus on management, innovation, and a market-based, results-oriented approach to economic development.

Economic Development Planning Assistance Program

The Economic Development Planning Assistance program provides essential investment support to Economic Development Districts (EDDs), Native American organizations, states, sub-state planning regions, urban counties, cities and other eligible applicants to assist in planning. The two categories of the Planning Assistance program are: Partnership Planning investments for EDDs, Indian tribes and other eligible entities; and Short Term Planning investments to states, sub-state planning regions and urban areas.

Eligible activities under this program include developing, maintaining and implementing a Comprehensive Economic Development Strategy (CEDs) and related short-term planning activities. EDA investments are normally awarded annually or on a three-year renewable basis. See [Section V](#) for a listing by state of FY 2005 and FY 2006 recipients of Planning Assistance investments.

EDA fulfilled the congressional mandates regarding its Planning Assistance program as provided in the bureau's 2004 reauthorization legislation. EDA funded 38 previously designated and unfunded Economic Development Districts (EDDs) as well as 11 newly-designated EDDs. As a result, by the end of FY 2006, EDA funded a total of 355 EDDs.*

The eight EDDs designated and funded in FY 2005 were: East Central Florida Regional Planning Council of Maitland, Florida; Atlanta Regional Commission of Atlanta, Georgia; North Central Illinois Council of Governments in Princeton, Illinois; Southwest Iowa Planning Council in Atlanta, Iowa; Midcoast Economic Development District in Bath, Maine; Franklin Regional Council of Governments in Greenfield, Massachusetts; Snowy Mountain Development Corporation in Lewistown, Montana; Central Nebraska Economic Development District in Bassett, Nebraska.

The three EDDs designated and funded in FY 2006 were: East Central Iowa Council of Governments in Cedar Rapids, Iowa; Mid-America Regional Council in Kansas City, Missouri; and Centralina Economic Development Commission in Charlotte, North Carolina.

EDA's Partnership Planning program assistance to EDDs totaled \$20.1 million in FY 2006, an increase of 12.4 percent over the FY 2004 total of \$17.6 million. The balance of EDA's planning program funds totaling \$6.86 million in FY 2006 supported Native American, short-term and other targeted planning activities.

**ANALYSIS OF FY 2005 AND FY 2006
ECONOMIC DEVELOPMENT PLANNING ASSISTANCE INVESTMENTS**

EDA Planning Assistance Program Category	FY 2005 Number of EDA Investments	FY 2005 EDA Dollars Invested	FY 2006 Number of EDA Investments	FY 2006 EDA Dollars Invested
Partnership Planning: Economic Development Districts	281	\$18.13 million	320	\$20.1 million
Partnership Planning: Native American Alaskan Native Governments	58	\$2.99 million	55	\$2.83 million
Partnership Planning: Eligible Area	3	\$169 thousand	1	\$52 thousand
Short Term Planning	74	\$6.15 million	59	\$3.98 million

*The aggregate number of EDDs funded in FY 2006 (355) differs from the table above (320) because 14 EDDs in Kentucky are funded under a single state-wide investment and in a few cases EDDs were funded by multi-year investments that began in previous fiscal years.

EDA Technical Assistance Program

University Center Economic Development Assistance Program

EDA's University Center Economic Development Assistance Program sponsors University Centers. These entities conduct applied research, provide technical assistance to public and private sector organizations and conduct other activities with the goal of enhancing regional economic development by promoting a favorable business environment to attract private capital investment and higher-skill, higher-wage jobs.

EDA began administering the University Center Economic Development program as a competitive multi-year program as part of its FY 2004 Announcement of Federal Funding Opportunities. Under this multi-year program designation, EDA held University Center Economic Development program competitions annually in its six regional offices during FY 2004 through 2006. The Austin and Denver regional offices solicited applications for the FY 2004 University Center competition, the Philadelphia and Chicago regional offices solicited applications for the FY 2005 University Center competition, and the Atlanta and Seattle regional offices solicited applications for the FY 2006 University Center competition. See [Section IV](#) for a listing of current recipients of EDA University Center Economic Development Assistance program investments.

**EDA FY 2005 AND FY 2006
UNIVERSITY CENTER TECHNICAL ASSISTANCE INVESTMENTS**

Fiscal Year	Number of EDA Investments*	EDA Dollars Invested
2005	67	\$6.72 million
2006	63	\$6.83 million

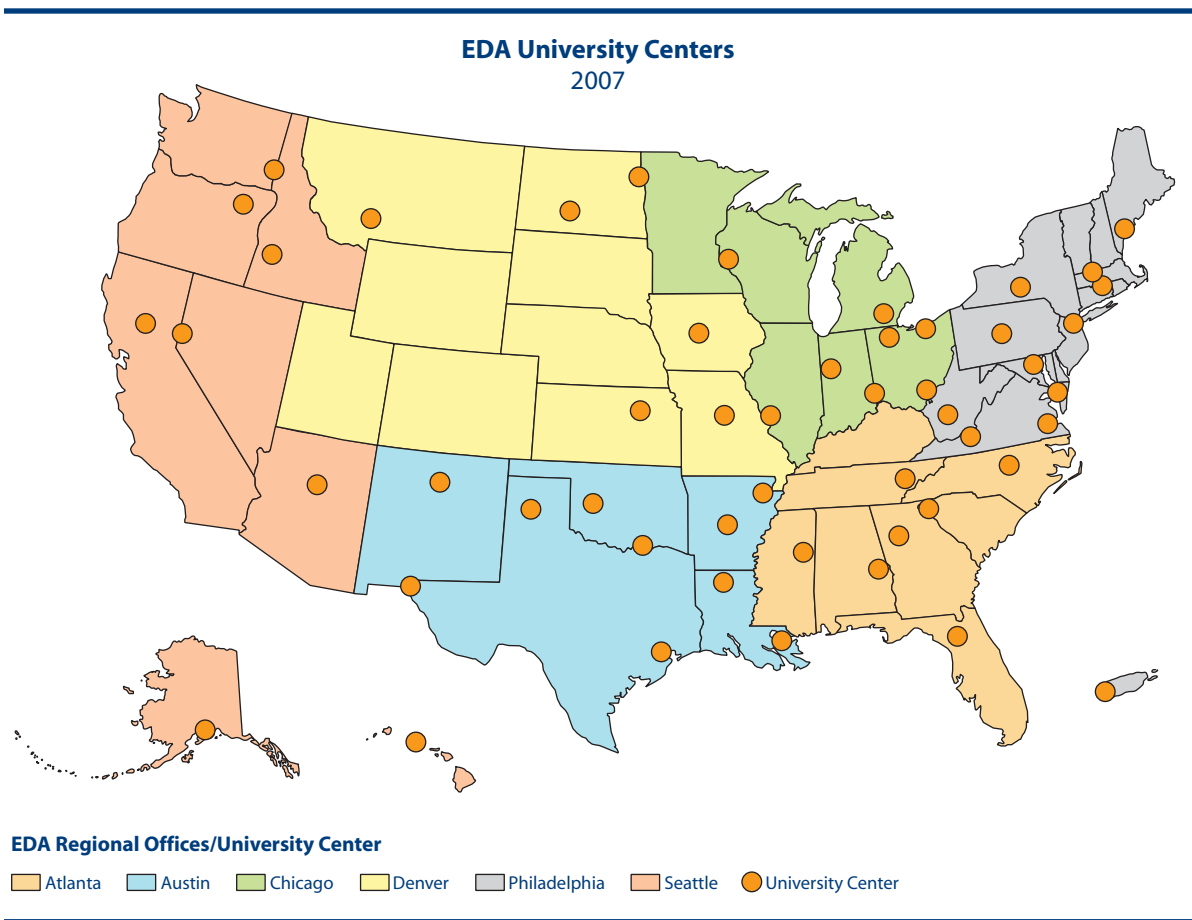
* Due to the University Center competition, the number of EDA University Center investments will not match the number of University Centers listed in [Section IV](#) because Centers are transitioning into or out of the program.

EXAMPLE OF EDA UNIVERSITY CENTER INVESTMENT

**EDA University Center for Economic Development, Clemson University
Clemson, South Carolina**

In 2006, EDA awarded a three-year investment totaling \$487,160 to Clemson University to establish the EDA University Center for Economic Development (UCED) as a joint program of the Clemson University Regional Economic Development Research Laboratory and the Clemson Institute for Economic and Community Development. UCED is a research-based hub whose principal objective is to foster economic development in South Carolina by providing research and technical assistance to organizations and areas concerned with job and income creation. To accomplish those objectives, UCED undertakes research studies focusing on economic development strategies, policy analysis and clearly defined regional economic development issues. Examples of applied research programs include economic and fiscal impact analysis; environmental impact analysis; industry targeting and industry cluster development; labor market studies; retail market and area analysis; economic trends and projections; and program cost-benefit analysis.

The city of Florence, South Carolina, is the economic hub of Florence County and the surrounding region. Florence has an unemployment rate well above the national average. To identify potentially emerging industry clusters that could be attracted to the region, UCED developed an industry targeting study. The study successfully enhanced the region's ability to recruit businesses and today is the foundation for its continued recruitment, retention and expansion of industries. For example, in September 2006, the Florence County Economic Development Partnership successfully recruited an automobile manufacturer that produces innovative interiors, instruments and technologies; this company provides 200 jobs and invested \$35 million in the county.



Research and Evaluation Program

Through its Research and Evaluation program, EDA develops a comprehensive base of research information about economic development issues; disseminates information to local, state and national economic practitioners; and evaluates the performance of economic development programs.

As part of its ongoing mission to assist economically distressed areas, EDA supports the dissemination of information on best practices and ideas in 21st century economic development to economic development practitioners serving distressed communities. EDA's intent is to implement a coordinated and complementary information dissemination program that, through strategic linkages, reaches the maximum number of economic development practitioners. Currently, EDA uses the following vehicles to achieve this goal: a periodic *Economic Development Today* television show; a quarterly *Economic Development America* magazine; a monthly *EDA Update* electronic newsletter; and regional development symposia.

**FY 2005 AND 2006 RESEARCH AND NATIONAL TECHNICAL
ASSISTANCE INVESTMENTS**

Fiscal Year	Number of EDA Investments	EDA Dollars Invested
2005	11	\$2.89 million
2006	8	\$2.83 million

EXAMPLE OF EDA RESEARCH AND NATIONAL TECHNICAL ASSISTANCE INVESTMENT

**Purdue Center for Regional Development and Indiana Business Research Center
at the Kelley School of Business, Indiana University Strategic Development Group, Inc.**

In 2006, EDA funded a report entitled, *Unlocking Rural Competitiveness, The Role of Regional Clusters*, prepared by the Purdue Center for Regional Development and the Indiana Business Research Center to develop a database and method to assess regional economic competitiveness in rural areas of the United States. The research was organized into two major projects: Project One built a comprehensive national database for cluster studies. Project Two used the database developed in Project One to analyze the cluster structure of regions, using a six-county region in Indiana as a case study. The report is available through www.eda.gov and at <http://www.ibrc.indiana.edu/innovation/data.html>. This data is updated periodically.

Trade Adjustment Assistance Program

Trade Adjustment Assistance for Firms

The Department of Commerce is strongly committed to supporting the policies of President Bush that promote open trade. Trade with our international partners creates good jobs for American workers and supports higher living standards for American families. While open trade builds prosperity and spurs economic growth, the reality is that some American firms are impacted by import competition. EDA is pleased to play a role in assisting eligible manufacturing and producing firms adjust to import competition through the Trade Adjustment Assistance for Firms program, authorized by the Trade Act of 1974, as amended.

EDA's Trade Adjustment Assistance for Firms (TAA) program provides firms impacted by competition with imports with technical assistance to help them to become globally competitive. TAA complements EDA's Economic Adjustment Assistance program that helps communities respond to sudden and severe economic dislocations such as effects of foreign competition, disasters, loss of major employers and defense closures. EDA targets TAA program funds to firms facing material trade impacts.

ELIGIBILITY CRITERIA FOR TRADE ADJUSTMENT ASSISTANCE

Only trade-injured manufacturers and producers are eligible to receive assistance under the TAA program. EDA operates the TAA program through funded cooperative agreements with Trade Adjustment Assistance Centers (TAACs), consisting of seven institutions of higher education, three nonprofit organizations and one employees' association. See [Section IV](#) for a listing of the TAACs.

EDA ADMINISTRATION OF TRADE ADJUSTMENT ASSISTANCE

Although never having received appropriated funds to administer the TAA program, EDA has streamlined and improved its ability to work with petitioner firms, resulting in a sharp increase in the number of firms served over the last five years. EDA has instituted an innovative allocation formula that assigns funding to each TAAC in a predictable, transparent and performance-based manner. EDA eliminated the cumbersome and duplicative 'check list' and streamlined the certification and adjustment proposal approval processes, reducing approval time and speeding assistance to qualified firms. EDA promulgated new regulations that streamlined the administrative processes.

FY 2005 AND FY 2006 EDA TRADE ADJUSTMENT ASSISTANCE INVESTMENTS

Fiscal Year	Number of EDA Certifications	Number of EDA Approved Adjustment Proposals	TAA Appropriation	Combined Average Cost to Firm and EDA For Technical Assistance outlined per Adjustment Proposal
2005	171	132 firms averaging 64 employees and \$9.8 million in sales	\$11.84 million	\$96,256
2006	149	137 firms averaging 91 employees and \$11 million in sales	\$12.81 million	\$93,093

EXAMPLES OF EDA TRADE ADJUSTMENT ASSISTANCE INVESTMENTS

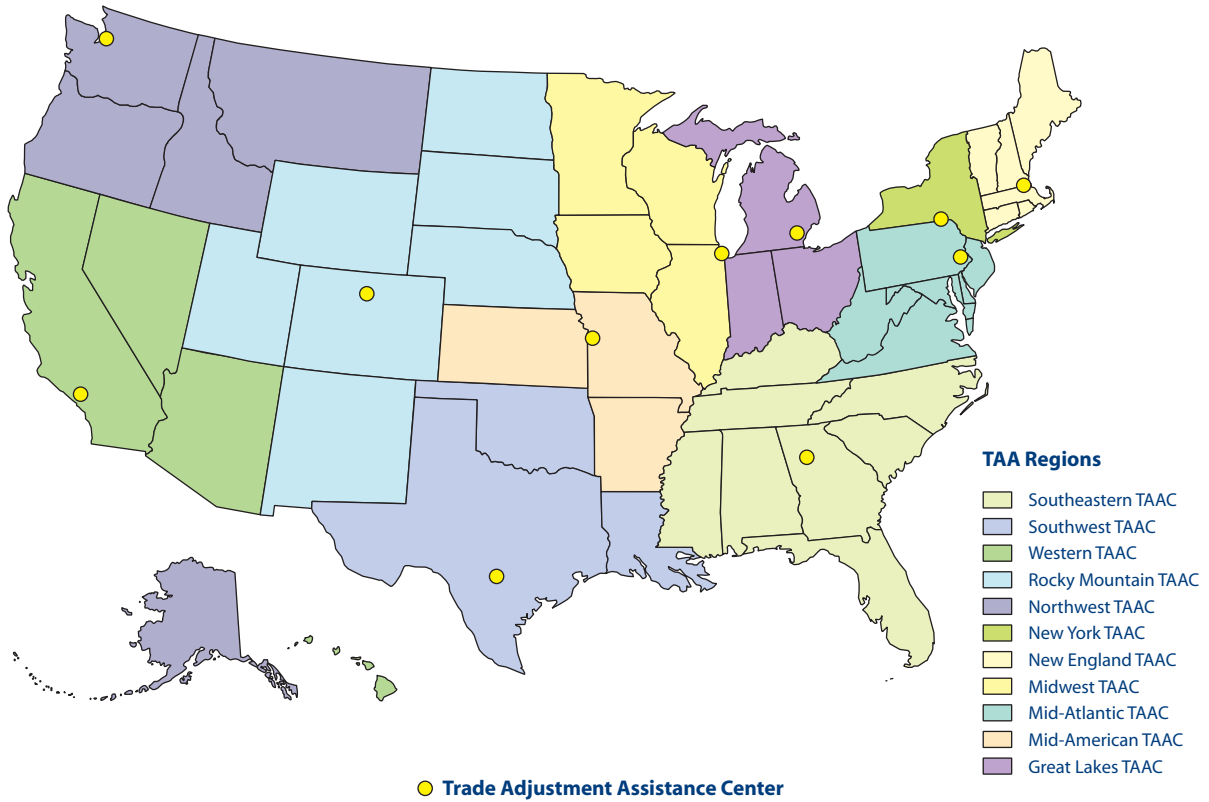
Montana

In Montana, a producer of high quality pet products received \$60,000 in FY 2005 technical assistance to design a new database to better manage all vital aspects of its business, including contract management and communications, order entry and fulfillment, inventory tracking and management and product costing and scheduling. Implementation of the new database resulted in a sales increase of 26 percent.

Nebraska

In Nebraska, a wooden door manufacturer received \$24,000 in FY 2006 technical assistance to evaluate its lumber sources, create a work flow plan and develop sales and marketing strategies. The company projects a sales target of \$1 million by 2009, a \$371,934 increase from 2006.

Trade Adjustment Assistance Centers (TAACs)



Brownfields Redevelopment

Brownfields are real property, the expansion, redevelopment or reuse of which may be complicated by the presence or potential presence of a hazardous substance, pollutant or contaminant. Brownfields may, at times, be more expensive to develop than greenfields (undeveloped land) because of the need to assess the conditions of the site and sometimes to reclaim the land. Nonetheless, brownfields offer many other competitive development advantages, as well as other environmental benefits.

Historically, the focus of EDA’s brownfields redevelopment activities has been in the economic reuse of real property. Typically, the bureau gets involved after sites have already been assessed and remediation performed. EDA is able to provide full-service, one-stop shopping in support of community brownfields revitalization needs including: support

for site assessment, market feasibility analysis, incidental remediation, site redevelopment and reuse that furthers the economic development of the site.

Pursuant to EDA’s reauthorization in 2004, the Government Accountability Office (GAO) performed an evaluation of investments made by EDA for the economic development of brownfields sites. Among other issues, GAO examined the extent to which projects funded by EDA at brownfields sites included remediation activities, as well as EDA’s associated authority to conduct such remediation. GAO determined that remediation activities at EDA-funded brownfields sites appeared to be incidental to the purpose of the overall projects and the amount of funding provided by EDA for such remediation was not significant. GAO determined that EDA’s brownfields work was done legally and, moreover, that it resulted in the successful economic redevelopment of many brownfields sites.

Since FY 2001, EDA has invested approximately \$225 million in over 200 brownfields redevelopment projects with approximately 29 percent of the investments made in rural communities. Those EDA brownfields investments assisted more than 40 states and 150 communities. Recipients of those EDA brownfields investments estimate that they will generate approximately \$6 billion in private capital and create or retain over 100,000 new jobs.

EDA INVESTMENTS IN BROWNFIELDS REDEVELOPMENT

EDA Public Works Assistance and Economic Adjustment Assistance Programs

EDA investments through its Public Works and Development Facilities and Economic Adjustment Assistance programs help to revitalize, upgrade and expand the physical infrastructure that is commonly needed for brownfields redevelopment. Such investments include the rehabilitation and reuse of older publicly owned buildings, as well as the construction of new infrastructure and facilities on reclaimed sites.

EDA Planning and Technical Assistance Programs

EDA investments through its Planning Assistance and Technical Assistance programs support preliminary site development activities, such as area master planning, geographic information systems, brownfields inventories and site-specific market feasibility studies.

ANALYSIS OF EDA BROWNFIELDS REDEVELOPMENT INVESTMENTS

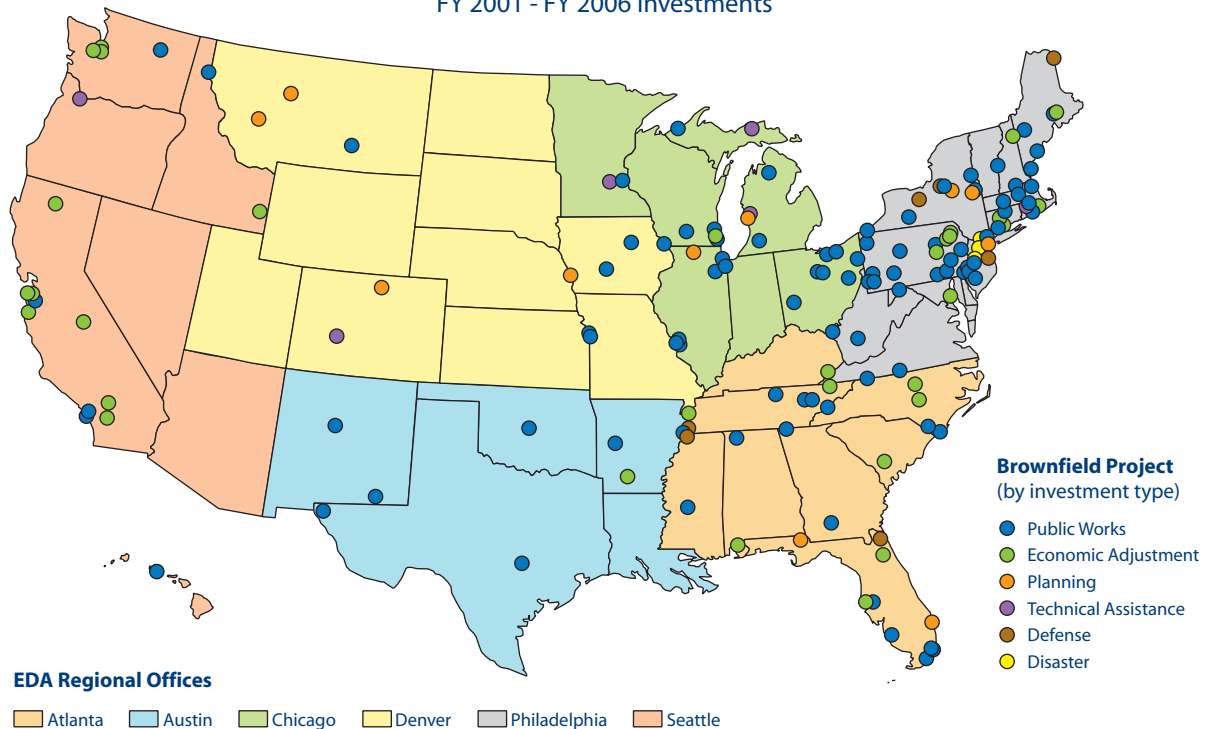
Fiscal Year	Number of EDA Investments	EDA Dollars Invested	Estimated Private Capital Leveraged	Estimated Jobs Created or Saved	EDA Investment Distribution
2005	32	\$36.6 million	\$1.4 billion	20,962	15 states 19% rural
2006	27	\$40.2 million	\$942 million	24,015	15 states 26% rural

EXAMPLE OF EDA BROWNFIELDS REDEVELOPMENT INVESTMENT

**Precision Manufacturing Institute Regional Technology and Education Center
Meadville, Pennsylvania**

EDA awarded a \$1 million Public Works brownfields investment in FY 2005 to the Precision Manufacturing Institute (PMI) in Meadville, Pennsylvania, to renovate an abandoned and historic brownfields site, which formerly housed a major railroad yard. EDA’s investment enabled PMI to develop the Regional Technology and Education Center (Center) that provides high-end technical training for robotics, nanotechnology and other advanced machine tool manufacturing technologies. This regional training center teaches the skill sets critical to today’s evolving tool and die industry. Regional manufacturers use PMI’s highly trained workforce to help them adapt to the new technologies and production techniques necessary to compete in a global economy. The Center celebrated its grand opening in May 2006 and PMI estimates EDA’s investment will generate or retain approximately 400 jobs and leverage \$20 million in private investment.

EDA Brownfields Redevelopment Projects
FY 2001 - FY 2006 Investments



IV. State-by-State Directories of Economic Development Offices

EDA Headquarters and Regional Offices

Headquarters Office

Sandy K. Baruah, Assistant Secretary of Commerce for Economic Development

U.S. Department of Commerce • 14th & Constitution Avenue, N.W. • Room 7800
Washington, D.C. 20230
Telephone: (202) 482-5081 • Fax: (202) 273-4781

Regional Offices

PHILADELPHIA REGION (PRO)

Tyrone Beach, Acting Regional Director

The Curtis Center • Suite 140 South • Independence Square West • Philadelphia, PA 19106

Telephone: (215) 597-4603 • Fax: (215) 597-1063 • Internet: tbeach@eda.doc.gov

Serves: Connecticut, Delaware, District of Columbia, Maine, Maryland, Massachusetts, New Hampshire, New Jersey, New York, Pennsylvania, Puerto Rico, Rhode Island, Vermont, Virginia, Virgin Islands, West Virginia

ATLANTA REGION (ATRO)

H. Philip Paradice, Regional Director

401 West Peachtree Street, N.W. • Suite 1820 • Atlanta, GA 30308-3519

Telephone: (404) 730-3002 • Fax: (404) 730-3025 • Internet: pparadice@eda.doc.gov

Serves: Alabama, Florida, Georgia, Kentucky, Mississippi, North Carolina, South Carolina, Tennessee

CHICAGO REGION (CRO)

C. Robert Sawyer, Regional Director

111 North Canal Street • Suite 855 • Chicago, IL 60606-7204

Telephone: (312) 353-8143 • Fax: (312) 353-8575 • Internet: rsawyer@eda.doc.gov

Serves: Illinois, Indiana, Michigan, Minnesota, Ohio, Wisconsin

AUSTIN REGION (AURO)

Pedro R. Garza, Regional Director

504 Lavaca Street • Suite 1100 • Austin, TX 78701-2858

Telephone : (512) 381-8144 • Fax: (512) 381-8177 • Internet: pgarza@eda.doc.gov

Serves: Arkansas, Louisiana, New Mexico, Oklahoma, Texas

DENVER REGION (DRO)

Robert E. Olson, Regional Director

1244 Speer Boulevard • Suite 670 • Denver, CO 80204

Telephone: (303) 844-4715 • Fax: (303) 844-3968 • Internet: rolson@eda.doc.gov

Serves: Colorado, Iowa, Kansas, Missouri, Montana, Nebraska, North Dakota, South Dakota, Utah, Wyoming

SEATTLE REGION (SRO)

A. Leonard Smith, Regional Director

Jackson Federal Building • Suite 1890 • Seattle, WA 98174

Telephone: (206) 220-7660 • Fax: (206) 220-7659 • Internet: lsmith7@eda.doc.gov

Serves: Alaska, American Samoa, Arizona, California, the Commonwealth of the Northern Mariana Islands, Guam, Hawaii, Idaho, Nevada, Oregon, Washington, the Federated States of Micronesia, the Republic of the Marshall Islands, Republic of Palau

EDA University Center Economic Development Assistance Program

EDA's University Center Economic Development Assistance program supports institutions of higher-learning in conducting applied research, providing technical assistance to public and private sector organizations and conducting other economic development activities. The goal of EDA's University Centers is to enhance regional economic development by promoting a favorable business environment to attract private capital investment and higher-skill, higher-wage jobs.

EDA began administering the University Center Economic Development program as a competitive multi-year program as part of its FY 2004 Announcement of Federal Funding Opportunities. Under this multi-year program designation, EDA held University Center Economic Development program competitions annually in its six regional offices during FY 2004 through 2006. The Austin and Denver regional offices solicited applications for the FY 2004 University Center competition, the Philadelphia and Chicago regional offices solicited applications for the FY 2005 University Center competition, and the Atlanta and Seattle regional offices solicited applications for the FY 2006 University Center competition.

See [Section III](#) for an explanation of EDA's University Center Economic Development investments. The current recipients of EDA University Center Economic Development investments are provided below.

Alabama

Auburn University334-844-3887

Alaska

University of Alaska907-786-5444

Arizona

Northern Arizona University928-523-7313

Arkansas

Arkansas State University870-680-8270

University of Arkansas Little Rock501-372-3314

California

California State University Chico530-898-5700

Connecticut

University of Connecticut860-486-1353

Florida

University of Florida352-846-1646

Georgia

Georgia Institute of Technology912-634-4860

Hawaii

University of Hawaii808-956-2495

Idaho

Boise State University208-426-3689

Illinois

Southern Illinois University Edwardsville618-650-3634

Indiana

Purdue University765-496-1063

Iowa

Iowa State University of Science and Technology515-294-9592

Kansas

Kansas State University785-532-7044

Kentucky

University of Kentucky Research Foundation859-218-6512

Louisiana

University of New Orleans04-280-6704

Louisiana Tech University318-257-3701

Maine

University of Southern Maine207-780-4187

Maryland

Towson University410-704-4474

University of Maryland Eastern Shore410-651-6183

Massachusetts

University of Massachusetts Amherst413-545-6622

Michigan

University of Michigan734-998-6329

Mississippi

Mississippi State University662-325--8155

Missouri

Curators of the University of Missouri573-882-4321

Montana

Montana State University406-994-3812

Nevada

University of Nevada Reno775-784-1681

New Jersey

Rutgers University973-353-5891

New Mexico

Northern New Mexico College505-747-5454

New York

Cornell University607-255-2943

North Carolina

North Carolina State University919-515-5433

North Dakota

United Tribes Technical College701-255-3285 Ext. 1436

University of North Dakota; North Dakota State University701-777-3132

Ohio

Bowling Green State University419-372-8710

Cleveland State University216-687-3988

Ohio University740-593-4389

Miami University513-529-6959

Oklahoma

Oklahoma State University405-744-2932
 Southwestern Oklahoma State University580-774-3750

Oregon

Eastern Oregon University541-962-3285

Pennsylvania

Pennsylvania State University814-865-0427

Puerto Rico

University of Puerto Rico787-834-2566

South Carolina

Clemson University864-656-0313

Tennessee

University of Tennessee865-974-9760

Texas

The University of Texas El Paso915-747-7974
 The University of Texas Pan American956-316-7185
 The University of Texas San Antonio210-458-2479

Virginia

Norfolk State University757-269-5502
 Virginia Polytechnic Institute and State University540-231-9940

Washington

Washington State University509-335-5051

West Virginia

West Virginia University Institute of Technology304-442-3049

Wisconsin

University of Wisconsin Stout715-232-5023

Trade Adjustment Assistance Centers

Investments to operate Trade Adjustment Assistance Centers (TAACs) may be awarded to institutions of higher education, nonprofit organizations or other appropriate entities. Seven institutions of higher education, three single-purpose nonprofit organizations and one employers' association received funding in Fiscal Year 2005 and Fiscal Year 2006 to sponsor a TAAC.

Great Lakes Trade Adjustment Assistance Center

University of Michigan School of Business
Carver Building, 3rd Floor
506 East Liberty Street
Ann Arbor, Michigan 48104
Telephone: 734-998-6213
Serves Indiana, Michigan, and Ohio

Mid-American Trade Adjustment Assistance Center

University of Missouri at Kansas City
664 SE Bayberry Lane, Suite 101
Lee's Summit, Missouri 64063
Telephone: 816-246-1555
Serves Arkansas, Kansas, and Missouri

MidAtlantic Trade Adjustment Assistance Center

MidAtlantic Employers' Association
550 Township Line Road
Blue Bell, Pennsylvania 19422
Telephone: 610-825-7819
Serves Delaware, District of Columbia, Maryland, New Jersey, Pennsylvania, Virginia, and West Virginia

Midwest Trade Adjustment Assistance Center

Applied Strategies International, Inc.
150 North Wacker Drive, Suite 900
Chicago, Illinois 60606
Telephone: 312-368-4600
Serves Illinois, Iowa, Minnesota, and Wisconsin

New England Trade Adjustment Assistance Center

New England Trade Adjustment Assistance Center, Inc.
600 Suffolk Street, 5th Floor North
Lowell, Massachusetts 01854
Telephone: 978-446-9870
Serves Connecticut, Maine, Massachusetts, New Hampshire, Rhode Island, and Vermont

New York State Trade Adjustment Assistance Center

Binghamton University
117 Hawley Street, Suite 102
Binghamton, New York 13901
Telephone: 607-771-0875
Serves New York

**Northwest Trade Adjustment
Assistance Center**

Trade Task Group
1200 Westlake Avenue, North, Suite 802
Seattle, Washington 98109

Telephone: 206-622-2730

*Serves Alaska, Idaho, Montana, Oregon,
and Washington*

**Southwest Trade Adjustment
Assistance Center**

University of Texas at San Antonio
501 West Durango
San Antonio, Texas 78207

Telephone: 210-458-2490

Serves Louisiana, Oklahoma, and Texas

**Rocky Mountain Trade Adjustment
Assistance Center**

University of Colorado
5353 Manhattan Circle, Suite 200
Boulder, Colorado 80303

Telephone: 303-499-8222

*Serves Colorado, Nebraska, New Mexico,
North Dakota, South Dakota, Utah, and
Wyoming*

Western Trade Adjustment Assistance

University of Southern California
3716 South Hope Street, Suite 200
Los Angeles, California 90007

Telephone: 213-743-2732

Serves Arizona, California, Hawaii, and Nevada

**Southeastern Trade Adjustment
Assistance Center**

Georgia Tech Research Corporation
760 Spring Street, NW
Atlanta, Georgia 30308

Telephone: 404-894-3858

*Serves Alabama, Florida, Georgia, Kentucky,
Mississippi, North Carolina, South Carolina,
and Tennessee*

V. State-by-State Investment Information

Fiscal Year End September 30, 2005

Summary of EDA Approved Investments by State by Program (\$000)

State	Public Works		Technical Assistance		Planning Grants		Economic Adjustment		Disaster Assistance		Research Grants		State Totals	
	#	Amt	#	Amt	#	Amt	#	Amt	#	Amt	#	Amt	#	Amt
Alabama	2	1,973	2	200	12	1,055	2	1,124	0	0	0	0	18	4,352
Alaska	7	10,807	1	110	7	419	6	7,050	0	0	0	0	21	18,386
Arizona	1	2,305	1	110	10	615	0	0	0	0	0	0	12	3,030
Arkansas	3	3,900	2	163	8	1,200	0	0	0	0	0	0	13	5,263
California	8	20,897	2	236	8	530	8	9,583	0	0	0	0	26	31,246
Colorado	0	0	2	31	6	377	3	6,753	0	0	0	0	11	7,160
Connecticut	1	1,500	1	65	1	25	1	60	0	0	0	0	4	1,650
District of Columbia	0	0	1	90	1	20	0	0	0	0	1	20	3	130
Florida	5	6,461	1	100	10	559	2	1,513	0	216	0	0	18	8,849
Georgia	4	4,641	2	191	16	1,031	1	310	0	0	0	0	23	6,172
Hawaii	1	601	1	215	3	175	4	2,249	0	0	0	0	9	3,240
Idaho	2	4,014	1	110	8	482	2	300	0	0	0	0	13	4,906
Illinois	5	7,660	1	159	11	735	2	2,631	0	0	0	0	19	11,184
Indiana	3	3,621	2	194	13	649	1	25	0	0	1	426	20	4,914
Iowa	3	3,435	1	95	12	640	1	107	0	0	0	0	17	4,278
Kansas	0	0	1	155	5	258	0	0	0	0	0	0	6	413
Kentucky	2	1,372	3	220	1	728	6	4,595	0	0	0	0	12	6,915
Louisiana	3	2,350	2	163	0	0	2	4,200	0	0	0	0	7	6,713
Maine	1	1,995	2	126	7	365	0	0	0	0	0	0	10	2,487
Maryland	0	0	4	251	3	156	3	460	0	0	0	0	10	867
Massachusetts	2	3,500	2	350	8	479	1	60	0	0	0	0	13	4,389
Michigan	2	2,878	1	153	17	979	0	0	0	0	0	0	20	4,011
Minnesota	3	3,351	0	0	11	785	0	0	0	0	0	0	14	4,136
Mississippi	1	584	4	325	10	567	3	4,640	0	0	0	0	18	6,115
Missouri	4	5,600	1	135	15	743	1	150	0	0	0	0	21	6,628
Montana	2	1,451	1	105	13	637	3	175	0	0	0	0	19	2,368
Multi Jurisdictional	0	0	17	12,733	0	0	0	0	0	0	0	0	17	12,733
Nebraska	0	0	1	32	4	204	1	600	0	0	0	0	6	836
Nevada	0	0	1	126	2	117	4	2,000	0	0	0	0	7	2,243
New Hampshire	1	272	2	51	3	114	1	800	0	0	0	0	7	1,238
New Jersey	3	3,200	2	146	2	119	2	4,825	1	939	0	0	10	9,229
New Mexico	2	3,000	2	163	1	150	4	821	0	0	0	0	9	4,134
New York	6	8,846	2	179	13	736	3	2,300	0	0	0	0	24	12,060
North Carolina	5	4,341	1	100	13	836	2	1,885	2	1,550	0	0	23	8,712
North Dakota	2	3,250	2	305	13	627	1	1,000	0	24	0	0	18	5,206
Ohio	6	7,030	2	290	5	309	2	920	0	0	0	0	15	8,549
Oklahoma	6	5,060	2	163	6	895	2	750	0	0	0	0	16	6,868
Oregon	0	0	1	110	12	624	7	1,903	0	0	0	0	20	2,637
Pennsylvania	7	7,561	3	1,609	10	638	6	2,760	0	0	0	0	26	12,568
Puerto Rico	0	0	1	116	2	127	1	300	0	0	0	0	4	543
Rhode Island	1	500	0	0	1	200	0	0	0	0	0	0	2	700
South Carolina	6	6,001	2	113	12	653	1	1,518	0	0	0	0	21	8,284
South Dakota	1	750	0	0	11	490	1	700	0	0	0	0	13	1,940
Tennessee	2	2,000	1	100	12	758	2	889	0	0	0	0	17	3,747
Texas	12	13,284	5	389	8	1,571	3	2,260	0	0	0	0	28	17,503
Utah	2	2,726	0	0	7	423	0	0	0	0	0	0	9	3,149
Vermont	1	1,000	0	0	2	152	1	1,000	0	0	0	0	4	2,152
Virgin Islands	0	0	0	0	1	42	0	0	0	0	0	0	1	42
Virginia	3	2,855	4	282	11	574	1	42	0	0	0	0	19	3,753
Washington	1	69	3	173	27	1,561	6	1,105	0	0	0	0	37	2,908
West Virginia	3	3,390	3	235	12	672	1	1,200	0	0	0	0	19	5,497
Wisconsin	4	5,554	1	153	8	544	0	0	0	0	0	0	13	6,251
Wyoming	1	1,600	0	0	2	93	0	0	0	0	0	0	3	1,693
Totals:	140	177,183	100	21,619	416	27,437	104	75,562	3	2,729	2	445	765	304,975

Note: Figures include prior year recoveries and reimbursable funds.

Fiscal Year End September 30, 2006 Summary of EDA Approved Investments by State by Program (\$000)

State	Public Works		Technical Assistance		Planning Grants		Economic Adjustment		Disaster Assistance		Research Grants		State Totals	
	#	Amt	#	Amt	#	Amt	#	Amt	#	Amt	#	Amt	#	Amt
Alabama	4	3,666	2	182	10	573	1	1,578	0	0	0	0	17	5,999
Alaska	10	10,000	2	128	9	526	8	5,000	0	8	0	0	29	15,662
Arizona	2	3,562	2	151	10	662	4	325	0	0	0	0	18	4,700
Arkansas	5	4,850	3	236	0	0	1	300	0	0	0	0	9	5,386
California	9	15,760	3	220	10	568	15	14,390	0	0	0	0	37	30,937
Colorado	1	1,000	0	0	7	361	1	1,710	0	0	0	0	9	3,071
Connecticut	0	0	1	65	1	30	0	0	0	0	0	0	2	95
District of Columbia	0	0	2	740	1	294	0	0	0	0	0	0	3	1,034
Florida	2	2,500	2	167	10	532	2	870	0	0	0	0	16	4,069
Georgia	3	2,482	2	196	17	960	1	1,500	0	0	0	0	23	5,138
Guam	1	1,250	0	0	0	0	2	300	0	0	0	0	3	1,550
Hawaii	0	0	2	275	1	80	6	1,485	0	0	0	0	9	1,840
Idaho	0	0	1	140	8	501	0	0	0	0	0	0	9	641
Illinois	2	3,929	2	202	15	1,130	0	0	0	0	0	0	19	5,262
Indiana	2	2,250	1	164	8	495	1	1,191	0	0	0	0	12	4,100
Iowa	1	1,000	2	109	13	637	2	669	0	0	0	0	18	2,416
Kansas	1	624	1	155	6	301	1	2,000	0	0	0	0	9	3,080
Kentucky	1	1,500	2	183	1	750	2	321	0	0	0	0	6	2,754
Louisiana	4	3,650	2	192	7	350	6	2,800	0	0	0	0	19	6,992
Maine	1	856	1	100	7	387	0	0	1	101	0	0	10	1,444
Maryland	0	0	2	200	4	264	0	0	0	0	0	0	6	464
Massachusetts	3	4,245	1	150	11	613	0	0	0	0	1	222	16	5,230
Michigan	4	6,889	1	153	14	845	1	623	0	0	0	0	20	8,511
Minnesota	2	2,060	0	0	11	717	1	1,250	0	0	0	0	14	4,027
Mississippi	2	2,000	3	202	13	868	9	4,409	0	0	0	0	27	7,480
Missouri	3	5,375	1	135	19	957	2	108	0	0	0	0	25	6,575
Montana	2	2,250	1	105	18	844	0	0	0	0	0	0	21	3,199
Multi Jurisdictional	0	0	15	14,116	0	0	0	0	0	0	1	575	16	14,691
Nebraska	3	2,208	1	30	7	335	0	0	0	0	0	0	11	2,572
Nevada	1	3,040	2	168	1	77	2	98	0	0	0	0	6	3,383
New Hampshire	1	550	0	0	5	294	0	0	0	0	0	0	6	844
New Jersey	3	5,330	1	100	1	52	4	4,530	0	0	0	0	9	10,012
New Mexico	7	5,690	1	96	3	319	0	0	0	0	0	0	11	6,105
New York	2	2,250	1	150	12	650	7	2,845	0	0	0	0	22	5,895
North Carolina	6	5,900	2	171	12	681	2	845	1	21	0	0	23	7,617
North Dakota	1	1,500	2	305	12	587	1	332	0	0	0	0	16	2,724
Ohio	5	7,725	2	290	5	268	1	700	0	0	0	0	13	8,983
Oklahoma	3	2,725	2	192	1	125	0	0	0	0	0	0	6	3,042
Oregon	0	0	1	130	15	799	4	435	0	0	0	0	20	1,364
Pennsylvania	6	5,563	2	194	9	478	5	3,302	0	0	0	0	22	9,537
Puerto Rico	1	2,000	1	116	0	0	0	0	0	0	0	0	2	2,116
Rhode Island	1	2,000	0	0	0	0	1	270	0	0	0	0	2	2,270
South Carolina	6	6,665	2	194	13	739	0	0	0	0	0	0	21	7,598
South Dakota	1	2,500	0	0	11	531	0	0	0	0	0	0	12	3,031
Tennessee	5	3,850	2	174	11	636	1	1,000	0	0	0	0	19	5,660
Texas	7	9,025	3	308	16	2,400	2	2,894	0	0	0	0	28	14,627
Utah	0	0	0	0	6	327	0	0	0	0	0	0	6	327
Vermont	2	3,500	0	0	2	102	0	0	0	0	0	0	4	3,602
Virgin Islands	0	0	0	0	1	52	0	0	0	0	0	0	1	52
Virginia	2	4,000	2	216	14	652	1	925	0	0	0	0	19	5,793
Washington	3	5,840	2	158	22	1,116	4	3,138	0	0	0	0	31	10,251
West Virginia	3	4,900	1	150	11	710	1	2,000	0	0	0	0	16	7,760
Wisconsin	2	2,734	1	153	8	500	1	343	0	0	0	0	12	3,730
Wyoming	0	0	0	0	6	296	0	0	0	0	0	0	6	296
Totals:	136	171,192	88	21,959	435	26,970	103	64,486	2	130	2	797	766	285,534

Note: Figures include prior year recoveries and reimbursable funds.

Economic Development Administration

Approved Investments by State and Program - October 1, 2004 to September 30, 2006

Project #	Grantee	Location	Category	EDA \$(000)
ALABAMA				
Fiscal Year 2005				
048305570	AL Tombigbee Reg Comm	Multi City	Econ Dev District Planning	60
04830524202	Birmingham RPC	Multi City	Econ Dev District Planning	52
04830527602	East AL Plg & Dev Comm	Multi City	Econ Dev District Planning	52
04830527002	No-central AL CoG	Multi City	Econ Dev District Planning	52
04830546701	South Alabama RPC	Multi City	Econ Dev District Planning	52
04830540801	South Central AL Dev Com	Multi City	Econ Dev District Planning	52
048305574	Southeast AL RPDC	Multi City	Econ Dev District Planning	52
04830527102	Top of AL Reg CoG	Multi City	Econ Dev District Planning	52
04830546501	West Alabama EDD	Multi City	Econ Dev District Planning	52
048805661	AL Assn of Reg Cncls	Multi City	State Planning	100
048805668	AL Dept Ec &Comm Affairs	Multi City	State Planning	450
048605556	Northwest Alabama CoG	Multi City	Substate Planning	30
040105563	Bevill State Comm Coll	Hamilton	Public Works	1,500
040105515	Rutledge, Town of	Rutledge	Public Works	473
047905672	AL Dept Ec &Comm Affairs	Multi City	Econ Adjust Implementation	390
047905501	Frisco City, Town of	Frisco City	Econ Adjust Implementation	734
04660525402	Auburn University	Auburn	University Center Assistance	100
046605561	University of AL CED	Multi City	University Center Assistance	100
Fiscal Year 2006				
048305734	AL Tombigbee Reg Comm	Multi City	Econ Dev District Planning	54
048305736	Birmingham RPC	Multi City	Econ Dev District Planning	54
048305814	East AL Plg & Dev Comm	Multi City	Econ Dev District Planning	54
048305783	No-central AL CoG	Multi City	Econ Dev District Planning	54
048305728	Northwest Alabama CoG	Multi City	Econ Dev District Planning	52
048305807	South Alabama RPC	Multi City	Econ Dev District Planning	93
048305740	South Central AL Dev Com	Multi City	Econ Dev District Planning	54
048305737	Southeast AL RPDC	Multi City	Econ Dev District Planning	54
048305799	Top of AL Reg CoG	Multi City	Econ Dev District Planning	54
048305790	West Alabama EDD	Multi City	Econ Dev District Planning	54
040105755	Andalusia	Andalusia	Public Works	818
040105664	Craig Field	Selma	Public Works	750
040105770	Muscle Shoals	Muscle Shoals	Public Works	1,330
040105681	Ozark, City of	Ozark	Public Works	768
047905768	Clarke County	Grove Hill	Econ Adjust Implementation	1,578
046605759	Auburn University	Multi City	University Center Assistance	166
04660556101	University of AL CED	Multi City	University Center Assistance	17
ALASKA				
Fiscal Year 2005				
078305749	Kenai Peninsula Borough	Kenai	Econ Dev District Planning	59
078305742	SW Alaska Municipal Conf	Anchorage	Econ Dev District Planning	63
078405767	Assn of Vil Cncl Presdnt	Bethel	Indian District Planning	59

Economic Development Administration

Approved Investments by State and Program - October 1, 2004 to September 30, 2006

Project #	Grantee	Location	Category	EDA \$(000)
ALASKA				
Fiscal Year 2005				
078405720	Bristol Bay Native Assn	Dillingham AK	Indian District Planning	59
078405739	Kawerak Inc.	Nome	Indian District Planning	61
078405647	Tanana Chiefs Conference	Fairbanks	Indian District Planning	59
078405646	Tlingit-Haida Tribes	Juneau	Indian District Planning	59
070105747	AVCP	Bethel	Public Works	2,378
070105710	Aleutian Pribilof CD Ass	St. George	Public Works	2,000
070105775	Bristol Bay Borough	Naknek	Public Works	214
070105664	Homer	Kenai Peninsula	Public Works	1,115
070105717	Kodiak	Kodiak Island	Public Works	2,300
070105748	University of Alaska	Dillingham	Public Works	500
070105758	Wrangell, City of	Wrangell	Public Works	2,300
077905719	Alaska DCED	Anchorage	Econ Adjust Implementation	200
077905743	Aleutians East Borough	Cold Bay	Econ Adjust Implementation	2,000
077905771	Cape Fox Heritage Found	Ketchikan	Econ Adjust Implementation	1,500
077905701	Kachemak Shellfish Asso.	Homer	Econ Adjust Implementation	1,000
077905712	Metlakatla Indian Commtly	Metlakatla	Econ Adjust Implementation	2,300
077905733	Metlakatla Indian Commtly	Metlakatla	Econ Adjust Implementation	50
076605703	Alaska, Univ of	Anchorage	University Center Assistance	110
Fiscal Year 2006				
078305890	Kenai Peninsula Borough	Kenai	Econ Dev District Planning	59
078305927	Prince William Sound EDD	Anchorage	Econ Dev District Planning	59
078305900	SW Alaska Municipal Conf	Anchorage	Econ Dev District Planning	63
078305935	Southeast Conference	Juneau	Econ Dev District Planning	59
078405932	Assn of Vil Cncl Presdnt	Bethel	Indian District Planning	50
078405934	Bristol Bay Native Assn	Dillingham	Indian District Planning	59
078405889	Kawerak Inc.	Nome	Indian District Planning	59
078405803	Tanana Chiefs Conference	Fairbanks	Indian District Planning	59
078405801	Tlingit and Haida	Juneau	Indian District Planning	59
070105925	Alaska, State of	Bethel Census Area	Public Works	800
070105855	Cordova, City of	Cordova	Public Works	540
070105870	Craig, City of	Craig	Public Works	2,000
070105830	Gustavus	Gustavus	Public Works	220
070105857	Norton Sound EDC	Nome	Public Works	1,500
070105926	Petersburg	Petersburg	Public Works	1,339
070105796	U of A - Anchorage	Anchorage	Public Works	1,400
070105810	Unalaska	Unalaska	Public Works	1,325
070105906	Valdez Fisheries Dev	Valdez	Public Works	558
070105881	Whittier	Whittier	Public Works	625
077905820	AIDEA	Ketchikan	Econ Adjust Implementation	2,400
077905899	AK Dept Fish&Game	Juneau	Econ Adjust Implementation	80
077905887	Alaska Pacific Univ	Anchorage	Econ Adjust Implementation	440
077905886	Alaska, State of	Seward	Econ Adjust Implementation	1,000

Economic Development Administration

Approved Investments by State and Program - October 1, 2004 to September 30, 2006

Project #	Grantee	Location	Category	EDA \$(000)
ALASKA				
Fiscal Year 2006				
077905883	Kenai College	Soldotna	Econ Adjust Implementation	346
077905854	Kodiak Maritime Museum	Kodiak	Econ Adjust Implementation	35
077905882	U of A - Anchorage	Anchorage	Econ Adjust Implementation	100
077905839	Yukon Delta Fish Develop	Emmonak	Econ Adjust Implementation	300
07660570301	U of A - Anchorage	Anchorage	University Center Assistance	18
076605874	U of A - Anchorage	Anchorage	University Center Assistance	110
ARIZONA				
Fiscal Year 2005				
078305660	Central AZ Assoc of Govt	Superior	Econ Dev District Planning	60
078305735	Northern Arizona CoG	Flagstaff	Econ Dev District Planning	60
078305745	SouthEastern Arizona	Bisbee	Econ Dev District Planning	60
078405764	Hopi Tribe	Kykotsmovi Village	Indian District Planning	61
078405786	Navajo Nation	Window Rock	Indian District Planning	77
078405773	Quechan Indian Tribe	Yuma	Indian District Planning	35
078405715	San Carlos Apache Tribe	San Carlos	Indian District Planning	40
078805639	AZDOC	Phoenix	State Planning	100
078605780	City of South Tucson	South Tucson	Substate Planning	65
078605732	Western Arizona	Yuma	Substate Planning	57
070105552	Hopi Tribe	Kykotsmovi Village	Public Works	2,305
076605774	Arizona, University of	Tucson	University Center Assistance	110
Fiscal Year 2006				
078305845	Central AZ Assoc of Govt	Superior	Econ Dev District Planning	60
078305924	Northern Arizona CoG	Flagstaff	Econ Dev District Planning	60
078305885	SouthEastern Arizona	Bisbee	Econ Dev District Planning	60
078405920	Hopi Tribe	Kykotsmovi Village	Indian District Planning	45
078405938	Navajo Nation	Window Rock	Indian District Planning	73
078405937	San Carlos Apache Tribe	San Carlos	Indian District Planning	40
078805802	AZ DoC	Phoenix	State Planning	100
078605912	Western Arizona EDD	Yuma	Substate Planning	57
078705828	City of Phoenix	Phoenix	Urban Planning	100
078705945	South Tucson, City of	South Tucson	Urban Planning	67
070105665	CRIT	Parker	Public Works	1,750
070105693	Lake Havasu	Lake Havasu City	Public Works	1,812
077905928	Arizona, University of	Tucson	Econ Adjust Implementation	200
077905929	Bullhead City	Bullhead City	Econ Adjust Implementation	50
076905827	Kayenta Township	Kayenta	Econ Adjust Strategy	50
076905952	Northern Arizona Univ	Moenkopi	Econ Adjust Strategy	25
070605921	CAAG	Superior	Technical Assistance	44
076605876	Northern Arizona Univ	Flagstaff	University Center Assistance	107

Economic Development Administration

Approved Investments by State and Program - October 1, 2004 to September 30, 2006

Project #	Grantee	Location	Category	EDA \$(000)
ARKANSAS				
Fiscal Year 2005				
088303969	Central Arkansas PDD	Lonoke	Econ Dev District Planning	150
088303987	East Arkansas PDD	Jonesboro	Econ Dev District Planning	150
088303986	NW AR EDD	Harrison	Econ Dev District Planning	150
088303985	SE AR EDD	Pine Bluff	Econ Dev District Planning	150
088303980	SW Arkansas PDD	Magnolia	Econ Dev District Planning	150
088303983	W Central AR PDD	Hot Springs	Econ Dev District Planning	150
088303978	Western Arkansas PDD	Fort Smith	Econ Dev District Planning	150
088303976	White River PDD	Batesville	Econ Dev District Planning	150
080104003	Jackson County	Newport	Public Works	1,000
080103981	Magnolia	Magnolia	Public Works	1,400
080103927	Pine Bluff	Pine Bluff	Public Works	1,500
08660393101	ASU	Jonesboro	University Center Assistance	81
08660392901	Univ AR at Little Rock	Little Rock	University Center Assistance	81
Fiscal Year 2006				
080104070	ASU	Jonesboro	Public Works	1,800
080104078	Central AR RC&DAC	Helena	Public Works	500
080104128	Osceola	Osceola	Public Works	1,450
08010392701	Pine Bluff	Pine Bluff	Public Works	500
080104072	Warren	Warren	Public Works	600
087904069	EAPDD	Jonesboro	Econ Adjust Implementation	300
080604131	UALR	Little Rock	Technical Assistance	44
08660393102	ASU	Jonesboro	University Center Assistance	96
08660392902	Univ AR at Little Rock	Little Rock	University Center Assistance	96
CALIFORNIA				
Fiscal Year 2005				
078305754	Central Sierra EDD	Sonora	Econ Dev District Planning	58
078305669	Sierra EDD	Auburn	Econ Dev District Planning	76
078305642	Superior CA Econ Dev Dis	Redding	Econ Dev District Planning	60
078305753	Tri-County EDC	Chico	Econ Dev District Planning	67
078405644	CA Indian Assistance Prg	Sacramento	Indian District Planning	100
078405783	NCATED Consortium	Ukiah	Indian District Planning	55
078605731	Imperial, County of	El Centro	Substate Planning	60
078605726	Yuba-Sutter Econ Dev Co	Yuba City	Substate Planning	54
070105531	East Kern Airport Dist.	Mojave	Public Works	1,050
070105497	Hanford	Hanford	Public Works	315
070105549	Korean American	Los Angeles	Public Works	2,555
070105640	Sacramento, County of	North Highlands	Public Works	4,046
070105478	San Juan Bautista	San Juan Bautista	Public Works	3,800
070105638	The Enterprise Network	San Jose	Public Works	2,000
070105553	Union City	Union City	Public Works	3,191
070105613	Visalia	Visalia	Public Works	3,940

Economic Development Administration

Approved Investments by State and Program - October 1, 2004 to September 30, 2006

Project #	Grantee	Location	Category	EDA \$(000)
CALIFORNIA				
Fiscal Year 2005				
074905672	Inland Valley Dev Agency	San Bernardino	Defense Conversion	4,038
074905706	March JPA	Moreno Valley	Defense Conversion	1,425
074905755	San Francisco Redevelopm	San Francisco	Defense Conversion	2,138
074905691	Victorville	Victorville	Defense Conversion	1,615
077905722	Humboldt State Univ Fdtn	Arcata	Econ Adjust Implementation	94
076905690	Round Valley Tribes	Covelo	Econ Adjust Strategy	80
076905699	Sacramento Financial Con	Chico	Econ Adjust Strategy	84
076905694	Univ of Southern CA	Los Angeles	Econ Adjust Strategy	110
076605707	CA State Univ Chico	Chico	University Center Assistance	110
076605766	State Ctr Cmty Coll Dist	Fresno	University Center Assistance	126
Fiscal Year 2006				
078305955	Central Sierra EDD	Sonora	Econ Dev District Planning	26
078305851	Sierra EDD	Auburn	Econ Dev District Planning	76
078305799	Superior CA Econ Dev Dis	Redding	Econ Dev District Planning	60
078305884	Tri-County EDC	Chico	Econ Dev District Planning	67
078305939	Yuba-Sutter Econ Dev Co	Yuba City	Econ Dev District Planning	54
078405957	ITCC	Sacramento	Indian District Planning	100
078405949	NCATED Consortium	Ukiah	Indian District Planning	50
078405956	Quechan Indian Tribe	Winterhaven	Indian District Planning	35
078605917	Imperial, County of	El Centro	Substate Planning	50
078705919	East Palo Alto, City of	East Palo Alto	Urban Planning	50
070105670	Cabazon Band	Indio	Public Works	960
070105794	Cal Poly Corporation	San Luis Obispo	Public Works	1,800
070105791	Cal Poly Pomona Found	Pomona	Public Works	2,000
070105847	Dinuba	Dinuba	Public Works	2,489
070105805	Downey	Downey	Public Works	2,000
070105657	Huntington Park, City	Huntington Park	Public Works	2,000
070105835	L.A. Co Fair Association	Pomona	Public Works	1,750
070105721	Riverside	Riverside	Public Works	2,000
070105788	Weed	Weed	Public Works	2,000
074905922	Inland Valley Dev Agency	San Bernardino	Defense Conversion	4,038
074905901	March JPA	Riverside	Defense Conversion	1,425
074905947	San Francisco Red Agency	San Francisco	Defense Conversion	3,800
074905916	Victorville	Victorville	Defense Conversion	2,423
077905880	Cal State U, Fresno Foun	Fresno	Econ Adjust Implementation	101
077905822	Corcoran Uni School Dist	Corcoran	Econ Adjust Implementation	205
077905856	Pac Cmmnty Ventures	Los Angeles	Econ Adjust Implementation	50
077905931	SJSU Foundation	San Jose	Econ Adjust Implementation	165
077905812	San Jose Redevelop Agncy	San Jose	Econ Adjust Implementation	200
077905768	Santa Cruz, City of	Santa Cruz	Econ Adjust Implementation	325
077905833	Yurok Tribe	Klamath	Econ Adjust Implementation	60
076905838	Cal Cntr Regnl Leadrshp	San Francisco	Econ Adjust Strategy	150

Economic Development Administration

Approved Investments by State and Program - October 1, 2004 to September 30, 2006

Project #	Grantee	Location	Category	EDA \$(000)
CALIFORNIA				
Fiscal Year 2006				
076905829	Desert Hot Springs	Desert Hot Springs	Econ Adjust Strategy	50
076905915	USC	Los Angeles	Econ Adjust Strategy	110
076905871	Yuba-Sutter Econ Dev Co	Yuba City	Econ Adjust Strategy	50
07660570701	CA State Univ Chico	Chico	University Center Assistance	37
076605873	CA State Univ Chico	Chico	University Center Assistance	150
076605837	USC	Los Angeles	University Center Assistance	33
COLORADO				
Fiscal Year 2005				
058304158	Region 10 League EAP	Montrose	Econ Dev District Planning	51
058304167	Region 9 EDD of SW CO	Durango	Econ Dev District Planning	51
058304104	San Luis Valley DRG	Alamosa	Econ Dev District Planning	52
058304110	Southern Colorado EDD	Pueblo	Econ Dev District Planning	53
058404156	Ute Mountain Ute Tribe	Towaoc	Indian District Planning	40
058604204	Univ of Colorado - CUBAC	Boulder	Substate Planning	130
054904179	Children's Hospital	Aurora	Defense Conversion	3,800
054904193	University of Colorado	Aurora	Defense Conversion	2,375
057904178	Evans City of	Evans	Econ Adjust Implementation	578
050604176	NBIA	Aurora	Technical Assistance	21
050604181	Region 9 EDD of SW CO	Durango	Technical Assistance	10
Fiscal Year 2006				
058304352	Region 10 League EAP	Montrose	Econ Dev District Planning	51
058304285	Region 9 EDD of SW CO	Durango	Econ Dev District Planning	51
058304230	San Luis Valley DRG	Alamosa	Econ Dev District Planning	59
058304246	Southern Colorado EDD	Pueblo	Econ Dev District Planning	95
058404293	Ute Mountain Ute Tribe	Towaoc	Indian District Planning	43
058604361	City of Lamar	Lamar	Substate Planning	36
058604250	Colorado Mountain JCD	Glenwood Springs	Substate Planning	25
050104239	Pueblo City of	Pueblo	Public Works	1,000
054904344	Children's Hospital	Aurora	Defense Conversion	1,710
CONNECTICUT				
Fiscal Year 2005				
018608164	So Central Reg EDC	New Haven	Substate Planning	25
010108122	New Haven City of	New Haven	Public Works	1,500
017908251	West Haven City of	West Haven	Econ Adjust Implementation	60
016608247	University of CT	Multi City	University Center Assistance	65
Fiscal Year 2006				
018608386	So Central Reg EDC	New Haven	Substate Planning	30
01660824701	University of CT	Multi City	University Center Assistance	65

Economic Development Administration

Approved Investments by State and Program - October 1, 2004 to September 30, 2006

Project #	Grantee	Location	Category	EDA \$(000)
DISTRICT OF COLUMBIA				
Fiscal Year 2005				
058704209	ICMA	Washington	Urban Planning	20
990713832	NIST-SBIR	Washington	Research	20
990607496	DOI	Washington	Technical Assistance	90
Fiscal Year 2006				
088604116	IEDC	Washington	Substate Planning	294
990607521	Natl Assn Reg Cncls	Washington	Technical Assistance	700
990607525	Preserve America	Washington	Technical Assistance	40
FLORIDA				
Fiscal Year 2005				
04830523802	Apalachee Reg Plng Cncl	Multi City	Econ Dev District Planning	52
04830528102	Central FL Reg Plng	Multi City	Econ Dev District Planning	52
04830523502	N Central FL Reg PL Cncl	Multi City	Econ Dev District Planning	52
04830528402	South Florida RPC	Multi City	Econ Dev District Planning	52
048305567	Southwest FL Reg PL Cncl	Multi City	Econ Dev District Planning	52
048305569	Treasure Coast RPC	Multi City	Econ Dev District Planning	52
04830528302	West FL Reg Plng Council	Multi City	Econ Dev District Planning	52
048305596	Withlacochee RPC	Multi City	Econ Dev District Planning	52
048605634	Town of Jay	Jay	Substate Planning	20
048705609	Tampa Bay Reg Plng Cncl	Pinellas Park	Urban Planning	123
040105445	City of Clewiston	Clewiston	Public Works	2,000
040105520	City of Homestead	Homestead	Public Works	1,000
040105502	City of Tallahassee	Tallahassee	Public Works	961
040105504	TRDA	Titusville	Public Works	1,000
040105510	UCF	Orlando	Public Works	1,500
044905591	Jacksonville, City of	Jacksonville	Defense Conversion	950
047905654	SAA	Sebring	Econ Adjust Implementation	779
04660541901	University of Fla OTC	Gainesville	University Center Assistance	100
Fiscal Year 2006				
048305743	Apalachee Reg Plng Cncl	Multi City	Econ Dev District Planning	54
048305778	Central FL Reg Plng	Multi City	Econ Dev District Planning	54
048305754	East Central FL. RPC	Multi City	Econ Dev District Planning	52
048305747	N Central FL Reg PL Cncl	Multi City	Econ Dev District Planning	54
048305782	South Florida RPC	Multi City	Econ Dev District Planning	54
048305748	Southwest FL Reg PL Cncl	Multi City	Econ Dev District Planning	54
048305753	Tampa Bay Reg Plng Cncl	Multi City	Econ Dev District Planning	52
048305749	Treasure Coast RPC	Multi City	Econ Dev District Planning	54
048305775	West FL Reg Plng Council	Multi City	Econ Dev District Planning	54
048305745	Withlacochee RPC	Multi City	Econ Dev District Planning	54
040105706	Ft. Myers	Fort Myers	Public Works	1,500
040105711	Sacred Heart	Pensacola	Public Works	1,000
044905835	Miami Dade County	Miami	Defense Conversion	570

Economic Development Administration

Approved Investments by State and Program - October 1, 2004 to September 30, 2006

Project #	Grantee	Location	Category	EDA \$(000)
FLORIDA				
Fiscal Year 2006				
047905708	Palm Bay	Palm Bay	Econ Adjust Implementation	300
040605785	City of Punta Gorda, FL	Punta Gorda	Technical Assistance	26
046605767	Univ of FL	Multi City	University Center Assistance	141
GEORGIA				
Fiscal Year 2005				
048305581	Central Savannah Rvr RDC	Multi City	Econ Dev District Planning	52
04830527902	Chattahoochee-Flint RDC	Multi City	Econ Dev District Planning	52
04830528502	Coastal GA RDC	Multi City	Econ Dev District Planning	52
04830522902	Coosa Valley RDC	Multi City	Econ Dev District Planning	52
04830523102	GA Mountains RDC	Multi City	Econ Dev District Planning	52
048305580	Heart of Ga-Altamaha RDC	Multi City	Econ Dev District Planning	52
048305537	Lower Chattahoochee RDC	Multi City	Econ Dev District Planning	52
04830522702	McIntosh Trail RDC	Multi City	Econ Dev District Planning	52
04830519102	Middle Flint RDC	Multi City	Econ Dev District Planning	52
04830523202	Middle GA RDC	Multi City	Econ Dev District Planning	75
048305583	North GA RDC	Multi City	Econ Dev District Planning	52
04830523602	Northeast GA RDC	Multi City	Econ Dev District Planning	60
04830519502	South Georgia RDC	Multi City	Econ Dev District Planning	52
04830519602	Southeast GA RDC	Multi City	Econ Dev District Planning	52
04830517702	Southwest GA RDC	Multi City	Econ Dev District Planning	52
048705639	UCDC	Atlanta	Urban Planning	220
040105630	Lavonia City of	Lavonia	Public Works	941
040105552	Liberty County Ind. Auth	Hinesville	Public Works	2,000
040105554	Moultrie-Colquitt County	Moultrie	Public Works	1,200
040105644	Webster County	Preston	Public Works	500
047905526	Meriwether County	Woodbury	Econ Adjust Implementation	310
046605608	Clark Atlanta University	Atlanta	University Center Assistance	91
04660545101	Georgia Inst of Tech	Atlanta	University Center Assistance	100
Fiscal Year 2006				
048305726	ARC	Multi City	Econ Dev District Planning	52
048305739	Central Savannah Rvr RDC	Multi City	Econ Dev District Planning	54
048305793	Chattahoochee-Flint RDC	Multi City	Econ Dev District Planning	54
048305792	Coastal GA RDC	Multi City	Econ Dev District Planning	54
048305738	Coosa Valley RDC	Multi City	Econ Dev District Planning	54
048305724	GA Mountains RDC	Multi City	Econ Dev District Planning	54
048305730	Heart of Ga-Altamaha RDC	Multi City	Econ Dev District Planning	54
048305685	Lower Chattahoochee RDC	Multi City	Econ Dev District Planning	55
048305731	McIntosh Trail RDC	Multi City	Econ Dev District Planning	54
048305704	Middle Flint RDC	Multi City	Econ Dev District Planning	55
048305723	Middle GA RDC	Multi City	Econ Dev District Planning	65
048305727	North GA RDC	Multi City	Econ Dev District Planning	55

Economic Development Administration

Approved Investments by State and Program - October 1, 2004 to September 30, 2006

Project #	Grantee	Location	Category	EDA \$(000)
GEORGIA				
Fiscal Year 2006				
048305733	Northeast GA RDC	Multi City	Econ Dev District Planning	54
048305694	South Georgia RDC	Multi City	Econ Dev District Planning	55
048305686	Southeast GA RDC	Multi City	Econ Dev District Planning	55
048305687	Southwest GA RDC	Multi City	Econ Dev District Planning	55
048805722	GA Tech Research Corp	Multi City	State Planning	85
040105709	City of Tallapoosa	Tallapoosa	Public Works	362
040105816	GA Advanced Tech Venture	Atlanta	Public Works	1,120
040105813	Glynn County	Brunswick	Public Works	1,000
047905820	Emanuel County Dev Auth	Swainsboro	Econ Adjust Implementation	1,500
04660560801	Clark Atlanta University	Atlanta	University Center Assistance	30
046605757	GA Tech Research Corp	Multi City	University Center Assistance	166
GUAM				
Fiscal Year 2006				
070105790	Guam Intern'l Airport	Tamuning	Public Works	1,250
077905853	Guam	Agana	Econ Adjust Implementation	200
077905813	Guam, University of	Mangilao	Econ Adjust Implementation	100
HAWAII				
Fiscal Year 2005				
078805784	Hawaii Planning Office	Honolulu	State Planning	45
078705776	CSFI	Honolulu	Urban Planning	50
078705724	Pacific Basin Dev Cncl	Honolulu	Urban Planning	80
070105762	U Hawaii Kapi'olani CC	Honolulu	Public Works	601
077905740	Building Industry Assn	Honolulu	Econ Adjust Implementation	2,000
077905698	CNHA	Honolulu	Econ Adjust Implementation	113
077905718	HIPA	Honolulu	Econ Adjust Implementation	100
077905685	Maui ED Board	Kihei	Econ Adjust Implementation	36
076605666	Hawaii, University of	Honolulu	University Center Assistance	215
Fiscal Year 2006				
078705896	Pacific Basin Dev Cncl	Honolulu	Urban Planning	80
077905817	City/Cnty Honolulu	Honolulu	Econ Adjust Implementation	75
077905818	Econ Dev Alliance Hawaii	Honolulu	Econ Adjust Implementation	50
077905832	Hana Health	Hana	Econ Adjust Implementation	500
077905930	Hawaii	Honolulu	Econ Adjust Implementation	80
077905836	Kauai County	Lihue	Econ Adjust Implementation	480
077905872	Maui ED Board	Kihei	Econ Adjust Implementation	300
07660566601	University of Hawaii	Honolulu	University Center Assistance	54
076605875	University of Hawaii	Honolulu	University Center Assistance	221

Economic Development Administration

Approved Investments by State and Program - October 1, 2004 to September 30, 2006

Project #	Grantee	Location	Category	EDA \$(000)
IDAHO				
Fiscal Year 2005				
078305678	Clearwater Econ Dev Assn	Lewiston	Econ Dev District Planning	74
078305681	East-Central P&D Assn.	Rexburg	Econ Dev District Planning	60
078305683	Panhandle Area Council	Hayden, ID	Econ Dev District Planning	74
078305679	Region IV Dev Assn Inc	Twin Falls	Econ Dev District Planning	66
078305668	Sage Community Resources	Boise	Econ Dev District Planning	74
078305677	Southeast Idaho CoG	Pocatello	Econ Dev District Planning	66
078405673	Coeur D'Alene Tribe	Plummer	Indian District Planning	31
078405741	Nez Perce Tribe of Idaho	Lapwai	Indian District Planning	37
070105652	Jerome	Jerome	Public Works	2,700
070105614	Kootenai County	Hayden	Public Works	1,314
077905709	Caldwell EDC	Caldwell	Econ Adjust Implementation	150
076905752	ShoBan Tribes	Soda Springs	Econ Adjust Strategy	150
076605746	Boise State University	Boise	University Center Assistance	110
Fiscal Year 2006				
078305866	Clearwater Econ Dev Assn	Lewiston	Econ Dev District Planning	74
078305867	East-Central P&D Assn.	Rexburg	Econ Dev District Planning	60
078305852	Panhandle Area Council	Hayden	Econ Dev District Planning	74
078305868	Region IV Dev Assn Inc	Twin Falls	Econ Dev District Planning	66
078305846	Sage Community Resources	Garden City	Econ Dev District Planning	74
078305865	Southeast Idaho CoG	Pocatello	Econ Dev District Planning	66
078405869	Coeur D'Alene Tribe	Plummer	Indian District Planning	50
078405940	Nez Perce Tribe of Idaho	Lapwai	Indian District Planning	37
076605877	Boise State	Boise	University Center Assistance	140
ILLINOIS				
Fiscal Year 2005				
068305036	BI-State Regional Comm	Rock Island	Econ Dev District Planning	60
068305029	Blackhawk Hills RC&D	Rock Falls	Econ Dev District Planning	60
068305023	Greater Egypt RPDC	Multi City	Econ Dev District Planning	65
068305010	Greater Wabash RPC	Multi City	Econ Dev District Planning	60
068304998	South Central IL RPDC	Multi City	Econ Dev District Planning	64
068305021	Southeastern IL RPDC	Multi City	Econ Dev District Planning	64
068304975	Southern Five RPDDC	Multi City	Econ Dev District Planning	64
068305015	Southwestern IL Metr RPC	Collinsville	Econ Dev District Planning	61
068305037	Two Rivers Reg Cncl PO	Multi City	Econ Dev District Planning	63
068605045	L-V Bi-State Authority	Lawrenceville	Substate Planning	100
068705043	Pembroke Township	St. Anne	Urban Planning	75
060105005	Chicago City of	Chicago	Public Works	2,775
060104981	Galatia Township	Galatia	Public Works	830
060104995	Hamilton County	McLeansboro	Public Works	380
060104996	Princeton City of	Princeton	Public Works	675
060104956	Will County Dpt Highways	Elwood	Public Works	3,000

Economic Development Administration

Approved Investments by State and Program - October 1, 2004 to September 30, 2006

Project #	Grantee	Location	Category	EDA \$(000)
ILLINOIS				
Fiscal Year 2005				
067905013	Manf Alliance Rock River	Rockford	Econ Adjust Implementation	175
067905002	Rend Lake Conservancy DS	Benton	Econ Adjust Implementation	2,456
066605055	Southern IL Edwardsville	Multi City	University Center Assistance	159
Fiscal Year 2006				
068305136	BI-State Regional Comm	Rock Island	Econ Dev District Planning	52
068305117	Blackhawk Hills RC&D	Rock Falls	Econ Dev District Planning	62
068305156	EDC for Central Illinois	Multi City	Econ Dev District Planning	54
068305160	East Central IL EDD	Multi City	Econ Dev District Planning	54
068305128	Greater Egypt RPDC	Carbondale	Econ Dev District Planning	69
068305108	Greater Wabash RPC	Multi City	Econ Dev District Planning	55
068305161	North Central IL COG	Multi City	Econ Dev District Planning	54
068305103	South Central IL RPDC	Multi City	Econ Dev District Planning	56
068305142	Southeastern IL RPDC	Multi City	Econ Dev District Planning	56
068305075	Southern Five RPDDC	Multi City	Econ Dev District Planning	56
068305100	Southwestern IL Metr RPC	Collinsville	Econ Dev District Planning	53
068305123	Two Rivers Reg Cncl PO	Multi City	Econ Dev District Planning	68
068305158	West Central Dev Council	Carlinville	Econ Dev District Planning	54
068305159	Western IL Reg Cncl	Multi City	Econ Dev District Planning	53
068705154	Battelle Memorial Inst.	Chicago	Urban Planning	339
060105146	Pekin City of	Pekin	Public Works	1,174
060105151	Pulaski County	Mound City	Public Works	2,755
060605162	Tri-City Reg Port Dist	Madison	Technical Assistance	44
06660505501	Southern IL Edwardsville	Multi City	University Center Assistance	159
INDIANA				
Fiscal Year 2005				
068305031	Indiana 15 RPC	Multi City	Econ Dev District Planning	61
068304983	Kankakee-Iroquois RPC	Monon	Econ Dev District Planning	64
068305017	Region 3A Dev RPC	Multi City	Econ Dev District Planning	60
068304990	River Hills RPC	Jeffersonville	Econ Dev District Planning	60
068305014	Southeastern IN RPC	Multi City	Econ Dev District Planning	60
068305032	Southern IN Dev Comm	Multi City	Econ Dev District Planning	60
068305018	West Central Indiana EDD	Multi City	Econ Dev District Planning	60
068605008	Eastern Indiana Dev Dist	Liberty	Substate Planning	50
068605067	Michiana Area COG	Multi City	Substate Planning	50
068605040	Southwestern In RDC	Multi City	Substate Planning	50
068605061	Workforce Dev Strategies	Multi City	Substate Planning	30
068705064	Southport City of	Southport	Urban Planning	15
068705060	Urban Enterprise Assoc.	Indianapolis	Urban Planning	30
060104964	Cmty Education Coalition	Connersville	Public Works	1,438
060104973	Fremont Town of	Fremont	Public Works	1,308
060104954	Montpelier City of	Montpelier	Public Works	875

Economic Development Administration

Approved Investments by State and Program - October 1, 2004 to September 30, 2006

Project #	Grantee	Location	Category	EDA \$(000)
INDIANA				
Fiscal Year 2005				
990713834	Purdue University	West Lafayette	Research	426
066905057	Frankfort City of	Frankfort	Econ Adjust Strategy	25
060605062	Madison Area CoC Fnd	Multi City	Technical Assistance	30
066605059	Purdue University	Multi City	University Center Assistance	164
Fiscal Year 2006				
068305157	Eastern Indiana Dev Dist	New Castle	Econ Dev District Planning	63
068305120	Indiana 15 RPC	Multi City	Econ Dev District Planning	59
068305076	Kankakee-Iroquois RPC	Monon	Econ Dev District Planning	70
068305101	Region 3A Dev RPC	Kendallville	Econ Dev District Planning	65
068305091	River Hills RPC	Jeffersonville, IN	Econ Dev District Planning	60
068305106	Southeastern IN RPC	Multi City	Econ Dev District Planning	62
068305143	Southern IN Dev Comm	Loogootee	Econ Dev District Planning	66
068305114	West Central Indiana EDD	Multi City	Econ Dev District Planning	52
06010497301	Fremont Town of	Fremont	Public Works	250
060105094	Santa Claus Town of	Santa Claus	Public Works	2,000
067905152	Mitchell City of	Mitchell	Econ Adjust Implementation	1,191
06660505901	Purdue University	Lafayette	University Center Assistance	164
IOWA				
Fiscal Year 2005				
058304168	Area 15 Reg Plng Comm	Ottumwa	Econ Dev District Planning	51
058304126	East Central Ingotv Assn	Dubuque	Econ Dev District Planning	52
058304169	Iowa Northland Reg EDC	Waterloo	Econ Dev District Planning	51
058304128	Mid Iowa Dev Assn COG	Fort Dodge	Econ Dev District Planning	51
058304140	NW Iowa PDC	Spencer	Econ Dev District Planning	51
058304151	North Iowa Area COG	Mason City	Econ Dev District Planning	51
058304157	Region XII COG	Carroll	Econ Dev District Planning	51
058304121	Siouxland Interstate MPC	Sioux City	Econ Dev District Planning	52
058304136	Southeast Iowa RPC	Burlington	Econ Dev District Planning	51
058304130	Southern Iowa COG	Creston	Econ Dev District Planning	53
058304143	Upper Explorerland RPC	Postville	Econ Dev District Planning	51
058604205	Univ of Northern Iowa	Cedar Falls	Substate Planning	75
050104101	Fort Dodge City of	Fort Dodge	Public Works	1,318
050104177	Mason City	Mason City	Public Works	780
050203716	Postville City of	Postville	Public Works	1,338
056904208	Southeast Iowa RPC	Burlington	Econ Adjust Strategy	107
05660407901	ISU-CIRAS	Ames	University Center Assistance	95
Fiscal Year 2006				
058304276	Area 15 Reg Plng Comm	Ottumwa	Econ Dev District Planning	56
058304236	East Central Ingotv Assn	Dubuque	Econ Dev District Planning	52
058304282	Iowa Northland Reg EDC	Waterloo	Econ Dev District Planning	51
058304251	Mid Iowa Dev Assn COG	Fort Dodge	Econ Dev District Planning	51

Economic Development Administration

Approved Investments by State and Program - October 1, 2004 to September 30, 2006

Project #	Grantee	Location	Category	EDA \$(000)
IOWA				
Fiscal Year 2006				
058304265	NW Iowa PDC	Spencer	Econ Dev District Planning	51
058304281	North Iowa Area COG	Mason City	Econ Dev District Planning	51
058304298	Region XII COG	Carroll	Econ Dev District Planning	51
058304247	Siouxland Interstate MPC	Sioux City	Econ Dev District Planning	52
058304270	Southeast Iowa RPC	Burlington	Econ Dev District Planning	51
058304263	Southern Iowa COG	Creston	Econ Dev District Planning	56
058304325	Southwest Iowa Plng Cncl	Atlantic	Econ Dev District Planning	50
058604347	East Central IA COG	Cedar Rapids	Substate Planning	35
058604343	Region Six Planning Comm	Marshalltown	Substate Planning	30
050104220	Indian Hills Cmty Coll	Ottumwa	Public Works	1,000
057904339	Siouxland Initiative	Sioux City	Econ Adjust Implementation	569
057904314	Southeast Iowa RPC	Burlington	Econ Adjust Implementation	100
050604351	Clinton Reg Dev Corp	Clinton	Technical Assistance	14
05660407902	ISU-CIRAS	Ames	University Center Assistance	95
KANSAS				
Fiscal Year 2005				
058304166	Great Plains Dev Inc	Dodge City	Econ Dev District Planning	51
058304146	North Central RPC	Beloit	Econ Dev District Planning	51
058304122	Northwest Kansas P&DC	Hill City	Econ Dev District Planning	52
058304114	South Central Kansas EDD	Wichita	Econ Dev District Planning	53
058304149	Southeast Kansas RPC	Chanute	Econ Dev District Planning	51
05660407701	KSU-AMI	Manhattan	University Center Assistance	155
Fiscal Year 2006				
058304288	Great Plains Dev Inc	Dodge City	Econ Dev District Planning	54
058304264	North Central RPC	Beloit	Econ Dev District Planning	51
058304234	Northwest Kansas P&DC	Hill City	Econ Dev District Planning	52
058304243	South Central Kansas EDD	Wichita	Econ Dev District Planning	60
058304294	Southeast Kansas RPC	Chanute	Econ Dev District Planning	58
058604346	Quest Center	Hutchinson	Substate Planning	25
050104319	Rice County	Lyons	Public Works	624
057904308	Wichita Airprt Auth.	Wichita	Econ Adjust Implementation	2,000
05660407702	KSU-AMI	Manhattan	University Center Assistance	155
KENTUCKY				
Fiscal Year 2005				
048305653	KY GOLD	Multi City	Econ Dev District Planning	728
040105514	Lewisport City of	Lewisport	Public Works	600
040105521	Murray-Calloway EDC	Murray	Public Works	772
047905565	City of Madisonville	Madisonville	Econ Adjust Implementation	682
047905625	Green River Reg Ind Auth	Hartford	Econ Adjust Implementation	1,360
047905592	KY Comm Econ Opport Cncl	Barbourville	Econ Adjust Implementation	1,592

Economic Development Administration

Approved Investments by State and Program - October 1, 2004 to September 30, 2006

Project #	Grantee	Location	Category	EDA \$(000)
KENTUCKY				
Fiscal Year 2005				
047905568	Lon-Laurel Co IDA No 2	London	Econ Adjust Implementation	900
046905557	Clay Co. Ind. Dev. Auth	Manchester	Econ Adjust Strategy	20
046905593	Gateway ADD	Owingsville	Econ Adjust Strategy	41
040605638	Bell County Fiscal Court	Pineville	Technical Assistance	30
04660529402	Eastern Kentucky Univ	Richmond	University Center Assistance	100
046605606	Western Kentucky Univ	Bowling Green	University Center Assistance	90
Fiscal Year 2006				
048305798	KY GOLD	Multi City	Econ Dev District Planning	750
040105831	St. Claire Reg Med Cntr	Morehead	Public Works	1,500
047905679	Goodwill Ind of KY	Hazard	Econ Adjust Implementation	300
046905714	Big Sandy ADD	Prestonsburg	Econ Adjust Strategy	21
040605678	Carter Cnty Fiscal Crt	Grayson	Technical Assistance	18
046605772	University of KY	Multi City	University Center Assistance	166
LOUISIANA				
Fiscal Year 2005				
080104000	England EC & Ind Dev Dis	Alexandria	Public Works	900
080103995	Jefferson Parish	New Orleans	Public Works	850
080104030	Oakdale City of	Oakdale	Public Works	600
087904041	LA Hurricane Recovery	Baton Rouge	Econ Adjust Implementation	4,000
087903961	Southern Univ	Baton Rouge	Econ Adjust Implementation	200
08660393501	LA Tech Univ	Ruston	University Center Assistance	81
08660393901	Univ of New Orleans	New Orleans	University Center Assistance	81
Fiscal Year 2006				
08830391201	Capital Region Plng Comm	Baton Rouge	Econ Dev District Planning	50
08830389401	Coordinating & Dev Corp	Shreveport	Econ Dev District Planning	50
08830391301	Kisatchie Delta Reg PDD	Alexandria	Econ Dev District Planning	50
08830390501	N Delta Reg PDD	Monroe	Econ Dev District Planning	50
088604100	Acadiana RDD	Lafayette	Substate Planning	50
088604089	Imperial Calcasieu RPDC	Lake Charles	Substate Planning	50
088604088	South Central PDC	Houma	Substate Planning	50
080104067	Desoto Parish Pol Jury	Mansfield	Public Works	700
080104079	Grtr Lafourche Port Comm	Galliano	Public Works	800
080104087	New Orleans BIC	New Orleans	Public Works	1,250
080104074	Terrebonne Par Port Comm	Houma	Public Works	900
087904096	Acadiana RDD	Lafayette	Econ Adjust Implementation	600
087904083	JEDCO	Metairie	Econ Adjust Implementation	500
08790404101	LA Hurricane Recovery	Baton Rouge	Econ Adjust Implementation	500
087904091	New Orleans City of Rbdl	New Orleans	Econ Adjust Implementation	600
087904101	South Central PDC	Houma	Econ Adjust Implementation	300
086904073	Regional Planning Comm	New Orleans	Econ Adjust Strategy	300
08660393502	LA Tech Univ	Ruston	University Center Assistance	96

Economic Development Administration

Approved Investments by State and Program - October 1, 2004 to September 30, 2006

Project #	Grantee	Location	Category	EDA \$(000)
LOUISIANA				
Fiscal Year 2006				
08660393902	Univ of New Orleans	New Orleans	University Center Assistance	96
MAINE				
Fiscal Year 2005				
018308170	Androscoggin Valley COG	Auburn	Econ Dev District Planning	60
018308171	Eastern Maine Dev Corp	Bangor	Econ Dev District Planning	62
018308167	Kennebec Valley COG	Fairfield	Econ Dev District Planning	52
018308178	Northern ME Dev Comm	Caribou	Econ Dev District Planning	54
018308219	Southern Maine EDD	Multi City	Econ Dev District Planning	52
018408223	Penobscot Indian Nation	Old Town	Indian District Planning	35
018808270	Midcoast EDD	Bath	State Planning	50
010108128	Technology Pk Dev. Corp	Norway	Public Works	1,995
01660805501	Univ of Southern Maine	Multi City	University Center Assistance	26
016608221	Univ of Southern Maine	Multi City	University Center Assistance	100
Fiscal Year 2006				
018308320	Androscoggin Valley COG	Multi City	Econ Dev District Planning	60
018308325	Eastern Maine Dev Corp	Multi City	Econ Dev District Planning	62
018308314	Kennebec Valley COG	Multi City	Econ Dev District Planning	52
018308338	Midcoast EDD	Bath	Econ Dev District Planning	52
018308319	Northern ME Dev Comm	Multi City	Econ Dev District Planning	54
018308372	Southern Maine EDD	Portland	Econ Dev District Planning	72
018408393	Penobscot Indian Nation	Old Town	Indian District Planning	35
010108277	Gardiner	Gardiner	Public Works	856
017963024	Downeast Institute	Beals	Econ Adjust Implementation	101
01660822101	Univ of Southern Maine	Multi City	University Center Assistance	100
MARYLAND				
Fiscal Year 2005				
018308150	Tri-Cnty Cncl for W. MD	Multi City	Econ Dev District Planning	52
018608229	Tri-County Council LES	Snow Hill	Substate Planning	52
018708154	Mid Shore Reg. Council	Easton	Urban Planning	52
017908165	Eastern Shore Entre Ctr	Multi City	Econ Adjust Implementation	60
017908077	Maryland Hawk Corp	Multi City	Econ Adjust Implementation	75
017908204	TEDCO	Multi City	Econ Adjust Implementation	325
01660802501	Morgan State University	Baltimore	University Center Assistance	31
016608244	Towson University	Multi City	University Center Assistance	100
01660808001	Univ of MD Eastern Shore	Multi City	University Center Assistance	20
016608227	Univ of MD Eastern Shore	Multi City	University Center Assistance	100
Fiscal Year 2006				
018308293	Tri-Cnty Cncl for W. MD	Multi City	Econ Dev District Planning	60
018608415	Mid Shore Reg. Council	Multi City	Substate Planning	52
018608414	Tri-County Council LES	Multi City	Substate Planning	52

Economic Development Administration

Approved Investments by State and Program - October 1, 2004 to September 30, 2006

Project #	Grantee	Location	Category	EDA \$(000)
MARYLAND				
Fiscal Year 2006				
018708408	Baltimore City of	Baltimore	Urban Planning	100
01660824401	Towson University	Multi City	University Center Assistance	100
01660822701	Univ of MD Eastern Shore	Multi City	University Center Assistance	100
MASSACHUSETTS				
Fiscal Year 2005				
018308220	Merrimack Valley PC	Multi City	Econ Dev District Planning	52
018308230	Metro Area Planning Cncl	Multi City	Econ Dev District Planning	60
018308174	Old Colony Planning Cncl	Multi City	Econ Dev District Planning	52
018308218	Pioneer Valley Plg Comm	Multi City	Econ Dev District Planning	60
01830821801	Pioneer Valley Plg Comm	Multi City	Econ Dev District Planning	76
018308134	Southeastern RP & EDD	Multi City	Econ Dev District Planning	52
018708232	Montachusett RPC	Multi City	Urban Planning	52
018708259	Worcester City of	Worcester	Urban Planning	75
010108118	HCCF	Holyoke	Public Works	1,000
010108158	WBDC	Worcester	Public Works	2,500
017908203	New Bedford City of	New Bedford	Econ Adjust Implementation	60
990607499	ICIC	Boston	Technical Assistance	200
016608241	UMASS	Multi City	University Center Assistance	150
Fiscal Year 2006				
018308334	Franklin Regional COG	Greenfield	Econ Dev District Planning	52
018308373	Merrimack Valley PC	Haverhill	Econ Dev District Planning	60
018308365	Metro Area Planning Cncl	Multi City	Econ Dev District Planning	60
018308381	Montachusett RPC	Multi City	Econ Dev District Planning	52
018308317	Old Colony Planning Cncl	Multi City	Econ Dev District Planning	52
018308371	Pioneer Valley Plg Comm	West Springfield	Econ Dev District Planning	70
018308291	Southeastern RP & EDD	Multi City	Econ Dev District Planning	52
018408410	Wampanoag Indians	Aquinnah (Town of)	Indian District Planning	40
018608384	Northern Middlesex COG	Lowell	Substate Planning	50
018708382	Taunton City of	Taunton	Urban Planning	50
018708392	Worcester City of	Worcester	Urban Planning	75
010108181	Brockton NHC Inc	Brockton	Public Works	1,500
010108315	Springfield RA	Springfield	Public Works	995
010108299	Worcester City of	Worcester	Public Works	1,750
990713853	Monitor Group	Pittsfield	Research	222
01660824101	UMASS	Multi City	University Center Assistance	150
MICHIGAN				
Fiscal Year 2005				
068305006	Central Upper Peninsula	Multi City	Econ Dev District Planning	65
068305009	East Central MI PDRC	Multi City	Econ Dev District Planning	61
068305027	Eastern Upper Peninsula	Multi City	Econ Dev District Planning	63

Economic Development Administration

Approved Investments by State and Program - October 1, 2004 to September 30, 2006

Project #	Grantee	Location	Category	EDA \$(000)
MICHIGAN				
Fiscal Year 2005				
068305001	NE MI Cncl of Govts	Multi City	Econ Dev District Planning	63
068305039	NW MI Council Govt	Traverse City	Econ Dev District Planning	60
068305022	Southcentral MI Plg Cncl	Multi City	Econ Dev District Planning	60
068304979	Southwestern MI Comm	Multi City	Econ Dev District Planning	60
068305028	Tri-Cnty Reg Plg Comm	Multi City	Econ Dev District Planning	61
068304993	West MI Shoreline RDC	Multi City	Econ Dev District Planning	88
068304994	West Michigan RPC	Multi City	Econ Dev District Planning	60
068304991	Western Upper Peninsula	Houghton	Econ Dev District Planning	64
068405012	Inter-Tribal Cncl of MI	Multi City	Indian District Planning	78
068605048	Lenawee County C of C	Adrian	Substate Planning	50
068605025	Michigan Land Use Inst.	Multi City	Substate Planning	50
068605051	NE MI Cncl of Govts	Multi City	Substate Planning	38
068605063	West MI Shoreline RDC	Muskegon	Substate Planning	40
068605003	West Michigan RPC	Multi City	Substate Planning	20
060104949	Central Michigan Univ	Mount Pleasant	Public Works	2,152
060104974	Kalamazoo City of	Kalamazoo	Public Works	726
066605049	Regents of Univ of MI	Multi City	University Center Assistance	153
Fiscal Year 2006				
068305112	Central Upper Peninsula	Multi City	Econ Dev District Planning	57
068305111	East Central MI PDRC	Multi City	Econ Dev District Planning	53
068305121	Eastern Upper Peninsula	Multi City	Econ Dev District Planning	55
068305109	NE MI Cncl of Govts	Multi City	Econ Dev District Planning	55
068305140	NW MI Council Govt	Multi City	Econ Dev District Planning	52
068305078	Southwestern MI Comm	Multi City	Econ Dev District Planning	52
068305138	Tri-Cnty Reg Plg Comm	Multi City	Econ Dev District Planning	53
068305080	West MI Shoreline RDC	Muskegon	Econ Dev District Planning	80
068305081	West Michigan RPC	Multi City	Econ Dev District Planning	52
068305082	Western Upper Peninsula	Houghton	Econ Dev District Planning	56
068405104	Inter-Tribal Cncl of MI	Multi City	Indian District Planning	70
068805092	Michigan State Univ	Multi City	State Planning	74
068605137	Otsego Cty Econ Alliance	Gaylord	Substate Planning	40
068705113	Detroit Renaissance Fnd	Detroit	Urban Planning	100
060105069	Finlandia University	Hancock	Public Works	953
060105073	Kettering University	Flint	Public Works	1,620
060205070	Keweenaw County	Eagle River	Public Works	1,754
060105096	Muskegon County of	Muskegon	Public Works	2,562
067905147	Regents of Univ of MI	Multi City	Econ Adjust Implementation	623
06660504901	Regents of Univ of MI	Multi City	University Center Assistance	153
MINNESOTA				
Fiscal Year 2005				
068305042	Arrowhead Reg Dev Comm	Multi City	Econ Dev District Planning	70

Economic Development Administration

Approved Investments by State and Program - October 1, 2004 to September 30, 2006

Project #	Grantee	Location	Category	EDA \$(000)
MINNESOTA				
Fiscal Year 2005				
068305000	East Central RDC	Multi City	Econ Dev District Planning	61
068304986	Headwaters Reg Dev Comm	Bemidji	Econ Dev District Planning	63
068305011	Mid-Minnesota Dev Comm	Multi City	Econ Dev District Planning	61
068304987	Northwest RDC	Warren	Econ Dev District Planning	61
068304992	Region Five Dev Comm	Staples	Econ Dev District Planning	60
068305020	Region Nine Dev Comm	Multi City	Econ Dev District Planning	60
068305024	Southwest Reg Dev Comm	Multi City	Econ Dev District Planning	63
068305033	Upper MN Valley RDC	Multi City	Econ Dev District Planning	63
068305026	West Central Initiative	Multi City	Econ Dev District Planning	63
068404982	Minnesota Chippewa Tribe	Cass Lake	Indian District Planning	161
060105044	Perham City of	Perham	Public Works	300
060105065	Red Lake Bd Chippewa Ind	Redlake	Public Works	1,551
060104971	Wyoming City of	Wyoming	Public Works	1,500
Fiscal Year 2006				
068305129	Arrowhead Reg Dev Comm	Multi City	Econ Dev District Planning	62
068305097	East Central RDC	Multi City	Econ Dev District Planning	53
068305084	Headwaters Reg Dev Comm	Bemidji	Econ Dev District Planning	55
068305107	Mid-Minnesota Dev Comm	Multi City	Econ Dev District Planning	53
068305079	Northwest RDC	Warren	Econ Dev District Planning	53
068305085	Region Five Dev Comm	Staples	Econ Dev District Planning	52
068305099	Region Nine Dev Comm	Multi City	Econ Dev District Planning	52
068305116	Southwest Reg Dev Comm	Multi City	Econ Dev District Planning	78
068305127	Upper MN Valley RDC	Appleton	Econ Dev District Planning	55
068305119	West Central Initiative	Multi City	Econ Dev District Planning	55
068405083	Minnesota Chippewa Tribe	Cass Lake	Indian District Planning	153
060105074	Cloquet City of	Cloquet	Public Works	1,035
060105071	Staples City of	Staples	Public Works	1,025
067905068	University of Minnesota	Duluth	Econ Adjust Implementation	1,250
MISSISSIPPI				
Fiscal Year 2005				
04830535101	Central MS PDD	Multi City	Econ Dev District Planning	60
04830527202	East Central PDD	Multi City	Econ Dev District Planning	58
04830526902	North Central MS PDD	Multi City	Econ Dev District Planning	52
04830527302	Northeast MS PDD	Multi City	Econ Dev District Planning	52
048305578	South Delta PDD	Multi City	Econ Dev District Planning	52
04830535201	Southern MS PDD	Multi City	Econ Dev District Planning	84
04830537401	Southwest MS PDD	Multi City	Econ Dev District Planning	52
04830535001	Three Rivers MS PDD	Multi City	Econ Dev District Planning	52
048405646	Choctaw Indians MS Band	Philadelphia	Indian District Planning	30
048605657	Three Rivers MS PDD	Multi City	Substate Planning	75
040105648	IDA of Neshoba County	Philadelphia	Public Works	584

Economic Development Administration

Approved Investments by State and Program - October 1, 2004 to September 30, 2006

Project #	Grantee	Location	Category	EDA \$(000)
MISSISSIPPI				
Fiscal Year 2005				
047905651	Alcorn County	Glen	Econ Adjust Implementation	540
047905671	MS Dev Authority	Multi City	Econ Adjust Implementation	4,000
047905495	MS Technology Alliance	Multi City	Econ Adjust Implementation	100
040605622	MS State University	Multi City	Technical Assistance	40
046605586	MS State University	Multi City	University Center Assistance	100
046605597	MS Valley St. Univ.	Multi City	University Center Assistance	85
046605604	Univ of Southern MS	Hattiesburg	University Center Assistance	100
Fiscal Year 2006				
048305695	Central MS PDD	Multi City	Econ Dev District Planning	93
048305804	East Central PDD	Multi City	Econ Dev District Planning	92
048305812	Golden Triangle	Multi City	Econ Dev District Planning	52
048305776	North Central MS PDD	Multi City	Econ Dev District Planning	54
048305825	North Delta PDD	Multi City	Econ Dev District Planning	52
048305773	Northeast MS PDD	Multi City	Econ Dev District Planning	54
048305750	South Delta PDD	Multi City	Econ Dev District Planning	54
048305696	Southern MS PDD	Multi City	Econ Dev District Planning	127
048305697	Southwest MS PDD	Multi City	Econ Dev District Planning	93
048305698	Three Rivers MS PDD	Multi City	Econ Dev District Planning	55
048405806	Choctaw Indians MS Band	Multi City	Indian District Planning	30
048605832	Stone County	Wiggins	Substate Planning	64
048705808	U of Miss Rsrch Alliance	Jackson	Urban Planning	50
040105774	B. B. King Museum	Indianola	Public Works	1,000
040105717	Pearl, City of	Pearl	Public Works	1,000
047905826	Brookhaven Lincoln CEDA	Brookhaven	Econ Adjust Implementation	1,101
047905828	Holly Springs, city of	Holly Springs	Econ Adjust Implementation	521
047905805	Kemper County	De Kalb	Econ Adjust Implementation	750
047905830	Marion, town of	Marion	Econ Adjust Implementation	650
047905746	Southeast Tourism Societ	Multi City	Econ Adjust Implementation	500
047905716	Southern MS PDD	Multi City	Econ Adjust Implementation	500
046905780	City of Pascagoula	Pascagoula	Econ Adjust Strategy	180
046905760	Harrison County	Gulfport	Econ Adjust Strategy	180
046905800	Pearl River County	Picayune	Econ Adjust Strategy	27
04660558601	MS State University	Multi City	University Center Assistance	8
046605764	MS State University	Multi City	University Center Assistance	166
04660559701	MS Valley State Univ.	Multi City	University Center Assistance	28
MISSOURI				
Fiscal Year 2005				
058304129	Boonslick Regional PC	Warrenton	Econ Dev District Planning	28
058304117	Bootheel RP & EDC	Malden	Econ Dev District Planning	52
058304164	Kaysinger Basin RPC	Clinton	Econ Dev District Planning	51
058304160	Lake of the Ozarks CLG	Camdenton	Econ Dev District Planning	51

Economic Development Administration

Approved Investments by State and Program - October 1, 2004 to September 30, 2006

Project #	Grantee	Location	Category	EDA \$(000)
MISSOURI				
Fiscal Year 2005				
058304134	MO-KAN Regional Council	St. Joseph	Econ Dev District Planning	51
058304153	Mark Twain RCOG	Perry	Econ Dev District Planning	51
058304108	Meramec RPC	St. James	Econ Dev District Planning	55
058304120	Northeast Missouri RPC	Memphis	Econ Dev District Planning	52
058304133	Northwest Missouri RCOG	Maryville	Econ Dev District Planning	51
058304144	Ozark Foothills RPC	Poplar Bluff	Econ Dev District Planning	51
058304124	SE Missouri RP & EDC	Perryville	Econ Dev District Planning	55
058304125	South Central Ozarks COG	Pomona	Econ Dev District Planning	52
058604200	Kaysinger Basin RPC	Clinton	Substate Planning	25
058604175	Pioneer Trails RPC	Concordia	Substate Planning	30
058704210	CET	St. Louis	Urban Planning	88
050104103	Joplin Chmbr Foundation	Joplin	Public Works	600
050104102	Missouri Innovation Cent	Columbia	Public Works	2,500
050104187	Monett School District	Monett	Public Works	1,250
050104207	Swope Community Builders	Kansas City	Public Works	1,250
056904185	St Joseph City of	St. Joseph	Econ Adjust Strategy	150
05660407801	UM Extension	Columbia	University Center Assistance	135
Fiscal Year 2006				
058304252	Boonslick Regional PC	Warrenton	Econ Dev District Planning	50
058304226	Bootheel RP & EDC	Malden	Econ Dev District Planning	55
058304305	Green Hills RPC	Trenton	Econ Dev District Planning	51
058304309	Kaysinger Basin RPC	Clinton	Econ Dev District Planning	54
058304273	MO-KAN Regional Council	St. Joseph	Econ Dev District Planning	58
058304295	Mark Twain RCOG	Perry	Econ Dev District Planning	56
058304224	Meramec RPC	St. James	Econ Dev District Planning	62
058304324	Mid-Missouri RPC	Ashland	Econ Dev District Planning	50
058304244	Northeast Missouri RPC	Memphis	Econ Dev District Planning	55
058304256	Northwest Missouri RCOG	Maryville	Econ Dev District Planning	54
058304271	Ozark Foothills RPC	Poplar Bluff	Econ Dev District Planning	54
058304229	SE Missouri RP & EDC	Perryville	Econ Dev District Planning	62
058304231	South Central Ozarks COG	Pomona	Econ Dev District Planning	57
058304332	Southwest Missouri COG	Springfield	Econ Dev District Planning	51
058304287	Upper Explorerland RPC	Maryville	Econ Dev District Planning	51
058604336	MARC	Kansas City	Substate Planning	35
058604318	Pioneer Trails RPC	Concordia	Substate Planning	30
058604342	Warsaw City of	Warsaw	Substate Planning	40
058704345	KCALSI	Kansas City	Urban Planning	30
050104219	Kansas City	Kansas City	Public Works	1,800
050104329	Missouri Western State	St. Joseph	Public Works	75
050104357	St. Patrick Center	St. Louis	Public Works	3,500
056904268	Boonslick Regional PC	Wright City	Econ Adjust Strategy	48
056904317	Caruthersville City of	Caruthersville	Econ Adjust Strategy	60

Economic Development Administration

Approved Investments by State and Program - October 1, 2004 to September 30, 2006

Project #	Grantee	Location	Category	EDA \$(000)
MISSOURI				
Fiscal Year 2006				
05660407802	UM Extension	Columbia	University Center Assistance	135
MONTANA				
Fiscal Year 2005				
058304113	Bear Paw Dev Corp	Havre	Econ Dev District Planning	53
058304116	Beartooth RC&D Area Inc	Joliet	Econ Dev District Planning	52
058304150	Great Northern Dev Corp	Wolf Point	Econ Dev District Planning	51
058304161	Headwaters RC&D Area Inc	Butte	Econ Dev District Planning	51
058404163	Assiniboine & Sioux Trbs	Poplar	Indian District Planning	44
058404142	Blackfeet Trb Bus Cncl	Browning	Indian District Planning	44
058404154	Chippewa Cree Tribe	Box Elder	Indian District Planning	40
058404172	Fort Belknap Indian Cmty	Harlem	Indian District Planning	40
058404147	Northern Cheyenne Tribe	Lame Deer	Indian District Planning	40
058404171	Salish & Kootenai Tribes	Pablo	Indian District Planning	44
058604199	MT BioScience Alliance	Billings	Substate Planning	50
058604214	University of Montana	Missoula	Substate Planning	50
058604215	University of Montana	Missoula	Substate Planning	78
050203677	Ashland Cnty Water/Sewer	Ashland	Public Works	115
050104188	Hardin City of	Hardin	Public Works	1,336
057904071	Great Northern Dev Corp	Wolf Point	Econ Adjust Implementation	40
056904206	Eureka	Eureka	Econ Adjust Strategy	35
056904211	Red Lodge	Red Lodge	Econ Adjust Strategy	100
05660407301	Montana State Univ	Bozeman	University Center Assistance	105
Fiscal Year 2006				
058304225	Bear Paw Dev Corp	Havre	Econ Dev District Planning	53
058304241	Beartooth RC&D Area Inc	Joliet	Econ Dev District Planning	57
058304359	Bitter Root EDD	Hamilton	Econ Dev District Planning	50
058304291	Great Northern Dev Corp	Wolf Point	Econ Dev District Planning	58
058304310	Headwaters RC&D Area Inc	Butte	Econ Dev District Planning	54
058304313	North Central MT EDD	Cut Bank	Econ Dev District Planning	51
058304323	Northwest Regional RC&D	Libby	Econ Dev District Planning	51
058304312	Snowy Mountain Dev Corp	Lewistown	Econ Dev District Planning	51
058304306	Southeastern MT Dev Corp	Colstrip	Econ Dev District Planning	51
058404267	Assiniboine & Sioux Trbs	Poplar	Indian District Planning	46
058404278	Blackfeet Trb Bus Cncl	Browning	Indian District Planning	47
058404304	Chippewa Cree Tribe	Box Elder	Indian District Planning	43
058404301	Fort Belknap Indian Cmty	Harlem	Indian District Planning	43
058404292	Northern Cheyenne Tribe	Lame Deer	Indian District Planning	42
058404299	Salish & Kootenai Tribes	Ronan	Indian District Planning	47
058604349	Great Northern Dev Corp	Wolf Point	Substate Planning	39
058604350	Ravalli County EDA	Hamilton	Substate Planning	20
058604341	Tech Venture Ctr Inc	Bozeman	Substate Planning	40

Economic Development Administration

Approved Investments by State and Program - October 1, 2004 to September 30, 2006

Project #	Grantee	Location	Category	EDA \$(000)
MONTANA				
Fiscal Year 2006				
050104248	Lake County CDC	Ronan	Public Works	1,000
050104327	Missoula County	Missoula	Public Works	1,250
05660407302	Montana State Univ	Bozeman	University Center Assistance	105
MULTI-JURISDICTIONAL				
Fiscal Year 2005				
990607497	GovWorks	Multi City	Technical Assistance	250
990607500	GovWorks	Multi City	Technical Assistance	250
99060749202	IEDC	Multi City	Technical Assistance	8
990607501	IEDC	Multi City	Technical Assistance	473
990607498	Nat Governors Assn	Multi City	Technical Assistance	390
990607495	Natl Assn Reg Cncls	Multi City	Technical Assistance	471
990607494	Pennsylvania State Univ	Multi City	Technical Assistance	314
992607620	Applied Strategies Intl	Multi City	Trade Adjustment Assistance	1,115
992607624	Curators of Univ of MO	Multi City	Trade Adjustment Assistance	968
992607622	GA Tech Research Corp	Multi City	Trade Adjustment Assistance	1,131
992607623	New England TAAC	Multi City	Trade Adjustment Assistance	1,109
992607626	Regents of Univ of CO	Multi City	Trade Adjustment Assistance	951
992607628	Regents of Univ of MI	Multi City	Trade Adjustment Assistance	1,010
992607629	Res Fdn of St Univ of NY	Multi City	Trade Adjustment Assistance	977
992607621	Trade Task Group	Multi City	Trade Adjustment Assistance	1,094
992607630	UTSA	Multi City	Trade Adjustment Assistance	1,247
992607627	Univ of Southern CA	Multi City	Trade Adjustment Assistance	973
Fiscal Year 2006				
990713854	GovWorks	Multi City	Research	575
990607526	GovWorks	Multi City	Technical Assistance	650
990607520	IEDC	Multi City	Technical Assistance	85
990607523	W.E. Upjohn Unemploymt	Multi City	Technical Assistance	205
990607527	Western Carolina Un. IEF	Multi City	Technical Assistance	362
992607636	Applied Strategies Intl	Multi City	Trade Adjustment Assistance	1,206
992607638	Curators of Univ of MO	Multi City	Trade Adjustment Assistance	1,109
992607637	GA Tech Research Corp	Multi City	Trade Adjustment Assistance	1,209
992607642	Mid-Atlantic Employers	Multi City	Trade Adjustment Assistance	1,583
992607641	New England TAAC	Multi City	Trade Adjustment Assistance	1,230
992607632	Regents of Univ of CO	Multi City	Trade Adjustment Assistance	1,156
992607633	Regents of Univ of MI	Multi City	Trade Adjustment Assistance	1,149
992607639	Res Fdn of St Univ of NY	Multi City	Trade Adjustment Assistance	909
992607635	Trade Task Group	Multi City	Trade Adjustment Assistance	1,087
992607640	UTSA	Multi City	Trade Adjustment Assistance	1,209
992607634	Univ of Southern CA	Multi City	Trade Adjustment Assistance	966

Economic Development Administration

Approved Investments by State and Program - October 1, 2004 to September 30, 2006

Project #	Grantee	Location	Category	EDA \$(000)
NEBRASKA				
Fiscal Year 2005				
058304162	Northeast Nebraska EDD	Norfolk	Econ Dev District Planning	51
058304152	Panhandle Area Dev Dist	Gering	Econ Dev District Planning	51
058304145	River Country EDD	Lincoln	Econ Dev District Planning	51
058304174	W Central Nebraska EDD	Ogallala	Econ Dev District Planning	51
057904191	Norfolk EDF	Norfolk	Econ Adjust Implementation	600
050604192	Center for Rural Affairs	Lyons	Technical Assistance	32
Fiscal Year 2006				
058304320	Central NEEDD	Bassett	Econ Dev District Planning	51
058304296	Northeast Nebraska EDD	Norfolk	Econ Dev District Planning	51
058304286	Panhandle Area Dev Dist	Gering	Econ Dev District Planning	58
058304277	River Country EDD	Lincoln	Econ Dev District Planning	51
058304275	W Central Nebraska EDD	Ogallala	Econ Dev District Planning	58
058604335	Omaha Cncl Bluffs MAPA	Omaha	Substate Planning	35
058604340	South Central EDD	Eustis	Substate Planning	30
050104316	McCook EDC	McCook	Public Works	55
050104300	South Sioux City	South Sioux City	Public Works	618
050104330	Western Nebraska CC	Scottsbluff	Public Works	1,534
050604249	Northeast Nebraska EDD	Norfolk	Technical Assistance	30
NEVADA				
Fiscal Year 2005				
078305738	Western NV Dev. District	Carson City	Econ Dev District Planning	77
078405787	Duck Valley	Owyhee	Indian District Planning	40
077905769	Ely	Ely	Econ Adjust Implementation	750
077905714	Nevada Cntr Entreprnr	New Washoe City	Econ Adjust Implementation	200
077905763	V&T Railroad	New Washoe City	Econ Adjust Implementation	800
077905779	White Pine County	Ely	Econ Adjust Implementation	250
076605671	Nevada, Univ of	Reno	University Center Assistance	126
Fiscal Year 2006				
078305909	Western NV Dev. District	Carson City	Econ Dev District Planning	77
070105807	Mineral County	Hawthorne	Public Works	3,040
077905897	Desert Research Inst.	Reno	Econ Adjust Implementation	73
076905953	Uni of Nevada, Reno	Laughlin	Econ Adjust Strategy	25
07660567101	Uni of Nevada, Reno	Reno	University Center Assistance	28
076605878	Univ of Nevada, Reno	Reno	University Center Assistance	140
NEW HAMPSHIRE				
Fiscal Year 2005				
018308135	North Country Council	Multi City	Econ Dev District Planning	52
01870810501	Manchester City of	Manchester	Urban Planning	10
018708194	Rockingham EC Dev Corp	Exeter	Urban Planning	52
010108217	Bethlehem	Bethlehem	Public Works	272

Economic Development Administration

Approved Investments by State and Program - October 1, 2004 to September 30, 2006

Project #	Grantee	Location	Category	EDA \$(000)
NEW HAMPSHIRE				
Fiscal Year 2005				
016908260	North Country Council	Multi City	Econ Adjust Strategy	800
010608162	Berlin Ind Dev & Park Au	Berlin	Technical Assistance	36
01660808301	Univ of New Hampshire	Multi City	University Center Assistance	15
Fiscal Year 2006				
018308295	North Country Council	Multi City	Econ Dev District Planning	52
018308326	Rockingham EC Dev Corp	Exeter	Econ Dev District Planning	62
018608383	Lakes RPC	Meredith	Substate Planning	50
018608387	SW Region Planning Comm	Keene	Substate Planning	60
018708391	Manchester City of	Manchester	Urban Planning	70
01010796601	North Country Council	Lebanon	Public Works	550
NEW JERSEY				
Fiscal Year 2005				
018308175	South Jersey EDD	Millville	Econ Dev District Planning	52
018708240	Trenton City of	Trenton	Urban Planning	67
010108142	ACCC	Mays Landing	Public Works	1,200
010108140	Penns Grove	Penns Grove	Public Works	800
010108161	Respond	Camden	Public Works	1,200
014908210	Bayonne LDA	Bayonne	Defense Conversion	4,750
017908172	Hudson County of	Jersey City	Econ Adjust Implementation	75
01795502502	Trenton City of	Trenton	Econ Adjust Implementation	939
016608233	Rutgers	Multi City	University Center Assistance	100
01660798901	Rutgers The State Univ	Multi City	University Center Assistance	46
Fiscal Year 2006				
018308329	South Jersey EDD	Multi City	Econ Dev District Planning	52
010108360	Millville	Millville	Public Works	1,500
010108377	Paulsboro	Paulsboro	Public Works	1,830
010108306	Rutgers State University	Bridgeton	Public Works	2,000
01490821001	MOTBY	Bayonne	Defense Conversion	3,800
017908327	Passaic County Community	Multi City	Econ Adjust Implementation	305
017908418	Rutgers Camden Tech	Camden	Econ Adjust Implementation	350
017908296	South Jersey EDD	Atlantic City	Econ Adjust Implementation	75
01660823301	Rutgers	Multi City	University Center Assistance	100
NEW MEXICO				
Fiscal Year 2005				
08830388301	Eastern Plains CoG	Clovis	Econ Dev District Planning	71
088303984	SW NM COG	Silver City	Econ Dev District Planning	150
080104008	Inst of Amer Indian Arts	Santa Fe	Public Works	2,000
080103968	LRRRI	Albuquerque	Public Works	1,000
087903999	WESST	Albuquerque	Econ Adjust Implementation	300
086903988	Albuquerque Hispanic CoC	Albuquerque	Econ Adjust Strategy	250

Economic Development Administration

Approved Investments by State and Program - October 1, 2004 to September 30, 2006

Project #	Grantee	Location	Category	EDA \$(000)
NEW MEXICO				
Fiscal Year 2005				
086904024	South Central COG	Elephant Butte	Econ Adjust Strategy	200
08660393701	Inst. of American Indian	Santa Fe	University Center Assistance	81
08660393601	N NM Cmty College	Espanola	University Center Assistance	81
Fiscal Year 2006				
088304130	Eastern Plains CoG	Clovis	Econ Dev District Planning	79
088404065	Acoma Pueblo	Pueblo of Acoma	Indian District Planning	120
088404057	Eight North Ind Pueblos	San Juan Pueblo	Indian District Planning	120
080104127	Española Valley FA Ctr	Espanola	Public Works	250
080104066	Ohkay Owingeh (San Juan)	San Juan Pueblo	Public Works	1,000
080104075	San Juan Jr College Dist	Farmington	Public Works	175
080104124	Science & Tech Park DSC	Albuquerque	Public Works	1,100
080104135	Tapetes de Lana	Las Vegas	Public Works	815
080104119	UNM	Albuquerque	Public Works	1,100
080104126	WESST Corp.	Albuquerque	Public Works	1,250
08660393602	N NM Cmty College	Espanola	University Center Assistance	96
NEW YORK				
Fiscal Year 2005				
018308207	Capital District RPC	Multi City	Econ Dev District Planning	52
018308145	Central New York RPDB	Syracuse	Econ Dev District Planning	52
018308126	Genesee Finger Lakes	Rochester	Econ Dev District Planning	56
018308195	Hudson Valley Reg. Cncl.	New Windsor	Econ Dev District Planning	52
018308148	L Champlain/L George RPB	Lake George	Econ Dev District Planning	52
01830814801	L Champlain/L George RPB	Lake George	Econ Dev District Planning	86
018308137	Mohawk Valley EDD	Mohawk	Econ Dev District Planning	64
018308180	Southern Tier Central	Painted Post	Econ Dev District Planning	52
018308131	Southern Tier East	Binghamton	Econ Dev District Planning	52
018308141	Southern Tier West	Salamanca	Econ Dev District Planning	52
018408209	Saint Regis Mohawk Tribe	Hogansburg	Indian District Planning	32
018408188	Seneca Nation of Indians	Irving	Indian District Planning	44
018708228	Bronx OEDC	Bronx	Urban Planning	90
010108116	ACES	Albany	Public Works	1,880
010108138	City of Hornell IDA	Hornell	Public Works	866
010108139	Downstate Technology	Brooklyn	Public Works	1,500
010108160	Greater Glens Falls D C	Glens Falls	Public Works	1,100
010108269	Utica	Utica	Public Works	2,000
010108007	Yonkers	Yonkers	Public Works	1,500
017908213	BOEDC	Bronx	Econ Adjust Implementation	200
017908253	Central New York RPDB	Multi City	Econ Adjust Implementation	2,000
017908201	Southern Tier West	Multi City	Econ Adjust Implementation	100
016608237	Cornell University	Multi City	University Center Assistance	150
01660804601	Res Fdn of St Univ of NY	Multi City	University Center Assistance	29

Economic Development Administration

Approved Investments by State and Program - October 1, 2004 to September 30, 2006

Project #	Grantee	Location	Category	EDA \$(000)
NEW YORK				
Fiscal Year 2006				
018308347	Capital District RPC	Multi City	Econ Dev District Planning	52
018308287	Central New York RPDB	Syracuse	Econ Dev District Planning	52
018308281	Genesee Finger Lakes	Rochester	Econ Dev District Planning	56
018308345	Hudson Valley Reg. Cncl.	Multi City	Econ Dev District Planning	52
018308305	L Champlain/L George RPB	Lake George	Econ Dev District Planning	52
018308284	Mohawk Valley EDD	Mohawk	Econ Dev District Planning	64
018308309	Southern Tier Central	Corning	Econ Dev District Planning	52
018308289	Southern Tier East	Binghamton	Econ Dev District Planning	60
018308288	Southern Tier West	Salamanca	Econ Dev District Planning	52
018408337	Saint Regis Mohawk Tribe	Hogansburg	Indian District Planning	32
018408335	Seneca Nation of Indians	Irving	Indian District Planning	44
018708416	Brooklyn Econ Dev Corp	Brooklyn	Urban Planning	82
010108356	East River Science Park	New York	Public Works	2,000
010108330	Plattsburgh University	Multi City	Public Works	250
014908413	Center for Econ Growth	Albany	Defense Conversion	728
014908405	Seneca County IDA	Waterloo	Defense Conversion	212
017908395	BERC	Buffalo	Econ Adjust Implementation	300
017908297	NY Ind Retention Network	New York	Econ Adjust Implementation	60
017908367	SUNY Stony Brook	Multi City	Econ Adjust Implementation	200
017908396	Wayne County IDA	Lyons	Econ Adjust Implementation	1,245
016908390	Rouses Point	Rouses Point	Econ Adjust Strategy	100
01660823701	Cornell University	Multi City	University Center Assistance	150
NORTH CAROLINA				
Fiscal Year 2005				
048305584	Albemarle Commission	Multi City	Econ Dev District Planning	52
048305614	Eastern Carolina Council	Multi City	Econ Dev District Planning	52
04830518202	High Country COG	Multi City	Econ Dev District Planning	52
04830536701	Kerr-Tar Reg CoG	Multi City	Econ Dev District Planning	52
048305615	Land of Sky Reg Cncl	Multi City	Econ Dev District Planning	52
04830544801	Mid East Commission	Multi City	Econ Dev District Planning	52
04830529702	Southeastern EDC	Multi City	Econ Dev District Planning	52
048305587	Southwestern NC EDD	Multi City	Econ Dev District Planning	60
048305621	Upper Coastal Plain CoG	Multi City	Econ Dev District Planning	52
048405611	Cherokee Indn /Eastern B	Multi City	Indian District Planning	44
048605645	Centralina COG	Multi City	Substate Planning	178
048605623	Global TransPark Comm.	Multi City	Substate Planning	39
048605660	N.C. Southeast Region	Multi City	Substate Planning	100
040105519	Catawba County	Newton	Public Works	349
040105522	Craven Community College	New Bern	Public Works	552
040105509	PTRP	Winston-Salem	Public Works	1,000
040105528	Pamlico Comm College	Pamlico	Public Works	1,500
040105585	Yadkin County	Yadkinville	Public Works	940

Economic Development Administration

Approved Investments by State and Program - October 1, 2004 to September 30, 2006

Project #	Grantee	Location	Category	EDA \$(000)
NORTH CAROLINA				
Fiscal Year 2005				
047905517	City of Whiteville	Whiteville	Econ Adjust Implementation	1,500
047905607	Claremont City of	Claremont	Econ Adjust Implementation	385
047955027	Elizabeth City	Elizabeth City	Econ Adjust Implementation	500
047955028	UDI CDC	Durham	Econ Adjust Implementation	1,050
046605605	Western Carolina Univ	Cullowhee	University Center Assistance	100
Fiscal Year 2006				
048305725	Albemarle Commission	Multi City	Econ Dev District Planning	54
048305791	Eastern Carolina Council	Multi City	Econ Dev District Planning	54
048305683	High Country COG	Multi City	Econ Dev District Planning	55
048305703	Kerr-Tar Reg CoG	Multi City	Econ Dev District Planning	55
048305795	Land of Sky Reg Cncl	Multi City	Econ Dev District Planning	54
048305789	Mid East Commission	Multi City	Econ Dev District Planning	54
048305784	Southeastern EDC	Multi City	Econ Dev District Planning	54
048305735	Southwestern NC EDD	Multi City	Econ Dev District Planning	54
048305801	Upper Coastal Plain CoG	Multi City	Econ Dev District Planning	54
048305729	Western Piedmont COG	Multi City	Econ Dev District Planning	52
048405732	Cherokee Indn /Eastern B	Multi City	Indian District Planning	44
048805742	Southern Growth Polcy BD	Multi City	State Planning	100
040105756	Farmville	Farmville	Public Works	1,000
040105765	Robeson Com. College	Lumberton	Public Works	1,000
040105675	Sanford City of	Sanford	Public Works	1,000
040105674	The Rural Econ Dev Cntr	Raleigh	Public Works	1,000
040105761	UCP Development Corp.	Rocky Mount	Public Works	630
040105667	Univ of NC at Charlotte	Charlotte	Public Works	1,270
04795502701	Elizabeth City	Elizabeth City	Econ Adjust Implementation	21
047905827	Roanoke Rapids San Dist	Roanoke Rapids	Econ Adjust Implementation	278
047905823	Tri-County Cmty College	Murphy	Econ Adjust Implementation	567
046605771	NC State University	Multi City	University Center Assistance	154
04660560501	Western Carolina Univ	Multi City	University Center Assistance	17
NORTH DAKOTA				
Fiscal Year 2005				
058304111	Lake Agassiz Reg Cncl	Fargo	Econ Dev District Planning	52
058304106	Lewis & Clark RDC	Bismarck	Econ Dev District Planning	52
058304107	North Central Plng Cncl	Devils Lake	Econ Dev District Planning	52
058304170	Red River Regional Cncl	Grafton	Econ Dev District Planning	51
058304123	Roosevelt-Custer RC	Dickinson	Econ Dev District Planning	52
058304148	So Ctrl Dakota Reg Cncl	Jamestown	Econ Dev District Planning	51
058304112	Souris Basin Plng Cncl	Minot	Econ Dev District Planning	52
058304135	Tri-County Reg Dev Cncl	Williston	Econ Dev District Planning	51
058404165	Spirit Lake Tribe	Fort Totten	Indian District Planning	40
058404138	Standing Rock Sioux Trb	Fort Yates	Indian District Planning	40

Economic Development Administration

Approved Investments by State and Program - October 1, 2004 to September 30, 2006

Project #	Grantee	Location	Category	EDA \$(000)
NORTH DAKOTA				
Fiscal Year 2005				
058404190	Three Affiliated Tribes	New Town	Indian District Planning	40
058404127	Turtle Mtn Chippewa Indn	Belcourt	Indian District Planning	44
058804212	ND Dept of Commerce	Bismarck	State Planning	50
050104090	Bismarck ST Coll Fdtn	Bismarck	Public Works	1,500
050104218	NDSU RTP	Fargo	Public Works	1,750
057904189	Bismarck City of	Bismarck	Econ Adjust Implementation	1,024
05660407501	United Tribes Tech Coll	Bismarck	University Center Assistance	150
05660407401	Univ of North Dakota	Grand Forks	University Center Assistance	155
Fiscal Year 2006				
058304240	Lake Agassiz Reg Cncl	Fargo	Econ Dev District Planning	52
058304245	Lewis & Clark RDC	Bismarck	Econ Dev District Planning	57
058304221	North Central Plng Cncl	Devils Lake	Econ Dev District Planning	57
058304283	Red River Regional Cncl	Grafton	Econ Dev District Planning	51
058304237	Roosevelt-Custer RC	Dickinson	Econ Dev District Planning	52
058304255	So Ctrl Dakota Reg Cncl	Jamestown	Econ Dev District Planning	51
058304222	Souris Basin Plng Cncl	Minot	Econ Dev District Planning	52
058304272	Tri-County Reg Dev Cncl	Williston	Econ Dev District Planning	51
058404279	Spirit Lake Tribe	Fort Totten	Indian District Planning	42
058404284	Three Affiliated Tribes	New Town	Indian District Planning	42
058404232	Turtle Mtn Chippewa Indn	Belcourt	Indian District Planning	46
058604348	Roosevelt-Custer RC	Dickinson	Substate Planning	34
050104290	Minot Area Dev. Corp.	Minot	Public Works	1,500
057904274	Northwood	Northwood	Econ Adjust Implementation	332
05660407502	United Tribes Tech Coll	Bismarck	University Center Assistance	150
05660407402	Univ of North Dakota	Grand Forks	University Center Assistance	155
OHIO				
Fiscal Year 2005				
068305035	Buckeye Hills RDD	Marietta, OH	Econ Dev District Planning	63
068305034	Eastgate Reg Cncl of Gvt	Multi City	Econ Dev District Planning	61
068304997	Northeast Four Cnty RPDO	Multi City	Econ Dev District Planning	60
068304985	OH Mid-Eastern Govt Assn	Cambridge	Econ Dev District Planning	63
068304978	Ohio Valley Reg Dev Comm	waverly, Ohio	Econ Dev District Planning	63
060104972	ACEnet	Nelsonville	Public Works	1,337
060105052	Ashtabula City of	Edgewood	Public Works	300
060105053	Jackson City of	Jackson	Public Works	2,300
060105030	Lima City of	Lima	Public Works	2,353
060105046	Orwell Village of	Orwell	Public Works	400
060105058	Trumbull County	Warren	Public Works	340
067905019	JumpStart Inc.	Multi City	Econ Adjust Implementation	735
066905066	Trumbull County	Trumbull	Econ Adjust Strategy	185
066605054	Bowling Green St Univ	Multi City	University Center Assistance	158

Economic Development Administration

Approved Investments by State and Program - October 1, 2004 to September 30, 2006

Project #	Grantee	Location	Category	EDA \$(000)
OHIO				
Fiscal Year 2005				
066605056	Cleveland State Univ	Multi City	University Center Assistance	132
Fiscal Year 2006				
068305118	Buckeye Hills RDD	Marietta, OH	Econ Dev District Planning	55
068305139	Eastgate Reg Cncl of Gvt	Multi City	Econ Dev District Planning	53
068305098	Northeast Four Cnty RPDO	Multi City	Econ Dev District Planning	52
068305086	OH Mid-Eastern Govt Assn	Cambridge	Econ Dev District Planning	55
068305089	Ohio Valley Reg Dev Comm	Waverly City	Econ Dev District Planning	55
060105153	Dayton City of	Dayton	Public Works	2,555
060105115	Med Univ of OH at Toledo	Toledo	Public Works	1,952
06010489301	New Philadelphia City of	New Philadelphia	Public Works	474
060105145	Ohio State University	Wooster	Public Works	744
060105150	Youngstown Central Area	Youngstown	Public Works	2,000
067905110	Cleveland State Univ	Cleveland	Econ Adjust Implementation	700
06660505401	Bowling Green St Univ	Multi City	University Center Assistance	158
06660505601	Cleveland State Univ	Multi City	University Center Assistance	132
OKLAHOMA				
Fiscal Year 2005				
088303971	Assn of S Central OK Gvt	Duncan	Econ Dev District Planning	150
088303973	Grand Gateway ED Assn	Big Cabin	Econ Dev District Planning	150
088303975	OK ED Auth	Beaver	Econ Dev District Planning	130
088303970	So Western OK Dvpt Auth	Burns Flat	Econ Dev District Planning	225
088403974	Chickasaw Nation of OK	Ada	Indian District Planning	120
088403972	Inter Tribal Cncl	Miami	Indian District Planning	120
080103963	Cameron University	Lawton	Public Works	900
080104023	Elgin	Elgin	Public Works	2,250
080104031	Miami	Miami	Public Works	500
080104027	REI	Durant	Public Works	750
080103996	Seminole	Seminole	Public Works	500
080103979	Stilwell	Stilwell	Public Works	160
087904025	Natl Ind Monument & Inst	Tulsa	Econ Adjust Implementation	500
087904002	Pawnee Nation of OK	Pawnee	Econ Adjust Implementation	250
08660393001	Oklahoma State Univ	Stillwater	University Center Assistance	81
08660393201	SWOSU	Weatherford	University Center Assistance	81
Fiscal Year 2006				
088604123	SWODA	Burns Flat	Substate Planning	125
080104117	Choctaw Nation of OK	Durant	Public Works	1,200
080104125	Clinton PWA	Clinton	Public Works	525
080104020	Oklahoma City	Oklahoma City	Public Works	1,000
08660393002	Oklahoma State Univ	Stillwater	University Center Assistance	96
08660393202	SWOSU	Weatherford	University Center Assistance	96

Economic Development Administration

Approved Investments by State and Program - October 1, 2004 to September 30, 2006

Project #	Grantee	Location	Category	EDA \$(000)
OREGON				
Fiscal Year 2005				
078305643	CCD Business Devel Corp	Roseburg	Econ Dev District Planning	55
078305689	Central Oregon Intergov	Redmond	Econ Dev District Planning	51
078305682	Grtr Eastrn OR Dev Corp	Pendleton	Econ Dev District Planning	57
078305676	Mid Columbia EDD	The Dalles	Econ Dev District Planning	57
078305729	Mid Willamette ValleyCOG	Salem	Econ Dev District Planning	57
078305744	NE Oregon Econ Dev Distr	Enterprise	Econ Dev District Planning	58
078305688	Oregon Cascades West CoG	Albany	Econ Dev District Planning	80
078305727	Southern Oregon EDD	Medford	Econ Dev District Planning	60
078405662	Confed. Tribes, Umatilla	Pendleton	Indian District Planning	40
078405785	Coquille Tribe	North Bend	Indian District Planning	40
078405737	Siletz Indians, Conf Trb	Siletz	Indian District Planning	32
078405770	Warm Springs Conf Tribe	Warm Springs	Indian District Planning	37
077905696	Adelante Mujeres	Forest Grove	Econ Adjust Implementation	70
077905756	Columbia Pacific EDD	Portland	Econ Adjust Implementation	65
077905684	Jackson County--Medford	Medford	Econ Adjust Implementation	90
077905711	Klamath Chamber Commerce	Klamath Falls	Econ Adjust Implementation	60
077905725	Port of Coos Bay	Coos Bay	Econ Adjust Implementation	1,374
077905761	Sourthn Oregon Univ	Ashland	Econ Adjust Implementation	105
076905716	NW Food Processors	Portland	Econ Adjust Strategy	140
076605782	Eastern Oregon Univ	LA Grande	University Center Assistance	110
Fiscal Year 2006				
078305789	CCD Business Devl Corp	Roseburg	Econ Dev District Planning	55
078305850	Central Oregon Intergov	Redmond	Econ Dev District Planning	51
078305910	Columbia Pacific EDD	St. Helens	Econ Dev District Planning	50
078305844	Grtr Eastrn OR Dev.Corp	Pendleton	Econ Dev District Planning	57
078305843	Mid Columbia EDD	The Dalles	Econ Dev District Planning	57
078305892	Mid Willamette ValleyCOG	Salem	Econ Dev District Planning	57
078305891	NE Oregon Econ Dev Distr	Enterprise	Econ Dev District Planning	58
078305861	Oregon Cascades West CoG	Albany	Econ Dev District Planning	80
078305914	South Central Oregon EDD	Klamath Falls	Econ Dev District Planning	50
078305907	Southern Oregon EDD	Medford	Econ Dev District Planning	60
078405911	ATNI	Tigard	Indian District Planning	50
078405859	Confed. Tribes, Umatilla	Pendleton	Indian District Planning	40
078405933	Siletz Indians, Conf Trb	Siletz	Indian District Planning	32
078405902	Warm Springs Conf Tribe	Warm Springs	Indian District Planning	37
078705951	AREDP	Portland	Urban Planning	65
077905821	Mid Columbia EDD	The Dalles	Econ Adjust Implementation	70
077905809	OEF	Portland	Econ Adjust Implementation	240
077905823	South Central Oregon EDD	Klamath	Econ Adjust Implementation	60
077905948	State of Oregon	Salem	Econ Adjust Implementation	65
076605943	Eastern Oregon Univ	La Grande	University Center Assistance	130

Economic Development Administration

Approved Investments by State and Program - October 1, 2004 to September 30, 2006

Project #	Grantee	Location	Category	EDA \$(000)
PENNSYLVANIA				
Fiscal Year 2005				
018308125	NE PA Alliance	Pittston	Econ Dev District Planning	56
018308197	North Central PA RP&DC	Multi City	Econ Dev District Planning	52
018308146	Northern Tier RP&DC	Towanda	Econ Dev District Planning	52
018308163	Northwest PA RP&DC	Multi City	Econ Dev District Planning	52
018308200	S Alleghenies P&DC	Multi City	Econ Dev District Planning	52
018308127	SEDA-COG	Lewisburg	Econ Dev District Planning	52
018308208	SW PA Corp.	Pittsburgh	Econ Dev District Planning	52
018608187	REDDI, Inc.	Multi City	Substate Planning	70
01860818701	REDDI, Inc.	Multi City	Substate Planning	100
018708117	Commerce Dept	Philadelphia	Urban Planning	100
010108123	Clinton County	Lock Haven	Public Works	1,000
010108121	Indiana County Dev Corp	Indiana	Public Works	1,000
010108114	Mid-Cameron Authority	Emporium	Public Works	1,000
010108110	PMI	Meadville	Public Works	1,000
010108254	Saxton Boro Auth	Saxton	Public Works	1,270
010108113	Washington Auth	Washington	Public Works	2,000
010108124	Wellsboro Mun Auth	Wellsboro	Public Works	291
017908234	Ben Franklin TP NEPA	Multi City	Econ Adjust Implementation	85
017908166	Delaware River Port Auth	Philadelphia	Econ Adjust Implementation	75
017908133	ESU Center for Research	East Stroudsburg	Econ Adjust Implementation	1,200
017908155	PA DCED	Multi City	Econ Adjust Implementation	400
017908004	SJDC	Multi City	Econ Adjust Implementation	500
017908205	WTC of Gr Phila	Multi City	Econ Adjust Implementation	500
01660805801	Pennsylvania State Univ	Multi City	University Center Assistance	30
016608252	Pennsylvania State Univ	Multi City	University Center Assistance	150
992607631	MEA	Multi State [City]	Trade Adjustment Assistance	1,429
Fiscal Year 2006				
018308283	NE PA Alliance	Pittston	Econ Dev District Planning	56
018308351	North Central PA RP&DC	Ridgway	Econ Dev District Planning	52
018308286	Northern Tier RP&DC	Towanda	Econ Dev District Planning	52
018308301	Northwest PA RP&DC	Oil City	Econ Dev District Planning	52
018308349	S Alleghenies P&DC	Multi City	Econ Dev District Planning	52
018308285	SEDA-COG	Lewisburg	Econ Dev District Planning	52
018308332	SW PA Corp.	Multi City	Econ Dev District Planning	52
018608333	REDDI	Harrisburg	Substate Planning	70
01860833301	REDDI	Harrisburg	Substate Planning	40
010108274	Clearfield Foundation	Clearfield	Public Works	777
010108273	Johnstown Indust Dev Co	Johnstown	Public Works	1,000
010108370	Meadville AIC	Meadville	Public Works	546
010108302	Northampton Com College	Bethlehem	Public Works	1,200
010108364	University City Sci Ctr	Philadelphia	Public Works	1,000
010108275	WEDCO	Honesdale	Public Works	1,040

Economic Development Administration

Approved Investments by State and Program - October 1, 2004 to September 30, 2006

Project #	Grantee	Location	Category	EDA \$(000)
PENNSYLVANIA				
Fiscal Year 2006				
017908316	Gre. Pittston Chamber	Pittston	Econ Adjust Implementation	750
01790804701	CTBC	Coal (Township of)	Econ Adjust Implementation	305
017908318	Catalyst Connection	Multi City	Econ Adjust Implementation	200
017908389	PA DCED	Multi City	Econ Adjust Implementation	797
017908361	University City Sci Ctr	Philadelphia	Econ Adjust Implementation	1,250
010608313	NBIA	Philadelphia	Technical Assistance	44
01660825201	Pennsylvania State Univ	Multi City	University Center Assistance	150
PUERTO RICO				
Fiscal Year 2005				
018508215	Puerto Rico Planning Brd	San Juan	Area Planning	52
01850821501	Puerto Rico Planning Brd	San Juan	Area Planning	75
017908109	PRIMEX	San Juan	Econ Adjust Implementation	300
016608231	UPR Mayaguez Campus	Multi City	University Center Assistance	116
Fiscal Year 2006				
010108278	Barceloneta	Barceloneta	Public Works	2,000
01660823101	UPR Mayaguez Campus	Mayaguez	University Center Assistance	116
RHODE ISLAND				
Fiscal Year 2005				
018808242	RI Dept of Administratr	Multi City	State Planning	200
010108157	PCHC	Providence	Public Works	500
Fiscal Year 2006				
010108328	East Providence City of	East Providence	Public Works	2,000
017908341	Bus Innovation Factory	Multi City	Econ Adjust Implementation	270
SOUTH CAROLINA				
Fiscal Year 2005				
04830536001	B-C-D CoG	Multi City	Econ Dev District Planning	52
04830536201	Catawba Reg COG	Multi City	Econ Dev District Planning	52
048305541	Central Midlands Reg Plg	Multi City	Econ Dev District Planning	52
048305542	Lowcountry CoG	Multi City	Econ Dev District Planning	52
04830519202	Lower Savannah CoG	Multi City	Econ Dev District Planning	52
04830537101	Pee Dee Reg CoG	Multi City	Econ Dev District Planning	60
04830518102	SC Appalachian COG	Multi City	Econ Dev District Planning	52
04830517802	Santee-Lynches Reg CoG	Multi City	Econ Dev District Planning	52
04830518002	Upper Savannah CoG	Multi City	Econ Dev District Planning	52
048305547	Waccamaw RPDC	Multi City	Econ Dev District Planning	52
048805663	S.C. Dept. of Commerce	Multi City	State Planning	100
048605628	Waccamaw RPDC	Multi City	Substate Planning	25
040105659	Bluffton, Town of	Bluffton	Public Works	500
040105499	Chester Sewer District	Chester	Public Works	900

Economic Development Administration

Approved Investments by State and Program - October 1, 2004 to September 30, 2006

Project #	Grantee	Location	Category	EDA \$(000)
SOUTH CAROLINA				
Fiscal Year 2005				
040105559	Dillon, City of	Dillon	Public Works	785
040105590	Florence-Darlington Tech	Florence	Public Works	2,173
040105523	Marlboro County	Bennettsville	Public Works	1,184
040105518	Wallace Water Company	Wallace	Public Works	459
044905656	Talatha Rural Comm Wtr D	Aiken	Defense Conversion	1,518
040605629	Charleston Digital Corri	Charleston	Technical Assistance	18
046605558	Benedict College	Multi City	University Center Assistance	95
Fiscal Year 2006				
048305682	B-C-D CoG	Multi City	Econ Dev District Planning	55
048305684	Catawba Reg COG	Multi City	Econ Dev District Planning	55
048305693	Central Midlands Reg Plg	Multi City	Econ Dev District Planning	55
048305689	Lowcountry CoG	Multi City	Econ Dev District Planning	55
048305692	Lower Savannah CoG	Multi City	Econ Dev District Planning	55
048305691	Pee Dee Reg CoG	Multi City	Econ Dev District Planning	55
048305702	SC Appalachian COG	Multi City	Econ Dev District Planning	55
048305688	Santee-Lynches Reg CoG	Multi City	Econ Dev District Planning	55
048305690	Upper Savannah CoG	Multi City	Econ Dev District Planning	55
048305705	Waccamaw RPDC	Multi City	Econ Dev District Planning	55
048605673	BusDevCorp Clarendon Co	Clarendon	Substate Planning	50
048605781	Lowcountry CoG	Multi City	Substate Planning	39
048605824	Orangeburg County	Multi City	Substate Planning	100
040105710	Genetics Endowment	Greenwood	Public Works	370
040105680	Greenville Tech College	Greenville	Public Works	1,500
040105815	Horry-Georgetown Tech Co	Conway	Public Works	1,500
040105665	Penn Center, Inc.	Furman	Public Works	545
040105707	Spartanburg Tech College	Gaffney	Public Works	1,250
040105662	York Technical College	Chester	Public Works	1,500
04660555801	Benedict College	Multi City	University Center Assistance	32
046605769	Clemson University	Multi City	University Center Assistance	163
SOUTH DAKOTA				
Fiscal Year 2005				
058304118	Black Hills CLG	Rapid City	Econ Dev District Planning	52
058304105	First District ALG	Watertown	Econ Dev District Planning	52
058304115	Northeast COG	Aberdeen	Econ Dev District Planning	52
058304119	Plg & Dev District III	Yankton	Econ Dev District Planning	53
058304141	South Eastern CoG	Sioux Falls	Econ Dev District Planning	51
058404182	Cheyenne River Sioux	Eagle Butte	Indian District Planning	44
058404155	Lower Brule Sioux Tribe	Lower Brule	Indian District Planning	40
058404173	Rosebud Sioux Tribe	Rosebud	Indian District Planning	41
058404180	Sisseton-Wahpeton Sioux	Agency Village	Indian District Planning	40
058404184	Yankton Sioux Tribe	Marty	Indian District Planning	40

Economic Development Administration

Approved Investments by State and Program - October 1, 2004 to September 30, 2006

Project #	Grantee	Location	Category	EDA \$(000)
SOUTH DAKOTA				
Fiscal Year 2005				
058604216	Plg & Dev District III	Yankton	Substate Planning	25
050103948	Rapid City Area EDF	Rapid City	Public Works	750
057904183	Huron City of	Huron	Econ Adjust Implementation	700
Fiscal Year 2006				
058304235	Black Hills CLG	Rapid City	Econ Dev District Planning	57
058304233	First District ALG	Watertown	Econ Dev District Planning	52
058304238	Northeast COG	Aberdeen	Econ Dev District Planning	52
058304228	Plg & Dev District III	Yankton	Econ Dev District Planning	60
058304253	South Eastern CoG	Aberdeen	Econ Dev District Planning	51
058404331	Cheyenne River Sioux	Eagle Butte	Indian District Planning	46
058404280	Lower Brule Sioux Tribe	Lower Brule	Indian District Planning	42
058404311	Rosebud Sioux Tribe	Rosebud	Indian District Planning	43
058404358	Sisseton-Wahpeton Sioux	Agency Village	Indian District Planning	42
058404321	Yankton Sioux Tribe	Marty	Indian District Planning	42
058604334	Central South Dakota ED	Pierre	Substate Planning	42
050104307	SDSU Growth Partnership	Brookings	Public Works	2,500
TENNESSEE				
Fiscal Year 2005				
04830536501	East TN Dev Dist	Multi City	Econ Dev District Planning	52
048305643	First TN Dev Dist	Multi City	Econ Dev District Planning	52
04830527702	Gtr Nashville Reg Cncl	Multi City	Econ Dev District Planning	52
04830526702	Memphis Area Assn Govts	Multi City	Econ Dev District Planning	52
04830526602	Northwest TN Dev Dist	Multi City	Econ Dev District Planning	52
04830529202	South Central TN Dev Dis	Multi City	Econ Dev District Planning	52
04830536401	Southeast TN Dev Dist	Multi City	Econ Dev District Planning	52
04830526802	Southwest TN Dev Dist	Multi City	Econ Dev District Planning	52
04830536601	Upper Cumberland Dev Dis	Multi City	Econ Dev District Planning	60
048605524	Jonesborough	Jonesborough	Substate Planning	73
048605562	SETDD	Chattanooga	Substate Planning	60
048705658	MCF	Multi City	Urban Planning	150
040105525	University of Tennessee	Knoxville	Public Works	1,250
040105532	Wartburg	Wartburg	Public Works	750
047905649	CUB	Clinton	Econ Adjust Implementation	465
047905650	Tellico Plains	Tellico Plains	Econ Adjust Implementation	424
046605573	Univ of Memphis	Multi City	University Center Assistance	100
Fiscal Year 2006				
048305699	East TN Dev Dist	Multi City	Econ Dev District Planning	55
048305786	First TN Dev Dist	Multi City	Econ Dev District Planning	54
048305794	Gtr Nashville Reg Cncl	Multi City	Econ Dev District Planning	54
048305787	Memphis Area Assn Govts	Multi City	Econ Dev District Planning	54
048305803	Northwest TN Dev Dist	Multi City	Econ Dev District Planning	54

Economic Development Administration

Approved Investments by State and Program - October 1, 2004 to September 30, 2006

Project #	Grantee	Location	Category	EDA \$(000)
TENNESSEE				
Fiscal Year 2006				
048305802	South Central TN Dev Dis	Multi City	Econ Dev District Planning	54
048305700	Southeast TN Dev Dist	Multi City	Econ Dev District Planning	55
048305797	Southwest TN Dev Dist	Multi City	Econ Dev District Planning	54
048305701	Upper Cumberland Dev Dis	Multi City	Econ Dev District Planning	55
048605811	SE Comm Capital Corp	Multi City	Substate Planning	50
048705752	Tech 2020	Multi City	Urban Planning	100
040105763	ARTE Center, Inc.	Nashville	Public Works	1,200
040105777	Etowah Utilities Board	Etowah	Public Works	496
040105762	Lenior City UB	Lenoir City	Public Works	750
040105751	Maryville	Maryville	Public Works	554
040105676	Overton	Livingston	Public Works	850
047905817	1st Utility Dst Hawkins	Church Hill	Econ Adjust Implementation	1,000
04660557301	University of Memphis	Multi City	University Center Assistance	8
046605766	University of TN	Multi City	University Center Assistance	166
TEXAS				
Fiscal Year 2005				
088303964	Capital Area EDD	Austin	Econ Dev District Planning	150
088303965	Middle Rio Grande DC	Carrizo Springs	Econ Dev District Planning	150
088303967	NE TX EDD	Texarkana	Econ Dev District Planning	150
088303966	Texoma CoG	Sherman	Econ Dev District Planning	150
088803990	Ntwk of Asian Am Org	Austin	State Planning	100
088804040	Webb County	Laredo	State Planning	412
088604021	Central Texas COG	Belton	Substate Planning	74
088704026	EDCO	Multi City	Urban Planning	385
080104015	Austin Comm Dev Corp	Austin	Public Works	1,184
080103997	Biotech Mfg Center of TX	Athens	Public Works	800
080104033	Delta Region RC	Edcouch	Public Works	500
080104032	Nueces County	Robstown	Public Works	1,500
080103982	Palo Alto College	San Antonio	Public Works	1,500
080103928	Rio Gran Val Lvstck Shw	Mercedes	Public Works	1,500
080103991	SAWS	San Antonio	Public Works	1,800
08010392201	Southwest Key	Austin	Public Works	400
080104005	Stephens County RWSC	Breckenridge	Public Works	250
080103962	UT El Paso	El Paso	Public Works	1,600
080104028	UT Pan Am	Edinburg	Public Works	1,000
080103955	West Orem Group	Houston	Public Works	1,250
087903977	Huston-Tillotson	Austin	Econ Adjust Implementation	900
087903994	Waelder City of	Waelder	Econ Adjust Implementation	1,035
086903989	Salt Fork Wtr Qual Corp	Jayton	Econ Adjust Strategy	325
080604001	Chisholm Trl Hertg Musm	Cuero	Technical Assistance	30
080604006	Univ Texas-Permian Basin	Odessa	Technical Assistance	115
08660393801	U of TX at San Antonio	San Antonio	University Center Assistance	81

Economic Development Administration

Approved Investments by State and Program - October 1, 2004 to September 30, 2006

Project #	Grantee	Location	Category	EDA \$(000)
TEXAS				
Fiscal Year 2005				
08660393301	UT El Paso	El Paso	University Center Assistance	81
08660394001	UT Pan Am	Edinburg	University Center Assistance	81
Fiscal Year 2006				
088304044	Alamo Area COG	San Antonio	Econ Dev District Planning	150
088304046	Brazos Valley CoG	Bryan	Econ Dev District Planning	150
088304051	Coastal Bend CoG	Corpus Christi	Econ Dev District Planning	150
088304042	Concho Valley EDD	San Angelo	Econ Dev District Planning	150
088304050	Deep East Texas CoG	Jasper	Econ Dev District Planning	150
088304062	East TX EDD	Kilgore	Econ Dev District Planning	150
088304047	Golden Crescent RPC	Victoria	Econ Dev District Planning	150
088304048	Gulf Coast EDD	Houston	Econ Dev District Planning	150
088304054	Lower Rio Grande Val DC	McAllen	Econ Dev District Planning	150
088304053	Panhandle RPC	Amarillo	Econ Dev District Planning	150
088304045	S TX Dev Cncl	Laredo	Econ Dev District Planning	150
088304049	SE TX EDD	Beaumont	Econ Dev District Planning	150
088304058	South Plains Assoc Govt	Lubbock	Econ Dev District Planning	150
088304063	West Cent TX EDD	Abilene	Econ Dev District Planning	150
088304043	West Texas Eco Dev Dist	El Paso	Econ Dev District Planning	150
088604061	Heart of Texas COG	Waco	Substate Planning	150
080104055	Austin City of	Austin	Public Works	1,500
080104071	City of Hidalgo	Hidalgo	Public Works	1,200
080104133	El Puente Comm Dev Corp	El Paso	Public Works	1,200
080104076	Fort Worth	Fort Worth	Public Works	375
080104102	Hereford	Hereford	Public Works	1,000
080104118	McAllen City of	McAllen	Public Works	1,250
080104132	Nueces County	Corpus Christi	Public Works	2,500
08490395401	U of TX at San Antonio	San Antonio	Defense Conversion	277
087904115	Delta Region RC	Edcouch	Econ Adjust Implementation	2,617
08660393802	U of TX at San Antonio	San Antonio	University Center Assistance	116
08660393302	UT El Paso	El Paso	University Center Assistance	96
08660394002	UT Pan Am	Edinburg	University Center Assistance	96
UTAH				
Fiscal Year 2005				
058304137	Five County AOG	St. George	Econ Dev District Planning	51
058304109	Mountainland EDD	Orem	Econ Dev District Planning	52
058304139	Six County EDD	Richfield	Econ Dev District Planning	51
058304131	Southeastern Utah EDD	Price	Econ Dev District Planning	51
058304159	Uintah Basin EDD	Roosevelt	Econ Dev District Planning	51
058604217	College of Eastern Utah	Price	Substate Planning	75
058604213	Four Crnrs Sch/Out ED	Monticello	Substate Planning	92
050104100	Mt. Pleasant City	Mount Pleasant	Public Works	247

Economic Development Administration

Approved Investments by State and Program - October 1, 2004 to September 30, 2006

Project #	Grantee	Location	Category	EDA \$(000)
UTAH				
Fiscal Year 2005				
050104089	Utah State University	North Logan	Public Works	2,479
Fiscal Year 2006				
058304326	Bear River AOG	Logan	Econ Dev District Planning	51
058304269	Five County AOG	St. George	Econ Dev District Planning	56
058304242	Mountainland EDD	Orem	Econ Dev District Planning	52
058304266	Six County EDD	Richfield	Econ Dev District Planning	58
058304254	Southeastern Utah EDD	Price	Econ Dev District Planning	54
058304297	Uintah Basin EDD	Roosevelt	Econ Dev District Planning	56
VERMONT				
Fiscal Year 2005				
018308190	EDC of Northern VT	St. Albans	Econ Dev District Planning	52
01830819001	EDC of Northern VT	St. Albans	Econ Dev District Planning	100
010108206	Northern Enterprises	Island Pond	Public Works	1,000
017908199	Vt Cncl. on Rural Devel.	Multi City	Econ Adjust Implementation	1,000
Fiscal Year 2006				
018308308	EDC of Northern VT	St. Albans	Econ Dev District Planning	52
01830830801	EDC of Northern VT	St. Albans	Econ Dev District Planning	50
010108324	Milton Town of	Milton	Public Works	2,000
010108406	WIC	Windsor (Town of)	Public Works	1,500
VIRGIN ISLANDS				
Fiscal Year 2005				
018508211	U. S. Virgin Islands	Charlotte Amalie	Area Planning	42
Fiscal Year 2006				
018508385	U. S. Virgin Islands	Charlotte Amalie	Area Planning	52
VIRGINIA				
Fiscal Year 2005				
018308151	Central Shenandoah PDC	Multi City	Econ Dev District Planning	52
018308226	Crater PDC	Multi City	Econ Dev District Planning	52
018308149	Cumberland Plateau PDC	Multi City	Econ Dev District Planning	52
018308147	Lenowisco PDC	Multi City	Econ Dev District Planning	52
018308144	Mount Rogers PDC	Multi City	Econ Dev District Planning	52
018308224	New River Valley PDC	Radford	Econ Dev District Planning	52
018308186	Northern Neck PDC	Multi City	Econ Dev District Planning	52
018308225	Southside PDC	Multi City	Econ Dev District Planning	54
018308183	West Piedmont PDC	Multi City	Econ Dev District Planning	52
01830818301	West Piedmont PDC	Multi City	Econ Dev District Planning	52
018608152	Accomack-Northampton PDC	Multi City	Substate Planning	52
010208130	ESCC	Melfa	Public Works	1,100

Economic Development Administration

Approved Investments by State and Program - October 1, 2004 to September 30, 2006

Project #	Grantee	Location	Category	EDA \$(000)
VIRGINIA				
Fiscal Year 2005				
010108132	Mecklenburg County IDA	Boydton	Public Works	755
010108173	Pittsylvania County	Chatham	Public Works	1,000
017908212	Danville Comm Coll	Multi City	Econ Adjust Implementation	42
010608168	Crater PDC	Multi City	Technical Assistance	16
016608246	Norfolk State University	Multi City	University Center Assistance	84
016608235	VA Polytechnic Institute	Multi City	University Center Assistance	132
01660800101	VA Tech	Multi City	University Center Assistance	50
Fiscal Year 2006				
018308300	Accomack-Northampton PDC	Accomac	Econ Dev District Planning	52
018308292	Central Shenandoah PDC	Multi City	Econ Dev District Planning	52
018308343	Crater PDC	Multi City	Econ Dev District Planning	52
018308279	Cumberland Plateau PDC	Multi City	Econ Dev District Planning	52
018308290	Lenowisco PDC	Multi City	Econ Dev District Planning	52
01830829001	Lenowisco PDC	Multi City	Econ Dev District Planning	15
018308280	Mount Rogers PDC	Multi City	Econ Dev District Planning	52
01830828001	Mount Rogers PDC	Marion	Econ Dev District Planning	8
018308342	New River Valley PDC	Multi City	Econ Dev District Planning	60
018308312	Northern Neck PDC	Multi City	Econ Dev District Planning	52
018308346	Southside PDC	Multi City	Econ Dev District Planning	62
01830834601	Southside PDC	Multi City	Econ Dev District Planning	21
018308311	West Piedmont PDC	Multi City	Econ Dev District Planning	52
018708409	Richmond City of	Richmond	Urban Planning	70
010108298	Franklin County	Rocky Mount	Public Works	1,000
010108271	VCC	Lebanon	Public Works	3,000
017908378	Inst for AL&R	Multi City	Econ Adjust Implementation	925
01660824601	Norfolk State University	Multi City	University Center Assistance	84
01660823501	VA Polytechnic Institute	Multi City	University Center Assistance	132
WASHINGTON				
Fiscal Year 2005				
078305674	Benton-Franklin Gov.	Richland WA	Econ Dev District Planning	57
078305675	Big Bend Econ. Dev. Coun	Moses Lake	Econ Dev District Planning	51
078305686	Central Puget Sound EDD	Seattle	Econ Dev District Planning	100
078305730	Columbia-Pacific RC&EDD	Montesano	Econ Dev District Planning	60
078305750	Cowlitz-Wahkiakum CoG	Kelso	Econ Dev District Planning	55
078305695	North Central Washington	Chelan	Econ Dev District Planning	50
078305661	Palouse Econ Dev Council	Pullman	Econ Dev District Planning	57
078305736	Peninsula Dev Assn	Port Angeles	Econ Dev District Planning	56
078305663	Trico Econ Dev District	Colville	Econ Dev District Planning	53
078405653	Affiliated Tribes NW Ind	Shoreline	Indian District Planning	55
078405658	Colville Tribes	Nespelem	Indian District Planning	44
078405645	Lummi Nation	Bellingham	Indian District Planning	85

Economic Development Administration

Approved Investments by State and Program - October 1, 2004 to September 30, 2006

Project #	Grantee	Location	Category	EDA \$(000)
WASHINGTON				
Fiscal Year 2005				
078405649	Makah Indian Tribe	Neah Bay	Indian District Planning	40
078405757	Port Gamble S'Klallam Tr	Kingston	Indian District Planning	40
078405680	Quileute Indian Tribe	La Push	Indian District Planning	40
078405659	Quinault Indian Nation	Taholah	Indian District Planning	40
078405772	S'Klallam Tribe	Sequim	Indian District Planning	50
078405751	Skokomish Indian Tribe	Shelton	Indian District Planning	35
078405654	Spokane Indian Tribe	Wellpinit	Indian District Planning	45
078405687	Suquamish Tribe	Suquamish	Indian District Planning	30
078405728	Swinomish Indian Tribe	La Conner	Indian District Planning	44
078405648	Tulalip Tribes	Marysville	Indian District Planning	36
078705708	Central Puget Sound EDD	Seattle	Urban Planning	105
078705781	City of Seattle	Seattle	Urban Planning	100
07870534102	King County	Seattle	Urban Planning	50
078705700	Spokane Area EDC	Spokane	Urban Planning	100
078705655	Tacoma	Tacoma	Urban Planning	83
070105759	Swinomish Tribe	La Conner	Public Works	69
077905656	Col-Pac	Montesano	Econ Adjust Implementation	30
077905641	Grays Harbor PDA	Elma	Econ Adjust Implementation	300
077905622	Kent, City of	Kent	Econ Adjust Implementation	350
077905734	Lummi Tribe	Bellingham	Econ Adjust Implementation	220
077905702	Tri-Cities Entrpse Cntr	Richland	Econ Adjust Implementation	25
077905620	Trico Econ Dev District	Colville	Econ Adjust Implementation	180
070605713	ATNI	Edmonds	Technical Assistance	33
070605704	Quileute Tribe	La Push	Technical Assistance	30
076605667	Washington State Univ	Pullman	University Center Assistance	110
Fiscal Year 2006				
078305863	Benton-Franklin Gov.	Richland	Econ Dev District Planning	57
078305862	Big Bend Econ. Dev. Coun	Moses Lake	Econ Dev District Planning	51
078305913	Central Puget Sound EDD	Seattle	Econ Dev District Planning	100
078305918	Columbia-Pacific RC&EDD	Montesano	Econ Dev District Planning	60
078305923	Cowlitz-Wahkiakum CoG	Kelso	Econ Dev District Planning	55
078305888	North Central Washington	Chelan	Econ Dev District Planning	50
078305848	Palouse Econ Dev Council	Pullman	Econ Dev District Planning	57
078305941	Peninsula Dev Assn	Port Angeles	Econ Dev District Planning	50
078305864	Trico Econ Dev District	Colville	Econ Dev District Planning	53
078405798	Colville Tribes	Nespelem	Indian District Planning	44
078405795	Lummi Nation	Bellingham	Indian District Planning	44
078405804	Makah Indian Tribe	Neah Bay	Indian District Planning	40
078405936	Port Gamble S'Klallam Tr	Kingston	Indian District Planning	40
078405849	Quileute Indian Tribe	La Push	Indian District Planning	40
078405860	Quinault Indian Nation	Taholah	Indian District Planning	40
078405898	S'Klallam Tribe	Sequim	Indian District Planning	50

Economic Development Administration

Approved Investments by State and Program - October 1, 2004 to September 30, 2006

Project #	Grantee	Location	Category	EDA \$(000)
WASHINGTON				
Fiscal Year 2006				
078405905	Skokomish Indian Tribe	Shelton	Indian District Planning	35
078405797	Spokane Indian Tribe	Wellpinit	Indian District Planning	45
078405950	Swinomish Indian Tribe	La Conner	Indian District Planning	44
078405800	Tulalip Tribes	Marysville	Indian District Planning	36
07870534103	King County	Seattle	Urban Planning	45
078705942	Spokane Area EDC	Spokane	Urban Planning	80
070105806	Bremerton, Port of	Bremerton	Public Works	3,000
070105792	Grant Co. Port Dist. #1	Quincy	Public Works	840
070105840	William Factory SBI	Tacoma	Public Works	2,000
077905825	City of Renton	Renton	Econ Adjust Implementation	2,054
077905904	Port of Bremerton	Port Orchard	Econ Adjust Implementation	428
077905841	Seattle Univ	Seattle	Econ Adjust Implementation	315
077905858	Western Washington U	Bellingham	Econ Adjust Implementation	341
07660566701	Washington State Univ	Pullman	University Center Assistance	28
076605879	Washington State Univ	Pullman	University Center Assistance	130
WEST VIRGINIA				
Fiscal Year 2005				
018308196	BCKP Reg Intergovt Cncl	Multi City	Econ Dev District Planning	52
018308236	Bel-O-Mar Reg Council	Multi City	Econ Dev District Planning	52
018308169	Eastern Panhandle RPDC	Martinsburg	Econ Dev District Planning	52
018308177	Mid-Ohio Valley RPDC	Parkersburg	Econ Dev District Planning	52
018308193	Region 4 P&DC	Summersville	Econ Dev District Planning	52
01830819301	Region 4 P&DC	Multi City	Econ Dev District Planning	100
018308182	Region 8 P&DC	Petersburg	Econ Dev District Planning	52
018308184	Region I P&DC	Multi City	Econ Dev District Planning	52
018308222	Region II P&DC	Huntington	Econ Dev District Planning	52
018308216	Region VI P&DC	Fairmont	Econ Dev District Planning	52
018308159	Region VII P&DC	Buckhannon	Econ Dev District Planning	52
018608120	Brooke-Hancock RPDC	Multi City	Substate Planning	52
010108136	BCDA	Martinsburg	Public Works	1,200
010108129	Bridgeport	Bridgeport	Public Works	1,000
010108119	GCDA	Petersburg	Public Works	1,190
017908214	Mingo County Commission	Williamson	Econ Adjust Implementation	1,200
01660805201	Marshall Univ Research	Multi City	University Center Assistance	31
01660799001	Tech R&D Corp	Multi City	University Center Assistance	54
016608250	WVU Research Corp	Multi City	University Center Assistance	150
Fiscal Year 2006				
018308348	BCKP Reg Intergovt Cncl	Multi City	Econ Dev District Planning	52
018308352	Bel-O-Mar Reg Council	Multi City	Econ Dev District Planning	52
018308282	Brooke-Hancock RPDC	Multi City	Econ Dev District Planning	60
018308304	Eastern Panhandle RPDC	Martinsburg	Econ Dev District Planning	52

Economic Development Administration

Approved Investments by State and Program - October 1, 2004 to September 30, 2006

Project #	Grantee	Location	Category	EDA \$(000)
WEST VIRGINIA				
Fiscal Year 2006				
018308307	Mid-Ohio Valley RPDC	Parkersburg	Econ Dev District Planning	52
018308354	Region 4 P&DC	Multi City	Econ Dev District Planning	152
018308336	Region 8 P&DC	Multi City	Econ Dev District Planning	82
018308331	Region I P&DC	Multi City	Econ Dev District Planning	52
018308344	Region II P&DC	Multi City	Econ Dev District Planning	52
018308368	Region VI P&DC	Multi City	Econ Dev District Planning	52
018308303	Region VII P&DC	Buckhannon	Econ Dev District Planning	52
010108321	Braxton County Comm	Sutton	Public Works	1,600
010108276	Hardy County PSD	Moorefield	Public Works	1,500
010108294	NCBC	Summersville	Public Works	1,800
017908394	Marshall Univ Research	Multi City	Econ Adjust Implementation	2,000
01660825001	WVU Research Corp	Multi City	University Center Assistance	150
WISCONSIN				
Fiscal Year 2005				
068304984	Bay-Lake Reg Plan Comm	Multi City	Econ Dev District Planning	60
068304976	East Central WI RPC	Multi City	Econ Dev District Planning	60
068305016	Mississippi River RPC	Multi City	Econ Dev District Planning	61
068305004	North Central WI RPC	Wausau	Econ Dev District Planning	60
068304980	Northwest Reg Plan Comm	Spooner	Econ Dev District Planning	61
068305041	Southwestern WI RPC	Platteville	Econ Dev District Planning	63
068304977	West Central WI RPC	Eau Claire	Econ Dev District Planning	61
068404988	Great Lakes Inter-Tribal	Multi City	Indian District Planning	119
060104989	Menomonie City of	Menomonie	Public Works	1,285
060105038	Milwaukee City of	Milwaukee	Public Works	1,874
060105007	Racine City of	Racine	Public Works	815
060104999	Sparta City of	Sparta	Public Works	1,580
066605050	Univ of Wisconsin-Stout	Multi City	University Center Assistance	153
Fiscal Year 2006				
068305087	Bay-Lake Reg Plan Comm	Multi City	Econ Dev District Planning	52
068305093	East Central WI RPC	Menasha	Econ Dev District Planning	54
068305105	Mississippi River RPC	LA Crosse, WI	Econ Dev District Planning	53
068305102	North Central WI RPC	Wausau	Econ Dev District Planning	52
068305077	Northwest Reg Plan Comm	Shell Lake	Econ Dev District Planning	53
068305122	Southwestern WI RPC	Platteville	Econ Dev District Planning	75
068305088	West Central WI RPC	Eau Claire	Econ Dev District Planning	53
068405090	Great Lakes Inter-Tribal	Multi City	Indian District Planning	111
060105095	Chippewa Valley Tech Col	Eau Claire	Public Works	1,500
060105072	Nekoosa City of	Nekoosa	Public Works	1,234
067905144	WI Ctr Mfg & Prod., Inc	Multi City	Econ Adjust Implementation	343
06660505001	Univ of Wisconsin-Stout	Multi City	University Center Assistance	153

Economic Development Administration

Approved Investments by State and Program - October 1, 2004 to September 30, 2006

Project #	Grantee	Location	Category	EDA \$(000)
WYOMING				
Fiscal Year 2005				
058304132	Lincoln-Uintah AOG	Kemmerer	Econ Dev District Planning	51
058404201	Northern Arapaho	Fort Washakie	Indian District Planning	42
050104098	University of Wyoming	Laramie	Public Works	1,600
Fiscal Year 2006				
058304322	Big Horn Mtn Ctry Coltn	Worland	Econ Dev District Planning	50
058304289	High Plains EDD	Torrington	Econ Dev District Planning	50
058304262	Lincoln-Uintah AOG	Kemmerer	Econ Dev District Planning	51
058304303	North East Wyoming EDC	Gillette	Econ Dev District Planning	50
058304302	Yellowstone Dev District	Cody	Econ Dev District Planning	50
058404354	Northern Arapaho	Fort Washakie	Indian District Planning	45

VI. EDA Reauthorization Act 2004 Reporting Requirements

Projected Private Sector Investment Ratio for Construction and Revolving Loan Fund Investments by State Fiscal Year 2005 and Fiscal Year 2006*

The Economic Development Administration Reauthorization Act of 2004, revised Section 603 (b) (1) of the Public Works and Economic Development Act of 1965, as amended, to require EDA to list in its annual report all grant recipients by state, including the projected private sector dollar to federal dollar investment ratio for each grant recipient. The following state-by-state investment information is provided to respond to those requirements.

**This data does not include Department of Defense reimbursable investments or disaster supplemental investments.*

Projected Private Sector Investment - FY 05 & FY 06 Approvals

Construction and RLF Investments by State - October 1, 2004 to September 30, 2006

Project #	Grantee	Location	EDA \$(000)	Proj Priv Inv\$(000)	PI Ratio
ALABAMA					
Fiscal Year 2005					
040105563	Bevill State Comm Coll	Hamilton	1,500	199,726	133.2
040105515	Rutledge, Town of	Rutledge	473	2,700	5.7
047905501	Frisco City, Town of	Frisco City	734	3,000	4.1
Fiscal Year 2006					
040105755	Andalusia	Andalusia	818	3,726	4.6
040105664	Craig Field	Selma	750	13,267	17.7
040105770	Muscle Shoals	Muscle Shoals	1,330	15,273	11.5
040105681	Ozark, City of	Ozark	768	20,000	26.1
047905768	Clarke County	Grove Hill	1,578	23,854	15.1
ALASKA					
Fiscal Year 2005					
070105747	AVCP	Bethel	2,378	10,000	4.2
070105710	Aleutian Pribilof CD Ass	St. George	2,000	3,400	1.7
070105775	Bristol Bay Borough	Naknek	214	0	0.0
070105664	Homer	Kenai Peninsula	1,115	5,166	4.6
070105717	Kodiak	Kodiak Island	2,300	60,000	26.1
070105748	University of Alaska	Dillingham	500	3,000	6.0
070105758	Wrangell, City of	Wrangell	2,300	5,600	2.4
077905743	Aleutians East Borough	Cold Bay	2,000	4,000	2.0
077905771	Cape Fox Heritage Found	Ketchikan	1,500	6,500	4.3
077905701	Kachemak Shellfish Asso.	Homer	1,000	8,600	8.6
077905712	Metlakatla Indian Commtty	Metlakatla	2,300	15,000	6.5

Projected Private Sector Investment - FY 05 & FY 06 Approvals

Construction and RLF Investments by State - October 1, 2004 to September 30, 2006

Project #	Grantee	Location	EDA \$(000)	Proj Priv Inv\$(000)	PI Ratio
ALASKA					
Fiscal Year 2006					
070105925	Alaska, State of	Bethel Census Area	800	7,000	8.8
070105855	Cordova, City of	Cordova	540	5,000	9.3
070105870	Craig, City of	Craig	2,000	18,000	9.0
070105830	Gustavus	Gustavus	220	500	2.3
070105857	Norton Sound EDC	Nome	1,500	9,250	6.2
070105926	Petersburg	Petersburg	1,339	7,700	5.8
070105796	U of A - Anchorage	Anchorage	1,400	2,800	2.0
070105810	Unalaska	Unalaska	1,325	60,000	45.3
070105906	Valdez Fisheries Dev	Valdez	558	3,000	5.4
070105881	Whittier	Whittier	625	0	0.0
077905820	AIDEA	Ketchikan	2,400	55,000	22.9
ARIZONA					
Fiscal Year 2005					
070105552	Hopi Tribe	Kykotsmovi Village	2,305	1,200	0.5
Fiscal Year 2006					
070105665	CRIT	Parker	1,750	29,600	16.9
070105693	Lake Havasu	Lake Havasu City	1,812	30,775	17.0
ARKANSAS					
Fiscal Year 2005					
080104003	Jackson County	Newport	1,000	10,000	10.0
080103981	Magnolia	Magnolia	1,400	22,602	16.1
080103927	Pine Bluff	Pine Bluff	1,500	22,300	14.9
Fiscal Year 2006					
080104070	ASU	Jonesboro	1,800	13,580	7.5
080104078	Central AR RC&DAC	Helena	500	1,200	2.4
080104128	Osceola	Osceola	1,450	180,000	124.1
08010392701	Pine Bluff	Pine Bluff	500	22,300	44.6
080104072	Warren	Warren	600	600	1.0
CALIFORNIA					
Fiscal Year 2005					
070105531	East Kern Airport Dist.	Mojave	1,050	46,000	43.8
070105497	Hanford	Hanford	315	500	1.6
070105549	Korean American	Los Angeles	2,555	2,000	0.8
070105640	Sacramento, County of	North Highlands	4,046	80,000	19.8
070105478	San Juan Bautista	San Juan Bautista	3,800	68,000	17.9
070105638	The Enterprise Network	San Jose	2,000	31,000	15.5
070105553	Union City	Union City	3,191	100,000	31.3
070105613	Visalia	Visalia	3,940	125,000	31.7

Projected Private Sector Investment - FY 05 & FY 06 Approvals

Construction and RLF Investments by State - October 1, 2004 to September 30, 2006

Project #	Grantee	Location	EDA \$(000)	Proj Priv Inv\$(000)	PI Ratio
CALIFORNIA					
Fiscal Year 2006					
070105670	Cabazon Band	Indio	960	67,500	70.3
070105794	Cal Poly Corporation	San Luis Obispo	1,800	19,167	10.6
070105791	Cal Poly Pomona Found	Pomona	2,000	77,000	38.5
070105847	Dinuba	Dinuba	2,489	50,000	20.1
070105805	Downey	Downey	2,000	240,000	120.0
070105657	Huntington Park, City	Huntington Park	2,000	209,000	104.5
070105835	L.A. Co Fair Association	Pomona	1,750	30,300	17.3
070105721	Riverside	Riverside	2,000	473,000	236.5
070105788	Weed	Weed	2,000	45,000	22.5
COLORADO					
Fiscal Year 2005					
057904178	Evans City of	Evans	578	83,000	143.7
Fiscal Year 2006					
050104239	Pueblo City of	Pueblo	1,000	45,000	45.0
CONNECTICUT					
Fiscal Year 2005					
010108122	New Haven City of	New Haven	1,500	39,000	26.0
FLORIDA					
Fiscal Year 2005					
040105445	City of Clewiston	Clewiston	2,000	21,951	11.0
040105520	City of Homestead	Homestead	1,000	130,000	130.0
040105502	City of Tallahassee	Tallahassee	961	110,500	115.0
040105504	TRDA	Titusville	1,000	850	0.9
040105510	UCF	Orlando	1,500	47,000	31.3
047905654	SAA	Sebring	779	16,000	20.5
Fiscal Year 2006					
040105706	Ft. Myers	Fort Myers	1,500	12,000	8.0
040105711	Sacred Heart	Pensacola	1,000	23,077	23.1
047905708	Palm Bay	Palm Bay	300	305	1.0
GEORGIA					
Fiscal Year 2005					
040105630	Lavonia City of	Lavonia	941	46,500	49.4
040105552	Liberty County Ind. Auth	Hinesville	2,000	85,000	42.5
040105554	Moultrie-Colquitt County	Moultrie	1,200	80,000	66.7
040105644	Webster County	Preston	500	11,500	23.0
047905526	Meriwether County	Woodbury	310	10,000	32.3

Projected Private Sector Investment - FY 05 & FY 06 Approvals

Construction and RLF Investments by State - October 1, 2004 to September 30, 2006

Project #	Grantee	Location	EDA \$(000)	Proj Priv Inv\$(000)	PI Ratio
GEORGIA					
Fiscal Year 2006					
040105709	City of Tallapoosa	Tallapoosa	362	4,203	11.6
040105816	GA Advanced Tech Venture	Atlanta	1,120	59,800	53.4
040105813	Glynn County	Brunswick	1,000	16,117	16.1
047905820	Emanuel County Dev Auth	Swainsboro	1,500	36,700	24.5
GUAM					
Fiscal Year 2006					
070105790	Guam Intern'l Airport	Tamuning	1,250	30,000	24.0
HAWAII					
Fiscal Year 2005					
070105762	U Hawaii Kapi'olani CC	Honolulu	601	6,000	10.0
077905740	Building Industry Assn	Honolulu	2,000	2,000	1.0
Fiscal Year 2006					
077905832	Hana Health	Hana	500	900	1.8
077905836	Kauai County	Lihue	480	3,500	7.3
IDAHO					
Fiscal Year 2005					
070105652	Jerome	Jerome	2,700	45,000	16.7
070105614	Kootenai County	Hayden	1,314	85,000	64.7
ILLINOIS					
Fiscal Year 2005					
060105005	Chicago City of	Chicago	2,775	85,650	30.9
060104981	Galatia Township	Galatia	830	24,000	28.9
060104995	Hamilton County	McLeansboro	380	3,000	7.9
060104996	Princeton City of	Princeton	675	27,500	40.7
060104956	Will County Dpt Highways	Elwood	3,000	300,000	100.0
067905002	Rend Lake Conservancy DS	Benton	2,456	56,000	22.8
Fiscal Year 2006					
060105146	Pekin City of	Pekin	1,174	65,000	55.4
060105151	Pulaski County	Mound City	2,755	100,000	36.3
INDIANA					
Fiscal Year 2005					
060104964	Cmty Education Coalition	Connersville	1,438	10,500	7.3
060104973	Fremont Town of	Fremont	1,308	32,500	24.9
060104954	Montpelier City of	Montpelier	875	34,000	38.9

Projected Private Sector Investment - FY 05 & FY 06 Approvals

Construction and RLF Investments by State - October 1, 2004 to September 30, 2006

Project #	Grantee	Location	EDA \$(000)	Proj Priv Inv\$(000)	PI Ratio
INDIANA					
Fiscal Year 2006					
06010497301	Fremont Town of	Fremont	250	0	0.0
060105094	Santa Claus Town of	Santa Claus	2,000	46,700	23.4
067905152	Mitchell City of	Mitchell	1,191	30,000	25.2
IOWA					
Fiscal Year 2005					
050104101	Fort Dodge City of	Fort Dodge	1,318	100,000	75.9
050104177	Mason City	Mason City	780	60,000	76.9
050203716	Postville City of	Postville	1,338	1,750	1.3
Fiscal Year 2006					
050104220	Indian Hills Cmty Coll	Ottumwa	1,000	55,000	55.0
KANSAS					
Fiscal Year 2006					
050104319	Rice County	Lyons	624	15,000	24.0
057904308	Wichita Airprt Auth.	Wichita	2,000	100,000	50.0
KENTUCKY					
Fiscal Year 2005					
040105514	Lewisport City of	Lewisport	600	2,000	3.3
040105521	Murray-Calloway EDC	Murray	772	16,000	20.7
047905565	City of Madisonville	Madisonville	682	49,000	71.8
047905625	Green River Reg Ind Auth	Hartford	1,360	44,000	32.4
047905592	KY Comm Econ Opport Cncl	Barbourville	1,592	400	0.3
047905568	Lon-Laurel Co IDA No 2	London	900	20,900	23.2
Fiscal Year 2006					
040105831	St. Claire Reg Med Cntr	Morehead	1,500	13,100	8.7
047905679	Goodwill Ind of KY	Hazard	300	3,599	12.0
LOUISIANA					
Fiscal Year 2005					
080104000	England EC & Ind Dev Dis	Alexandria	900	105,000	116.7
080103995	Jefferson Parish	New Orleans	850	46,500	54.7
080104030	Oakdale City of	Oakdale	600	185,000	308.3

Projected Private Sector Investment - FY 05 & FY 06 Approvals

Construction and RLF Investments by State - October 1, 2004 to September 30, 2006

Project #	Grantee	Location	EDA \$(000)	Proj Priv Inv\$(000)	PI Ratio
LOUISIANA					
Fiscal Year 2006					
080104067	Desoto Parish Pol Jury	Mansfield	700	66,000	94.3
080104079	Grtr Lafourche Port Comm	Galliano	800	14,150	17.7
080104087	New Orleans BIC	New Orleans	1,250	20,000	16.0
080104074	Terrebonne Par Port Comm	Houma	900	7,500	8.3
087904096	Acadiana RDD	Lafayette	600	0	0.0
087904083	JEDCO	Metairie	500	0	0.0
08790404101	LA Hurricane Recovery	Baton Rouge	500	0	0.0
087904091	New Orleans City of Rbdl	New Orleans	600	0	0.0
087904101	South Central PDC	Houma	300	0	0.0
MAINE					
Fiscal Year 2005					
010108128	Technology Pk Dev. Corp	Norway	1,995	50,000	25.1
Fiscal Year 2006					
010108277	Gardiner	Gardiner	856	22,000	25.7
MARYLAND					
Fiscal Year 2005					
017908204	TEDCO	Multi City	325	5,000	15.4
MASSACHUSETTS					
Fiscal Year 2005					
010108118	HCCF	Holyoke	1,000	23,000	23.0
010108158	WBDC	Worcester	2,500	100,000	40.0
Fiscal Year 2006					
010108181	Brockton NHC Inc	Brockton	1,500	45,000	30.0
010108315	Springfield RA	Springfield	995	25,150	25.3
010108299	Worcester City of	Worcester	1,750	45,000	25.7
MICHIGAN					
Fiscal Year 2005					
060104949	Central Michigan Univ	Mount Pleasant	2,152	61,550	28.6
060104974	Kalamazoo City of	Kalamazoo	726	21,000	28.9
Fiscal Year 2006					
060105069	Finlandia University	Hancock	953	23,043	24.2
060105073	Kettering University	Flint	1,620	82,120	50.7
060205070	Keweenaw County	Eagle River	1,754	51,550	29.4
060105096	Muskegon County of	Muskegon	2,562	75,000	29.3

Projected Private Sector Investment - FY 05 & FY 06 Approvals

Construction and RLF Investments by State - October 1, 2004 to September 30, 2006

Project #	Grantee	Location	EDA \$(000)	Proj Priv Inv\$(000)	PI Ratio
MINNESOTA					
Fiscal Year 2005					
060105044	Perham City of	Perham	300	15,800	52.7
060105065	Red Lake Bd Chippewa Ind	Redlake	1,551	0	0.0
060104971	Wyoming City of	Wyoming	1,500	43,650	29.1
Fiscal Year 2006					
060105074	Cloquet City of	Cloquet	1,035	25,750	24.9
060105071	Staples City of	Staples	1,025	27,000	26.3
MISSISSIPPI					
Fiscal Year 2005					
040105648	IDA of Neshoba County	Philadelphia	584	3,000	5.1
047905651	Alcorn County	Glen	540	48,200	89.3
Fiscal Year 2006					
040105774	B. B. King Museum	Indianola	1,000	3,124	3.1
040105717	Pearl, City of	Pearl	1,000	39,000	39.0
047905826	Brookhaven Lincoln CEDA	Brookhaven	1,101	16,940	15.4
047905828	Holly Springs, city of	Holly Springs	521	8,712	16.7
047905805	Kemper County	De Kalb	750	6,715	9.0
047905830	Marion, town of	Marion	650	32,400	49.8
MISSOURI					
Fiscal Year 2005					
050104103	Joplin Chmbr Foundation	Joplin	600	13,500	22.5
050104102	Missouri Innovation Cent	Columbia	2,500	105,000	42.0
050104187	Monett School District	Monett	1,250	0	0.0
050104207	Swope Community Builders	Kansas City	1,250	29,000	23.2
Fiscal Year 2006					
050104219	Kansas City	Kansas City	1,800	52,000	28.9
050104329	Missouri Western State	St. Joseph	75	56	0.8
050104357	St. Patrick Center	St. Louis	3,500	22,000	6.3
MONTANA					
Fiscal Year 2005					
050203677	Ashland Cnty Water/Sewer	Ashland	115	4,800	41.7
050104188	Hardin City of	Hardin	1,336	188,000	140.7
Fiscal Year 2006					
050104248	Lake County CDC	Ronan	1,000	7,488	7.5
050104327	Missoula County	Missoula	1,250	21,000	16.8

Projected Private Sector Investment - FY 05 & FY 06 Approvals

Construction and RLF Investments by State - October 1, 2004 to September 30, 2006

Project #	Grantee	Location	EDA \$(000)	Proj Priv Inv\$(000)	PI Ratio
NEBRASKA					
Fiscal Year 2005					
057904191	Norfolk EDF	Norfolk	600	4,911	8.2
Fiscal Year 2006					
050104316	McCook EDC	McCook	55	500	9.1
050104300	South Sioux City	South Sioux City	618	90,000	145.5
050104330	Western Nebraska CC	Scottsbluff	1,534	15,400	10.0
NEVADA					
Fiscal Year 2005					
077905769	Ely	Ely	750	269,000	358.7
077905763	V&T Railroad	New Washoe City	800	25,000	31.3
077905779	White Pine County	Ely	250	1,200	4.8
Fiscal Year 2006					
070105807	Mineral County	Hawthorne	3,040	20,000	6.6
NEW HAMPSHIRE					
Fiscal Year 2005					
010108217	Bethlehem	Bethlehem	272	0	0.0
Fiscal Year 2006					
01010796601	North Country Council	Lebanon	550	7,000	12.7
NEW JERSEY					
Fiscal Year 2005					
010108142	ACCC	Mays Landing	1,200	40,000	33.3
010108140	Penns Grove	Penns Grove	800	24,000	30.0
010108161	Respond	Camden	1,200	1,500	1.3
Fiscal Year 2006					
010108360	Millville	Millville	1,500	50,000	33.3
010108377	Paulsboro	Paulsboro	1,830	42,525	23.2
010108306	Rutgers State University	Bridgeton	2,000	30,000	15.0
NEW MEXICO					
Fiscal Year 2005					
080104008	Inst of Amer Indian Arts	Santa Fe	2,000	21,600	10.8
080103968	LRRJ	Albuquerque	1,000	14,000	14.0
087903999	WESST	Albuquerque	300	7,500	25.0
Fiscal Year 2006					
080104127	Española Valley FA Ctr	Espanola	250	57	0.2

Projected Private Sector Investment - FY 05 & FY 06 Approvals

Construction and RLF Investments by State - October 1, 2004 to September 30, 2006

Project #	Grantee	Location	EDA \$(000)	Proj Priv Inv\$(000)	PI Ratio
NEW MEXICO					
Fiscal Year 2006					
080104066	Ohkay Owingeh (San Juan)	San Juan Pueblo	1,000	0	0.0
080104075	San Juan Jr College Dist	Farmington	175	3,500	20.0
080104124	Science & Tech Park DSC	Albuquerque	1,100	14,900	13.5
080104135	Tapetes de Lana	Las Vegas	815	200	0.2
080104119	UNM	Albuquerque	1,100	1,000	0.9
080104126	WESST Corp.	Albuquerque	1,250	1,000	0.8
NEW YORK					
Fiscal Year 2005					
010108116	ACES	Albany	1,880	25,300	13.5
010108138	City of Hornell IDA	Hornell	866	13,200	15.3
010108139	Downstate Technology	Brooklyn	1,500	20,000	13.3
010108160	Greater Glens Falls D C	Glens Falls	1,100	8,500	7.7
010108269	Utica	Utica	2,000	8,000	4.0
010108007	Yonkers	Yonkers	1,500	30,000	20.0
017908253	Central New York RPDB	Multi City	2,000	25,000	12.5
Fiscal Year 2006					
010108356	East River Science Park	New York	2,000	50,000	25.0
010108330	Plattsburgh University	Multi City	250	0	0.0
017908395	BERC	Buffalo	300	1,000	3.3
017908396	Wayne County IDA	Lyons	1,245	37,000	29.7
NORTH CAROLINA					
Fiscal Year 2005					
040105519	Catawba County	Newton	349	18,000	51.6
040105522	Craven Community College	New Bern	552	28,200	51.1
040105509	PTRP	Winston-Salem	1,000	87,232	87.2
040105528	Pamlico Comm College	Pamlico	1,500	422,059	281.4
040105585	Yadkin County	Yadkinville	940	17,000	18.1
047905517	City of Whiteville	Whiteville	1,500	8,500	5.7
047905607	Claremont City of	Claremont	385	18,000	46.8
Fiscal Year 2006					
040105756	Farmville	Farmville	1,000	9,500	9.5
040105765	Robeson Com. College	Lumberton	1,000	56,254	56.3
040105675	Sanford City of	Sanford	1,000	30,000	30.0
040105674	The Rural Econ Dev Cntr	Raleigh	1,000	58,400	58.4
040105761	UCP Development Corp.	Rocky Mount	630	3,000	4.8
040105667	Univ of NC at Charlotte	Charlotte	1,270	31,500	24.8
047905827	Roanoke Rapids San Dist	Roanoke Rapids	278	1,027	3.7
047905823	Tri-County Cmty College	Murphy	567	8,150	14.4

Projected Private Sector Investment - FY 05 & FY 06 Approvals

Construction and RLF Investments by State - October 1, 2004 to September 30, 2006

Project #	Grantee	Location	EDA \$(000)	Proj Priv Inv\$(000)	PI Ratio
NORTH DAKOTA					
Fiscal Year 2005					
050104090	Bismarck ST Coll Fdtn	Bismarck	1,500	8,500	5.7
050104218	NDSU RTP	Fargo	1,750	5,000	2.9
057904189	Bismarck City of	Bismarck	1,024	16,500	16.1
Fiscal Year 2006					
050104290	Minot Area Dev. Corp.	Minot	1,500	62,000	41.3
057904274	Northwood	Northwood	332	7,500	22.6
OHIO					
Fiscal Year 2005					
060104972	ACEnet	Nelsonville	1,337	30,000	22.4
060105052	Ashtabula City of	Edgewood	300	26,250	87.5
060105053	Jackson City of	Jackson	2,300	46,000	20.0
060105030	Lima City of	Lima	2,353	75,000	31.9
060105046	Orwell Village of	Orwell	400	21,925	54.8
060105058	Trumbull County	Warren	340	1,600	4.7
Fiscal Year 2006					
060105153	Dayton City of	Dayton	2,555	1,361	0.5
060105115	Med Univ of OH at Toledo	Toledo	1,952	100,000	51.2
06010489301	New Philadelphia City of	New Philadelphia	474	0	0.0
060105145	Ohio State University	Wooster	744	48,000	64.5
060105150	Youngstown Central Area	Youngstown	2,000	50,000	25.0
067905110	Cleveland State Univ	Cleveland	700	57,000	81.4
OKLAHOMA					
Fiscal Year 2005					
080103963	Cameron University	Lawton	900	20,000	22.2
080104023	Elgin	Elgin	2,250	32,000	14.2
080104031	Miami	Miami	500	2,000	4.0
080104027	REI	Durant	750	12,140	16.2
080103996	Seminole	Seminole	500	10,000	20.0
080103979	Stilwell	Stilwell	160	10,000	62.5
087904002	Pawnee Nation of OK	Pawnee	250	100	0.4
Fiscal Year 2006					
080104117	Choctaw Nation of OK	Durant	1,200	6,800	5.7
080104125	Clinton PWA	Clinton	525	156	0.3
080104020	Oklahoma City	Oklahoma City	1,000	48,000	48.0
OREGON					
Fiscal Year 2005					
077905725	Port of Coos Bay	Coos Bay	1,374	115,000	83.7

Projected Private Sector Investment - FY 05 & FY 06 Approvals

Construction and RLF Investments by State - October 1, 2004 to September 30, 2006

Project #	Grantee	Location	EDA \$(000)	Proj Priv Inv\$(000)	PI Ratio
PENNSYLVANIA					
Fiscal Year 2005					
010108123	Clinton County	Lock Haven	1,000	30,000	30.0
010108121	Indiana County Dev Corp	Indiana	1,000	20,000	20.0
010108114	Mid-Cameron Authority	Emporium	1,000	12,200	12.2
010108110	PMI	Meadville	1,000	20,000	20.0
010108254	Saxton Boro Auth	Saxton	1,270	4,950	3.9
010108113	Washington Auth	Washington	2,000	171,000	85.5
010108124	Wellsboro Mun Auth	Wellsboro	291	9,000	30.9
017908133	ESU Center for Research	East Stroudsburg	1,200	53,700	44.8
Fiscal Year 2006					
010108274	Clearfield Foundation	Clearfield	777	15,000	19.3
010108273	Johnstown Indust Dev Co	Johnstown	1,000	58,000	58.0
010108370	Meadville AIC	Meadville	546	10,000	18.3
010108302	Northampton Com College	Bethlehem	1,200	30,000	25.0
010108364	University City Sci Ctr	Philadelphia	1,000	75,000	75.0
010108275	WEDCO	Honesdale	1,040	35,323	34.0
017908316	Gre. Pittston Chamber	Pittston	750	47,368	63.2
01790804701	CTBC	Coal (Township of)	305	0	0.0
PUERTO RICO					
Fiscal Year 2006					
010108278	Barceloneta	Barceloneta	2,000	33,000	16.5
RHODE ISLAND					
Fiscal Year 2005					
010108157	PCHC	Providence	500	7,000	14.0
Fiscal Year 2006					
010108328	East Providence City of	East Providence	2,000	74,000	37.0
SOUTH CAROLINA					
Fiscal Year 2005					
040105659	Bluffton, Town of	Bluffton	500	2,800	5.6
040105499	Chester Sewer District	Chester	900	109,000	121.1
040105559	Dillon, City of	Dillon	785	17,000	21.7
040105590	Florence-Darlington Tech	Florence	2,173	317,795	146.2
040105523	Marlboro County	Bennettsville	1,184	71,000	60.0
040105518	Wallace Water Company	Wallace	459	27,200	59.3
Fiscal Year 2006					
040105710	Genetics Endowment	Greenwood	370	12,000	32.4
040105680	Greenville Tech College	Greenville	1,500	92,000	61.3
040105815	Horry-Georgetown Tech Co	Conway	1,500	44,356	29.6
040105665	Penn Center, Inc.	Furman	545	493	0.9
040105707	Spartanburg Tech College	Gaffney	1,250	104,306	83.4

Projected Private Sector Investment - FY 05 & FY 06 Approvals

Construction and RLF Investments by State - October 1, 2004 to September 30, 2006

Project #	Grantee	Location	EDA \$(000)	Proj Priv Inv\$(000)	PI Ratio
SOUTH CAROLINA					
Fiscal Year 2006					
040105662	York Technical College	Chester	1,500	49,000	32.7
SOUTH DAKOTA					
Fiscal Year 2005					
050103948	Rapid City Area EDF	Rapid City	750	2,295	3.1
057904183	Huron City of	Huron	700	75,000	107.1
Fiscal Year 2006					
050104307	SDSU Growth Partnership	Brookings	2,500	70,000	28.0
TENNESSEE					
Fiscal Year 2005					
040105525	University of Tennessee	Knoxville	1,250	27,000	21.6
040105532	Wartburg	Wartburg	750	4,750	6.3
047905649	CUB	Clinton	465	91,000	195.9
047905650	Tellico Plains	Tellico Plains	424	10,000	23.6
Fiscal Year 2006					
040105763	ARTE Center, Inc.	Nashville	1,200	16,000	13.3
040105777	Etowah Utilities Board	Etowah	496	11,134	22.4
040105762	Lenior City UB	Lenoir City	750	15,000	20.0
040105751	Maryville	Maryville	554	6,580	11.9
040105676	Overton	Livingston	850	400	0.5
047905817	1st Utility Dst Hawkins	Church Hill	1,000	13,225	13.2
TEXAS					
Fiscal Year 2005					
080104015	Austin Comm Dev Corp	Austin	1,184	6,500	5.5
080103997	Biotech Mfg Center of TX	Athens	800	8,095	10.1
080104033	Delta Region RC	Edcouch	500	100	0.2
080104032	Nueces County	Robstown	1,500	3,000	2.0
080103982	Palo Alto College	San Antonio	1,500	4,258	2.8
080103928	Rio Gran Val Lvstk Shw	Mercedes	1,500	31,000	20.7
080103991	SAWS	San Antonio	1,800	100,000	55.6
08010392201	Southwest Key	Austin	400	3,700	9.3
080104005	Stephens County RWSC	Breckenridge	250	3,000	12.0
080103962	UT El Paso	El Paso	1,600	6,000	3.8
080104028	UT Pan Am	Edinburg	1,000	0	0.0
080103955	West Orem Group	Houston	1,250	1,043	0.8
087903977	Huston-Tillotson	Austin	900	295	0.3
087903994	Waelder City of	Waelder	1,035	6,000	5.8
Fiscal Year 2006					
080104055	Austin City of	Austin	1,500	2,000	1.3
080104071	City of Hidalgo	Hidalgo	1,200	1,000	0.8

Projected Private Sector Investment - FY 05 & FY 06 Approvals

Construction and RLF Investments by State - October 1, 2004 to September 30, 2006

Project #	Grantee	Location	EDA \$(000)	Proj Priv Inv\$(000)	PI Ratio
TEXAS					
Fiscal Year 2006					
080104133	El Puente Comm Dev Corp	El Paso	1,200	1,630	1.4
080104076	Fort Worth	Fort Worth	375	1,900	5.1
080104102	Hereford	Hereford	1,000	32,000	32.0
080104118	McAllen City of	McAllen	1,250	2,676	2.1
080104132	Nueces County	Corpus Christi	2,500	34,200	13.7
087904115	Delta Region RC	Edcouch	2,617	100	0.0
UTAH					
Fiscal Year 2005					
050104100	Mt. Pleasant City	Mount Pleasant	247	6,500	26.3
050104089	Utah State University	North Logan	2,479	86,000	34.7
VERMONT					
Fiscal Year 2005					
010108206	Northern Enterprises	Island Pond	1,000	29,000	29.0
Fiscal Year 2006					
010108324	Milton Town of	Milton	2,000	20,000	10.0
010108406	WIC	Windsor (Town of)	1,500	10,000	6.7
VIRGINIA					
Fiscal Year 2005					
010208130	ESCC	Melfa	1,100	35,000	31.8
010108132	Mecklenburg County IDA	Boydton	755	50,000	66.2
010108173	Pittsylvania County	Chatham	1,000	40,500	40.5
Fiscal Year 2006					
010108298	Franklin County	Rocky Mount	1,000	163,000	163.0
010108271	VCC	Lebanon	3,000	126,000	42.0
WASHINGTON					
Fiscal Year 2005					
070105759	Swinomish Tribe	La Conner	69	48,000	695.7
Fiscal Year 2006					
070105806	Bremerton, Port of	Bremerton	3,000	16,000	5.3
070105792	Grant Co. Port Dist. #1	Quincy	840	18,700	22.3
070105840	William Factory SBI	Tacoma	2,000	5,000	2.5
077905825	City of Renton	Renton	2,054	48,000	23.4
077905904	Port of Bremerton	Port Orchard	428	0	0.0
WEST VIRGINIA					
Fiscal Year 2005					
010108136	BCDA	Martinsburg	1,200	30,000	25.0
010108129	Bridgeport	Bridgeport	1,000	260,000	260.0

Projected Private Sector Investment - FY 05 & FY 06 Approvals

Construction and RLF Investments by State - October 1, 2004 to September 30, 2006

Project #	Grantee	Location	EDA \$(000)	Proj Priv Inv\$(000)	PI Ratio
WEST VIRGINIA					
Fiscal Year 2005					
010108119	GCDA	Petersburg	1,190	27,000	22.7
017908214	Mingo County Commission	Williamson	1,200	8,000	6.7
Fiscal Year 2006					
010108321	Braxton County Comm	Sutton	1,600	35,000	21.9
010108276	Hardy County PSD	Moorefield	1,500	27,500	18.3
010108294	NCBC	Summersville	1,800	20,000	11.1
WISCONSIN					
Fiscal Year 2005					
060104989	Menomonie City of	Menomonie	1,285	50,000	38.9
060105038	Milwaukee City of	Milwaukee	1,874	90,000	48.0
060105007	Racine City of	Racine	815	35,600	43.7
060104999	Sparta City of	Sparta	1,580	30,000	19.0
Fiscal Year 2006					
060105095	Chippewa Valley Tech Col	Eau Claire	1,500	30,000	20.0
060105072	Nekoosa City of	Nekoosa	1,234	29,000	23.5
WYOMING					
Fiscal Year 2005					
050104098	University of Wyoming	Laramie	1,600	18,000	11.3

EDA Leveraging Goals for Private Sector Fiscal Years 2005 and 2006

The Economic Development Administration Reauthorization Act of 2004 revised Section 603 (b) (2) of the Public Works and Economic Development Act of 1965, as amended, to require EDA to include in its annual report to Congress a discussion of private sector leveraging goals set for investments awarded to (a) rural*and urban economically distressed areas; and (b) highly distressed areas.** The following information is provided to respond to those requirements.***

(a) EDA's private sector leveraging goal with respect to grants awarded to rural and urban economically distressed areas:

Since 2004, EDA has shown sound results in attracting private capital investment in both rural and urban distressed communities. In FY 2005, EDA invested 62 percent of its infrastructure and RLF funds in rural areas with an average ratio of recipient-estimated private investment of \$37 for each EDA dollar invested; 38 percent of the funds were invested in urban areas with an average private sector investment ratio of \$30 to \$1. In FY 2006, 56 percent of EDA infrastructure and RLF funds were invested in rural areas with a private sector investment ratio of \$23 to \$1, and 44 percent of the funds were invested in urban areas with a private sector investment ratio of \$33 to \$1.

(b) EDA's private sector leveraging goal with respect to grants awarded to highly distressed areas:

EDA recognizes the importance of private capital investment for successful economic development and recognizes the importance of maintaining significant flexibility to assist those communities that are taking the first steps toward economic growth. Therefore, EDA often makes prudent investments in areas where leverage ratios are lower. In FY 2005, EDA invested 36 percent of its funds in highly distressed areas and the infrastructure and RLF funds invested in highly distressed areas are projected to generate \$26 of private investment for each EDA dollar invested, based on recipient-estimated projections. In FY 2006, EDA invested 32 percent of its funding in highly distressed areas, and infrastructure and RLF projects in highly distressed areas projected an average private sector investment ratio of \$22 to \$1.

* Rural includes investments made to Indian tribes.

** For an area to qualify as being highly distressed, one of the following criteria must be met: (a) a 24 month unemployment rate at least 200 percent of the national average, (b) per capita income not more than 60 percent of the national average or (c) a catastrophic disaster.

*** The calculations determining the percentage of construction and RLF investments that are located in rural, urban and highly distressed areas excludes a small number of research and state-wide projects from the aggregate number of projects in FY 2005 and FY 2006 because it is not possible to designate certain investments as exclusively rural, urban or highly distressed areas. Also, U.S. Department of Defense reimbursable investments and disaster supplemental investments are not included in those calculations.

Realized Private Sector Dollar to Federal Dollar Investment Ratio by State for Fiscal Years 2005 and 2006

The Economic Development Administration Reauthorization Act of 2004 revised section 603 (b) (3) of the Public Works and Economic Development Act of 1965, as amended, to require EDA to list in its annual report to Congress the realized private sector dollar to federal dollar investment ratio for each project, after the completion of a project. The federal dollar amount quoted in the following listing provides only EDA investment dollars for FY 2002 and FY 2003 construction and revolving loan fund investments.*

To implement the Government Performance and Results Act of 1993, EDA collects data on realized private sector capital leveraged as a result of EDA's investment in three-year increments after the date of award. Therefore, for investments awarded in FY 2002, data was collected during FY 2005 and the first complete report was made available at the beginning of FY 2006. Likewise, investments awarded in FY 2003 reported data in FY 2006, with final information made available at the beginning of FY 2007. EDA anticipates that projected private sector capital, which is leveraged by the investment award, may only be fully realized nine-years after the award date as many EDA investments have four or five-year construction horizons.

The following chart provides both recipient-projected private sector investment and private sector investment ratios reported for EDA investments approved in FY 2002 and FY 2003. The following chart also provides recipient-reported realized private sector investment and private sector investment ratios as of September 30, 2006, with the understanding that all projects listed are not necessarily construction complete. In future annual reports, EDA will report realized private sector investment in three-year increments as data become available.

** This data does not include Department of Defense reimbursable investments or disaster supplemental investments.*

Realized Private Sector Investment Reported for FY 02 and 03 Approvals

Construction and RLF Investments by State Discounted Three-year data

Project #	Grantee	Location	EDA\$ (\$000)	Projected Priv Inv (\$000)	Projected Priv Inv Ratio	Realized Priv Inv (\$000)	Realized Priv Inv Ratio
ALABAMA							
Fiscal Year 2002							
040104988	George Wallace Comm Coll	Dothan	1,200	84,529	70.4	2,203	1.8
040105098	Goshen	Goshen	1,000	1,200	1.2	1,275	1.3
040105104	Opelika, City of	Opelika	1,500	22,500	15.0	3,000	2.0
040104887	Pinckard, Town of	Pinckard	586	6,875	11.7	60	0.1
040105086	Shoals Entrepreneurial	Florence	630	220	0.3	548	0.9
040105074	Steele Alabama	Steele	662	18,020	27.2	15,101	22.8
040105111	Utilities Bd/Union Sprng	Union Springs	769	5,000	6.5	1,125	1.5
Fiscal Year 2003							
040105239	Elba Wtr Wrks & Elec Brd	Elba	887	10,400	11.7	1,875	2.1
040105332	Greenville	Greenville	1,577	100,000	63.4	75,000	47.6
040105300	Water Works/Sewer Bd	Montgomery	2,000	1,000,000	500.0	750,150	375.1
047905328	Alexander City	Alexander City	683	2,100	3.1	3,075	4.5
ALASKA							
Fiscal Year 2002							
070105250	Valdez Fisheries Dev	Valdez	432	1,000	2.3	8	0.0
Fiscal Year 2003							
070105240	Matanuska-Susitna Boroug	Palmer	1,653	90,000	54.4	75,000	45.4
077905433	Aleutians East Borough	Sand Point	1,000	11,000	11.0	492	0.5
077905440	Annette Island	Metlakatla	701	1,000	1.4	390	0.6
077905381	Dillingham, City of	Dillingham	3,000	25,000	8.3	7,500	2.5
ARKANSAS							
Fiscal Year 2002							
080103752	LRPA	Little Rock	3,000	2,530	0.8	1,850	0.6
Fiscal Year 2003							
080103802	Plainview City of	Plainview	763	200	0.3	225	0.3
087903786	Mena City of	Mena	420	30	0.1	75	0.2
CALIFORNIA							
Fiscal Year 2002							
070105132	Colton City of	Colton	1,000	25,000	25.0	19,375	19.4
Fiscal Year 2003							
070105290	City of Eureka	Eureka	500	2,500	5.0	3,375	6.8
070105258	Fort Ord Reuse Authority	Marina	3,920	600,000	153.1	11,250	2.9
COLORADO							
Fiscal Year 2002							
050103710	NEWSED	Denver	1,000	1,300	1.3	975	1.0
050103709	San Luis Town of	San Luis	835	72	0.1	54	0.1
050103665	Ute Mountain Ute Tribe	Towaoc	900	500	0.6	56	0.1

Realized Private Sector Investment Reported for FY 02 and 03 Approvals

Construction and RLF Investments by State

Discounted Three-year data

Project #	Grantee	Location	EDA\$ (\$000)	Projected Priv Inv (\$000)	Projected Priv Inv Ratio	Realized Priv Inv (\$000)	Realized Priv Inv Ratio
FLORIDA							
Fiscal Year 2002							
040104990	CFCC	Ocala	1,283	2,000	1.6	130	0.1
040104987	Fresh Ministries	Jacksonville	850			113	0.1
040105036	Okaloosa County	Crestview	1,750	5,000	2.9	300	0.2
040104984	Town of Altha	Altha	324	2,000	6.2	1,500	4.6
047905038	City of Madison	Madison	1,500			1,125	0.8
Fiscal Year 2003							
040105171	Defuniak Springs	De Funiak Springs	550	40	0.1	30	0.1
040105202	Escambia County	Pensacola	850	13,000	15.3	11,100	13.1
040105172	Haines City	Haines City	800	15,000	18.8	2,737	3.4
040105299	Holt Water Works	Holt	839	2,000	2.4	5,250	6.3
040105306	Osceola County	Kissimmee	1,100	60,000	54.5	52,500	47.7
GEORGIA							
Fiscal Year 2002							
040105145	Ashburn, City of	Ashburn	670	1,050	1.6	1,901	2.8
040104977	Lenox, Town of	Lenox	1,125	5,600	5.0	328	0.3
Fiscal Year 2003							
040105314	Jackson Co Wtr & Swr Aut	Jefferson	1,500	65,000	43.3	97,500	65.0
HAWAII							
Fiscal Year 2003							
070105336	Maui ED Board	Kihei	2,000	5,450	2.7	5,569	2.8
070105375	Waianae Coast Health Cen	Waianae	1,750	2,000	1.1	2,576	1.5
IDAHO							
Fiscal Year 2002							
070105111	Mackay, City of	Mackay	960			225	0.2
Fiscal Year 2003							
070105321	Shoshone County	Kellogg	2,933	210,000	71.6	1,875	0.6
ILLINOIS							
Fiscal Year 2002							
060104734	Benton City of	Benton	1,400	3,000	2.1	1,265	0.9
060104699	Pulaski County	Mound City	710	2,000	2.8	316	0.4
067904750	Centralia City of	Centralia	2,300	10,300	4.5	1,650	0.7
Fiscal Year 2003							
060104808	Rochelle City of	Rochelle	2,207	325,000	147.3	119,250	54.0
INDIANA							
Fiscal Year 2002							
060104696	Starke County	Knox	1,286	65,000	50.6	93,975	73.1
060104621	Vincennes City of	Vincennes	1,233	0	0.0	33,750	27.4

Realized Private Sector Investment Reported for FY 02 and 03 Approvals

Construction and RLF Investments by State Discounted Three-year data

Project #	Grantee	Location	EDA\$ (\$000)	Projected Priv Inv (\$000)	Projected Priv Inv Ratio	Realized Priv Inv (\$000)	Realized Priv Inv Ratio
INDIANA							
Fiscal Year 2003							
060104801	Anderson Redev Comm	Anderson	1,603	4,500	2.8	57,000	35.6
IOWA							
Fiscal Year 2002							
050103718	Waterloo City of	Waterloo	1,000	125,000	125.0	65,625	65.6
Fiscal Year 2003							
050103851	Clinton City of	Clinton	722	1,800	2.5	900	1.2
050103816	Dubuque City of	Dubuque	2,000	180,000	90.0	145,614	72.8
KANSAS							
Fiscal Year 2002							
050103755	Montgomery County	Independence	450	4,200	9.3	3,964	8.8
050103713	Ottawa City of	Ottawa	750	42,800	57.1	32,100	42.8
050103781	Sedgwick County	Wichita	3,500	68,000	19.4	45,000	12.9
Fiscal Year 2003							
050103831	Atchison City of	Atchison	409	4,000	9.8	251	0.6
KENTUCKY							
Fiscal Year 2002							
040105023	Eddyville, City of	Eddyville	1,500	550	0.4	375	0.3
040105144	Franklin, City of	Franklin	1,100	35,000	31.8	40,273	36.6
047905105	Harlan City of	Harlan	800	12,000	15.0	1,875	2.3
047905076	Jackson City of	Jackson	1,500	9,000	6.0	4,313	2.9
Fiscal Year 2003							
040105311	Carrollton, City of	Carrollton	1,500	255,000	170.0	375,000	250.0
040105223	Eddyville, City of	Eddyville	277	11,500	41.5	8,625	31.1
040105213	WKU	Bowling Green	851	220	0.3	488	0.6
047905326	Beattyville, City of	Beattyville	1,000	8,000	8.0	2,129	2.1
047905327	Morehead, City of	Morehead	1,500	2,000	1.3	900	0.6
LOUISIANA							
Fiscal Year 2003							
080103771	Alexandria City of	Alexandria	900	6,900	7.7	154	0.2
MAINE							
Fiscal Year 2002							
010107722	Calais City of	Calais	1,000	5,100	5.1	2,869	2.9
010107786	Loring Dev Auth of Maine	Limestone	1,410	2,000	1.4	1,752	1.2
MARYLAND							
Fiscal Year 2002							
010107701	Cumberland City	Cumberland	900	3,000	3.3	1,205	1.3

Realized Private Sector Investment Reported for FY 02 and 03 Approvals

Construction and RLF Investments by State

Discounted Three-year data

Project #	Grantee	Location	EDA\$ (\$000)	Projected Priv Inv (\$000)	Projected Priv Inv Ratio	Realized Priv Inv (\$000)	Realized Priv Inv Ratio
MARYLAND							
Fiscal Year 2002							
010107672	Garrett Co. Comm.	Oakland	2,500	50,000	20.0	1,500	0.6
MASSACHUSETTS							
Fiscal Year 2003							
01010387001	NEFWC	Holyoke	258	100	0.4	158	0.6
010107812	New Bedford City of	New Bedford	1,000	3,600	3.6	233	0.2
MICHIGAN							
Fiscal Year 2002							
060104733	Three Rivers City of	Three Rivers	1,080	1,500	1.4	132	0.1
Fiscal Year 2003							
060104832	Big Rapids Twp	Big Rapids	2,050	120,000	58.5	158	0.1
MINNESOTA							
Fiscal Year 2002							
060104666	Becker County	Lake Park	216	2,000	9.3	152	0.7
060104737	St Paul City of	St. Paul	2,000	25,000	12.5	63,919	32.0
Fiscal Year 2003							
060104788	Brewster City of	Brewster	585	31,500	53.9	47,375	81.0
060104798	Little Falls City of	Little Falls	552	10,000	18.1	231	0.4
MISSISSIPPI							
Fiscal Year 2002							
040105006	CMU	Canton	2,000	900,000	450.0	1,072,500	536.3
040105095	Madison County	Canton	1,000	72,000	72.0	98,700	98.7
Fiscal Year 2003							
040105173	Itawamba County	Fulton	1,200	8,000	6.7	2,625	2.2
040105329	Oxford, City of	Oxford	500	594	1.2	1,566	3.1
MISSOURI							
Fiscal Year 2002							
050103725	Fredericktown City of	Fredericktown	1,250	3,300	2.6	1,567	1.3
MONTANA							
Fiscal Year 2002							
050103715	Montana State U-North	Havre	1,000	1,000	1.0	750	0.8
057903702	Butte-Silver Bow	Butte	750	1,200	1.6	900	1.2
057903694	Salish & Kootenai Tribes	Pablo	350			375	1.1
Fiscal Year 2003							
050103845	Hamilton City of	Hamilton	1,400	40,000	28.6	2	0.0

Realized Private Sector Investment Reported for FY 02 and 03 Approvals

Construction and RLF Investments by State

Discounted Three-year data

Project #	Grantee	Location	EDA\$ (\$000)	Projected Priv Inv (\$000)	Projected Priv Inv Ratio	Realized Priv Inv (\$000)	Realized Priv Inv Ratio
NEBRASKA							
Fiscal Year 2002							
050103708	South Sioux City	South Sioux City	671	817	1.2	385	0.6
Fiscal Year 2003							
050103815	Lexington City of	Lexington	666	50,000	75.1	30,000	45.0
NEVADA							
Fiscal Year 2002							
070105126	Shoshone-Paiute Tribes	Owyhee	2,000	940	0.5	188	0.1
NEW HAMPSHIRE							
Fiscal Year 2002							
010107656	Epping Town of	Epping	500	35,000	70.0	4,771	9.5
NEW MEXICO							
Fiscal Year 2002							
080103672	Lovington, City of	Lovington	700	10,300	14.7	6,450	9.2
Fiscal Year 2003							
080103829	C&TSRRC	Chama	1,000	40,000	40.0	313	0.3
080103785	Roswell City of	Roswell	1,500	200	0.1	145	0.1
NEW YORK							
Fiscal Year 2002							
010107615	Essex County IDA	Elizabethtown	3,000	6,000	2.0	2,700	0.9
010107591	Montgomery Cnty IDA	Fonda	1,663	175,000	105.2	87,483	52.6
010107695	Tioga County I D A	Nichols	1,000	372,000	372.0	30,000	30.0
NORTH CAROLINA							
Fiscal Year 2002							
040105022	Nash County	Nashville	1,500	100,000	66.7	72,554	48.4
040105044	Northampton County	Jackson	763	75,350	98.8	50,669	66.5
040105081	Pembroke, Town of	Pembroke	900	12,800	14.2	5,475	6.1
040105042	Pender County	Longwood	552	6,000	10.9	5,700	10.3
040105053	Reidsville	Reidsville	1,000	6,000	6.0	7,500	7.5
047905099	Washington, City of	Washington	1,500	4,000	2.7	597	0.4
Fiscal Year 2003							
040105215	Beaufort Co Committee	Washington	356	13,839	38.9	9,905	27.8
040105248	Columbus County	Whiteville	860	50,800	59.1	854	1.0
040105322	NC Wesleyan College	Rocky Mount	1,315	53,000	40.3	952	0.7
040105167	Spruce Pine Town of	Spruce Pine	1,000	14,500	14.5	300	0.3
047905330	Laurinburg, City of	Laurinburg	350	3,375	9.6	265	0.8

Realized Private Sector Investment Reported for FY 02 and 03 Approvals

Construction and RLF Investments by State

Discounted Three-year data

Project #	Grantee	Location	EDA\$ (\$000)	Projected Priv Inv (\$000)	Projected Priv Inv Ratio	Realized Priv Inv (\$000)	Realized Priv Inv Ratio
NORTH DAKOTA							
Fiscal Year 2002							
050103676	Rugby City of	Rugby	189	2,000	10.6	1,500	7.9
057903737	Wahpeton	Wahpeton	1,263	20,000	15.8	7,950	6.3
OHIO							
Fiscal Year 2002							
060104743	Bellevue City of	Bellevue	1,671	6,000	3.6	4,270	2.6
060104689	Celina City of	Celina	889	900	1.0	10,217	11.5
060104632	Dayton City of	Dayton	608	1,625	2.7	24,000	39.5
060104669	Lawrence Econ Dev Corp	South Point	1,570	20,000	12.7	349	0.2
060104674	Mahoning County of	Youngstown	1,800	500	0.3	750	0.4
060104716	Newcomerstown Village of	Newcomerstown	1,500	20,340	13.6	247	0.2
060104598	Trumbull County	Warren	564	94	0.2	1,849	3.3
OKLAHOMA							
Fiscal Year 2002							
080103669	Muskogee City-Cnty Port	Muskogee	1,000	58,000	58.0	6,256	6.3
080103678	OTRP	Stillwater	1,250	20,000	16.0	2,813	2.3
080103739	Tahlequah Ind. Auth.	Tahlequah	500	18,000	36.0	8,486	17.0
Fiscal Year 2003							
080103781	Broken Bow City of	Broken Bow	1,200	125,000	104.2	135,000	112.5
080103784	City of Durant	Durant	1,500	65,000	43.3	59,431	39.6
OREGON							
Fiscal Year 2002							
070105197	Klamath Falls, City of	Klamath Falls	950	21,000	22.1	2,612	2.7
070105162	The Dalles, City of	The Dalles	2,000	50,000	25.0	6,353	3.2
PENNSYLVANIA							
Fiscal Year 2002							
010107676	Capital Region EDC	Carlisle	685	3,000	4.4	18	0.0
Fiscal Year 2003							
010107792	Altoona-Blair CDC	Altoona	510	30,000	58.8	507	1.0
010107828	Bristol Borough	Bristol	2,100	18,000	8.6	8,356	4.0
010107704	Centre County IDC	State College	1,210	50,000	41.3	3,759	3.1
010107666	Lancaster City of	Lancaster	1,200	10,000	8.3	233	0.2
010107804	Pottsville Redev. Auth.	Pottsville	400	6,000	15.0	405	1.0
RHODE ISLAND							
Fiscal Year 2002							
010107646	Newport City of	Newport	1,000	21,000	21.0	11,983	12.0

Realized Private Sector Investment Reported for FY 02 and 03 Approvals

Construction and RLF Investments by State

Discounted Three-year data

Project #	Grantee	Location	EDA\$ (\$000)	Projected Priv Inv (\$000)	Projected Priv Inv Ratio	Realized Priv Inv (\$000)	Realized Priv Inv Ratio
SOUTH CAROLINA							
Fiscal Year 2002							
040105025	Sumter City of	Sumter	1,500	141,000	94.0	47,250	31.5
040105024	York	York	1,000	19,000	19.0	26,475	26.5
Fiscal Year 2003							
040105201	Lugoff Water District	Lugoff	1,500	85,000	56.7	32,250	21.5
040105211	Rock Hill, City of	Rock Hill	1,500	81,000	54.0	29,250	19.5
TENNESSEE							
Fiscal Year 2002							
040105088	City of Athens	Athens	650	120,000	184.6	90,000	138.5
040105033	City of Paris	Paris	683	2,700	4.0	758	1.1
040105092	Hamilton County	Chattanooga	1,500	1,750	1.2	5,625	3.8
040104985	IDB of Jackson County	Gainesboro	1,200	2,900	2.4	1,260	1.0
04010441801	MISI	Memphis	419			55	0.1
040105071	Roane County	Kingston	750	15,000	20.0	14,850	19.8
Fiscal Year 2003							
040105275	Dickson County	Charlotte	435	23,900	54.9	10,500	24.1
040105302	JEA	Jackson	1,000	124,000	124.0	57,750	57.8
040105217	Loudon	Loudon	1,500	101,000	67.3	52,500	35.0
040105338	Macon County	Red Boiling Springs	1,000	100,000	100.0	84,375	84.4
TEXAS							
Fiscal Year 2002							
080103733	Commerce City of	Commerce	300	37,000	123.3	27,300	91.0
Fiscal Year 2003							
080103772	Driscoll Children's Hosp	McAllen	1,600	14,100	8.8	444	0.3
080103846	S Texas Cmty Action Cnl	Rio Grande City	1,000	20,000	20.0	86	0.1
080103834	Univ of TX at Arlington	Arlington	1,400	400	0.3	1,919	1.4
087903857	Mathis City of	Mathis	394	1,250	3.2	750	1.9
087903837	UT-Health Science Ctr-SA	San Antonio	1,600	28,000	17.5	51	0.0
UTAH							
Fiscal Year 2002							
050103734	Box Elder County	Corinne	1,000	2,000	2.0	19,500	19.5
Fiscal Year 2003							
050103903	Ogden City Corporation	Ogden	2,050	15,000	7.3	2,237	1.1
VIRGINIA							
Fiscal Year 2003							
017907886	BVUB	Lebanon	1,655	40,000	24.2	15,000	9.1

Realized Private Sector Investment Reported for FY 02 and 03 Approvals

Construction and RLF Investments by State

Discounted Three-year data

Project #	Grantee	Location	EDA\$ (\$000)	Projected Priv Inv (\$000)	Projected Priv Inv Ratio	Realized Priv Inv (\$000)	Realized Priv Inv Ratio
WEST VIRGINIA							
Fiscal Year 2003							
010107873	Hinton	Hinton	1,100	5,000	4.5	750	0.7
010107854	Raleigh County	Beckley	1,100	10,000	9.1	3,600	3.3
010107895	Weirton City of	Weirton	891	4,275	4.8	188	0.2
010107803	Wheeling Park Commission	Wheeling	1,500	10,000	6.7	1,075	0.7
WISCONSIN							
Fiscal Year 2002							
060104721	Benton Village of	Benton	833	19,100	22.9	83	0.1
060104748	Madison Town of	Madison	1,500	105,000	70.0	19,406	12.9
060104657	Shawano City of	Shawano	808	6,000	7.4	4,319	5.3
060104673	Stanley City of	Stanley	661	27,000	40.9	41,700	63.1
Fiscal Year 2003							
060104859	Eagle River City of	Eagle River	2,119	5,940	2.8	826	0.4
067904786	Ladysmith City of	Ladysmith	908	9,900	10.9	28	0.0
WYOMING							
Fiscal Year 2002							
05010314701	Prairieview/Champion	Gillette	260	3,000	11.5	739	2.8
Fiscal Year 2003							
050103817	Gillette City of	Gillette	150	6,000	40.0	6,000	40.0



AMERICAN JOBS ★ AMERICAN VALUES