



Monthly Treasury Statement

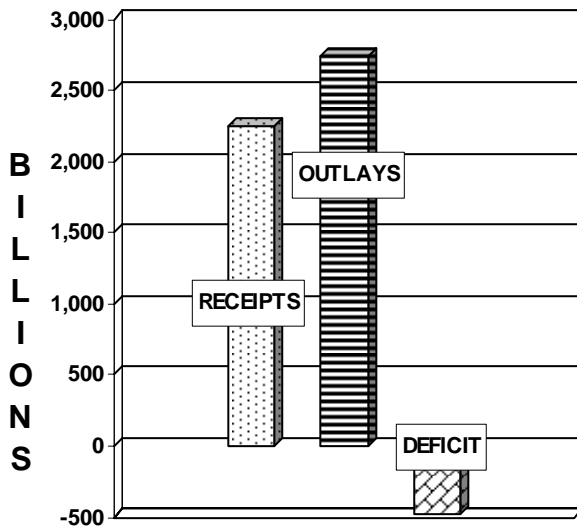
of Receipts and Outlays
of the United States Government

For Fiscal Year 2008 Through **August 31, 2008**, and Other Periods

Highlight

The interest on Treasury debt securities is \$30 billion, which is 11.1 percent of the total current month Federal Outlays.

RECEIPTS, OUTLAYS, AND SURPLUS/DEFICIT THROUGH AUGUST 2008



Contents

Summary, page 2
Receipts, page 6
Outlays, page 7
Means of financing, page 20
Receipts/outlays by month, page 28
Federal trust funds/securities, page 30
Receipts by source/outlays by function, page 30
Explanatory notes, page 31

Compiled and Published by

Department of the Treasury
Financial Management Service



Introduction

The *Monthly Treasury Statement of Receipts and Outlays of the United States Government (MTS)* is prepared by the Financial Management Service, Department of the Treasury, and, after approval by the Fiscal Assistant Secretary of the Treasury; is normally released on the 8th workday of the month following the reporting month. The publication is based on data provided by Federal entities, disbursing officers, and Federal Reserve banks.

AUDIENCE

The *MTS* is published to meet the needs of those responsible for or interested in the cash position of the Treasury, those who are responsible or interested in the Government's budget results; and individuals and businesses whose operations depend upon or are related to the Government's financial operations.

DISCLOSURE STATEMENT

This statement summarizes the financial activities of the Federal Government and off-budget Federal entities conducted in accordance with the Budget of the U.S. Government, i.e. receipts and outlays of funds, the surplus or deficit, and the means of financing the deficit or disposing of the surplus. Information is presented on a modified cash basis. Receipts are accounted for on the basis of collections; refunds of receipts are treated as deductions from gross receipts; revolving and

management fund receipts, reimbursements and refunds of monies previously expended are treated as deductions from gross outlays; and interest on the public debt (public issues) is recognized on the accrual basis. Major information sources include accounting data reported by Federal entities, disbursing officers, and Federal Reserve banks.

TRIAD OF PUBLICATIONS

The *MTS* is part of a triad of Treasury financial reports. The *Daily Treasury Statement* is published each working day of the Federal Government. It provides data on the cash and debt operations of the Treasury based upon reporting of the Treasury account balances by Federal Reserve banks. The *MTS* is a report of Government receipts and outlays, based on agency reporting. The *Combined Statement of Receipts, Outlays, and Balances of the United States Government* is the official publication of the detailed receipts and outlays of the Government. It is published annually in accordance with legislative mandates given to the Secretary of the Treasury.

DATA SOURCES AND INFORMATION

The Explanatory Notes section of this publication provides information concerning the flow of data into the *MTS* and sources of information relevant to the *MTS*.

Table 1. Summary of Receipts, Outlays, and the Deficit/Surplus of the U.S. Government, Fiscal Years 2007 and 2008, by Month

Period	[\$ millions]		
	Receipts	Outlays	Deficit/Surplus (-)
FY 2007			
October.....	167,693	217,014	49,321
November.....	145,866	218,907	73,042
December.....	259,969	218,007	-41,961
January.....	260,609	222,372	-38,236
February.....	120,312	240,305	119,993
March.....	166,490	262,761	96,270
April.....	383,641	205,967	-177,674
May.....	164,239	231,937	67,699
June.....	276,517	249,036	-27,481
July.....	170,439	206,886	36,447
August.....	166,545	283,518	116,973
September.....	285,354	172,488	-112,866
Year-to-Date.....	12,567,672	12,729,199	161,527
FY 2008			
October.....	178,175	235,014	56,838
November.....	151,055	249,293	98,238
December.....	276,982	228,721	-48,261
January.....	255,217	237,379	-17,839
February.....	105,723	281,287	175,563
March.....	178,816	227,028	48,212
April.....	403,751	244,469	-159,282
May.....	124,272	290,199	165,927
June.....	259,912	209,188	-50,725
July.....	160,494	263,261	102,767
August.....	157,016	268,930	111,914
Year-to-Date.....	2,251,414	2,734,768	483,354

¹The receipt, outlay and deficit figures differ from the *FY 2009 Budget*, released by the Office of Management and Budget on February 4, 2008. The deficit figure differs by -\$475 million, due mainly to revisions in the data following the release of the Final Monthly Treasury Statement.

Note: Details may not add to totals due to rounding.

Table 2. Summary of Budget and Off-Budget Results and Financing of the U.S. Government, August 2008 and Other Periods

Classification	[\$ millions]				
	This Month	Current Fiscal Year to Date	Budget Estimates Full Fiscal Year ¹	Prior Fiscal Year to Date (2007)	Budget Estimates Next Fiscal Year (2009) ¹
Total On-Budget and Off-Budget Results:					
Total Receipts.....	157,016	2,251,414	2,552,940	2,282,318	2,651,363
On-Budget Receipts.....	106,449	1,647,452	1,896,112	1,701,251	1,968,990
Off-Budget Receipts.....	50,567	603,962	656,828	581,067	682,373
Total Outlays.....	268,930	2,734,768	2,942,377	2,556,711	3,133,202
On-Budget Outlays.....	218,692	2,316,970	2,469,773	2,129,083	2,631,725
Off-Budget Outlays.....	50,237	417,798	472,604	427,628	501,477
Total Surplus (+) or Deficit (-).....	-111,914	-483,354	-389,437	-274,393	-481,839
On-Budget Surplus (+) or Deficit (-).....	-112,243	-669,518	-573,661	-427,832	-662,735
Off-Budget Surplus (+) or Deficit (-).....	+330	+186,164	+184,224	+153,439	+180,896
Total On-Budget and Off-Budget Financing.....	111,914	483,354	389,437	274,393	481,839
Means of Financing:					
Borrowing from the Public.....	75,012	432,835	385,376	252,889	537,707
Reduction of Operating Cash, Increase (-).....	54,683	68,364	25,237	42,682
By Other Means.....	-17,781	-17,845	-21,173	-21,178	-55,868

¹These estimates are based on the Mid-Session Review of the *FY 2009 Budget*, released by the Office of Management and Budget on July 28, 2008.

... No Transactions
Note: Details may not add to totals due to rounding.

Figure 1. Monthly Receipts, Outlays, and Budget Deficit/Surplus of the U.S. Government, Fiscal Years 2007 and 2008

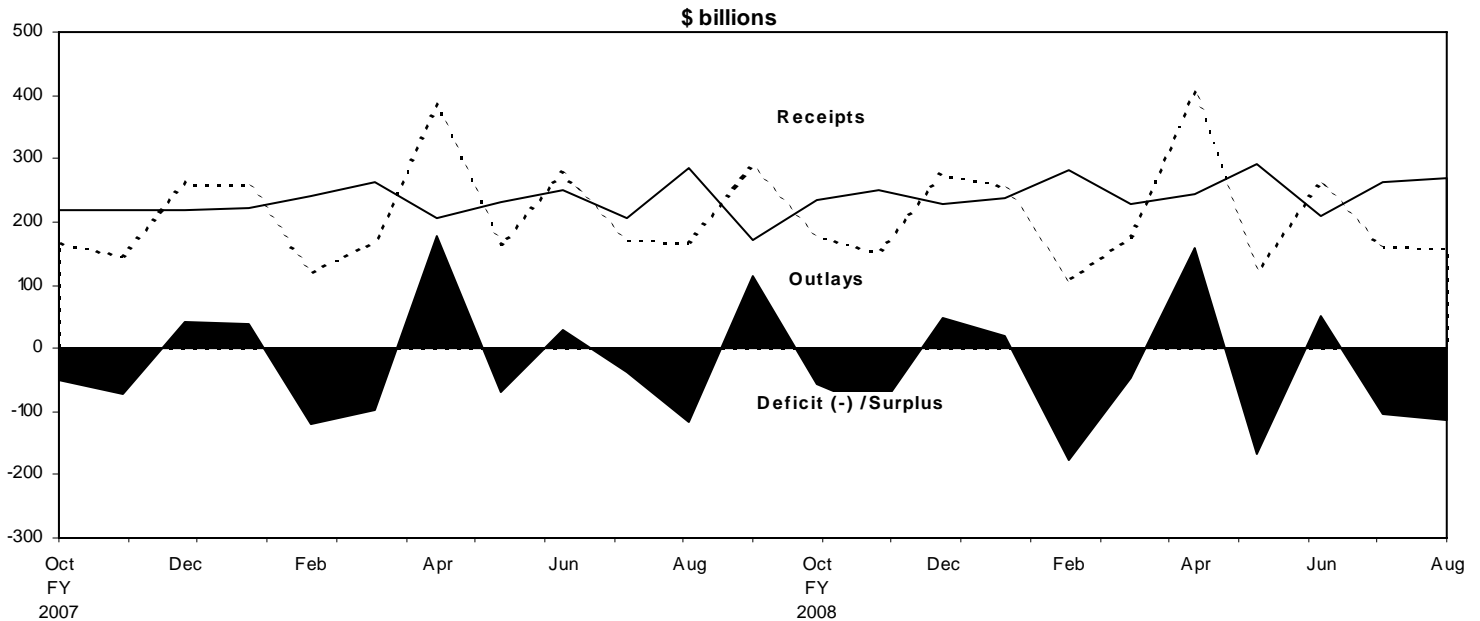


Figure 2. Monthly Receipts of the U.S. Government, by Source, Fiscal Years 2007 and 2008

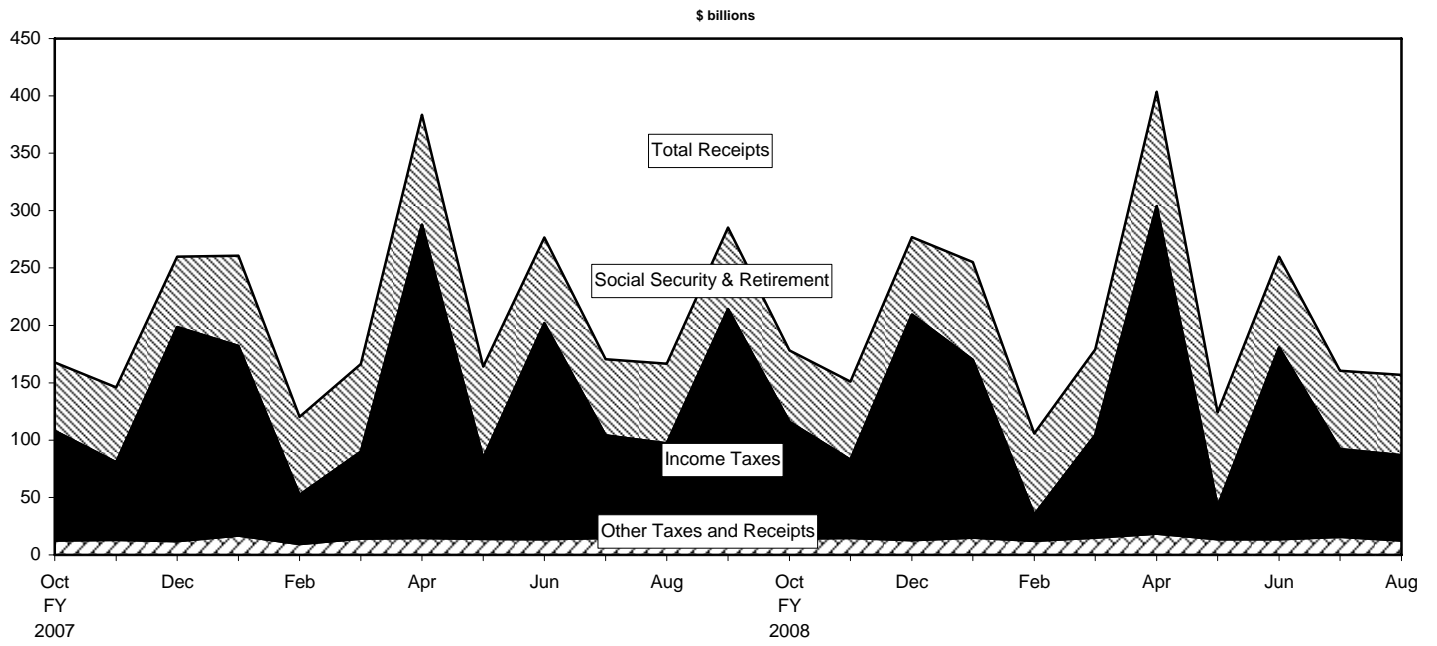


Figure 3. Monthly Outlays of the U.S. Government, by Function, Fiscal Years 2007 and 2008

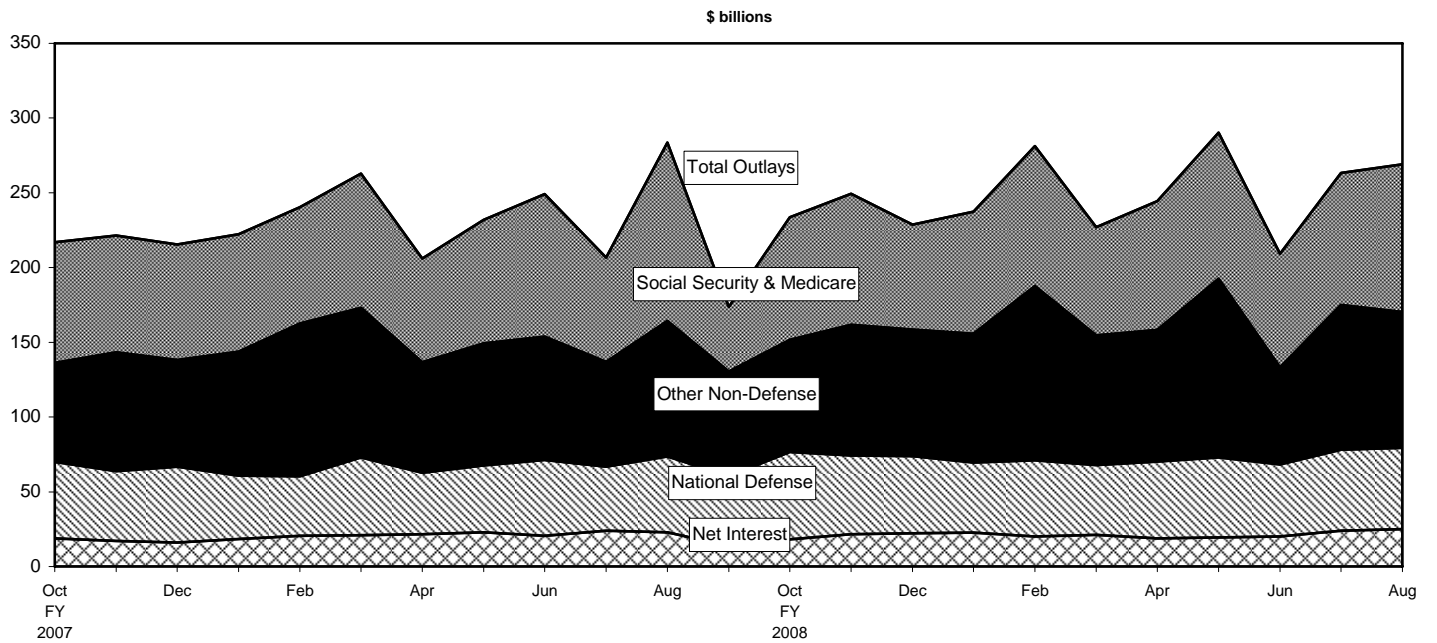


Table 3. Summary of Receipts and Outlays of the U.S. Government, August 2008 and Other Periods

Classification	[\$ millions]			
	This Month	Current Fiscal Year to Date	Comparable Prior Period Year to Date	Budget Estimates Full Fiscal Year ¹
Budget Receipts				
Individual Income Taxes	70,263	1,014,151	1,042,316	1,168,991
Corporation Income Taxes.....	3,917	250,715	293,521	309,255
Social Insurance and Retirement Receipts:				
Employment and General Retirement (Off-Budget)	50,567	603,962	581,067	656,828
Employment and General Retirement (On-Budget)	14,873	181,189	172,453	198,032
Unemployment Insurance.....	4,487	39,535	40,865	41,577
Other Retirement	320	3,838	3,926	4,720
Excise Taxes	5,384	59,650	57,530	68,090
Estate and Gift Taxes	1,851	26,801	23,883	28,426
Customs Duties	2,226	25,085	23,687	27,709
Miscellaneous Receipts.....	3,128	46,489	43,070	49,312
Total Receipts	157,016	2,251,414	2,282,318	2,552,940
(On-Budget).....	106,449	1,647,452	1,701,251	1,896,112
(Off-Budget).....	50,567	603,962	581,067	656,828
Budget Outlays				
Legislative Branch	345	4,040	3,986	4,588
Judicial Branch	529	5,794	5,527	6,161
Department of Agriculture	6,872	84,515	78,402	93,427
Department of Commerce.....	719	7,055	5,924	8,323
Department of Defense-Military	51,647	542,656	485,861	582,218
Department of Education	4,630	60,408	60,636	67,643
Department of Energy.....	553	16,882	17,905	21,528
Department of Health and Human Services.....	71,118	653,924	627,331	706,401
Department of Homeland Security.....	3,388	36,515	35,888	39,513
Department of Housing and Urban Development	3,536	45,675	41,681	50,476
Department of the Interior	437	8,876	9,531	10,888
Department of Justice.....	1,993	24,248	22,114	25,933
Department of Labor.....	5,863	53,313	44,043	61,252
Department of State.....	1,892	16,159	12,265	19,084
Department of Transportation.....	6,169	58,064	55,241	67,687
Department of the Treasury:				
Interest on Treasury Debt Securities (Gross).....	29,937	431,271	410,791	441,028
Other	1,806	103,436	65,935	95,607
Department of Veterans Affairs.....	10,236	80,499	69,465	85,824
Corps of Engineers.....	500	4,590	3,458	6,622
Other Defense Civil Programs	3,074	41,909	42,945	48,974
Environmental Protection Agency.....	697	7,244	7,583	7,541
Executive Office of the President.....	272	1,301	2,821	1,779
General Services Administration.....	-97	376	160	357
International Assistance Program	542	9,121	12,603	12,441
National Aeronautics and Space Administration	1,446	15,962	14,089	17,321
National Science Foundation.....	609	5,277	5,031	6,266
Office of Personnel Management	6,206	63,993	58,211	64,581
Small Business Administration.....	89	453	1,088	736
Social Security Administration	58,821	605,668	600,449	657,096
Other Independent Agencies	3,528	33,636	11,737	25,696
Undistributed Offsetting Receipts:				
Interest.....	-3,114	-190,507	-177,868	-194,448
Other	-5,315	-97,583	-78,122	-100,166
Total Outlays	268,930	2,734,768	2,556,711	2,942,377
(On-Budget).....	218,692	2,316,970	2,129,083	2,469,773
(Off-Budget).....	50,237	417,798	427,628	472,604
Surplus (+) or Deficit (-).....	-111,914	-483,354	-274,393	-389,437
(On-Budget).....	-112,243	-669,518	-427,832	-573,661
(Off-Budget).....	+330	+186,164	+153,439	+184,224

¹These estimates are based on the Mid-Session Review of the *FY 2009 Budget*, released by the Office of Management and Budget on July 28, 2008.

Note: Details may not add to totals due to rounding.

Table 4. Receipts of the U.S. Government, August 2008 and Other Periods

[\$ millions]

Classification	This Month			Current Fiscal Year to Date			Prior Fiscal Year to Date		
	Gross Receipts	Refunds (Deduct)	Receipts	Gross Receipts	Refunds (Deduct)	Receipts	Gross Receipts	Refunds (Deduct)	Receipts
Individual Income Taxes:									
Withheld.....	70,653			894,159			865,267		
Presidential Election Campaign Fund.....	(**)			49			49		
Other.....	4,611			396,261			377,176		
Total--Individual Income Taxes.....	75,264	5,001	70,263	1,290,470	276,319	1,014,151	1,242,493	200,176	1,042,316
Corporation Income Taxes.....									
	5,466	1,549	3,917	295,756	45,041	250,715	317,641	24,121	293,521
Social Insurance and Retirement Receipts:									
Employment and General Retirement:									
Federal Old-Age and Survivors Ins. Trust Fund:									
Federal Insurance Contributions Act Taxes.....	42,671		42,671	493,388		493,388	473,513		473,513
Self-Employment Contributions Act Taxes.....	555		555	26,692		26,692	25,476		25,476
Adjustments Attributable to Prior Years.....				-3,793		-3,793	-2,269		-2,269
Total--FOASI Trust Fund.....	43,226		43,226	516,287		516,287	496,720		496,720
Federal Disability Insurance Trust Fund:									
Federal Insurance Contributions Act Taxes.....	7,247		7,247	83,784		83,784	80,408		80,408
Self-Employment Contributions Act Taxes.....	94		94	4,533		4,533	4,326		4,326
Adjustments Attributable to Prior Years.....				-643		-643	-387		-387
Total--FDI Trust Fund.....	7,341		7,341	87,674		87,674	84,347		84,347
Federal Hospital Insurance Trust Fund:									
Federal Insurance Contributions Act Taxes.....	14,244		14,244	165,159		165,159	157,965		157,965
Self-Employment Contributions Act Taxes.....	240		240	11,631		11,631	10,875		10,875
Receipts from Railroad Retirement Board.....				494		494	455		455
Adjustments Attributable to Prior Years.....				-69		-69	-770		-770
Total--FHI Trust Fund.....	14,484		14,484	177,215		177,215	168,525		168,525
Railroad Retirement:									
Rail Pension and Supplemental Annuity.....	179	(**)	179	2,188	5	2,183	2,178	1	2,177
Social Security Equivalent Account.....	210	(**)	210	1,797	7	1,791	1,753	1	1,751
Total--Employment and General Retirement.....	65,440	(**)	65,440	785,162	12	785,150	753,523	3	753,520
Unemployment Insurance:									
Deposits by States.....	4,411		4,411	32,239		32,239	33,498		33,498
Federal Unemployment Tax Act Taxes.....	87	13	74	7,308	106	7,202	7,390	113	7,277
Railroad Unemployment Taxes.....	1		1	94		94	90		90
Total--Unemployment Insurance.....	4,500	13	4,487	39,640	106	39,535	40,979	113	40,865
Other Retirement:									
Federal Employees Retirement - Employee Share.....	316		316	3,798		3,798	3,881		3,881
Non-Federal Employees Retirement.....	4		4	40		40	45		45
Total--Other Retirement.....	320		320	3,838		3,838	3,926		3,926
Total--Social Insurance and Retirement Receipts.....	70,260	13	70,247	828,641	118	828,523	798,428	116	798,311
Excise Taxes:									
Miscellaneous Excise Taxes.....	1,955	134	1,821	19,227	1,313	17,915	18,757	4,936	13,821
Airport and Airway Trust Fund.....	1,143	12	1,131	10,284	51	10,234	9,862	54	9,808
Highway Trust Fund.....	2,689	289	2,400	31,867	918	30,949	34,206	861	33,346
Black Lung Disability Trust Fund.....	32		32	553		553	555		555
Total--Excise Taxes.....	5,818	434	5,384	61,932	2,282	59,650	63,380	5,850	57,530
Estate and Gift Taxes.....	1,930	79	1,851	27,684	883	26,801	24,759	877	23,883
Customs Duties.....	2,306	80	2,226	25,952	867	25,085	25,149	1,462	23,687
Miscellaneous Receipts:									
Deposits of Earnings by Federal Reserve Banks.....	1,233		1,233	31,681		31,681	29,308		29,308
Universal Service Fund.....	779		779	7,636		7,636	6,799		6,799
All Other.....	1,117	1	1,116	7,218	46	7,172	6,988	24	6,964
Total -- Miscellaneous Receipts.....	3,128	1	3,128	46,535	46	46,489	43,094	24	43,070
Total -- Receipts.....	164,173	7,157	157,016	2,576,970	325,556	2,251,414	2,514,944	232,626	2,282,318
Total -- On-Budget.....	113,606	7,157	106,449	1,973,008	325,556	1,647,452	1,933,877	232,626	1,701,251
Total -- Off-Budget.....	50,567		50,567	603,962		603,962	581,067		581,067

... No Transactions

(**) Less than \$500,000

Note: Details may not add to totals due to rounding.

Table 5. Outlays of the U.S. Government, August 2008 and Other Periods

Classification	[\$ millions]								
	This Month			Current Fiscal Year to Date			Prior Fiscal Year to Date		
	Gross Outlays	Applicable Receipts	Outlays	Gross Outlays	Applicable Receipts	Outlays	Gross Outlays	Applicable Receipts	Outlays
Legislative Branch:									
Senate	73	(**)	72	756	2	754	730	2	728
House of Representatives.....	110	(**)	110	1,215	1	1,214	1,122	1	1,121
Joint Items	2	2	20	20	15	15
Capitol Police.....	23	23	255	255	255	255
Congressional Budget Office	3	3	34	34	33	33
Architect of the Capitol.....	33	1	33	445	10	435	459	9	449
Library of Congress	47	1	46	728	9	719	832	10	823
Government Printing Office.....	8	8	95	95	103	103
Government Accountability Office.....	39	39	451	451	435	435
United States Tax Court.....	3	3	42	42	39	39
Other Legislative Branch Agencies	4	4	47	47	55	55
Proprietary Receipts from the Public.....	(**)	(**)	-5	5	4	-4
Intrabudgetary Transactions	2	2	-31	-31	-66	-66
Total--Legislative Branch	347	2	345	4,058	17	4,040	4,012	26	3,986
Judicial Branch:									
Supreme Court of the United States	7	7	78	78	69	69
Courts of Appeals, District Courts, and Other Judicial Services	516	516	5,928	5,928	5,543	5,543
Other	23	23	252	252	258	258
Proprietary Receipts from the Public.....	11	-11	59	-59	102	-102
Intrabudgetary Transactions	-7	-7	-405	-405	-240	-240
Total--Judicial Branch	540	11	529	5,853	59	5,794	5,630	102	5,527
Department of Agriculture:									
Agricultural Research Service.....	100	100	1,204	1,204	1,212	1,212
Cooperative State Research, Education, and Extension Service:									
Research and Education Activities.....	52	52	585	585	569	569
Extension Activities.....	29	29	394	394	392	392
Other	6	6	54	54	58	58
Animal and Plant Health Inspection Service	116	116	1,100	1,100	1,033	1,033
Food Safety and Inspection Service	76	76	841	841	760	760
Agricultural Marketing Service	110	110	880	880	924	924
Risk Management Agency:									
Administrative and Operating Expenses	8	8	69	69	69	69
Federal Crop Insurance Corporation Fund.....	925	(**)	925	5,742	2,068	3,674	4,454	1,345	3,109
Farm Service Agency:									
Salaries and Expenses	117	117	1,021	1,021	939	939
Commodity Credit Corporation	-1,704	1,281	-2,985	18,196	12,556	5,640	23,545	13,543	10,003
Tobacco Trust Fund.....	1	1	914	914	877	877
Agricultural Credit Insurance Fund.....	13	13	(**)	596	349	246	555	377	179
Other	31	31	2,407	2,407	78	78
Total--Farm Service Agency	-1,542	1,294	-2,836	23,134	12,905	10,229	25,995	13,920	12,075
Natural Resources Conservation Service:									
Conservation Operations	70	70	762	762	775	775
Farm Security and Rural Investment Programs	125	125	1,578	1,578	1,351	1,351
Other	16	16	253	253	362	362
Rural Development	147	147	843	843	768	768
Rural Housing Service:									
Rural Housing Insurance Fund	183	86	98	849	870	-21	685	947	-263
Rental Assistance Program	77	77	849	849	814	814
Other	10	10	102	102	106	106
Rural Utilities Service:									
Rural Electrification and Telecommunications Fund	1	56	-55	661	2,335	-1,674	718	2,706	-1,987
Other	3	19	-16	62	209	-147	71	230	-159
Foreign Agricultural Service.....	2,921	2,921	3,836	3,836	2,031	2,031
Food and Nutrition Service:									
Food Stamp Program	3,351	3,351	35,655	35,655	32,005	32,005
Child Nutrition Programs.....	416	416	13,327	13,327	12,514	12,514
Special Supplemental Nutrition Program For Women, Infants, and Children (WIC)	540	540	5,679	5,679	4,953	4,953
Other	22	22	346	346	310	310
Total--Food and Nutrition Service	4,329	4,329	55,008	55,008	49,783	49,783
Forest Service:									
National Forest System.....	123	123	1,344	1,344	1,288	1,288
Wildland Fire Management	407	407	2,136	2,136	1,989	1,989
Forest Service Permanent Appropriations	24	24	580	580	579	579
Other	135	135	1,245	1,245	1,265	1,265
Total--Forest Service	689	689	5,304	5,304	5,121	5,121
Other	67	3	64	817	46	771	805	38	767
Proprietary Receipts from the Public.....	160	-160	1,993	-1,993	1,194	-1,194
Intrabudgetary Transactions	-28	-28	15	15	-74	-74
Total--Department of Agriculture.....	8,490	1,619	6,872	104,942	20,427	84,515	98,782	20,379	78,402

Table 5. Outlays of the U.S. Government, August 2008 and Other Periods

Classification	[\$ millions]								
	This Month			Current Fiscal Year to Date			Prior Fiscal Year to Date		
	Gross Outlays	Applicable Receipts	Outlays	Gross Outlays	Applicable Receipts	Outlays	Gross Outlays	Applicable Receipts	Outlays
Department of Commerce:									
Economic Development Administration	18	(**)	18	253	1	252	248	3	245
Bureau of the Census	105	105	1,072	1,072	842	842
International Trade Administration	33	33	387	387	378	378
National Oceanic and Atmospheric Administration	364	(**)	364	3,887	14	3,873	3,515	8	3,507
National Institute of Standards and Technology	60	60	696	696	617	617
National Telecommunication and Information Administration	92	92	478	478	43	43
Other	42	2	41	330	19	311	307	26	281
Proprietary Receipts from the Public	-7	7	14	-14	-10	10
Intrabudgetary Transactions	-1	-1	(**)	(**)	(**)	(**)
Total--Department of Commerce	714	-4	719	7,103	48	7,055	5,950	27	5,924
Department of Defense--Military:									
Military Personnel:									
Department of the Army	7,166	7,166	58,258	58,258	51,653	51,653
Department of the Navy	4,144	4,144	40,260	40,260	37,550	37,550
Department of the Air Force	3,484	3,484	30,415	30,415	29,072	29,072
Defense Agencies	2,776	2,776	2,452	2,452
Total--Military Personnel	14,794	14,794	131,710	131,710	120,727	120,727
Operation and Maintenance:									
Department of the Army	7,673	7,673	84,864	84,864	71,900	71,900
Department of the Navy	4,261	4,261	44,550	44,550	39,999	39,999
Department of the Air Force	4,256	4,256	44,894	44,894	41,524	41,524
Defense Agencies	4,649	4,649	46,777	46,777	43,044	43,044
Total--Operation and Maintenance	20,840	20,840	221,085	221,085	196,467	196,467
International Reconstruction and Other Assistance:									
Department of the Army	1	1	26	26	27	27
Procurement:									
Department of the Army	3,552	3,552	35,366	35,366	25,850	25,850
Department of the Navy	2,959	2,959	34,356	34,356	29,876	29,876
Department of the Air Force	2,367	2,367	30,354	30,354	31,313	31,313
Defense Agencies	541	541	4,856	4,856	3,837	3,837
Total--Procurement	9,418	9,418	104,932	104,932	90,876	90,876
Research, Development, Test, and Evaluation:									
Department of the Army	1,053	1,053	10,491	10,491	10,512	10,512
Department of the Navy	1,589	1,589	16,836	16,836	17,105	17,105
Department of the Air Force	1,496	1,496	22,902	22,902	21,455	21,455
Defense Agencies	1,836	1,836	18,773	18,773	18,358	18,358
Total--Research, Development, Test, and Evaluation	5,974	5,974	69,002	69,002	67,431	67,431
Military Construction:									
Department of the Army	318	318	2,841	2,841	2,580	2,580
Department of the Navy	133	133	1,314	1,314	1,159	1,159
Department of the Air Force	117	117	1,303	1,303	1,310	1,310
Defense Agencies	640	640	4,923	4,923	2,212	2,212
Total--Military Construction	1,208	1,208	10,381	10,381	7,261	7,261
Family Housing:									
Department of the Army	107	107	1,043	1,043	1,046	1,046
Department of the Navy	58	58	488	488	586	586
Department of the Air Force	107	107	1,238	1,238	1,140	1,140
Defense Agencies	4	4	404	(**)	404	330	(**)	330
Revolving and Management Funds:									
Department of the Army	(**)	(**)	12	12
Department of the Navy	140	140	1,429	1,429	1,380	1,380
Defense Agencies:									
Working Capital Fund	-472	-472	3,089	3,089	257	257
Other	69	69	-101	(**)	-101	-325	-325
Other	-1	-1	34	34	34	34
Trust Funds:									
Department of the Army	1	1	7	7	6	6
Department of the Navy	1	1	19	19	19	19
Department of the Air Force	1	(**)	1	12	6	5	12	10	2
Defense Agencies	23	23	186	186	198	198
Proprietary Receipts from the Public:									
Department of the Army	706	-706	1,118	-1,118	-234	234
Department of the Navy	31	-31	94	-94	203	-203
Department of the Air Force	9	-9	64	-64	27	-27
Defense Agencies	-6	6	924	-924	1,482	-1,482
Intrabudgetary Transactions:									
Department of the Army	14	14	10	10	40	40
Department of the Navy	(**)	(**)	-11	-11	-41	-41
Department of the Air Force	113	113	-56	-56	13	13
Defense Agencies	-12	-12	-55	-55	-138	-138
Offsetting Governmental Receipts:									
Department of the Army	1	-1	9	-9	7	-7
Defense Agencies	(**)	(**)	(**)	(**)	(**)	(**)
Total--Department of Defense--Military	52,388	741	51,647	544,872	2,216	542,656	487,355	1,494	485,861

Table 5. Outlays of the U.S. Government, August 2008 and Other Periods

Classification	[\$ millions]								
	This Month			Current Fiscal Year to Date			Prior Fiscal Year to Date		
	Gross Outlays	Applicable Receipts	Outlays	Gross Outlays	Applicable Receipts	Outlays	Gross Outlays	Applicable Receipts	Outlays
Department of Education:									
Office of Elementary and Secondary Education:									
Education for the Disadvantaged.....	1,377	1,377	13,972	13,972	13,378	13,378
Impact Aid.....	5	5	1,241	1,241	1,159	1,159
School Improvement Programs.....	445	445	4,858	4,858	5,080	5,080
Other.....	10	10	110	110	110	110
Total--Office of Elementary and Secondary Education.....	1,837	1,837	20,181	20,181	19,726	19,726
Office of Innovation and Improvement.....	70	70	805	805	782	782
Office of Safe and Drug-Free Schools.....	60	60	673	673	702	702
Office of English Language Acquisition.....	48	48	573	573	611	611
Office of Special Education and Rehabilitative Services:									
Special Education.....	687	687	11,548	11,548	11,047	11,047
Rehabilitation Services and Disability Research.....	221	221	2,966	2,966	2,892	2,892
Special Institutions for Persons with Disabilities.....	14	14	187	187	181	181
Office of Vocational and Adult Education.....	156	156	1,769	1,769	1,805	1,805
Office of Postsecondary Education:									
Higher Education.....	176	176	1,830	1,830	1,773	1,773
Other.....	19	1	18	240	17	223	549	25	524
Total--Office of Postsecondary Education.....	195	1	194	2,070	17	2,053	2,322	25	2,297
Office of Federal Student Aid:									
Student Financial Assistance.....	1,756	1,756	14,223	14,223	12,503	12,503
Academic Competitiveness-Smart Grant Program.....	21	21	465	465	404	404
Student Aid Administration.....	61	61	609	609	372	372
Federal Student Loan Reserve Fund.....	-483	-483	-793	-793
Federal Direct Student Loans.....	-251	-251	5,333	5,333	5,384	5,384
Federal Family Education Loans.....	-349	-349	3,995	3,995	6,245	6,245
Total--Federal Student Aid.....	1,238	1,238	24,142	24,142	24,115	24,115
Institute of Education Sciences.....	40	40	420	420	404	404
Hurricane Education Recovery.....	13	13	175	175	401	401
Other.....	56	56	529	529	513	513
Proprietary Receipts from the Public.....	-4	4	5,628	-5,628	4,847	-4,847
Intrabudgetary Transactions.....	-8	-8	15	15	6	6
Total--Department of Education.....	4,628	-3	4,630	66,052	5,645	60,408	65,508	4,872	60,636
Department of Energy:									
National Nuclear Security Administration:									
Naval Reactors.....	62	62	718	718	737	737
Weapons Activities.....	516	516	5,511	5,511	5,656	5,656
Defense Nuclear Nonproliferation.....	143	143	1,522	1,522	1,377	1,377
Other.....	24	24	347	347	349	349
Environmental and Other Defense Activities:									
Defense Environmental Cleanup.....	450	450	5,209	5,209	5,456	5,456
Other Defense Activities.....	175	175	809	809	488	488
Defense Nuclear Waste Disposal.....	12	12	216	216	331	331
Other.....	(**)	(**)	-1	-1	-1	-1
Energy Programs:									
Science.....	359	359	3,566	3,566	3,427	3,427
Energy Supply.....	-7	-7	1,335	1,335	1,559	1,559
Energy Efficiency and Renewable Energy.....	89	89	364	364
Uranium Enrichment Decontamination and Decommissioning Fund.....	45	45	492	492	446	446
Other.....	-74	2	-75	1,254	30	1,224	1,353	29	1,324
Total--Energy Programs.....	412	2	411	7,010	30	6,980	6,786	29	6,756
Power Marketing Administration.....	184	376	-191	2,738	3,165	-427	2,398	3,031	-633
Departmental Administration.....	28	28	245	245	215	215
Proprietary Receipts from the Public.....	89	-89	1,336	-1,336	1,372	-1,372
Intrabudgetary Transactions.....	-987	-987	-2,910	-2,910	-1,456	-1,456
Total--Department of Energy.....	1,020	466	553	21,414	4,532	16,882	22,336	4,432	17,905

Table 5. Outlays of the U.S. Government, August 2008 and Other Periods

Classification	[\$ millions]								
	This Month			Current Fiscal Year to Date			Prior Fiscal Year to Date		
	Gross Outlays	Applicable Receipts	Outlays	Gross Outlays	Applicable Receipts	Outlays	Gross Outlays	Applicable Receipts	Outlays
Department of Health and Human Services:									
Public Health Service:									
Food and Drug Administration	152	1	151	1,269	7	1,262	1,444	6	1,438
Health Resources and Services Administration	583	1	582	6,400	12	6,388	6,102	12	6,090
Indian Health Services	270	270	3,033	3,033	3,075	3,075
Centers for Disease Control and Prevention	550	550	5,326	5,326	5,168	5,168
National Institutes of Health	2,435	2,435	26,533	26,533	25,589	25,589
Substance Abuse and Mental Health Services Administration	201	201	2,924	2,924	3,081	3,081
Agency for Healthcare Research and Quality	-23	-23	-111	-111	116	116
Total--Public Health Service	4,168	2	4,166	45,374	19	45,355	44,575	18	44,557
Centers for Medicare and Medicaid Services:									
Grants to States for Medicaid	15,571	15,571	184,710	184,710	176,123	176,123
Payments to Health Care Trust Funds	18,407	18,407	178,944	178,944	186,098	186,098
State Children's Health Insurance Fund	530	530	6,244	6,244	5,302	5,302
Federal Hospital Insurance Trust Fund:									
Benefit Payments	23,461	23,461	208,203	208,203	191,636	191,636
Administrative Expenses	162	162	1,887	1,887	1,560	1,560
Total--FHI Trust Fund	23,623	23,623	210,090	210,090	193,196	193,196
Health Care Fraud and Abuse Control									
.....	70	70	1,013	1,013	919	919
Federal Supplementary Medical Insurance Trust Fund:									
Benefit Payments	20,582	20,582	174,095	174,095	168,599	168,599
Administrative Expenses	226	226	2,382	2,382	1,850	1,850
Total--FSMI Trust Fund	20,809	20,809	176,478	176,478	170,449	170,449
Medicare Prescription Drugs:									
Benefit Payments	7,758	7,758	43,310	43,310	48,882	48,882
Administrative Expenses	44	44	354	354	971	971
Other	35	35	400	400	1,296	1,296
Total--Centers for Medicare and Medicaid Services	86,847	86,847	801,545	801,545	783,236	783,236
Administration for Children and Families:									
Temporary Assistance for Needy Families	1,411	1,411	16,386	16,386	15,685	15,685
Payments to States for Child Support Enforcement and Family Support Programs									
.....	232	232	3,603	3,603	3,705	3,705
Low Income Home Energy Assistance	82	82	2,562	2,562	2,418	2,418
Refugee and Entrant Assistance	52	52	532	532	459	459
Child Care Entitlement to States	270	270	2,681	2,681	2,724	2,724
Payments to States for the Child Care and Development Block Grant									
.....	191	191	1,899	1,899	1,957	1,957
Social Services Block Grant	124	124	1,734	1,734	1,845	1,845
Children and Families Services Programs	722	722	8,319	8,319	8,168	8,168
Payments to States for Foster Care and Adoption Assistance	652	652	6,280	6,280	6,114	6,114
Other	39	39	640	640	518	518
Total--Administration for Children and Families	3,776	3,776	44,638	44,638	43,593	43,593
Administration on Aging	95	95	1,298	1,298	1,260	1,260
Departmental Management	127	127	2,369	2,369	2,196	(**)	2,196
Other	121	121	580	580	593	593
Proprietary Receipts from the Public	5,642	-5,642	62,915	-62,915	62,140	-62,140
Intrabudgetary Transactions:									
Payments for Health Insurance for the Aged:									
Federal Supplementary Medical Insurance Trust Fund	-18,402	-18,402	-167,590	-167,590	-176,170	-176,170
Payments for Tax and Other Credits:									
Federal Hospital Insurance Trust Fund	-6	-6	-11,351	-11,351	-9,935	-9,935
Other	36	36	-3	-3	142	142
Total--Department of Health and Human Services	76,762	5,644	71,118	716,858	62,934	653,924	689,489	62,158	627,331
Department of Homeland Security:									
Departmental Management and Operations	51	51	639	639	690	690
Citizenship and Immigration Services	186	186	1,834	1,834	1,594	1,594
United States Secret Service	132	132	1,464	1,464	1,303	1,303
Transportation Security Administration	348	348	4,150	4,150	3,374	3,374
Immigration and Customs Enforcement	422	422	4,034	4,034	3,423	3,423
Customs and Border Protection	812	812	8,825	8,825	7,157	7,157
United States Coast Guard	879	1	878	8,159	9	8,150	7,554	9	7,546
National Protection and Programs Directorate	110	110	1,116	1,116	688	688
Federal Emergency Management Administration:									
State and Local Programs	185	185	2,015	2,015	2,580	2,580
Firefighter Assistance Grants	37	37	635	635	497	497
Disaster Relief	559	559	6,758	6,758	9,123	9,123
National Flood Insurance Fund	79	122	-43	1,127	1,429	-302	1,272	1,096	176
Other	102	102	1,076	1,076	892	892
Total--Federal Emergency Management Administration	962	122	840	11,612	1,429	10,183	14,364	1,096	13,268
Science and Technology	79	79	852	852	1,013	1,013
Domestic Nuclear Detection Office	30	30	351	351	80	80
Other	21	21	400	400	529	529
Proprietary Receipts from the Public	-13	13	-41	41	-36	36
Intrabudgetary Transactions	28	28	161	161	66	66
Offsetting Governmental Receipts	562	-562	5,685	-5,685	4,879	-4,879
Total--Department of Homeland Security	4,059	671	3,388	43,597	7,082	36,515	41,835	5,947	35,888

Table 5. Outlays of the U.S. Government, August 2008 and Other Periods

Classification	[\$ millions]								
	This Month			Current Fiscal Year to Date			Prior Fiscal Year to Date		
	Gross Outlays	Applicable Receipts	Outlays	Gross Outlays	Applicable Receipts	Outlays	Gross Outlays	Applicable Receipts	Outlays
Department of Housing and Urban Development:									
Public and Indian Housing Programs:									
Tenant Based Rental Assistance.....	1,306	1,306	14,442	14,442	14,646	14,646
Housing Certificate Fund.....	114	114	2,459	2,459	2,345	2,345
Project-Based Rental Assistance.....	595	595	5,534	5,534	5,357	5,357
Public Housing Capital Fund.....	241	241	2,688	2,688	2,875	2,875
Public Housing Operating Fund.....	312	312	3,779	3,779	3,387	3,387
Revitalization of Severely Distressed Public Housing (Hope VI).....	47	47	454	454	485	485
Native American Housing Block Grant.....	40	40	523	523	529	529
Other.....	(**)	(**)	-33	-33	-20	(**)	-20
Total--Public and Indian Housing Programs.....	2,655	2,655	29,845	29,845	29,604	(**)	29,604
Community Planning and Development:									
Housing Opportunities for Persons with AIDS.....	19	19	275	275	235	235
Community Development Fund.....	707	707	8,286	8,286	9,753	9,753
Home Investment Partnership Program.....	155	155	1,813	1,813	1,748	1,748
Homeless Assistance Grants.....	113	113	1,322	1,322	1,280	1,280
Other.....	5	5	77	1	76	73	(**)	73
Total--Community Planning and Development.....	999	999	11,774	1	11,773	13,089	(**)	13,089
Housing Programs:									
Credit Accounts:									
FHA-Mutual Mortgage Insurance Fund, Program Account.....	2	2	4,590	4,590	1,382	1,382
FHA-Mutual Mortgage Insurance Capital Reserve Account.....	-242	-242	-1,315	-1,315	-1,695	-1,695
FHA-Mutual Mortgage and Cooperative Housing Insurance Fund, Liquidating Account.....	4	2	3	46	11	35	64	50	14
FHA-General and Special Risk Fund, Program Account.....	7	7	369	369	159	159
FHA-General and Special Risk Fund, Liquidating Account.....	5	14	-9	164	254	-90	239	186	53
Housing for the Elderly or Handicapped Fund, Liquidating Account.....	(**)	66	-66	(**)	913	-913	-1	1,251	-1,252
Home Ownership Preservation Equity Fund.....	20	20	20	20
Housing for the Elderly.....	81	81	919	919	891	891
Housing for Persons with Disabilities.....	68	68	770	770	751	751
Other Assisted Housing Programs.....	4	4	52	52	52	(**)	52
Other.....	(**)	1	-1	14	37	-23	5	22	-18
Total--Housing Programs.....	-51	82	-133	5,629	1,216	4,413	1,847	1,510	337
Government National Mortgage Association:									
Guarantees of Mortgage-Backed Securities.....	3	69	-66	60	543	-483	52	413	-361
Management and Administration.....	125	125	1,458	1,458	1,433	1,433
Other.....	14	14	219	219	211	211
Proprietary Receipts from the Public:									
FHA-General and Special Risk Fund.....	54	-54	1,451	-1,451	2,506	-2,506
Other.....	(**)	(**)	34	-34	40	-40
Intrabudgetary Transactions.....	-1	-1	6	6	-15	-15
Offsetting Governmental Receipts.....	1	-1	71	-71	72	-72
Total--Department of Housing and Urban Development.....	3,742	206	3,536	48,991	3,316	45,675	46,222	4,541	41,681
Department of the Interior:									
Land and Minerals Management:									
Bureau of Land Management:									
Management of Lands and Resources.....	48	48	744	744	752	752
Other.....	48	13	36	629	137	493	646	148	497
Minerals Management Service.....	303	303	2,319	2,319	1,816	1,816
Office of Surface Mining Reclamation and Enforcement.....	23	23	452	452	387	387
Total--Land and Minerals Management.....	423	13	410	4,144	137	4,008	3,600	148	3,452
Water and Science:									
Bureau of Reclamation:									
Water and Related Resources.....	84	84	606	606	695	695
Other.....	45	34	10	480	257	224	506	239	267
United States Geological Survey.....	87	87	901	901	876	876
Other.....	1	1	53	53	47	47
Total--Water and Science.....	218	34	183	2,040	257	1,783	2,124	239	1,884
Fish and Wildlife and Parks:									
United States Fish and Wildlife Service.....	153	153	2,061	2,061	1,935	1,935
National Park Service.....	254	254	2,536	2,536	2,395	2,395
Total--Fish and Wildlife and Parks.....	406	406	4,597	4,597	4,330	4,330
Bureau of Indian Affairs And Bureau of Indian Education.....									
98	(**)	98	2,245	1	2,244	2,292	5	2,287	
Departmental Offices:									
Insular Affairs.....	7	7	253	253	298	298
Office of the Special Trustee for American Indians.....									
21	21	496	496	389	389	
Department-Wide Programs.....	146	146	1,537	1,537	1,624	1,624
Other.....	12	12	180	180	202	202
Proprietary Receipts from the Public.....	671	-671	5,723	-5,723	4,508	-4,508
Intrabudgetary Transactions.....	-175	-175	-499	-499	-427	-427
Total--Department of the Interior.....	1,155	718	437	14,993	6,117	8,876	14,432	4,901	9,531

Table 5. Outlays of the U.S. Government, August 2008 and Other Periods

Classification	[\$ millions]								
	This Month			Current Fiscal Year to Date			Prior Fiscal Year to Date		
	Gross Outlays	Applicable Receipts	Outlays	Gross Outlays	Applicable Receipts	Outlays	Gross Outlays	Applicable Receipts	Outlays
Department of Justice:									
General Administration	182	182	1,741	1,741	1,737	1,737
Legal Activities and United States Marshals:									
General Legal Activities	52	52	671	671	636	636
United States Attorneys	114	114	1,552	1,552	1,518	1,518
United States Marshals Service	91	91	902	902	730	730
Assets Forfeiture Fund	93	93	1,206	1,206	914	914
Other	39	39	453	453	352	352
Federal Bureau of Investigation	447	447	5,663	5,663	5,253	5,253
Drug Enforcement Administration	184	184	1,847	1,847	1,653	1,653
Bureau of Alcohol, Tobacco, Firearms, and Explosives	72	72	963	963	865	865
Federal Prison System	512	25	487	5,426	295	5,131	5,097	284	4,813
Office of Justice Programs:									
State and Local Law Enforcement Assistance	120	120	1,383	1,383	1,228	1,228
Crime Victims Fund	64	64	522	522	534	534
Other	147	147	1,477	1,477	1,770	1,770
Other	40	40	614	614	667	667
Proprietary Receipts from the Public	44	-44	82	-82	55	-55
Intrabudgetary Transactions	-55	-55	551	551	-203	-203
Offsetting Governmental Receipts	39	-39	346	-346	299	-299
Total--Department of Justice	2,101	108	1,993	24,971	723	24,248	22,751	638	22,114
Department of Labor:									
Employment and Training Administration:									
Training and Employment Services	333	333	4,011	4,011	4,771	4,771
Community Service Employment for Older Americans	41	41	440	440	402	402
Federal Unemployment Benefits and Allowances	39	39	718	718	697	697
State Unemployment Insurance and Employment Service Operations	-12	-12	18	18	231	231
Advances to the Unemployment Trust Fund And Other Funds	41	41	18	18
Program Administration	8	8	93	93	118	118
Unemployment Trust Fund:									
Federal-State Unemployment Insurance:									
State Unemployment Benefits	4,650	4,650	37,762	37,762	30,201	30,201
State Administrative Expenses	307	307	3,207	3,207	2,969	2,969
Federal Administrative Expenses	38	38	467	467	410	410
Other	(**)	(**)	3	3	3	3
Total--Unemployment Trust Fund	4,995	4,995	41,439	41,439	33,583	33,583
Other	(**)	(**)	3	3	2	2
Total--Employment and Training Administration	5,404	5,404	46,763	46,763	39,822	39,822
Pension Benefit Guaranty Corporation	397	604	-208	4,306	2,593	1,713	4,194	3,961	232
Employment Standards Administration:									
Salaries and Expenses	29	29	386	386	381	381
Special Benefits	303	303	903	903	869	869
Energy Employees Occupational Illness Compensation Fund									
.....	91	91	984	984	874	874
Special Benefits for Disabled Coal Miners	21	21	243	243	290	290
Black Lung Disability Trust Fund	26	26	301	301	319	319
Other	20	20	281	281	300	300
Occupational Safety and Health Administration	37	37	456	456	437	437
Mine Safety and Health Administration	26	26	318	318	275	275
Bureau of Labor Statistics	38	38	434	434	433	433
Departmental Management	110	110	1,044	1,044	439	439
Other	11	11	131	131	125	125
Proprietary Receipts from the Public	2	-2	35	-35	31	-31
Intrabudgetary Transactions	-44	-44	-613	-613	-722	-722
Total--Department of Labor	6,469	607	5,863	55,940	2,628	53,313	48,035	3,992	44,043
Department of State:									
Administration of Foreign Affairs:									
Diplomatic and Consular Programs	613	613	5,207	5,207	4,135	4,135
Embassy Security, Construction, and Maintenance	119	119	1,030	1,030	811	811
Payment to Foreign Service Retirement And Disability Fund	159	159	126	126
Foreign Service Retirement and Disability Fund	64	64	723	723	724	724
Other	-27	-27	723	723	962	962
Total--Administration of Foreign Affairs	769	769	7,841	7,841	6,758	6,758
International Organizations and Conferences	170	170	3,005	3,005	2,053	2,053
Migration and Refugee Assistance	159	159	1,094	1,094	931	931
International Narcotics Control and Law Enforcement	162	162	696	696	75	75
Andean Counterdrug Initiative	155	155	774	774	616	616
Other	476	476	2,923	2,923	2,037	2,037
Proprietary Receipts from the Public	(**)	(**)	-6	6	11	-11
Intrabudgetary Transactions	(**)	(**)	-181	-181	-194	-194
Total--Department of State	1,892	(**)	1,892	16,153	-6	16,159	12,276	11	12,265

Table 5. Outlays of the U.S. Government, August 2008 and Other Periods

Classification	[\$ millions]								
	This Month			Current Fiscal Year to Date			Prior Fiscal Year to Date		
	Gross Outlays	Applicable Receipts	Outlays	Gross Outlays	Applicable Receipts	Outlays	Gross Outlays	Applicable Receipts	Outlays
Department of Transportation:									
Office of the Secretary	29	29	164	164	280	280
Federal Aviation Administration:									
Operations	403	403	1,420	1,420	2,986	2,986
Airport and Airway Trust Fund:									
Grants-In-Aid for Airports	317	317	3,441	3,441	3,530	3,530
Facilities and Equipment	209	209	2,219	2,219	2,042	2,042
Research, Engineering, and Development	11	11	106	106	121	121
Trust Fund Share of FAA Operations	248	248	6,397	6,397	4,395	4,395
Total--Airport and Airway Trust Fund	785	785	12,163	12,163	10,088	10,088
Other	23	15	8	-10	149	-159	-34	155	-189
Total--Federal Aviation Administration	1,210	15	1,196	13,573	149	13,424	13,040	155	12,885
Federal Highway Administration:									
Highway Trust Fund:									
Federal-Aid Highways	3,672	3,672	31,904	31,904	30,370	30,370
Other	7	7	130	11	119	140	140
Other Programs	96	96	1,211	1,211	1,003	1,003
Total--Federal Highway Administration	3,775	3,775	33,245	11	33,234	31,513	31,513
Federal Motor Carrier Safety Administration	41	41	464	464	415	415
National Highway Traffic Safety Administration	68	68	662	662	580	580
Federal Railroad Administration	19	19	1,463	4	1,459	1,392	5	1,387
Federal Transit Administration:									
Formula Grants	109	109	1,236	1,236	1,899	1,899
Capital Investment Grants	226	226	2,179	2,179	2,450	2,450
Formula and Bus Grants	546	546	4,953	4,953	3,091	3,091
Other	19	19	208	208	296	296
Total--Federal Transit Administration	900	900	8,575	8,575	7,736	7,736
Maritime Administration	160	22	138	665	319	346	708	247	461
Other	11	2	9	65	16	49	119	17	102
Proprietary Receipts from the Public	21	-21	237	-237	41	-41
Intrabudgetary Transactions	15	15	-13	-13	-17	-17
Offsetting Governmental Receipts	(**)	(**)	63	-63	61	-61
Total--Department of Transportation	6,229	60	6,169	58,864	800	58,064	55,767	525	55,241
Department of the Treasury:									
Departmental Offices:									
Exchange Stabilization Fund	101	-101	1,113	-1,113	-457	838	-1,295
Other	92	92	900	900	661	661
Financial Management Service:									
Payment to the Resolution Funding Corporation	1,393	1,393	1,987	1,987
Financial Agent Services	50	50	475	475	405	405
Interest Paid to Credit Financing Accounts	26	26	(**)	(**)
Claims, Judgments, and Relief Acts	-7	-7	706	706	1,152	1,152
Other	22	22	790	790	868	(**)	868
Total--Financial Management Service	65	65	3,390	3,390	4,413	(**)	4,413
Federal Financing Bank	54	54	-370	-370	-326	-326
Alcohol and Tobacco Tax and Trade Bureau:									
Salaries and Expenses	8	8	85	85	83	83
Internal Revenue Collections for Puerto Rico	28	28	359	359	430	430
Bureau of Engraving and Printing	-6	-6	15	15	-10	-10
United States Mint	195	289	-94	1,976	2,241	-264	1,746	2,044	-298
Bureau of the Public Debt	13	13	246	246	251	251
Internal Revenue Service:									
Taxpayer Services	164	164	2,142	2,142	2,174	2,174
Enforcement	367	367	4,362	4,362	4,296	4,296
Central Fiscal Operations	(**)	(**)	(**)	(**)
Operations Support	281	281	3,506	3,506	3,131	3,131
Payment Where Earned Income Credit Exceeds Liability for Tax	92	92	40,563	40,563	38,246	38,246
Payment Where Recovery Rebate Exceeds Liability for Tax	323	323	15,053	15,053
Payment Where Child Credit Exceeds Liability for Tax	314	314	33,803	33,803	16,041	16,041
Refunding Internal Revenue Collections,									
Interest	309	309	4,316	4,316	3,031	3,031
Other	21	(**)	21	377	6	371	374	10	364
Total--Internal Revenue Service	1,870	(**)	1,870	104,124	6	104,118	67,292	10	67,283
Comptroller of the Currency	53	11	42	605	381	224	554	364	189
Office of Thrift Supervision	18	-6	24	183	232	-48	169	207	-38
Interest on the Public Debt:									
Interest on Treasury Debt Securities (Gross):									
Public Issues (Accrual Basis)	22,175	22,175	219,184	219,184	216,688	216,688
Special Issues (Cash Basis)	7,762	7,762	212,087	212,087	194,103	194,103
Total--Interest on Treasury Debt Securities (Gross)	29,937	29,937	431,271	431,271	410,791	410,791
Total--Interest on the Public Debt	29,937	29,937	431,271	431,271	410,791	410,791
Other	6	6	75	75	73	73
Proprietary Receipts from the Public	89	-89	1,408	-1,408	2,093	-2,093
Intrabudgetary Transactions	-106	-106	-2,773	-2,773	-3,386	-3,386
Total--Department of the Treasury	32,227	484	31,743	540,087	5,380	534,707	482,282	5,556	476,726

Table 5. Outlays of the U.S. Government, August 2008 and Other Periods

Classification	[\$ millions]								
	This Month			Current Fiscal Year to Date			Prior Fiscal Year to Date		
	Gross Outlays	Applicable Receipts	Outlays	Gross Outlays	Applicable Receipts	Outlays	Gross Outlays	Applicable Receipts	Outlays
Department of Veterans Affairs:									
Veterans Health Administration:									
Medical Care	2,810	2,810	31,297	31,297	27,145	27,145
Medical Administration.....	274	274	3,295	3,295	3,330	3,330
Other	61	28	33	742	280	462	697	262	435
Benefit Programs:									
Public Enterprise Funds:									
Veterans Housing Benefit Program Fund.....	1	2	-1	907	30	878	167	40	128
Compensation and Pensions	6,636	6,636	39,936	39,936	34,347	34,347
Readjustment Benefits.....	231	231	3,005	3,005	2,830	2,830
Insurance Funds:									
National Service Life.....	88	88	1,056	1,056	1,062	1,062
Veterans Special Life.....	11	2	9	128	156	-28	121	159	-39
Other	1	1	38	38	54	54
Total--Benefit Programs.....	6,968	4	6,964	45,070	186	44,884	38,581	199	38,382
Departmental Administration.....	485	75	410	5,777	1,213	4,564	4,869	1,259	3,610
Proprietary Receipts from the Public:									
National Service Life.....	15	-15	128	-128	130	-130
Other	241	-241	3,868	-3,868	3,302	-3,302
Intrabudgetary Transactions	(**)	(**)	-8	-8	-6	-6
Total--Department of Veterans Affairs	10,598	362	10,236	86,174	5,675	80,499	74,617	5,152	69,465
Corps of Engineers:									
Construction	141	141	1,297	1,297	1,431	1,431
Operation and Maintenance.....	141	141	1,258	1,258	1,305	1,305
Flood Control and Coastal Emergencies	109	109	638	638	-855	-855
Harbor Maintenance Trust Fund.....	64	64	702	702	679	679
Rivers and Harbors Contributed Funds.....	26	26	259	259	313	313
Other	79	79	1,030	1,030	1,068	1,068
Proprietary Receipts from the Public.....	61	-61	585	-585	475	-475
Intrabudgetary Transactions	(**)	(**)	-10	-10	-9	-9
Total--Corps of Engineers.....	561	61	500	5,175	585	4,590	3,933	475	3,458
Other Defense Civil Programs:									
Military Retirement:									
Payment to Military Retirement Fund.....	46,187	46,187	26,048	26,048
Military Retirement Fund.....	3,872	3,872	41,947	41,947	39,817	39,817
Retiree Health Care:									
Payment to Department of Defense Medicare-Eligible Retiree Health Care Fund.....	12,930	12,930	15,608	15,608
Department of Defense Medicare-Eligible Retiree Health Care Fund.....	500	500	7,371	7,371	7,151	7,151
Educational Benefits	18	18	373	373	397	397
Other	13	13	200	200	161	161
Proprietary Receipts from the Public.....	1	-1	14	-14	15	-15
Intrabudgetary Transactions	-1,328	-1,328	-67,085	-67,085	-46,222	-46,222
Total--Other Defense Civil Programs	3,075	1	3,074	41,923	14	41,909	42,960	15	42,945
Environmental Protection Agency:									
Science and Technology.....	66	66	725	725	719	719
Environmental Programs and Management.....	179	179	2,133	2,133	2,110	2,110
State and Tribal Assistance Grants.....	308	308	3,426	3,426	3,607	3,607
Payment to the Hazardous Substance Superfund	985	985	1,040	1,040
Hazardous Substance Superfund	107	107	880	880	1,194	1,194
Other	31	(**)	31	172	22	150	175	22	153
Proprietary Receipts from the Public.....	11	-11	87	-87	225	-225
Intrabudgetary Transactions	18	18	-946	-946	-996	-996
Offsetting Governmental Receipts	1	-1	22	-22	21	-21
Total--Environmental Protection Agency.....	709	12	697	7,375	131	7,244	7,850	268	7,583
Executive Office of the President:									
The White House.....	13	13	158	158	143	143
Office of Management and Budget	6	6	71	71	69	69
Unanticipated Needs:									
Iraq Relief and Reconstruction Fund.....	244	244	993	993	2,478	2,478
Other	58	58
Other	9	9	81	81	74	74
Proprietary Receipts from the Public.....	(**)	(**)	1	-1	1	-1
Intrabudgetary Transactions	-2	-2	(**)	(**)
Total--Executive Office of the President	272	(**)	272	1,302	1	1,301	2,823	1	2,821
General Services Administration:									
Real Property Activities.....	-34	-34	156	156	85	85
Supply and Technology Activities	-58	-58	52	52	-46	-46
General Activities	3	3	190	190	232	232
Proprietary Receipts from the Public.....	7	-7	25	-25	103	-103
Intrabudgetary Transactions	(**)	(**)	2	2	-8	-8
Total--General Services Administration.....	-89	7	-97	401	25	376	263	103	160

Table 5. Outlays of the U.S. Government, August 2008 and Other Periods

Classification	[\$ millions]								
	This Month			Current Fiscal Year to Date			Prior Fiscal Year to Date		
	Gross Outlays	Applicable Receipts	Outlays	Gross Outlays	Applicable Receipts	Outlays	Gross Outlays	Applicable Receipts	Outlays
International Assistance Program:									
International Security Assistance:									
Foreign Military Financing Program	73	73	4,450	4,450	4,281	4,281
Economic Support Fund	-450	-450	2,917	2,917	2,986	2,986
Other	33	51	-19	818	250	568	672	358	314
Proprietary Receipts from the Public.....	26	-26
Total--International Security Assistance.....	-343	51	-395	8,185	250	7,934	7,939	384	7,555
Multilateral Assistance:									
Contribution to the International Development									
Association	950	950	1,435	1,435
Other	65	65	704	704	723	723
Proprietary Receipts from the Public.....	7	-7
Total--Multilateral Assistance.....	65	65	1,654	1,654	2,158	7	2,151
International Development Assistance:									
Agency for International Development:									
Sustainable Development Assistance Program	-23	-23	1,075	1,075	1,335	1,335
Child Survival and Disease Programs.....	455	455	1,923	1,923	1,393	1,393
Operating Expenses	35	35	631	631	557	557
Other.....	-90	33	-123	876	654	222	943	597	346
Proprietary Receipts from the Public.....	28	-28	33	-33	-2	2
Intrabudgetary Transactions	4	4	44	44	-36	-36
Total--Agency for International Development.....	381	62	319	4,549	687	3,863	4,192	595	3,597
Overseas Private Investment Corporation:									
Overseas Private Investment Corporation Account.....									
.....	9	72	-63	137	265	-128	190	277	-87
Proprietary Receipts from the Public.....	9	-9	552	-552	321	-321
Total--Overseas Private Investment Corporation	9	81	-72	137	817	-680	190	598	-408
Peace Corps.....	28	-1	29	309	-1	310	300	(**)	299
Other	8	8	83	(**)	83	88	88
Total--International Development Assistance.....	425	141	283	5,078	1,502	3,576	4,770	1,193	3,577
International Monetary Programs.....	154	154	-23	-23	-189	-189
Military Sales Programs:									
Foreign Military Sales Trust Fund	1,641	1,641	15,407	15,407	12,881	12,881
Proprietary Receipts from the Public.....	1,274	-1,274	19,922	-19,922	13,686	-13,686
Other	68	(**)	68	496	2	495	316	2	314
Total--International Assistance Program	2,009	1,467	542	30,797	21,676	9,121	27,875	15,272	12,603
National Aeronautics and Space Administration:									
Science, Aeronautics, and Exploration									
.....	876	876	10,015	10,015	8,183	8,183
Space Operations.....	560	560	5,889	5,889	5,736	5,736
Other	8	8	60	60	161	161
Proprietary Receipts from the Public.....	(**)	(**)	4	-4	14	-14
Intrabudgetary Transactions	3	3	2	2	23	23
Total--National Aeronautics and Space Administration	1,446	(**)	1,446	15,966	4	15,962	14,103	14	14,089
National Science Foundation:									
Research and Related Activities									
.....	536	536	4,114	4,114	3,739	3,739
Education and Human Resources	45	45	704	704	878	878
Other	28	28	461	461	415	415
Proprietary Receipts from the Public.....	(**)	(**)	1	-1	1	-1
Total--National Science Foundation	609	(**)	609	5,278	1	5,277	5,032	1	5,031
Office of Personnel Management:									
Government Payment for Annuitants, Employees									
Health and Life Insurance Benefits	737	737	8,014	8,014	7,885	7,885
Payment to Civil Service Retirement And									
Civil Service Retirement and Disability Fund	5,323	5,323	58,343	58,343	73,002	73,002
Employees Life Insurance Fund	210	362	-153	2,290	3,707	-1,417	2,223	3,820	-1,597
Employees and Retired Employees Health Benefits Fund.....	3,230	2,942	288	32,670	32,434	235	30,899	31,879	-980
Other	15	15	57	57	37	37
Proprietary Receipts from the Public.....	(**)	(**)	2	-2	11	-11
Intrabudgetary Transactions:									
Postal Service Contributions	-1,202	-1,202	-20,091	-20,091
Civil Service Retirement and Disability Fund:									
Other.....	-3	-3	-35	-35	-34	-34
Total--Office of Personnel Management	9,511	3,305	6,206	100,136	36,143	63,993	93,920	35,709	58,211
Small Business Administration:									
Public Enterprise Funds:									
Business Loan Fund.....	5	-4	9	504	19	485	545	22	524
Disaster Loan Fund	113	(**)	113	284	3	280	1,166	4	1,162
Other	1	1	(**)	5	6	-1	5	8	-2
Other	-33	-33	431	431	178	(**)	178
Proprietary Receipts from the Public.....	(**)	(**)	743	-743	774	-774
Intrabudgetary Transactions	(**)	(**)	(**)	(**)
Total--Small Business Administration	86	-3	89	1,223	771	453	1,895	807	1,088

Table 5. Outlays of the U.S. Government, August 2008 and Other Periods

Classification	[\$ millions]								
	This Month			Current Fiscal Year to Date			Prior Fiscal Year to Date		
	Gross Outlays	Applicable Receipts	Outlays	Gross Outlays	Applicable Receipts	Outlays	Gross Outlays	Applicable Receipts	Outlays
Social Security Administration:									
Payments to Social Security Trust Funds	15	15	17,816	17,816	19,314	19,314
Supplemental Security Income Program.....	7,291	7,291	43,445	43,445	37,976	37,976
Federal Old-Age and Survivors Insurance Trust Fund									
(Off-Budget):									
Benefit Payments.....	42,858	42,858	460,349	460,349	462,589	462,589
Administrative Expenses.....	157	157	2,919	2,919	2,854	2,854
Payment to Railroad Retirement Account	3,632	3,632	3,575	3,575
Total--FOASI Trust Fund	43,015	43,015	466,901	466,901	469,017	469,017
Federal Disability Insurance Trust Fund									
(Off-Budget):									
Benefit Payments.....	8,616	8,616	95,393	95,393	93,280	93,280
Administrative Expenses.....	201	201	2,253	2,253	2,131	2,131
Payment to Railroad Retirement Account.....	418	418	445	445
Other	(**)	(**)
Total--FDI Trust Fund	8,816	8,816	98,064	98,064	95,856	95,856
Other	16	16	179	179	147	147
Proprietary Receipts from the Public:									
On-Budget	314	-314	2,830	-2,830	2,479	-2,479
Off-Budget	3	-3	99	-99	69	-69
Intrabudgetary Transactions:									
Off-Budget ¹	-15	-15	-17,806	-17,806	-19,313	-19,313
Total--Social Security Administration	59,138	317	58,821	608,598	2,930	605,668	602,997	2,548	600,449
Other Independent Agencies:									
Broadcasting Board of Governors.....	46	-1	47	650	(**)	650	596	(**)	596
Corporation for National and Community Service	86	86	814	814	827	827
Corporation for Public Broadcasting	448	448	464	464
District of Columbia:									
Courts.....	22	22	240	240	216	(**)	216
General and Special Payments.....	-18	-18	393	(**)	393	391	(**)	391
Other	13	13
Equal Employment Opportunity Commission.....	29	(**)	28	296	4	292	295	5	290
Export-Import Bank of the United States.....	-6	8	-13	517	1,102	-585	454	1,835	-1,381
Federal Communications Commission:									
Universal Service Fund.....	680	680	7,191	7,191	6,827	6,827
Spectrum Auction Program Account.....	(**)	(**)	6	6	31	31
Other	22	2	20	84	22	62	24	25	-2
Federal Deposit Insurance Corporation:									
Deposit Insurance Fund.....	1,488	1,488	15,265	15,265	-1,134	-1,134
FSLIC Resolution Fund.....	(**)	5	-5	581	169	411	438	211	227
Total--Federal Deposit Insurance Corporation	1,488	5	1,483	15,845	169	15,676	-696	211	-907
Federal Drug Control Programs.....	77	77	328	328	353	353
Intelligence Community Management Account	24	24	309	309	651	651
Legal Services Corporation.....	23	23	318	318	319	319
National Archives and Records Administration	35	2	33	348	20	327	335	32	303
National Credit Union Administration	22	11	11	649	790	-141	285	680	-394
National Endowment for the Arts	14	(**)	14	119	1	118	113	(**)	113
National Endowment for the Humanities.....	15	15	128	128	124	124
Institute of Museum and Library Services	23	23	228	228	229	229
National Labor Relations Board.....	19	(**)	19	231	(**)	231	232	(**)	231
Nuclear Regulatory Commission.....	75	150	-75	796	713	83	693	586	106
Postal Service:									
Public Enterprise Funds (Off-Budget).....	5,454	5,797	-343	66,662	70,279	-3,617	69,475	70,176	-701
Payments to the Postal Service Fund	109	109	114	114

Table 5. Outlays of the U.S. Government, August 2008 and Other Periods

Classification	[\$ millions]								
	This Month			Current Fiscal Year to Date			Prior Fiscal Year to Date		
	Gross Outlays	Applicable Receipts	Outlays	Gross Outlays	Applicable Receipts	Outlays	Gross Outlays	Applicable Receipts	Outlays
Other Independent Agencies:—Continued									
Railroad Retirement Board:									
Federal Windfall Subsidy	6	6	72	72	80	80
Federal Payments to the Railroad Retirement Accounts.....	(**)	(**)	359	359	460	460
Railroad Unemployment Insurance Trust Fund:									
Benefit Payments.....	6	6	75	75	69	69
Transfer to Administrative Funds	1	1	15	15
Rail Industry Pension Fund:									
Benefit Payments.....	348	348	3,671	3,671	3,664	3,664
Advances from FOASDI Fund.....	-104	-104	-1,143	-1,143	-1,129	-1,129
OASDI Certifications	104	104	1,144	1,144	1,129	1,129
Administrative Expenses.....	-1	-1	-1	-1	94	94
Transfer to Administrative Funds	5	5	58	58
Other.....	(**)	(**)	1	1	6	6
National Railroad Retirement Investment Trust:									
Administrative Expenses.....	13	13	69	69	47	47
Transfers to the Railroad Retirement Trust Funds From the National Railroad Retirement Investment Trust.....	148	148	1,160	1,160	1,391	1,391
Railroad Social Security Equivalent Benefit Account:									
Benefit Payments.....	488	488	5,631	5,631	5,409	5,409
Transfer to Administrative Funds	2	2	30	30
Other	(**)	(**)	(**)	(**)
Proprietary Receipts from the Public.....	-485	485	-1,836	1,836	3,922	-3,922
Intrabudgetary Transactions:									
Payments from Other Funds to the Railroad Retirement Trust Funds	-4,050	-4,050	-4,020	-4,020
Payments from the Railroad Retirement Trust Funds To Other.....	-148	-148	-1,519	-1,519	-1,851	-1,851
Total--Railroad Retirement Board	869	-485	1,354	5,571	-1,836	7,407	5,350	3,922	1,428
Securities and Exchange Commission.....	58	58	283	283	42	42
Smithsonian Institution.....	72	(**)	72	733	(**)	733	715	(**)	715
Tennessee Valley Authority	2,134	2,361	-227	24,172	23,967	205	17,514	17,830	-316
Other	123	10	113	1,851	463	1,388	1,585	519	1,066
Total--Other Independent Agencies	11,389	7,860	3,528	129,331	95,695	33,636	107,559	95,822	11,737
Undistributed Offsetting Receipts:									
Other Interest.....	(**)	(**)	11	-11	1	-1
Employer Share, Employee Retirement:									
Department of Health and Human Services:									
Federal Hospital Insurance Trust Fund:									
Federal Employer Contributions.....	-247	-247	-2,674	-2,674	-2,590	-2,590
Postal Service Employer Contributions	-74	-74	-714	-714	-646	-646
Department of State:									
Foreign Service Retirement and Disability Fund	-17	-17	-200	-200	-192	-192
Other Defense Civil Programs:									
Military Retirement Fund.....	-1,535	-1,535	-17,659	-17,659	-15,583	-15,583
Department of Defense Medicare-Eligible Retiree Health Care Fund									
.....	-11,496	-11,496	-11,547	-11,547
Office of Personnel Management:									
Civil Service Retirement and Disability Fund	-1,470	-1,470	-17,045	-17,045	-15,976	-15,976
Social Security Administration (Off-Budget):									
Federal Old-Age and Survivors Insurance Trust Fund:									
Federal Employer Contributions.....	-995	-995	-10,236	-10,236	-9,603	-9,603
Federal Disability Insurance Trust Fund:									
Federal Employer Contributions.....	-168	-168	-1,737	-1,737	-1,630	-1,630
Payments for Military Service Credits	-8	-8
Other	(**)	(**)	-2	-2	-2	-2
Total--Employer Share, Employee Retirement.....	-4,506	-4,506	-61,770	-61,770	-57,769	-57,769

Table 5. Outlays of the U.S. Government, August 2008 and Other Periods

Classification	[\$ millions]								
	This Month			Current Fiscal Year to Date			Prior Fiscal Year to Date		
	Gross Outlays	Applicable Receipts	Outlays	Gross Outlays	Applicable Receipts	Outlays	Gross Outlays	Applicable Receipts	Outlays
Undistributed Offsetting Receipts:—Continued									
Interest Received by Trust Funds:									
Judicial Branch:									
Judicial Survivors Annuity Fund.....	(**)	(**)	-12	-12	-22	-22
Department of Health and Human Services:									
Federal Hospital Insurance Trust Fund.....	-64	-64	-15,903	-15,903	-16,131	-16,131
Federal Supplementary Medical Insurance Trust Fund.....	-39	-39	-3,134	-3,134	-1,970	-1,970
Department of Homeland Security:									
Oil Spill Liability Trust Fund.....	-1	-1	3	3	-22	-22
Other.....	-4	-4	-74	-74	-74	-74
Department of Labor:									
Unemployment Trust Fund.....	-7	-7	-3,601	-3,601	-3,178	-3,178
Department of State:									
Foreign Service Retirement and Disability Fund.....	(**)	(**)	-781	-781	-772	-772
Department of Transportation:									
Airport and Airway Trust Fund.....	-1	-1	-431	-431	-438	-438
Department of Veterans Affairs:									
National Service Life Insurance Fund.....	-1	-1	-554	-554	-590	-590
United States Government Life Insurance Fund.....	(**)	(**)	-2	-2	-2	-2
Corps of Engineers.....	-42	-42	-133	-133	-180	-180
Other Defense Civil Programs:									
Military Retirement Fund.....	-2,715	-2,715	-14,692	-14,692	-10,752	-10,752
Educational Benefits Fund.....	-17	-17	-78	-78	-59	-59
Armed Forces Retirement Home.....	(**)	(**)	-7	-7	-7	-7
Environmental Protection Agency.....	-77	-77	-207	-207	-264	-264
Office of Personnel Management:									
Civil Service Retirement and Disability Fund.....	-15	-15	-37,198	-37,198	-37,223	-37,223
Social Security Administration (Off-Budget):									
Federal Old-Age and Survivors Insurance Trust Fund.....	-54	-54	-102,679	-102,679	-95,276	-95,276
Federal Disability Insurance Trust Fund.....	-16	-16	-10,984	-10,984	-10,653	-10,653
Independent Agencies:									
Railroad Retirement Board.....	-7	-7	-61	-61	-61	-61
Other.....	-8	-8	-31	-31	-37	-37
Other.....	-43	-43	53	53	-154	-154
Total--Interest Received by Trust Funds.....	-3,114	-3,114	-190,507	-190,507	-177,868	-177,868
Digital Television Transition and Public Safety Fund.....	18,957	-18,957
Rents and Royalties on the Outer Continental Shelf Lands.....	809	-809	16,846	-16,846	6,653
Spectrum Auction Proceeds.....	(**)	(**)	6,850
Spectrum Relocation Activities.....	(**)	(**)	6,850
Total--Undistributed Offsetting Receipts.....	-7,620	809	-8,429	-252,277	35,813	-288,090	-235,638	20,353	-255,991
Total Outlays.....	294,459	25,529	268,930	3,056,149	321,381	2,734,768	2,852,851	296,140	2,556,711
Total On-Budget.....	238,422	19,729	218,692	2,567,973	251,003	2,316,970	2,354,978	225,895	2,129,083
Total Off-Budget.....	56,037	5,800	50,237	488,176	70,378	417,798	497,873	70,245	427,628
Total Surplus (+) or Deficit.....				-111,914				-483,354	-274,393
Total On-Budget.....				-112,243				-669,518	-427,832
Total Off-Budget.....				+330				+186,164	+153,439

MEMORANDUM
Receipts Offset Against Outlays
(In Millions)

	Current Fiscal Year to Date	Comparable Period Prior Fiscal Year
Proprietary Receipts.....	127,968	121,214
Receipts from Off-Budget Federal Entities.....
Intrabudgetary Transactions.....	531,112	521,571
Governmental Receipts.....	25,866	12,775
Total Receipts Offset Against Outlays.....	684,946	655,560

¹Includes FICA and SECA tax credits, non-contributory military service credits, special benefits for the aged, and credit for the unnegotiated OASI benefit checks.

Note: Details may not add to totals due to rounding.
(**) Less than \$500,000
... No Transactions

This Page Left Blank Intentionally

Table 6. Means of Financing the Deficit or Disposition of Surplus by the U.S. Government, August 2008 and Other Periods

Classification	[\$ millions]					
	Net Transactions (-) denotes net reduction of either liability or asset accounts			Account Balances Current Fiscal Year		
	This Month	Fiscal Year to Date		Beginning of		Close of This Month
This Year		Prior Year	This Year	This Month		
Liability Accounts:						
Borrowing from the Public:						
Treasury Securities, Issued Under General Financing Authorities:						
Debt Held by the Public	75,718	429,795	253,817	5,049,305	5,403,382	5,479,100
Intragovernmental Holdings	-15,443	208,307	244,857	3,958,348	4,182,098	4,166,655
Total Treasury Securities Outstanding	60,275	638,102	498,674	9,007,653	9,585,480	9,645,755
Plus Premium on Treasury Securities	-91	298	-241	4,145	4,534	4,443
Less Discount on Treasury Securities	141	-20,118	1,618	86,223	65,965	66,106
Total Treasury Securities Net Of Premium and Discount	60,044	658,517	496,816	8,925,575	9,524,048	9,584,092
Agency Securities, Issued Under Special Financing Authorities (See Schedule B for Other Agency Borrowing, See Schedule C)						
Total Federal Securities	-101	284	-391	22,959	23,344	23,243
Deduct:						
Federal Securities Held As Investments of Government Accounts (See Schedule D)	-15,602	208,245	244,947	3,958,417	4,182,264	4,166,662
Less Discount on Federal Securities Held As Investments of Government Accounts	-533	-17,721	1,410	42,796	25,608	25,075
Net Federal Securities Held As Investments of Government Accounts	-15,069	225,966	243,536	3,915,621	4,156,656	4,141,587
Total Borrowing from the Public	75,012	432,835	252,889	5,032,913	5,390,736	5,465,748
Accrued Interest Payable to the Public	-12,248	-8,759	-9,020	44,390	47,879	35,631
Allocations of Special Drawing Rights	-250	65	276	7,627	7,942	7,692
Deposit Funds	-1,212	110	-1,927	10,419	11,741	10,529
Miscellaneous Liability Accounts (Includes Checks Outstanding Etc.)	1,638	4,098	2,765	8,118	10,578	12,215
Total Liability Accounts	62,939	428,348	244,983	5,103,466	5,468,875	5,531,815
Asset Accounts (Deduct)						
Cash and Monetary Assets:						
U.S. Treasury Operating Cash: ¹						
Federal Reserve Account	-575	-857	-872	5,539	5,256	4,681
Tax and Loan Note Accounts	-54,109	-67,507	-41,810	69,698	56,300	2,192
Balance	-54,683	-68,364	-42,682	75,237	61,556	6,873
Special Drawing Rights:						
Total Holdings	-278	194	503	9,301	9,772	9,494
SDR Certificates Issued to Federal Reserve Banks	-2,200	-2,200	-2,200
Balance	-278	194	503	7,101	7,572	7,294
Reserve Position on the U.S. Quota in the IMF:						
U.S. Subscription to International Monetary Fund:						
Direct Quota Payments	46,525	46,525	46,525
Maintenance of Value Adjustments	-1,895	491	2,090	11,304	13,690	11,795
Letter of Credit Issued to IMF	-1	275	-4,211	-52,101	-51,825	-51,826
Dollar Deposits with the IMF	-3	13	-5	-153	-136	-140
Receivable/payable (-) for Interim Maintenance of Value Adjustments	1,741	-468	-107	-1,111	-3,320	-1,579
Balance	-159	311	-2,233	4,464	4,933	4,775
Other Cash and Monetary Assets	-176	1,043	1,202	25,168	26,387	26,211
Total Cash and Monetary Assets	-55,296	-66,817	-43,210	111,969	100,449	45,152
Non-Federal Securities of the National Railroad Retirement Investment Trust						
Net Activity, Guaranteed Loan Financing	905	6,905	10,395	-48,043	-42,043	-41,138
Net Activity, Direct Loan Financing	6,482	7,356	161	168,549	169,422	175,904
Miscellaneous Asset Accounts	-385	794	1,199	-267	913	527
Total Asset Accounts	-48,951	-54,542	-28,978	262,988	257,397	208,446
Excess of Liabilities (+) or Assets (-)	111,890	482,891	273,961	4,840,478	5,211,479	5,323,369
Transactions Not Applied to Current Year's Surplus or Deficit (See Schedule A for Details)	24	464	432	²	440	464
Total Budget and Off-Budget Federal Entities (Financing of Deficit (+) or Disposition of Surplus (-))	111,914	483,354	274,393	4,840,478	5,211,919	5,323,832

¹Major sources of information used to determine Treasury's operating cash balance include Federal Reserve Banks, the Treasury Regional Finance Centers, the Internal Revenue Service Centers, the Bureau of the Public Debt and various electronic systems. Deposits are reflected as received and withdrawals are reflected as processed.

²Includes adjustments of \$100 million in September 2003, \$12 million in September 2004, and \$24 million in September 2005 to reflect additional reporting by Department of Interior, Minerals Management Service and Department of Agriculture, respectively.

... No Transactions

Note: Details may not add to totals due to rounding.

Table 6. Schedule A-Analysis of Change in Excess of Liabilities of the U.S. Government, August 2008 and Other Periods

Classification	[\$ millions]		
	This Month	Fiscal Year to Date	
		This Year	Prior Year
Excess of Liabilities Beginning of Period:			
Based on Composition of Unified Budget In			
Preceding Period	5,211,479	4,841,785	4,679,712
Adjustments During Current Fiscal Year For			
Changes in Composition of Unified Budget:			
Revisions by Federal Agencies to the Prior Budget Results	-1,307	21
Excess of Liabilities Beginning of Period (Current Basis).....	5,211,479	4,840,478	4,679,734
Budget Surplus (-) or Deficit:			
Based on Composition of Unified Budget in Prior Fiscal Yr.....	111,914	483,354	274,393
Total Surplus (-) or Deficit (Table 2).....	111,914	483,354	274,393
Total-On-Budget (Table 2).....	112,243	669,518	427,832
Total-Off-Budget (Table 2).....	-330	-186,164	-153,439
Transactions Not Applied to Current Year's Surplus or Deficit:			
Seigniorage	-440	-432
Reclassification of Aged Unreconciled Accounts	-24	-24	(**)
Total-transactions Not Applied to Current Year's			
Surplus or Deficit	-24	-464	-432
Excess of Liabilities Close of Period	5,323,369	5,323,369	4,953,694

... No Transactions

Note: Details may not add to totals due to rounding.

(**) Less than \$500,000.

Table 6. Schedule B-Securities Issued by Federal Agencies Under Special Financing Authorities, August 2008 and Other Periods

Classification	[\$ millions]					
	This Month	Net Transactions (-) denotes net reduction of liability accounts		Account Balances Current Fiscal Year		
		Fiscal Year to Date		Beginning of		Close of
	This Year	Prior Year	This Year	This Month	This Month	
Agency Securities, Issued Under Special Financing Authorities:						
Obligations Guaranteed by the United States, Issued By:						
Department of Housing and Urban Development:						
Federal Housing Administration	-16	-29	85	69	69
Obligations Not Guaranteed by the United States, Issued By:						
Legislative Branch:						
Architect of the Capitol.....	-5	-3	-5	152	155	149
Independent Agencies:						
Federal Communications Commission.....	(**)	(**)	(**)
National Archives and Records Administration	-6	-11	-10	215	210	204
Tennessee Valley Authority	-90	313	-348	22,506	22,910	22,820
Total Agency Securities	-101	284	-391	22,959	23,344	23,243

... No Transactions

Note: Details may not add to totals due to rounding.

(**) Less than \$500,000.

Table 6. Schedule C (Memorandum)-Federal Agency Borrowing Financed Through the Issue of Treasury Securities, August 2008 and Other Periods

Classification	[\$ millions]					
	Transactions			Account Balances Current Fiscal Year		
	This Month	Fiscal Year to Date		Beginning of		Close of This Month
This Year		Prior Year	This Year	This Month		
Borrowing from the Treasury:						
Department of Agriculture:						
Farm Service Agency:						
Commodity Credit Corporation.....	-185	-1,168	-10,969	4,532	3,549	3,364
Agricultural Credit Insurance Fund.....	253	-387	1,063	5,654	5,015	5,267
Farm Storage Facility Loans.....	62	123	467	529	529
Apple Loans Fund.....	-1	-1	(**)	1	1	(**)
Emergency Boll Weevil Loan Fund.....	(**)	4	4	4
Natural Resources Conservation Service.....	4	4	4
Rural Housing Service:						
Rural Housing Insurance.....	-178	471	1,014	11,479	12,128	11,950
Rural Community Facility Loans Fund.....	75	378	372	2,316	2,618	2,693
Multifamily Housing Revitalization Loan Account.....	34	10	8	43	43
Rural Business - Cooperative Service:						
Rural Business and Industry Loans.....	30	30	6	65	65	95
Rural Development Loan Fund.....	-10	3	17	267	279	270
Rural Economic Development Loan Fund.....	14	10	89	103	103
Rural Utilities Service:						
Rural Water and Waste Disposal Fund.....	200	647	747	7,293	7,740	7,941
Rural Electrification and Telecommunications Fund.....	685	1,049	1,385	14,737	15,101	15,786
Rural Telephone Bank.....	42	49	462	504	504
Distance Learning and Telemedicine Program.....	47	83	311	357	357
Foreign Agricultural Service.....	8	8	90	1,448	1,448	1,456
Department of Commerce:						
Departmental Management:						
Emergency Steel Guaranteed Loan Fund.....	2	2	2
National Oceanic and Atmospheric Administration:						
Fisheries Finance.....	5	3	65	470	468	472
Fishing Vessel Obligations.....	-2	-2	9	8	8
National Telecommunications and Information Administration						
Digital Television Transition and Public Safety Fund.....	505	28	164	669	669
Department of Defense - Military:						
Arms Initiative Loans.....	-27	14	27	(**)	(**)
Family Housing Improvement Loans.....	28	9	197	225	225
Department of Education:						
College Housing and Academic Facilities Loans.....	(**)	81	81	81
Federal Direct Student Loans.....	-4,496	14,656	8,910	103,893	123,045	118,549
Teach Grant Loans.....	26	26	26
Temporary Student Loan Purchase Authority.....	10,728	10,728	10,728
Department of Energy:						
Bonneville Power Administration Fund.....	-40	-40	-181	2,241	2,240	2,200
Department of Homeland Security:						
National Flood Insurance Fund.....	-175	650	17,535	17,360	17,360
Disaster Assistance Loan Fund.....	-251	44	252	(**)	(**)
Department of Housing and Urban Development:						
Public and Indian Housing Programs:						
Low-Rent Public Housing - Loans and Other Expenses.....	1	3	1	1
Housing Programs:						
Federal Housing Administration.....	4,573	4,573	4,573
Department of the Interior:						
Helium Fund.....	252	252	252
Bureau of Reclamation Loan Fund.....	73	73	73
Bureau of Indian Affairs.....	1	-21	8	10	10
Assistance to American Samoa Loan Fund.....	11	11	11
Department of Justice:						
Federal Prison Industries, Incorporated.....	20	20	20
Department of State:						
Repatriation Loans.....	(**)	(**)	2	2	2
Department of Transportation:						
Minority Business Resource Center Fund.....	(**)	(**)	(**)	(**)	(**)	(**)
Essential Air Service and Rural Airport Improvement Fund.....	15	15	15
Federal Aviation Administration:						
Aircraft Purchase Loan Guarantee Program.....	(**)	(**)	(**)
Federal Highway Administration:						
Transportation Infrastructure Finance and Innovation Fund.....	6	853	228	339	1,186	1,192
Federal Railroad Administration:						
Railroad Rehabilitation and Improvement Loan Fund.....	-47	-223	71	505	329	282
Other.....	(**)	(**)	(**)
Maritime Administration:						
Ocean Freight Differential.....	92	-84	-76	193	16	108
Maritime Guaranteed Loan (Title XI) Fund.....	19	19	19
Department of Treasury:						
Departmental Offices:						
Air Transportation Stabilization Fund.....	10
Community Development Financial Institutions Fund.....	1	-3	42	43	43
Federal Financing Bank Revolving Fund.....	-903	-3,945	-861	17,609	14,567	13,664

Table 6. Schedule C (Memorandum)-Federal Agency Borrowing Financed Through the Issue of Treasury Securities, August 2008 and Other Periods

Classification	[\$ millions]					
	Transactions			Account Balances Current Fiscal Year		
	This Month	Fiscal Year to Date		Beginning of		Close of This Month
This Year		Prior Year	This Year	This Month		
Borrowing from the Treasury:—Continued						
Department of Veterans Affairs:						
Veterans Housing Benefit Program Fund.....	1,169	350	993	2,162	2,162
Native American Veteran Housing Fund.....	8	14	53	61	61
Vocational Rehabilitation Loan Fund.....	1	4	3	1	4	5
Guaranteed Transitional Housing Loans for Homeless Veterans.....	(**)	(**)	(**)
Corps of Engineers:						
Washington Aqueduct.....	-1	-1	13	12	12
Environmental Protection Agency:						
Abatement, Control, and Compliance Loan Program.....	-1	-1	16	15	15
General Services Administration:						
Land Acquisition and Development Fund.....	(**)	(**)	(**)
International Assistance Program:						
International Security Assistance:						
Foreign Military Loan Program.....	-204	27	27	27
Military Debt Reduction.....	225	225	225
Agency for International Development:						
International Debt Reduction.....	474	474	474
Overseas Private Investment Corporation.....	-142	76	69	793	1,011	869
Small Business Administration:						
Business Loan Fund.....	9	-387	-261	1,358	962	971
Disaster Loan Fund.....	316	-1,516	2,323	10,008	8,176	8,492
Independent Agencies:						
Export-Import Bank of the United States.....	-805	-1,596	-547	4,364	3,573	2,768
Federal Communications Commission:						
Spectrum Auction Loan Fund.....	3	106	106	106
Presidio Trust Fund.....	50	50	50
Railroad Retirement Board:						
Social Security Equivalent Benefit Account.....	277	-149	-298	2,945	2,518	2,796
Smithsonian Institution:						
John F. Kennedy Center Parking Facilities.....	20	20	20
Tennessee Valley Authority.....	150	150	150	150
Total Agency Borrowing from the Treasury						
 Financed Through Treasury Securities Issued.....	5,912	21,075	4,488	219,079	234,242	240,154
Borrowing from the Federal Financing Bank:						
Department of Agriculture:						
Rural Utilities Service:						
Rural Electrification and Telecommunications Fund.....	383	479	222	25,604	25,699	26,083
Department of Defense - Military:						
Department of the Navy.....	1,624	1,624	1,624
Defense Agencies.....	-53	-101	-1,555	-1,608	-1,608
Department of Education:						
Historically Black College and University Capital Financing Fund.....	1	15	158	314	327	328
Department of Health and Human Services:						
Health Maintenance Organization Loan And Loan Guarantee Fund.....	(**)	(**)	(**)
Department of Housing and Urban Development:						
Low-Rent Housing - Loans and Other Expenses.....	-99	-93	791	691	691
Department of the Interior:						
Assistance to Territories.....	-1	-2	1
Department of Transportation:						
Railroad Rehabilitation and Improvement Loan Fund.....	(**)	(**)	2	2	2
Department of Veterans Affairs:						
Guaranteed Transitional Housing for Homeless Veterans.....	(**)	2	5	5	5
General Services Administration:						
Federal Buildings Fund.....	-1	-40	-25	2,120	2,081	2,080
International Assistance Program:						
Foreign Military Financing Program.....	-34	-138	-172	836	732	698
National Aeronautics and Space Administration:						
Small Business Administration:						
Business Loan Fund.....	(**)	-7	-8	17	11	10
Independent Agencies:						
Postal Service.....	-292	-3,634	-1,600	4,200	858	566
Total Borrowing from the Federal Financing Bank.....	58	-3,478	-1,619	33,959	30,423	30,481

Note: This table includes lending by the Federal Financing Bank accomplished by the purchase of agency financial assets, by the acquisition of agency debt securities, and by the direct loans on behalf of an agency. The Federal Financing Bank borrows from Treasury and issues its own securities and in turn may loan these funds to agencies in lieu of agencies borrowing directly through Treasury or issuing their own securities.

... No Transactions
 (***) Less than \$500,000
 Note: Details may not add to totals due to rounding.

Table 6. Schedule D-Investments of Federal Government Accounts in Federal Securities, August 2008 and Other Periods

Classification	[\$ millions]					
	Net Purchases or Sales (-)			Securities Held as investments Current Fiscal Year		
	This Month	Fiscal Year to Date		Beginning of		Close of This Month
This Year		Prior Year	This Year	This Month		
Federal Funds:						
Department of Agriculture	3	26	34	88	111	114
Department of Commerce.....	3	3	3	3
Department of Defense-Military:						
Defense Cooperation Account	(**)	(**)	(**)	6	7	7
Department of Energy.....	670	3,277	3,403	44,058	46,665	47,335
Department of Housing and Urban Development:						
Housing Programs:						
Federal Housing Administration Fund	247	-3,329	352	22,410	18,834	19,081
Government National Mortgage Association:						
Guarantees of Mortgage-Backed Securities	66	479	372	8,759	9,171	9,237
Department of the Interior	12	-4	286	7,166	7,150	7,161
Department of Labor.....	-73	-19,335	-607	35,905	16,643	16,570
Department of Transportation	25	195	188	924	1,094	1,119
Department of the Treasury	83	596	870	17,171	17,684	17,767
Department of Veterans Affairs:						
Canteen Service Revolving Fund.....	26	26	26
Veterans Reopened Insurance Fund	-3	-19	-19	379	363	359
Servicemen's Group Life Insurance Fund	(**)	(**)	1	1	1
Other Defense Civil Programs:						
Uniformed Services Retiree Health Care Fund	840	20,473	19,865	92,191	111,825	112,664
Office of Personnel Management:						
Postal Service Contributions	1,202	20,091	25,491	26,694	26,694
Independent Agencies:						
Federal Deposit Insurance Corporation:						
Deposit Insurance Fund.....	-1,488	-15,333	1,224	47,515	33,671	32,182
FSLIC Resolution Fund.....	5	134	137	3,182	3,311	3,316
National Credit Union Administration	-15	113	414	7,183	7,311	7,296
Postal Service.....	21	-843	979	1,000	1,000
Other	151	653	333	12,667	13,169	13,320
Other	62	327	973	7,503	7,769	7,830
Total Treasury Securities	584	-10,521	47,076	333,604	322,499	323,083
Total Federal Funds.....	584	-10,521	47,076	333,604	322,499	323,083
Trust Funds:						
Legislative Branch:						
Library of Congress	-1	-1	-6	44	43	43
United States Tax Court.....	1	(**)	9	9	9
Other	-1	-4	3	37	34	33
Judicial Branch:						
Judicial Retirement Funds	-4	30	41	745	779	776
Department of Agriculture	10	33	25	6	28	39
Department of Defense-Military:						
Voluntary Separation Incentive Fund	-3	-17	-21	560	546	543
Other	(**)	-7	3	39	32	32
Department of Health and Human Services:						
Federal Hospital Insurance Trust Fund	-8,549	-5,219	10,101	319,377	322,707	314,158
Federal Supplementary Medical Insurance Trust						
Fund	-4,583	15,017	13,719	39,248	58,847	54,265
Other	42	24	250	2,669	2,651	2,693
Department of Homeland Security	59	247	446	2,782	2,970	3,029

Table 6. Schedule D-Investments of Federal Government Accounts in Federal Securities, August 2008 and Other Periods

[\$ millions]

Classification	Net Purchases or Sales (-)			Securities Held as investments Current Fiscal Year		
	This Month	Fiscal Year to Date		Beginning of		Close of This Month
		This Year	Prior Year	This Year	This Month	
Trust Funds:—Continued						
Department of the Interior	1	-10	24	69	58	59
Department of Labor:						
Unemployment Trust Fund	823	2,387	10,947	74,923	76,487	77,310
Other	4	-44	-1	77	29	32
Department of State:						
Foreign Service Retirement and Disability Fund	-46	438	472	14,378	14,861	14,816
Other	2	1	1	34	33	36
Department of Transportation:						
Airport and Airway Trust Fund	248	-217	1,886	7,931	7,466	7,714
Highway Trust Fund	-1,806	-5,179	2,022	12,205	8,831	7,026
Other	(**)	(**)	(**)
Department of Treasury	-42	-213	-173	865	695	652
Department of Veterans Affairs:						
General Post Fund, National Homes	2	-8	69	71	71
National Service Life Insurance	-74	-372	-343	9,752	9,453	9,380
United States Government Life Insurance Fund	(**)	-4	-4	35	31	31
Veterans Special Life Insurance Fund	-9	28	38	1,985	2,023	2,014
Corps of Engineers	148	665	541	4,023	4,540	4,688
Other Defense Civil Programs:						
Military Retirement Fund	564	27,234	10,879	190,232	216,901	217,465
Other	68	308	175	1,571	1,812	1,879
Environmental Protection Agency	9	505	488	5,680	6,177	6,186
National Aeronautics and Space Administration	1	1	(**)	14	14	15
Office of Personnel Management:						
Civil Service Retirement and Disability Fund:						
Treasury Securities	-3,519	-294	-15,869	701,665	704,890	701,371
Employees Life Insurance Fund	141	1,410	1,647	32,965	34,234	34,375
Employees and Retired Employees Health Benefits Fund	-289	-222	1,020	15,892	15,959	15,670
Social Security Administration:						
Federal Old-Age and Survivors Insurance Trust Fund	2,001	178,834	155,680	1,968,262	2,145,094	2,147,096
Federal Disability Insurance Trust Fund	-1,379	3,593	3,499	213,830	218,802	217,423
Independent Agencies:						
Harry S. Truman Memorial Scholarship Trust Fund	(**)	(**)	(**)	54	55	55
Japan-United States Friendship Commission	(**)	(**)	38	39	39
Railroad Retirement Board:						
Treasury Securities	15	-216	355	2,001	1,771	1,786
Agency Securities	(**)	-1	6	6	6
Other	-19	26	30	740	785	766
Total Treasury Securities	-16,186	218,766	197,871	3,624,807	3,859,759	3,843,573
Total Agency Securities	(**)	-1	6	6	6
Total Trust Funds	-16,186	218,766	197,870	3,624,813	3,859,765	3,843,579
Grand Total	-15,602	208,245	244,947	3,958,417	4,182,264	4,166,662

... No Transactions
 (* *) Less than \$500,000

Note: Investments are in Treasury securities unless otherwise noted.
 Note: Details may not add to totals due to rounding.

Table 6. Schedule E-Net Activity, Guaranteed and Direct Loan Financing, August 2008 and Other Periods

[\$ millions]

Classification	Net Transactions (-) denotes net reduction of asset accounts			Account Balances Current Fiscal Year		
	This Month	Fiscal Year to Date		Beginning of		Close of This Month
		This Year	Prior Year	This Year	This Month	
Guaranteed Loan Financing Activity:						
Department of Agriculture:						
Farm Service Agency:						
Commodity Credit Corporation Export Fund	-8	162	-330	-47	124	115
Agricultural Credit Insurance Fund.....	(**)	47	-28	-400	-353	-353
Rural Housing Service:						
Rural Community Facility Loans	(**)	21	1	-36	-14	-15
Rural Housing Insurance Fund	-4	-50	-14	-640	-686	-690
Rural Business-Cooperative Service:						
Rural Business and Industry Loans	-6	(**)	11	-166	-160	-166
Renewable Energy Guaranteed Loan Account	(**)	1	-3	-6	-4	-5
Rural Utilities Service:						
Rural Water and Waste Disposal Fund.....	(**)	(**)	(**)	-24	-24	-24
Department of Commerce:						
General Administration:						
Emergency Oil, Gas, and Steel Account	-4	33	-47	-50	-50
National Oceanic and Atmospheric Administration:						
Fishing Vessel Obligations.....	(**)	-2	-3	5	3	3
Department of Defense-Military	-26	22	1	-25	-25
Department of Education:						
Office of Student Financial Assistance:						
Federal Family Education Loans	808	9,192	7,921	-36,847	-28,463	-27,655
Department of Health and Human Services:						
Health Resources and Services Administration:						
Health Center Loans	(**)	-1	-4	-4	-4
Health Education Assistance Loans.....	(**)	20	43	-111	-91	-91
Department of Housing and Urban Development:						
Public and Indian Housing Programs:						
Indian Housing Loans	(**)	3	-1	-35	-31	-31
Native Hawaiian Housing Loans	(**)	(**)	(**)	(**)	(**)
Community Planning and Development:						
Community Development Loans	(**)	-4	-4	-87	-91	-91
Housing Programs:						
FHA-Mutual Mortgage Insurance Loans	-133	-4,451	-555	-1,013	-5,331	-5,464
FHA-General and Special Risk Fund	53	682	1,917	122	751	804
Government National Mortgage Association:						
Guarantees of Mortgaged-Backed Securities	-32	-289	-280	-1,389	-1,645	-1,677
Department of the Interior:						
Bureau of Indian Affairs	(**)	60	-6	-98	-37	-37
Department of Transportation:						
Office of the Secretary:						
Minority Business Resource Center Fund.....	(**)	(**)	(**)	(**)	(**)
Federal Highway Administration:						
Transportation Infrastructure Finance and Innovation Fund.....	(**)	(**)	(**)
Maritime Administration:						
Maritime Guaranteed Loan (Title XI) Fund.....	38	124	-1	-331	-244	-206
Department of the Treasury:						
Departmental Offices:						
Air Transportation Stabilization Fund	-46	(**)	(**)	(**)
Department of Veterans Affairs:						
Veterans Benefits Administration:						
Veterans Housing Benefit Program Fund.....	6	-208	736	-2,908	-3,122	-3,116
Guaranteed Transitional Housing Loans for Homeless Veterans.....	(**)	(**)	-2	(**)	(**)	(**)
International Assistance Program:						
Agency for International Development:						
Ukraine Export Credit Insurance Fund.....	(**)	(**)	(**)
Loan Guarantees to Israel	-1,243	-1,243	-1,243
Urban and Environmental Credit Guaranteed Loans	(**)	-1	1	-122	-122	-123
Microenterprise and Small Enterprise Development	-2	-2	(**)	2	2	-1
Development Credit Authority Loan Fund	-1	-2	5	-20	-22	-22
Loan Guarantees to Egypt.....	-177	-177	-177
Overseas Private Investment Corporation	-5	421	113	-543	-117	-122
Small Business Administration:						
Business Loan Fund	193	1,121	233	-984	-56	138
Independent Agencies:						
Export-Import Bank of the United States.....	(**)	89	633	-898	-809	-809
Net Activity, Guaranteed Loan Financing	905	6,905	10,395	-48,043	-42,043	-41,138

Direct Loan Financing Activity:

Department of Agriculture:						
Farm Service Agency:						
Agricultural Credit Insurance Fund.....	43	355	-57	3,990	4,302	4,345
Farm Storage Facility Loans	1	-18	36	304	285	286
Apple Loans Fund.....	-1	(**)	1	(**)	(**)
Emergency Boll Weevil Loan Fund	(**)	(**)	(**)	(**)
Natural Resources Conservation Service:						
Agricultural Resource Conservation Demonstration Program	(**)	(**)	(**)
Rural Housing Service:						
Rural Community Facility Loans Fund	14	190	233	2,069	2,244	2,258
Rural Housing Insurance Fund	-112	-143	-112	11,360	11,328	11,217
Multifamily Housing Revitalization Loan Account	14	35	5	8	29	43

Table 6. Schedule E-Net Activity, Guaranteed and Direct Loan Financing, August 2008 and Other Periods

Classification	[\$ millions]					
	Net Transactions (-) denotes net reduction of asset accounts			Account Balances Current Fiscal Year		
	This Month	Fiscal Year to Date		Beginning of		Close of This Month
This Year		Prior Year	This Year	This Month		
Direct Loan Financing Activity:—Continued						
Department of Agriculture:—Continued						
Rural Business-Cooperative Service:						
Rural Business and Industry Loan Fund	-1	-3	-8	-14	-17	-17
Rural Development Loan Fund	-1	-5	(**)	261	256	255
Rural Economic Development Loan Fund	2	3	-2	82	82	85
Rural Utilities Service:						
Rural Water and Waste Disposal Loans	115	319	255	6,399	6,602	6,717
Rural Electrification and Telecommunications Fund	482	2,458	3,355	28,055	30,030	30,513
Rural Telephone Bank	4	33	-25	462	491	495
Distance Learning and Telemedicine Program	4	1	49	309	306	310
Rural Development Insurance Fund	1,065	1,065	1,065
Foreign Agricultural Service:						
P.L. 480 Direct Loan Fund	-8	-630	-183	1,033	412	403
International Debt Reduction	(**)	-44	50	153	109	109
Department of Commerce:						
National Oceanic and Atmospheric Administration:						
Fisheries Finance	1	-23	48	468	443	445
Department of Defense-Military	-1	25	4	197	222	222
Department of Education:						
Office of Postsecondary Education:						
College Housing and Academic Facilities Loans	(**)	-5	-4	13	9	8
Historically Black College and University Capital Financing Fund	1	19	-161	-5	12	14
Office of Student Financial Assistance:						
Federal Direct Student Loans	3,987	3,317	-3,602	98,527	97,856	101,843
Teach Grant Loans	-4	-4	-4
Temporary Student Loan Purchase Authority	1,969	1,969	1,969
Department of Homeland Security:						
Disaster Assistance Loan Fund	-2	39	2	(**)	(**)
Department of Housing and Urban Development:						
Housing Programs:						
FHA-Mutual Mortgage Insurance Loans	(**)	-1	1	-3	-4	-4
FHA-General and Special Risk Fund	(**)	(**)	(**)	(**)
Department of the Interior:						
Bureau of Reclamation	-15	-33	63	48	48
Bureau of Indian Affairs	(**)	2	-4	5	7	7
Assistance to American Samoa Loan Fund	-2	-1	11	9	9
Department of State:						
Administration of Foreign Affairs:						
Repatriation Loans	(**)	-1	-1	-5	-6	-6
Department of Transportation:						
Federal Highway Administration:						
Transportation Infrastructure Finance and Innovation Fund	16	838	214	337	1,158	1,174
Federal Railroad Administration:						
Railroad Rehabilitation and Improvement Loan Fund	8	-237	51	505	261	268
Department of the Treasury:						
Departmental Offices:						
Community Development Financial Institutions Fund	(**)	-3	-5	42	39	39
Financial Management Service	(**)	(**)	(**)
Department of Veterans Affairs:						
Veterans Benefits Administration:						
Veterans Housing Benefit Program Fund	3	473	70	916	1,385	1,388
Native American Veteran Housing Fund	(**)	1	3	40	41	40
Vocational Rehabilitation Loan Fund	(**)	(**)	(**)	1	1	1
Environmental Protection Agency:						
Abatement, Control, and Compliance Loan Program	-4	-4	16	12	12
International Assistance Program:						
International Security Assistance:						
Foreign Military Loan Program	(**)	-212	13	13	13
Military Debt Reduction	(**)	-318	-13	219	-99	-99
Agency for International Development:						
International Debt Reduction	(**)	-55	-47	246	192	192
Overseas Private Investment Corporation	19	-97	-80	654	537	557
Small Business Administration:						
Business Loan Fund	(**)	-8	-4	106	98	97
Disaster Loan Fund	-31	-359	1,287	7,272	6,944	6,913
Independent Agencies:						
Export-Import Bank of the United States	-50	-696	-875	3,315	2,669	2,619
Federal Communications Commission:						
Spectrum Auction Loan Fund	-5	-103	60	55	55
Net Activity, Direct Loan Financing	6,482	7,356	161	168,549	169,422	175,904

Note: Federal credit programs provide benefits to the public in the form of direct loans and loan guarantees. This table reflects cash transactions and balances of the nonbudgetary financing fund accounts that result from the disbursement of loans, collection of fees, repayment of principle, sale of collateral, interest, and subsidy received from the credit program accounts at net present value in accordance with the *Credit Reform Act of 1990*. Unreimbursed costs such as administrative expenses and subsidy payments are reported on a cash basis and included within each program's budgetary totals in Table 5.

... No Transactions
 (***) Less than \$500,000
 Note: Details may not add to totals due to rounding.

Table 7. Receipts and Outlays of the U.S. Government by Month, Fiscal Year 2008

Classification	[\$ millions]												Fiscal Year to Date	Comparable Period Prior F.Y.
	Oct.	Nov.	Dec.	Jan.	Feb.	March	April	May	June	July	Aug.	Sept.		
Receipts:														
Individual Income Taxes.....	95,563	65,443	112,657	148,838	24,400	56,632	244,025	21,651	108,554	66,124	70,263		1,014,151	1,042,316
Corporation Income Taxes.....	5,955	2,699	83,879	6,060	-1,692	32,569	41,672	7,046	58,328	10,282	3,917		250,715	293,521
Social Insurance and Retirement Receipts:														
Employment and General Retirement.....	59,952	64,468	66,989	82,681	67,520	73,882	91,661	68,890	78,390	65,277	65,440		785,150	753,520
Unemployment Insurance.....	2,137	3,261	259	2,139	2,989	353	7,663	12,746	686	2,815	4,487		39,535	40,865
Other Retirement.....	325	394	349	370	327	325	325	394	322	387	320		3,838	3,926
Excise Taxes.....	4,452	5,871	5,718	5,032	4,921	5,500	5,636	5,262	5,942	5,933	5,384		59,650	57,530
Estate and Gift Taxes.....	2,413	2,057	2,460	2,336	1,820	2,405	4,630	1,994	2,298	2,536	1,851		26,801	23,883
Customs Duties.....	2,509	2,478	2,127	2,234	2,223	2,070	2,075	2,158	2,306	2,678	2,226		25,085	23,687
Miscellaneous Receipts.....	4,870	4,385	2,545	5,529	3,214	5,079	6,063	4,130	3,086	4,461	3,128		46,489	43,070
Total-Receipts This Year.....	178,175	151,055	276,982	255,217	105,723	178,816	403,751	124,272	259,912	160,494	157,016		2,251,414
(On-Budget).....	133,146	102,705	227,125	191,181	53,495	120,840	333,059	70,392	199,010	110,050	106,449		1,647,452
(Off-Budget).....	45,029	48,350	49,857	64,036	52,229	57,976	70,692	53,880	60,902	50,444	50,567		603,962
<i>Total-Receipts Prior Year.....</i>	<i>167,693</i>	<i>145,866</i>	<i>259,969</i>	<i>260,609</i>	<i>120,312</i>	<i>166,490</i>	<i>383,641</i>	<i>164,239</i>	<i>276,517</i>	<i>170,439</i>	<i>166,545</i>		<i>.....</i>	<i>2,282,318</i>
<i>(On Budget).....</i>	<i>124,682</i>	<i>99,872</i>	<i>214,180</i>	<i>199,519</i>	<i>69,732</i>	<i>107,504</i>	<i>315,639</i>	<i>112,584</i>	<i>218,697</i>	<i>121,679</i>	<i>117,166</i>		<i>.....</i>	<i>1,701,251</i>
<i>(Off Budget).....</i>	<i>43,011</i>	<i>45,994</i>	<i>45,789</i>	<i>61,090</i>	<i>50,580</i>	<i>58,987</i>	<i>68,002</i>	<i>51,655</i>	<i>57,820</i>	<i>48,760</i>	<i>49,379</i>		<i>.....</i>	<i>581,067</i>
Outlays:														
Legislative Branch.....	367	331	323	406	342	353	512	351	352	359	345		4,040	3,986
Judicial Branch.....	480	626	487	502	511	469	509	602	560	520	529		5,794	5,527
Department of Agriculture:														
Commodity Credit Corporation and Foreign Agricultural Service.....	6,580	3,318	2,029	1,250	-147	-504	-439	-440	-1,160	-948	-64		9,476	12,034
Other.....	5,964	4,870	7,902	8,019	7,417	7,850	5,715	6,412	7,245	6,709	6,936		75,039	66,369
Department of Commerce.....	599	603	691	608	599	525	511	643	887	670	719		7,055	5,924
Department of Defense:														
Military:														
Military Personnel.....	23,979	14,124	9,871	5,971	14,444	6,576	10,073	14,584	6,413	10,881	14,794		131,710	120,727
Operation and Maintenance.....	17,864	20,195	18,811	20,835	19,062	20,096	21,569	20,378	20,038	21,398	20,840		221,085	196,467
International Reconstruction and Other Assistance.....	3	2	2	3	2	2	2	3	2	3	1		26	27
Procurement.....	7,627	8,345	11,032	9,412	8,701	9,724	10,162	9,317	10,411	10,783	9,418		104,932	90,876
Research, Development, Test, and Evaluation.....	5,462	5,250	7,123	7,231	5,165	6,310	7,762	5,275	6,217	7,233	5,974		69,002	67,431
Military Construction.....	912	899	934	636	823	1,004	700	1,060	1,079	1,126	1,208		10,381	7,261
Family Housing.....	364	294	420	241	242	267	261	245	275	289	276		3,173	3,102
Revolving and Management Funds.....	1,190	1,381	729	321	-262	-165	-341	635	568	624	-263		4,417	1,324
Other.....	-396	-273	251	-343	24	697	-1,203	-244	878	-862	-601		-2,072	-1,354
Total Military.....	57,005	50,217	49,174	44,309	48,199	44,512	48,986	51,253	45,880	51,475	51,647		542,656	485,861
Department of Education.....	5,037	4,971	4,501	7,581	7,055	4,907	4,572	8,758	4,542	3,853	4,630		60,408	60,636
Department of Energy.....	1,409	881	2,209	1,243	1,859	1,059	2,384	2,390	1,073	1,823	553		16,882	17,905
Department of Health and Human Services:														
Public Health Service.....	3,540	3,775	4,032	3,948	4,146	4,416	4,105	4,459	4,549	4,220	4,166		45,355	44,557
Centers for Medicare and Medicaid Services:														
Grants to States for Medicaid.....	17,386	17,047	15,987	16,379	16,274	15,885	18,336	18,312	15,873	17,660	15,571		184,710	176,123
Federal Hospital Ins. Trust Fund.....	18,112	19,163	13,429	19,356	22,423	14,578	20,070	23,126	15,964	20,246	23,623		210,090	193,196
Federal Supp. Med. Ins. Trust Fund.....	15,381	18,119	11,258	15,495	18,207	11,207	16,208	19,865	12,946	16,982	20,809		176,478	170,449
Other.....	20,053	23,059	12,883	17,405	26,201	14,244	25,706	27,384	15,676	20,811	26,844		230,266	243,468
Administration for Children and Families.....	3,505	4,474	3,933	4,038	4,489	4,328	3,960	4,223	4,109	3,803	3,776		44,638	43,593
Other.....	-19,484	-21,245	-16,890	-20,042	-22,933	-18,369	-25,949	-23,663	-24,002	-21,365	-23,671		-237,613	-244,054
Department of Homeland Security.....	3,728	3,204	2,949	3,202	3,196	3,427	3,173	3,126	3,918	3,203	3,388		36,515	35,888
Department of Housing and Urban Development.....	4,150	4,064	4,206	3,890	3,545	3,755	3,687	7,316	3,873	3,654	3,536		45,675	41,681
Department of the Interior.....	914	819	1,001	912	827	825	575	711	869	985	437		8,876	9,531
Department of Justice.....	2,684	2,079	2,296	2,412	1,919	2,140	2,187	2,006	2,255	2,278	1,993		24,248	22,114
Department of Labor:														
Unemployment Trust Fund.....	2,867	2,836	3,402	4,298	3,946	4,062	3,972	3,460	3,409	4,191	4,995		41,439	33,583
Other.....	506	84	1,592	1,004	749	-208	1,923	3,410	391	1,554	868		11,874	10,460
Department of State.....	1,427	1,813	1,806	1,295	1,154	1,357	668	2,244	1,220	1,284	1,892		16,159	12,265
Department of Transportation:														
Highway Trust Fund.....	3,686	2,867	2,699	2,084	2,039	2,632	2,074	2,958	3,499	3,807	3,679		32,023	30,510
Other.....	2,413	2,225	2,583	1,992	2,052	2,303	2,332	2,471	2,466	2,714	2,490		26,041	24,731
Department of the Treasury:														
Interest on Treasury Debt Securities (Gross).....	22,310	25,345	106,138	24,687	20,037	23,024	22,362	22,388	110,973	24,068	29,937		431,271	410,791
Other.....	1,064	1,385	2,576	5,088	32,303	13,084	9,523	19,226	15,380	2,000	1,806		103,436	65,935

Table 7. Receipts and Outlays of the U.S. Government by Month, Fiscal Year 2008

Classification	[\$ millions]												Fiscal Year to Date	Comparable Period Prior F.Y.
	Oct.	Nov.	Dec.	Jan.	Feb.	March	April	May	June	July	Aug.	Sept.		
Outlays:—Continued														
Department of Veterans Affairs:														
Compensation and Pensions.....	3,223	6,163	3,351	207	6,470	268	3,369	6,523	275	3,453	6,636		39,936	34,347
National Service Life.....	77	73	70	84	95	101	93	89	91	82	74		928	932
Other.....	3,535	4,187	3,283	3,220	3,378	3,772	3,596	4,405	3,005	3,727	3,526		39,635	34,186
Corps of Engineers.....	450	321	437	507	447	376	333	371	364	483	500		4,590	3,458
Other Defense Civil Programs.....	3,694	4,110	4,021	4,193	4,010	3,993	3,232	3,771	3,864	3,948	3,074		41,909	42,945
Environmental Protection Agency.....	668	677	714	687	630	713	576	675	637	570	697		7,244	7,583
Executive Office of the President.....	96	113	152	140	110	92	93	80	72	82	272		1,301	2,821
General Services Administration.....	33	24	38	29	17	189	-12	135	24	-4	-97		376	160
International Assistance Program:														
International Security Assistance.....	997	449	356	3,715	379	621	361	387	530	534	-395		7,934	7,555
Multilateral Assistance.....	118	61	49	89	54	4	1,022	82	25	83	65		1,654	2,151
International Development Assistance.....	551	373	474	295	263	421	395	-320	426	415	283		3,576	3,577
Other.....	-1,599	-1,516	-79	-452	-52	-706	7	-480	33	212	588		-4,043	-679
National Aeronautics and Space Administration.....	1,104	1,596	1,548	1,216	1,264	1,486	1,541	1,593	1,618	1,550	1,446		15,962	14,089
National Science Foundation.....	445	478	451	394	429	463	396	440	513	658	609		5,277	5,031
Office of Personnel Management.....	6,326	5,026	5,352	5,987	5,843	6,061	6,390	5,331	5,432	6,039	6,206		63,993	58,211
Small Business Administration.....	71	71	73	78	-268	66	61	69	79	63	89		453	1,088
Social Security Administration:														
Federal Old-Age and Survivors Ins. Trust Fund (Off-Budget).....	40,770	40,907	41,500	41,882	41,970	42,680	42,195	42,832	46,392	42,758	43,015		466,901	469,017
Federal Disability Ins. Trust Fund (Off-Budget).....	8,402	8,474	8,832	8,825	8,845	9,026	9,105	9,026	9,740	8,975	8,816		98,064	95,856
Other.....	3,387	6,692	3,306	-59	6,783	-85	3,459	7,386	-559	3,404	6,990		40,704	35,576
Independent Agencies:														
Fed. Deposit Ins. Corp.:														
Deposit Insurance Fund.....	962	-485	-524	-199	-504	-220	-148	724	82	14,089	1,488		15,265	-1,134
FSLIC Resolution Fund.....	215	-29	-44	246	-7	-5	-17	-5	-7	68	-5		411	227
Postal Service:														
Public Enterprise Funds (Off-Budget).....	-926	287	-525	-721	-449	-523	-812	613	147	-365	-343		-3,617	-701
Payments to the Postal Service Fund.....	93	8	8		109	114
Tennessee Valley Authority.....	195	74	-112	60	-217	454	-289	-6	326	-53	-227		205	-316
Other Independent Agencies.....	979	1,325	3,546	2,449	3,546	2,134	1,750	901	-2,108	4,126	2,615		21,264	13,547
Undistributed Offsetting Receipts:														
Employer Share, Employee Retirement.....	-18,288	-4,397	-4,084	-4,472	-4,316	-4,201	-4,094	-4,591	-4,285	-4,537	-4,506		-61,770	-57,769
Interest Received by Trust Funds.....	-1,489	-1,755	-85,937	-1,180	-1,509	-720	-2,931	-1,543	-88,768	-1,560	-3,114		-190,507	-177,868
Rents and Royalties on Outer Continental Shelf Lands.....	-760	-942	-721	-1,208	-2,328	-1,288	-2,863	-1,279	-2,555	-2,093	-809		-16,846	-6,653
Other.....	(**)	(**)	(**)	-1	-5	(**)	-1	(**)	-18,957	-1	(**)		-18,967	-13,700
Totals This Year:														
Total Outlays.....	235,014	249,293	228,721	237,379	281,287	227,028	244,469	290,199	209,188	263,261	268,930		2,734,768
(On-Budget).....	192,586	200,783	235,395	193,589	232,181	177,070	199,021	239,019	211,454	217,179	218,692		2,316,970
(Off-Budget).....	42,428	48,510	-6,674	43,790	49,106	49,958	45,448	51,180	-2,266	46,082	50,237		417,798
Total-Surplus (+) or Deficit (-).....	-56,838	-98,238	+48,261	+17,839	-175,563	-48,212	+159,282	-165,927	+50,725	-102,767	-111,914		-483,354
(On-Budget).....	-59,440	-98,078	-8,270	-2,408	-178,686	-56,230	+134,038	-168,628	-12,443	-107,129	-112,243		-669,518
(Off-Budget).....	+2,601	-160	+56,531	+20,246	+3,123	+8,018	+25,244	+2,700	+63,168	+4,362	+330		+186,164
Total Borrowing from the Public.....	18,877	79,523	-8,975	-3,664	127,587	76,304	-88,501	33,713	6,367	116,591	75,012		432,835	252,889
Total-Outlays Prior Year:														
(On-Budget).....	176,517	173,720	223,858	179,869	193,617	215,714	160,504	184,566	249,332	163,434	207,951		2,129,083
(Off-Budget).....	40,497	45,187	-5,851	42,504	46,688	47,047	45,462	47,371	-296	43,452	75,567		427,628
Total-Surplus (+) or Deficit (-) Prior Year.....	-49,321	-73,042	+41,961	+38,236	-119,993	-96,270	+177,674	-67,699	+27,481	-36,447	-116,973		-274,393
(On-Budget).....	-51,836	-73,849	-9,678	+19,650	-123,885	-108,210	+155,135	-71,982	-30,635	-41,755	-90,785		-427,832
(Off-Budget).....	+2,514	+807	+51,639	+18,586	+3,892	+11,940	+22,540	+4,284	+58,116	+5,308	-26,188		+153,439

... No Transactions

(* *) Less than \$500,000

Note: Details may not add to totals due to rounding

Table 8. Trust Fund Impact on Budget Results and investment Holdings as of August 29, 2008

Classification	[\$ millions]								
	This Month			Fiscal Year to Date			Securities held as investments Current Fiscal Year		
	Receipts	Outlays	Excess	Receipts	Outlays	Excess	Beginning of This Year	This Month	Close of This Month
Trust Receipts, Outlays, and Investments Held:									
Airport and Airway	1,132	785	347	10,665	12,203	-1,539	7,931	7,466	7,714
Black Lung Disability.....	32	26	6	554	301	253
Federal Disability Insurance.....	7,529	8,816	-1,288	101,862	98,064	3,799	213,830	218,802	217,423
Federal Employees Life and Health.....	135	-135	-1,181	1,181	48,857	50,193	50,045
Federal Employees Retirement	1,825	5,392	-3,567	59,315	59,112	203	716,797	720,540	716,972
Federal Hospital Insurance.....	15,331	23,694	-8,363	214,640	211,104	3,536	319,377	322,707	314,158
Federal Old-Age and Survivors Insurance.....	44,289	43,015	1,274	645,649	466,901	178,748	1,968,262	2,145,094	2,147,096
Federal Supplementary Medical Insurance.....	23,522	28,611	-5,089	226,576	220,143	6,432	39,248	58,847	54,265
Hazardous Substance Superfund.....	29	107	-79	1,150	880	270	2,744	3,078	3,032
Highways.....	2,400	4,327	-1,927	30,949	38,046	-7,097	12,205	8,831	7,026
Military Advances.....	1,274	1,641	-366	19,922	15,407	4,515
Military Retirement.....	4,250	3,872	378	78,538	41,947	36,591	190,232	216,901	217,465
Railroad Retirement.....	59	1,004	-945	7,769	10,619	-2,850	2,007	1,776	1,791
Unemployment	4,538	5,002	-464	43,748	41,530	2,218	74,923	76,487	77,310
Veterans Life Insurance.....	15	97	-82	684	1,034	-350	11,772	11,507	11,424
All Other Trust	640	402	237	6,265	4,895	1,370	16,629	17,535	17,858
Total Trust Fund Receipts and Outlays and Investments Held from Table 6-D.....	106,865	126,925	-20,060	1,448,284	1,221,005	227,280	3,624,813	3,859,765	3,843,579
Less: Interfund Transactions.....	32,732	32,732	573,511	573,511			
Trust Fund Receipts and Outlays on the Basis of Tables 4 & 5	74,133	94,193	-20,060	874,774	647,494	227,280			
Total Federal Fund Receipts and Outlays.....	82,966	174,820	-91,853	1,377,780	2,088,414	-710,634			
Less: Interfund Transactions.....	83	83	1,140	1,140			
Federal Fund Receipts and Outlays on The Basis of Table 4 & 5.....	82,883	174,737	-91,853	1,376,640	2,087,274	-710,634			
Net Budget Receipts & Outlays	157,016	268,930	-111,914	2,251,414	2,734,768	-483,354			

Note: Interfund receipts and outlays are transactions between Federal funds and trust funds such as Federal payments and contributions, and interest and profits on investments in Federal securities. They have no net effect on overall budget receipts and outlays since the receipt side of such transactions is offset against budget outlays. In this table, Interfund receipts are shown as an adjustment to arrive at total receipts and outlays of trust funds respectively. ... No Transactions

Table 9. Summary of Receipts by Source, and Outlays by Function of the U.S. Government, August 2008 and Other Periods

Classification	[\$ millions]		
	This Month	Fiscal Year to Date	Comparable Period Prior Fiscal Year
Net Receipts			
Individual Income Taxes.....	70,263	1,014,151	1,042,316
Corporation Income Taxes.....	3,917	250,715	293,521
Social Insurance and Retirement Receipts:			
Employment and General Retirement.....	65,440	785,150	753,520
Unemployment Insurance.....	4,487	39,535	40,865
Other Retirement.....	320	3,838	3,926
Excise Taxes	5,384	59,650	57,530
Estate and Gift Taxes	1,851	26,801	23,883
Customs Duties	2,226	25,085	23,687
Miscellaneous Receipts.....	3,128	46,489	43,070
Total.....	157,016	2,251,414	2,282,318
Net Outlays			
National Defense.....	54,230	569,415	512,409
International Affairs.....	5,447	28,073	26,453
General Science, Space, and Technology.....	1,943	21,437	19,731
Energy.....	-568	-187	-1,093
Natural Resources and Environment.....	2,559	27,324	27,022
Agriculture.....	-1,395	18,716	20,220
Commerce and Housing Credit.....	1,951	24,636	980
Transportation.....	7,383	69,751	65,701
Community and Regional Development.....	1,808	20,535	26,004
Education, Training, Employment and Social Services.....	6,430	81,775	82,193
Health.....	22,212	257,340	245,602
Medicare.....	46,771	369,129	353,417
Income Security.....	33,552	407,122	345,936
Social Security.....	51,829	564,875	564,805
Veterans Benefits and Services.....	10,184	80,423	69,540
Administration of Justice.....	3,859	42,818	38,660
General Government.....	908	14,972	13,045
Net Interest.....	25,142	234,188	224,207
Undistributed Offsetting Receipts.....	-5,315	-97,573	-78,122
Total.....	268,930	2,734,768	2,556,711

Note: Details may not add to totals due to rounding.

Explanatory Notes

1. Flow of Data into Monthly Treasury Statement

The *Monthly Treasury Statement (MTS)* is assembled from data in the central accounting system. The major sources of data include monthly accounting reports by Federal entities and disbursing officers, and daily reports from the Federal Reserve banks. These reports detail accounting transactions affecting receipts and outlays of the Federal Government and off-budget Federal entities, and their related effect on the assets and liabilities of the U.S. Government. Information is presented in the *MTS* on a modified cash basis.

2. Notes on Receipts

Receipts included in the report are classified into the following major categories: (1) budget receipts and (2) offsetting collections (also called applicable receipts). Budget receipts are collections from the public that result from the exercise of the Government's sovereign or governmental powers, excluding receipts offset against outlays. These collections, also called governmental receipts, consist mainly of tax receipts (including social insurance taxes), receipts from court fines, certain licenses, and deposits of earnings by the Federal Reserve System. Refunds of receipts are treated as deductions from gross receipts.

Offsetting collections are from other Government accounts or the public that are of a business-type or market-oriented nature. They are classified into two major categories: (1) offsetting collections credited to appropriations or fund accounts, and (2) offsetting receipts (i.e., amounts deposited in receipt accounts). Collections credited to appropriation or fund accounts normally can be used without appropriation action by Congress. These occur in two instances: (1) when authorized by law, amounts collected for materials or services are treated as reimbursements to appropriations and (2) in the three types of revolving funds (public enterprise, intra governmental, and trust); collections are netted against spending, and outlays are reported as the net amount.

Offsetting receipts in receipt accounts cannot be used without being appropriated. They are subdivided into two categories: (1) proprietary receipts - these collections are from the public and they are offset against outlays by agency and by function, and (2) intra governmental funds - these are payments into receipt accounts from Governmental appropriation or fund accounts. The transactions may be intrabudgetary when the payment and receipt both occur within the budget or from receipts from off-budget Federal entities in those cases where payment is made by a Federal entity whose budget authority and outlays are excluded from the budget totals.

Intrabudgetary transactions are subdivided into three categories: (1) interfund transactions, where the payments are from one fund group (either Federal funds or trust funds) to a receipt account in the other fund group; (2) Federal intrafund transactions, where the payments and receipts both occur within the Federal fund group; and (3) trust intrafund transactions, where the payments and receipts both occur within the trust fund group.

Offsetting receipts are generally deducted from budget authority and outlays by function, by subfunction, or by agency. There are four types of receipts, however, that are deducted from budget totals as undistributed offsetting receipts. They are: (1) agencies' payments (including payments by off-budget Federal entities) as employers into employees retirement funds, (2) interest received by trust funds, (3) rents and royalties on the Outer Continental Shelf lands, and (4) other interest (i.e., interest collected on Outer Continental Shelf money in deposit funds when such money is transferred into the budget).

3. Notes on Outlays

Outlays are generally accounted for on the basis of checks issued, electronic funds transferred, or cash payments made. Certain outlays do not require issuance of cash or checks. An example is charges made against appropriations for that part of employees' salaries withheld for taxes or savings bond allotments - these are counted as payments to the employee and credits for whatever purpose the money was withheld. Outlays are stated net of offsetting collections (including receipts of revolving and management funds) and of refunds. Interest on the public debt (public issues) is recognized on the accrual basis. Federal credit

programs subject to the Federal Credit Reform Act of 1990 use the cash basis of accounting and are divided into two components. The portion of the credit activities that involve a cost to the Government (mainly subsidies) is included within the budget program accounts. The remaining portion of the credit activities are in non-budget financing accounts. Outlays of off-budget Federal entities are excluded by law from budget totals. However, they are shown separately and combined with the on-budget outlays to display total Federal outlays.

4. Processing

The data on payments and collections are reported by account symbol into the central accounting system. In turn, the data are extracted from this system for use in the preparation of the *MTS*.

There are two major checks which are conducted to assure consistency of the data reported:

1. Verification of payment data. The monthly payment activity reported by Federal entities on the Statements of Transactions is compared to the payment activity of Federal entities as reported by disbursing officers.
2. Verification of collection data. Reported collections appearing on Statements of Transactions are compared to deposits as reported by Federal Reserve Banks.

5. Other Sources of Information About Federal Government Financial Activities

- *A Glossary of Terms Used in the Federal Budget Process, January 1995* (Available from the U.S. Government Accounting Office, at <http://www.gao.gov/new.items/do5734sp>, or by calling 202-512-6000. This glossary provides a basic reference document of standardized definitions of terms used by the Federal Government in the budget making process.
- *Daily Treasury Statement* (Available on the internet at <http://www.fms.treas.gov/>). The *Daily Treasury Statement* is published each working day of the Federal Government and provides data on the cash and debt operations of the Treasury.
- *Monthly Statement of the Public Debt of the United States* (Available from GPO, Washington, D.C. 20402 on a subscription basis only and on the internet at <http://www.fms.treas.gov/opd/opd.htm>). This publication provides detailed information concerning the public debt.
- *Treasury Bulletin* (Available from GPO, Washington, D.C. 20402 on a subscription or single copy and on the internet at <http://www.fms.treas.gov/>). Quarterly. Contains a mix of narrative, tables, and charts on Treasury issues, Federal financial operations, international statistics, and special reports.
- *Budget of the United States Government, Fiscal Year 20__* (Available from GPO, Washington, D.C. 20402 on a subscription basis only and on the internet at <http://www.access.gpo.gov/>). This publication is a single volume which provides budget information and contains:
 - *Appendix, The Budget of the United States Government, FY 20__*
 - *The United States Budget in Brief, FY 20__*
 - *Analytical Perspectives*
 - *Historical Tables*
- *Combined Statement of Receipts, Outlays, and Balances of the United States Government* (Available from Financial Management Services, U.S. Department of Treasury, Washington, D.C. 20227 and on the internet at <http://www.fms.treas.gov/annualreport>). This report includes budgetary results at the summary level and presents individual receipt and appropriation accounts at the detail level.

Scheduled Release

**The release date for the September 2008
Statement is subject to completion of yearend reporting requirements.**

The Monthly Treasury Statement is now available on the Department of Commerce's Economic Bulletin Board.
For information call (202) 482-1986.

Internet service subscribers can access the current issue of the Monthly Treasury Statement through the
Financial Management Service's home page:

<http://www.fms.treas.gov>