

# AmeriCorps

## State Commission Performance Report

*August 2006*



Corporation for  
**NATIONAL &  
COMMUNITY  
SERVICE** 



**Our Mission:**

*Improve lives, strengthen  
communities, and foster  
civic engagement through  
service and volunteering*



The **Corporation for National and Community Service** (“the Corporation”) provides opportunities for Americans of all ages and backgrounds to serve their communities through three programs: Senior Corps, AmeriCorps, and Learn and Serve America. Together with the USA Freedom Corps, the Corporation is working to build a culture of citizenship, service, and responsibility in America.

This report was prepared by the Corporation in collaboration with Westat. Westat team members have been responsible for enlisting feedback from users of the 2002-2003 report, gathering member and program data, and designing and incorporating data into the report.

This report is in the public domain. Authorization to reproduce it in whole or in part is granted.

The suggested citation is:

Corporation for National and Community Service, Office of Research and Policy Development, AmeriCorps State Commission Performance Report, Washington, D.C. 20525 (August 2006).

The report is also available on the Corporation’s website at: <http://www.nationalservice.gov>.

The report meets the **Americans with Disabilities Act (ADA)** compliance standards. Upon request this report will be made available in alternate forms for persons with disabilities.

The Corporation for National and Community Service would like to thank Executive Directors’ working group members Eileen Cackowski, Rachel Chadderdon, Maryalice Crofton, Tom Devine, Debra Hartmann, Rowena Madden, David Muraki, Al Schneider, Wendy Spencer, Gregg Webb, and Carol White for their thoughtful and insightful comments on the report. Most of all we would like to thank the countless numbers of individuals and organizations that work to promote volunteerism in the United States. The Corporation also wishes to acknowledge Westat for their work in producing this report.



This report was prepared for the Corporation for National and Community Service by Westat of Rockville, Maryland under Contract No. CNSHQCO3003



**Table of Contents** ..... **iii**

**I. Overview** ..... **v**

Introduction .....vii  
Who We Are .....viii  
Other Key Programs and Initiatives of the Corporation .....ix  
Terms and Definitions .....x  
Organization of this Report .....xv

**II. AmeriCorps State Commission Program Performance: Profiles** ..... **1**

Alabama State Report ..... 3  
Alaska State Report ..... 8  
Arizona State Report ..... 13  
Arkansas State Report ..... 18  
California State Report ..... 23  
Colorado State Report ..... 28  
Connecticut State Report ..... 33  
Delaware State Report ..... 38  
District of Columbia Report ..... 43  
Florida State Report ..... 48  
Georgia State Report ..... 53  
Hawaii State Report ..... 58  
Idaho State Report ..... 63  
Illinois State Report ..... 68  
Indiana State Report ..... 73  
Iowa State Report ..... 78  
Kansas State Report ..... 83  
Kentucky State Report ..... 88  
Louisiana State Report ..... 93  
Maine State Report ..... 98  
Maryland State Report ..... 103  
Massachusetts State Report ..... 108  
Michigan State Report ..... 113  
Minnesota State Report ..... 118  
Mississippi State Report ..... 123  
Missouri State Report ..... 128  
Montana State Report ..... 133



Nebraska State Report . . . . .	138
Nevada State Report . . . . .	143
New Hampshire State Report . . . . .	148
New Jersey State Report . . . . .	153
New Mexico State Report . . . . .	158
New York State Report . . . . .	163
North Carolina State Report . . . . .	168
North Dakota State Report . . . . .	173
Ohio State Report . . . . .	178
Oklahoma State Report . . . . .	183
Oregon State Report . . . . .	188
Pennsylvania State Report . . . . .	193
Puerto Rico Report . . . . .	198
Rhode Island State Report . . . . .	200
South Carolina State Report . . . . .	205
Tennessee State Report . . . . .	210
Texas State Report . . . . .	215
Utah State Report . . . . .	220
Vermont State Report . . . . .	225
Virginia State Report . . . . .	230
Washington State Report . . . . .	235
West Virginia State Report . . . . .	240
Wisconsin State Report . . . . .	245
Wyoming State Report . . . . .	250

**Appendix**

1. Data Quality Statement . . . . .	A1-1
2. Volunteerism in the United States . . . . .	A2-1
3. AmeriCorps State Commission Data Tables . . . . .	A3-1
4. AmeriCorps State Commission Contact Information . . . . .	A4-1



## *I. Overview*





## Introduction

Under the auspices of the **Corporation for National and Community Service** (“the Corporation”), the first AmeriCorps State Commission Performance Report was released in December 2004. That report, titled *State Profiles and Performance Report, Program Year 2002-2003*,<sup>1</sup> summarized AmeriCorps State Commission data on performance indicators such as completion rates and fill rates. Descriptive performance highlights were also included. The effort fostered the sharing of data among State Commissions in a way that spotlighted successes, as well as provided opportunities to benchmark activities and share effective strategies with peers.

Building upon the first Performance Report, this current effort represents an improved document based on the valuable yearlong feedback provided by our Executive Director Advisory Group. Their contributions helped to create this new format and to make this report stronger. This document consists of program results of AmeriCorps State Commissions for the years<sup>2</sup> 2003-2004 and 2004-2005, as well as trends reflecting prior years. Data reported are related to service activities, performance highlights,<sup>3</sup> member completion/fill rates,<sup>4</sup> state financial data,<sup>5</sup> and Education Award usage rates.<sup>6</sup>

<sup>1</sup> Report prepared for the Corporation by Westat of Rockville, Maryland under Contract No. CNSHQCO3003.

<sup>2</sup> AmeriCorps programs vary in their start and end dates, and not all programs operate during the same timeframe. During any given year the time period of activity reported is between October 1st through September 30th. Any program activity that may have occurred after September 30, 2005 is not captured in this report.

<sup>3</sup> All performance highlights are based on Formula, Competitive and Education Award subgrantees’ self-reports. State Commissions review these reports, and then submit approved information to AmeriCorps through the Grantee Progress Reports (GPRs). The performance highlights are not inclusive of all the activities conducted by AmeriCorps teams but are just selected illustrations suggesting the range of service encompassed by AmeriCorps.

<sup>4</sup> Member completion/fill rate information represents all final awarded slots and member enrollments. All member data are from eSPAN, as of September 30, 2005.

<sup>5</sup> State financial data, such as awarded Corporation and matching funds, are from budgets as found in Grantsbase and eGrants, as of September 30, 2005. Programs whose funds were de-obligated before the end of the grant year are not included in these calculations.

<sup>6</sup> Education Award information stems from eSPAN, as of September 14, 2005.




## Who We Are

Established in 1993, the Corporation for National and Community Service engages Americans of all ages and backgrounds to serve their communities and country through three major service programs: AmeriCorps, Senior Corps, and Learn and Serve America. Participants of Corporation programs contribute approximately 200 million service hours domestically each year. These programs, each with its own purpose and structure, are united for a common purpose—engaging citizens dedicated to making their communities better.



**AmeriCorps** is a network of national service programs—AmeriCorps State and National, AmeriCorps NCCC (National Civilian Community Corps), and AmeriCorps VISTA—that meet critical needs in areas such as education, public safety, health, and the environment through partnerships with public agencies, non-profits, faith-based and other local organizations. More than 70,000 AmeriCorps members, and the 600,000 volunteers that they recruit and supervise, tutor and mentor youth, build affordable housing, teach computer skills, clean parks and streams, operate after-school programs, and help communities respond to disasters.



**Senior Corps** is a network of programs—RSVP, the Foster Grandparent Program (FGP), and the Senior Companion Program (SCP)—that uses the experience, skills, and talents of more than 500,000 volunteers age 55 and older to meet community needs. Senior Corps volunteers serve in more than 65,000 local non-profits, public agencies, and faith-based and other community organizations through the three Senior Corps programs.



**Learn and Serve America** is a network of programs – Learn and Serve School-Based, Community-Based, and Higher Education programs – providing resources to support service-learning in schools and community organizations. Programs in more than 2,000 schools, colleges and community organizations involve more than one million students from kindergarten through graduate school in meeting community needs while improving their academic and civic skills. This is often where a lifetime commitment to service can begin. All Learn and Serve America programs provide training to staff, faculty, and volunteers to ensure that service-learning becomes an ongoing feature of funded organizations and schools.



## Other Key Programs and Initiatives of the Corporation

In addition to the three programs mentioned on the previous page, the Corporation supports the following programs and initiatives:

**Martin Luther King Jr. Day of Service.** An annual effort to promote community service activities to honor the legacy of the deceased civil rights leader.

**President's Council on Service and Civic Participation.** A blue-ribbon panel of leading citizens from all walks of life dedicated to spreading the message of service across America.

**President's Volunteer Service Award.** An initiative of the President's Council on Service and Civic Participation and the top recognition program for individuals of all ages who devote a significant amount of time to serving others in their community.

**Presidential Freedom Scholarships.** A program to honor high school juniors and seniors who demonstrate an extraordinary commitment to service with money to pay for their college education.

**Challenge Grants, Next Generation Grants, and Disability Grants.** A series of special grant initiatives designed to leverage public-private partnerships, support new and innovative programs, and encourage service by all Americans.

**Faith-Based and Community Initiative.** An agency- and administration-wide initiative to break down barriers for faith-based and small community organizations to become involved in national service programs.

**National Conference on Volunteering and Service.** The premier annual gathering of leaders of the volunteering and national service world.



## Terms and Definitions

Terms used specifically in this report describing performance in the AmeriCorps State program are defined below.

**AmeriCorps State.** Created in 1993, AmeriCorps State works with Governor-appointed State Service Commissions to provide financial support through grants to public and non-profit organizations that sponsor local service programs around the country, including hundreds of faith-based and community organizations, higher education institutions, and public agencies. The organizations receiving funding are responsible for the design of service activities for a team of members serving full- or part-time for one year or during the summer. Sample activities include, but are not limited to: tutoring and mentoring youth, helping communities respond to disasters, building homes, teaching computer and literacy skills, and restoring parks and natural habitats. AmeriCorps members also mobilize community volunteers and strengthen the capacity of the organizations where they serve.

**Budgeted Funding Levels.** All Corporation and matching funds for Formula and Competitive programs are taken from the most recent Corporation-approved program budgets in eGrants (or Grantsbase, for the earliest years). It should be noted that State Commissions occasionally make minor changes to program budgets, using the Web Based Reporting System (WBRS); larger changes to program budgets require an amendment to the grant award, which must be approved via eGrants. As a result, within a given year, actual program expenditures may differ from the approved budgeted amounts.

**Competitive Funding.** This type of grant award is made to commissions on a competitive basis to fund local non-profit and public entities operating local community service projects. For each state, the competitive funds total is calculated from program budgets for the given year. It should be noted that in comparing this report's amounts with the previous version of the report, the totals calculated from awarded amounts to the state's competitive programs may differ due to carryover from one grant year to another. Programs whose funds were de-obligated before the end of the grant year are not included in these calculations.

**Completion Rates.** The number of members who earned either a full or a partial education award (i.e., successfully completed their term of service) divided by the total number of members who completed service, as of September 30, 2005. For a given year, completion rates may differ from those reported last year as more members complete their assignments. Programs whose funds were de-obligated before the end of the grant year are not included in these calculations.

**Data Sources.** All AmeriCorps State program data were drawn from Corporation data base management systems, which include: eGrants and Grantsbase, the Web Based Reporting System (WBRS), and other administrative data systems. It should be noted that Performance Highlights are based on subgrantees' self-reports of service activities. These reports were then compiled by State Commissions, and subsequently submitted to the Corporation in the annual Grantee Progress Reports (GPRs). Then, using the performance narratives of the GPRs, information for the Performance Highlights section was culled. Because of the length of the GPRs, the original narratives have not been included in the Appendix. Other



information contained in each state profile, however, such as the fill rate, completion rate, and funding details, have been compiled in the Appendix. Details for the state maps depicting where AmeriCorps members were serving during the specified year were obtained from state commissions, which provided information regarding program names, locations (by zip codes), the numbers of members serving at each location, and the capacity (type of service performed) in which members were serving.

**Education Award.** After successfully completing a term of service, AmeriCorps members who are enrolled in the National Service Trust are eligible to receive an education award. The education award can be used to pay education costs at qualified institutions of higher education or training, or to repay qualified student loans. The award currently is \$4,725 for a year of full-time service, with correspondingly smaller awards for less than full-time service. A member has up to seven years after his or her term of service has ended to use the award.

**Education Award Usage.** Education award usage is generated from eSpan. For education award usage rates, we examined awards in which members have had three or more years to access the award. This decision was based on evidence that most members use the education award within three years of earning it.

For this report, we have identified members who served in the years 1994-1995 through 2001-2002 to examine usage rates for education awards.

1994-1995 through 1997-1998: Members who served in 1994-1995 through 1997-1998 have completed their seven-year education award eligibility period; because the eligibility period for using the education award is completed, we have aggregated the usage rate for these members.

1998-1999 through 2001-2002: Members who served in the years 1998-1999 through 2001-2002 have at least one year of eligibility left. As former members of these years access their education awards, these data will fluctuate as the awards remain active.

We will continue to track AmeriCorps member education award usage by year, adding an additional year in the “eligibility remaining” portion of the graph that appears in the state profile. Usage rates may differ from year to year as more earned education award money is withdrawn from members’ Trust accounts. As members end their seven-year period of eligibility they will be added to the “eligibility completed” group.

**Enrollment.** Enrollment data were taken from the National Service Trust and represent the number of enrolled AmeriCorps members who began their term of service during a given year, and who have completed service as of September 30, 2005. For a given year, enrollment counts may differ from those reported last year as more members enroll in AmeriCorps programs. Programs whose funds were de-obligated before the end of the grant year are not included in these calculations.

**Enrollment Pause.** During fiscal year 2002, the Corporation approved national service positions in excess of the number of budgeted slots. In November 2002 the Corporation temporarily suspended the ability of its grantees to enroll members into national service positions until final Congressional action on the Corporation’s appropriations for fiscal 2003.





This suspension is referred to as the “enrollment pause,” and it prevented AmeriCorps-sponsored projects and programs from enrolling any members for a period of four months.

**Fill Rate.** The fill rate reflects the grantees’ ability to fill their awarded “slots” with AmeriCorps members. Fill rates are calculated as the number of members enrolled in a year within a state divided by the total number of slots awarded within that state. Administrative records keep track of every member who enrolled in a program, regardless whether these members leave prior to completing their term of service. Since the system does not un-enroll members, and may refill a slot if a member leaves during his or her term of service, a fill rate can eventually go above 100%. For example, Program X is allocated 100 slots, and fills them. Its fill rate is currently 100%. Two months later, 10 members leave Program X. The program refills their slots with 10 new members. Program X’s fill rate is now 110%. Prior to 2003, programs had considerable latitude (up to 20%) in filling vacated slots; however, the Trust is not obligated to pay the education award of members who leave prior to the end of their term of service without cause. During the enrollment pause of 2003, the Corporation instituted a new policy in which programs could not refill program slots. The Corporation is currently considering several methods to calculate fill rates.

**Formula Funding.** Formula funds are distributed according to population-based formula to Governor-appointed State Service Commissions, which in turn make grants to local and public agencies. For each state, the formula funds total is calculated from program budgets for the given year. It should be noted that in the previous version of the report, the totals calculated from awarded amounts to the state’s formula programs may differ due to carryover from one grant year to another. Programs whose funds were de-obligated before the end of the grant year are not included in these calculations.

**Grantee Progress Report (GPR).** Accomplishment data are submitted by individual programs to State Commissions. State Commissions then analyze the data and prepare a GPR, which is submitted to the Corporation annually.<sup>1</sup>

**Matching Funds.** By statute, all AmeriCorps State programs (except for education award only programs) are required to raise a minimum of a 15% non-federal cash match for AmeriCorps members’ living allowances and other member support costs, and at least 33% for all other operating costs. The match for operating costs can be either cash or in-kind and can be from private, local, state, or other non-Corporation federal resources (if the rules governing those other federal funds permit it). The match percentage reported here is the total of budgeted match amounts for all of the state’s programs (competitive and formula), divided by (total program budgeted match amounts + total program budgeted Corporation amounts).

---

<sup>1</sup> The information presented in the performance highlights section comes from the GPRs. Highlights shown in the state profiles represent only a sampling of the efforts by each State Commission to meet local community needs. Performance Highlights were chosen based on a desire to convey an idea of the range and scope of AmeriCorps service in a state.



**Member.** “Member” is a term used to describe AmeriCorps participants. Most members receive a living allowance or other benefits as part of their enrollment in AmeriCorps. Upon successful completion of a term of service, members are eligible to receive an education award. In AmeriCorps, “members” are distinct from “volunteers,” the latter of whom do not receive financial compensation for participating in service programs.

**National Service Trust (The Trust).** Established by the National and Community Service Trust Act of 1993 (42 USC 12601, et. seq.), the National Service Trust provides funds for education awards for eligible participants who complete service under AmeriCorps. The Trust consists of amounts appropriated to the Corporation, interest earned, and the proceeds for the sale or redemption of Trust investments. Under the Trust Act, funds are available to:

- Repay qualified student loans
- Pay educational expenses at an institution of higher education
- Pay expenses incurred through an approved school-to-work program
- Repay eligible interest expense

The value of any education award depends upon the length of service performed by an AmeriCorps member. A full term of service constitutes at least 1,700 hours of service per year and entitles the member to the full education award of \$4,725. Completion of a part-time term, requiring a minimum of 900 hours of service, entitles the member to exactly half of the full education award. Reduced part-time, minimum-time, and quarter-time terms are also offered. Education awards earned by AmeriCorps members are available to be used for seven years from the end of the term of service.

**Number of Volunteers Leveraged by AmeriCorps State Members.** In each state, AmeriCorps programs recruit non-paid community volunteers to serve with enrolled members or the sponsoring organization in conjunction with their program. Number of volunteers leveraged comes from the GPRs.

**Performance Highlights.** Performance highlight information for AmeriCorps State was reported by State Commissions on their Grantee Progress Reports (GPR) via the Corporation’s Web Based Reporting System (WBRS). Accomplishment data are submitted by individual programs to State Commissions in Annual Progress Reports (APR). State Commissions analyze the APR data and prepare a GPR, which is submitted to the Corporation annually. The performance data presented highlight only a sampling of the efforts by each State Commission to meet local community needs. Performance highlights are not inclusive of all the activities conducted by AmeriCorps teams but are just selected illustrations suggesting the range of service encompassed by AmeriCorps.

**State Projected Amounts.** The chart displaying budgeted Corporation funding levels for each state contains actual and projected funding amounts for both Competitive and Formula programs. Projected funding amounts reflect how much a state would receive if the total national amount of (competitive or formula) funds were proportionally distributed among the



states, according to state population. Since this is how AmeriCorps State formula money is actually apportioned, projected and actual amounts are always equal for a state's formula programs. For a state's competitive portfolio, when the actual funding level exceeds the projected funding level, the state receives a disproportionately large share of State competitive funds, and vice versa.

**Trust Service Award Liability.** The Trust service award liability represents unpaid earned, and expected to be earned education awards and eligible interest forbearance costs, which are expected to be used. These amounts relate to participants who have completed service or are currently enrolled in the program and are expected to earn an award.

**Web Based Reporting System (WBRS).** An online data system that is used to report member enrollment and end-of-term data for the majority of State Service Commissions. Both grantees and their subgrantees have access to WBRS for reporting on their performance. The performance data from WBRS used in this report are self-reported to AmeriCorps by State Commissions.



## Organization of This Report

The aim of this report is to provide the reader with a summary of all the AmeriCorps State Commissions' performance for 2003-2004 through 2004-2005, as well as trends reflecting prior years. In the pages that follow, the reader can find performance profiles of programs grouped by state for all states with operating Commissions.

Each profile begins with a Performance Highlights section that illustrates the range of service performed by AmeriCorps members. Highlights are samples extracted from Grantee Progress Reports. They are not all-inclusive or meant to be added or compared. They just provide an idea of how wide-ranging AmeriCorps service is across the state.

Next, the profile shows key information at a glance, such as enrollment and funding information and an estimate of how many community volunteers became engaged in service as a result of the efforts of AmeriCorps members. Special state maps illustrate where AmeriCorps members served in the years 2003-2004 and 2004-2005. The backdrop delineates the state's counties. Location of member service was based on zip code information provided by AmeriCorps programs. In a number of cases, the zip code of the main program was provided, while individual members' service actually reached far and wide. Thus, these maps give a general idea of the concentration and reach of AmeriCorps service.

The state profile continues with a bar chart showing AmeriCorps State budgeted funding levels by the year, from 2001-2002 through 2004-2005. For each state, formula and competitive funding levels were compared with amounts that had been projected for the state.

A separate bar chart shows overall match funding by the year, from 2001-2002 through 2004-2005. The state's match funding percent is compared to the AmeriCorps State average match funding percent.

The profile concludes with a bar chart showing Education Award usage by members in the state, from earliest eligibility to use the award (that is, those members who served in 1994-1995) up through those members who served in 2001-2002. The state's usage rates were compared with AmeriCorps State average usage rates.

Following the profiles is the Appendix section of the report, comprising four appendices. The first appendix is a statement on data quality in the context of the Corporation's efforts to achieve the most accurate data possible through its data systems. Next, a U.S. map portrays overall rates of volunteerism in the United States, state by state. Data tables follow in Appendix 3, showing more detailed AmeriCorps State data, state by state, over the years 2000-2001 through 2004-2005. The last appendix lists State Commission contact information.





***II. AmeriCorps State Commission  
Program Performance:  
Profiles Section***





**Performance Highlights<sup>1</sup> for Alabama**

**2003-2004**

**EDUCATION**

(1 subgrantee reporting)  
969 students in grades 1-12 received tutoring.

**VOLUNTEER LEVERAGING**

(1 subgrantee reporting)  
184 volunteers were recruited for tutoring or other educational purposes.

**MEMBER DEVELOPMENT**

(1 subgrantee reporting)  
51 members were trained in CPR, first aid, and emergency response.  
51 members were trained in technical skills related to carrying out their assignments.

**2004-2005**

**EDUCATION**

(3 subgrantees reporting)  
1,638 students in grades 1-12 received tutoring.  
70 children in Head Start or kindergarten received instruction from members.

**HUMAN NEEDS**

(1 subgrantee reporting)  
163 families were provided child care.  
11 elderly or disabled individuals received independent living assistance.

**VOLUNTEER LEVERAGING**

(4 subgrantees reporting)  
176 volunteers were recruited for tutoring or other educational purposes.  
39 volunteers were recruited to prepare lunches and gather clothing and supplies for evacuees from Hurricane Katrina.

**MEMBER DEVELOPMENT**

(4 subgrantees reporting)  
18 members were trained in CPR, first aid, and emergency response.  
77 members were trained in technical skills related to carrying out their assignments.  
38 members were trained in life skills such as organizational skills, teamwork, problem solving, leadership, and conflict resolution.

Data Source: All data are aggregates of the data subgrantees report in the AmeriCorps Progress Reports. State Commissions review subgrantees' reports, and then submit approved information to AmeriCorps through the Grantee Progress Reports (GPR). AmeriCorps programs vary in their start and end dates, and not all programs operate during the same timeframe. During any given year the time period of activity reported is between October 1st through September 30th. Any program activity that may have occurred after September 30, 2005 is not captured in this report.

<sup>1</sup> For Alabama, all 2003-2004 performance highlights are based on Competitive Award subgrantee self-report (total number of subgrantees for Alabama in 2003-2004 was 1). For 2004-2005, all performance highlights are based on Formula and Competitive Award subgrantee self-report (total number of subgrantees for Alabama in 2004-2005 was 5).



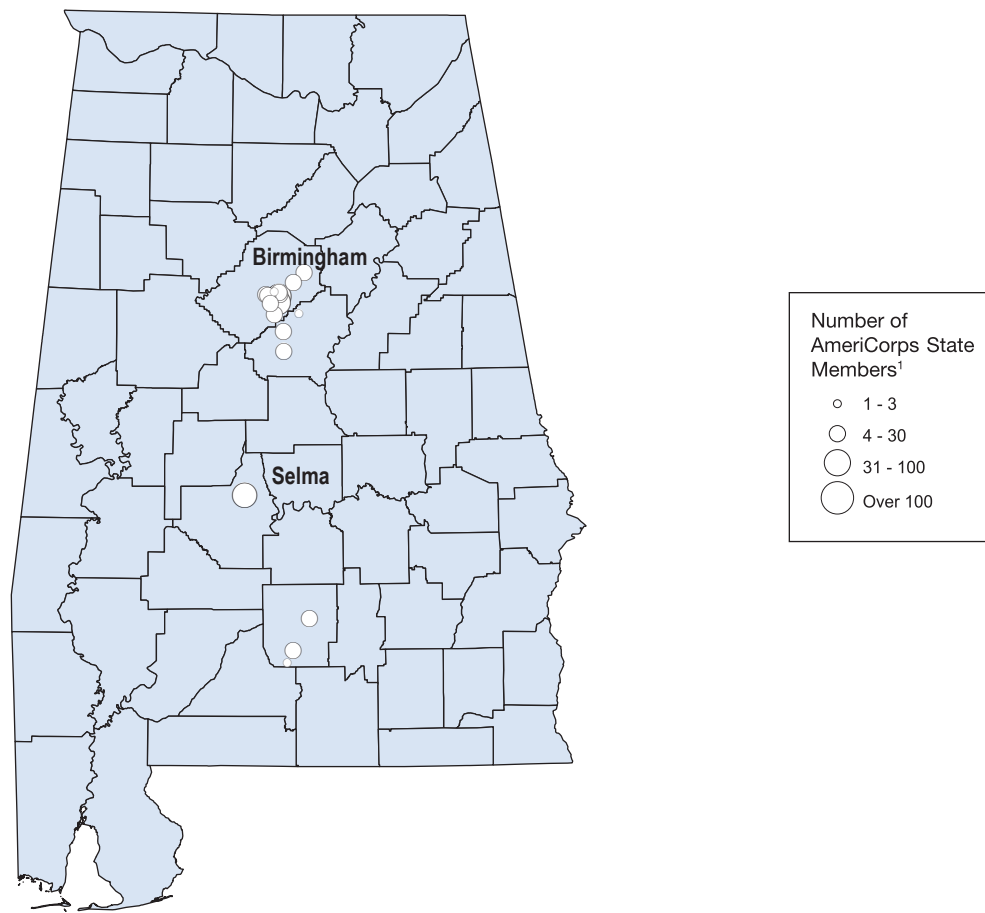


**Alabama at a Glance: 2003-04**

Number of members serving	99	Overall Funding	\$1,119,168
Fill Rate	92%	Formula Award	\$863,381
Completion Rate	73%	Competitive Award	\$255,787
Number of volunteers leveraged	184	Education Award Program Funding	\$0

Data Source: Member data are from eSPAN, as of September 30, 2005; volunteer data are from GPRs, as of January 2006. State financial information, such as awarded Corporation and matching funds, comes from budgets as found in Grantsbase and eGrants, as of September 30, 2005.

**AmeriCorps State Members Serving in Alabama Counties: 2003-04**



Data Source: Information on number of members and service locations was obtained through State Commission self-report.

1 Symbol placement is determined by the zip codes where members serve.

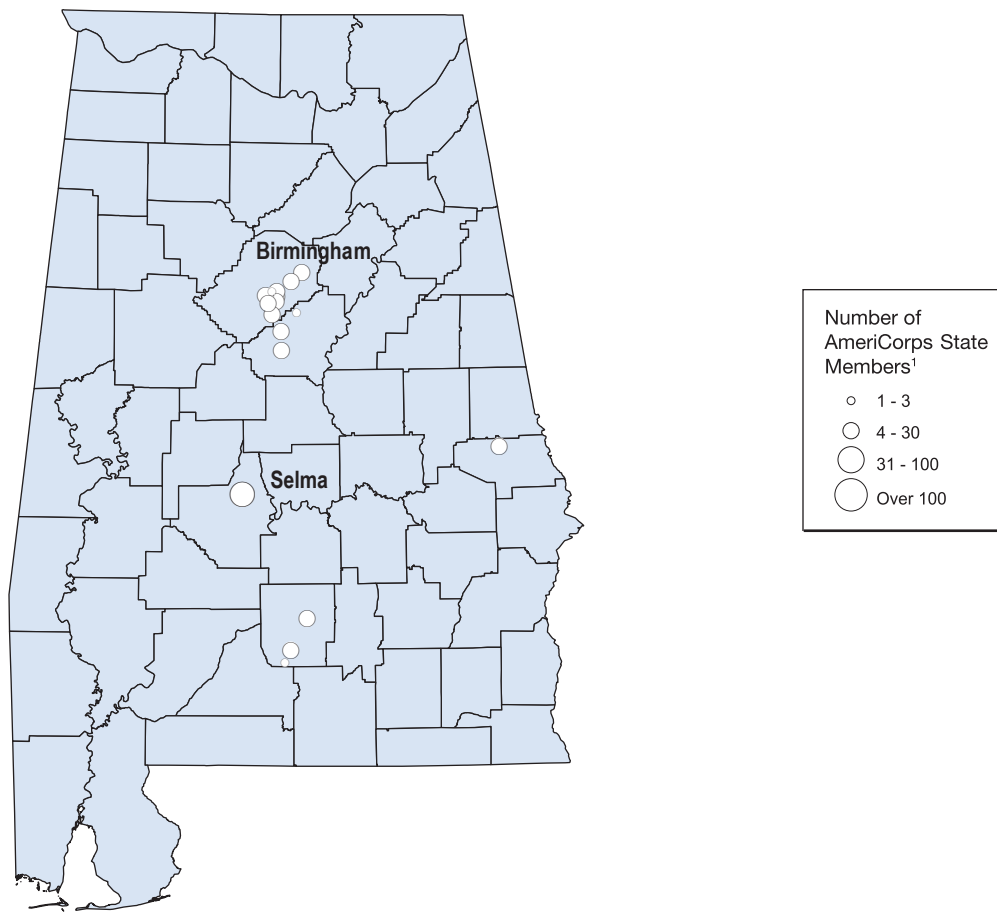


**Alabama at a Glance: 2004-05**

Number of members serving	113	Overall Funding	\$1,250,832
Fill Rate	88%	Formula Award	\$1,003,060
Completion Rate	64%	Competitive Award	\$247,772
Number of volunteers leveraged	364	Education Award Program Funding	\$0

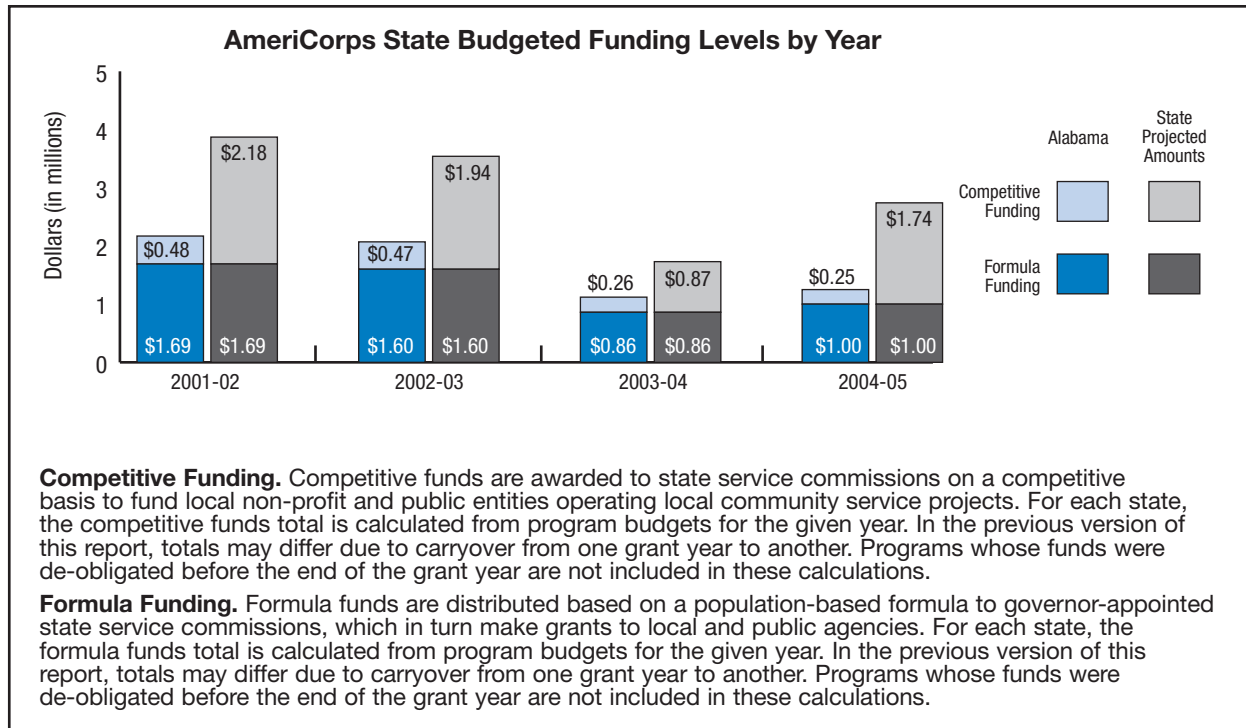
Data Source: Member data are from eSPAN, as of September 30, 2005; volunteer data are from GPRs, as of January 2006. State financial information, such as awarded Corporation and matching funds, comes from budgets as found in Grantsbase and eGrants, as of September 30, 2005.

**AmeriCorps State Members Serving in Alabama Counties: 2004-05**

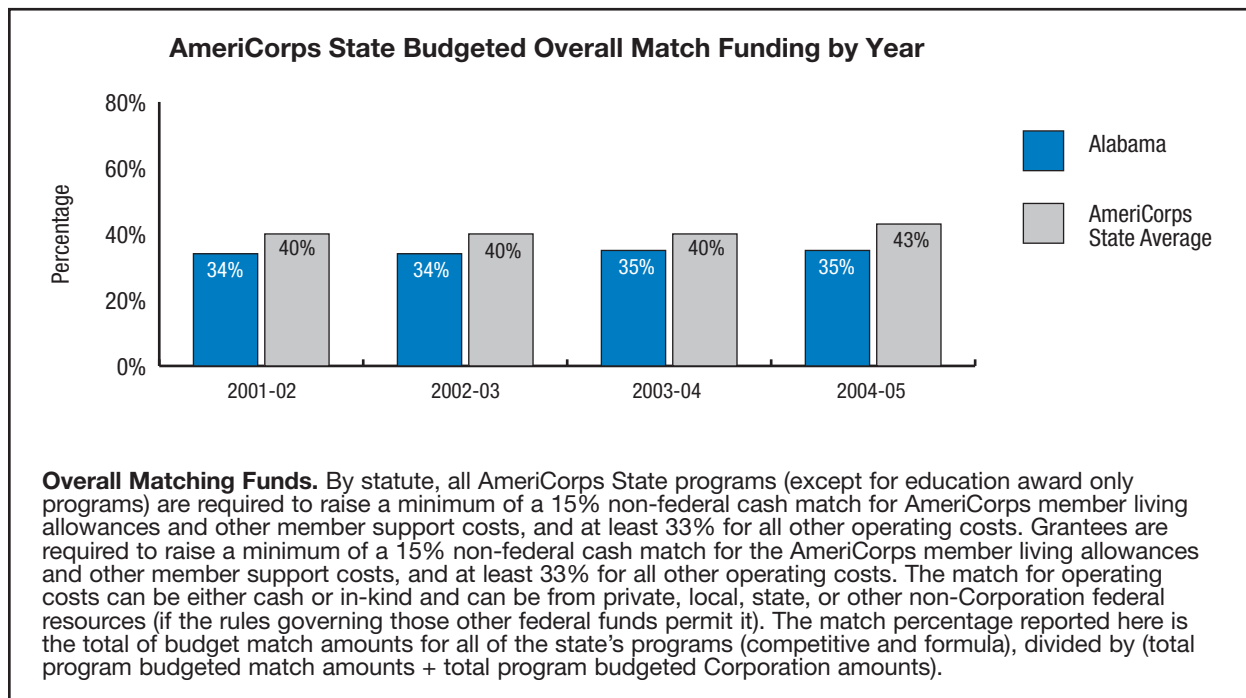


Data Source: Information on number of members and service locations was obtained through State Commission self-report.

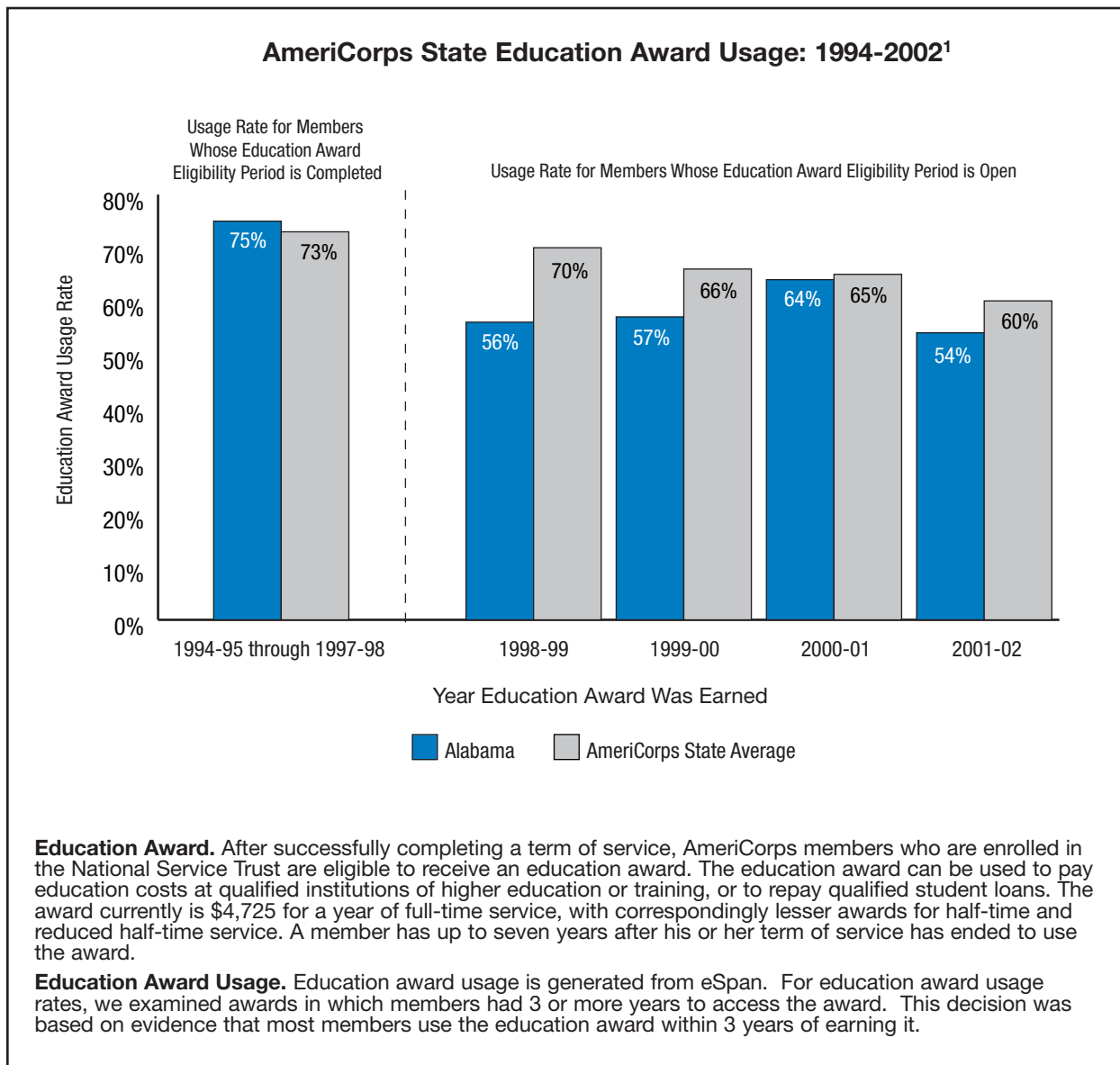
<sup>1</sup> Symbol placement is determined by the zip codes where members serve.



Data Source: Grantsbase and eGrants, as of September 30, 2005.



Data Source: Grantsbase and eGrants, as of September 30, 2005.



Data Source: eSPAN, as of September 14, 2005.

<sup>1</sup> For education award usage rates, we examined awards in which members have had three or more years to access the award. This decision was based on evidence that most members use the education award within three years of earning it.

For this report, we have identified members who served in 1994-1995 through 2001-2002 to examine usage rates for education awards.

**1994-1995 through 1997-1998:** Members who served in 1994-1995 through 1997-1998 have completed their seven-year education award eligibility period; because the eligibility period for using the education award is completed, we have aggregated the usage rate for these members.

**1998-1999 through 2001-2002:** Members who served in 1998-1999 through 2001-2002 have at least one year of eligibility left. As former members of these years access their education awards, these data will fluctuate as the awards remain active.

We will continue to track AmeriCorps member education award usage by year, adding an additional year in the “eligibility remaining” portion of the graph. Usage rates may differ from year to year as more earned education award money is withdrawn from members’ Trust accounts. As members end their seven-year period of eligibility they will be added to the “eligibility completed” group.



**Performance Highlights<sup>1</sup> for Alaska**

**2003-2004**

**EDUCATION**

(1 subgrantee reporting)  
 100 students in grades 1-12 received tutoring.  
 1,000 adults received instruction in GED or basic skills development.  
 700 individuals were counseled on job development or placement.

**ENVIRONMENT**

(1 subgrantee reporting)  
 72 miles of trails, roadways, and other park areas were maintained or cleaned.  
 7 acres of habitat were restored or conserved, benefiting 5,000 people.

**HUMAN NEEDS**

(2 subgrantees reporting)  
 3,035 people received access to health care, including screening, diagnosis, and follow-up.  
 2,937 people were counseled concerning substance abuse prevention or related issues.

**COMMUNITY STRENGTHENING**

(3 subgrantees reporting)  
 450 people benefited from community events, fairs, or benefits related to health or other human needs issues.

**VOLUNTEER LEVERAGING**

(3 subgrantees reporting)  
 716 volunteers were recruited to serve on specific projects for their sponsoring agencies such as CASA and Big Brothers/Big Sisters.  
 20 volunteers were recruited for tutoring or other educational purposes.

**MEMBER DEVELOPMENT**

(2 subgrantees reporting)  
 22 members were trained in technical skills related to carrying out their assignments.  
 19 members were trained in life skills such as organizational skills, teamwork, problem solving, leadership, and conflict resolution.  
 10 members were trained in CPR, first aid, and emergency response.

**2004-2005**

**EDUCATION**

(3 subgrantees reporting)  
 110 students in grades 1-12 received classroom instruction.  
 19,778 adults received instruction in GED or basic skills development.

**ENVIRONMENT**

(2 subgrantees reporting)  
 53,467 pounds of trash were cleared as part of neighborhood clean-up efforts.  
 104 miles of trail and other public park areas or roads were cleaned or maintained, benefiting 384,365 people.  
 A community building was rehabilitated, renovated, and repaired, benefiting 100 people.

**HUMAN NEEDS**

(2 subgrantees reporting)  
 8,774 people's specific support needs were identified and assessed.  
 3,236 parents benefited as members provided assistance with parenting skills development.

**COMMUNITY STRENGTHENING**

(4 subgrantees reporting)  
 5,600 people benefited from community events, fairs, or benefits related to health or other human needs issues.

**VOLUNTEER LEVERAGING**

(4 subgrantees reporting)  
 1,569 volunteers were recruited for assistance in addressing human needs issues.

**MEMBER DEVELOPMENT**

(4 subgrantees reporting)  
 116 members were trained in technical skills related to carrying out their assignments.  
 20 members were trained in life skills such as organizational skills, teamwork, problem solving, leadership, and conflict resolution.  
 39 members were trained in CPR, first aid, and emergency response.  
 37 members received career development training or counseling.

Data Source: All data are aggregates of the data subgrantees report in the AmeriCorps Progress Reports. State Commissions review subgrantees' reports, and then submit approved information to AmeriCorps through the Grantee Progress Reports (GPR). AmeriCorps programs vary in their start and end dates, and not all programs operate during the same timeframe. During any given year the time period of activity reported is between October 1st through September 30th. Any program activity that may have occurred after September 30, 2005 is not captured in this report.

1 For Alaska, all 2003-2004 performance highlights are based on Formula and Education Award subgrantee self-report (total number of subgrantees for Alaska in 2003-2004 was 3). For 2004-2005, all performance highlights are based on Formula, Competitive, and Education Award subgrantee self-report (total number of subgrantees for Alaska in 2004-2005 was 6).

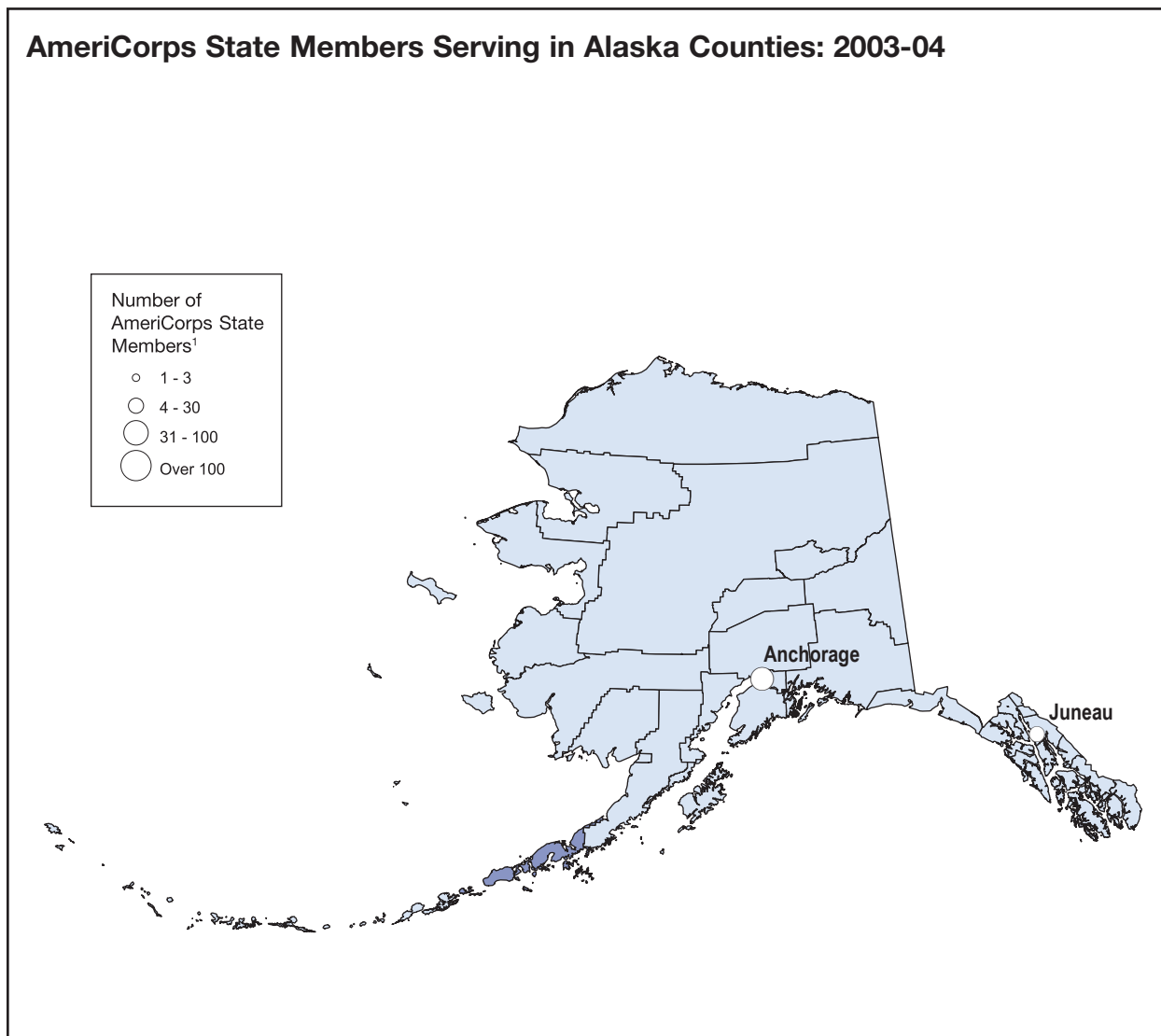


**Alaska at a Glance: 2003-04**

Number of members serving	105	Overall Funding	\$508,000
Fill Rate	88%	Formula Award	\$500,000
Completion Rate	82%	Competitive Award	\$0
Number of volunteers leveraged	1,825	Education Award Program Funding	\$8,000

Data Source: Member data are from eSPAN, as of September 30, 2005; volunteer data are from GPRs, as of January 2006. State financial information, such as awarded Corporation and matching funds, comes from budgets as found in Grantsbase and eGrants, as of September 30, 2005.

**AmeriCorps State Members Serving in Alaska Counties: 2003-04**



Data Source: Information on number of members and service locations was obtained through State Commission self-report.

1 Symbol placement is determined by the zip codes where members serve.

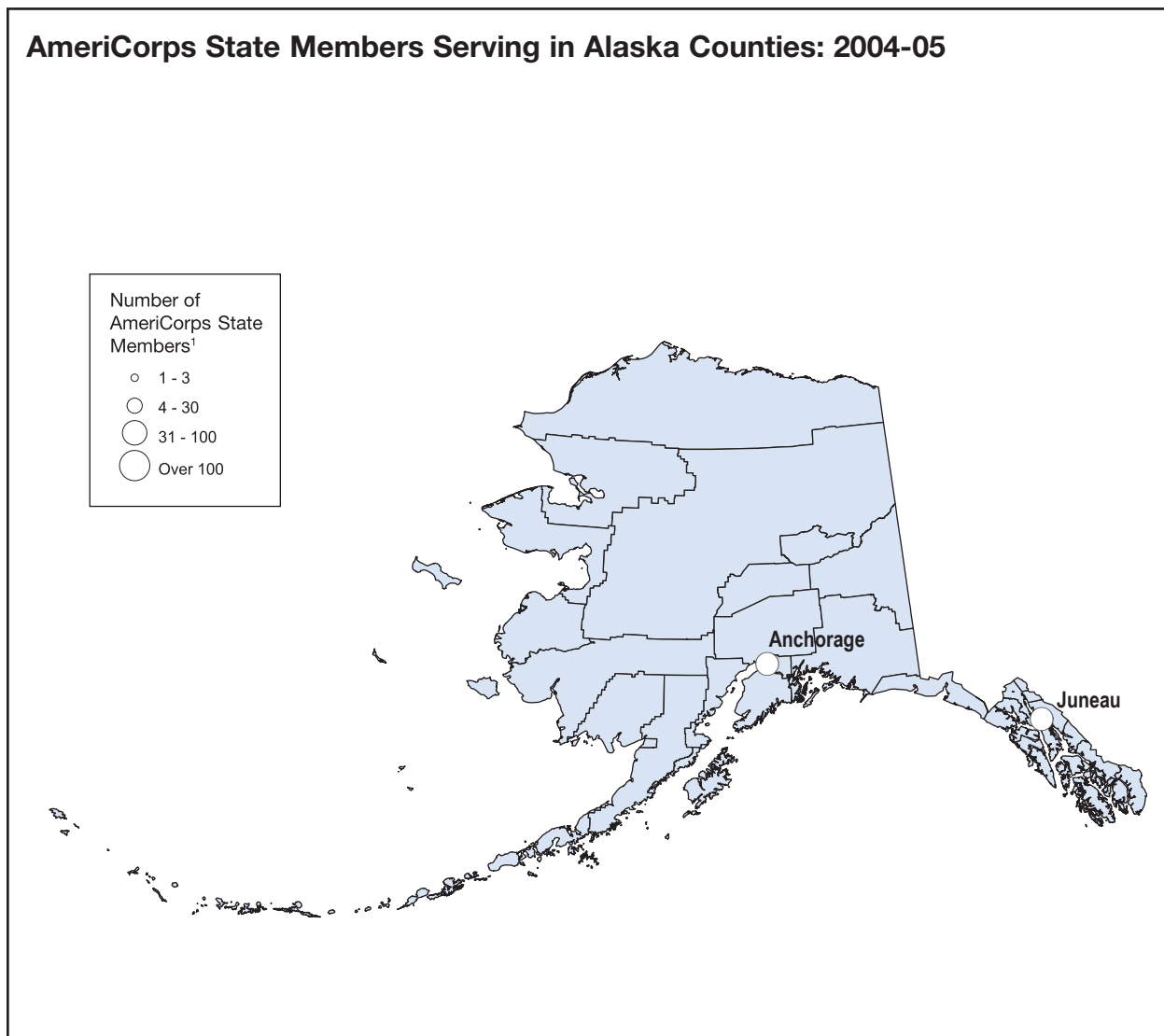


**Alaska at a Glance: 2004-05**

Number of members serving	403	Overall Funding	\$1,579,977
Fill Rate	90%	Formula Award	\$500,000
Completion Rate	80%	Competitive Award	\$1,071,977
Number of volunteers leveraged	7,423	Education Award Program Funding	\$8,000

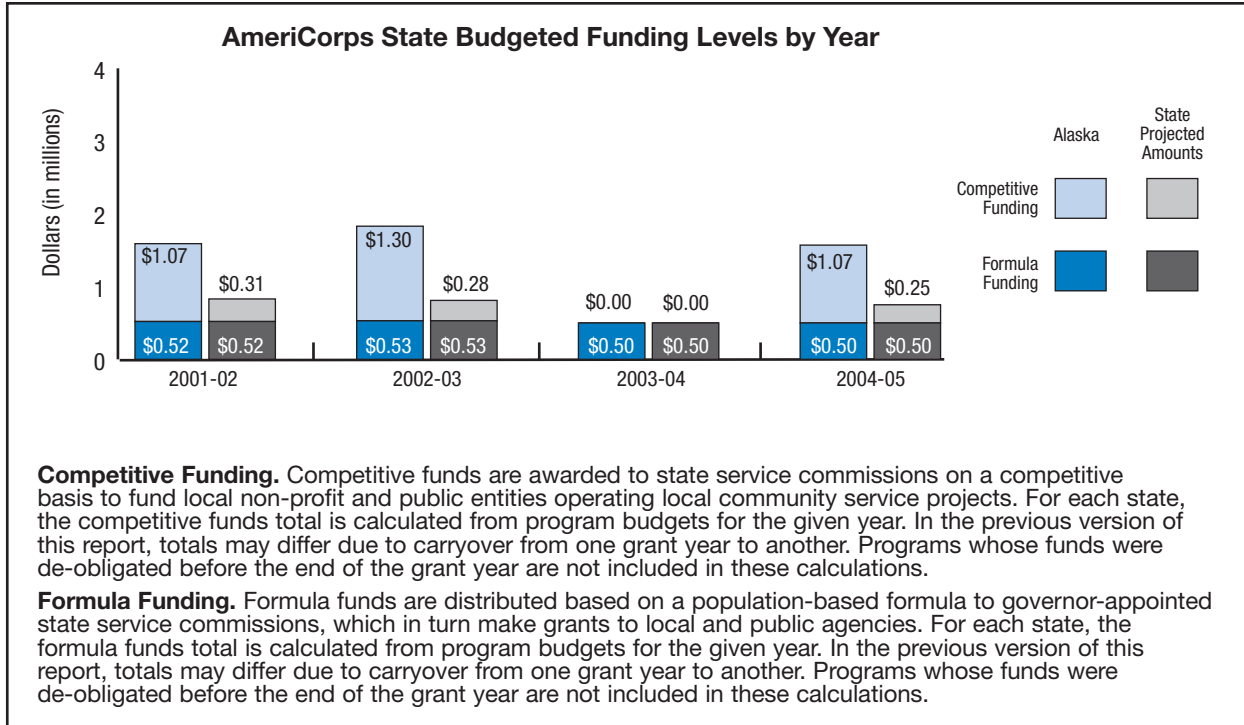
Data Source: Member data are from eSPAN, as of September 30, 2005; volunteer data are from GPRs, as of January 2006. State financial information, such as awarded Corporation and matching funds, comes from budgets as found in Grantsbase and eGrants, as of September 30, 2005.

**AmeriCorps State Members Serving in Alaska Counties: 2004-05**

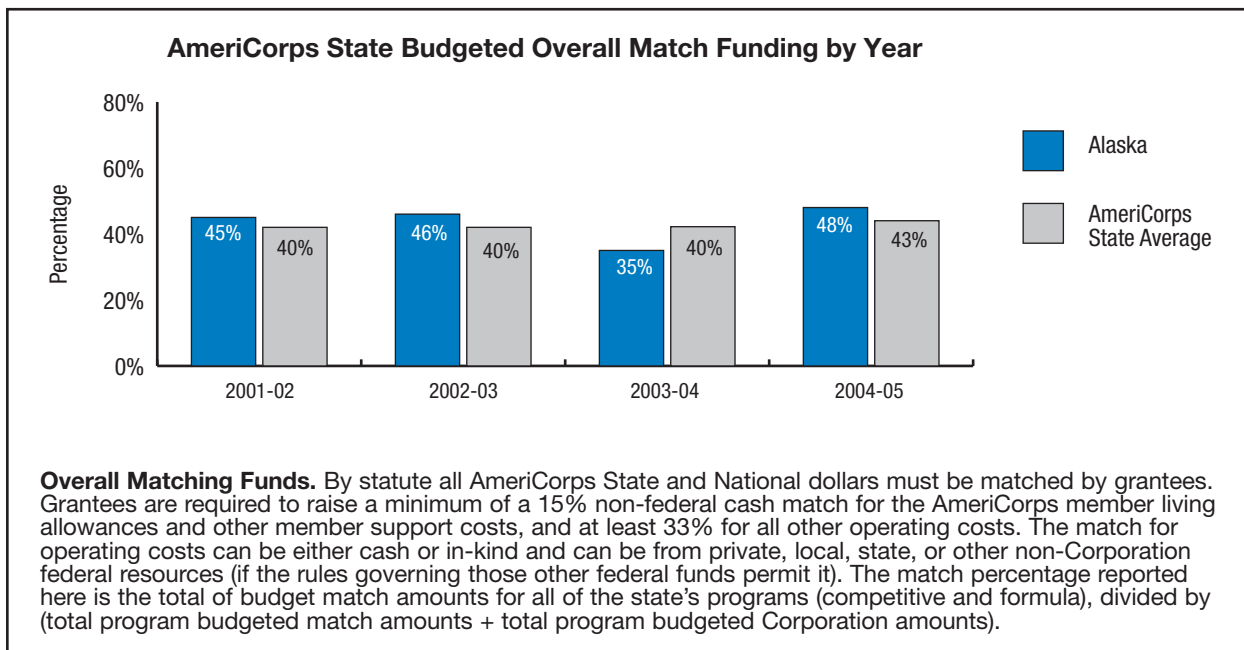


Data Source: Information on number of members and service locations was obtained through State Commission self-report.

1 Symbol placement is determined by the zip codes where members serve.



Data Source: Grantsbase and eGrants, as of September 30, 2005.

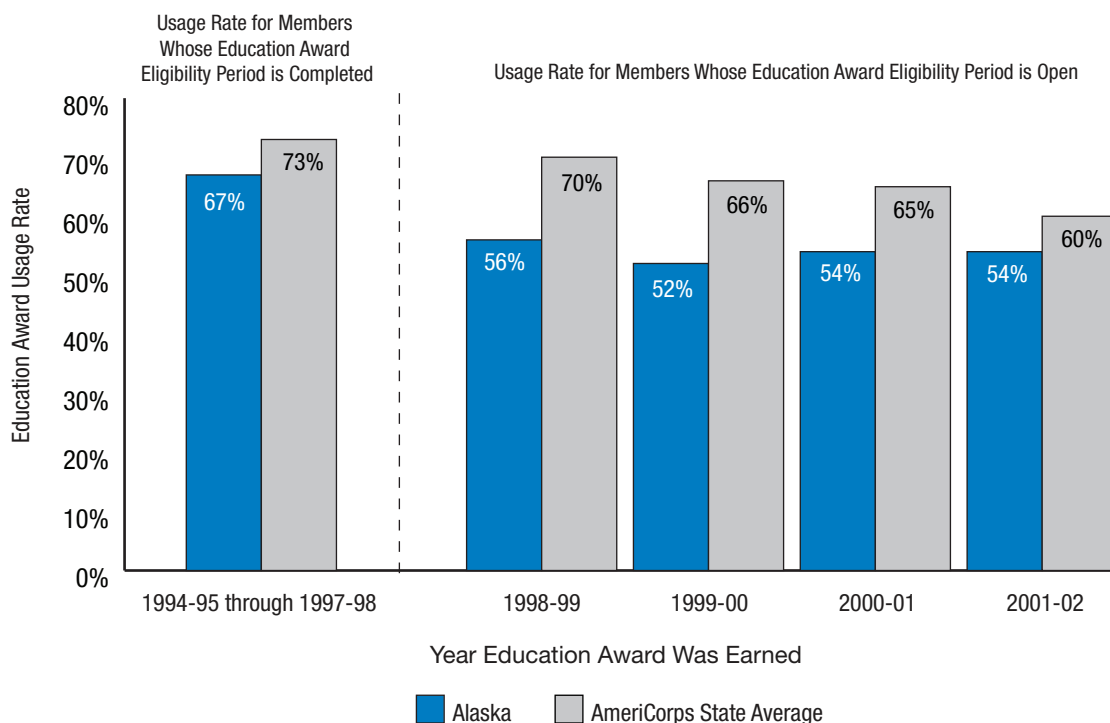


Data Source: Grantsbase and eGrants, as of September 30, 2005.





### AmeriCorps State Education Award Usage: 1994-2002<sup>1</sup>



**Education Award.** After successfully completing a term of service, AmeriCorps members who are enrolled in the National Service Trust are eligible to receive an education award. The education award can be used to pay education costs at qualified institutions of higher education or training, or to repay qualified student loans. The award currently is \$4,725 for a year of full-time service, with correspondingly lesser awards for half-time and reduced half-time service. A member has up to seven years after his or her term of service has ended to use the award.

**Education Award Usage.** Education award usage is generated from eSpan. For education award usage rates, we examined awards in which members had 3 or more years to access the award. This decision was based on evidence that most members use the education award within 3 years of earning it.

Data Source: eSPAN, as of September 14, 2005.

<sup>1</sup> For education award usage rates, we examined awards in which members have had three or more years to access the award. This decision was based on evidence that most members use the education award within three years of earning it.

For this report, we have identified members who served in 1994-1995 through 2001-2002 to examine usage rates for education awards.

**1994-1995 through 1997-1998:** Members who served in 1994-1995 through 1997-1998 have completed their seven-year education award eligibility period; because the eligibility period for using the education award is completed, we have aggregated the usage rate for these members.

**1998-1999 through 2001-2002:** Members who served in 1998-1999 through 2001-2002 have at least one year of eligibility left. As former members of these years access their education awards, these data will fluctuate as the awards remain active.

We will continue to track AmeriCorps member education award usage by year, adding an additional year in the “eligibility remaining” portion of the graph. Usage rates may differ from year to year as more earned education award money is withdrawn from members’ Trust accounts. As members end their seven-year period of eligibility they will be added to the “eligibility completed” group.



**Performance Highlights<sup>1</sup> for Arizona**

**2003-2004**

**EDUCATION**

(4 subgrantees reporting)  
 635 students in grades 1-12 received tutoring.  
 1,640 adults received instruction in GED or basic skills development.  
 961 students received mentoring or counseling for school success or achievement.

**ENVIRONMENT**

(1 subgrantee reporting)  
 1,460 acres of habitat were restored, conserved, or eliminated of environmental risks by AmeriCorps members.

**HUMAN NEEDS**

(2 subgrantees reporting)  
 10 people received independent living assistance.  
 3 homes were constructed with the assistance of AmeriCorps members, benefiting 15 low-income residents.

**COMMUNITY STRENGTHENING**

(6 subgrantees reporting)  
 1,563 people benefited from service-learning and community education activities conducted by members.  
 13,688 people were provided information regarding community services.

**VOLUNTEER LEVERAGING**

(6 subgrantees reporting)  
 2,008 volunteers were recruited for assistance in addressing human needs issues.  
 525 people were engaged as volunteers in communities and schools.

**MEMBER DEVELOPMENT**

(4 subgrantees reporting)  
 23 members were trained in life skills, such as organizational skills, problem solving, teamwork, and leadership.  
 18 members received career development training or counseling.

**2004-2005**

**EDUCATION**

(5 subgrantees reporting)  
 866 students in grades 1-12 received tutoring.  
 942 adults received instruction in GED or basic skills development.  
 259 Head Start or kindergarten students received instruction.

**ENVIRONMENT**

(1 subgrantee reporting)  
 1,865 acres of public lands and habitat were restored and conserved.  
 19 miles of trails or roads were maintained and cleared.  
 More than a mile of riverbank area was restored and conserved.

**HUMAN NEEDS**

(2 subgrantees reporting)  
 19 housing units for low-income or disabled individuals were constructed.

**COMMUNITY STRENGTHENING**

(7 subgrantees reporting)  
 391 youth engaged in service-learning activities conducted by members, benefiting 71 agencies and organizations.

**VOLUNTEER LEVERAGING**

(7 subgrantees reporting)  
 326 volunteers were recruited for assistance in addressing human needs issues.  
 38 volunteers were recruited for a Reader Mentor program and other educational activities across schools in 3 school districts.

**MEMBER DEVELOPMENT**

(6 subgrantees reporting)  
 88 members were trained in life skills, such as organizational skills, problem solving, teamwork, and leadership.  
 101 members received training in technical skills related to carrying out their assignments.

Data Source: All data are aggregates of the data subgrantees report in the AmeriCorps Progress Reports. State Commissions review subgrantees' reports, and then submit approved information to AmeriCorps through the Grantee Progress Reports (GPR). AmeriCorps programs vary in their start and end dates, and not all programs operate during the same timeframe. During any given year the time period of activity reported is between October 1st through September 30th. Any program activity that may have occurred after September 30, 2005 is not captured in this report.

<sup>1</sup> For Arizona, all 2003-2004 performance highlights are based on Formula and Competitive Award subgrantee self-report (total number of subgrantees for Arizona in 2003-2004 was 10). For 2004-2005, all performance highlights are based on Formula and Competitive Award subgrantee self-report (total number of subgrantees for Arizona in 2004-2005 was 8).

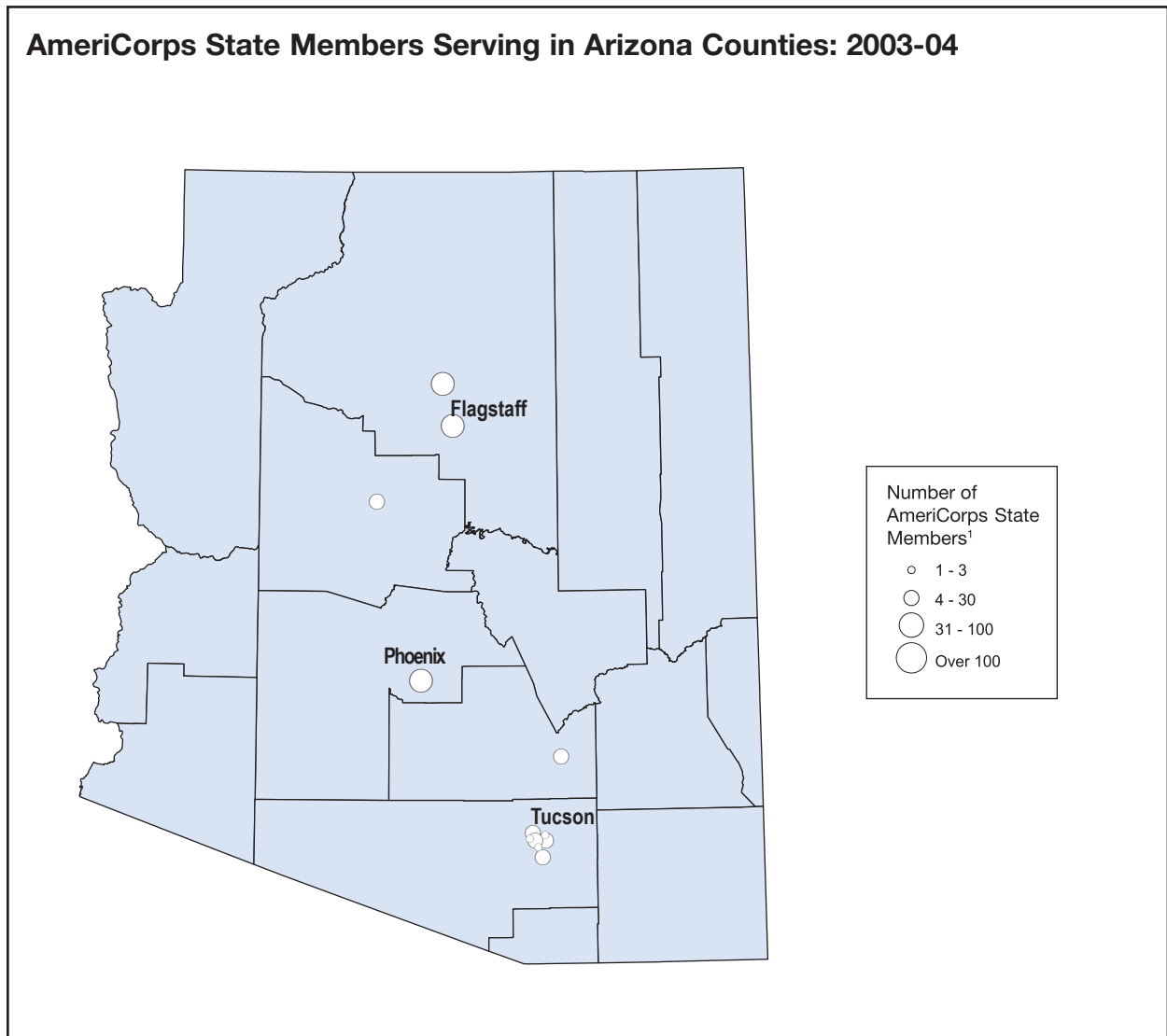


**Arizona at a Glance: 2003-04**

Number of members serving	150	Overall Funding	\$1,343,119
Fill Rate	93%	Formula Award	\$983,905
Completion Rate	78%	Competitive Award	\$359,214
Number of volunteers leveraged	3,724	Education Award Program Funding	\$0

Data Source: Member data are from eSPAN, as of September 30, 2005; volunteer data are from GPRs, as of January 2006. State financial information, such as awarded Corporation and matching funds, comes from budgets as found in Grantsbase and eGrants, as of September 30, 2005.

**AmeriCorps State Members Serving in Arizona Counties: 2003-04**



Data Source: Information on number of members and service locations was obtained through State Commission self-report.

1 Symbol placement is determined by the zip codes where members serve.

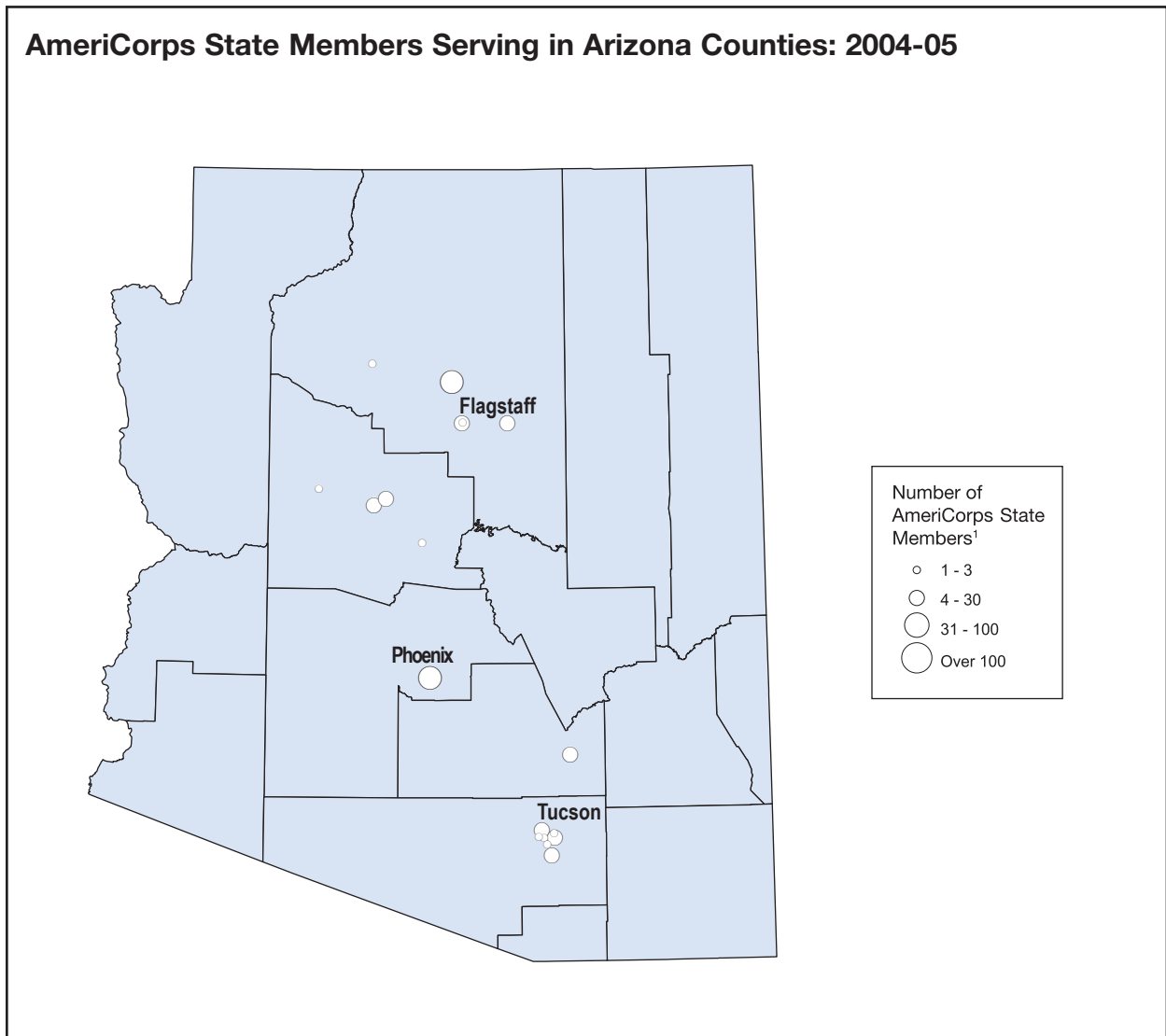


**Arizona at a Glance: 2004-05**

Number of members serving	206	Overall Funding	\$1,745,242
Fill Rate	74%	Formula Award	\$1,245,245
Completion Rate	73%	Competitive Award	\$499,997
Number of volunteers leveraged	3,723	Education Award Program Funding	\$0

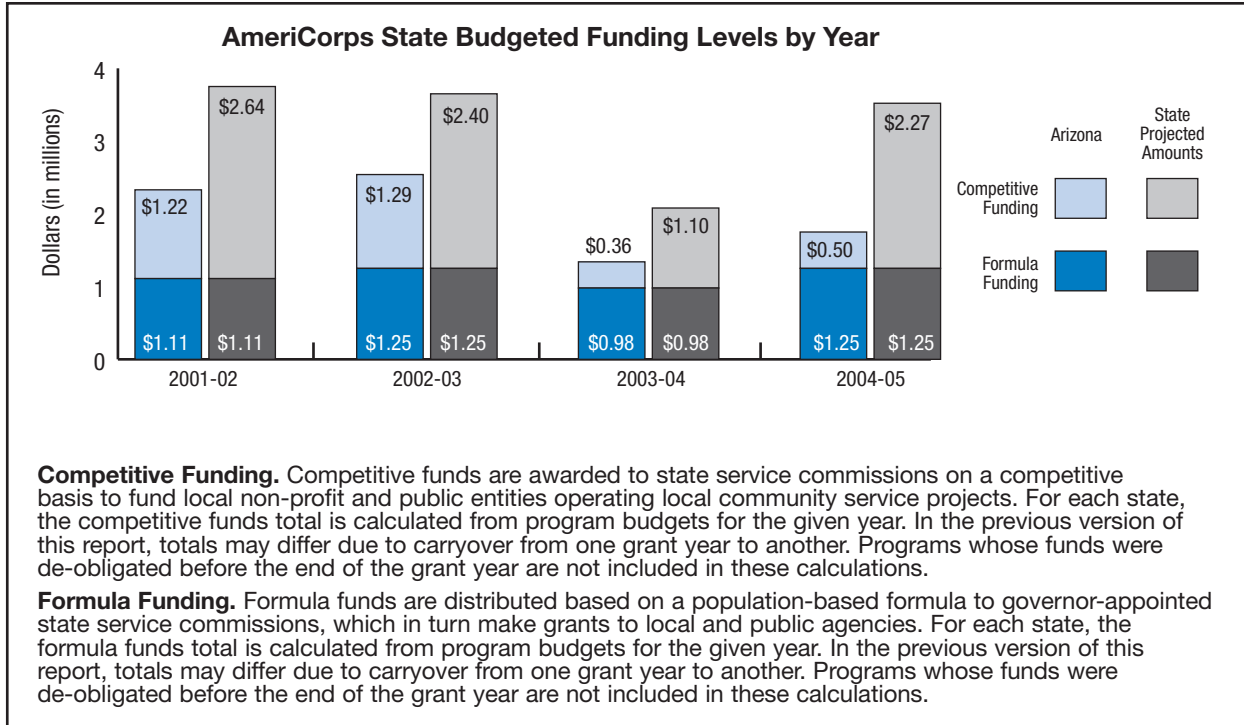
Data Source: Member data are from eSPAN, as of September 30, 2005; volunteer data are from GPRs, as of January 2006. State financial information, such as awarded Corporation and matching funds, comes from budgets as found in Grantsbase and eGrants, as of September 30, 2005.

**AmeriCorps State Members Serving in Arizona Counties: 2004-05**

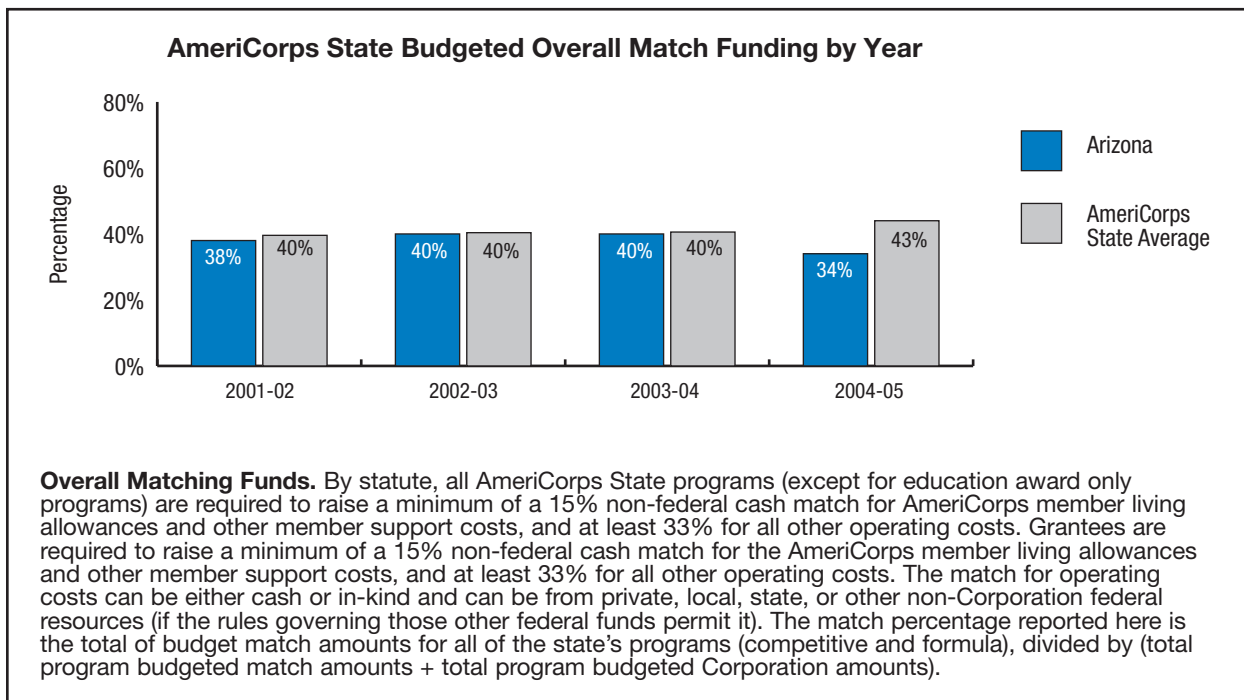


Data Source: Information on number of members and service locations was obtained through State Commission self-report.

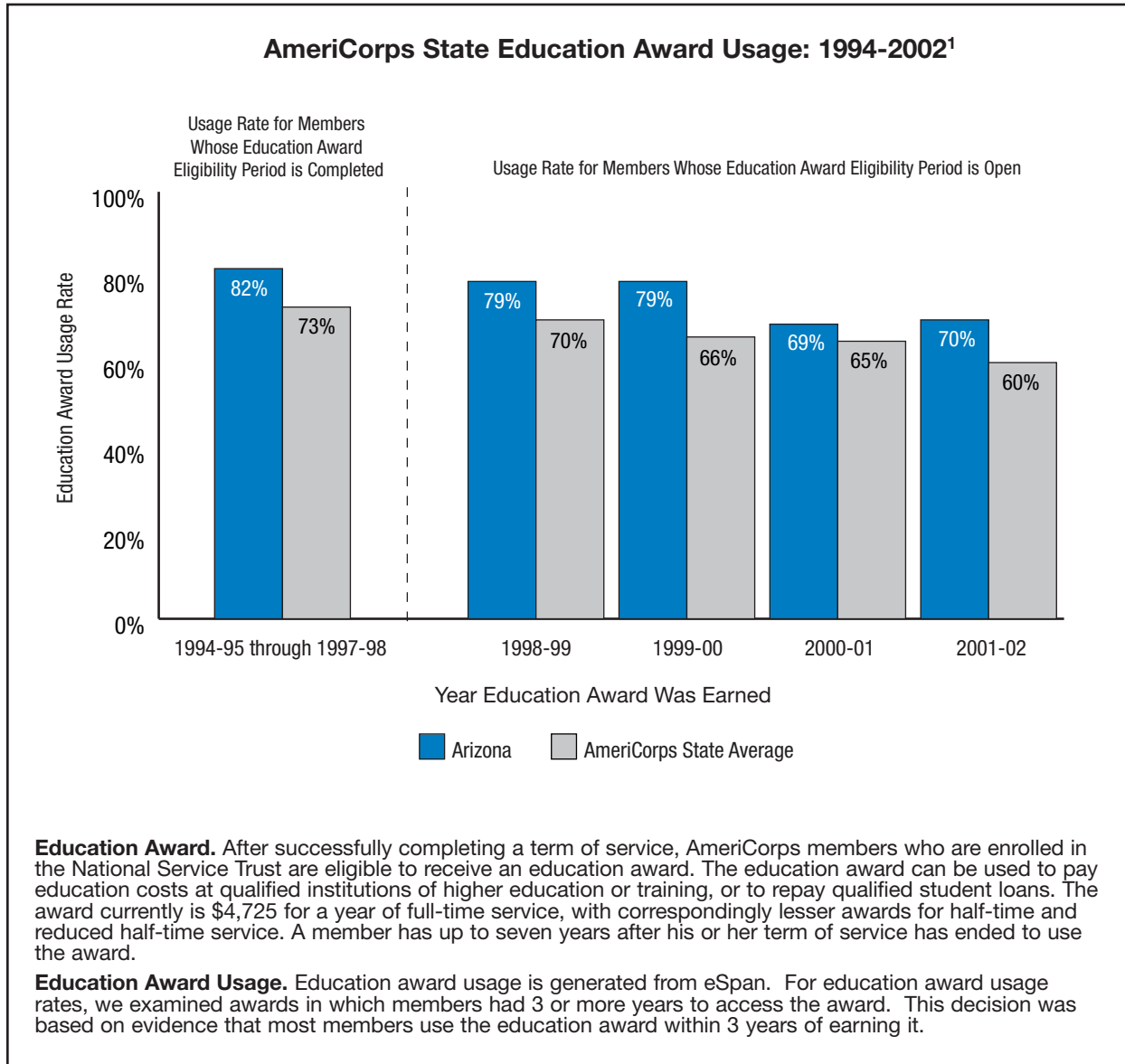
1 Symbol placement is determined by the zip codes where members serve.



Data Source: Grantsbase and eGrants, as of September 30, 2005.



Data Source: Grantsbase and eGrants, as of September 30, 2005.



Data Source: eSPAN, as of September 14, 2005.

<sup>1</sup> For education award usage rates, we examined awards in which members have had three or more years to access the award. This decision was based on evidence that most members use the education award within three years of earning it.

For this report, we have identified members who served in 1994-1995 through 2001-2002 to examine usage rates for education awards.

**1994-1995 through 1997-1998:** Members who served in 1994-1995 through 1997-1998 have completed their seven-year education award eligibility period; because the eligibility period for using the education award is completed, we have aggregated the usage rate for these members.

**1998-1999 through 2001-2002:** Members who served in 1998-1999 through 2001-2002 have at least one year of eligibility left. As former members of these years access their education awards, these data will fluctuate as the awards remain active.

We will continue to track AmeriCorps member education award usage by year, adding an additional year in the “eligibility remaining” portion of the graph. Usage rates may differ from year to year as more earned education award money is withdrawn from members’ Trust accounts. As members end their seven-year period of eligibility they will be added to the “eligibility completed” group.



**Performance Highlights<sup>1</sup> for Arkansas**

**2003-2004**

**EDUCATION**

(4 subgrantees reporting)  
 932 students in grades 1-12 received tutoring, mentoring, and counseling.  
 164 parents received assistance in development of parenting skills.  
 663 adults received instruction in GED or basic skills development.

**ENVIRONMENT**

(2 subgrantees reporting)  
 170 individuals received training on preventing or better addressing environmental problems.  
 103 acres of habitat and public lands were restored or conserved, benefiting 80,526 people.

**HUMAN NEEDS**

(1 subgrantee reporting)  
 170 individuals received counseling in violence prevention, substance abuse prevention, and working with the justice system.

**COMMUNITY STRENGTHENING**

(5 subgrantees reporting)  
 482 people benefited from presentations on emergency preparedness in the event of disasters such as tornadoes.  
 2,211 people benefited from 80 service projects organized by members as part of community service days.

**VOLUNTEER LEVERAGING**

(5 subgrantees reporting)  
 884 volunteers were recruited and coordinated to assist in addressing human needs issues.  
 175 volunteers were recruited for tutoring or other educational purposes.

**MEMBER DEVELOPMENT**

(3 subgrantees reporting)  
 54 members received technical skills training relevant to carrying out their assignments.

**2004-2005**

**EDUCATION**

(8 subgrantees reporting)  
 3,318 adults received instruction in GED or basic skills development.  
 1,053 students in grades 1-12 received tutoring.  
 747 in-class enrichment sessions were provided, benefiting 2,170 students.

**ENVIRONMENT**

(1 subgrantee reporting)  
 Trails, roads, and public park areas were maintained and cleaned, benefiting 74,185 people.

**HUMAN NEEDS**

(3 subgrantees reporting)  
 2,533 individuals received access to health care screening, diagnosis, or follow-up care.  
 438 people's support needs were assessed or identified.  
 183 parents or families received support in parenting skills development.

**COMMUNITY STRENGTHENING**

(11 subgrantees reporting)  
 558 people received information and materials on childhood immunization and prescription drug assistance.  
 1,873 people benefited from community events, fairs, or benefits related to health or other human needs issues.

**VOLUNTEER LEVERAGING**

(11 subgrantees reporting)  
 1,502 volunteers were recruited to assist in addressing human needs issues.  
 1,591 volunteers were recruited for tutoring or other educational purposes.

**MEMBER DEVELOPMENT**

(8 subgrantees reporting)  
 291 members received technical skills training relevant to carrying out their assignments.  
 94 members were trained in citizenship and civic responsibility.  
 100 members received career development training, as well as preparation for their post-AmeriCorps job search.

Data Source: All data are aggregates of the data subgrantees report in the AmeriCorps Progress Reports. State Commissions review subgrantees' reports, and then submit approved information to AmeriCorps through the Grantee Progress Reports (GPR). AmeriCorps programs vary in their start and end dates, and not all programs operate during the same timeframe. During any given year the time period of activity reported is between October 1st through September 30th. Any program activity that may have occurred after September 30, 2005 is not captured in this report.

<sup>1</sup> For Arkansas, all 2003-2004 performance highlights are based on Formula and Competitive Award subgrantee self-report (total number of subgrantees for Arkansas in 2003-2004 was 5). For 2004-2005, all performance highlights are based on Formula, Competitive, and Education Award subgrantee self-report (total number of subgrantees for Arkansas in 2004-2005 was 11).

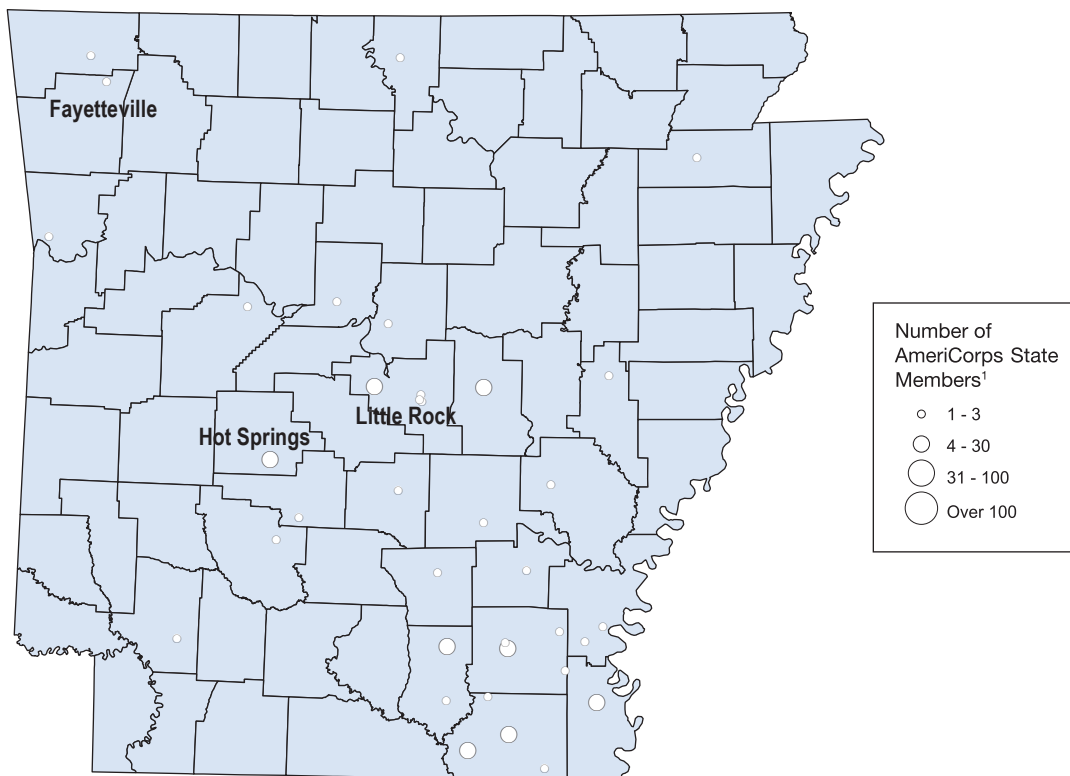


**Arkansas at a Glance: 2003-04**

Number of members serving	98	Overall Funding	\$1,005,867
Fill Rate	100%	Formula Award	\$501,319
Completion Rate	87%	Competitive Award	\$504,548
Number of volunteers leveraged	4,532	Education Award Program Funding	\$0

Data Source: Member data are from eSPAN, as of September 30, 2005; volunteer data are from GPRs, as of January 2006. State financial information, such as awarded Corporation and matching funds, comes from budgets as found in Grantsbase and eGrants, as of September 30, 2005.

**AmeriCorps State Members Serving in Arkansas Counties: 2003-04**



Data Source: Information on number of members and service locations was obtained through State Commission self-report.

1 Symbol placement is determined by the zip codes where members serve.





**Arkansas at a Glance: 2004-05**

Number of members serving	310	Overall Funding	\$2,412,375
Fill Rate	102%	Formula Award	\$811,581
Completion Rate	73%	Competitive Award	\$1,585,794
Number of volunteers leveraged	6,055	Education Award Program Funding	\$15,000

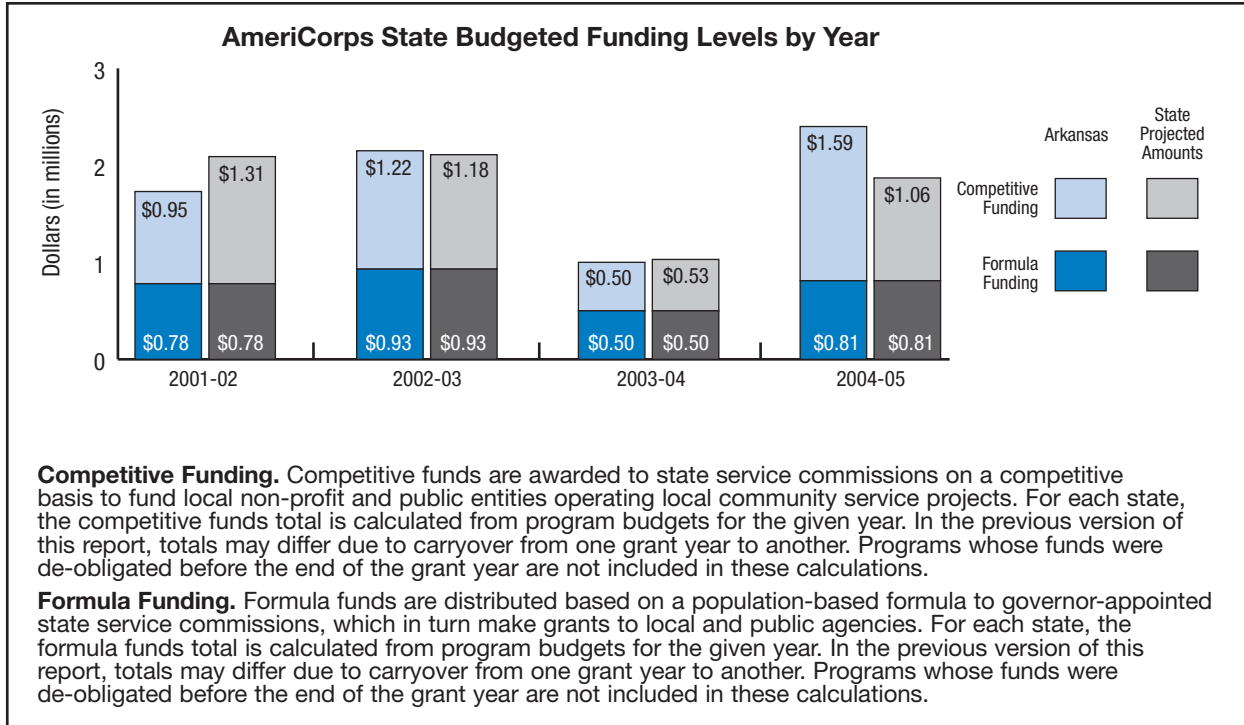
Data Source: Member data are from eSPAN, as of September 30, 2005; volunteer data are from GPRs, as of January 2006. State financial information, such as awarded Corporation and matching funds, comes from budgets as found in Grantsbase and eGrants, as of September 30, 2005.

**AmeriCorps State Members Serving in Arkansas Counties: 2004-05**

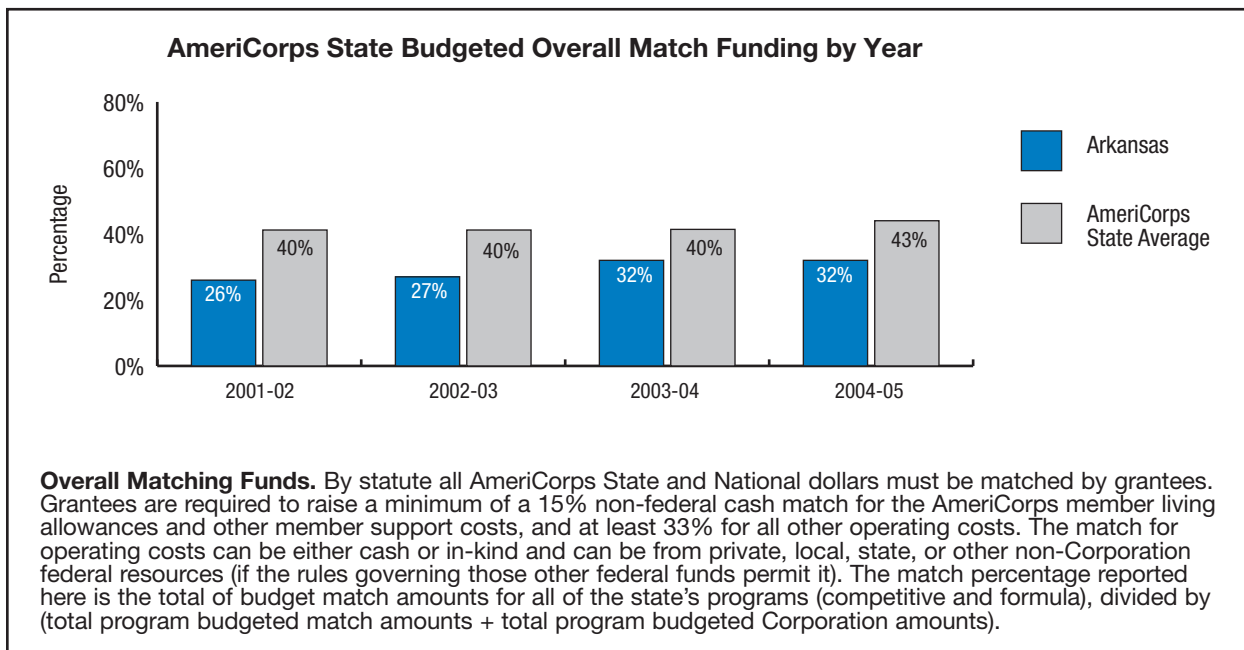


Data Source: Information on number of members and service locations was obtained through State Commission self-report.

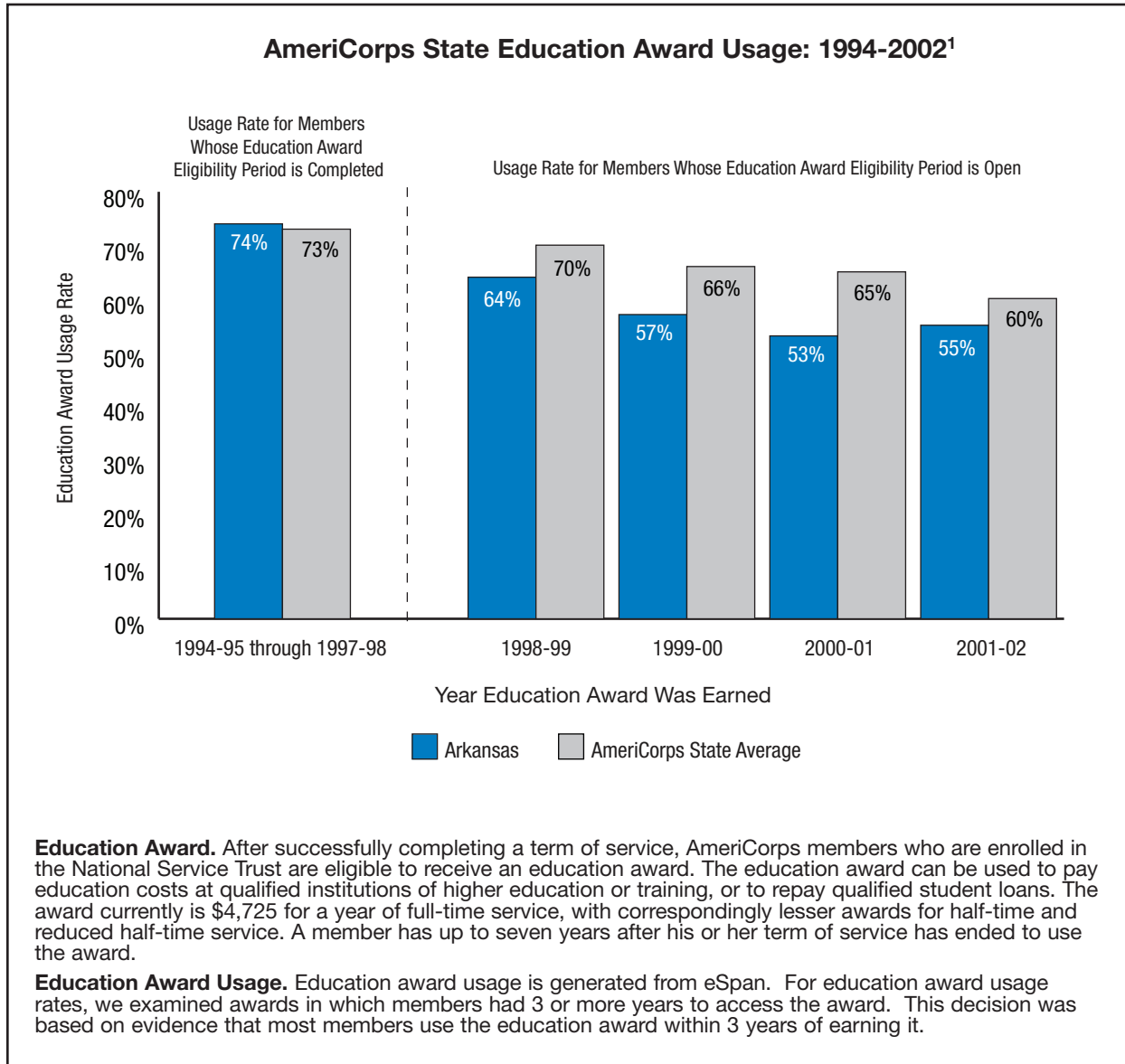
1 Symbol placement is determined by the zip codes where members serve.



Data Source: Grantsbase and eGrants, as of September 30, 2005.



Data Source: Grantsbase and eGrants, as of September 30, 2005.



Data Source: eSPAN, as of September 14, 2005.

<sup>1</sup> For education award usage rates, we examined awards in which members have had three or more years to access the award. This decision was based on evidence that most members use the education award within three years of earning it.

For this report, we have identified members who served in 1994-1995 through 2001-2002 to examine usage rates for education awards.

**1994-1995 through 1997-1998:** Members who served in 1994-1995 through 1997-1998 have completed their seven-year education award eligibility period; because the eligibility period for using the education award is completed, we have aggregated the usage rate for these members.

**1998-1999 through 2001-2002:** Members who served in 1998-1999 through 2001-2002 have at least one year of eligibility left. As former members of these years access their education awards, these data will fluctuate as the awards remain active.

We will continue to track AmeriCorps member education award usage by year, adding an additional year in the “eligibility remaining” portion of the graph. Usage rates may differ from year to year as more earned education award money is withdrawn from members’ Trust accounts. As members end their seven-year period of eligibility they will be added to the “eligibility completed” group.



**Performance Highlights<sup>1</sup> for California**

**2003-2004**

**EDUCATION**

(16 subgrantees reporting)  
 19,789 students in grades 1-12 received tutoring.  
 2,093 students received mentoring and counseling toward school success and achievement.  
 Nearly 4,000 adults benefited from GED or basic skills development.

**ENVIRONMENT**

(2 subgrantees reporting)  
 196 habitat sites were restored or conserved by members.

**HUMAN NEEDS**

(4 subgrantees reporting)  
 5,519 individuals received access to health care information, diagnosis and screenings.  
 2,714 people benefited from parenting skills development trainings.

**COMMUNITY STRENGTHENING**

(23 subgrantees reporting)  
 2,079 students engaged in service-learning and community education.  
 177 members provided 46 literacy training sessions to 1,196 parents.

**VOLUNTEER LEVERAGING**

(23 subgrantees reporting)  
 3,580 volunteers were recruited/coordinated to assist in addressing human needs issues.  
 2,594 volunteers were recruited for tutoring or other educational purposes.

**MEMBER DEVELOPMENT**

(23 subgrantees reporting)  
 1,507 members were trained in citizenship and civic responsibility.  
 553 members were trained in CPR, first aid, and emergency response.  
 1,542 members received training in technical skills related to carrying out their assignments.

**2004-2005**

**EDUCATION**

(40 subgrantees reporting)  
 53,485 students in grades 1-12 received tutoring.  
 3,619 students received mentoring and counseling toward school success and achievement.  
 2,411 adults benefited from GED or basic skills development.

**ENVIRONMENT**

(2 subgrantees reporting)  
 29,730 acres of habitat park lands or wild lands were eliminated of environmental risks by AmeriCorps members.  
 23 neighborhood gardens were planted.

**HOMELAND SECURITY**

(1 subgrantee reporting)  
 9,030 individuals received emergency assistance.

**HUMAN NEEDS**

(13 subgrantees reporting)  
 51,497 individuals received access to health care information, diagnosis and screenings.  
 544 individuals received independent living assistance.  
 970 people were counseled on substance abuse prevention.  
 414 pregnant women were provided access to prenatal care, screening, health services or information about children's health and development.

**PUBLIC SAFETY**

(9 subgrantees reporting)  
 207 children were immunized.  
 285 individuals benefited from 6 neighborhood watch or violence prevention patrol groups.

**COMMUNITY STRENGTHENING**

(57 subgrantees reporting)  
 1,500 students engaged in service-learning and education.

**VOLUNTEER LEVERAGING**

(57 subgrantees reporting)  
 1,665 volunteers were recruited and coordinated to assist in addressing human needs issues.  
 8,327 volunteers were recruited for tutoring.

**MEMBER DEVELOPMENT**

(54 subgrantees reporting)  
 3,669 members were trained in citizenship and civic responsibility.

Data Source: All data are aggregates of the data subgrantees report in the AmeriCorps Progress Reports. State Commissions review subgrantees' reports, and then submit approved information to AmeriCorps through the Grantee Progress Reports (GPR). AmeriCorps programs vary in their start and end dates, and not all programs operate during the same timeframe. During any given year the time period of activity reported is between October 1st through September 30th. Any program activity that may have occurred after September 30, 2005 is not captured in this report.

<sup>1</sup> For California, all 2003-2004 performance highlights are based on Formula and Competitive Award subgrantee self-report (total number of subgrantees for California in 2003-2004 was 34). For 2004-2005, all performance highlights are based on Formula, Competitive, and Education Award subgrantee self-report (total number of subgrantees for California in 2004-2005 was 60).



**California at a Glance: 2003-04**

Number of members serving	2,140	Overall Funding	\$13,223,064
Fill Rate	90%	Formula Award	\$6,319,136
Completion Rate	85%	Competitive Award	\$6,903,928
Number of volunteers leveraged	15,816	Education Award Program Funding	\$0

Data Source: Member data are from eSPAN, as of September 30, 2005; volunteer data are from GPRs, as of January 2006. State financial information, such as awarded Corporation and matching funds, comes from budgets as found in Grantsbase and eGrants, as of September 30, 2005.

**AmeriCorps State Members Serving in California Counties: 2003-04**



Data Source: Information on number of members and service locations was obtained through State Commission self-report.

<sup>1</sup> Symbol placement is determined by the zip codes where members serve.



**California at a Glance: 2004-05**

Number of members serving	5,151	Overall Funding	\$32,339,233
Fill Rate	86%	Formula Award	\$12,651,609
Completion Rate	75%	Competitive Award	\$19,664,824
Number of volunteers leveraged	45,606	Education Award Program Funding	\$22,800

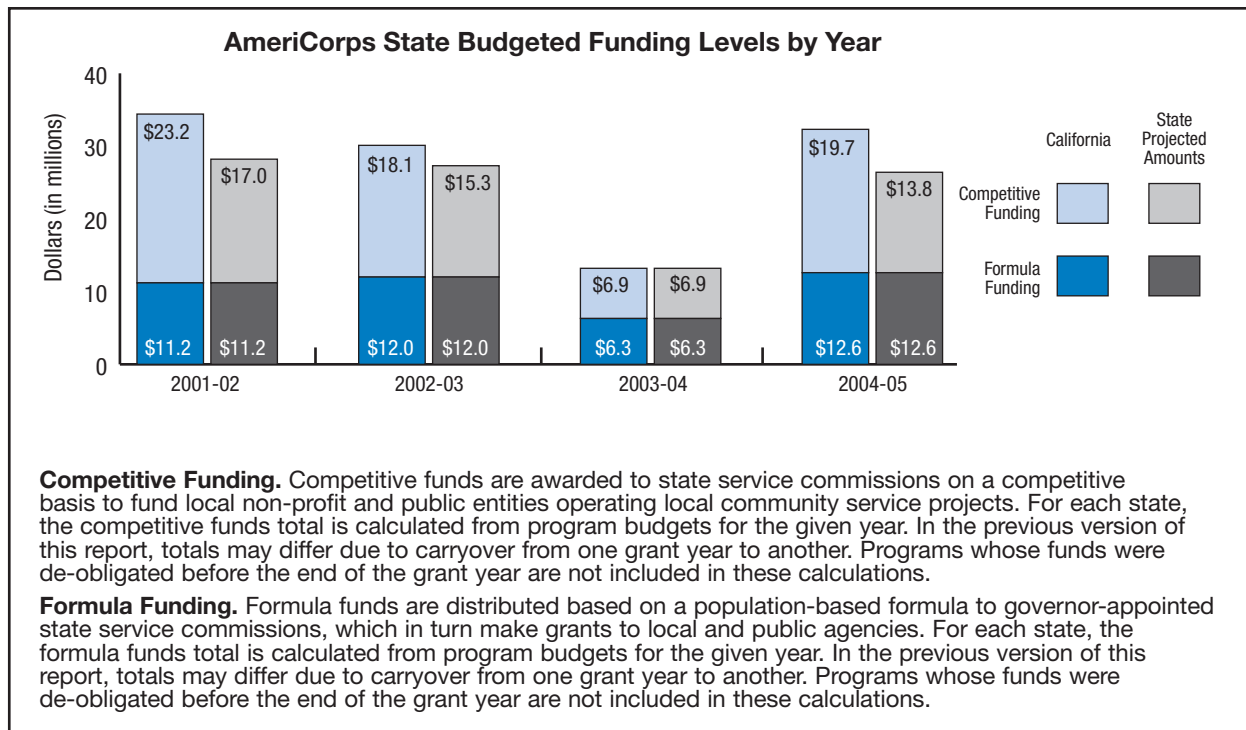
Data Source: Member data are from eSPAN, as of September 30, 2005; volunteer data are from GPRs, as of January 2006. State financial information, such as awarded Corporation and matching funds, comes from budgets as found in Grantsbase and eGrants, as of September 30, 2005.

**AmeriCorps State Members Serving in California Counties: 2004-05**

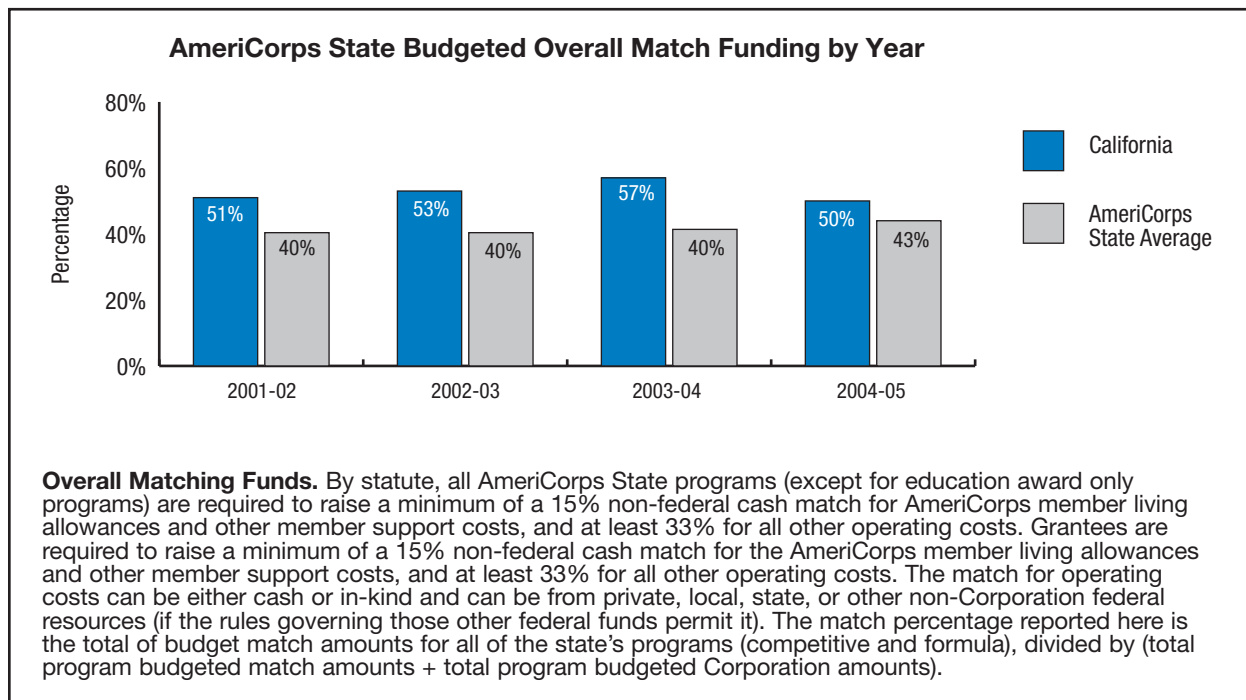


Data Source: Information on number of members and service locations was obtained through State Commission self-report.

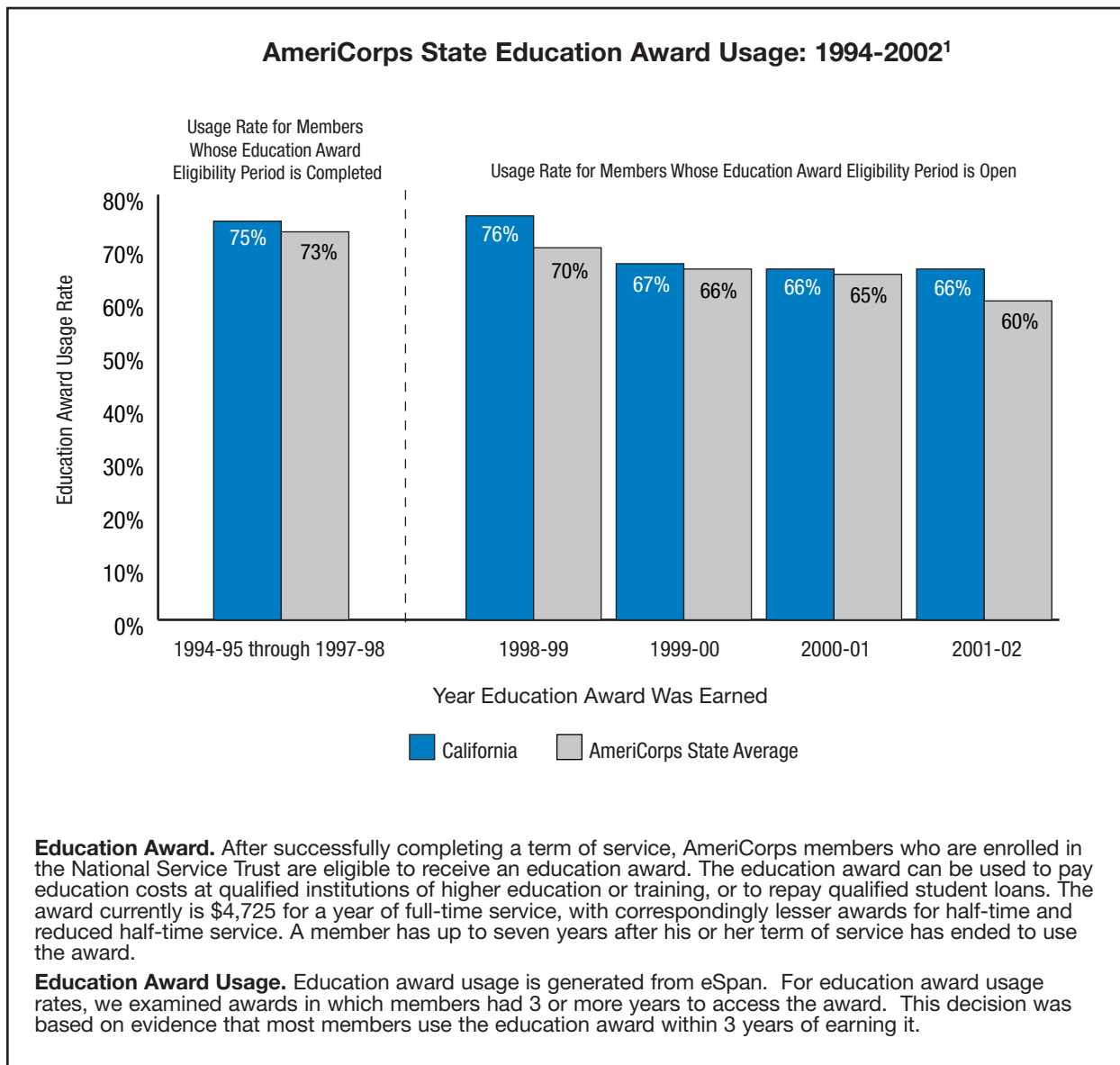
1 Symbol placement is determined by the zip codes where members serve.



Data Source: Grantsbase and eGrants, as of September 30, 2005.



Data Source: Grantsbase and eGrants, as of September 30, 2005.



Data Source: eSPAN, as of September 14, 2005.

<sup>1</sup> For education award usage rates, we examined awards in which members have had three or more years to access the award. This decision was based on evidence that most members use the education award within three years of earning it.

For this report, we have identified members who served in 1994-1995 through 2001-2002 to examine usage rates for education awards.

**1994-1995 through 1997-1998:** Members who served in 1994-1995 through 1997-1998 have completed their seven-year education award eligibility period; because the eligibility period for using the education award is completed, we have aggregated the usage rate for these members.

**1998-1999 through 2001-2002:** Members who served in 1998-1999 through 2001-2002 have at least one year of eligibility left. As former members of these years access their education awards, these data will fluctuate as the awards remain active.

We will continue to track AmeriCorps member education award usage by year, adding an additional year in the “eligibility remaining” portion of the graph. Usage rates may differ from year to year as more earned education award money is withdrawn from members’ Trust accounts. As members end their seven-year period of eligibility they will be added to the “eligibility completed” group.





**Performance Highlights<sup>1</sup> for Colorado**

**2003-2004**

**EDUCATION**

(5 subgrantees reporting)  
 2,250 students in grades 1-12 received tutoring.  
 2,260 students received mentoring/counseling in academic success or achievement.  
 571 children received health education lessons, testing, and support for transition from Head Start to Kindergarten.

**ENVIRONMENT**

(3 subgrantees reporting)  
 24 neighborhood gardens were planted, benefiting 8,550 community residents.  
 30 miles of trail were constructed and 88 acres of parkland revitalized.

**HUMAN NEEDS**

(3 subgrantees reporting)  
 918 children were immunized.  
 57 homeless and transitional youth were taught life skills and helped to stabilize their living situations.

**COMMUNITY STRENGTHENING**

(9 subgrantees reporting)  
 2,500 people benefited from parenting skills development trainings.

**VOLUNTEER LEVERAGING**

(9 subgrantees reporting)  
 599 volunteers were recruited/coordinated to assist in addressing human needs issues.  
 800 volunteers served as youth coaches and as participants in construction and community projects.

**MEMBER DEVELOPMENT**

(9 subgrantees reporting)  
 40 members received training/counseling in career development.  
 137 members were trained in life skills, such as organizational skills, problem solving, teamwork, and leadership.  
 72 members were trained in CPR, first aid, and emergency response.

**2004-2005**

**EDUCATION**

(7 subgrantees reporting)  
 1,237 students in grades 1-12 received tutoring.  
 63 adults received instruction in GED or basic skills development.  
 104 students were counseled concerning school success or achievement.

**ENVIRONMENT**

(5 subgrantees reporting)  
 16 neighborhood gardens were planted.  
 298 miles of trail or public park areas were maintained and cleaned.  
 9,213 acres of public lands and habitat were restored and conserved.

**HUMAN NEEDS**

(5 subgrantees reporting)  
 719 children were immunized.  
 313 seniors and disabled individuals received independent living assistance.  
 5,217 at-risk children and youth were mentored.

**COMMUNITY STRENGTHENING**

(15 subgrantees reporting)  
 596 people participated in trainings devoted to parenting skill development.  
 494 books were collected and organized in libraries.

**VOLUNTEER LEVERAGING**

(15 subgrantees reporting)  
 2,316 volunteers were recruited to participate in service days, mentoring, renovation projects, and a wide range of human service efforts.

**MEMBER DEVELOPMENT**

(16 subgrantees reporting)  
 233 members were trained in citizenship and civic responsibility.  
 135 members were trained in CPR, first aid, and emergency response.

Data Source: All data are aggregates of the data subgrantees report in the AmeriCorps Progress Reports. State Commissions review subgrantees' reports, and then submit approved information to AmeriCorps through the Grantee Progress Reports (GPR). AmeriCorps programs vary in their start and end dates, and not all programs operate during the same timeframe. During any given year the time period of activity reported is between October 1st through September 30th. Any program activity that may have occurred after September 30, 2005 is not captured in this report.

1 For Colorado, all 2003-2004 performance highlights are based on Formula and Competitive Award subgrantee self-report (total number of subgrantees for Colorado in 2003-2004 was 9). For 2004-2005, all performance highlights are based on Formula, Competitive, and Education Award subgrantee self-report (total number of subgrantees for Colorado in 2004-2005 was 16).


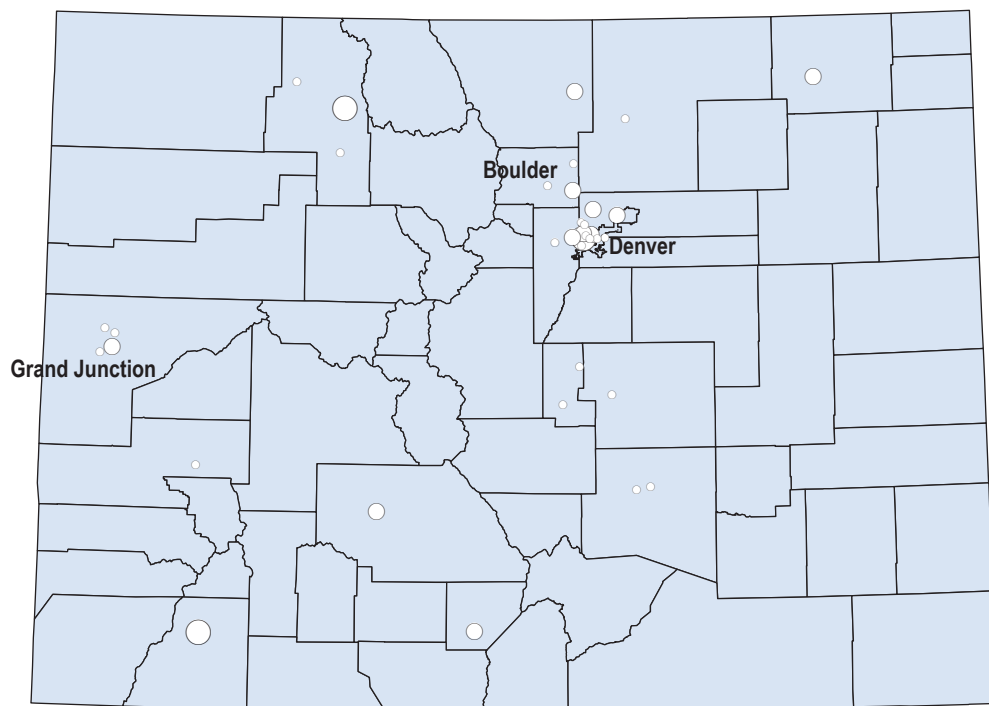


**Colorado at a Glance: 2003-04**

Number of members serving	143	Overall Funding	\$1,290,184
Fill Rate	99%	Formula Award	\$796,523
Completion Rate	82%	Competitive Award	\$493,661
Number of volunteers leveraged	1,662	Education Award Program Funding	\$0

Data Source: Member data are from eSPAN, as of September 30, 2005; volunteer data are from GPRs, as of January 2006. State financial information, such as awarded Corporation and matching funds, comes from budgets as found in Grantsbase and eGrants, as of September 30, 2005.

**AmeriCorps State Members Serving in Colorado Counties: 2003-04**



Data Source: Information on number of members and service locations was obtained through State Commission self-report.

<sup>1</sup> Symbol placement is determined by the zip codes where members serve.

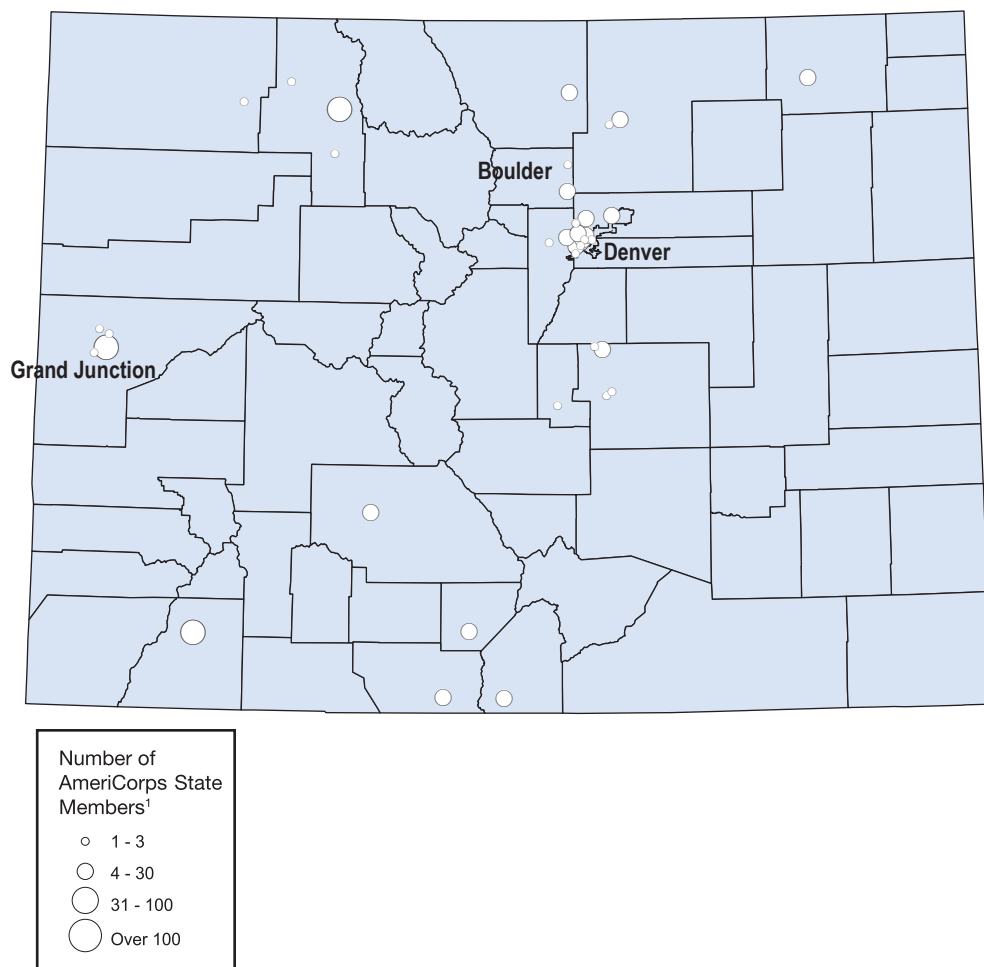


**Colorado at a Glance: 2004-05**

Number of members serving	646	Overall Funding	\$2,458,548
Fill Rate	75%	Formula Award	\$1,044,806
Completion Rate	81%	Competitive Award	\$1,352,192
Number of volunteers leveraged	4,750	Education Award Program Funding	\$61,550

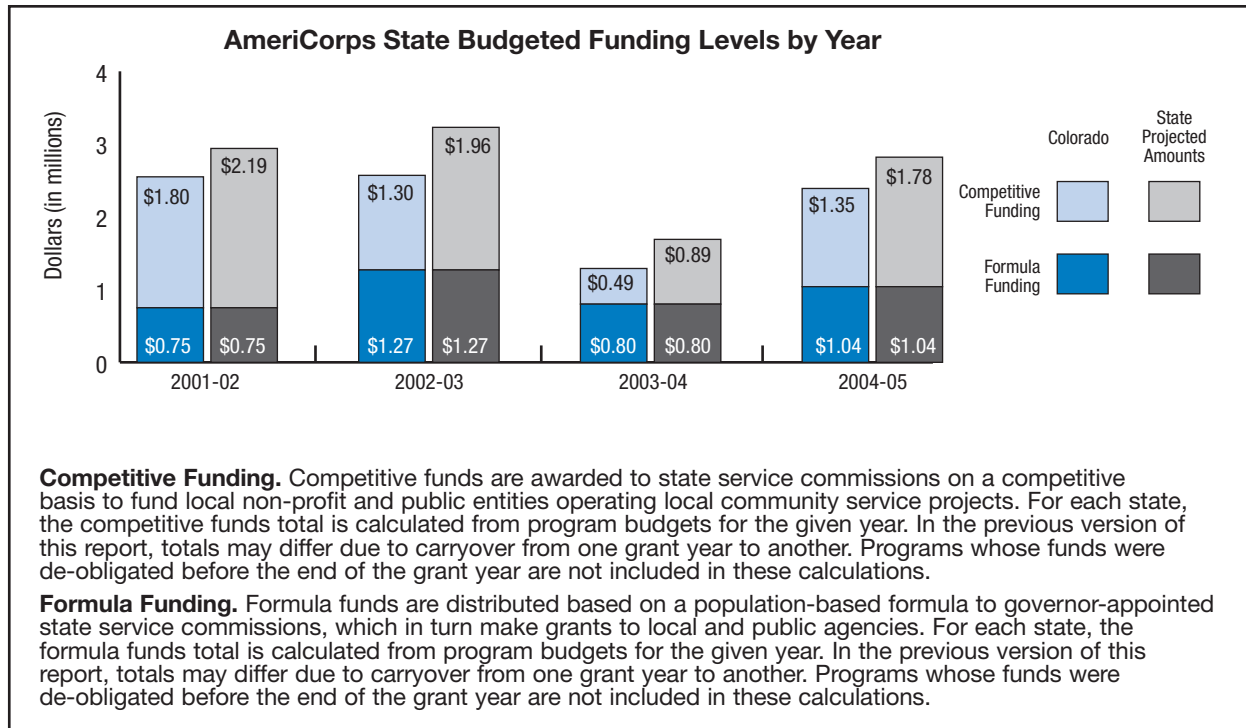
Data Source: Member data are from eSPAN, as of September 30, 2005; volunteer data are from GPRs, as of January 2006. State financial information, such as awarded Corporation and matching funds, comes from budgets as found in Grantsbase and eGrants, as of September 30, 2005.

**AmeriCorps State Members Serving in Colorado Counties: 2004-05**

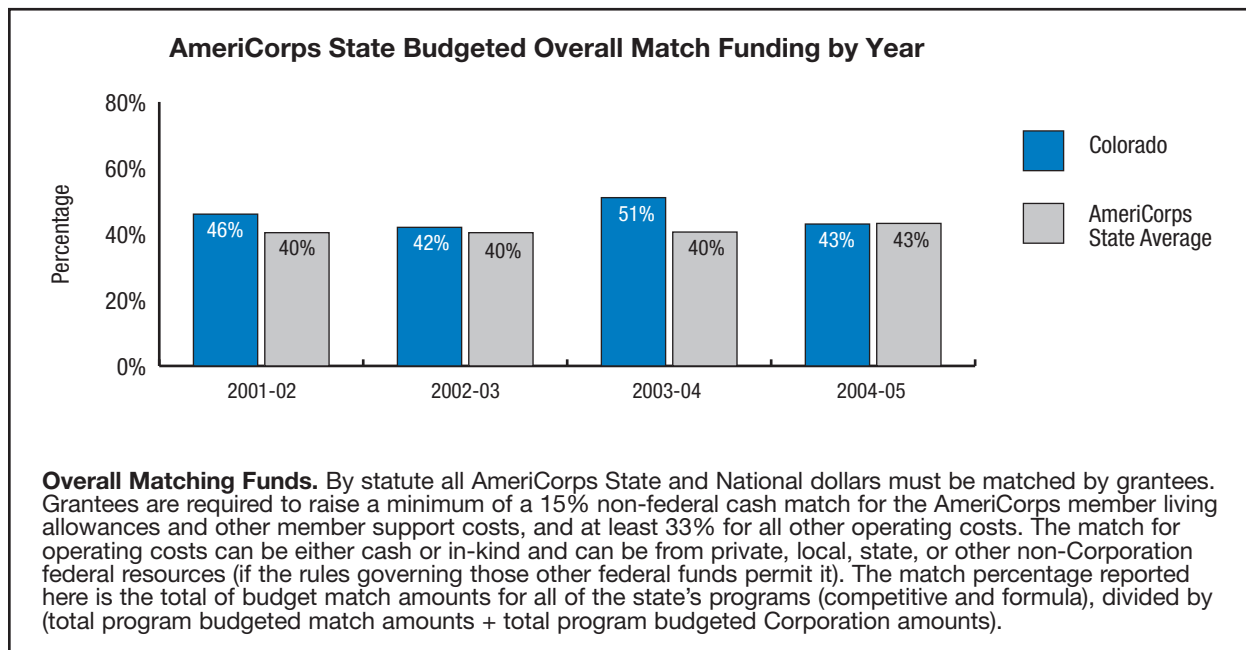


Data Source: Information on number of members and service locations was obtained through State Commission self-report.

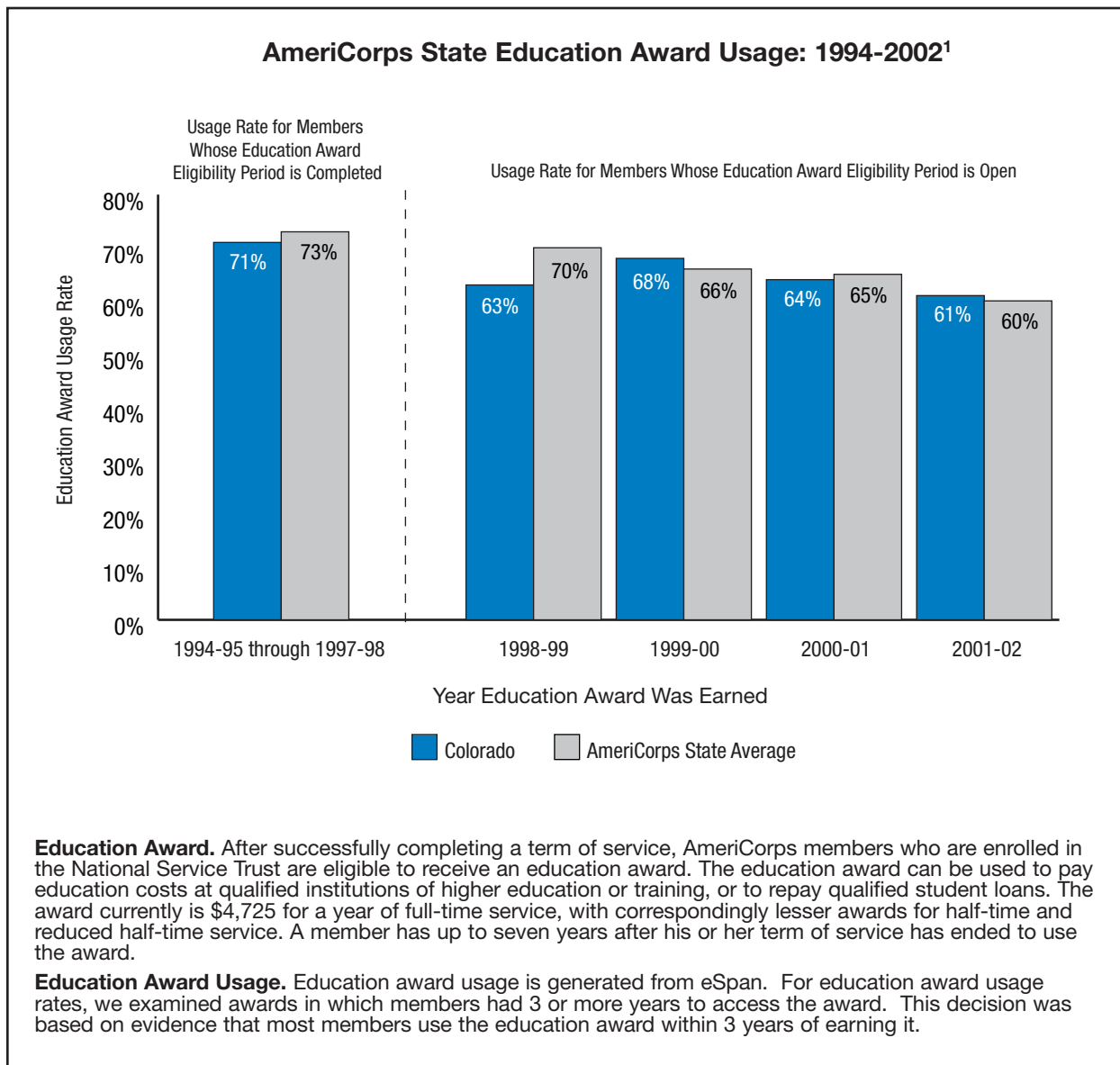
1 Symbol placement is determined by the zip codes where members serve.



Data Source: Grantsbase and eGrants, as of September 30, 2005.



Data Source: Grantsbase and eGrants, as of September 30, 2005.



Data Source: eSPAN, as of September 14, 2005.

<sup>1</sup> For education award usage rates, we examined awards in which members have had three or more years to access the award. This decision was based on evidence that most members use the education award within three years of earning it.

For this report, we have identified members who served in 1994-1995 through 2001-2002 to examine usage rates for education awards.

**1994-1995 through 1997-1998:** Members who served in 1994-1995 through 1997-1998 have completed their seven-year education award eligibility period; because the eligibility period for using the education award is completed, we have aggregated the usage rate for these members.

**1998-1999 through 2001-2002:** Members who served in 1998-1999 through 2001-2002 have at least one year of eligibility left. As former members of these years access their education awards, these data will fluctuate as the awards remain active.

We will continue to track AmeriCorps member education award usage by year, adding an additional year in the "eligibility remaining" portion of the graph. Usage rates may differ from year to year as more earned education award money is withdrawn from members' Trust accounts. As members end their seven-year period of eligibility they will be added to the "eligibility completed" group.



**Performance Highlights<sup>1</sup> for Connecticut**

**2003-2004**

**EDUCATION**

(3 subgrantees reporting)  
533 students in grades 1-12 received tutoring.

**ENVIRONMENT**

(1 subgrantee reporting)  
18 members implemented horticultural projects, including community garden restoration.

**HUMAN NEEDS**

(1 subgrantee reporting)  
367 callers to a victimization/sexual violence hotline were advised regarding which safety and preventive measures to take.

**PUBLIC SAFETY**

(1 subgrantee reporting)  
116 home assessments were conducted, including installing 100 smoke detectors or other safety enhancements.

**COMMUNITY STRENGTHENING**

(5 subgrantees reporting)  
Members engaged in service day projects including park and river cleanups, Earth Day activities, and community fairs.  
Members organized and operated an after-school program.

**VOLUNTEER LEVERAGING**

(5 subgrantees reporting)  
329 volunteers were recruited for wide-ranging service day projects and community projects.

**MEMBER DEVELOPMENT**

(5 subgrantees reporting)  
78 members were trained in life skills, such as organizational skills, problem solving, teamwork, and leadership.  
9 members received training in CPR, first aid, and emergency response.

**2004-2005**

**EDUCATION**

(4 subgrantees reporting)  
1,630 students in grades 1-12 received tutoring.  
348 students received after-school homework assistance.  
16 children in Head Start and preschool programs were provided individualized preschool literacy, language, and social skill support.

**ENVIRONMENT**

(1 subgrantee reporting)  
25 gardens and 135 trees were planted by members.

**PUBLIC SAFETY**

(1 subgrantee reporting)  
417 home assessments were conducted, including installing 200 security systems or other safety enhancements.

**COMMUNITY STRENGTHENING**

(7 subgrantees reporting)  
2,487 homeless and near-homeless youth were provided outreach and information about individualized services.

**VOLUNTEER LEVERAGING**

(7 subgrantees reporting)  
545 volunteers were recruited for wide-ranging service day projects and community projects.

**MEMBER DEVELOPMENT**

(7 subgrantees reporting)  
115 members received career development training, as well as preparation for their post-AmeriCorps job search.  
15 members were trained in technical skills related to carrying out their assignments.  
77 members received training in tutoring, child development, behavior management, mentoring, and conflict resolution.

Data Source: All data are aggregates of the data subgrantees report in the AmeriCorps Progress Reports. State Commissions review subgrantees' reports, and then submit approved information to AmeriCorps through the Grantee Progress Reports (GPR). AmeriCorps programs vary in their start and end dates, and not all programs operate during the same timeframe. During any given year the time period of activity reported is between October 1st through September 30th. Any program activity that may have occurred after September 30, 2005 is not captured in this report.

<sup>1</sup> For Connecticut, all 2003-2004 performance highlights are based on Formula and Competitive Award subgrantee self-report (total number of subgrantees for Connecticut in 2003-2004 was 7). For 2004-2005, all performance highlights are based on Formula and Competitive Award subgrantee self-report (total number of subgrantees for Connecticut in 2004-2005 was 7).

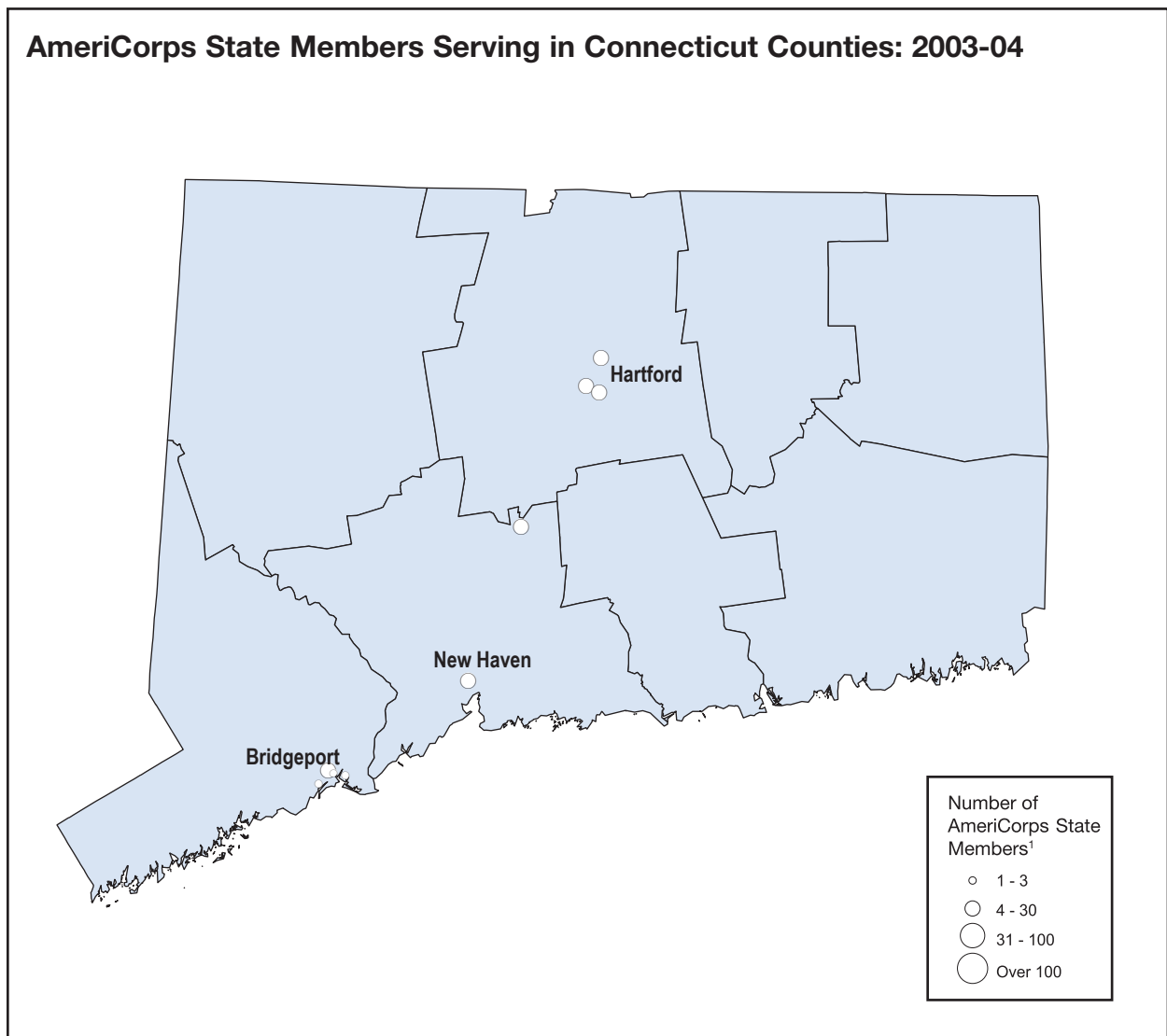


**Connecticut at a Glance: 2003-04**

Number of members serving	104	Overall Funding	\$1,028,461
Fill Rate	96%	Formula Award	\$708,451
Completion Rate	63%	Competitive Award	\$320,010
Number of volunteers leveraged	658	Education Award Program Funding	\$0

Data Source: Member data are from eSPAN, as of September 30, 2005; volunteer data are from GPRs, as of January 2006. State financial information, such as awarded Corporation and matching funds, comes from budgets as found in Grantsbase and eGrants, as of September 30, 2005.

**AmeriCorps State Members Serving in Connecticut Counties: 2003-04**



Data Source: Information on number of members and service locations was obtained through State Commission self-report.

1 Symbol placement is determined by the zip codes where members serve.

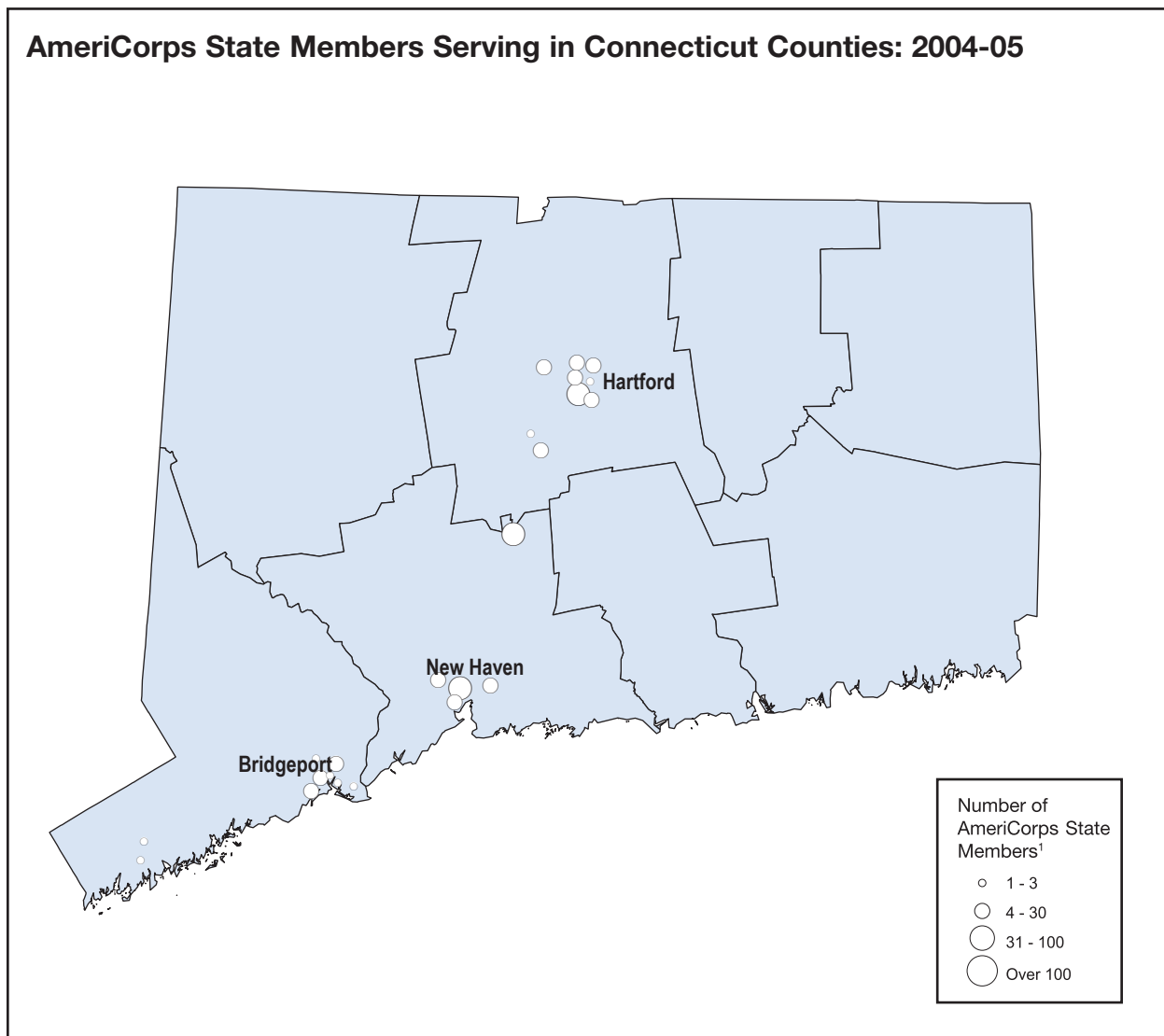


**Connecticut at a Glance: 2004-05**

Number of members serving	259	Overall Funding	\$1,804,292
Fill Rate	79%	Formula Award	\$739,271
Completion Rate	64%	Competitive Award	\$1,065,021
Number of volunteers leveraged	2,508	Education Award Program Funding	\$0

Data Source: Member data are from eSPAN, as of September 30, 2005; volunteer data are from GPRs, as of January 2006. State financial information, such as awarded Corporation and matching funds, comes from budgets as found in Grantsbase and eGrants, as of September 30, 2005.

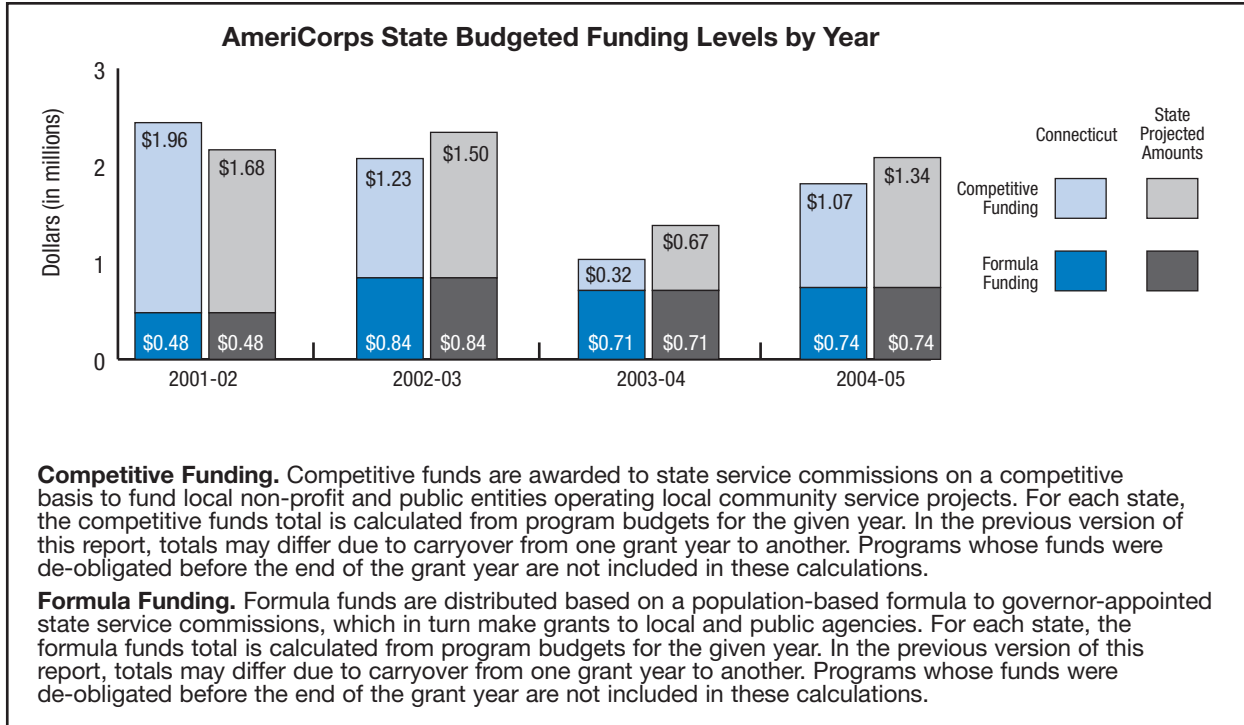
**AmeriCorps State Members Serving in Connecticut Counties: 2004-05**



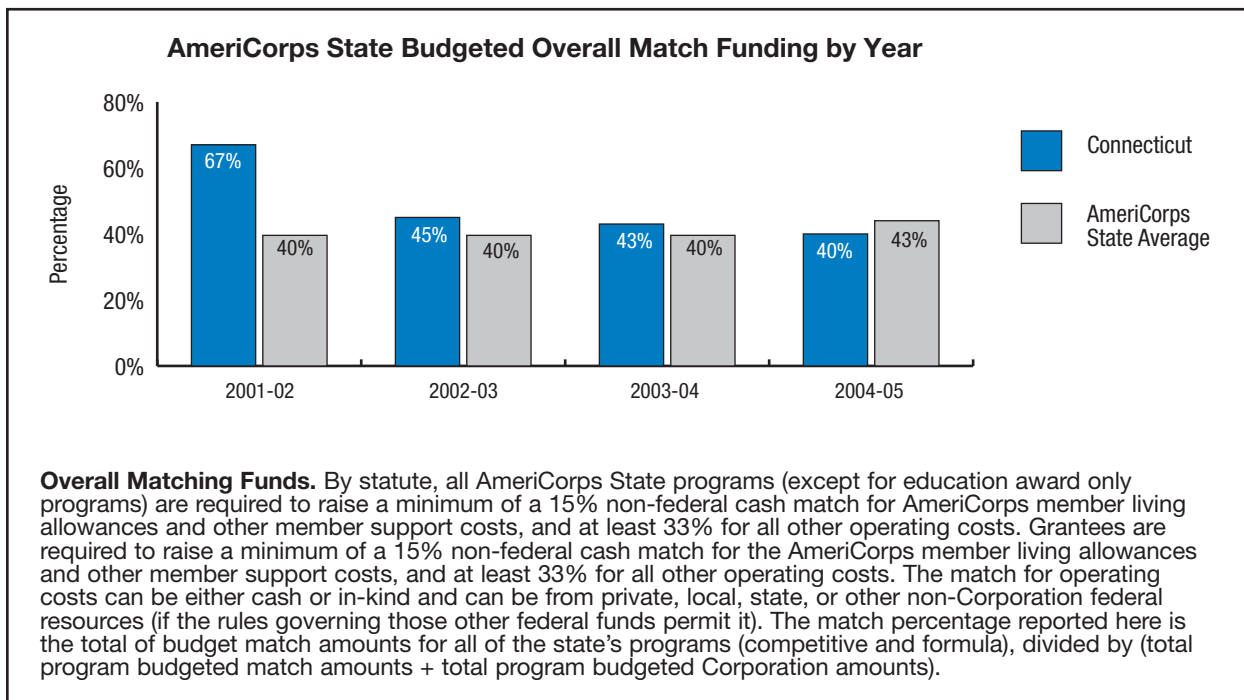
Data Source: Information on number of members and service locations was obtained through State Commission self-report.

1 Symbol placement is determined by the zip codes where members serve.

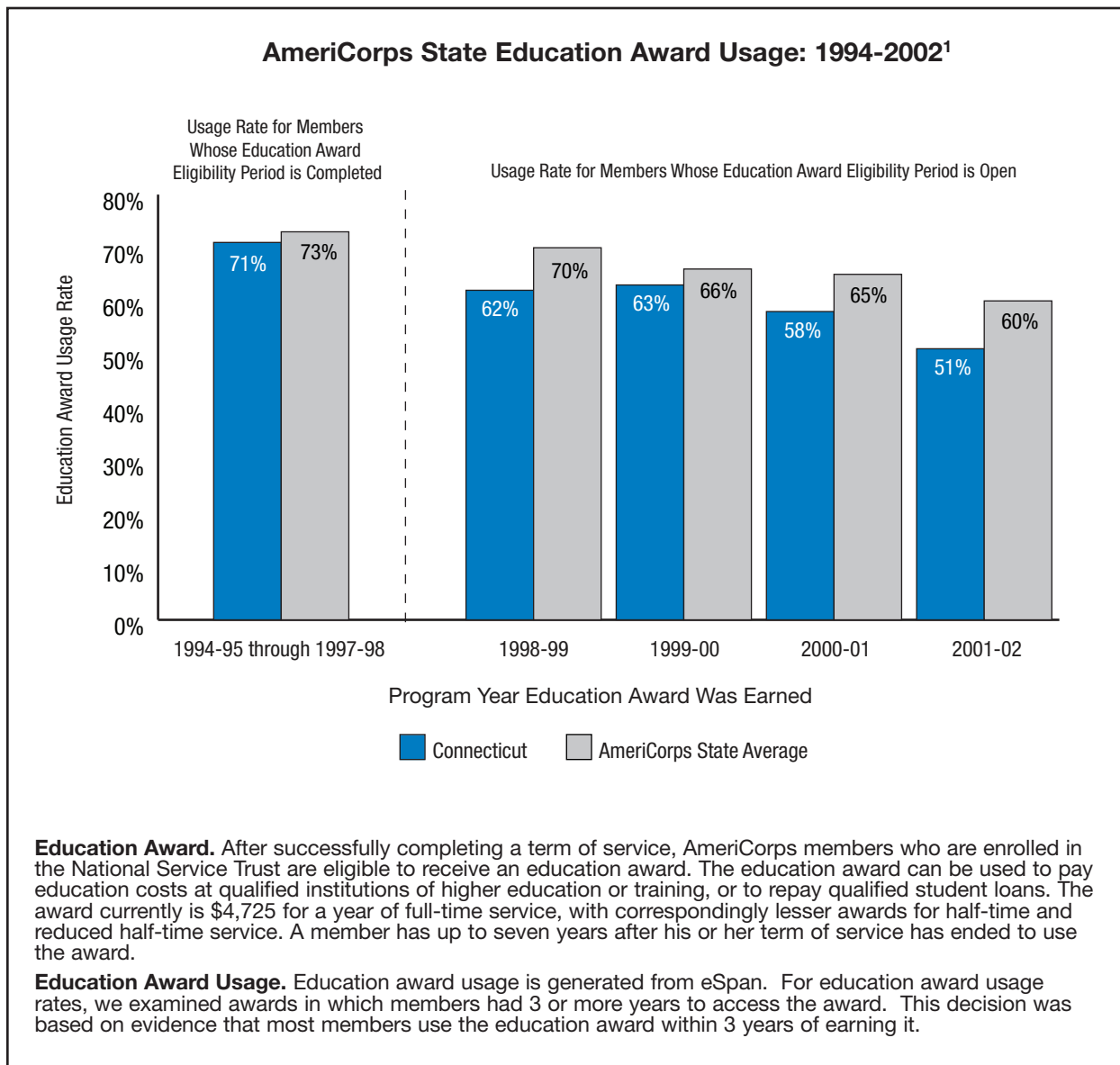




Data Source: Grantsbase and eGrants, as of September 30, 2005.



Data Source: Grantsbase and eGrants, as of September 30, 2005.



Data Source: eSPAN, as of September 14, 2005.

<sup>1</sup> For education award usage rates, we examined awards in which members have had three or more years to access the award. This decision was based on evidence that most members use the education award within three years of earning it.

For this report, we have identified members who served in 1994-1995 through 2001-2002 to examine usage rates for education awards.

**1994-1995 through 1997-1998:** Members who served in 1994-1995 through 1997-1998 have completed their seven-year education award eligibility period; because the eligibility period for using the education award is completed, we have aggregated the usage rate for these members.

**1998-1999 through 2001-2002:** Members who served in 1998-1999 through 2001-2002 have at least one year of eligibility left. As former members of these years access their education awards, these data will fluctuate as the awards remain active.

We will continue to track AmeriCorps member education award usage by year, adding an additional year in the “eligibility remaining” portion of the graph. Usage rates may differ from year to year as more earned education award money is withdrawn from members’ Trust accounts. As members end their seven-year period of eligibility they will be added to the “eligibility completed” group.



**Performance Highlights<sup>1</sup> for Delaware**

**2003-2004**

**ENVIRONMENT**

(2 subgrantees reporting)

58,048 people benefited from service-learning and community education activities organized or conducted by members.

The AmeriCorps State Parks Partners program received the 2003 Governor's Tourism Award, reflecting the program's ability to build capacity in environmental, recreational, educational, historical and cultural education and interpretation for the more than 4 million visitors to state parks annually.

**VOLUNTEER LEVERAGING**

(2 subgrantees reporting)

6,033 volunteers were trained, placed, and followed up as they engaged in a wide range of services including environmental education and stewardship, historical and cultural education and interpretation, public safety, disaster preparedness, and community watch activities.

256 volunteers were recruited to assist in addressing human needs issues.

**MEMBER DEVELOPMENT**

(2 subgrantees reporting)

75 members were trained in technical skills related to carrying out their assignments.

Nearly all fulltime members completed and earned Volunteer Management Certification through the Delaware Association of Volunteer Administration (DAVA), recognized by the public and private sectors throughout Delaware.

**2004-2005**

**ENVIRONMENT**

(2 subgrantees reporting)

87,647 people benefited from service-learning and community education activities organized or conducted by members. Members wrote environmental education curriculum for public school science classes. Members brought horseshoe crabs and other species to class upon completion of the coursework.

8 members were deployed to the Gulf Coast following Hurricane Katrina, serving in conjunction with the Red Cross.

8 members were deployed to the recovery effort following Hurricane Rita, serving in conjunction with the Red Cross.

**VOLUNTEER LEVERAGING**

(3 subgrantees reporting)

4,711 volunteers were trained, placed, and followed up as they engaged in a wide range of services, including environmental education and stewardship, historical and cultural education and interpretation, public safety, disaster preparedness, and community watch activities.

395 volunteers were recruited to assist in addressing human needs issues.

**MEMBER DEVELOPMENT**

(2 subgrantees reporting)

133 members were trained in technical skills related to carrying out their assignments.

Nearly all fulltime members completed and earned Volunteer Management Certification through the Delaware Association of Volunteer Administration (DAVA), recognized by the public and private sectors throughout Delaware.

Data Source: All data are aggregates of the data subgrantees report in the AmeriCorps Progress Reports. State Commissions review subgrantees' reports, and then submit approved information to AmeriCorps through the Grantee Progress Reports (GPR). AmeriCorps programs vary in their start and end dates, and not all programs operate during the same timeframe. During any given year the time period of activity reported is between October 1st through September 30th. Any program activity that may have occurred after September 30, 2005 is not captured in this report.

<sup>1</sup> For Delaware, all performance highlights are based on Formula and Competitive Award subgrantee self-report (total number of sub-grantees for Delaware in 2003-2004 was 2). For 2004-2005, all performance highlights are based on Formula and Competitive Award subgrantee self-report (total number of subgrantees for Delaware in 2004-2005 was 3).

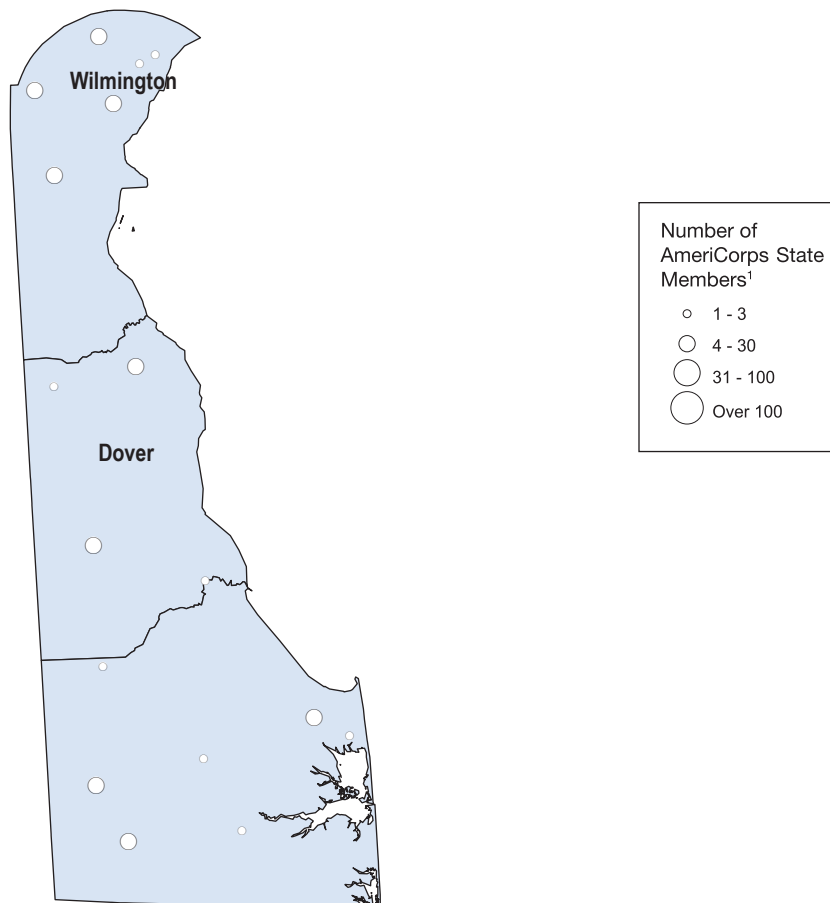


**Delaware at a Glance: 2003-04**

Number of members serving	71	Overall Funding	\$537,141
Fill Rate	95%	Formula Award	\$283,508
Completion Rate	78%	Competitive Award	\$253,633
Number of volunteers leveraged	4,511	Education Award Program Funding	\$0

Data Source: Member data are from eSPAN, as of September 30, 2005; volunteer data are from GPRs, as of January 2006. State financial information, such as awarded Corporation and matching funds, comes from budgets as found in Grantsbase and eGrants, as of September 30, 2005.

**AmeriCorps State Members Serving in Delaware Counties: 2003-04**



Data Source: Information on number of members and service locations was obtained through State Commission self-report.

1 Symbol placement is determined by the zip codes where members serve.

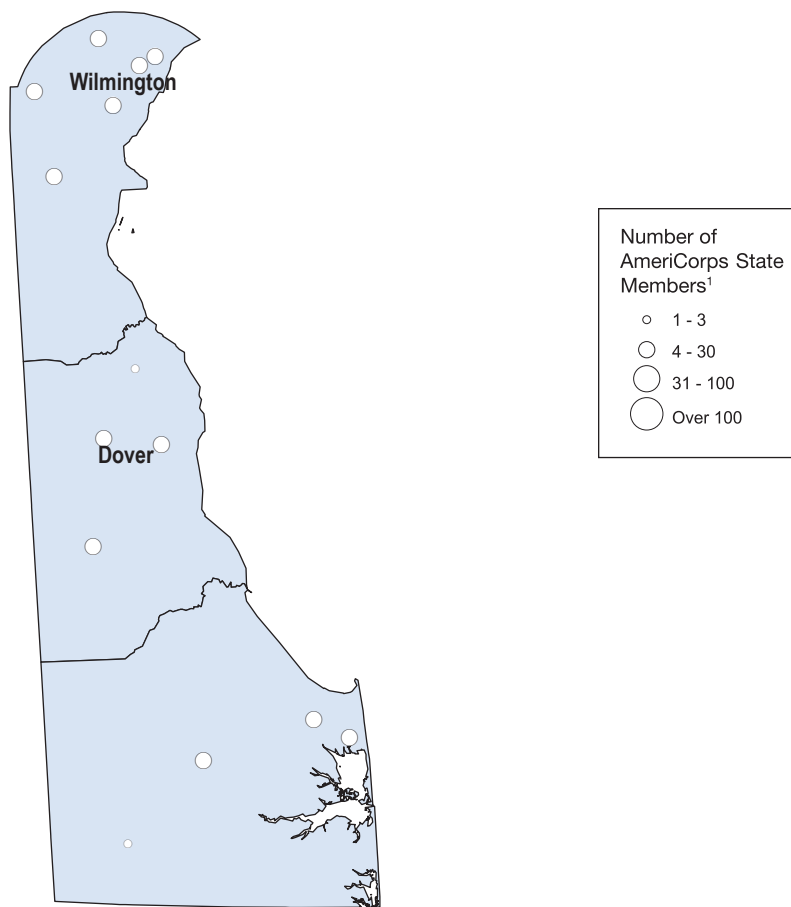


**Delaware at a Glance: 2004-05**

Number of members serving	131	Overall Funding	\$770,943
Fill Rate	99%	Formula Award	\$465,143
Completion Rate	92%	Competitive Award	\$305,800
Number of volunteers leveraged	3,726	Education Award Program Funding	\$0

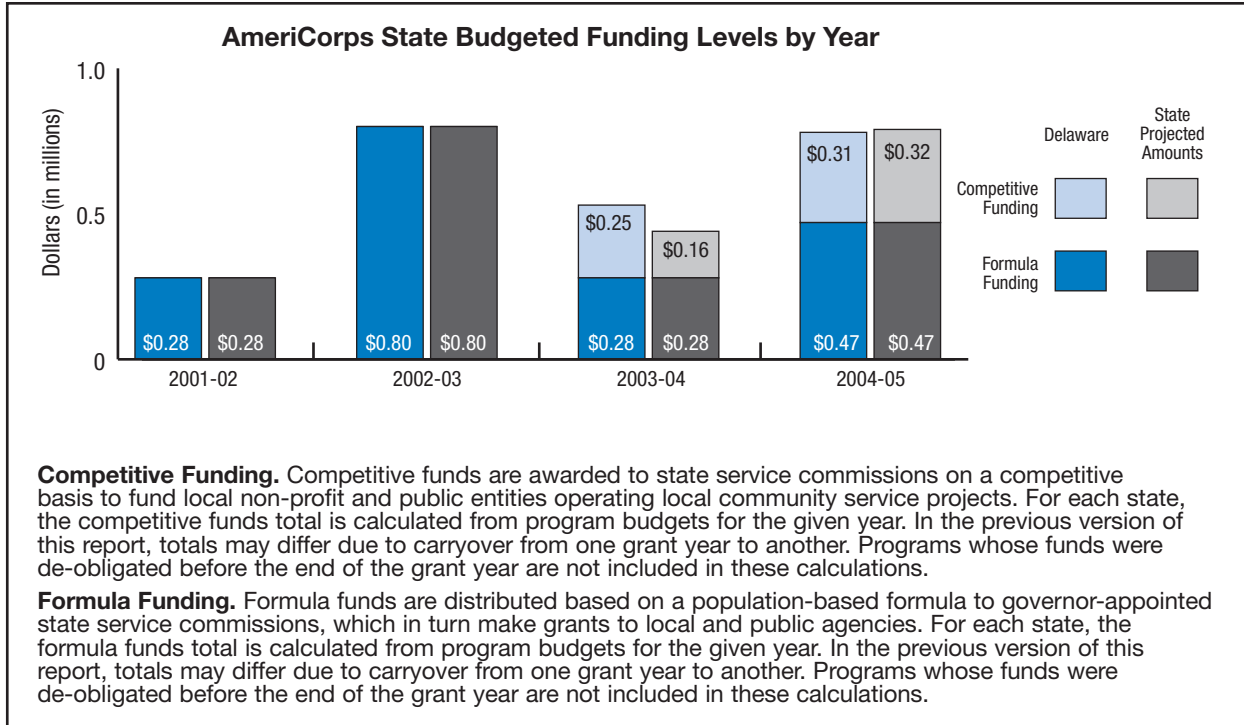
Data Source: Member data are from eSPAN, as of September 30, 2005; volunteer data are from GPRs, as of January 2006. State financial information, such as awarded Corporation and matching funds, comes from budgets as found in Grantsbase and eGrants, as of September 30, 2005.

**AmeriCorps State Members Serving in Delaware Counties: 2004-05**

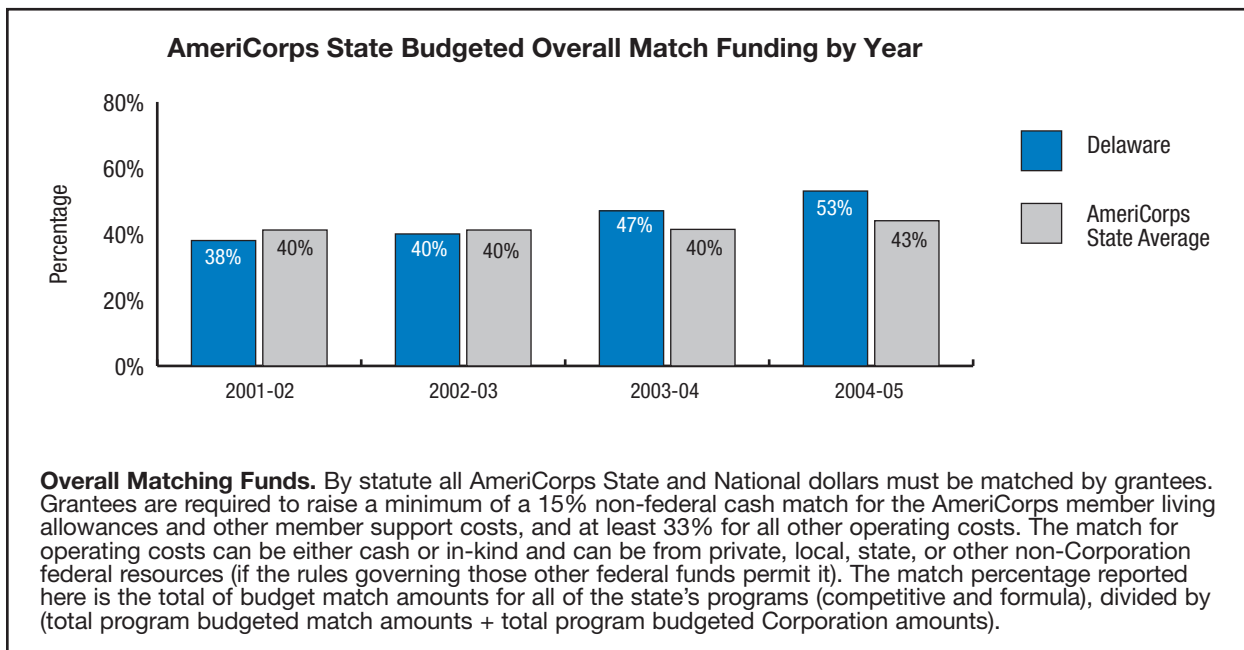


Data Source: Information on number of members and service locations was obtained through State Commission self-report.

1 Symbol placement is determined by the zip codes where members serve.



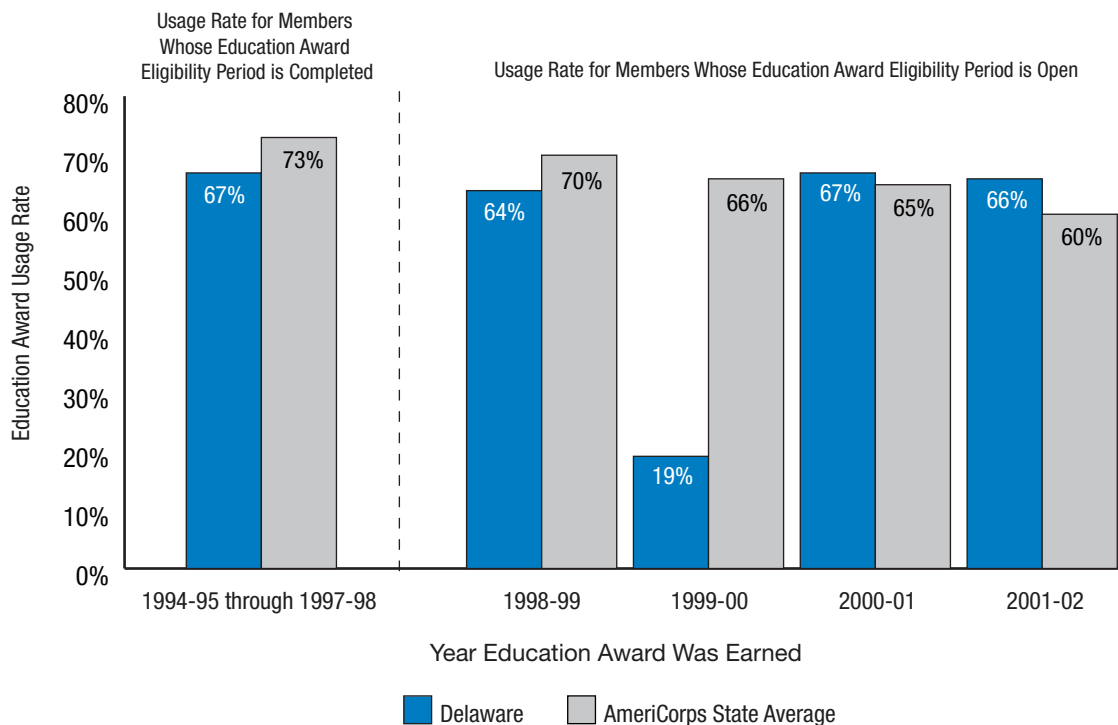
Data Source: Grantsbase and eGrants, as of September 30, 2005.



Data Source: Grantsbase and eGrants, as of September 30, 2005.



**AmeriCorps State Education Award Usage: 1994-2002<sup>1</sup>**



**Education Award.** After successfully completing a term of service, AmeriCorps members who are enrolled in the National Service Trust are eligible to receive an education award. The education award can be used to pay education costs at qualified institutions of higher education or training, or to repay qualified student loans. The award currently is \$4,725 for a year of full-time service, with correspondingly lesser awards for half-time and reduced half-time service. A member has up to seven years after his or her term of service has ended to use the award.

**Education Award Usage.** Education award usage is generated from eSpan. For education award usage rates, we examined awards in which members had 3 or more years to access the award. This decision was based on evidence that most members use the education award within 3 years of earning it.

Data Source: eSPAN, as of September 14, 2005.

<sup>1</sup> For education award usage rates, we examined awards in which members have had three or more years to access the award. This decision was based on evidence that most members use the education award within three years of earning it.

For this report, we have identified members who served in 1994-1995 through 2001-2002 to examine usage rates for education awards.

**1994-1995 through 1997-1998:** Members who served in 1994-1995 through 1997-1998 have completed their seven-year education award eligibility period; because the eligibility period for using the education award is completed, we have aggregated the usage rate for these members.

**1998-1999 through 2001-2002:** Members who served in 1998-1999 through 2001-2002 have at least one year of eligibility left. As former members of these years access their education awards, these data will fluctuate as the awards remain active.

We will continue to track AmeriCorps member education award usage by year, adding an additional year in the “eligibility remaining” portion of the graph. Usage rates may differ from year to year as more earned education award money is withdrawn from members’ Trust accounts. As members end their seven-year period of eligibility they will be added to the “eligibility completed” group.



**Performance Highlights<sup>1</sup> for District of Columbia**

**2003-2004**

**EDUCATION**

(1 subgrantee reporting)  
750 students in grades K-12 were taught by members.  
More than 600 students received instructional tutoring in after-school programs.

**ENVIRONMENT**

(1 subgrantee reporting)  
Over 20,000 tons of trash and large debris were removed from the Anacostia River.  
More than 1,000 trees and plants were planted within the Anacostia Watershed.

**COMMUNITY STRENGTHENING**

(2 subgrantees reporting)  
More than 160 community members were taught about ecologically friendly building and development techniques.

**VOLUNTEER LEVERAGING**

(2 subgrantees reporting)  
Over 200 volunteers were recruited to clean and restore vegetation on Kingman Island.  
Hundreds of volunteers were recruited to provide tutoring, mentoring, and/or ecological clean-up.

**MEMBER DEVELOPMENT**

(2 subgrantees reporting)  
140 members received 15 full-day training sessions in literacy instruction, classroom management, conflict resolution, first aid, and disaster preparedness.  
20 members participated in a week-long training toward effective community leadership.

**2004-2005**

**EDUCATION**

(4 subgrantees reporting)  
1,705 children in grades 1-12 received tutoring during and after school.  
600 students in grades K-12 received environmental instruction by members leading service-learning projects on behalf of the Anacostia River.

**COMMUNITY STRENGTHENING**

(4 subgrantees reporting)  
6,080 people benefited from community events and fairs focusing on health or other human needs issues.

**VOLUNTEER LEVERAGING**

(4 subgrantees reporting)  
Thousands of volunteers were recruited to assist with a wide range of tutoring and other educational services.  
Over 400 volunteers were recruited to perform service projects.

**MEMBER DEVELOPMENT**

(4 subgrantees reporting)  
215 members were trained in life skills, such as organizational skills, problem solving, teamwork, and leadership.

Data Source: All data are aggregates of the data subgrantees report in the AmeriCorps Progress Reports. State Commissions review subgrantees' reports, and then submit approved information to AmeriCorps through the Grantee Progress Reports (GPR). AmeriCorps programs vary in their start and end dates, and not all programs operate during the same timeframe. During any given year the time period of activity reported is between October 1st through September 30th. Any program activity that may have occurred after September 30, 2005 is not captured in this report.

<sup>1</sup> For District of Columbia, all 2003-2004 performance highlights are based on Formula and Competitive Award subgrantee self-report (total number of subgrantees for District of Columbia in 2003-2004 was 2). For 2004-2005, all performance highlights are based on Formula and Competitive Award subgrantee self-report (total number of subgrantees for District of Columbia in 2004-2005 was 4).





**District of Columbia at a Glance: 2003-04**

Number of members serving	150	Overall Funding	\$1,157,558
Fill Rate	92%	Formula Award	\$250,000
Completion Rate	84%	Competitive Award	\$907,558
Number of volunteers leveraged	600	Education Award Program Funding	\$0

Data Source: Member data are from eSPAN, as of September 30, 2005; volunteer data are from GPRs, as of January 2006. State financial information, such as awarded Corporation and matching funds, comes from budgets as found in Grantsbase and eGrants, as of September 30, 2005.

**AmeriCorps State Members Serving in District of Columbia: 2003-04**



Data Source: Information on number of members and service locations was obtained through State Commission self-report.

1 Symbol placement is determined by the zip codes where members serve.

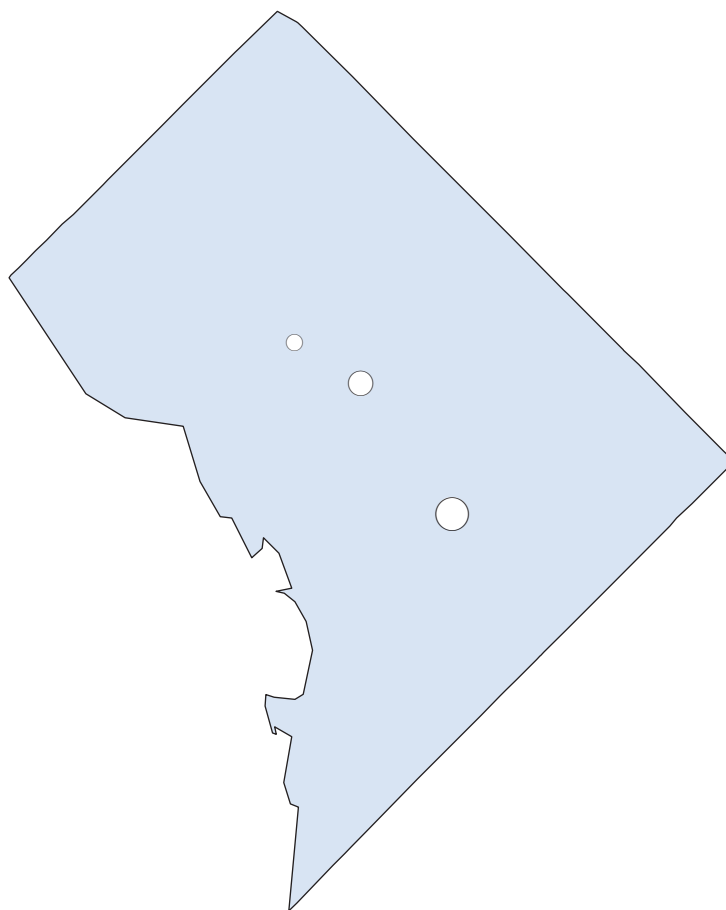


**District of Columbia at a Glance: 2004-05**

Number of members serving	207	Overall Funding	\$2,209,559
Fill Rate	83%	Formula Award	\$620,001
Completion Rate	65%	Competitive Award	\$1,589,558
Number of volunteers leveraged	3,017	Education Award Program Funding	\$0

Data Source: Member data are from eSPAN, as of September 30, 2005; volunteer data are from GPRs, as of January 2006. State financial information, such as awarded Corporation and matching funds, comes from budgets as found in Grantsbase and eGrants, as of September 30, 2005.

**AmeriCorps State Members Serving in District of Columbia: 2004-05**

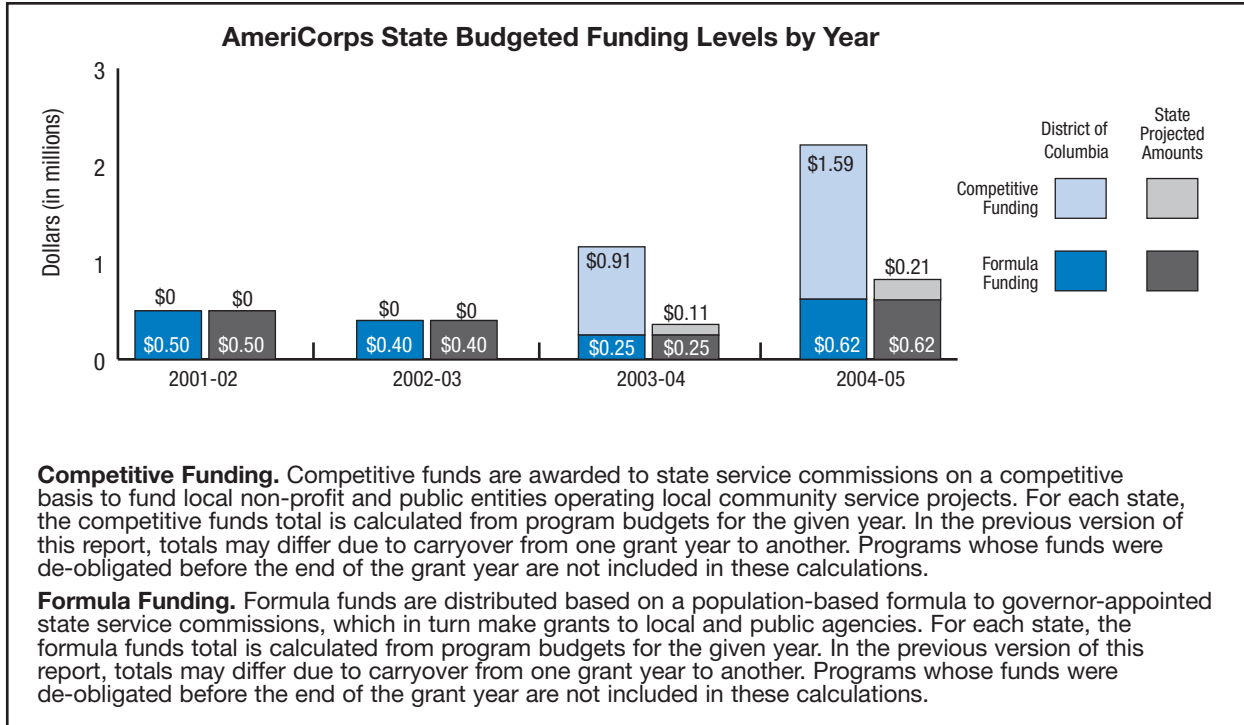


Number of AmeriCorps State Members<sup>1</sup>

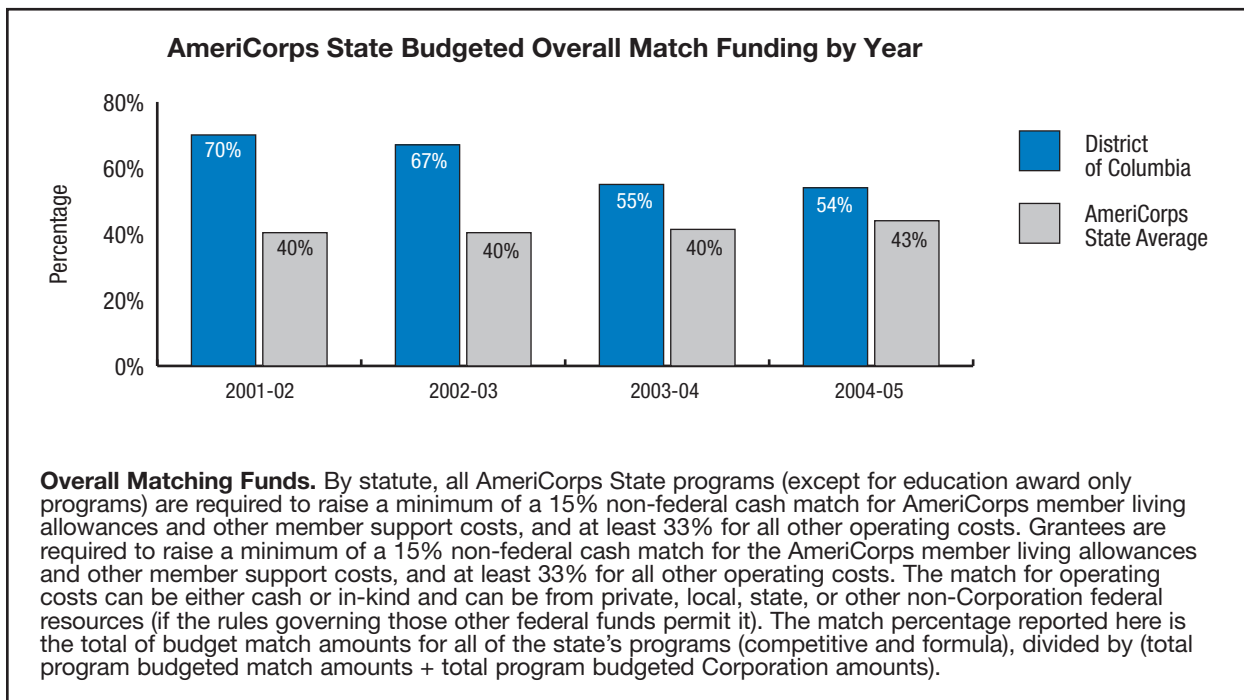
- 1 - 3
- 4 - 30
- 31 - 100
- Over 100

Data Source: Information on number of members and service locations was obtained through State Commission self-report.

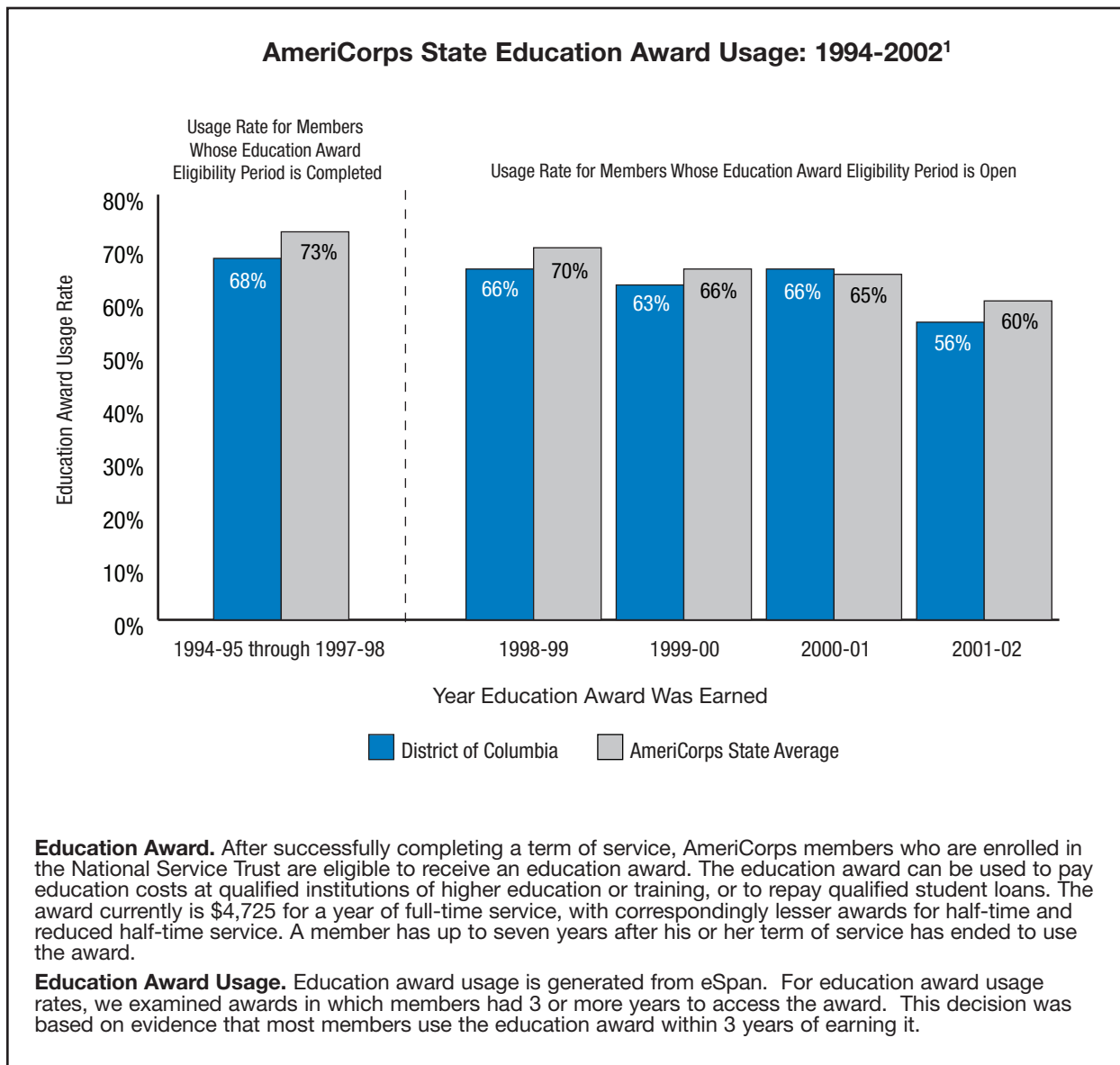
<sup>1</sup> Symbol placement is determined by the zip codes where members serve.



Data Source: Grantsbase and eGrants, as of September 30, 2005.



Data Source: Grantsbase and eGrants, as of September 30, 2005.



Data Source: eSPAN, as of September 14, 2005.

<sup>1</sup> For education award usage rates, we examined awards in which members have had three or more years to access the award. This decision was based on evidence that most members use the education award within three years of earning it.

For this report, we have identified members who served in 1994-1995 through 2001-2002 to examine usage rates for education awards.

**1994-1995 through 1997-1998:** Members who served in 1994-1995 through 1997-1998 have completed their seven-year education award eligibility period; because the eligibility period for using the education award is completed, we have aggregated the usage rate for these members.

**1998-1999 through 2001-2002:** Members who served in 1998-1999 through 2001-2002 have at least one year of eligibility left. As former members of these years access their education awards, these data will fluctuate as the awards remain active.

We will continue to track AmeriCorps member education award usage by year, adding an additional year in the "eligibility remaining" portion of the graph. Usage rates may differ from year to year as more earned education award money is withdrawn from members' Trust accounts. As members end their seven-year period of eligibility they will be added to the "eligibility completed" group.



**Performance Highlights<sup>1</sup> for Florida**

**2003-2004**

**EDUCATION**

(11 subgrantees reporting)  
 2,912 students in grades K-12 received tutoring.  
 800 students benefited from school and community-based after-school programs.

**ENVIRONMENT**

(1 subgrantee reporting)  
 85 miles of trail were cleared, 56 acres of land were planted with trees, and 7,326 acres of habitat were restored or conserved.  
 54 environmental education and interpretive activities were provided for 6,622 local residents.

**HUMAN NEEDS**

(6 subgrantees reporting)  
 576 frail seniors received respite or home maintenance services.  
 79 cars were repaired and given to Welfare to Work recipients.  
 105 persons with disabilities successfully reintegrated back into their communities.

**PUBLIC SAFETY**

(1 subgrantee reporting)  
 300 students at risk of criminal involvement or school failure were mentored.  
 1,084 hours of support were provided to police, responding to non-emergency public safety calls.

**COMMUNITY STRENGTHENING**

(20 subgrantees reporting)  
 More than 600 community service projects were conducted and staffed by members.

**VOLUNTEER LEVERAGING**

(20 subgrantees reporting)  
 4,437 volunteers were recruited for wide-ranging service day projects and community projects.

**MEMBER DEVELOPMENT**

(20 subgrantees reporting)  
 396 members were trained in CPR, diversity, conflict resolution, and inclusion.

**2004-2005**

**EDUCATION**

(8 subgrantees reporting)  
 4,751 students received tutoring in reading and literacy.

**ENVIRONMENT**

(1 subgrantee reporting)  
 338 miles of trail were cleared and 25,967 acres of public lands or habitat were restored or conserved.  
 1,382 students benefited from environmental education programs provided by members.

**HUMAN NEEDS**

(13 subgrantees reporting)  
 380 families or caregivers caring for frail seniors received respite or home maintenance services.  
 68 cars were repaired and given to Welfare to Work recipients.  
 232 housing units for low-income families or seniors were constructed or repaired.  
 150 individuals with disabilities were provided employment support.

**PUBLIC SAFETY**

(1 subgrantee reporting)  
 150 community residents were trained in homeland security safety measures.  
 Members completed 460 community safety patrols, providing 1,787 hours of assistance to police.

**COMMUNITY STRENGTHENING**

(22 subgrantees reporting)  
 1,000 individuals were educated on aging sensitivity.  
 374 students were trained as peer tutors for 202 students.

**VOLUNTEER LEVERAGING**

(22 subgrantees reporting)  
 7,593 volunteers were recruited to serve the educational and human needs of community residents.

**MEMBER DEVELOPMENT**

(14 subgrantees reporting)  
 71 members were trained in citizenship and civic responsibility.  
 304 members received training and support in preparation for their post-AmeriCorps job search.

Data Source: All data are aggregates of the data subgrantees report in the AmeriCorps Progress Reports. State Commissions review subgrantees' reports, and then submit approved information to AmeriCorps through the Grantee Progress Reports (GPR). AmeriCorps programs vary in their start and end dates, and not all programs operate during the same timeframe. During any given year the time period of activity reported is between October 1st through September 30th. Any program activity that may have occurred after September 30, 2005 is not captured in this report.

<sup>1</sup> For Florida, all 2003-2004 performance highlights are based on Formula and Competitive Award subgrantee self-report (total number of subgrantees for Florida in 2003-2004 was 20). For 2004-2005, all performance highlights are based on Formula and Competitive Award subgrantee self-report (total number of subgrantees for Florida in 2004-2005 was 24).

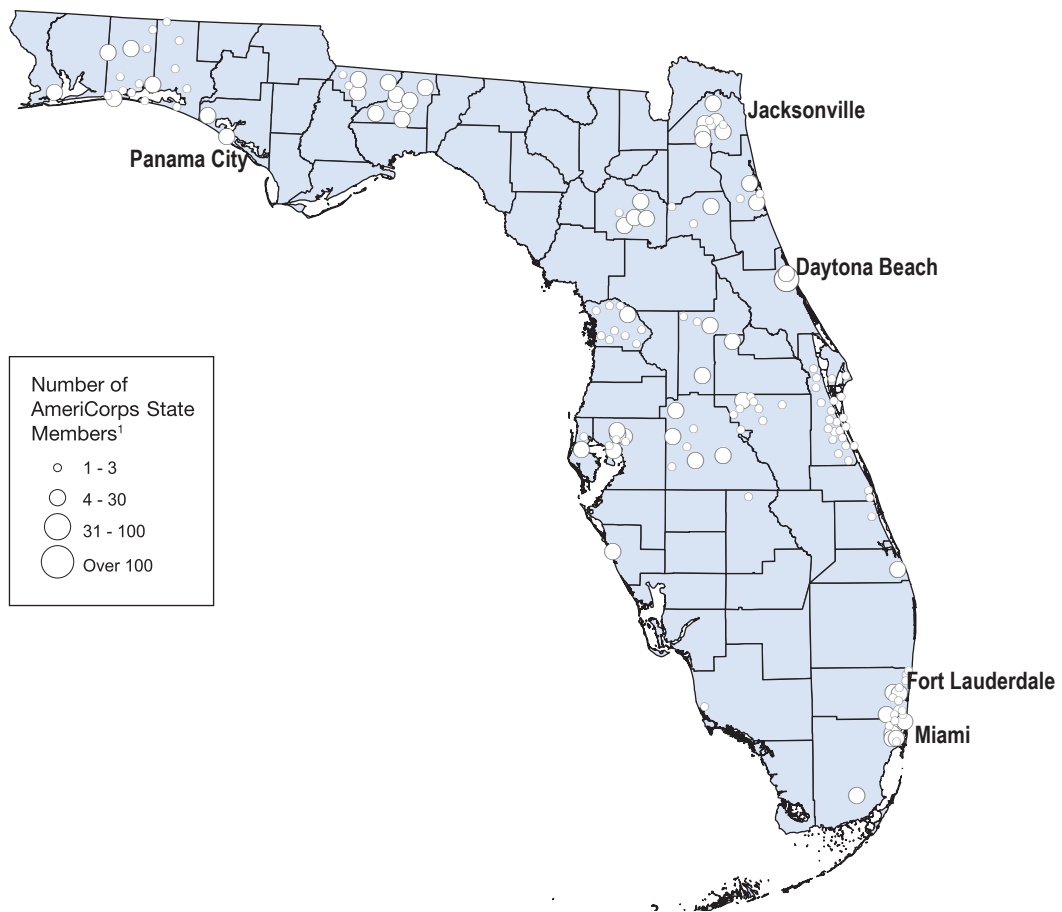


**Florida at a Glance: 2003-04**

Number of members serving	388	Overall Funding	\$3,593,501
Fill Rate	96%	Formula Award	\$3,001,546
Completion Rate	72%	Competitive Award	\$591,955
Number of volunteers leveraged	4,437	Education Award Program Funding	\$0

Data Source: Member data are from eSPAN, as of September 30, 2005; volunteer data are from GPRs, as of January 2006. State financial information, such as awarded Corporation and matching funds, comes from budgets as found in Grantsbase and eGrants, as of September 30, 2005.

**AmeriCorps State Members Serving in Florida Counties: 2003-04**



Data Source: Information on number of members and service locations was obtained through State Commission self-report.

1 Symbol placement is determined by the zip codes where members serve.

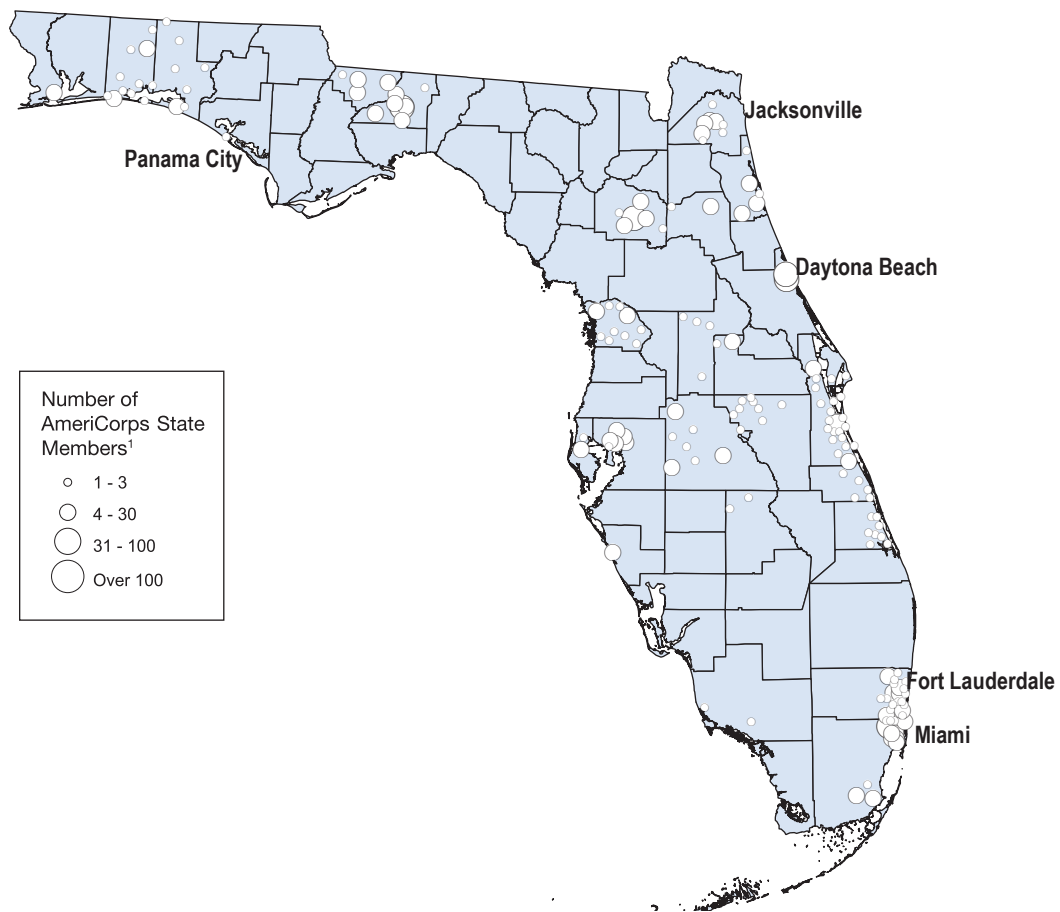


**Florida at a Glance: 2004-05**

Number of members serving	918	Overall Funding	\$8,022,687
Fill Rate	92%	Formula Award	\$5,431,784
Completion Rate	59%	Competitive Award	\$2,590,903
Number of volunteers leveraged	10,115	Education Award Program Funding	\$0

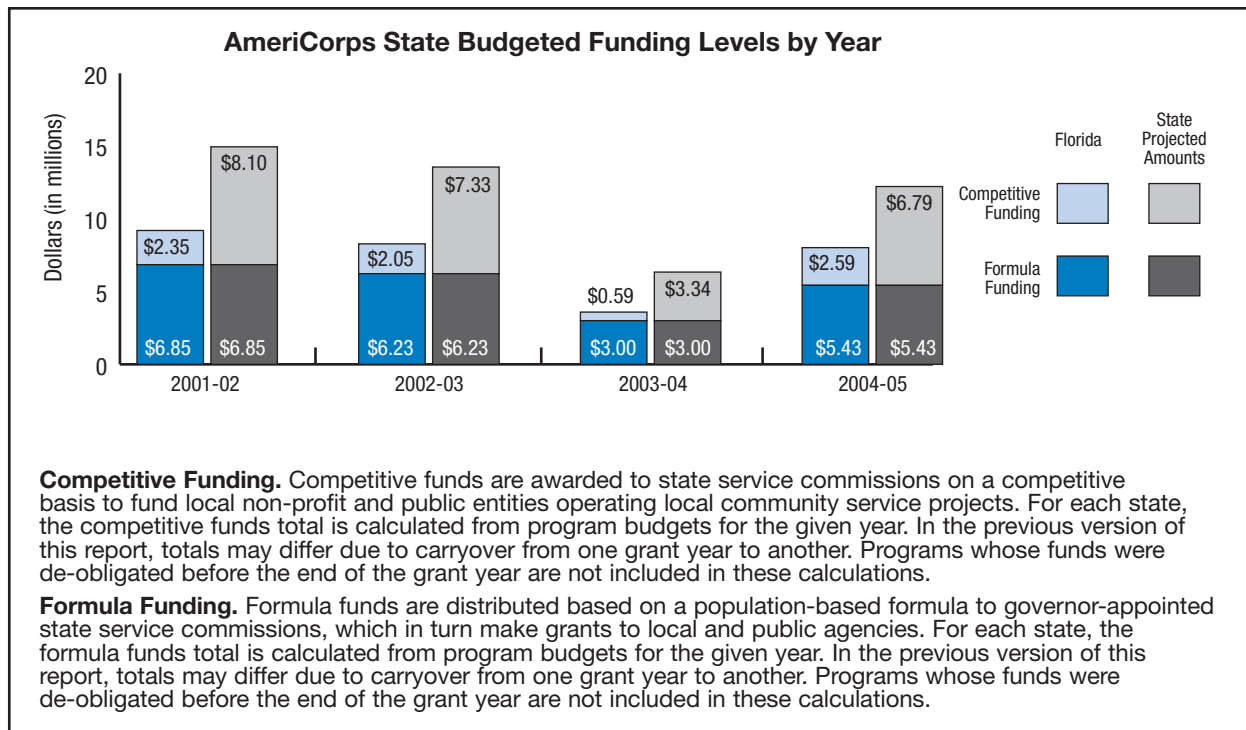
Data Source: Member data are from eSPAN, as of September 30, 2005; volunteer data are from GPRs, as of January 2006. State financial information, such as awarded Corporation and matching funds, comes from budgets as found in Grantsbase and eGrants, as of September 30, 2005.

**AmeriCorps State Members Serving in Florida Counties: 2004-05**

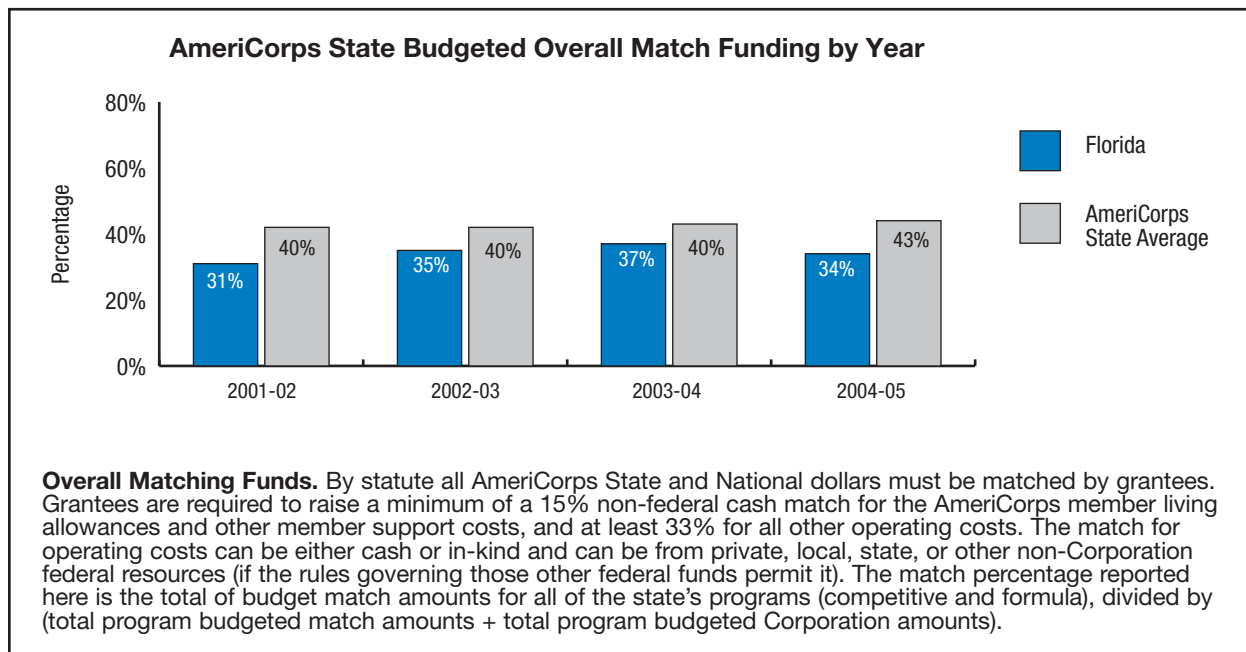


Data Source: Information on number of members and service locations was obtained through State Commission self-report.

1 Symbol placement is determined by the zip codes where members serve.



Data Source: Grantsbase and eGrants, as of September 30, 2005.

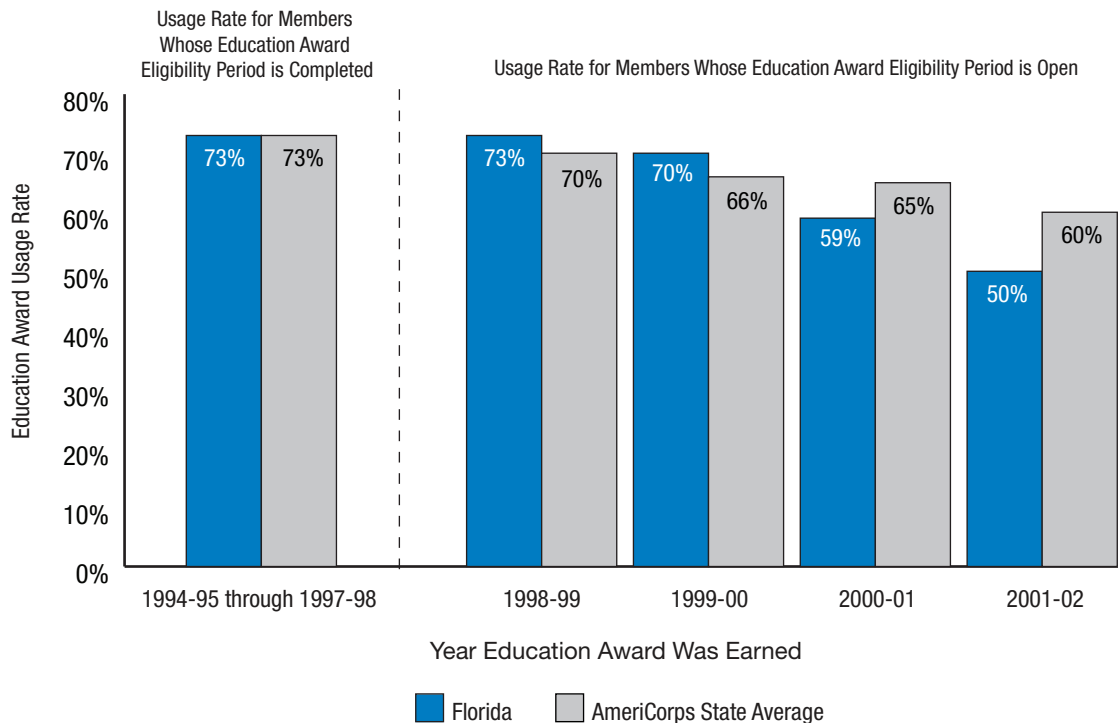


Data Source: Grantsbase and eGrants, as of September 30, 2005.





**AmeriCorps State Education Award Usage: 1994-2002<sup>1</sup>**



**Education Award.** After successfully completing a term of service, AmeriCorps members who are enrolled in the National Service Trust are eligible to receive an education award. The education award can be used to pay education costs at qualified institutions of higher education or training, or to repay qualified student loans. The award currently is \$4,725 for a year of full-time service, with correspondingly lesser awards for half-time and reduced half-time service. A member has up to seven years after his or her term of service has ended to use the award.

**Education Award Usage.** Education award usage is generated from eSpan. For education award usage rates, we examined awards in which members had 3 or more years to access the award. This decision was based on evidence that most members use the education award within 3 years of earning it.

Data Source: eSPAN, as of September 14, 2005.

<sup>1</sup> For education award usage rates, we examined awards in which members have had three or more years to access the award. This decision was based on evidence that most members use the education award within three years of earning it.

For this report, we have identified members who served in 1994-1995 through 2001-2002 to examine usage rates for education awards.

**1994-1995 through 1997-1998:** Members who served in 1994-1995 through 1997-1998 have completed their seven-year education award eligibility period; because the eligibility period for using the education award is completed, we have aggregated the usage rate for these members.

**1998-1999 through 2001-2002:** Members who served in 1998-1999 through 2001-2002 have at least one year of eligibility left. As former members of these years access their education awards, these data will fluctuate as the awards remain active.

We will continue to track AmeriCorps member education award usage by year, adding an additional year in the “eligibility remaining” portion of the graph. Usage rates may differ from year to year as more earned education award money is withdrawn from members’ Trust accounts. As members end their seven-year period of eligibility they will be added to the “eligibility completed” group.



**Performance Highlights<sup>1</sup> for Georgia**

**2003-2004**

**EDUCATION**

(5 subgrantees reporting)  
 1,112 students in grades 1-12 received tutoring.  
 223 students participated in service-learning and community education activities.  
 576 individuals received instruction in GED or basic skills development.

**ENVIRONMENT**

(1 subgrantee reporting)  
 25,000 individuals benefited from sampling and monitoring of water quality and natural resources.  
 450 environmental lessons were taught by members, reaching 2,200 students.

**HUMAN NEEDS**

(2 subgrantees reporting)  
 130 individuals benefited from the construction of 28 housing units for low-income, elderly or disabled individuals.  
 479 individuals received access to health care screening, diagnosis, and follow-up services.  
 479 individuals received independent living assistance.

**PUBLIC SAFETY**

(1 subgrantee reporting)  
 603 individuals benefited from 49 neighborhood watch or violence prevention patrol groups.  
 350 individuals participated in after-school sports and violence avoidance activities.

**COMMUNITY STRENGTHENING**

(9 subgrantees reporting)  
 5,785 individuals received information regarding community services.  
 15 homeless individuals received clothing and food.

**VOLUNTEER LEVERAGING**

(9 subgrantees reporting)  
 1,131 volunteers were recruited to assist in addressing human needs issues.

**MEMBER DEVELOPMENT**

(8 subgrantees reporting)  
 72 members were trained in citizenship and civic responsibility.  
 95 members received training or counseling in career development and job search skills.

**2004-2005**

**EDUCATION**

(8 subgrantees reporting)  
 5,370 students in grades 1-12 received tutoring.  
 875 students participated in after-school programs across 29 schools.  
 61 students participated in service-learning and community education activities.

**ENVIRONMENT**

(2 subgrantees reporting)  
 42 projects were conducted involving sampling, mapping and monitoring of natural resources.  
 1,631 environmental lessons were taught to 5,084 students.

**HUMAN NEEDS**

(4 subgrantees reporting)  
 453 individuals received independent living assistance.  
 70 housing units were constructed for 210 low-income residents.  
 93 individuals received access to health care screening, diagnosis, and follow-up services.

**PUBLIC SAFETY**

(1 subgrantee reporting)  
 400 individuals benefited from 6 neighborhood watch or violence prevention patrol groups.

**COMMUNITY STRENGTHENING**

(13 subgrantees reporting)  
 27,418 pounds of food and clothing were organized and packed for distribution.  
 7,387 individuals received information regarding community services.

**VOLUNTEER LEVERAGING**

(13 subgrantees reporting)  
 774 volunteers were recruited for tutoring and other programs.  
 614 volunteers were recruited to assist in addressing human needs issues.

**MEMBER DEVELOPMENT**

(10 subgrantees reporting)  
 137 members were trained in life skills, such as organizational skills, problem solving, teamwork, and leadership.  
 123 members received training or counseling in career development and job search skills.

Data Source: All data are aggregates of the data subgrantees report in the AmeriCorps Progress Reports. State Commissions review subgrantees' reports, and then submit approved information to AmeriCorps through the Grantee Progress Reports (GPR). AmeriCorps programs vary in their start and end dates, and not all programs operate during the same timeframe. During any given year the time period of activity reported is between October 1st through September 30th. Any program activity that may have occurred after September 30, 2005 is not captured in this report.

1 For Georgia, all 2003-2004 performance highlights are based on Formula and Competitive Award subgrantee self-report (total number of subgrantees for Georgia in 2003-2004 was 18). For 2004-2005, all performance highlights are based on Formula and Competitive Award subgrantee self-report (total number of subgrantees for Georgia in 2004-2005 was 18).

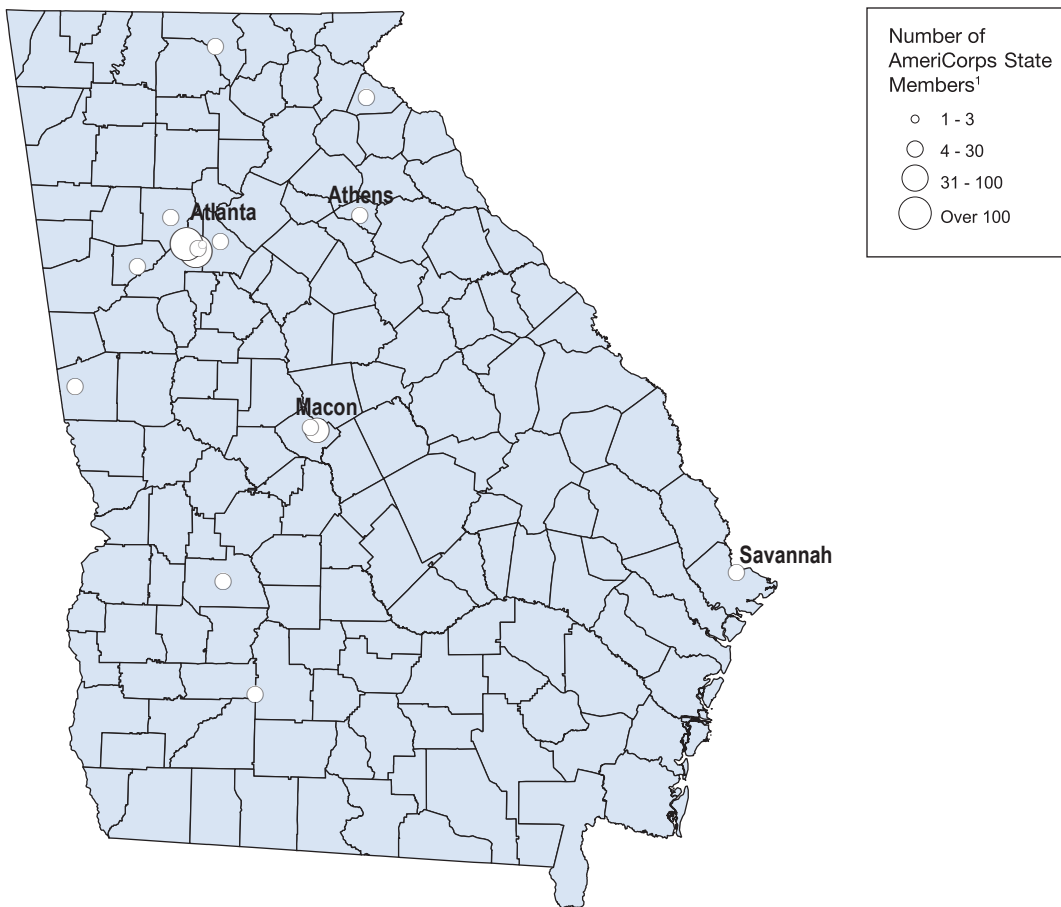


**Georgia at a Glance: 2003-04**

Number of members serving	513	Overall Funding	\$3,430,441
Fill Rate	94%	Formula Award	\$1,762,828
Completion Rate	88%	Competitive Award	\$1,575,613
Number of volunteers leveraged	13,753	Education Award Program Funding	\$92,000

Data Source: Member data are from eSPAN, as of September 30, 2005; volunteer data are from GPRs, as of January 2006. State financial information, such as awarded Corporation and matching funds, comes from budgets as found in Grantsbase and eGrants, as of September 30, 2005.

**AmeriCorps State Members Serving in Georgia Counties: 2003-04**



Data Source: Information on number of members and service locations was obtained through State Commission self-report.

<sup>1</sup> Symbol placement is determined by the zip codes where members serve.

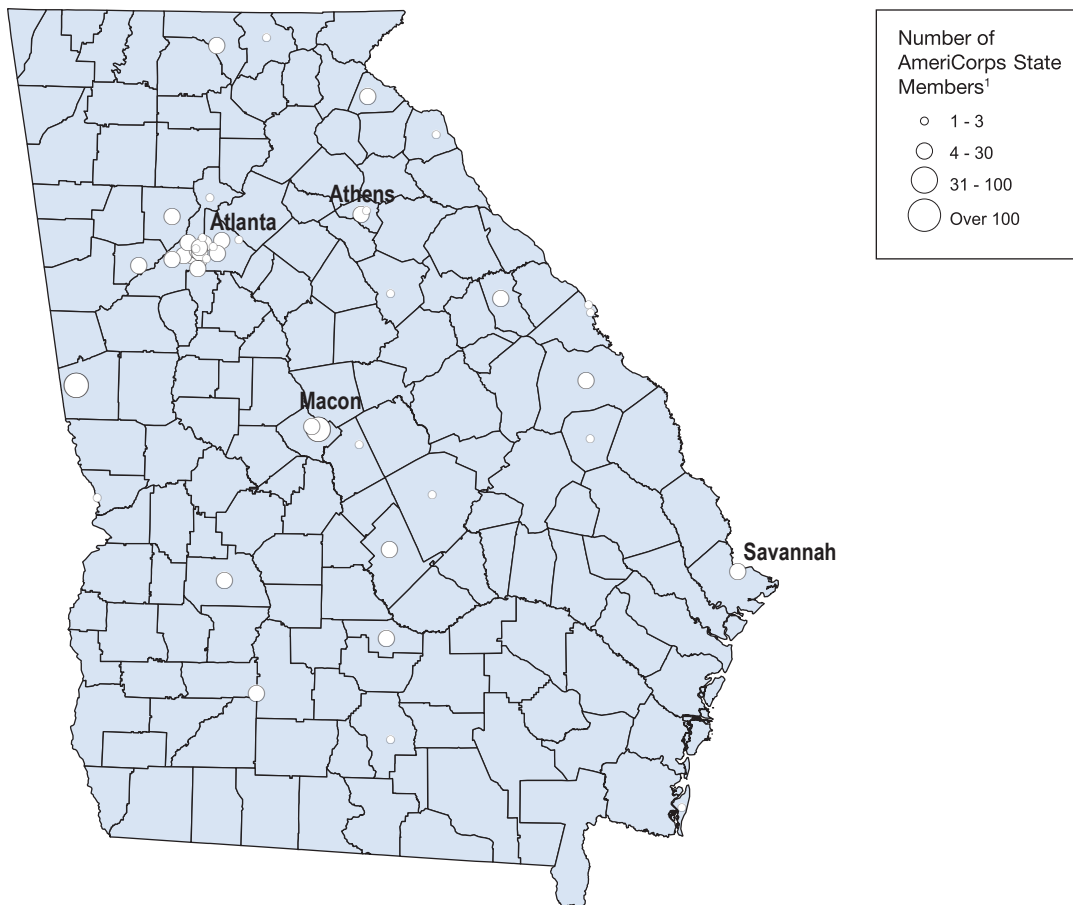


**Georgia at a Glance: 2004-05**

Number of members serving	430	Overall Funding	\$4,805,368
Fill Rate	86%	Formula Award	\$2,657,330
Completion Rate	67%	Competitive Award	\$2,142,238
Number of volunteers leveraged	43,204	Education Award Program Funding	\$5,800

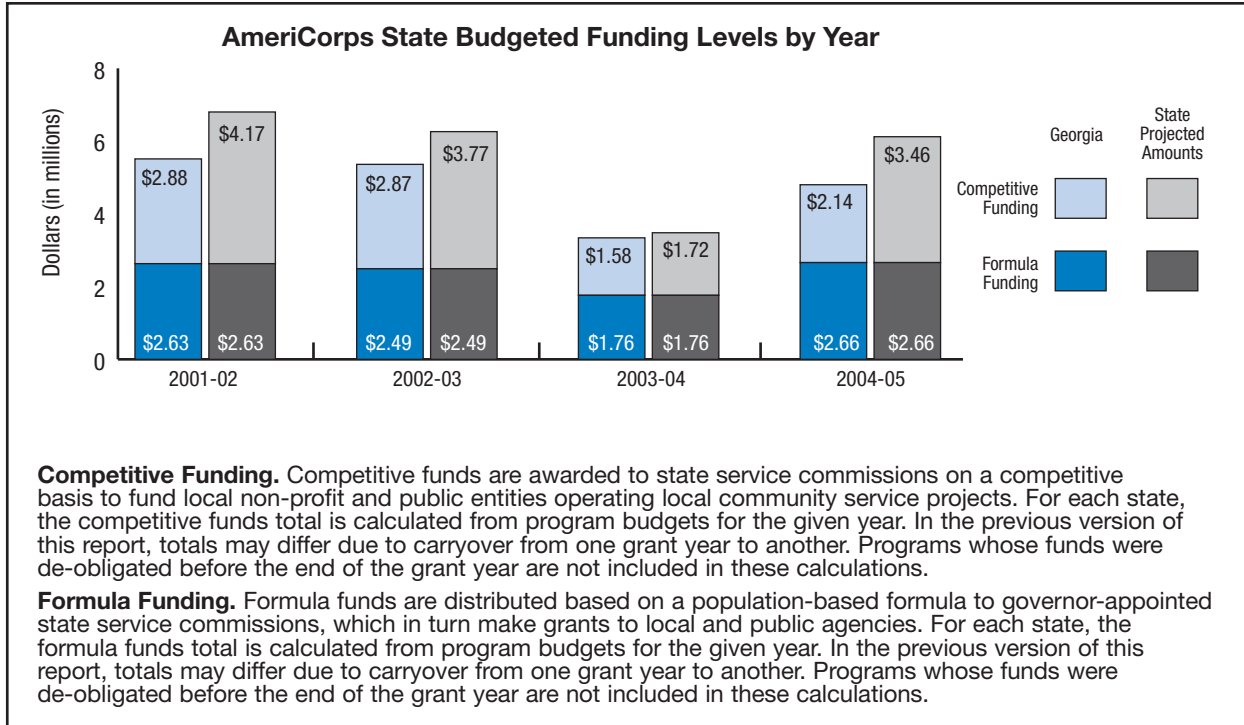
Data Source: Member data are from eSPAN, as of September 30, 2005; volunteer data are from GPRs, as of January 2006. State financial information, such as awarded Corporation and matching funds, comes from budgets as found in Grantsbase and eGrants, as of September 30, 2005.

**AmeriCorps State Members Serving in Georgia Counties: 2004-05**

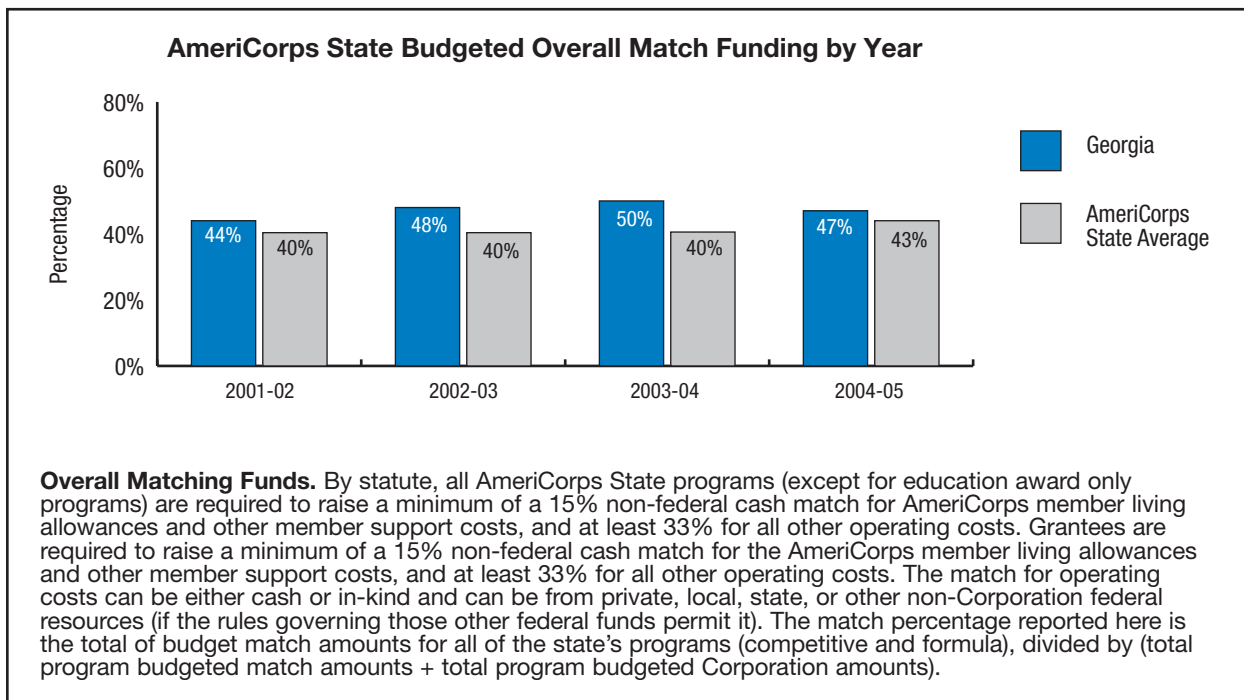


Data Source: Information on number of members and service locations was obtained through State Commission self-report.

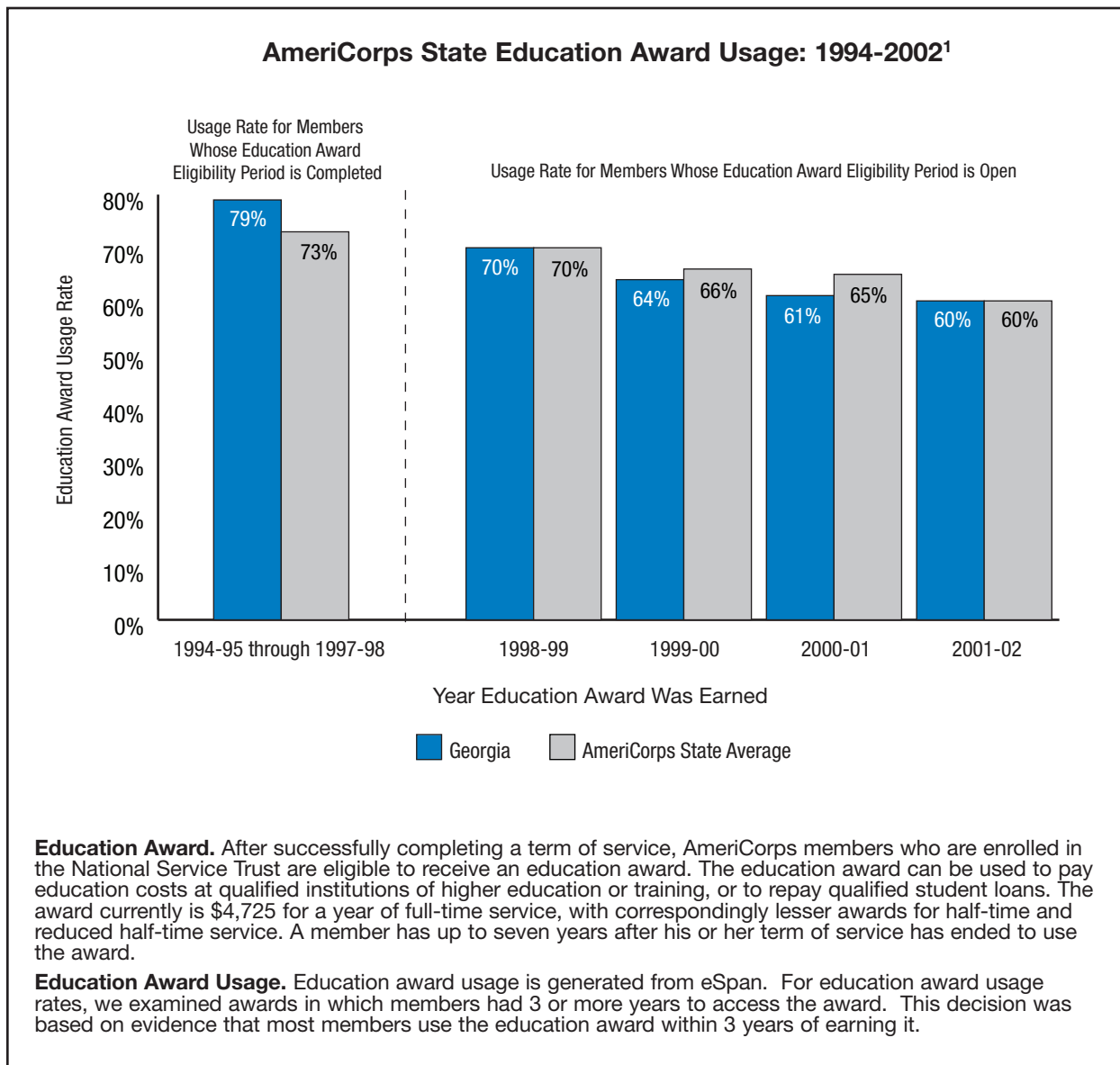
1 Symbol placement is determined by the zip codes where members serve.



Data Source: Grantsbase and eGrants, as of September 30, 2005.



Data Source: Grantsbase and eGrants, as of September 30, 2005.



Data Source: eSPAN, as of September 14, 2005.

<sup>1</sup> For education award usage rates, we examined awards in which members have had three or more years to access the award. This decision was based on evidence that most members use the education award within three years of earning it.

For this report, we have identified members who served in 1994-1995 through 2001-2002 to examine usage rates for education awards.

**1994-1995 through 1997-1998:** Members who served in 1994-1995 through 1997-1998 have completed their seven-year education award eligibility period; because the eligibility period for using the education award is completed, we have aggregated the usage rate for these members.

**1998-1999 through 2001-2002:** Members who served in 1998-1999 through 2001-2002 have at least one year of eligibility left. As former members of these years access their education awards, these data will fluctuate as the awards remain active.

We will continue to track AmeriCorps member education award usage by year, adding an additional year in the “eligibility remaining” portion of the graph. Usage rates may differ from year to year as more earned education award money is withdrawn from members’ Trust accounts. As members end their seven-year period of eligibility they will be added to the “eligibility completed” group.



**Performance Highlights<sup>1</sup> for Hawaii**

**2003-2004**

**EDUCATION**

(1 subgrantee reporting)  
170 individuals participated in service-learning and community education activities.

**ENVIRONMENT**

(2 subgrantees reporting)  
21,471 trees were planted throughout wild and park lands.  
5,321 acres of park and wild lands were eradicated of 555 plants and replaced with native trees and flora.

**HUMAN NEEDS**

(1 subgrantee reporting)  
67 individuals received information about risks, safety measures, or victimization prevention.  
53 students benefited from counseling concerning school success and achievement.

**PUBLIC SAFETY**

(1 subgrantee reporting)  
764 individuals benefited from counseling related to health and family matters.  
712 individuals received emergency assistance.

**VOLUNTEER LEVERAGING**

(3 subgrantees reporting)  
164 individuals volunteered at organized service days for the community.

**MEMBER DEVELOPMENT**

(2 subgrantees reporting)  
20 members were trained in CPR, first aid and emergency response.  
20 members were trained in technical skills related to carrying out their assignments.  
12 members received training in life skills such as organizational skills, problem solving, teamwork, leadership, and conflict resolution.

**2004-2005**

**EDUCATION**

(3 subgrantees reporting)  
2,573 low-income individuals received information developed by members regarding legal aid.

**ENVIRONMENT**

(2 subgrantees reporting)  
41 miles of trail were maintained or restored.  
1,803 trees were planted in wildlands or park lands.  
24,040 acres of wild or park lands were eliminated of environmental risks.

**HUMAN NEEDS**

(1 subgrantee reporting)  
329 people were provided case management for health appointments or follow-up scheduling.  
77 people were counseled regarding health and family matters.  
60 people's specific support needs were assessed or identified.

**COMMUNITY STRENGTHENING**

(3 subgrantees reporting)  
1,201 people benefited from community events, fairs, or benefits related to health or other human needs issues.  
2,344 people benefited from service-learning and community education activities organized or conducted by members.

**VOLUNTEER LEVERAGING**

(3 subgrantees reporting)  
86 volunteers were trained, placed, and followed up in providing a wide range of services.

**MEMBER DEVELOPMENT**

(2 subgrantees reporting)  
60 members were trained in technical skills related to carrying out their assignments.  
15 members were trained in CPR, first aid, and emergency response.  
15 members were trained in life skills, such as organizational skills, problem solving, teamwork, and leadership.

Data Source: All data are aggregates of the data subgrantees report in the AmeriCorps Progress Reports. State Commissions review subgrantees' reports, and then submit approved information to AmeriCorps through the Grantee Progress Reports (GPR). AmeriCorps programs vary in their start and end dates, and not all programs operate during the same timeframe. During any given year the time period of activity reported is between October 1st through September 30th. Any program activity that may have occurred after September 30, 2005 is not captured in this report.

<sup>1</sup> For Hawaii, all 2003-2004 performance highlights are based on Formula Award subgrantee self-report (total number of subgrantees for Hawaii in 2003-2004 was 5). For 2004-2005, all performance highlights are based on Formula and Competitive Award subgrantee self-report (total number of subgrantees for Hawaii in 2004-2005 was 8).



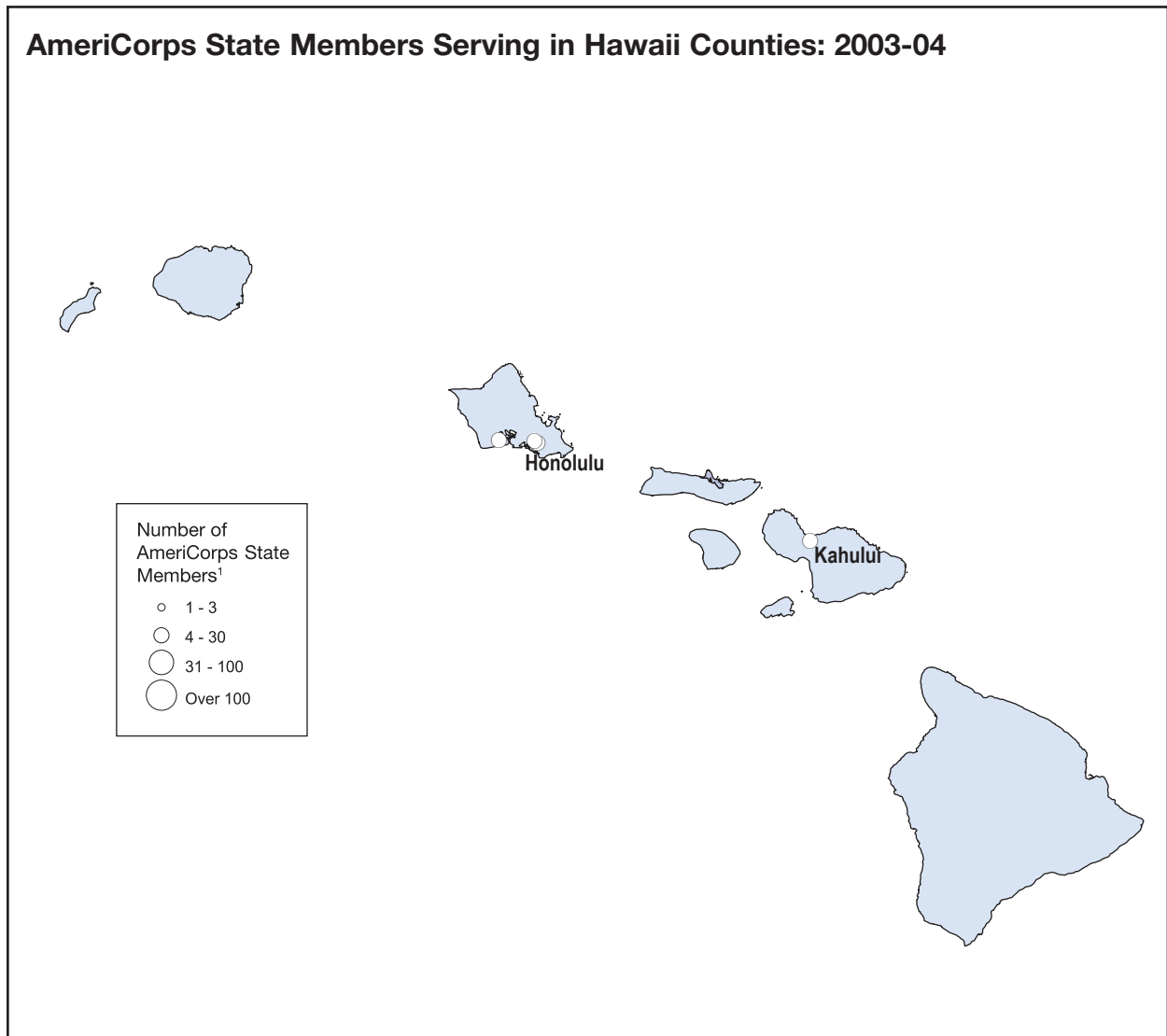


**Hawaii at a Glance: 2003-04**

Number of members serving	43	Overall Funding	\$426,184
Fill Rate	78%	Formula Award	\$426,184
Completion Rate	74%	Competitive Award	\$0
Number of volunteers leveraged	340	Education Award Program Funding	\$0

Data Source: Member data are from eSPAN, as of September 30, 2005; volunteer data are from GPRs, as of January 2006. State financial information, such as awarded Corporation and matching funds, comes from budgets as found in Grantsbase and eGrants, as of September 30, 2005.

**AmeriCorps State Members Serving in Hawaii Counties: 2003-04**



Data Source: Information on number of members and service locations was obtained through State Commission self-report.

<sup>1</sup> Symbol placement is determined by the zip codes where members serve.



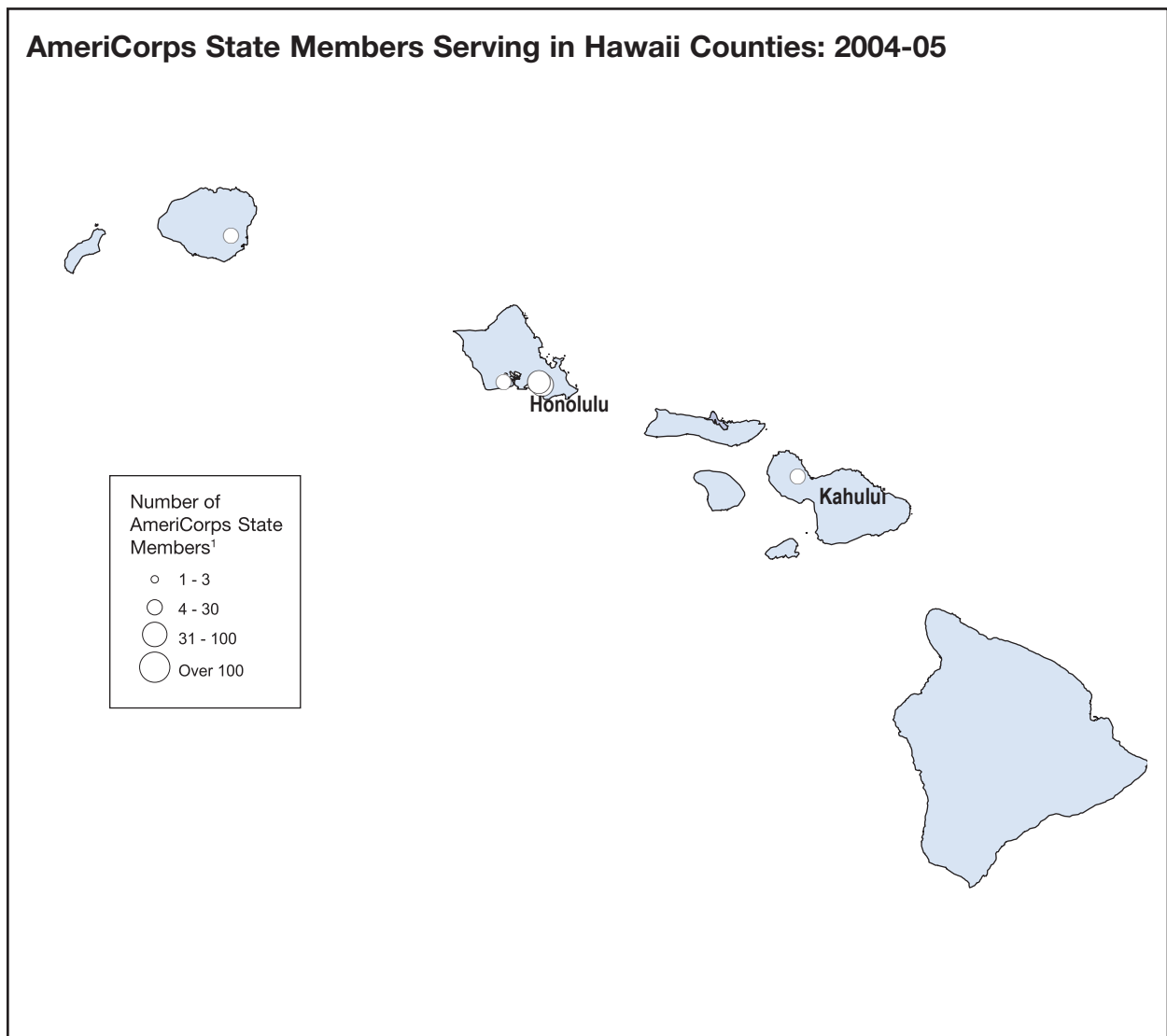


**Hawaii at a Glance: 2004-05**

Number of members serving	116	Overall Funding	\$898,211
Fill Rate	85%	Formula Award	\$582,662
Completion Rate	70%	Competitive Award	\$315,549
Number of volunteers leveraged	583	Education Award Program Funding	\$0

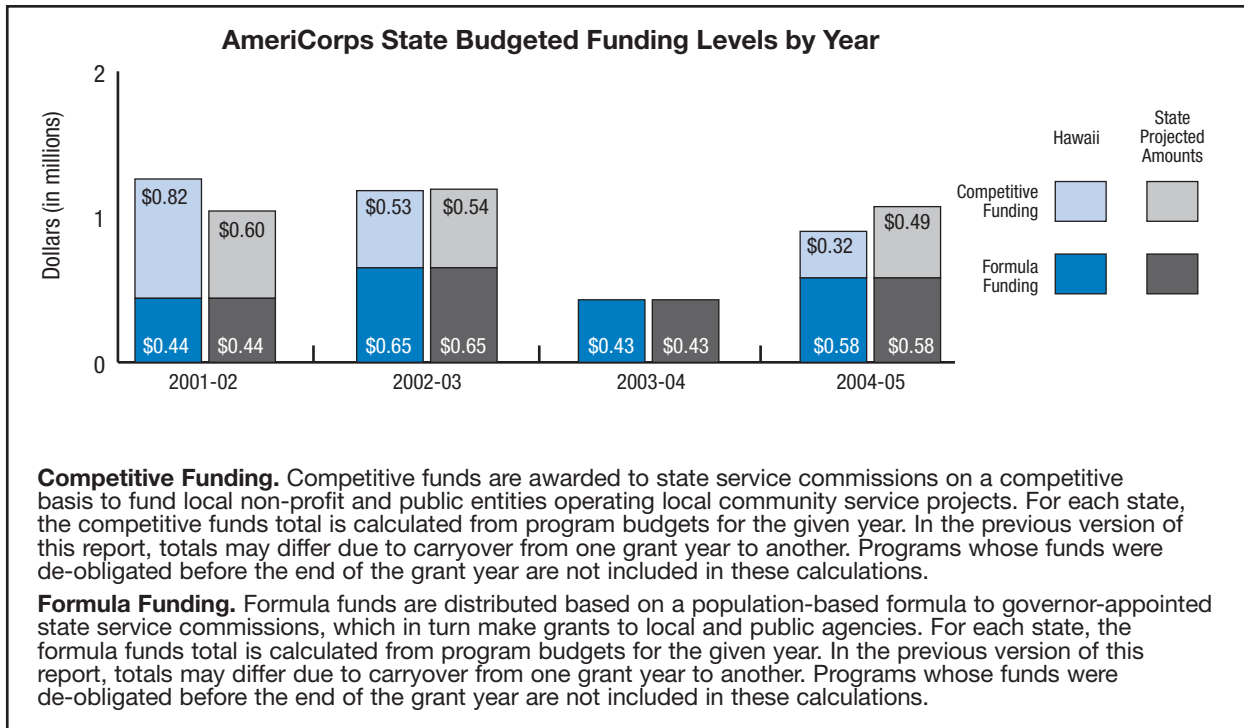
Data Source: Member data are from eSPAN, as of September 30, 2005; volunteer data are from GPRs, as of January 2006. State financial information, such as awarded Corporation and matching funds, comes from budgets as found in Grantsbase and eGrants, as of September 30, 2005.

**AmeriCorps State Members Serving in Hawaii Counties: 2004-05**

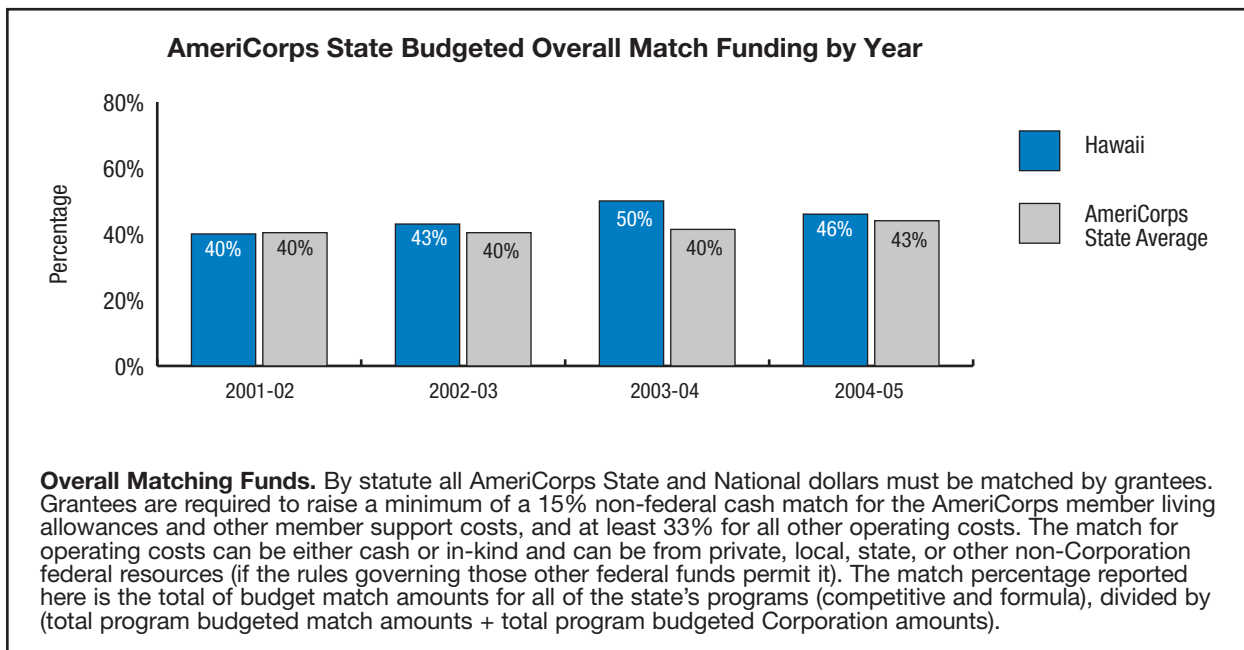


Data Source: Information on number of members and service locations was obtained through State Commission self-report.

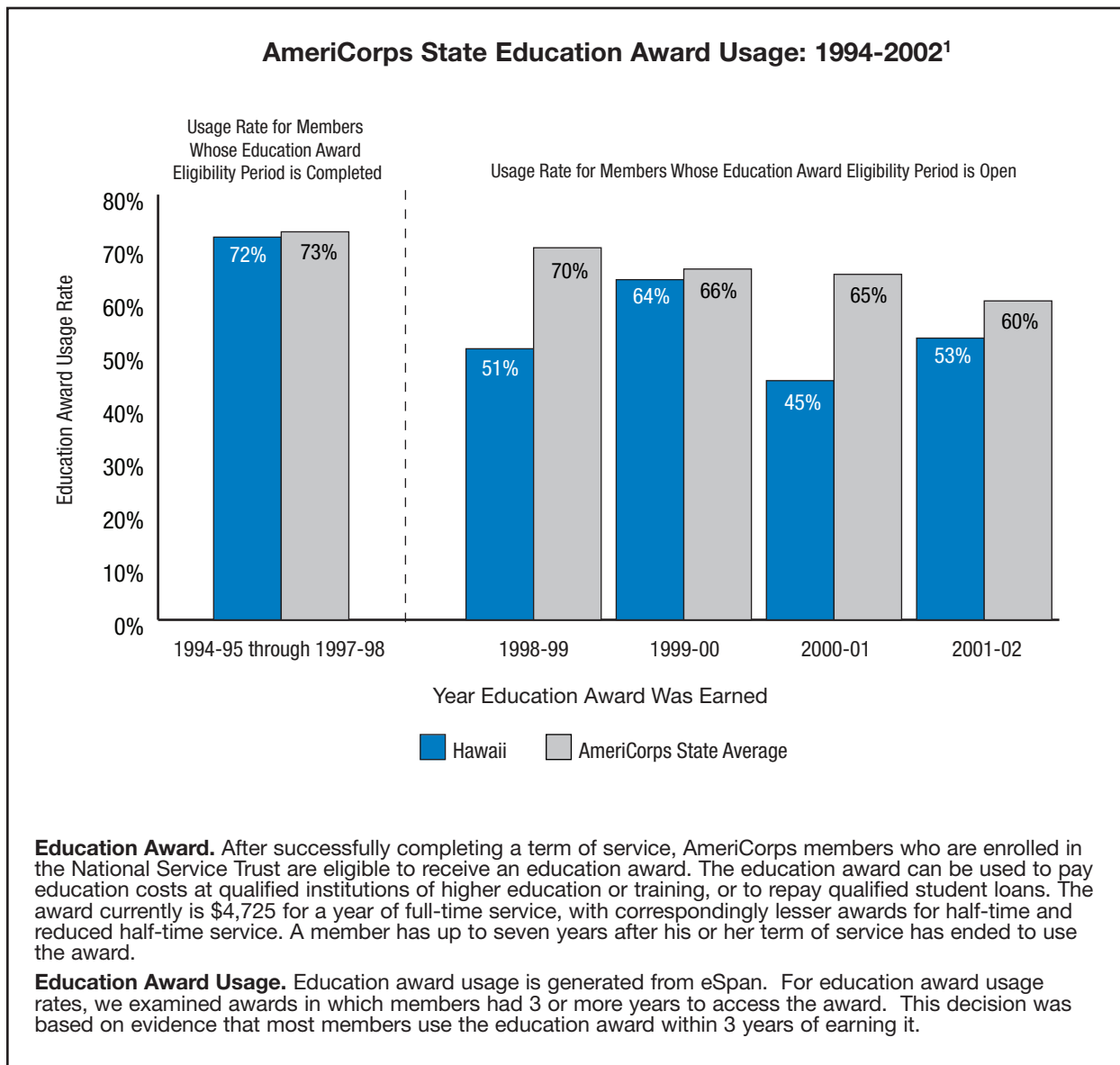
1 Symbol placement is determined by the zip codes where members serve.



Data Source: Grantsbase and eGrants, as of September 30, 2005.



Data Source: Grantsbase and eGrants, as of September 30, 2005.



Data Source: eSPAN, as of September 14, 2005.

<sup>1</sup> For education award usage rates, we examined awards in which members have had three or more years to access the award. This decision was based on evidence that most members use the education award within three years of earning it.

For this report, we have identified members who served in 1994-1995 through 2001-2002 to examine usage rates for education awards.

**1994-1995 through 1997-1998:** Members who served in 1994-1995 through 1997-1998 have completed their seven-year education award eligibility period; because the eligibility period for using the education award is completed, we have aggregated the usage rate for these members.

**1998-1999 through 2001-2002:** Members who served in 1998-1999 through 2001-2002 have at least one year of eligibility left. As former members of these years access their education awards, these data will fluctuate as the awards remain active.

We will continue to track AmeriCorps member education award usage by year, adding an additional year in the “eligibility remaining” portion of the graph. Usage rates may differ from year to year as more earned education award money is withdrawn from members’ Trust accounts. As members end their seven-year period of eligibility they will be added to the “eligibility completed” group.



## Performance Highlights<sup>1</sup> for Idaho

### 2003-2004

#### EDUCATION

(1 subgrantee reporting)

20,541 students in grades 1-12 received tutoring.

9,105 individuals received mentoring/counseling in school success or achievement.

#### HUMAN NEEDS

(2 subgrantees reporting)

8,610 people's specific support needs were identified.

7,670 youth and 940 adults planned and implemented 48 National Day of Service projects.

#### HOMELAND SECURITY

(2 subgrantees reporting)

201 individuals in need were provided emergency information.

1,800 childcare providers were given curriculum material about risks and prevention, developed by members, focused on children's safety and well-being.

#### COMMUNITY STRENGTHENING

(4 subgrantees reporting)

497 people received information regarding community services.

12,052 individuals worked to create interagency collaboration.

Five new partnerships with faith based or small, community-based organization were created.

#### VOLUNTEER LEVERAGING

(4 subgrantees reporting)

17,264 volunteers were recruited and trained to provide 63,841 hours of service in a wide range of areas including tutoring, mentoring, childcare, youth involvement and community service.

#### MEMBER DEVELOPMENT

(4 subgrantees reporting)

94 members received training in CPR, first aid and emergency response.

94 members received training in technical skills related to carrying out their assignments.

94 members received professional development training at the Serve Idaho Conference.

### 2004-2005

#### EDUCATION

(2 subgrantees reporting)

14,966 students in grades 1-12 received tutoring.

8,394 individuals received mentoring/counseling in school success or achievement.

#### HOMELAND SECURITY

(1 subgrantee reporting)

19 members developed or enhanced evacuation plans for community sites, including disaster plan packets distributed to childcare providers.

#### COMMUNITY STRENGTHENING

(3 subgrantees reporting)

323 students benefited from members organizing or conducting service-learning and community education activities.

51 presentations regarding service were given to faith-based and community-based organizations and businesses.

9,342 individuals benefited by members building interagency collaborations through creating interagency councils, holding meetings and collaborating on service events.

#### VOLUNTEER LEVERAGING

(3 subgrantees reporting)

14,285 volunteers were recruited and trained to provide services in a wide range of areas including tutoring, mentoring, childcare, youth involvement and community service.

#### MEMBER DEVELOPMENT

(3 subgrantees reporting)

77 members received training in CPR, first aid and emergency response.

77 members were trained in citizenship and civic responsibility.

19 members completed a training course in early childhood development.

114 members received professional development training at the Serve Idaho Conference.

Data Source: All data are aggregates of the data subgrantees report in the AmeriCorps Progress Reports. State Commissions review subgrantees' reports, and then submit approved information to AmeriCorps through the Grantee Progress Reports (GPR). AmeriCorps programs vary in their start and end dates, and not all programs operate during the same timeframe. During any given year the time period of activity reported is between October 1st through September 30th. Any program activity that may have occurred after September 30, 2005 is not captured in this report.

<sup>1</sup> For Idaho, all 2003-2004 performance highlights are based on Formula and Competitive Award subgrantee self-report (total number of subgrantees for Idaho in 2003-2004 was 4). For 2004-2005, all performance highlights are based on Formula and Competitive Award subgrantee self-report (total number of subgrantees for Idaho in 2004-2005 was 3).

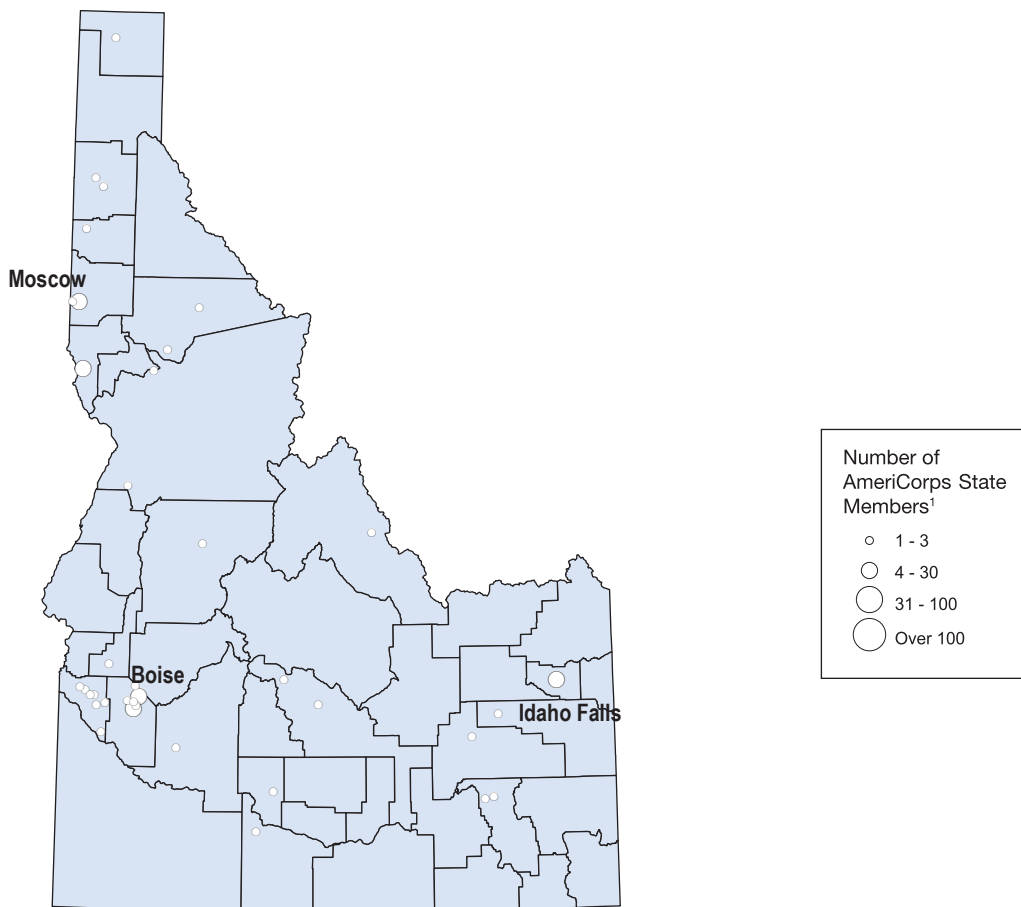


**Idaho at a Glance: 2003-04**

Number of members serving	94	Overall Funding	\$1,023,871
Fill Rate	97%	Formula Award	\$270,869
Completion Rate	88%	Competitive Award	\$753,002
Number of volunteers leveraged	15,379	Education Award Program Funding	\$0

Data Source: Member data are from eSPAN, as of September 30, 2005; volunteer data are from GPRs, as of January 2006. State financial information, such as awarded Corporation and matching funds, comes from budgets as found in Grantsbase and eGrants, as of September 30, 2005.

**AmeriCorps State Members Serving in Idaho Counties: 2003-04**



Data Source: Information on number of members and service locations was obtained through State Commission self-report.

1 Symbol placement is determined by the zip codes where members serve.

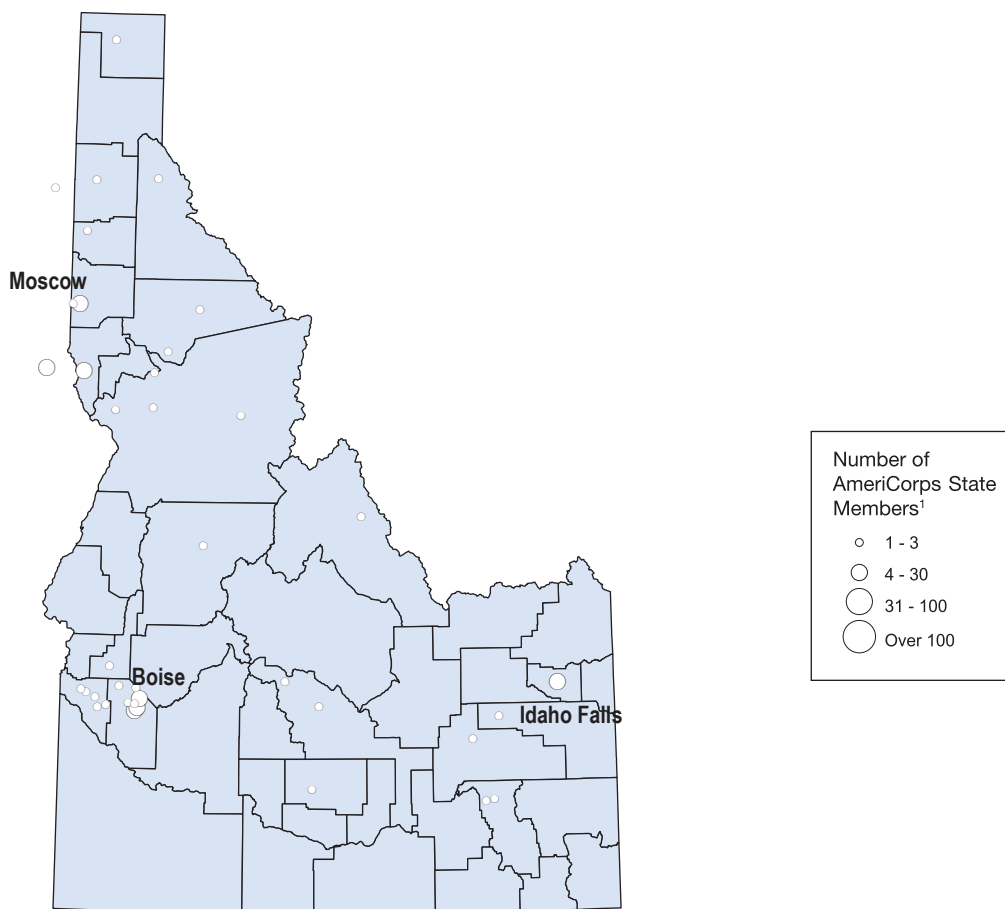


**Idaho at a Glance: 2004-05**

Number of members serving	114	Overall Funding	\$1,293,909
Fill Rate	85%	Formula Award	\$186,000
Completion Rate	85%	Competitive Award	\$1,107,909
Number of volunteers leveraged	14,285	Education Award Program Funding	\$0

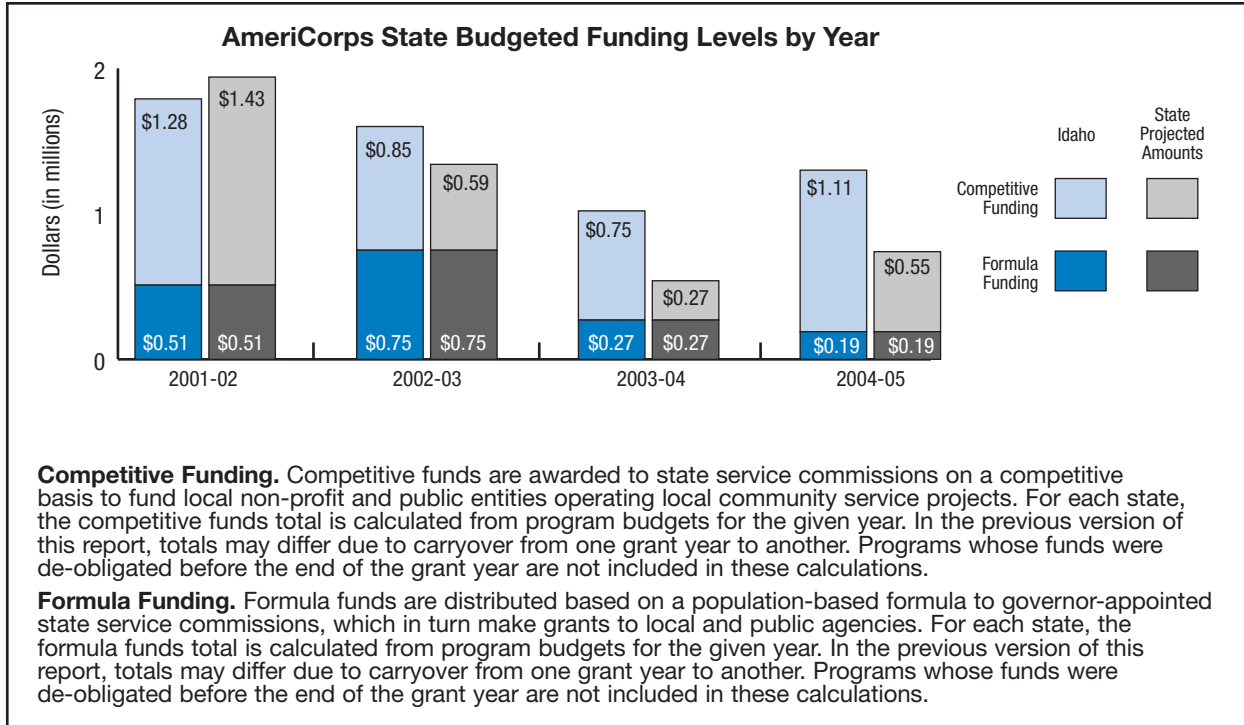
Data Source: Member data are from eSPAN, as of September 30, 2005; volunteer data are from GPRs, as of January 2006. State financial information, such as awarded Corporation and matching funds, comes from budgets as found in Grantsbase and eGrants, as of September 30, 2005.

**AmeriCorps State Members Serving in Idaho Counties: 2004-05**

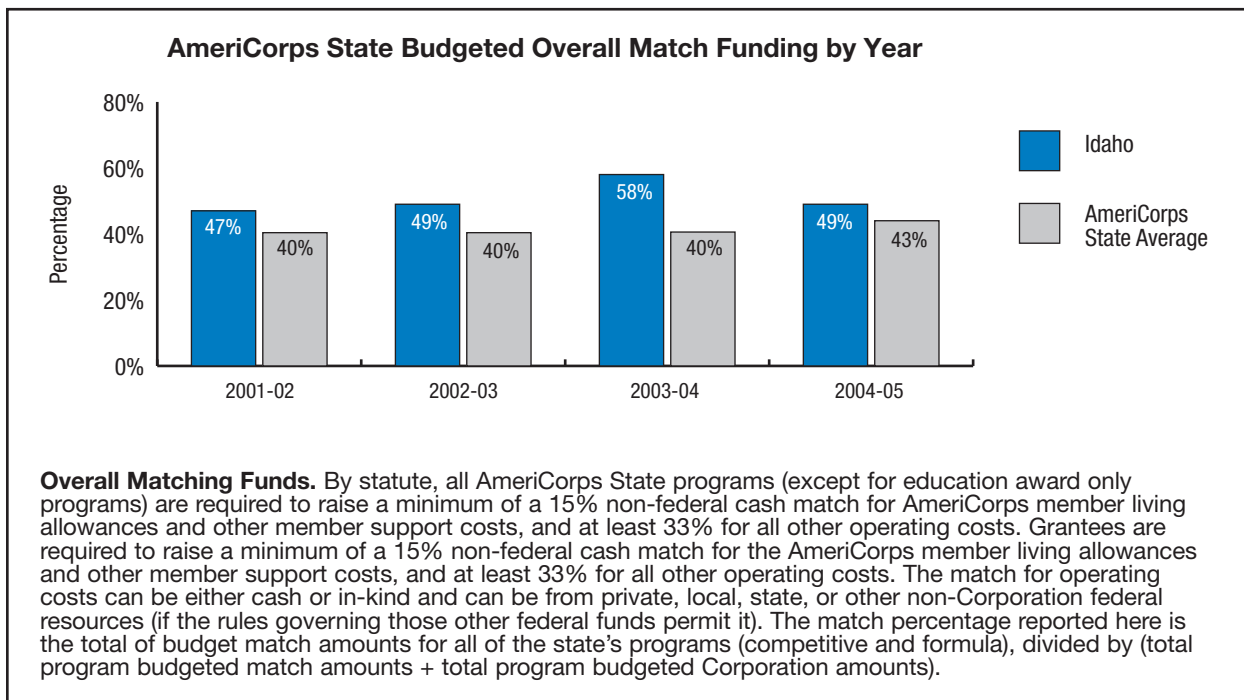


Data Source: Information on number of members and service locations was obtained through State Commission self-report.

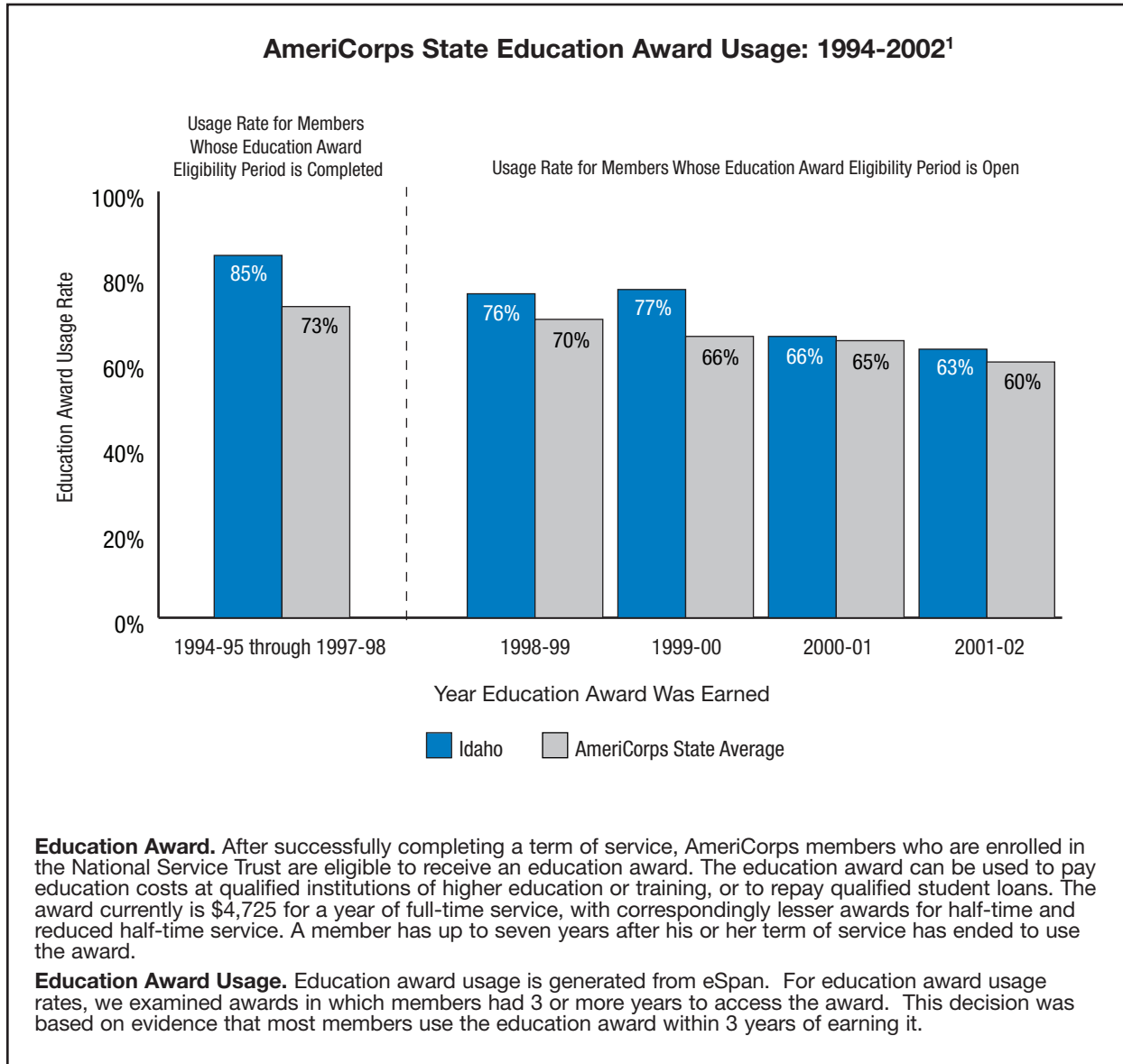
1 Symbol placement is determined by the zip codes where members serve.



Data Source: Grantsbase and eGrants, as of September 30, 2005.



Data Source: Grantsbase and eGrants, as of September 30, 2005.



Data Source: eSPAN, as of September 14, 2005.

<sup>1</sup> For education award usage rates, we examined awards in which members have had three or more years to access the award. This decision was based on evidence that most members use the education award within three years of earning it.

For this report, we have identified members who served in 1994-1995 through 2001-2002 to examine usage rates for education awards.

**1994-1995 through 1997-1998:** Members who served in 1994-1995 through 1997-1998 have completed their seven-year education award eligibility period; because the eligibility period for using the education award is completed, we have aggregated the usage rate for these members.

**1998-1999 through 2001-2002:** Members who served in 1998-1999 through 2001-2002 have at least one year of eligibility left. As former members of these years access their education awards, these data will fluctuate as the awards remain active.

We will continue to track AmeriCorps member education award usage by year, adding an additional year in the “eligibility remaining” portion of the graph. Usage rates may differ from year to year as more earned education award money is withdrawn from members’ Trust accounts. As members end their seven-year period of eligibility they will be added to the “eligibility completed” group.





**Performance Highlights<sup>1</sup> for Illinois**

**2003-2004**

**EDUCATION**

(10 subgrantees reporting)  
 3,518 adults received instruction in GED or basic skills development.  
 3,342 students in grades 1-12 received tutoring.  
 877 students were mentored or counseled on school success or achievement.

**HUMAN NEEDS**

(4 subgrantees reporting)  
 2,200 homeless individuals received food or clothing.  
 529 pregnant women were provided access to prenatal care, screening, or other health services.  
 102 individuals received access to health care, diagnosis, follow-up and/or screening.

**COMMUNITY STRENGTHENING**

(13 subgrantees reporting)  
 451 people benefited from 5 neighborhood clean-up efforts.  
 1,317 people benefited from community service days organized by AmeriCorps members.

**VOLUNTEER LEVERAGING**

(13 subgrantees reporting)  
 2,133 volunteers were recruited to assist in addressing a range of human needs issues.

**MEMBER DEVELOPMENT**

(13 subgrantees reporting)  
 309 members were trained in citizenship and civic responsibility.  
 385 members were trained in life skills, such as organizational skills, problem solving, teamwork and leadership.  
 421 members received training in technical skills related to carrying out their assignments.

**2004-2005**

**EDUCATION**

(11 subgrantees reporting)  
 2,078 adults received instruction in GED or basic skills development.  
 6,381 students in grades 1-12 received tutoring.  
 1,312 students were mentored or counseled on school success or achievement.  
 352 public health presentations were given to 5,658 people.

**HUMAN NEEDS**

(5 subgrantees reporting)  
 56,484 people were counseled on health and family matters.  
 911 pregnant women were provided access to prenatal care, screening, or other health services.  
 364 individuals received access to health care, diagnosis, follow-up and/or screening.  
 10,000 pounds of goods such as clothing and food were provided, benefiting 250 homeless individuals.

**COMMUNITY STRENGTHENING**

(16 subgrantees reporting)  
 5 community buildings were rehabilitated, renovated, or repaired.  
 2,950 books were gathered by members for libraries.

**VOLUNTEER LEVERAGING**

(16 subgrantees reporting)  
 1,383 volunteers were recruited for tutoring and other educational purposes.  
 4,236 volunteers were recruited for assistance in addressing a range of human needs issues.

**MEMBER DEVELOPMENT**

(15 subgrantees reporting)  
 491 members were trained in citizenship and civic responsibility.  
 375 members received training in technical skills related to carrying out their assignments.  
 193 members were trained in life skills, such as organizational skills, problem solving, teamwork, and leadership.

Data Source: All data are aggregates of the data subgrantees report in the AmeriCorps Progress Reports. State Commissions review subgrantees' reports, and then submit approved information to AmeriCorps through the Grantee Progress Reports (GPR). AmeriCorps programs vary in their start and end dates, and not all programs operate during the same timeframe. During any given year the time period of activity reported is between October 1st through September 30th. Any program activity that may have occurred after September 30, 2005 is not captured in this report.

<sup>1</sup> For Illinois, all 2003-2004 performance highlights are based on Formula and Competitive Award subgrantee self-report (total number of subgrantees for Illinois in 2003-2004 was 14). For 2004-2005, all performance highlights are based on Formula and Competitive Award subgrantee self-report (total number of subgrantees for Illinois in 2004-2005 was 17).

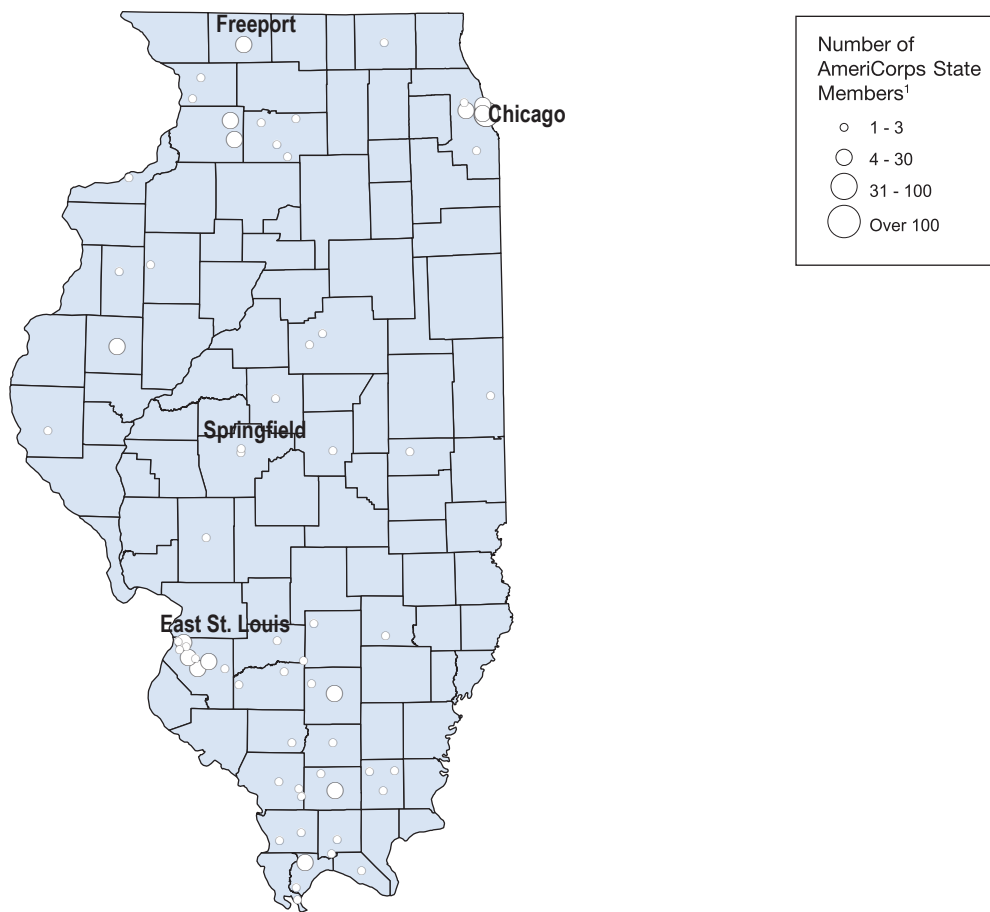


**Illinois at a Glance: 2003-04**

Number of members serving	377	Overall Funding	\$3,241,721
Fill Rate	95%	Formula Award	\$2,295,053
Completion Rate	81%	Competitive Award	\$946,668
Number of volunteers leveraged	5,687	Education Award Program Funding	\$0

Data Source: Member data are from eSPAN, as of September 30, 2005; volunteer data are from GPRs, as of January 2006. State financial information, such as awarded Corporation and matching funds, comes from budgets as found in Grantsbase and eGrants, as of September 30, 2005.

**AmeriCorps State Members Serving in Illinois Counties: 2003-04**



Data Source: Information on number of members and service locations was obtained through State Commission self-report.

1 Symbol placement is determined by the zip codes where members serve.

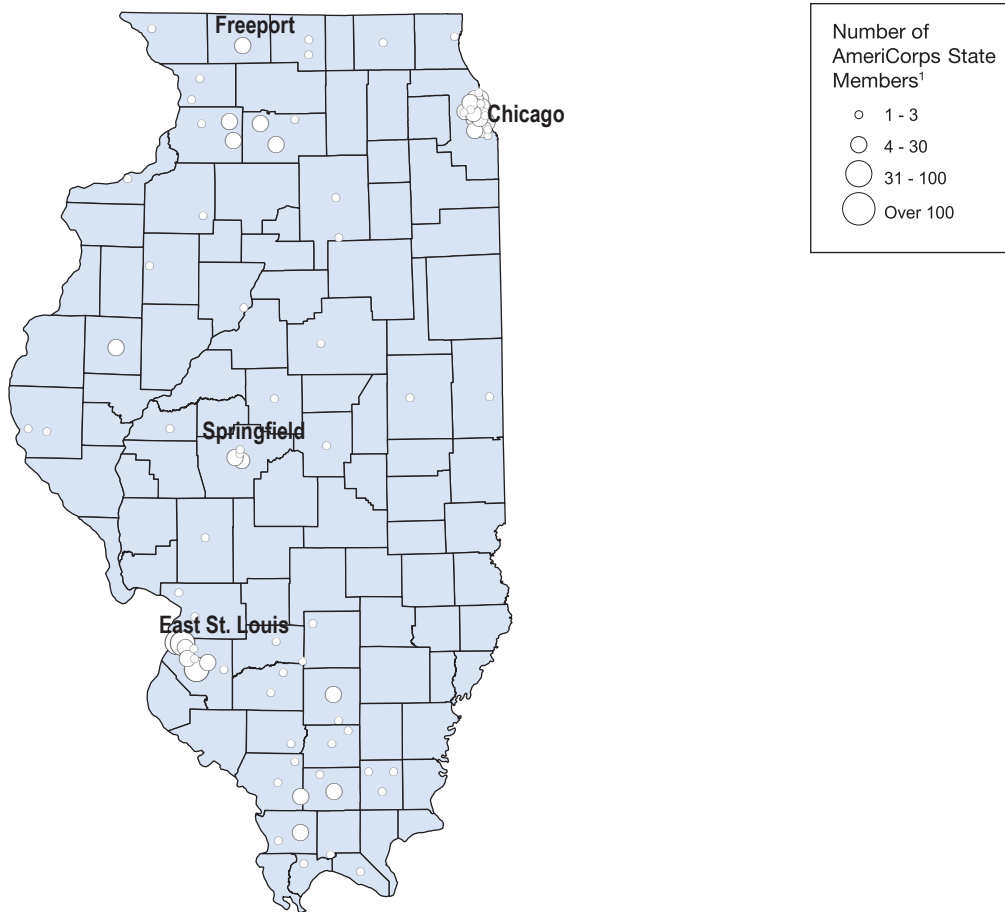


**Illinois at a Glance: 2004-05**

Number of members serving	646	Overall Funding	\$5,384,878
Fill Rate	93%	Formula Award	\$3,902,322
Completion Rate	81%	Competitive Award	\$1,482,556
Number of volunteers leveraged	6,742	Education Award Program Funding	\$0

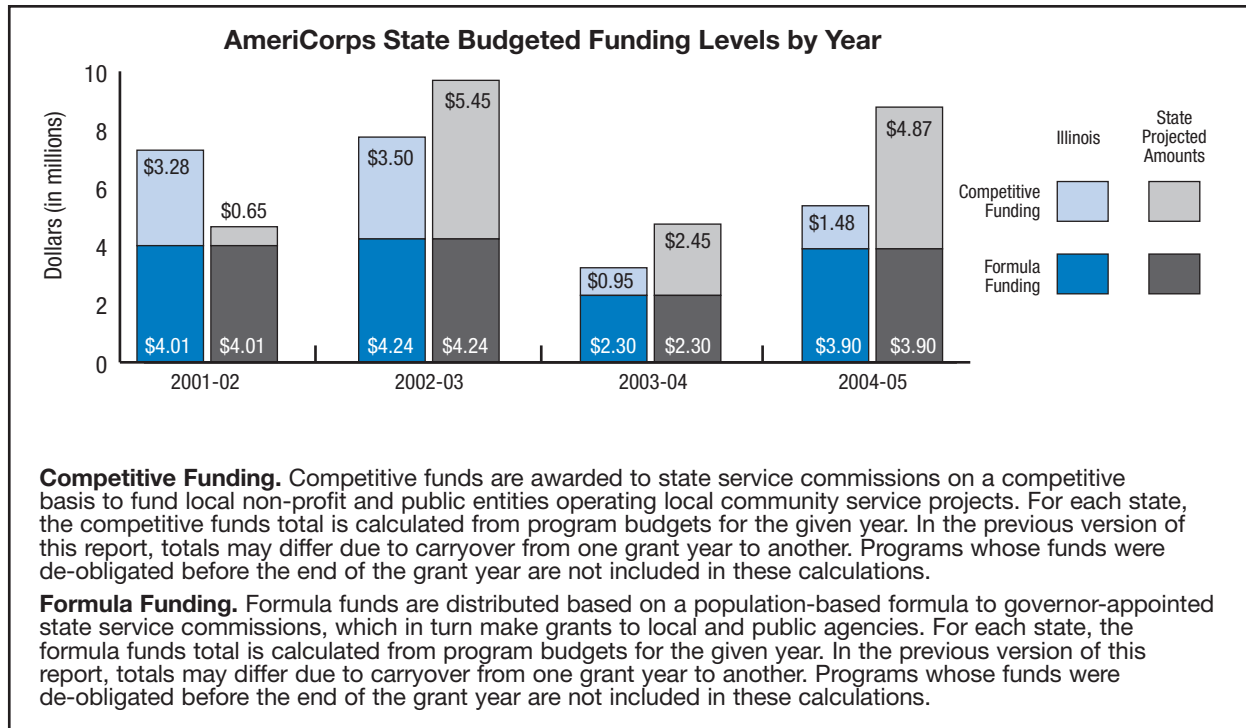
Data Source: Member data are from eSPAN, as of September 30, 2005; volunteer data are from GPRs, as of January 2006. State financial information, such as awarded Corporation and matching funds, comes from budgets as found in Grantsbase and eGrants, as of September 30, 2005.

**AmeriCorps State Members Serving in Illinois Counties: 2004-05**

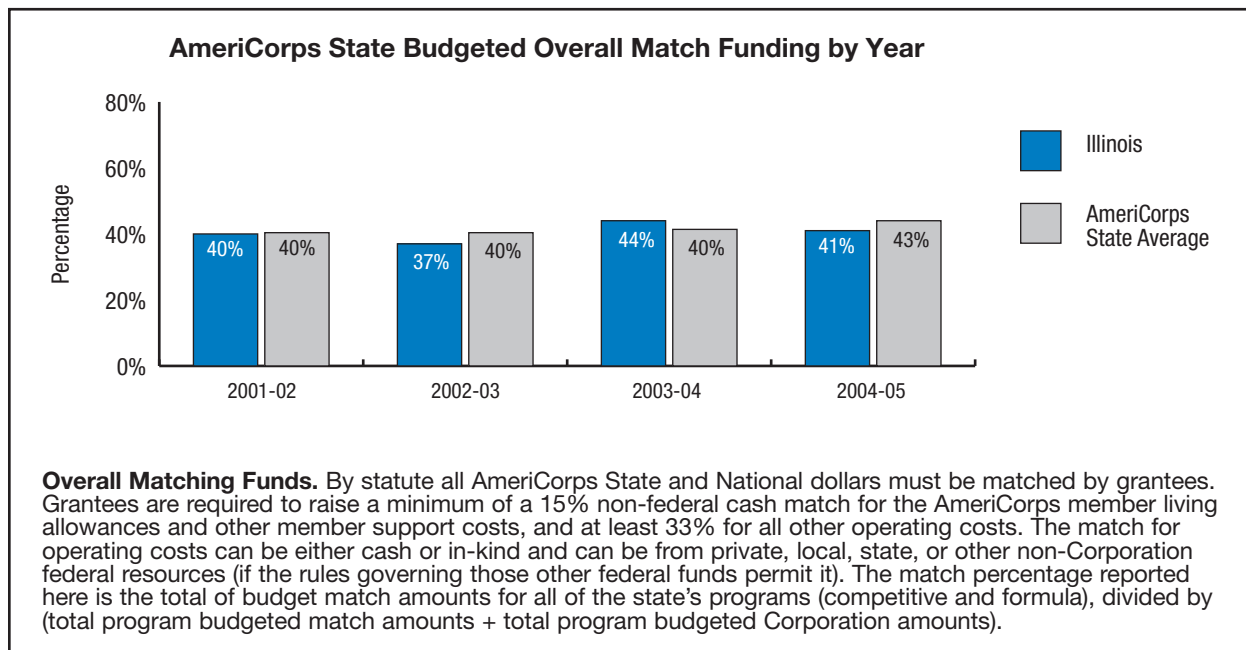


Data Source: Information on number of members and service locations was obtained through State Commission self-report.

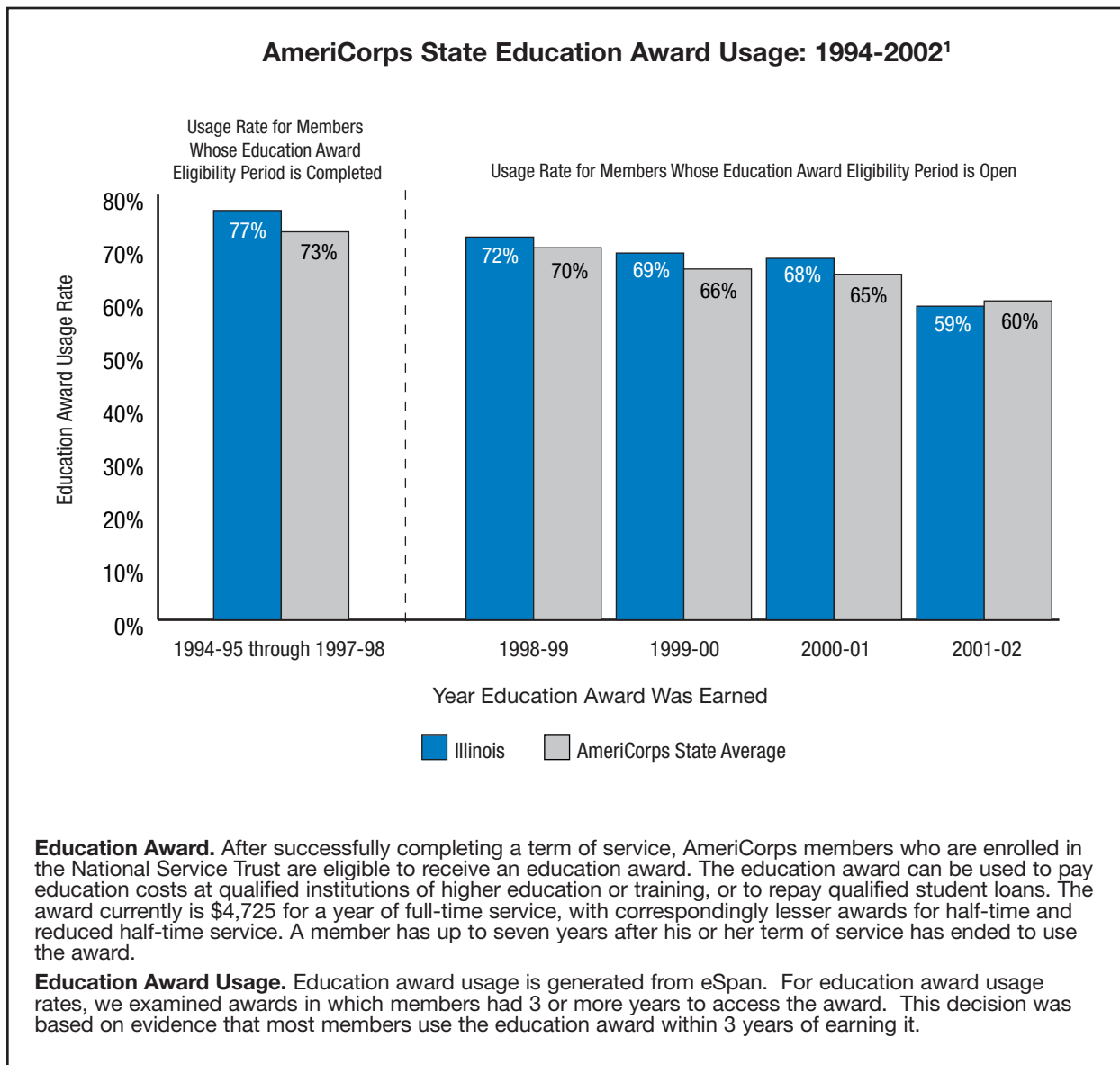
1 Symbol placement is determined by the zip codes where members serve.



Data Source: Grantsbase and eGrants, as of September 30, 2005.



Data Source: Grantsbase and eGrants, as of September 30, 2005.



Data Source: eSPAN, as of September 14, 2005.

<sup>1</sup> For education award usage rates, we examined awards in which members have had three or more years to access the award. This decision was based on evidence that most members use the education award within three years of earning it.

For this report, we have identified members who served in 1994-1995 through 2001-2002 to examine usage rates for education awards.

**1994-1995 through 1997-1998:** Members who served in 1994-1995 through 1997-1998 have completed their seven-year education award eligibility period; because the eligibility period for using the education award is completed, we have aggregated the usage rate for these members.

**1998-1999 through 2001-2002:** Members who served in 1998-1999 through 2001-2002 have at least one year of eligibility left. As former members of these years access their education awards, these data will fluctuate as the awards remain active.

We will continue to track AmeriCorps member education award usage by year, adding an additional year in the “eligibility remaining” portion of the graph. Usage rates may differ from year to year as more earned education award money is withdrawn from members’ Trust accounts. As members end their seven-year period of eligibility they will be added to the “eligibility completed” group.



## Performance Highlights<sup>1</sup> for Indiana

### 2003-2004

#### EDUCATION

(2 subgrantees reporting)

8,314 students in grades 1-12 were tutored.

346 students received mentoring or counseling concerning school success or achievement.

#### ENVIRONMENT

(1 subgrantee reporting)

722 acres of public lands and habitat were restored or conserved.

400 trees were planted in urban communities.

2,079 students were engaged in service-learning and community education activities organized by members.

#### HUMAN NEEDS

(4 subgrantees reporting)

142 people were counseled concerning job development or placement.

90 homes were constructed, benefiting 423 low-income or elderly residents.

1,632 people were provided health care screening and referral to follow-up care.

#### PUBLIC SAFETY

(2 subgrantees reporting)

283 young ex-offenders participated in the Mentor Corps program organized and conducted by members.

#### COMMUNITY STRENGTHENING

(9 subgrantees reporting)

1,152 people received information regarding community services.

#### VOLUNTEER LEVERAGING

(9 subgrantees reporting)

1,761 volunteers were recruited for tutoring or other educational purposes.

516 volunteers were recruited for assistance in addressing human needs.

#### MEMBER DEVELOPMENT

(8 subgrantees reporting)

49 members were trained in CPR, first aid, and emergency response.

108 members received training in technical skills related to carrying out their assignments.

### 2004-2005

#### EDUCATION

(7 subgrantees reporting)

6,339 students participated in school sports and violence avoidance activities that were organized by members.

4,889 students in grades 1-12 were tutored.

186 students were counseled concerning school success or achievement.

#### ENVIRONMENT

(1 subgrantee reporting)

952 acres of public lands and habitat were restored.

11,547 pounds of trash were removed from neighborhoods, benefiting 50,000 people.

#### HUMAN NEEDS

(5 subgrantees reporting)

2,945 people's support needs were assessed or identified.

2,894 people were provided case management for health appointments or follow-up scheduling.

394 individuals were counseled concerning job development or placement.

97 housing units were constructed, benefiting 440 elderly or disabled low-income residents.

#### PUBLIC SAFETY

(2 subgrantees reporting)

1,513 juvenile offenders were mentored through a pre-release program.

8,875 students, adults, or families were trained in 184 conflict mediation/resolution programs that were conducted by members.

#### COMMUNITY STRENGTHENING

(9 subgrantees reporting)

11,092 people benefited from community events and fairs focusing on health or other human needs issues.

#### VOLUNTEER LEVERAGING

(9 subgrantees reporting)

2,659 volunteers were recruited for tutoring and other educational purposes.

6,512 volunteers were recruited for assistance in addressing a range of human needs.

#### MEMBER DEVELOPMENT

(6 subgrantees reporting)

205 members were trained in life skills such as organizational skills, problem solving, leadership, and conflict resolution.

Data Source: All data are aggregates of the data subgrantees report in the AmeriCorps Progress Reports. State Commissions review subgrantees' reports, and then submit approved information to AmeriCorps through the Grantee Progress Reports (GPR). AmeriCorps programs vary in their start and end dates, and not all programs operate during the same timeframe. During any given year the time period of activity reported is between October 1st through September 30th. Any program activity that may have occurred after September 30, 2005 is not captured in this report.

<sup>1</sup> For Indiana, all 2003-2004 performance highlights are based on Formula and Competitive Award subgrantee self-report (total number of subgrantees for Indiana in 2003-2004 was 15). For 2004-2005, all performance highlights are based on Formula and Competitive Award subgrantee self-report (total number of subgrantees for Indiana in 2004-2005 was 12).

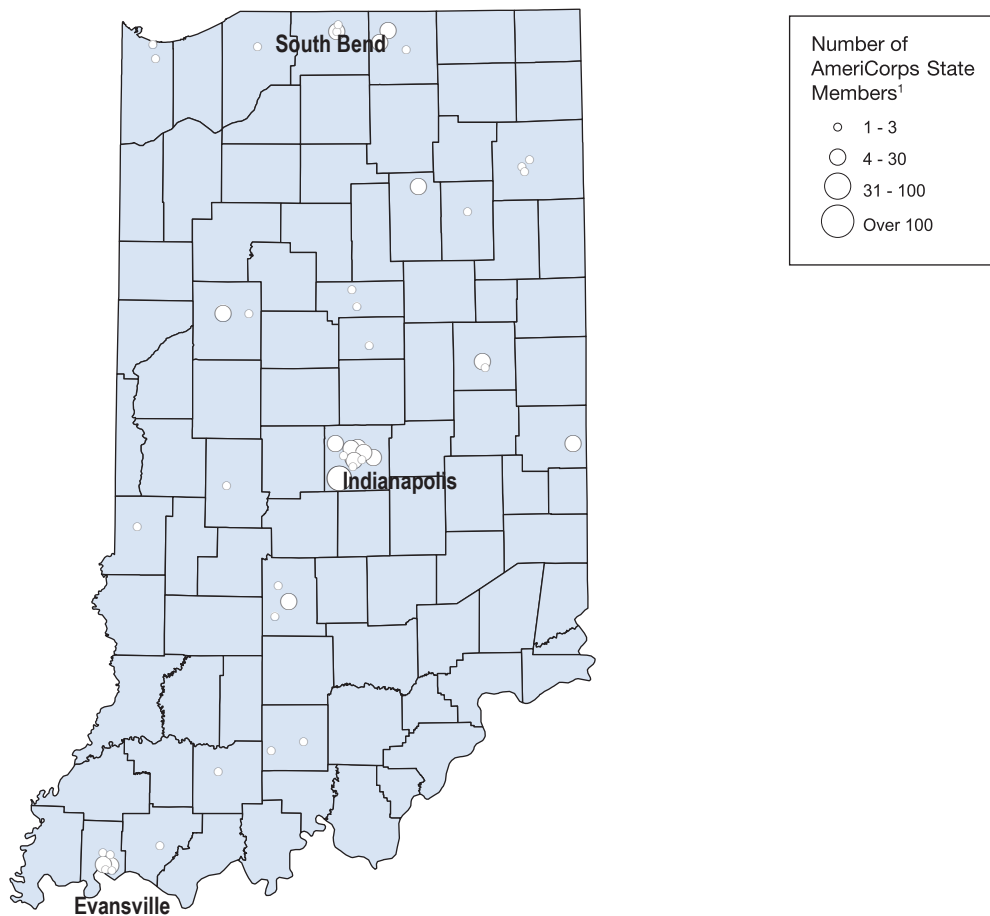


**Indiana at a Glance: 2003-04**

Number of members serving	224	Overall Funding	\$1,835,577
Fill Rate	97%	Formula Award	\$1,215,425
Completion Rate	86%	Competitive Award	\$620,152
Number of volunteers leveraged	27,252	Education Award Program Funding	\$0

Data Source: Member data are from eSPAN, as of September 30, 2005; volunteer data are from GPRs, as of January 2006. State financial information, such as awarded Corporation and matching funds, comes from budgets as found in Grantsbase and eGrants, as of September 30, 2005.

**AmeriCorps State Members Serving in Indiana Counties: 2003-04**



Data Source: Information on number of members and service locations was obtained through State Commission self-report.

<sup>1</sup> Symbol placement is determined by the zip codes where members serve.

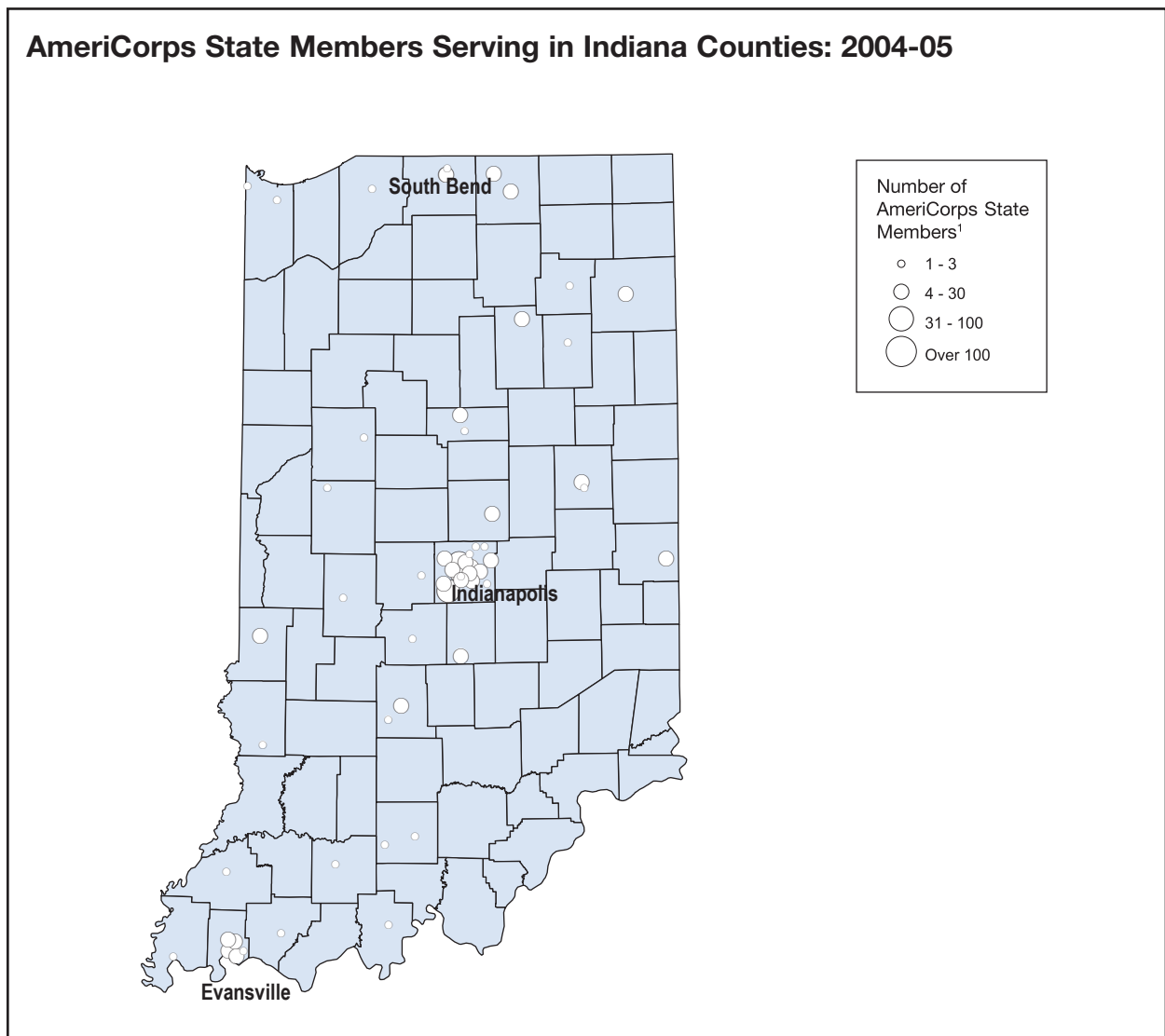


**Indiana at a Glance: 2004-05**

Number of members serving	411	Overall Funding	\$2,966,618
Fill Rate	97%	Formula Award	\$1,911,485
Completion Rate	77%	Competitive Award	\$1,055,133
Number of volunteers leveraged	41,634	Education Award Program Funding	\$0

Data Source: Member data are from eSPAN, as of September 30, 2005; volunteer data are from GPRs, as of January 2006. State financial information, such as awarded Corporation and matching funds, comes from budgets as found in Grantsbase and eGrants, as of September 30, 2005.

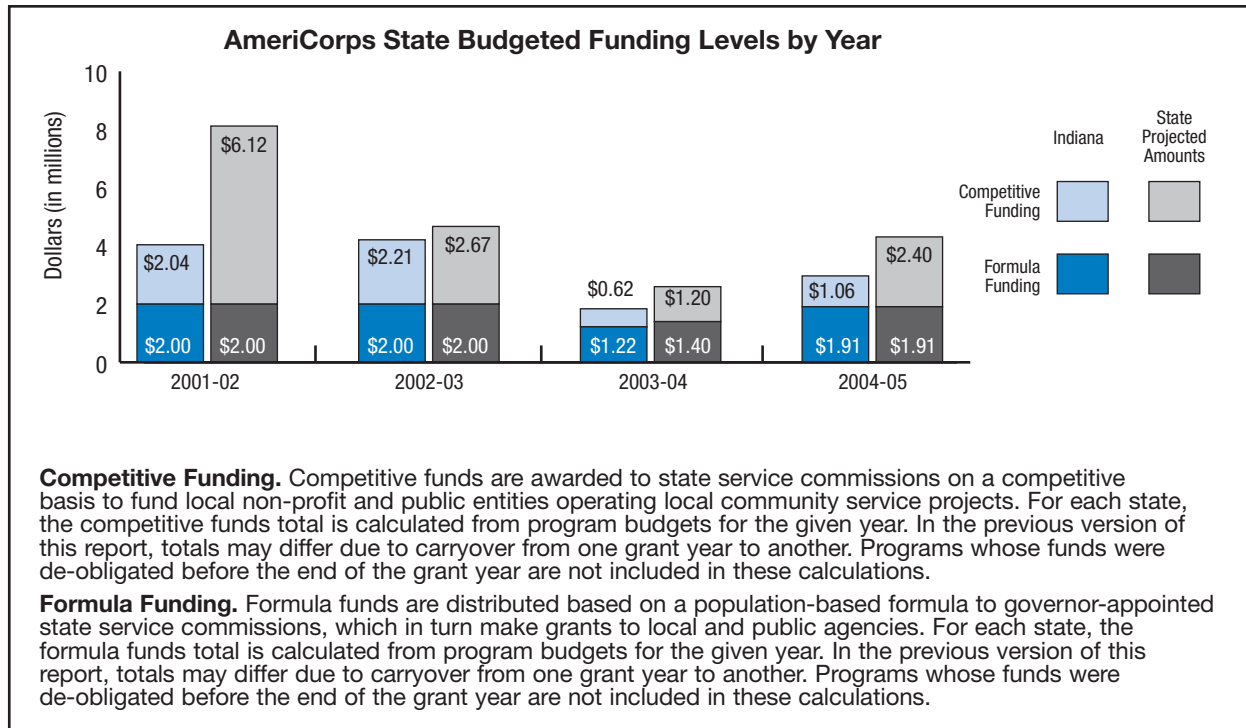
**AmeriCorps State Members Serving in Indiana Counties: 2004-05**



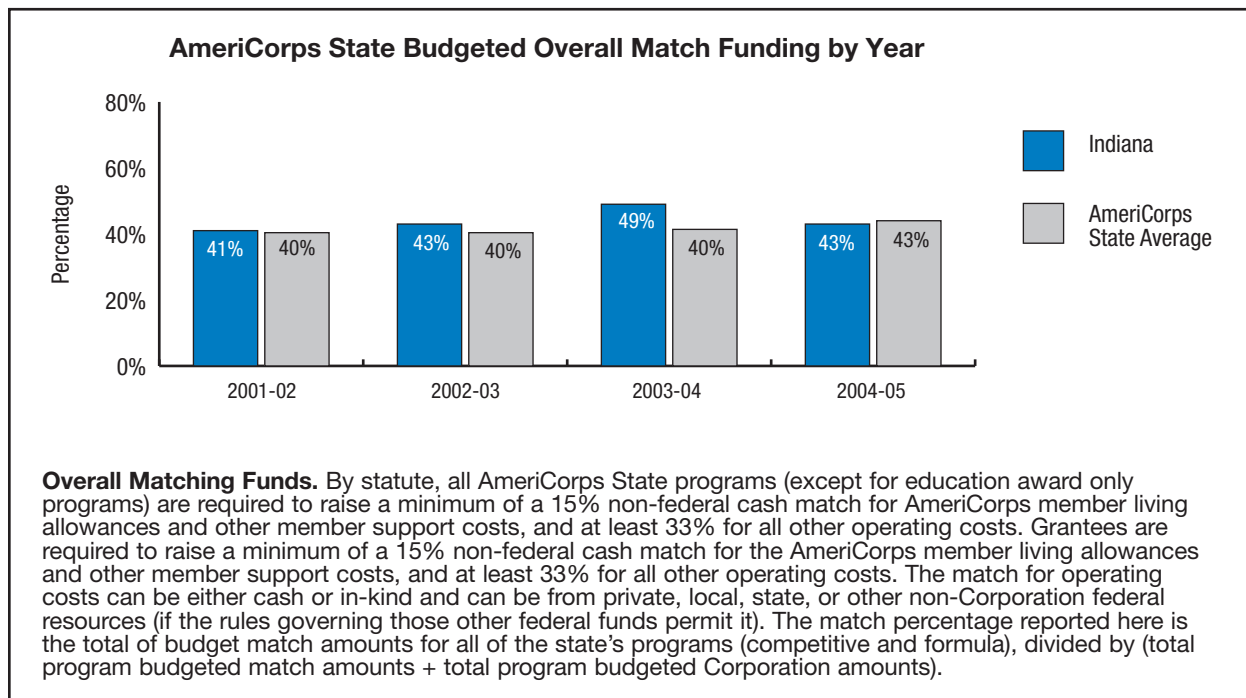
Data Source: Information on number of members and service locations was obtained through State Commission self-report.

1 Symbol placement is determined by the zip codes where members serve.

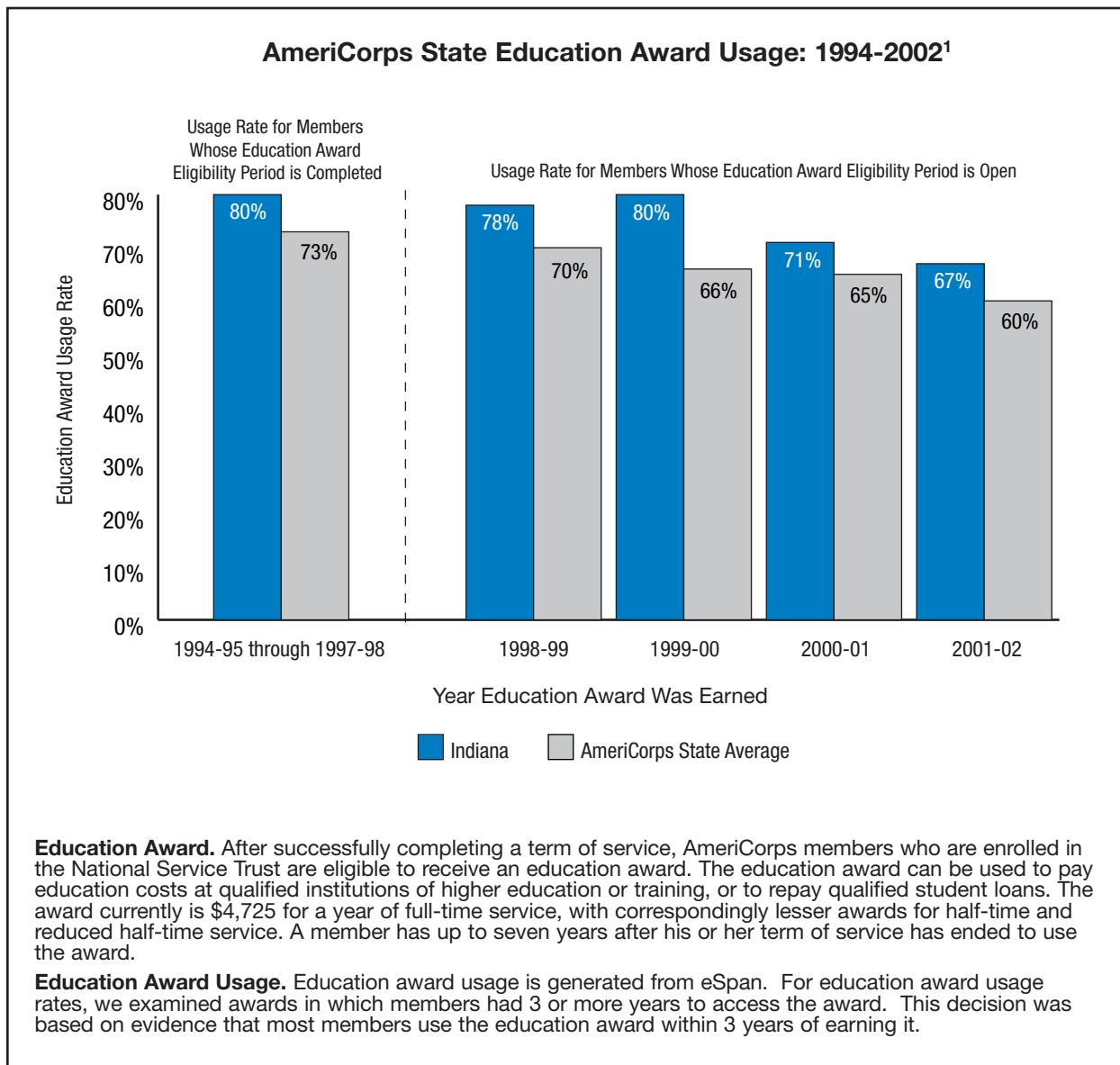




Data Source: Grantsbase and eGrants, as of September 30, 2005.



Data Source: Grantsbase and eGrants, as of September 30, 2005.



Data Source: eSPAN, as of September 14, 2005.

<sup>1</sup> For education award usage rates, we examined awards in which members have had three or more years to access the award. This decision was based on evidence that most members use the education award within three years of earning it.

For this report, we have identified members who served in 1994-1995 through 2001-2002 to examine usage rates for education awards.

**1994-1995 through 1997-1998:** Members who served in 1994-1995 through 1997-1998 have completed their seven-year education award eligibility period; because the eligibility period for using the education award is completed, we have aggregated the usage rate for these members.

**1998-1999 through 2001-2002:** Members who served in 1998-1999 through 2001-2002 have at least one year of eligibility left. As former members of these years access their education awards, these data will fluctuate as the awards remain active.

We will continue to track AmeriCorps member education award usage by year, adding an additional year in the “eligibility remaining” portion of the graph. Usage rates may differ from year to year as more earned education award money is withdrawn from members’ Trust accounts. As members end their seven-year period of eligibility they will be added to the “eligibility completed” group.



**Performance Highlights<sup>1</sup> for Iowa**

**2003-2004**

**EDUCATION**

(4 subgrantees reporting)  
 6,543 students in grades 1-12 received tutoring.  
 124 students benefited from service-learning and community education activities organized and conducted by AmeriCorps members.  
 503 students benefited from out-of-class enrichment activities.

**ENVIRONMENT**

(2 subgrantees reporting)  
 108 miles of trail or road were maintained or cleaned.  
 10,183 individuals were trained on addressing and preventing environmental hazards and other environmental problems.  
 5,100 trees were planted over 26 acres of parks and wildlands.

**PUBLIC SAFETY**

(2 subgrantees reporting)  
 304 individuals received information about risks, safety measures, or victimization prevention.  
 5,873 people were counseled or trained regarding violence prevention or negotiating the justice system.  
 5 patrol groups conducted neighborhood watch or violence prevention patrols, benefiting 200 people.

**VOLUNTEER LEVERAGING**

(6 subgrantees reporting)  
 132 volunteers were recruited for tutoring and other educational purposes.  
 667 volunteers were recruited to assist in addressing human needs issues.

**MEMBER DEVELOPMENT**

(6 subgrantees reporting)  
 21 members received training in CPR, first aid, and emergency response.  
 9 members were trained in career development and counseling.  
 67 members received training in citizenship and civic responsibility.

**2004-2005**

**EDUCATION**

(4 subgrantees reporting)  
 3,108 students in grades 1-12 received tutoring.  
 5,064 students benefited from out-of-class enrichment activities.

**ENVIRONMENT**

(4 subgrantees reporting)  
 150 miles of trail or road were maintained or cleaned.  
 231 miles of park trails and wild land areas were assessed for repair or safety enhancement.  
 713 trees were planted in parks and wildlands.

**PUBLIC SAFETY**

(2 subgrantees reporting)  
 7,125 individuals received information about risks, safety measures, or victimization prevention.  
 185 people benefited from after-school sports and violence avoidance activities.

**HUMAN NEEDS**

(1 subgrantee reporting)  
 30 new and potential homeowners were provided housing services and loan development guidance.

**COMMUNITY STRENGTHENING**

(10 subgrantees reporting)  
 2 neighborhoods were cleaned and cleared of trash and graffiti.  
 30 miles of road were maintained and 35 trees planted in urban areas.

**VOLUNTEER LEVERAGING**

(10 subgrantees reporting)  
 795 volunteers were recruited to serve in addressing educational and human needs issues.

**MEMBER DEVELOPMENT**

(8 subgrantees reporting)  
 76 members received training in CPR, first aid, and emergency response.  
 95 members received training in citizenship and civic responsibility.  
 58 members were trained in life skills such as organizational skills, problem solving, teamwork, leadership, and conflict resolution.

Data Source: All data are aggregates of the data subgrantees report in the AmeriCorps Progress Reports. State Commissions review subgrantees' reports, and then submit approved information to AmeriCorps through the Grantee Progress Reports (GPR). AmeriCorps programs vary in their start and end dates, and not all programs operate during the same timeframe. During any given year the time period of activity reported is between October 1st through September 30th. Any program activity that may have occurred after September 30, 2005 is not captured in this report.

<sup>1</sup> For Iowa, all 2003-2004 performance highlights are based on Formula and Competitive Award subgrantee self-report (total number of subgrantees for Iowa in 2003-2004 was 8). For 2004-2005, all performance highlights are based on Formula, Competitive, and Education Award subgrantee self-report (total number of subgrantees for Iowa in 2004-2005 was 14).


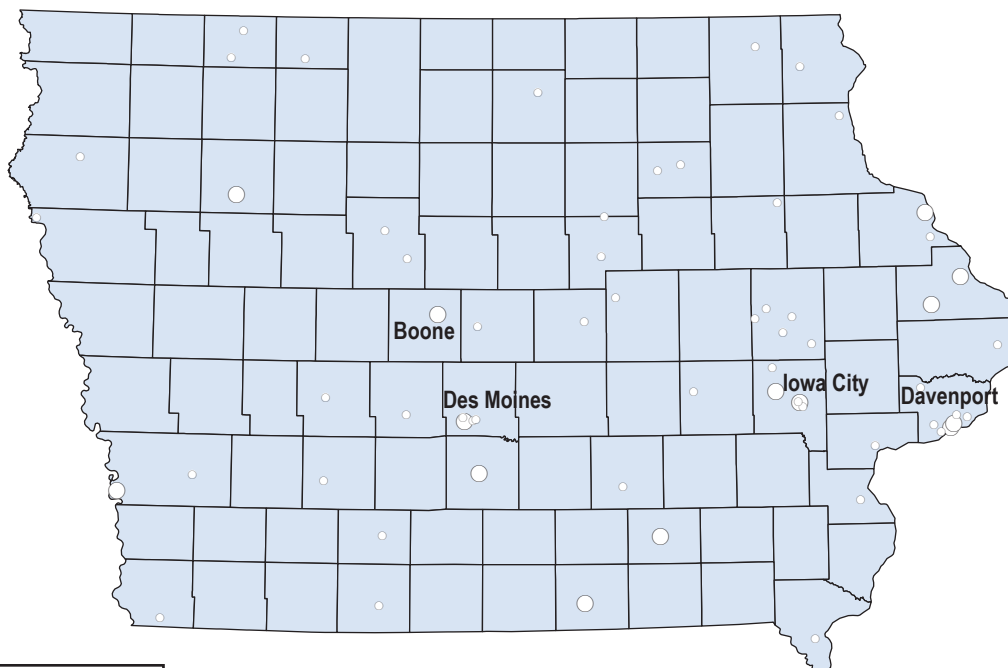


**Iowa at a Glance: 2003-04**

Number of members serving	154	Overall Funding	\$1,161,096
Fill Rate	93%	Formula Award	\$424,264
Completion Rate	78%	Competitive Award	\$736,832
Number of volunteers leveraged	4,121	Education Award Program Funding	\$0

Data Source: Member data are from eSPAN, as of September 30, 2005; volunteer data are from GPRs, as of January 2006. State financial information, such as awarded Corporation and matching funds, comes from budgets as found in Grantsbase and eGrants, as of September 30, 2005.

**AmeriCorps State Members Serving in Iowa Counties: 2003-04**



Data Source: Information on number of members and service locations was obtained through State Commission self-report.

<sup>1</sup> Symbol placement is determined by the zip codes where members serve.


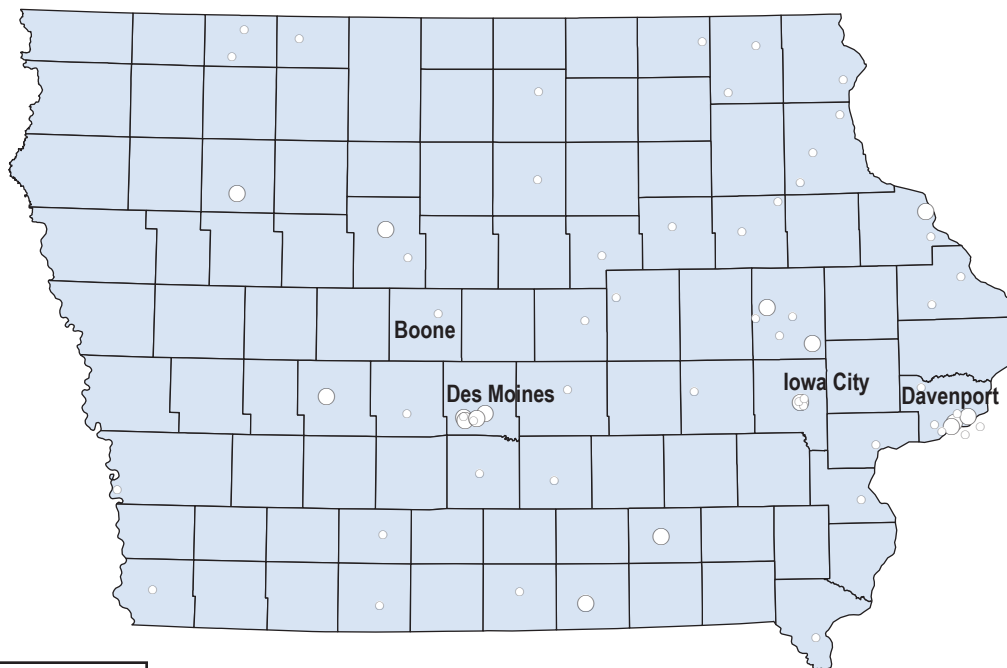


**Iowa at a Glance: 2004-05**

Number of members serving	241	Overall Funding	\$1,780,465
Fill Rate	90%	Formula Award	\$845,888
Completion Rate	84%	Competitive Award	\$930,577
Number of volunteers leveraged	12,675	Education Award Program Funding	\$4,000

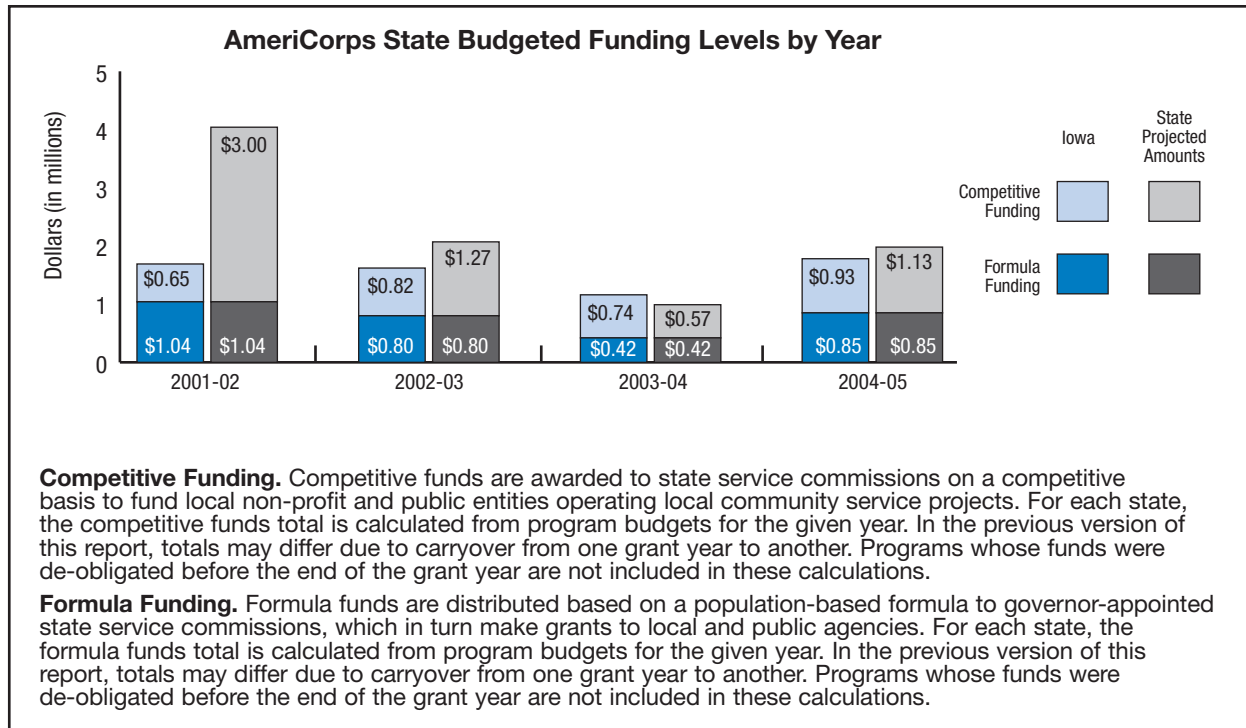
Data Source: Member data are from eSPAN, as of September 30, 2005; volunteer data are from GPRs, as of January 2006. State financial information, such as awarded Corporation and matching funds, comes from budgets as found in Grantsbase and eGrants, as of September 30, 2005.

**AmeriCorps State Members Serving in Iowa Counties: 2004-05**

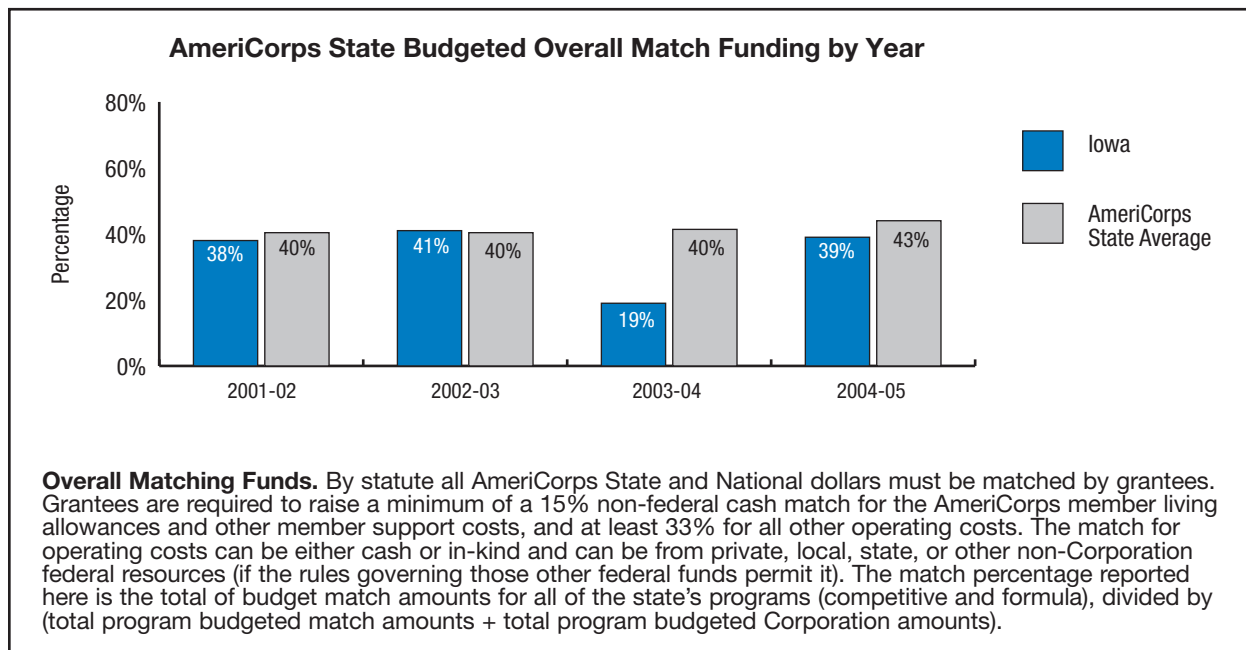


Data Source: Information on number of members and service locations was obtained through State Commission self-report.

1 Symbol placement is determined by the zip codes where members serve.



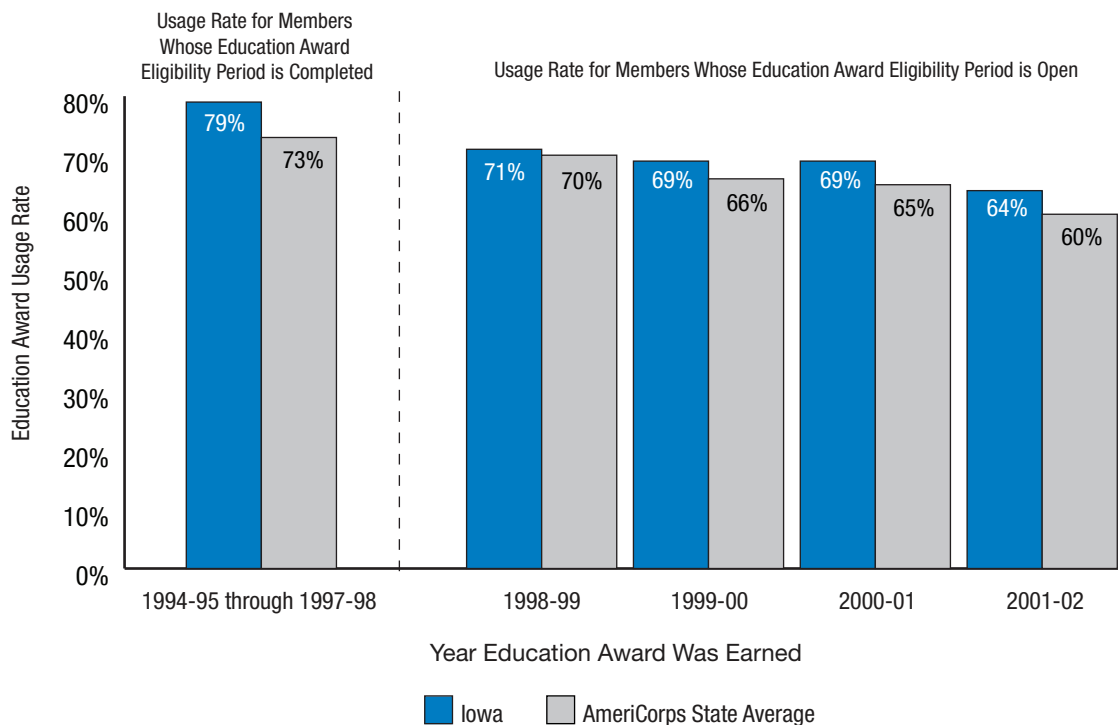
Data Source: Grantsbase and eGrants, as of September 30, 2005.



Data Source: Grantsbase and eGrants, as of September 30, 2005.



**AmeriCorps State Education Award Usage: 1994-2002<sup>1</sup>**



**Education Award.** After successfully completing a term of service, AmeriCorps members who are enrolled in the National Service Trust are eligible to receive an education award. The education award can be used to pay education costs at qualified institutions of higher education or training, or to repay qualified student loans. The award currently is \$4,725 for a year of full-time service, with correspondingly lesser awards for half-time and reduced half-time service. A member has up to seven years after his or her term of service has ended to use the award.

**Education Award Usage.** Education award usage is generated from eSpan. For education award usage rates, we examined awards in which members had 3 or more years to access the award. This decision was based on evidence that most members use the education award within 3 years of earning it.

Data Source: eSPAN, as of September 14, 2005.

<sup>1</sup> For education award usage rates, we examined awards in which members have had three or more years to access the award. This decision was based on evidence that most members use the education award within three years of earning it.

For this report, we have identified members who served in 1994-1995 through 2001-2002 to examine usage rates for education awards.

**1994-1995 through 1997-1998:** Members who served in 1994-1995 through 1997-1998 have completed their seven-year education award eligibility period; because the eligibility period for using the education award is completed, we have aggregated the usage rate for these members.

**1998-1999 through 2001-2002:** Members who served in 1998-1999 through 2001-2002 have at least one year of eligibility left. As former members of these years access their education awards, these data will fluctuate as the awards remain active.

We will continue to track AmeriCorps member education award usage by year, adding an additional year in the “eligibility remaining” portion of the graph. Usage rates may differ from year to year as more earned education award money is withdrawn from members’ Trust accounts. As members end their seven-year period of eligibility they will be added to the “eligibility completed” group.





**Performance Highlights<sup>1</sup> for Kansas**

**2003-2004**

**EDUCATION**

(2 subgrantees reporting)  
1,559 students in grades 1-12 received tutoring.

**HOMELAND SECURITY**

(1 subgrantee reporting)  
Members developed homeland security plans in a number of Kansas communities.

**HUMAN NEEDS**

(3 subgrantees reporting)  
15,240 individuals received health care screening, diagnosis, and referrals to follow-up care.  
1,211 students benefited from Friday night activity programs organized by members.

**PUBLIC SAFETY**

(1 subgrantee reporting)  
88,744 people benefited from members' emergency assistance to people whose homes were damaged and trees downed in the wake of tornadoes.

**COMMUNITY STRENGTHENING**

(5 subgrantees reporting)  
1,122 trees were planted in wildlands or park lands.  
21,760 acres of habitat were restored or conserved.

**VOLUNTEER LEVERAGING**

(5 subgrantees reporting)  
166 volunteers were recruited for tutoring and other educational purposes.  
38 volunteers were recruited to assist in addressing human needs issues.

**MEMBER DEVELOPMENT**

(5 subgrantees reporting)  
70 members were trained in CPR, first aid, and emergency response.  
16 members were trained in citizenship and civic responsibility.  
54 members received training in technical skills related to carrying out their assignments.

**2004-2005**

**EDUCATION**

(4 subgrantees reporting)  
1,999 students in grades 1-12 received tutoring.

**ENVIRONMENT**

(2 subgrantees reporting)  
335 miles of trail and other public park areas or roads were cleaned and maintained.  
4,542 acres of wild or park lands were eliminated of environmental risks.

**HOMELAND SECURITY**

(1 subgrantee reporting)  
Members served with 66 neighborhood watch patrol groups.  
Members assisted in responding to 16 emergencies involving fires or search and rescue.

**HUMAN NEEDS**

(3 subgrantees reporting)  
14,626 individuals received access to health care screening, diagnosis and follow-up for needed care.  
1,362 people benefited from after-school sports and violence avoidance activities.  
150 pounds of food and clothing were organized and distributed.

**COMMUNITY STRENGTHENING**

(8 subgrantees reporting)  
1,097 people received information about community services.

**VOLUNTEER LEVERAGING**

(8 subgrantees reporting)  
824 volunteers were recruited to serve in 4 National Service Day events.  
190 recruited volunteers helped staff health fairs, assisted patients, and published a health newsletter in Spanish.

**MEMBER DEVELOPMENT**

(4 subgrantees reporting)  
77 members received training in technical skills related to carrying out their assignments.  
128 members were trained in CPR, first aid, and emergency response.

Data Source: All data are aggregates of the data subgrantees report in the AmeriCorps Progress Reports. State Commissions review subgrantees' reports, and then submit approved information to AmeriCorps through the Grantee Progress Reports (GPR). AmeriCorps programs vary in their start and end dates, and not all programs operate during the same timeframe. During any given year the time period of activity reported is between October 1st through September 30th. Any program activity that may have occurred after September 30, 2005 is not captured in this report.

<sup>1</sup> For Kansas, all 2003-2004 performance highlights are based on Formula and Competitive Award subgrantee self-report (total number of subgrantees for Kansas in 2003-2004 was 5). For 2004-2005, all performance highlights are based on Formula and Competitive Award subgrantee self-report (total number of subgrantees for Kansas in 2004-2005 was 8).




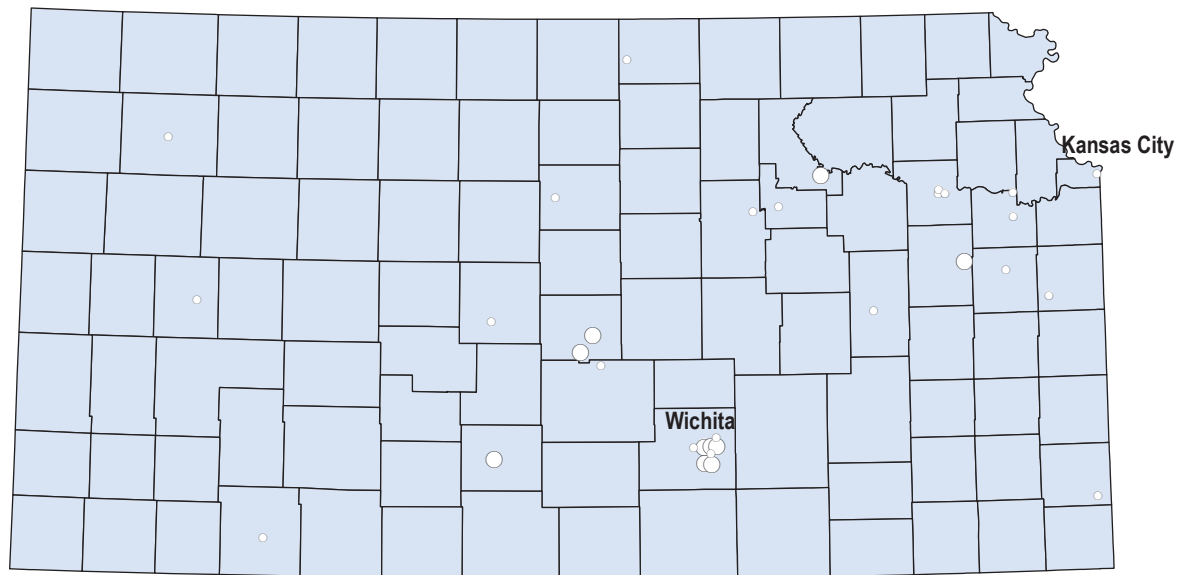


**Kansas at a Glance: 2003-04**

Number of members serving	130	Overall Funding	\$1,367,947
Fill Rate	99%	Formula Award	\$525,466
Completion Rate	84%	Competitive Award	\$842,481
Number of volunteers leveraged	4,121	Education Award Program Funding	\$0

Data Source: Member data are from eSPAN, as of September 30, 2005; volunteer data are from GPRs, as of January 2006. State financial information, such as awarded Corporation and matching funds, comes from budgets as found in Grantsbase and eGrants, as of September 30, 2005.

**AmeriCorps State Members Serving in Kansas Counties: 2003-04**



Data Source: Information on number of members and service locations was obtained through State Commission self-report.

<sup>1</sup> Symbol placement is determined by the zip codes where members serve.


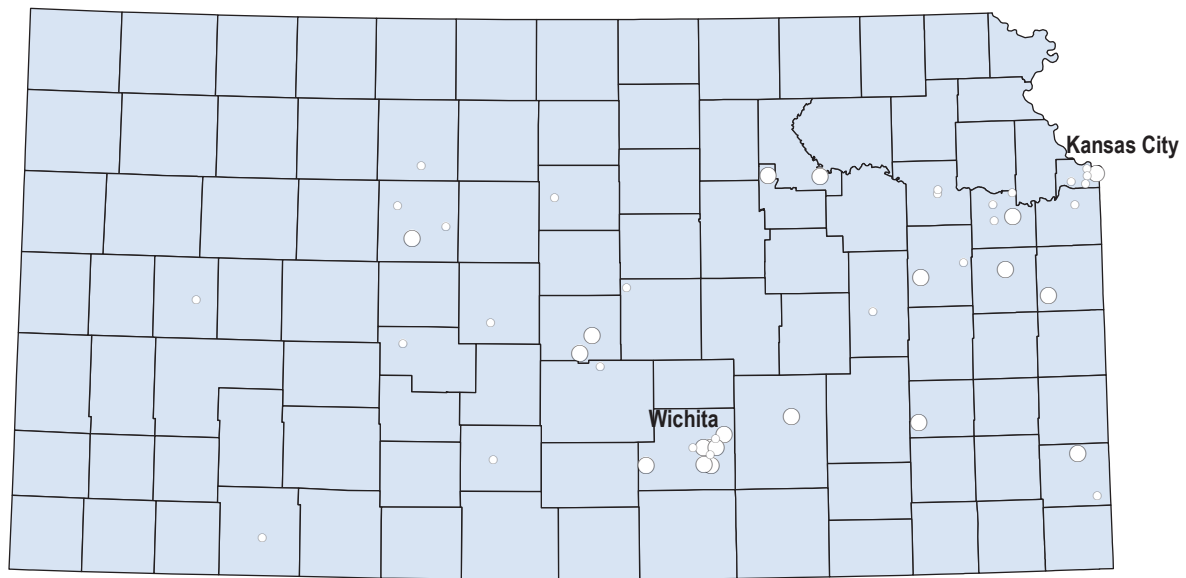


**Kansas at a Glance: 2004-05**

Number of members serving	179	Overall Funding	\$1,769,755
Fill Rate	89%	Formula Award	\$344,666
Completion Rate	75%	Competitive Award	\$1,425,089
Number of volunteers leveraged	5,061	Education Award Program Funding	\$0

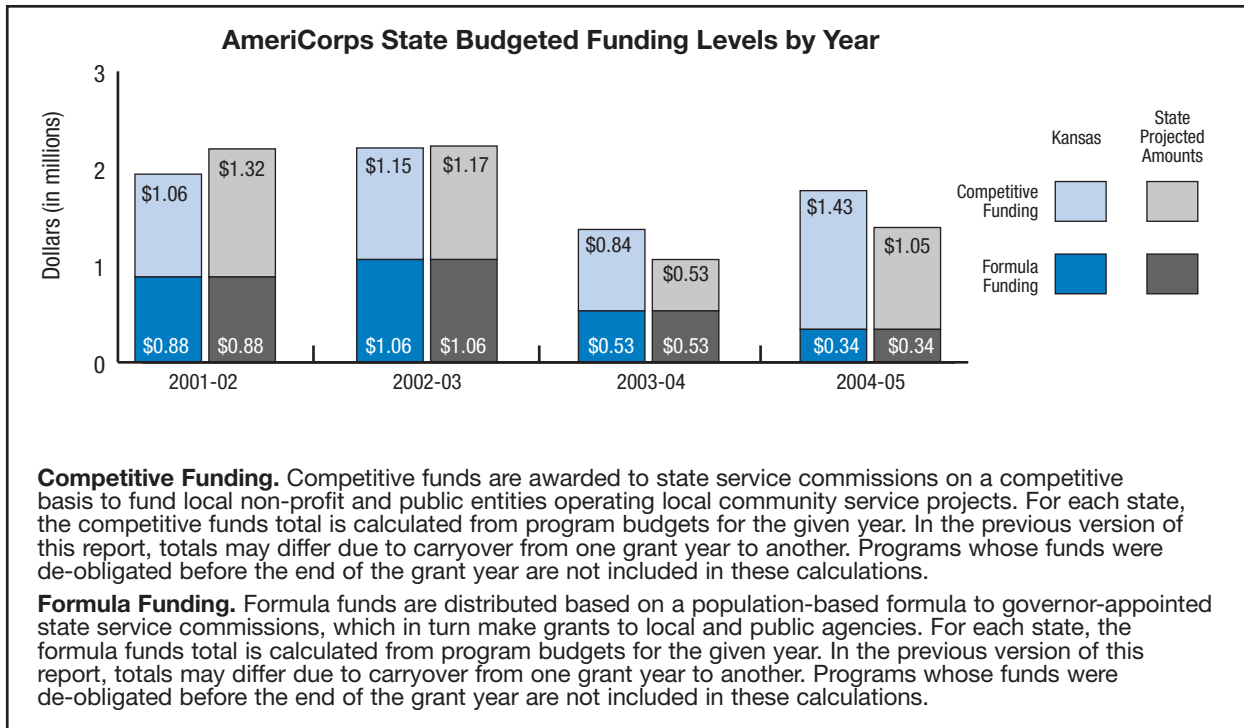
Data Source: Member data are from eSPAN, as of September 30, 2005; volunteer data are from GPRs, as of January 2006. State financial information, such as awarded Corporation and matching funds, comes from budgets as found in Grantsbase and eGrants, as of September 30, 2005.

**AmeriCorps State Members Serving in Kansas Counties: 2004-05**

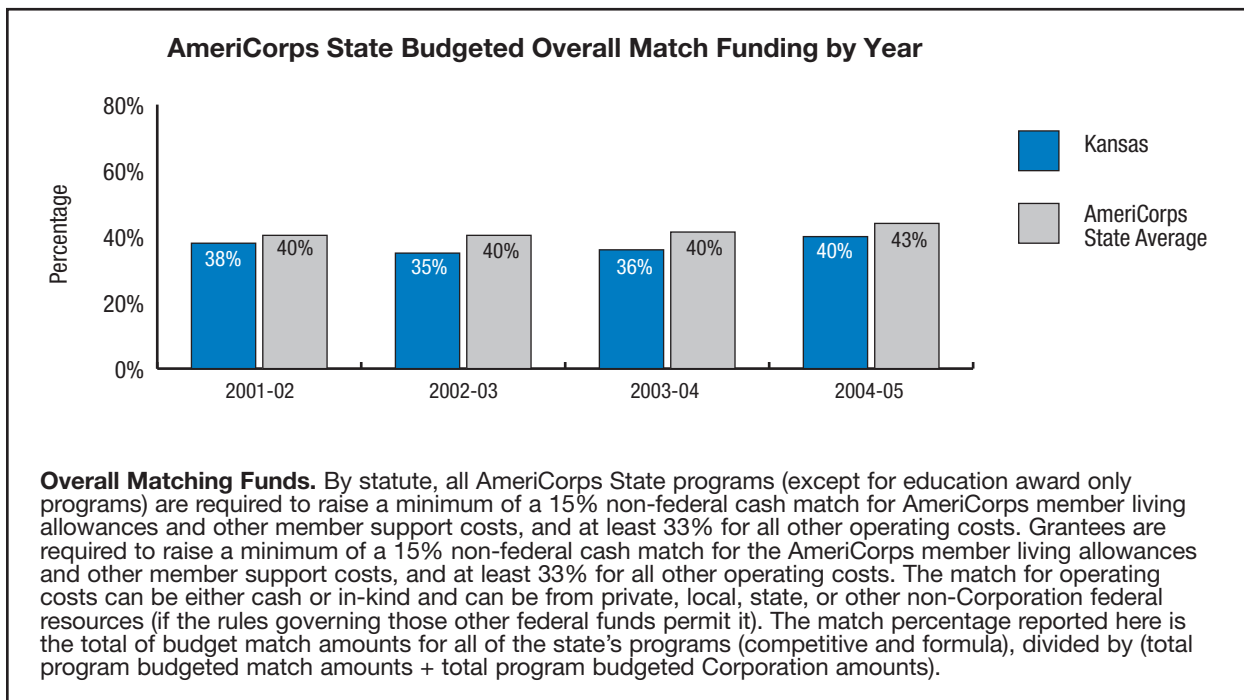


Data Source: Information on number of members and service locations was obtained through State Commission self-report.

<sup>1</sup> Symbol placement is determined by the zip codes where members serve.



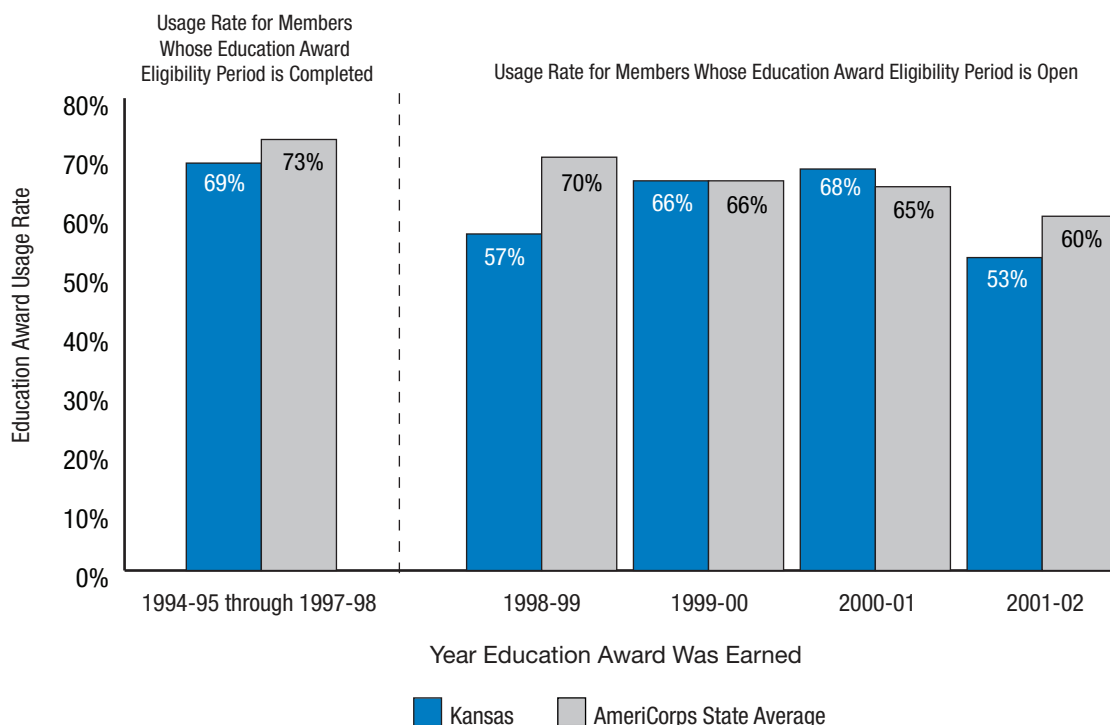
Data Source: Grantsbase and eGrants, as of September 30, 2005.



Data Source: Grantsbase and eGrants, as of September 30, 2005.



**AmeriCorps State Education Award Usage: 1994-2002<sup>1</sup>**



**Education Award.** After successfully completing a term of service, AmeriCorps members who are enrolled in the National Service Trust are eligible to receive an education award. The education award can be used to pay education costs at qualified institutions of higher education or training, or to repay qualified student loans. The award currently is \$4,725 for a year of full-time service, with correspondingly lesser awards for half-time and reduced half-time service. A member has up to seven years after his or her term of service has ended to use the award.

**Education Award Usage.** Education award usage is generated from eSpan. For education award usage rates, we examined awards in which members had 3 or more years to access the award. This decision was based on evidence that most members use the education award within 3 years of earning it.

Data Source: eSPAN, as of September 14, 2005.

<sup>1</sup> For education award usage rates, we examined awards in which members have had three or more years to access the award. This decision was based on evidence that most members use the education award within three years of earning it.

For this report, we have identified members who served in 1994-1995 through 2001-2002 to examine usage rates for education awards.

**1994-1995 through 1997-1998:** Members who served in 1994-1995 through 1997-1998 have completed their seven-year education award eligibility period; because the eligibility period for using the education award is completed, we have aggregated the usage rate for these members.

**1998-1999 through 2001-2002:** Members who served in 1998-1999 through 2001-2002 have at least one year of eligibility left. As former members of these years access their education awards, these data will fluctuate as the awards remain active.

We will continue to track AmeriCorps member education award usage by year, adding an additional year in the “eligibility remaining” portion of the graph. Usage rates may differ from year to year as more earned education award money is withdrawn from members’ Trust accounts. As members end their seven-year period of eligibility they will be added to the “eligibility completed” group.



**Performance Highlights<sup>1</sup> for Kentucky**

**2003-2004**

**EDUCATION**

(3 subgrantees reporting)  
 1,772 students in grades 1-12 received tutoring.  
 131 educational presentations were provided to 2,283 students.  
 200 students participated in out-of-class enrichment programs.

**HUMAN NEEDS**

(3 subgrantees reporting)  
 817 at-risk elderly individuals received in-home assistance.  
 62 home safety assessments were completed for at-risk elderly seniors.  
 713 homeless individuals were assisted in obtaining housing.  
 358 low-income housing units were rehabilitated or constructed.

**COMMUNITY STRENGTHENING**

(5 subgrantees reporting)  
 1,022 at-risk elderly individuals received information about various health issues.  
 29 individuals in need were provided emergency assistance.

**VOLUNTEER LEVERAGING**

(5 subgrantees reporting)  
 62 volunteers were recruited and trained to tutor 270 students.  
 1,592 volunteers were recruited to assist with Habitat for Humanity housing projects.  
 1,545 volunteers were recruited to serve at 5 Repair Affairs.

**MEMBER DEVELOPMENT**

(6 subgrantees reporting)  
 30 members received training or counseling in career development.  
 10 members were trained in CPR, first aid, and emergency response.

**2004-2005**

**EDUCATION**

(4 subgrantees reporting)  
 4,782 students in grades 1-12 received tutoring.  
 60 Read at Home manuals were developed and disseminated to parents of tutored children.

**HUMAN NEEDS**

(3 subgrantees reporting)  
 4,715 individuals received assistance with their prescription programs and Medicare benefits.  
 1,021 individuals received counseling related to health and family matters.  
 535 homeless individuals were assisted in obtaining housing.

**COMMUNITY STRENGTHENING**

(7 subgrantees reporting)  
 100 homes of at-risk elderly individuals were assessed to ensure a safe living environment.  
 22 community events related to health or other human needs were organized by members, benefiting 1,428 individuals.

**VOLUNTEER LEVERAGING**

(7 subgrantees reporting)  
 750 individuals were recruited to write letters to soldiers serving in Iraq.  
 2,004 volunteers were recruited to serve as Guest Readers.  
 335 volunteers were recruited to assist at school field days and health fairs.

**MEMBER DEVELOPMENT**

(7 subgrantees reporting)  
 15 members were trained in CPR, first aid, and emergency response.  
 15 members received training and support in preparation for their post-AmeriCorps job search.

Data Source: All data are aggregates of the data subgrantees report in the AmeriCorps Progress Reports. State Commissions review subgrantees' reports, and then submit approved information to AmeriCorps through the Grantee Progress Reports (GPR). AmeriCorps programs vary in their start and end dates, and not all programs operate during the same timeframe. During any given year the time period of activity reported is between October 1st through September 30th. Any program activity that may have occurred after September 30, 2005 is not captured in this report.

<sup>1</sup> For Kentucky, all 2003-2004 performance highlights are based on Formula and Competitive Award subgrantee self-report (total number of subgrantees for Kentucky in 2003-2004 was 6). For 2004-2005, all performance highlights are based on Formula and Competitive Award subgrantee self-report (total number of subgrantees for Kentucky in 2004-2005 was 7).

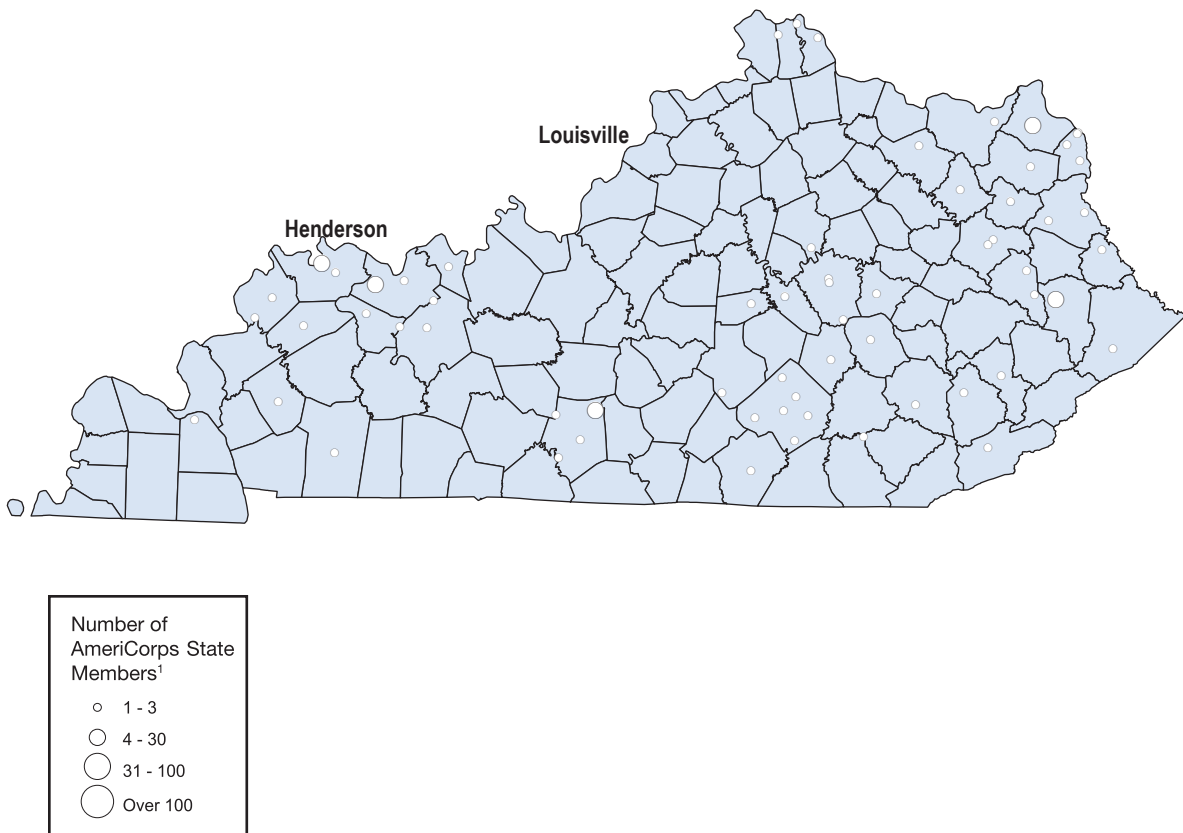


**Kentucky at a Glance: 2003-04**

Number of members serving	101	Overall Funding	\$1,302,561
Fill Rate	99%	Formula Award	\$792,448
Completion Rate	89%	Competitive Award	\$510,113
Number of volunteers leveraged	6,003	Education Award Program Funding	\$0

Data Source: Member data are from eSPAN, as of September 30, 2005; volunteer data are from GPRs, as of January 2006. State financial information, such as awarded Corporation and matching funds, comes from budgets as found in Grantsbase and eGrants, as of September 30, 2005.

**AmeriCorps State Members Serving in Kentucky Counties: 2003-04**



Data Source: Information on number of members and service locations was obtained through State Commission self-report.

1 Symbol placement is determined by the zip codes where members serve.




**Kentucky at a Glance: 2004-05**

Number of members serving	164	Overall Funding	\$2,000,789
Fill Rate	101%	Formula Award	\$1,256,800
Completion Rate	84%	Competitive Award	\$743,989
Number of volunteers leveraged	7,751	Education Award Program Funding	\$0

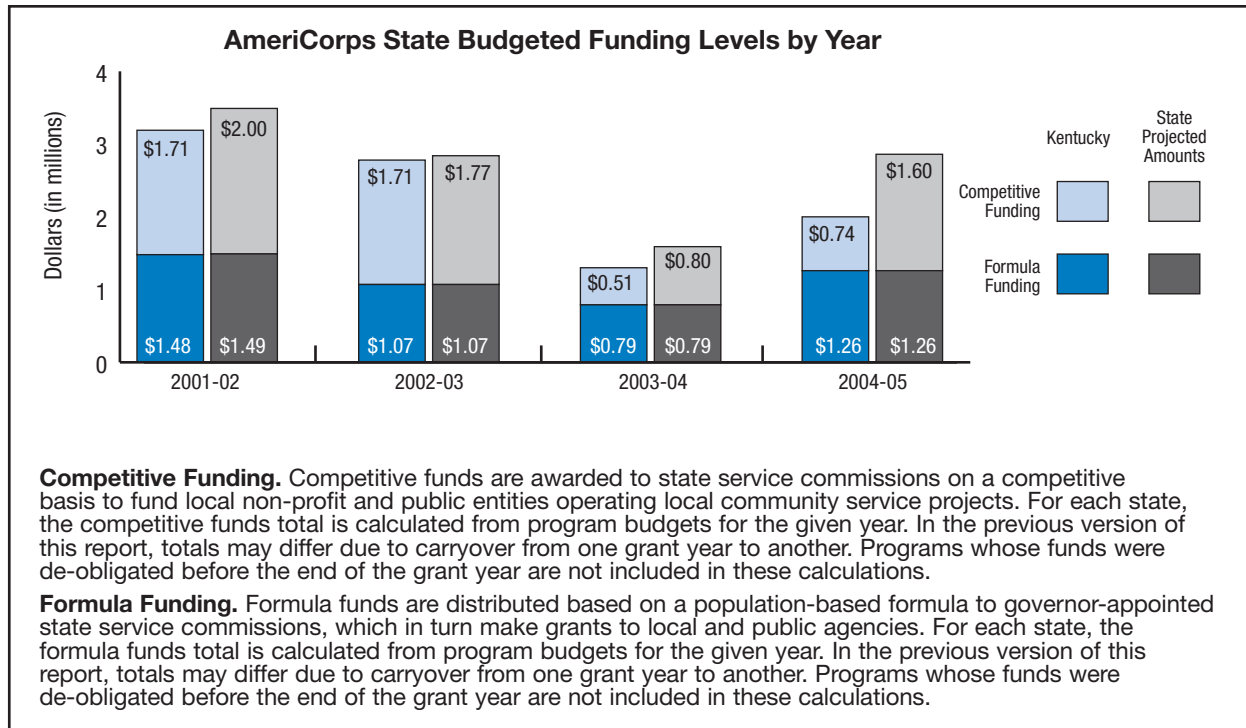
Data Source: Member data are from eSPAN, as of September 30, 2005; volunteer data are from GPRs, as of January 2006. State financial information, such as awarded Corporation and matching funds, comes from budgets as found in Grantsbase and eGrants, as of September 30, 2005.

**AmeriCorps State Members Serving in Kentucky Counties: 2004-05**

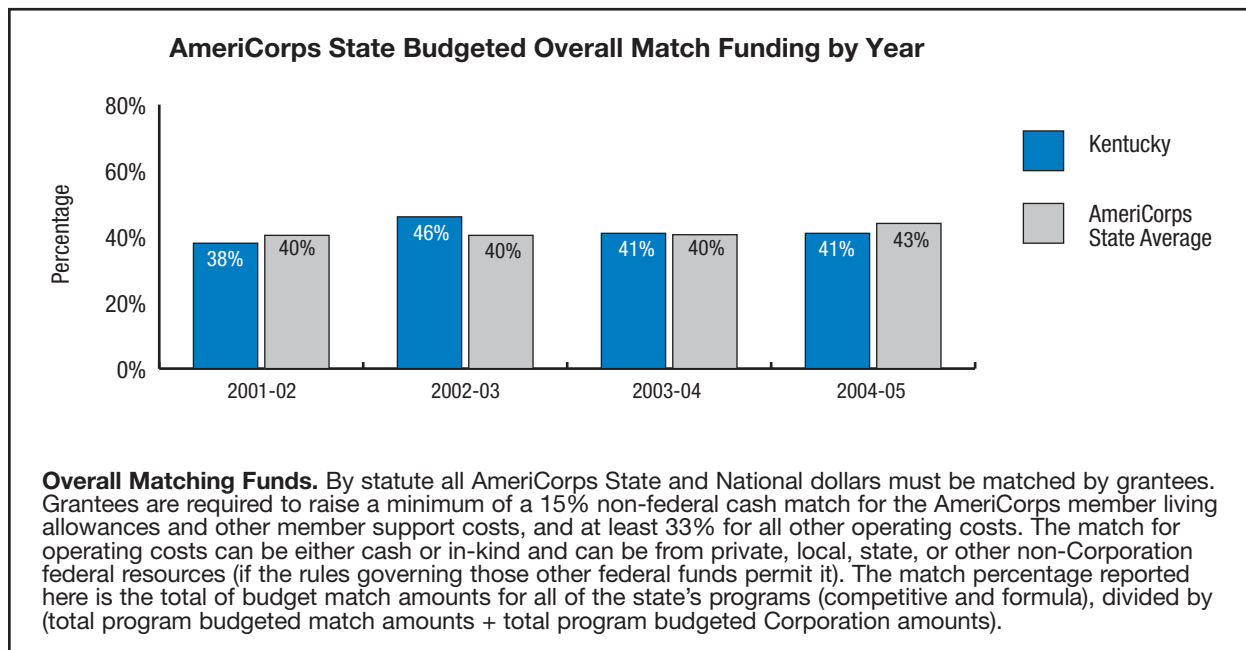


Data Source: Information on number of members and service locations was obtained through State Commission self-report.

<sup>1</sup> Symbol placement is determined by the zip codes where members serve.



Data Source: Grantsbase and eGrants, as of September 30, 2005.

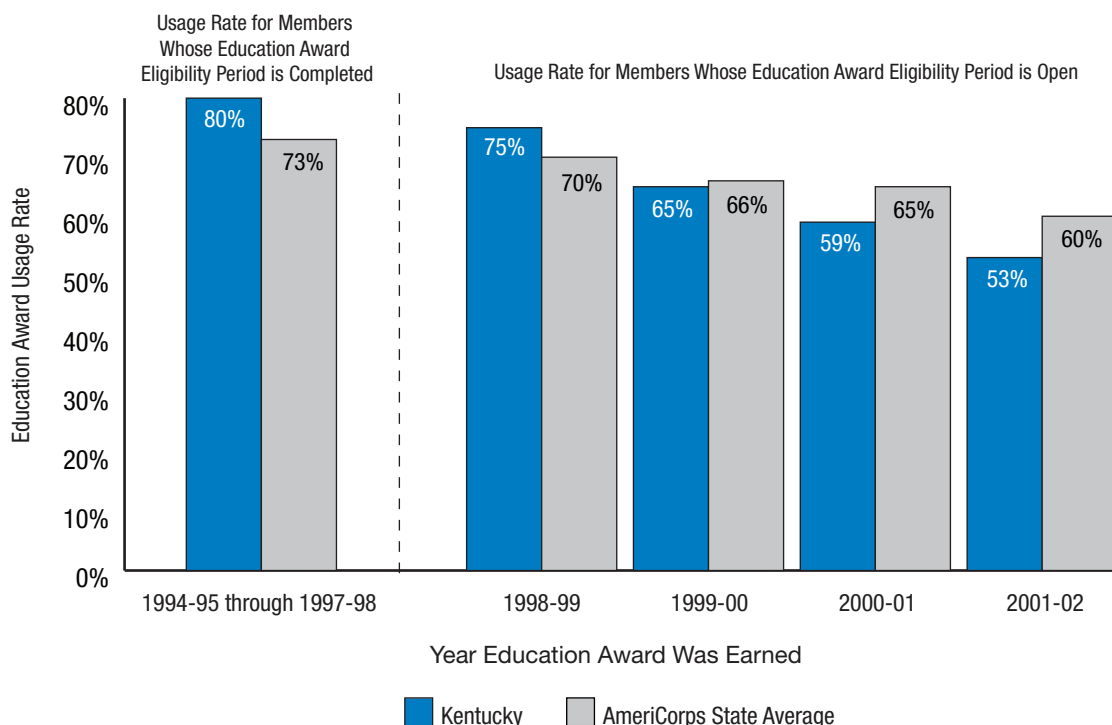


Data Source: Grantsbase and eGrants, as of September 30, 2005.





**AmeriCorps State Education Award Usage: 1994-2002<sup>1</sup>**



**Education Award.** After successfully completing a term of service, AmeriCorps members who are enrolled in the National Service Trust are eligible to receive an education award. The education award can be used to pay education costs at qualified institutions of higher education or training, or to repay qualified student loans. The award currently is \$4,725 for a year of full-time service, with correspondingly lesser awards for half-time and reduced half-time service. A member has up to seven years after his or her term of service has ended to use the award.

**Education Award Usage.** Education award usage is generated from eSpan. For education award usage rates, we examined awards in which members had 3 or more years to access the award. This decision was based on evidence that most members use the education award within 3 years of earning it.

Data Source: eSPAN, as of September 14, 2005.

<sup>1</sup> For education award usage rates, we examined awards in which members have had three or more years to access the award. This decision was based on evidence that most members use the education award within three years of earning it.

For this report, we have identified members who served in 1994-1995 through 2001-2002 to examine usage rates for education awards.

**1994-1995 through 1997-1998:** Members who served in 1994-1995 through 1997-1998 have completed their seven-year education award eligibility period; because the eligibility period for using the education award is completed, we have aggregated the usage rate for these members.

**1998-1999 through 2001-2002:** Members who served in 1998-1999 through 2001-2002 have at least one year of eligibility left. As former members of these years access their education awards, these data will fluctuate as the awards remain active.

We will continue to track AmeriCorps member education award usage by year, adding an additional year in the “eligibility remaining” portion of the graph. Usage rates may differ from year to year as more earned education award money is withdrawn from members’ Trust accounts. As members end their seven-year period of eligibility they will be added to the “eligibility completed” group.



**Performance Highlights<sup>1</sup> for Louisiana**

**2003-2004**

**EDUCATION**

(7 subgrantees reporting)  
 614 students in grades 1-12 received tutoring.  
 263 parents received training in parenting skills development.  
 291 students were mentored or counseled concerning school success or achievement.  
 100 adults were taught GED or basic skills development.

**ENVIRONMENT**

(1 subgrantee reporting)  
 2,592 trees were planted in urban areas or rural towns.  
 18 housing units for low-income or elderly residents were rehabilitated, renovated, and completed.  
 20 miles of trail or road were maintained or cleaned.

**HUMAN NEEDS**

(2 subgrantees reporting)  
 1,262 people were provided case management for health appointments or follow-up scheduling.  
 3,862 adults or children were provided transportation in support of other human service activities.

**COMMUNITY STRENGTHENING**

(8 subgrantees reporting)  
 60 students benefited from service-learning and community education activities conducted by AmeriCorps members.  
 547 people benefited from informational materials that were distributed by AmeriCorps members.

**VOLUNTEER LEVERAGING**

(2 subgrantees reporting)  
 130 volunteers were recruited to facilitate individual access to 37 health care agencies.

**MEMBER DEVELOPMENT**

(5 subgrantees reporting)  
 423 members were trained in technical skills related to carrying out their assignments.  
 232 members received training in life skills such as organizational skills, problem solving, teamwork, leadership, and conflict resolution.  
 142 members were trained in citizenship and civic responsibility.  
 115 members were trained in CPR, first aid, and emergency response.

**2004-2005**

**EDUCATION**

(8 subgrantees reporting)  
 361 students received mentoring or counseling concerning school success or achievement.  
 1,385 students in grades 1-12 received tutoring.  
 40 adults were taught GED or basic skills development.  
 174 parents or families received support in parenting skills development.

**ENVIRONMENT**

(1 subgrantee reporting)  
 9,300 pounds of trash were removed from neighborhoods in the course of clean-up efforts, benefiting 190,000 people.  
 26 miles of trail or road were maintained or cleaned.  
 306 trees were planted in urban areas or rural towns.

**HUMAN NEEDS**

(2 subgrantees reporting)  
 24,000 people were provided case management for health appointments or follow-up scheduling.  
 Many homes of low-income, disabled, or elderly people were rehabilitated by members.

**COMMUNITY STRENGTHENING**

(8 subgrantees reporting)  
 202 people benefited from informational materials that were distributed by AmeriCorps members.  
 249 people benefited from community events, fairs, or benefits related to health or other human needs issues.

**VOLUNTEER LEVERAGING**

(8 subgrantees reporting)  
 412 volunteers were recruited to assist in addressing human needs issues.

**MEMBER DEVELOPMENT**

(8 subgrantees reporting)  
 397 members were trained in technical skills related to carrying out their assignments.  
 250 members received training in life skills such as organizational skills, problem solving, working in teams, leadership, and conflict resolution.  
 80 members were trained in CPR, first aid and emergency response.

Data Source: All data are aggregates of the data subgrantees report in the AmeriCorps Progress Reports. State Commissions review subgrantees' reports, and then submit approved information to AmeriCorps through the Grantee Progress Reports (GPR). AmeriCorps programs vary in their start and end dates, and not all programs operate during the same timeframe. During any given year the time period of activity reported is between October 1st through September 30th. Any program activity that may have occurred after September 30, 2005 is not captured in this report.

<sup>1</sup> For Louisiana, all 2003-2004 performance highlights are based on Formula and Competitive Award subgrantee self-report (total number of subgrantees for Louisiana in 2003-2004 was 9). For 2004-2005, all performance highlights are based on Formula and Competitive Award subgrantee self-report (total number of subgrantees for Louisiana in 2004-2005 was 12).

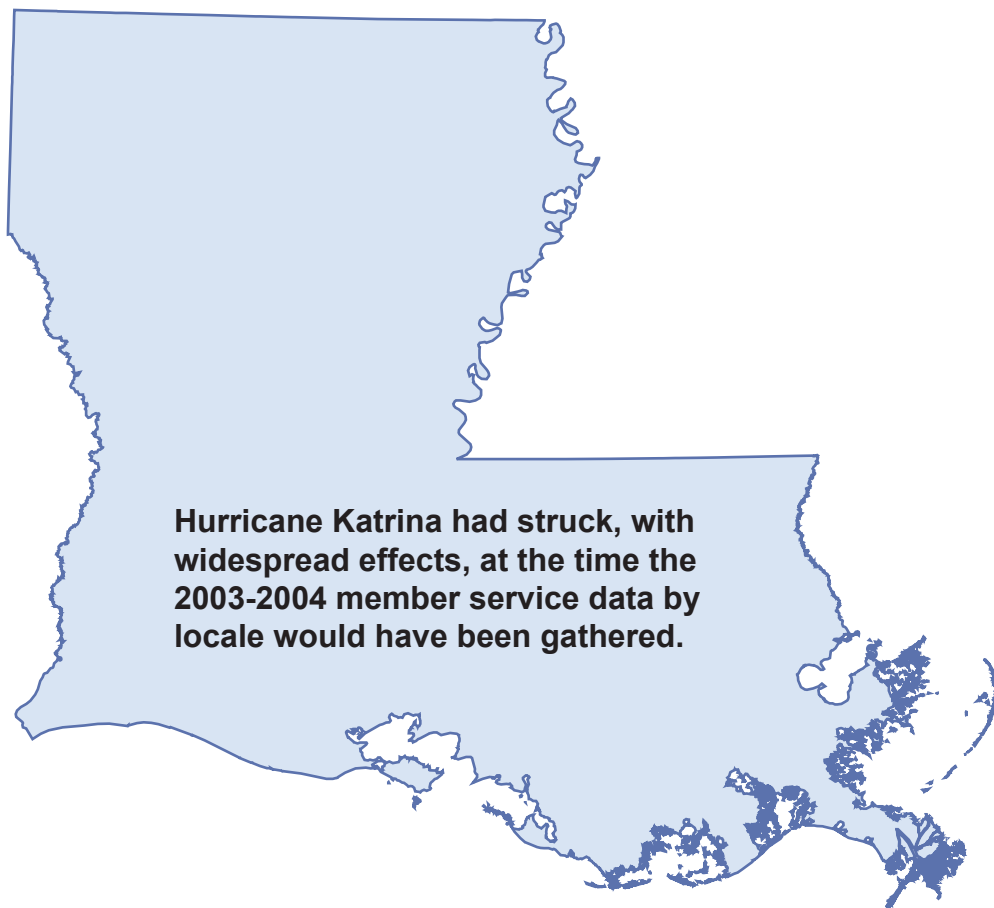


**Louisiana at a Glance: 2003-04**

Number of members serving	172	Overall Funding	\$1,185,881
Fill Rate	99%	Formula Award	\$655,746
Completion Rate	78%	Competitive Award	\$530,135
Number of volunteers leveraged	874	Education Award Program Funding	\$0

Data Source: Member data are from eSPAN, as of September 30, 2005; volunteer data are from GPRs, as of January 2006. State financial information, such as awarded Corporation and matching funds, comes from budgets as found in Grantsbase and eGrants, as of September 30, 2005.

**AmeriCorps State Members Serving in Louisiana Counties: 2003-04**



Data Source: Information on number of members and service locations was obtained through State Commission self-report.

1 Symbol placement is determined by the zip codes where members serve.

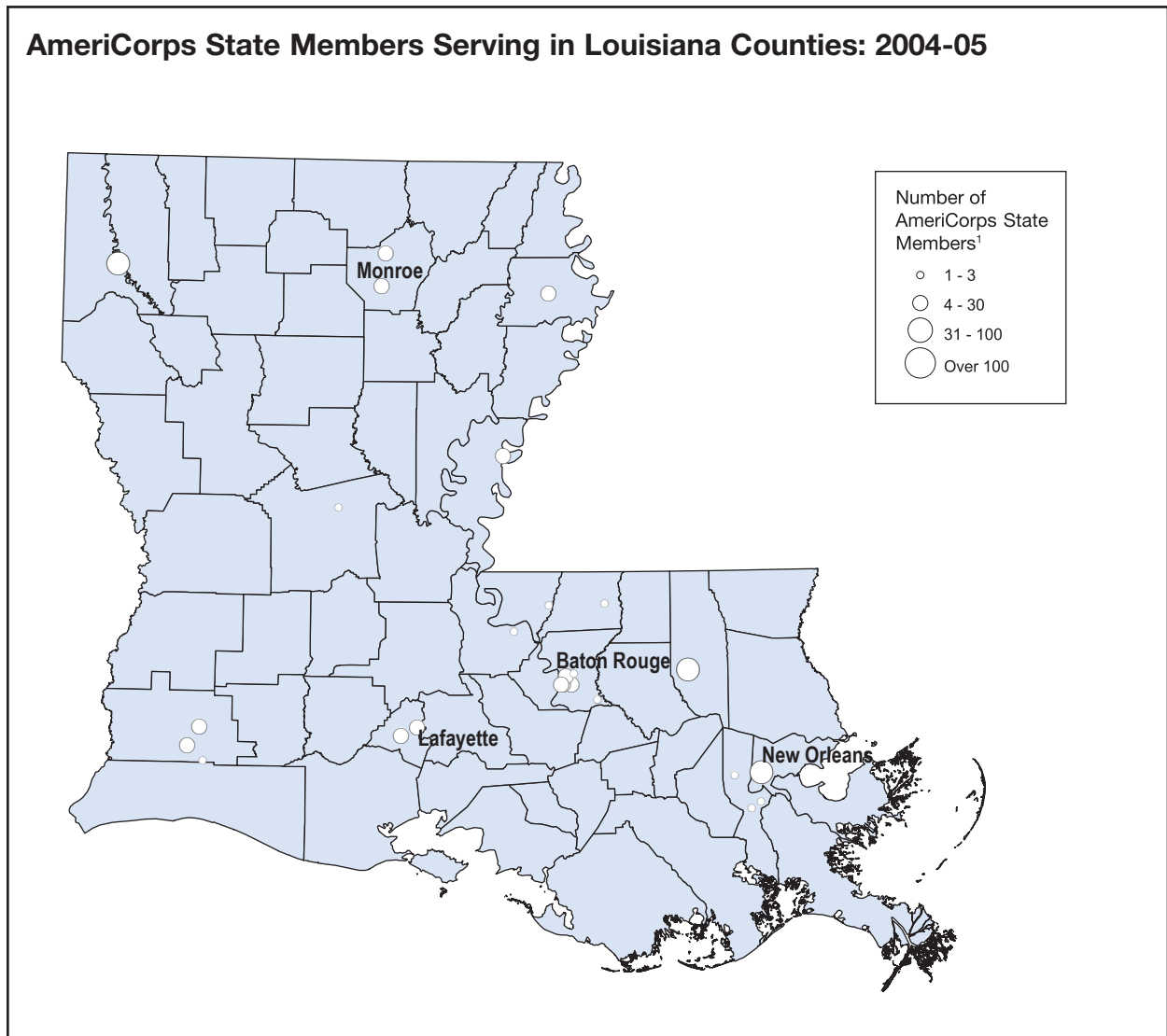


**Louisiana at a Glance: 2004-05**

Number of members serving	370	Overall Funding	\$1,955,375
Fill Rate	90%	Formula Award	\$1,361,349
Completion Rate	75%	Competitive Award	\$594,026
Number of volunteers leveraged	1,700	Education Award Program Funding	\$0

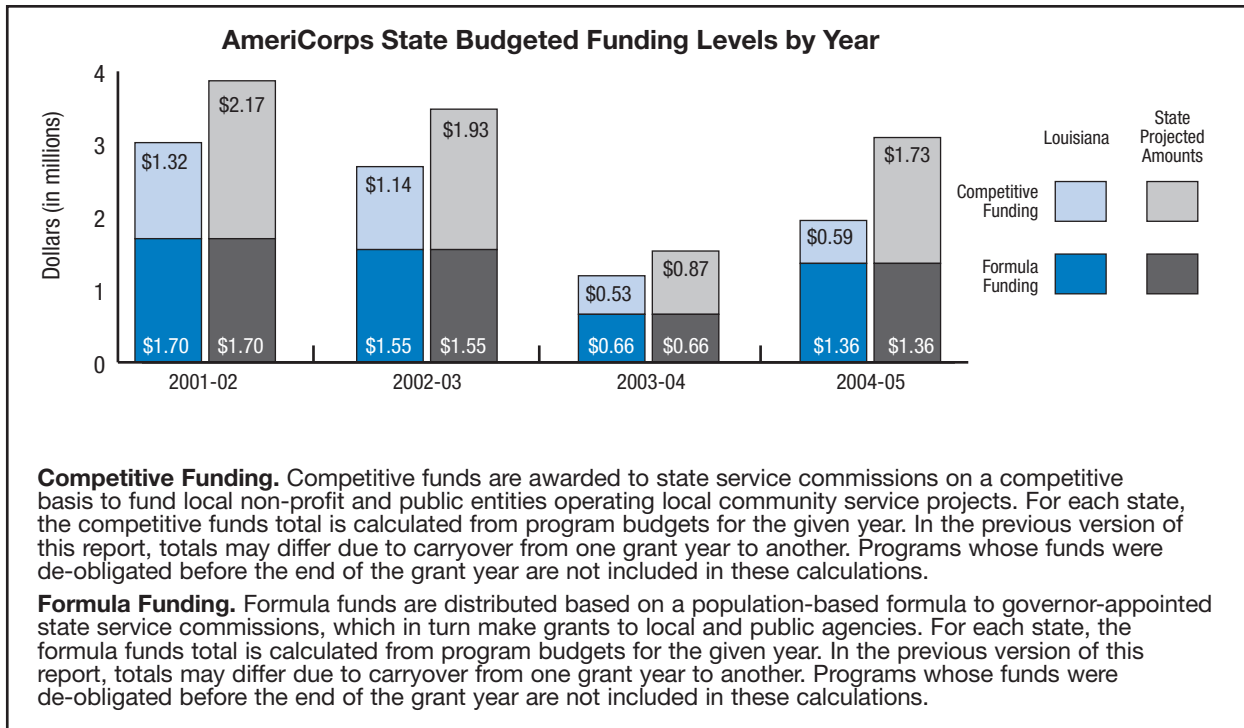
Data Source: Member data are from eSPAN, as of September 30, 2005; volunteer data are from GPRs, as of January 2006. State financial information, such as awarded Corporation and matching funds, comes from budgets as found in Grantsbase and eGrants, as of September 30, 2005.

**AmeriCorps State Members Serving in Louisiana Counties: 2004-05**

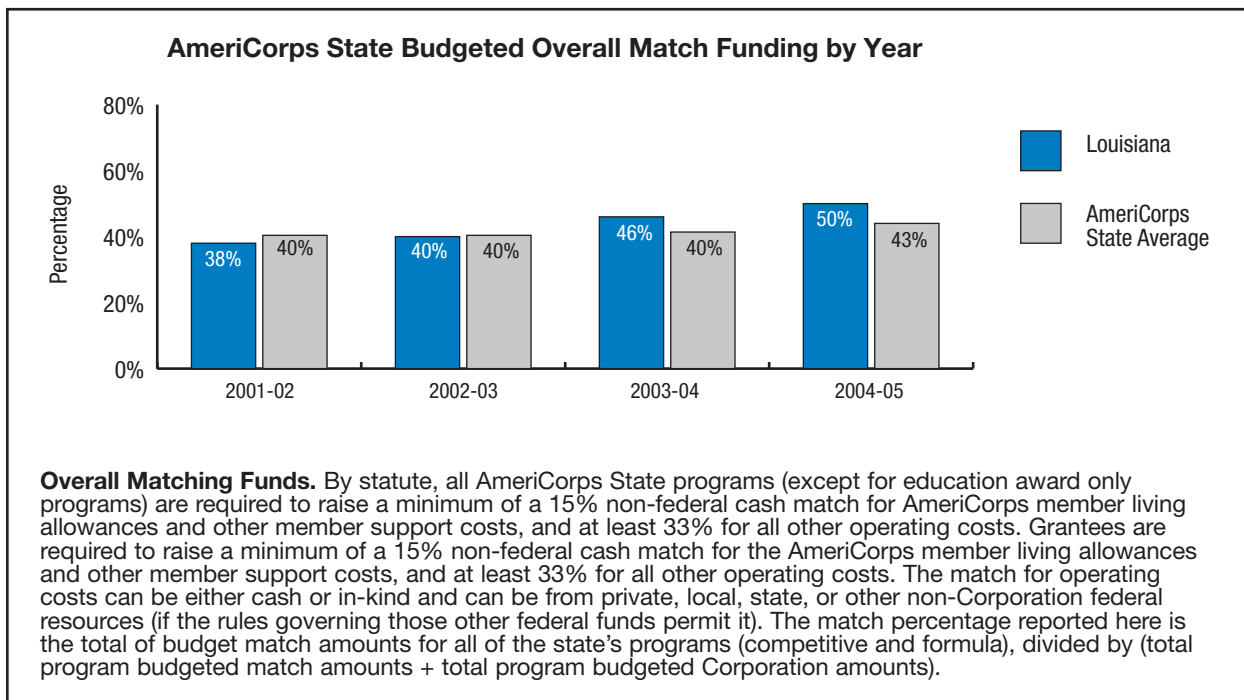


Data Source: Information on number of members and service locations was obtained through State Commission self-report.

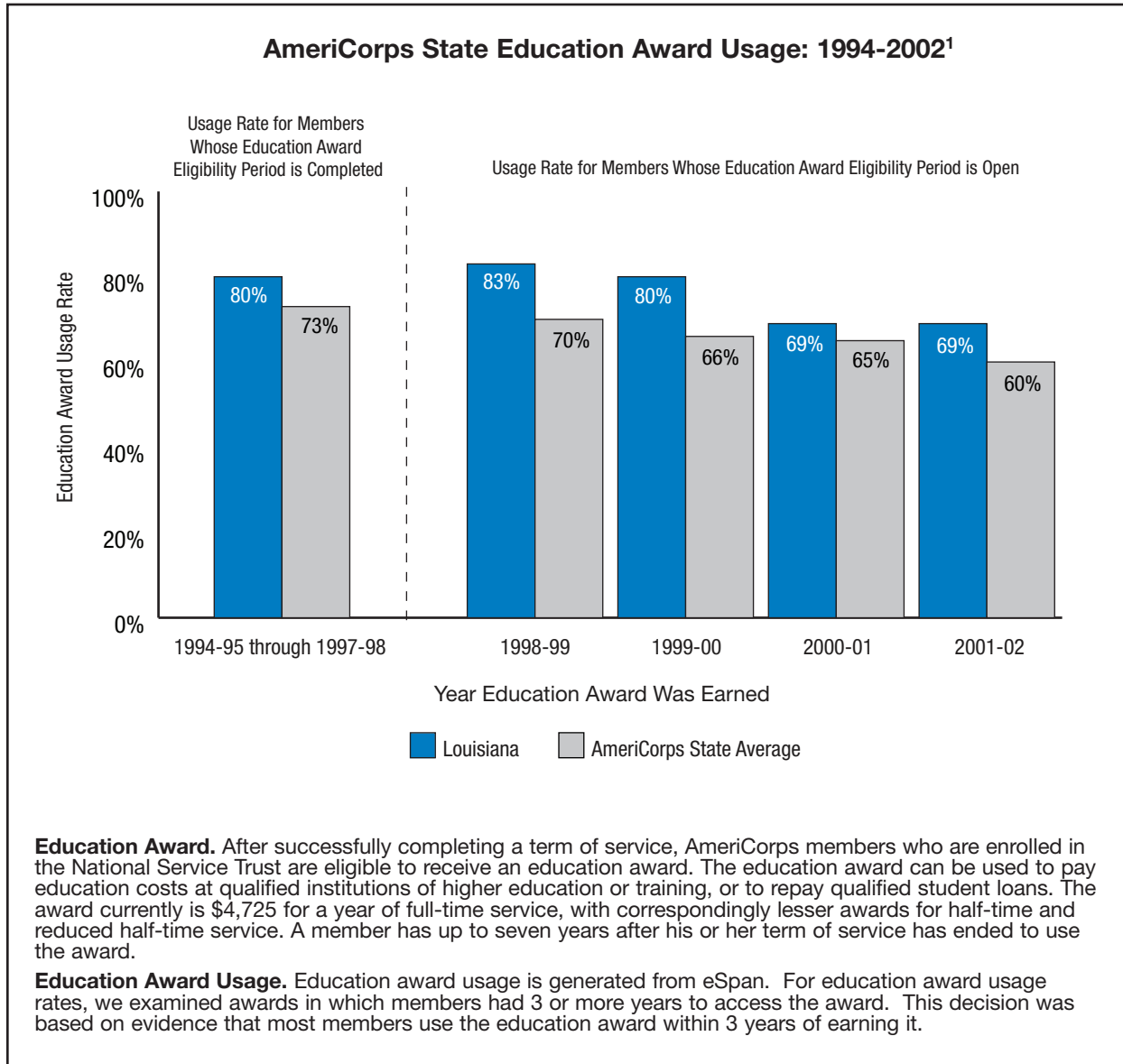
1 Symbol placement is determined by the zip codes where members serve.



Data Source: Grantsbase and eGrants, as of September 30, 2005.



Data Source: Grantsbase and eGrants, as of September 30, 2005.



Data Source: eSPAN, as of September 14, 2005.

<sup>1</sup> For education award usage rates, we examined awards in which members have had three or more years to access the award. This decision was based on evidence that most members use the education award within three years of earning it.

For this report, we have identified members who served in 1994-1995 through 2001-2002 to examine usage rates for education awards.

**1994-1995 through 1997-1998:** Members who served in 1994-1995 through 1997-1998 have completed their seven-year education award eligibility period; because the eligibility period for using the education award is completed, we have aggregated the usage rate for these members.

**1998-1999 through 2001-2002:** Members who served in 1998-1999 through 2001-2002 have at least one year of eligibility left. As former members of these years access their education awards, these data will fluctuate as the awards remain active.

We will continue to track AmeriCorps member education award usage by year, adding an additional year in the "eligibility remaining" portion of the graph. Usage rates may differ from year to year as more earned education award money is withdrawn from members' Trust accounts. As members end their seven-year period of eligibility they will be added to the "eligibility completed" group.



**Performance Highlights<sup>1</sup> for Maine**

**2003-2004**

**EDUCATION**

(1 subgrantee reporting)  
1,296 students benefited from 53 service-learning and community education activities conducted by AmeriCorps members.

**HUMAN NEEDS**

(2 subgrantees reporting)  
16 homes were weatherized, benefiting 27 people.  
50 houses were renovated to improve energy efficiency.

**COMMUNITY STRENGTHENING**

(2 subgrantees reporting)  
1,784 people received information and materials regarding affordable housing distributed by AmeriCorps members.

**VOLUNTEER LEVERAGING**

(2 subgrantees reporting)  
96 volunteers were recruited to assist in addressing human needs.

**MEMBER DEVELOPMENT**

(2 subgrantees reporting)  
17 members received training in technical skills related to carrying out their assignments.  
6 members were trained in life skills, such as organizational skills, problem solving, teamwork, and leadership.

**2004-2005**

**EDUCATION**

(1 subgrantee reporting)  
1,026 students benefited from service-learning and community education activities conducted by members.

**ENVIRONMENT**

(1 subgrantee reporting)  
12,392 students attended 95 environmental education presentations provided by AmeriCorps members.

**HUMAN NEEDS**

(4 subgrantees reporting)  
293 seniors and disabled individuals received independent living assistance.  
503 people's specific support needs were assessed or identified.  
147 homes were weatherized, benefiting 164 people.  
126 homes were renovated, benefiting 143 low-income residents.

**COMMUNITY STRENGTHENING**

(5 subgrantees reporting)  
91 public or community buildings were assessed for repairs, benefiting 344 people.  
20,787 people received information about community services.

**VOLUNTEER LEVERAGING**

(5 subgrantees reporting)  
499 volunteers were recruited to assist in addressing human needs.  
53 volunteers were recruited to address health needs.

**MEMBER DEVELOPMENT**

(5 subgrantees reporting)  
70 members received training in technical skills related to carrying out their assignments.  
59 members were trained in life skills, such as organizational skills, problem solving, teamwork, and leadership.

Data Source: All data are aggregates of the data subgrantees report in the AmeriCorps Progress Reports. State Commissions review subgrantees' reports, and then submit approved information to AmeriCorps through the Grantee Progress Reports (GPR). AmeriCorps programs vary in their start and end dates, and not all programs operate during the same timeframe. During any given year the time period of activity reported is between October 1st through September 30th. Any program activity that may have occurred after September 30, 2005 is not captured in this report.

1 For Maine, all 2003-2004 performance highlights are based on Formula and Competitive Award subgrantee self-report (total number of subgrantees for Maine in 2003-2004 was 3). For 2004-2005, all performance highlights are based on Formula and Competitive Award subgrantee self-report (total number of subgrantees for Maine in 2004-2005 was 5).

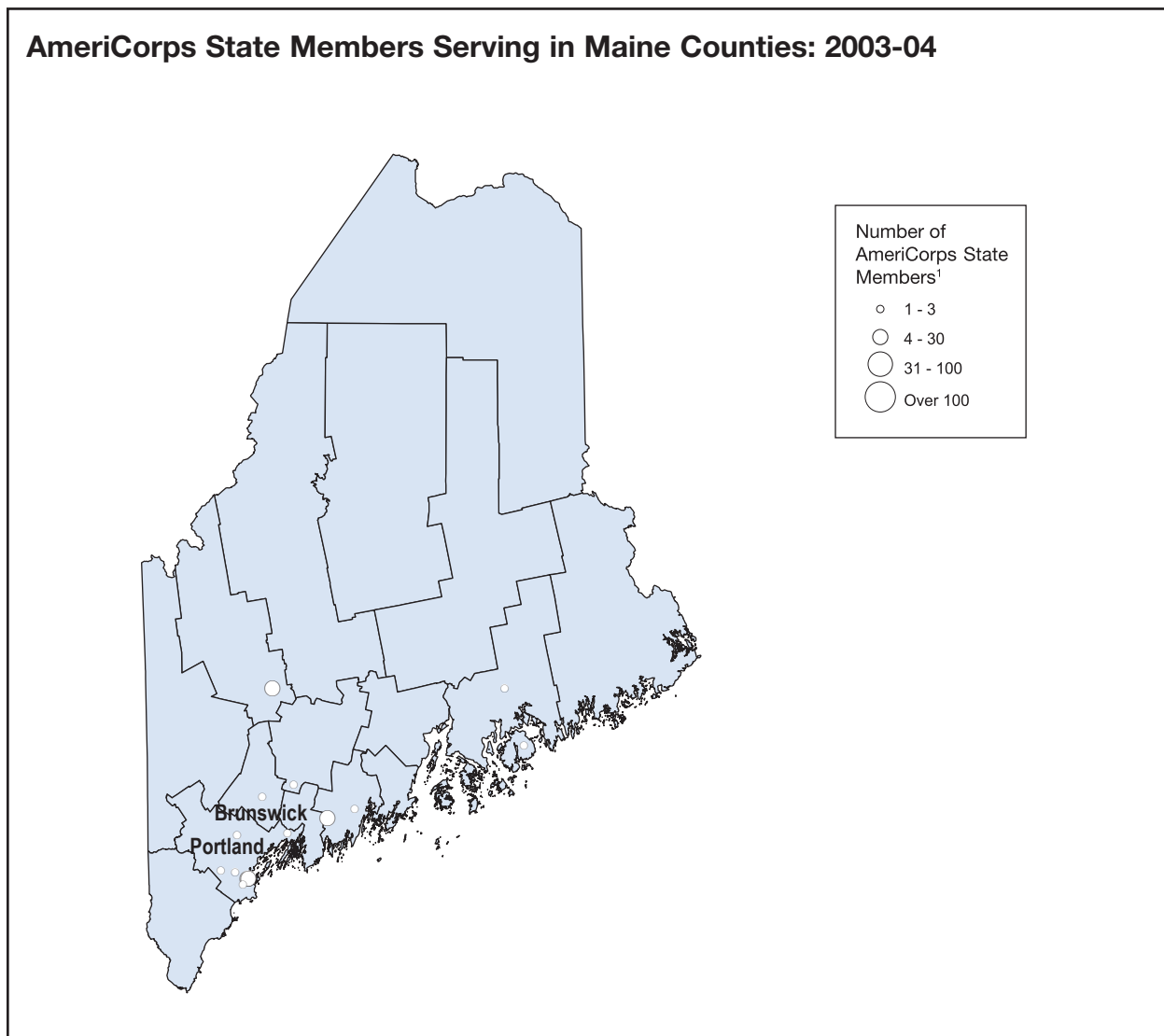


**Maine at a Glance: 2003-04**

Number of members serving	72	Overall Funding	\$751,600
Fill Rate	70%	Formula Award	\$431,600
Completion Rate	84%	Competitive Award	\$320,000
Number of volunteers leveraged	1,083	Education Award Program Funding	\$0

Data Source: Member data are from eSPAN, as of September 30, 2005; volunteer data are from GPRs, as of January 2006. State financial information, such as awarded Corporation and matching funds, comes from budgets as found in Grantsbase and eGrants, as of September 30, 2005.

**AmeriCorps State Members Serving in Maine Counties: 2003-04**



Data Source: Information on number of members and service locations was obtained through State Commission self-report.

1 Symbol placement is determined by the zip codes where members serve.



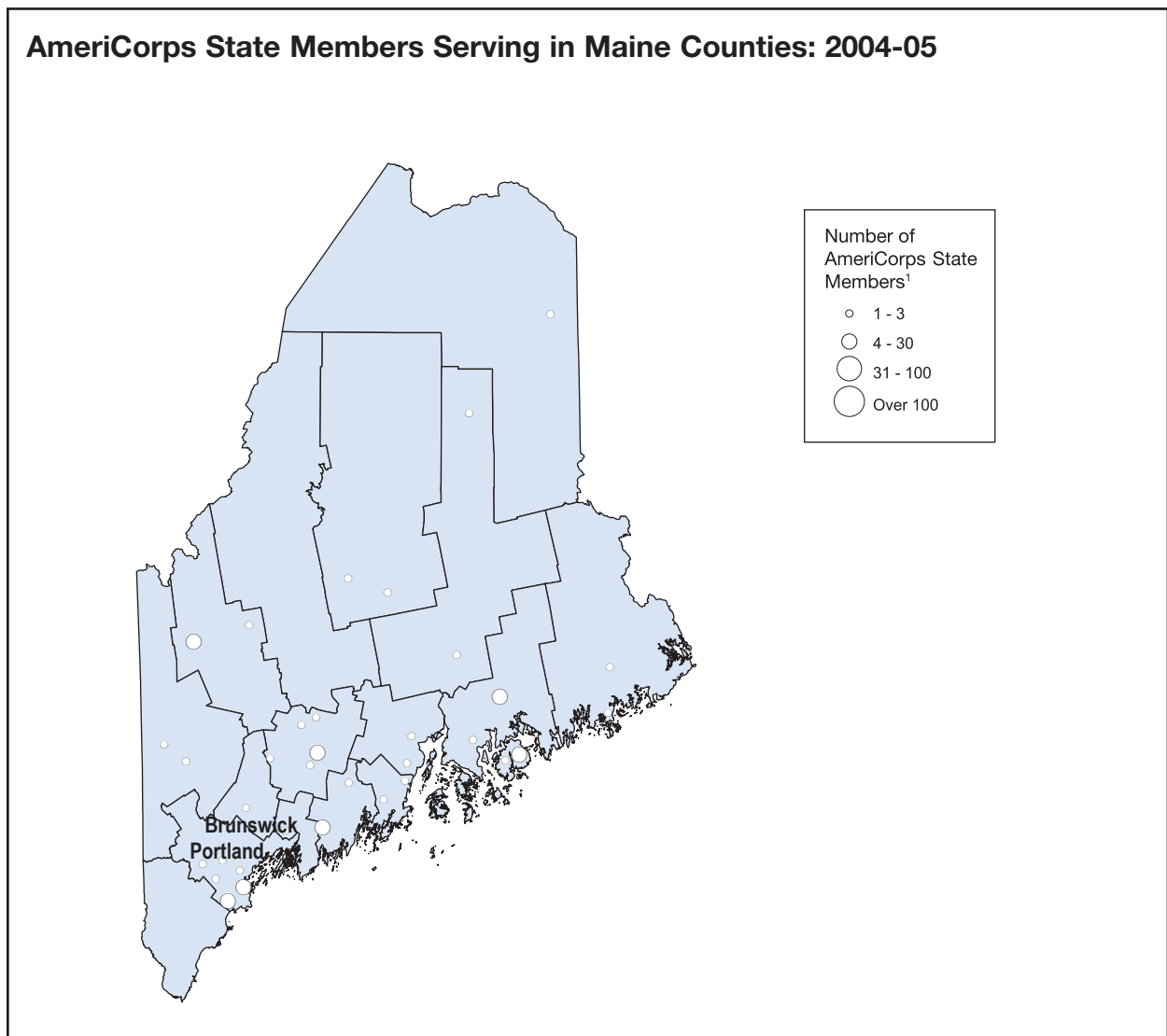


**Maine at a Glance: 2004-05**

Number of members serving	86	Overall Funding	\$737,485
Fill Rate	85%	Formula Award	\$427,486
Completion Rate	91%	Competitive Award	\$309,999
Number of volunteers leveraged	6,230	Education Award Program Funding	\$0

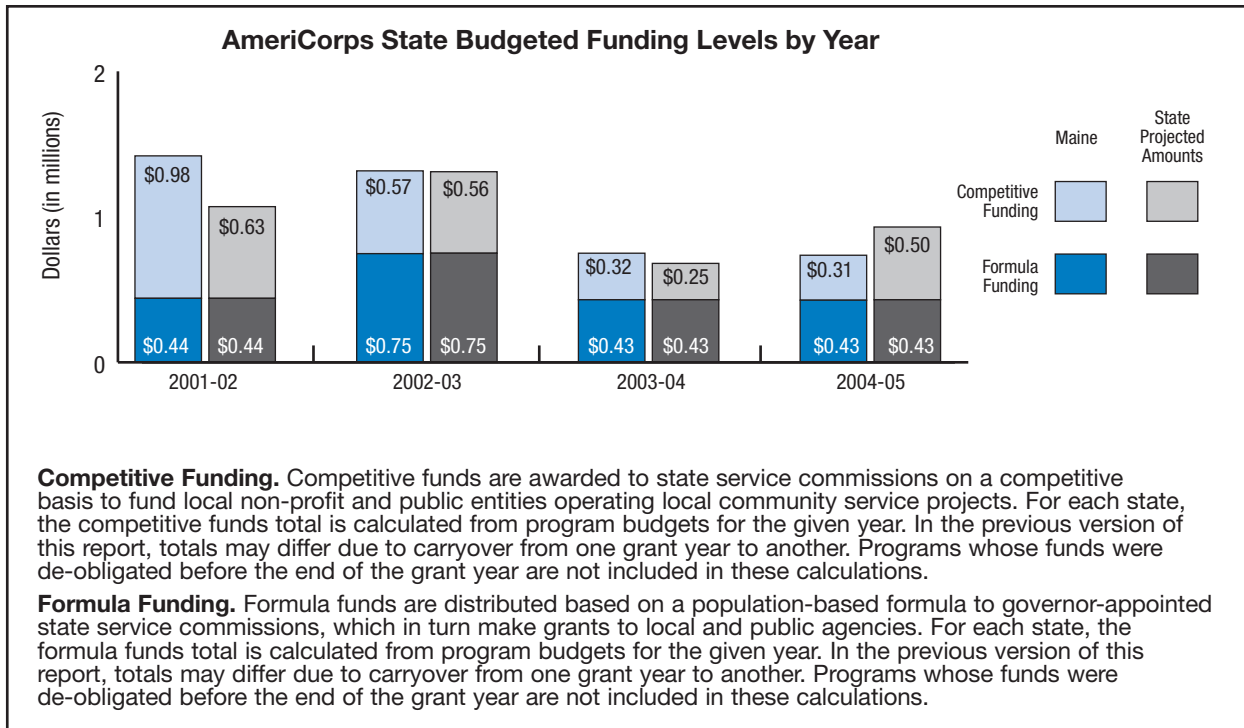
Data Source: Member data are from eSPAN, as of September 30, 2005; volunteer data are from GPRs, as of January 2006. State financial information, such as awarded Corporation and matching funds, comes from budgets as found in Grantsbase and eGrants, as of September 30, 2005.

**AmeriCorps State Members Serving in Maine Counties: 2004-05**

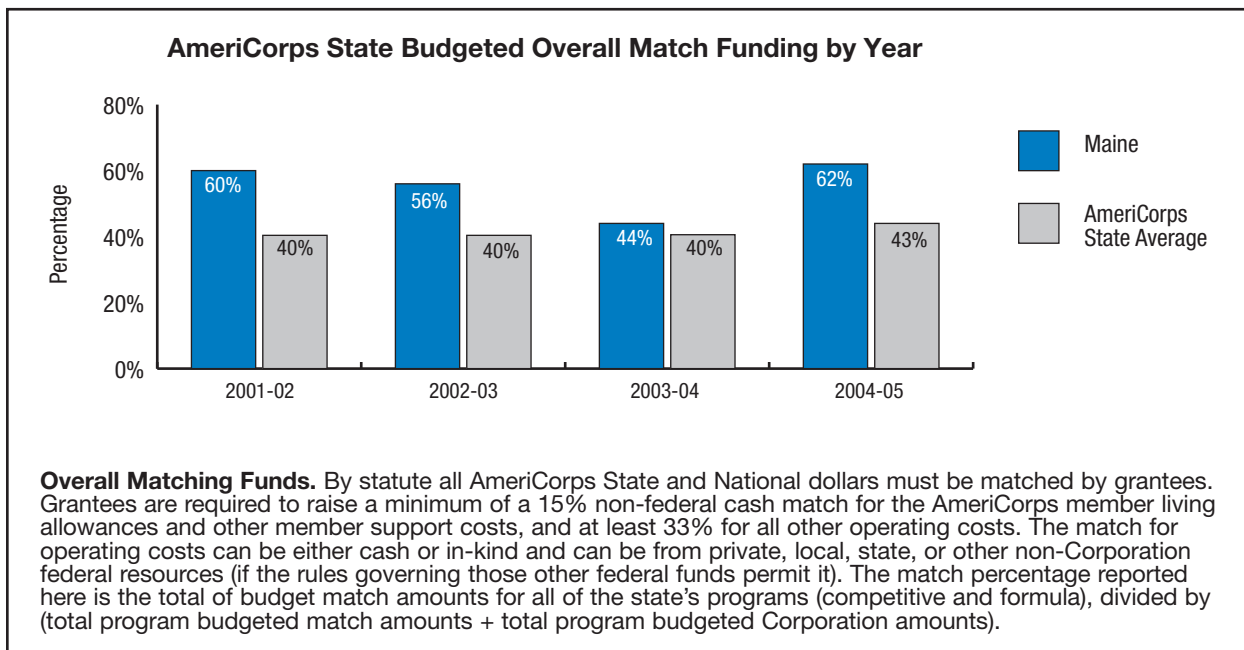


Data Source: Information on number of members and service locations was obtained through State Commission self-report.

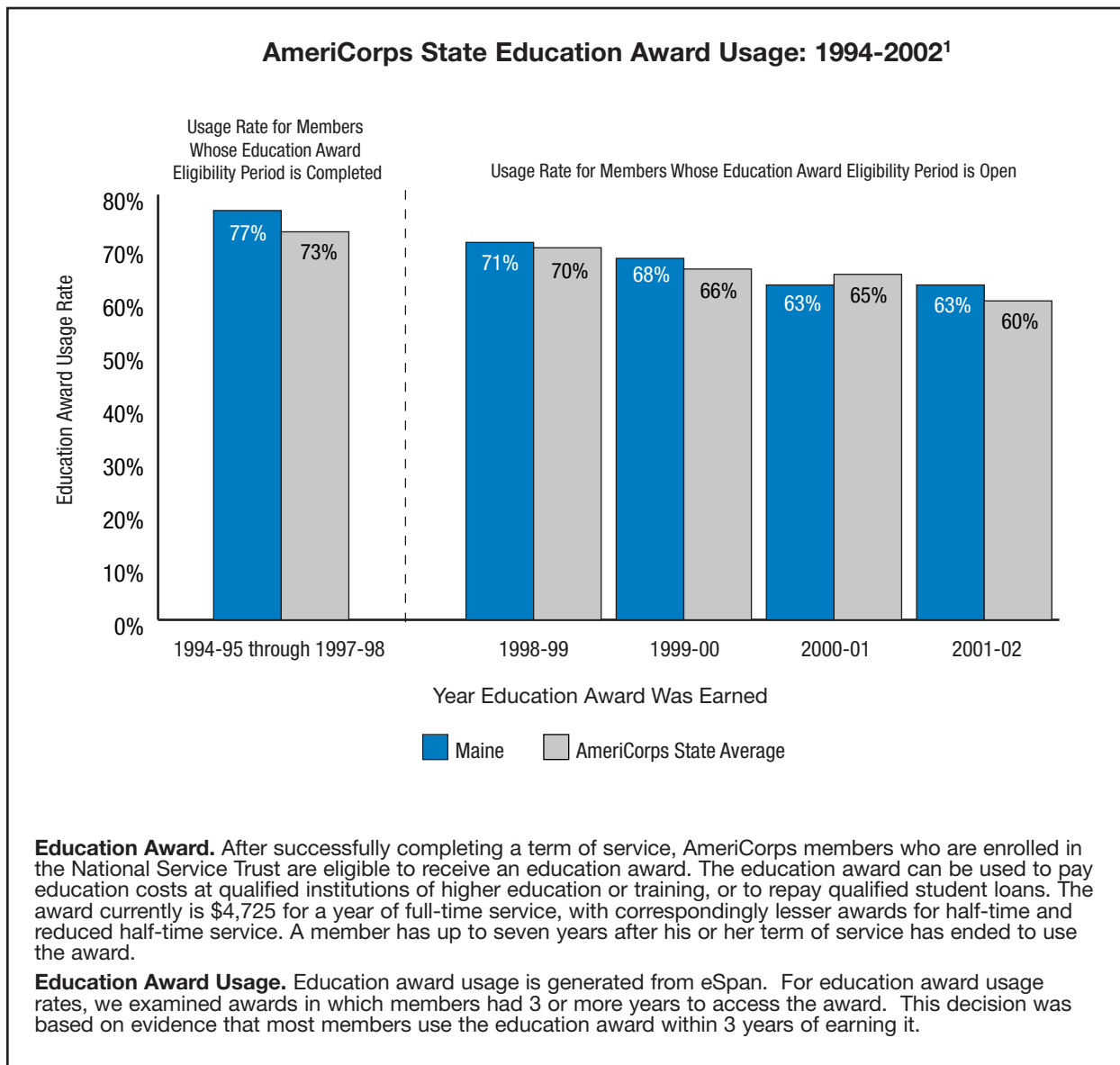
1 Symbol placement is determined by the zip codes where members serve.



Data Source: Grantsbase and eGrants, as of September 30, 2005.



Data Source: Grantsbase and eGrants, as of September 30, 2005.



Data Source: eSPAN, as of September 14, 2005.

<sup>1</sup> For education award usage rates, we examined awards in which members have had three or more years to access the award. This decision was based on evidence that most members use the education award within three years of earning it.

For this report, we have identified members who served in 1994-1995 through 2001-2002 to examine usage rates for education awards.

**1994-1995 through 1997-1998:** Members who served in 1994-1995 through 1997-1998 have completed their seven-year education award eligibility period; because the eligibility period for using the education award is completed, we have aggregated the usage rate for these members.

**1998-1999 through 2001-2002:** Members who served in 1998-1999 through 2001-2002 have at least one year of eligibility left. As former members of these years access their education awards, these data will fluctuate as the awards remain active.

We will continue to track AmeriCorps member education award usage by year, adding an additional year in the “eligibility remaining” portion of the graph. Usage rates may differ from year to year as more earned education award money is withdrawn from members’ Trust accounts. As members end their seven-year period of eligibility they will be added to the “eligibility completed” group.



**Performance Highlights<sup>1</sup> for Maryland**

**2003-2004**

**EDUCATION**

(8 subgrantees reporting)  
 3,807 students in grades 1-12 received tutoring.  
 203 adults received instruction in GED or basic skills development.  
 10,887 students received mentoring/counseling in academic success or achievement.  
 10,762 students benefited from service-learning and community education activities.

**ENVIRONMENT**

(2 subgrantees reporting)  
 24 acres of habitat were restored or conserved, benefiting 30,000 people.  
 50 trees were planted, benefiting 5,000 people.

**HUMAN NEEDS**

(3 subgrantees reporting)  
 20 people were counseled concerning job development or placement.  
 10 people benefited from members' renovation of low-income housing units.

**COMMUNITY STRENGTHENING**

(9 subgrantees reporting)  
 5,654 pounds of goods were packed for a food bank and clothing distribution center, benefiting 330 people.  
 13,835 people received information regarding community services.  
 10,732 individuals benefited from after-school activities organized and conducted by members.

**VOLUNTEER LEVERAGING**

(9 subgrantees reporting)  
 118 volunteers were recruited for tutoring or other educational purposes.  
 1,142 volunteers were trained, placed, and followed-up as they engaged in a variety of services.

**MEMBER DEVELOPMENT**

(10 subgrantees reporting)  
 230 members received career development training or counseling.  
 74 members were trained in CPR, first aid, and emergency response.  
 244 members received training in technical skills related to carrying out their assignments.

**2004-2005**

**EDUCATION**

(9 subgrantees reporting)  
 9,519 students received mentoring/counseling in academic success or achievement.  
 1,454 students in grades 1-12 received tutoring.  
 5,275 students benefited from service-learning and community education activities.

**ENVIRONMENT**

(3 subgrantees reporting)  
 377 acres of public lands were restored or conserved, benefiting 14,800 people.  
 11,190 trees were planted in wildlands, parks, and urban areas.  
 17 neighborhood gardens were planted.  
 16 trainings on safety and preventing environmental problems were provided, benefiting 196 people.

**HUMAN NEEDS**

(8 subgrantees reporting)  
 444 seniors and disabled individuals received independent living assistance.  
 996 people were provided access to health care and diagnosis.  
 18,659 pounds of food were distributed, benefiting 978 people.

**COMMUNITY STRENGTHENING**

(18 subgrantees reporting)  
 12,829 participants benefited from after-school sports and violence avoidance activities.

**VOLUNTEER LEVERAGING**

(18 subgrantees reporting)  
 17,772 volunteers were trained, placed, and followed-up as they engaged in a variety of services.

**MEMBER DEVELOPMENT**

(15 subgrantees reporting)  
 418 members received training in technical skills related to carrying out their assignments.  
 257 members received career development training or counseling.  
 195 members were trained in life skills, such as organizational skills, problem solving, teamwork, and leadership.  
 180 members were trained in CPR, first aid, and emergency response.

Data Source: All data are aggregates of the data subgrantees report in the AmeriCorps Progress Reports. State Commissions review subgrantees' reports, and then submit approved information to AmeriCorps through the Grantee Progress Reports (GPR). AmeriCorps programs vary in their start and end dates, and not all programs operate during the same timeframe. During any given year the time period of activity reported is between October 1st through September 30th. Any program activity that may have occurred after September 30, 2005 is not captured in this report.

<sup>1</sup> For Maryland, all 2003-2004 performance highlights are based on Formula and Competitive Award subgrantee self-report (total number of subgrantees for Maryland in 2003-2004 was 17). For 2004-2005, all performance highlights are based on Formula and Competitive Award subgrantee self-report (total number of subgrantees for Maryland in 2004-2005 was 18).

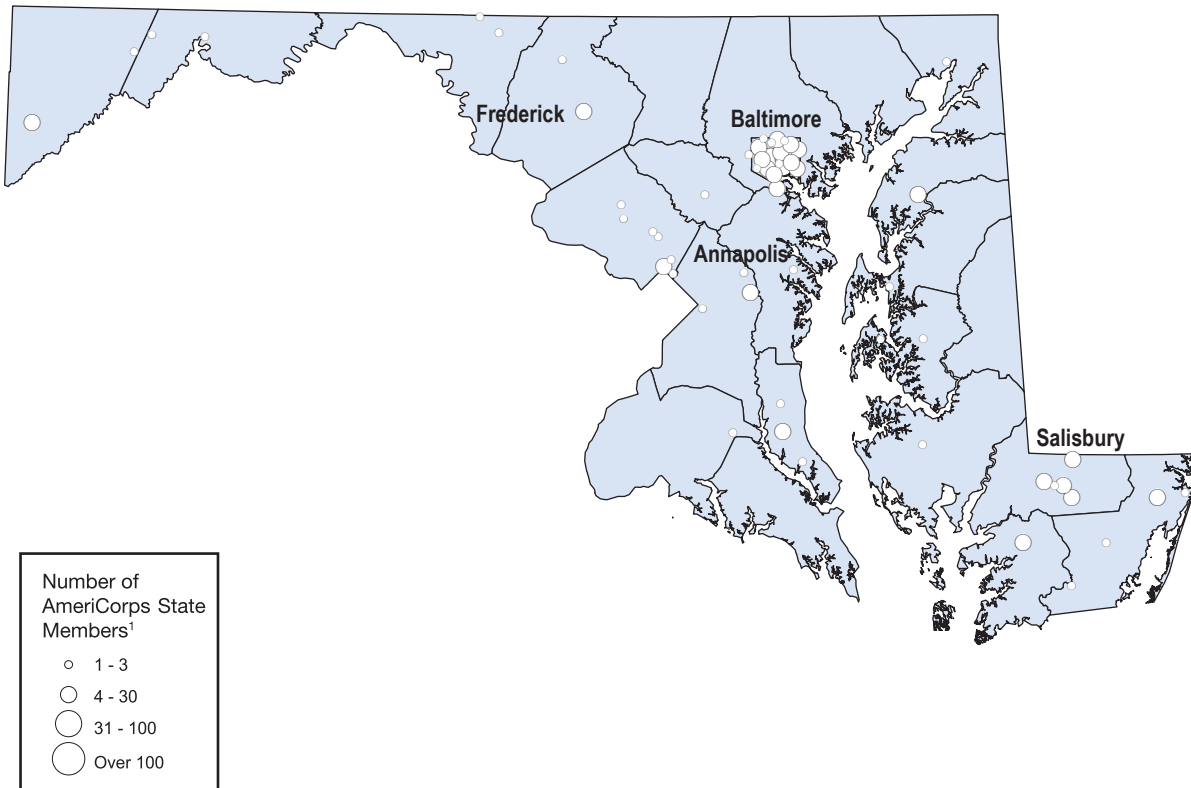


**Maryland at a Glance: 2003-04**

Number of members serving	354	Overall Funding	\$2,120,061
Fill Rate	95%	Formula Award	\$1,399,734
Completion Rate	86%	Competitive Award	\$720,327
Number of volunteers leveraged	7,460	Education Award Program Funding	\$0

Data Source: Member data are from eSPAN, as of September 30, 2005; volunteer data are from GPRs, as of January 2006. State financial information, such as awarded Corporation and matching funds, comes from budgets as found in Grantsbase and eGrants, as of September 30, 2005.

**AmeriCorps State Members Serving in Maryland Counties: 2003-04**



Data Source: Information on number of members and service locations was obtained through State Commission self-report.

<sup>1</sup> Symbol placement is determined by the zip codes where members serve.

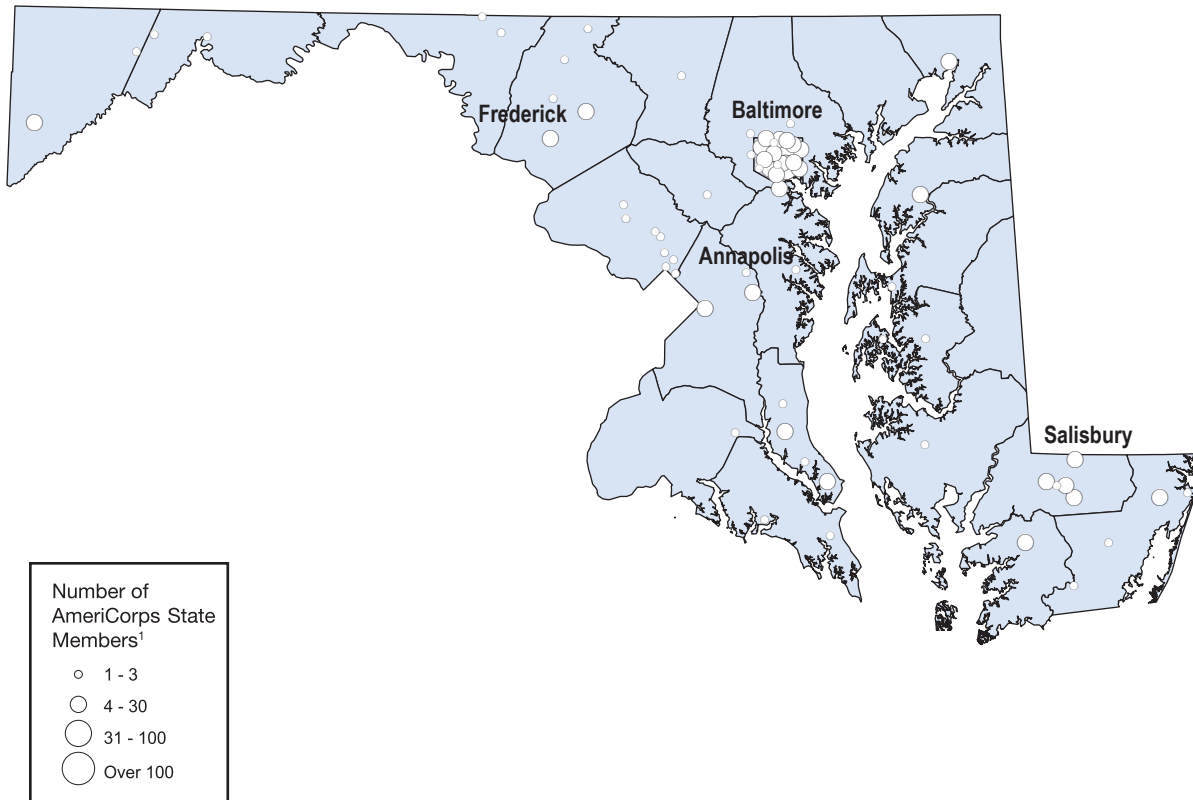


**Maryland at a Glance: 2004-05**

Number of members serving	580	Overall Funding	\$3,722,863
Fill Rate	83%	Formula Award	\$1,693,971
Completion Rate	82%	Competitive Award	\$2,028,892
Number of volunteers leveraged	23,772	Education Award Program Funding	\$0

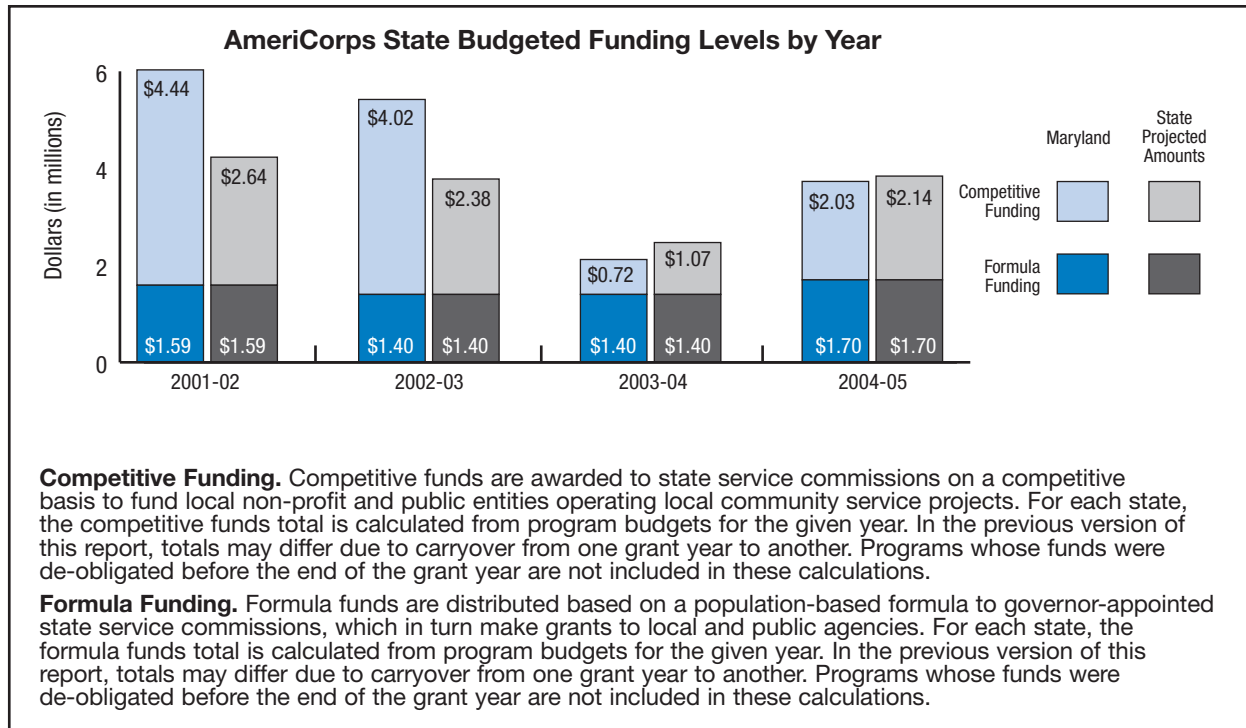
Data Source: Member data are from eSPAN, as of September 30, 2005; volunteer data are from GPRs, as of January 2006. State financial information, such as awarded Corporation and matching funds, comes from budgets as found in Grantsbase and eGrants, as of September 30, 2005.

**AmeriCorps State Members Serving in Maryland Counties: 2004-05**

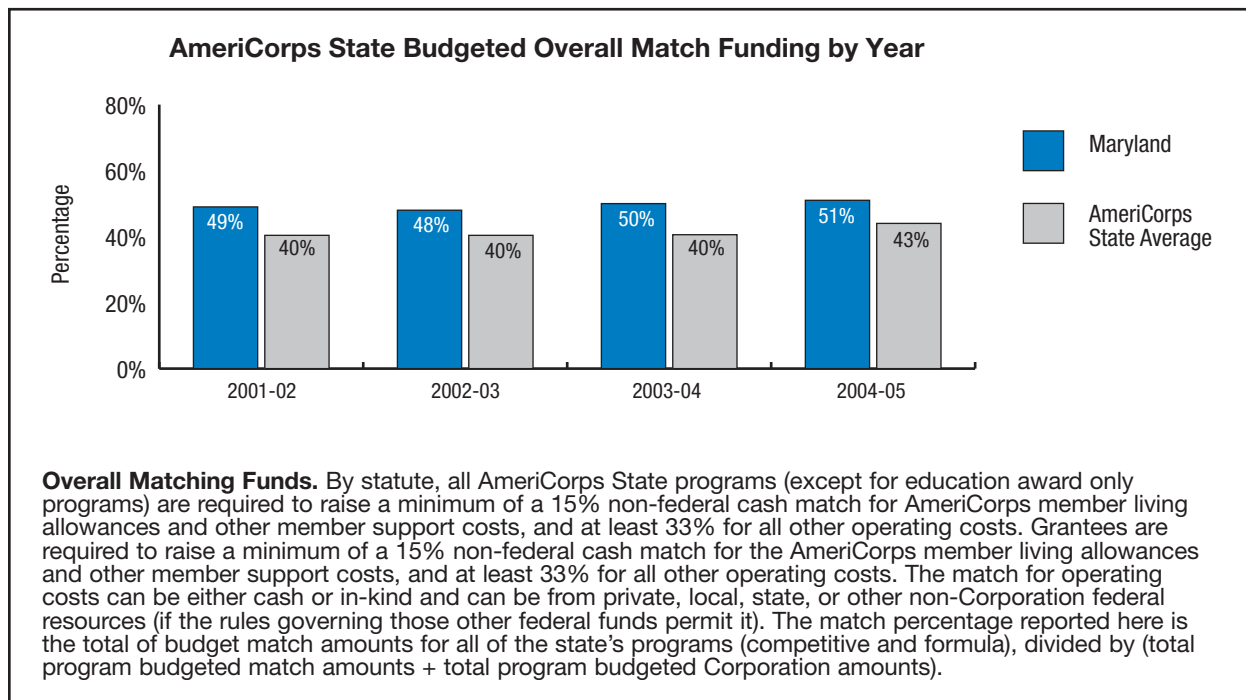


Data Source: Information on number of members and service locations was obtained through State Commission self-report.

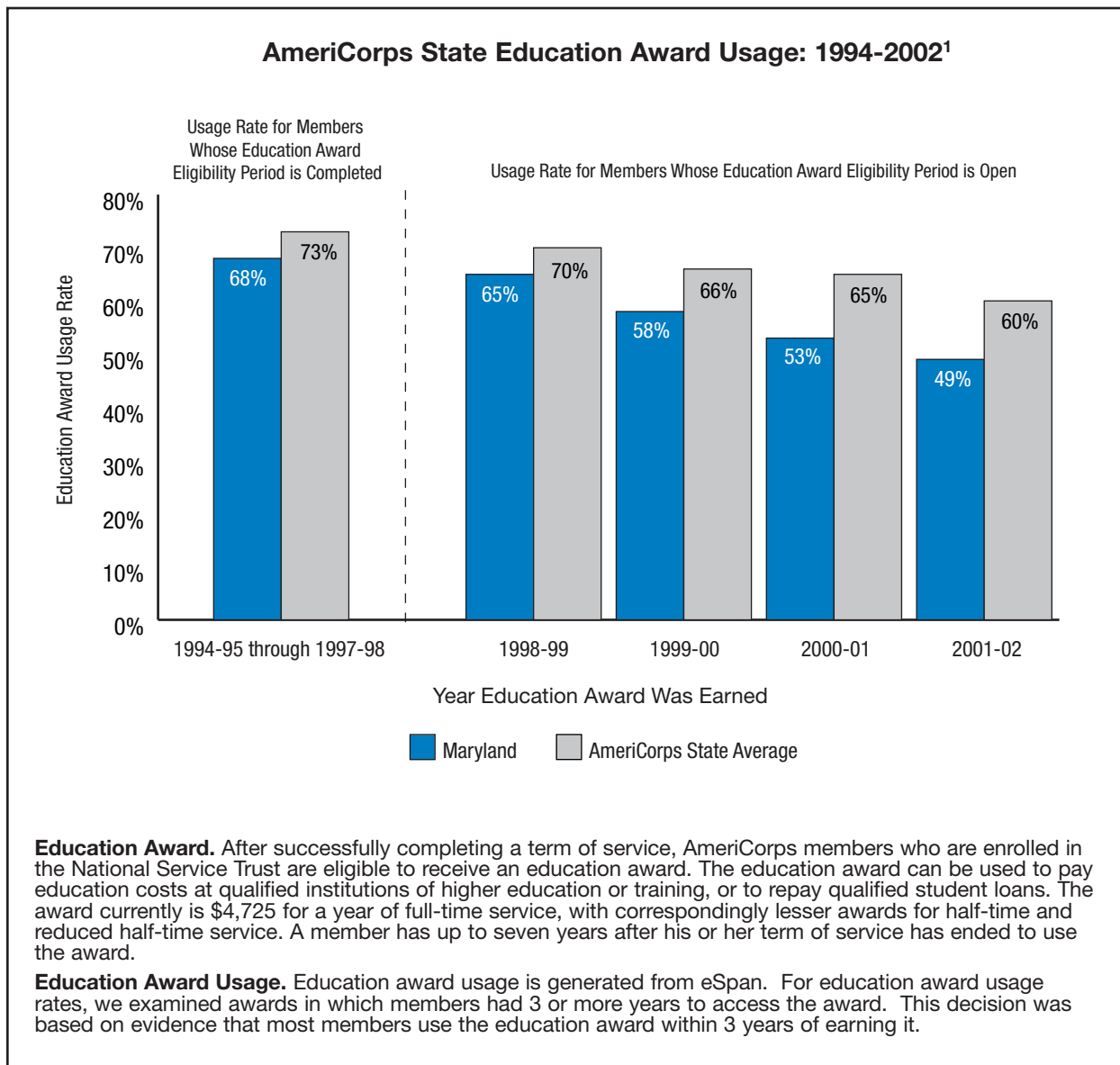
1 Symbol placement is determined by the zip codes where members serve.



Data Source: Grantsbase and eGrants, as of September 30, 2005.



Data Source: Grantsbase and eGrants, as of September 30, 2005.



Data Source: eSPAN, as of September 14, 2005.

<sup>1</sup> For education award usage rates, we examined awards in which members have had three or more years to access the award. This decision was based on evidence that most members use the education award within three years of earning it.

For this report, we have identified members who served in 1994-1995 through 2001-2002 to examine usage rates for education awards.

**1994-1995 through 1997-1998:** Members who served in 1994-1995 through 1997-1998 have completed their seven-year education award eligibility period; because the eligibility period for using the education award is completed, we have aggregated the usage rate for these members.

**1998-1999 through 2001-2002:** Members who served in 1998-1999 through 2001-2002 have at least one year of eligibility left. As former members of these years access their education awards, these data will fluctuate as the awards remain active.

We will continue to track AmeriCorps member education award usage by year, adding an additional year in the “eligibility remaining” portion of the graph. Usage rates may differ from year to year as more earned education award money is withdrawn from members’ Trust accounts. As members end their seven-year period of eligibility they will be added to the “eligibility completed” group.





**Performance Highlights<sup>1</sup> for Massachusetts**

**2003-2004**

**EDUCATION**

(6 subgrantees reporting)  
 2,646 students received mentoring or counseling concerning school success or achievement.  
 2,010 students in grades 1-12 received tutoring.  
 861 students benefited from in-class enrichment sessions provided by members.

**ENVIRONMENT**

(2 subgrantees reporting)  
 82 miles of trail or road were maintained or cleaned.  
 160,000 acres of habitat or land were restored or conserved.

**HOMELAND SECURITY**

(1 subgrantee reporting)  
 228 people attended community outreach events and disaster preparedness classes that were organized and staffed by AmeriCorps members.

**HUMAN NEEDS**

(4 subgrantees reporting)  
 1,514 people were counseled on issues related to health and family matters.  
 25 pregnant women were provided access to prenatal care, screening, and health services.  
 6,701 people were provided health care screening, diagnosis, and referral to follow-up services.

**COMMUNITY STRENGTHENING**

(11 subgrantees reporting)  
 9,035 people benefited from members distributing information regarding community services.

**VOLUNTEER LEVERAGING**

(11 subgrantees reporting)  
 255 volunteers were recruited to assist in addressing human needs.  
 258 volunteers were recruited for tutoring or other educational purposes.

**MEMBER DEVELOPMENT**

(11 subgrantees reporting)  
 294 members were trained in life skills, such as organizational skills, problem solving, and leadership.  
 50 members were trained in CPR, first aid, emergency response.

**2004-2005**

**EDUCATION**

(10 subgrantees reporting)  
 256 students received mentoring or counseling concerning school success or achievement.  
 3,073 students in grades 1-12 received tutoring.  
 3,402 students benefited from in-class enrichment sessions provided by members.

**ENVIRONMENT**

(5 subgrantees reporting)  
 32 miles of trail or road were maintained and cleaned.  
 10 acres of habitat or land were restored and conserved.

**HUMAN NEEDS**

(8 subgrantees reporting)  
 1,818 people were counseled on health and family issues.  
 467 people were counseled concerning substance abuse prevention or related issues.  
 106 pregnant women were provided access to prenatal care, screening, and health services.  
 20,736 people were provided health care screening, diagnosis, and follow-up for needed care.

**PUBLIC SAFETY**

(1 subgrantee reporting)  
 220 participants benefited from after-school sports and violence avoidance activities.

**COMMUNITY STRENGTHENING**

(18 subgrantees reporting)  
 16,471 people received information on community services.  
 12 health fairs were organized through member collaboration with community groups.  
 1,535 people were trained in CPR.  
 2,000 people received safety training on environmental hazards.

**VOLUNTEER LEVERAGING**

(18 subgrantees reporting)  
 524 volunteers were recruited to assist in addressing human needs.  
 405 volunteers were recruited for tutoring or other educational purposes.

**MEMBER DEVELOPMENT**

(19 subgrantees reporting)  
 265 members were trained in life skills, such as organizational skills, problem solving, and leadership.

Data Source: All data are aggregates of the data subgrantees report in the AmeriCorps Progress Reports. State Commissions review subgrantees' reports, and then submit approved information to AmeriCorps through the Grantee Progress Reports (GPR). AmeriCorps programs vary in their start and end dates, and not all programs operate during the same timeframe. During any given year the time period of activity reported is between October 1st through September 30th. Any program activity that may have occurred after September 30, 2005 is not captured in this report.

<sup>1</sup> For Massachusetts, all 2003-2004 performance highlights are based on Formula and Competitive Award subgrantee self-report (total number of subgrantees for Massachusetts in 2003-2004 was 11). For 2004-2005, all performance highlights are based on Formula and Competitive Award subgrantee self-report (total number of subgrantees for Massachusetts in 2004-2005 was 19).

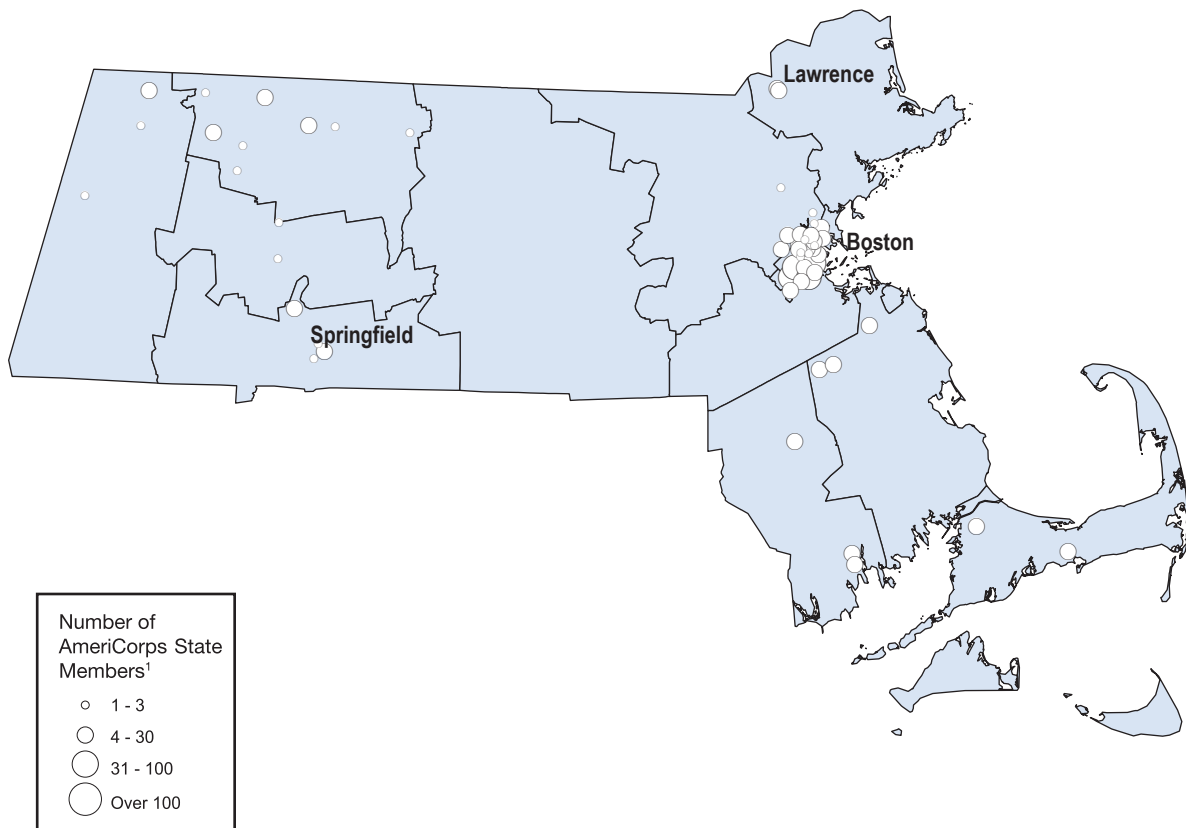


**Massachusetts at a Glance: 2003-04**

Number of members serving	352	Overall Funding	\$3,206,918
Fill Rate	93%	Formula Award	\$1,241,600
Completion Rate	88%	Competitive Award	\$1,965,318
Number of volunteers leveraged	5,526	Education Award Program Funding	\$0

Data Source: Member data are from eSPAN, as of September 30, 2005; volunteer data are from GPRs, as of January 2006. State financial information, such as awarded Corporation and matching funds, comes from budgets as found in Grantsbase and eGrants, as of September 30, 2005.

**AmeriCorps State Members Serving in Massachusetts Counties: 2003-04**



Data Source: Information on number of members and service locations was obtained through State Commission self-report.

1 Symbol placement is determined by the zip codes where members serve.

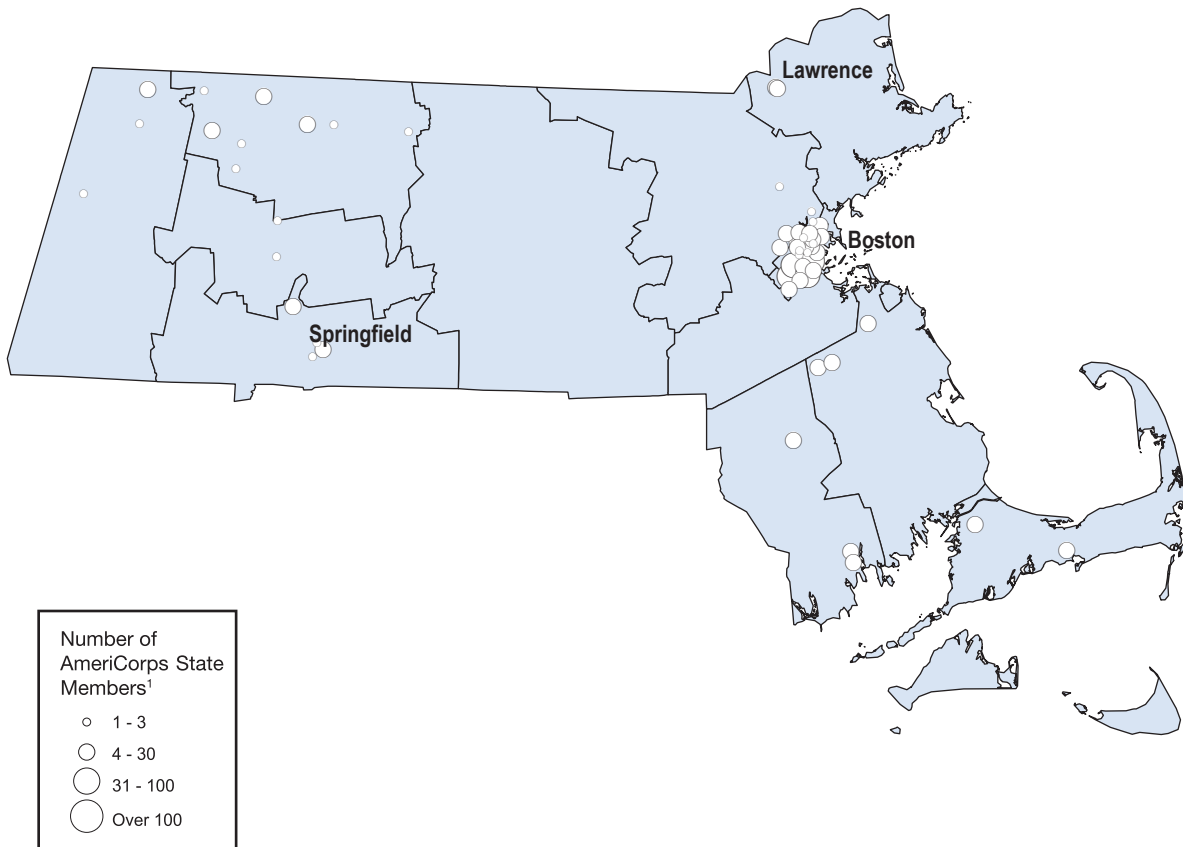


**Massachusetts at a Glance: 2004-05**

Number of members serving	784	Overall Funding	\$5,698,941
Fill Rate	93%	Formula Award	\$1,641,248
Completion Rate	77%	Competitive Award	\$4,057,693
Number of volunteers leveraged	13,833	Education Award Program Funding	\$0

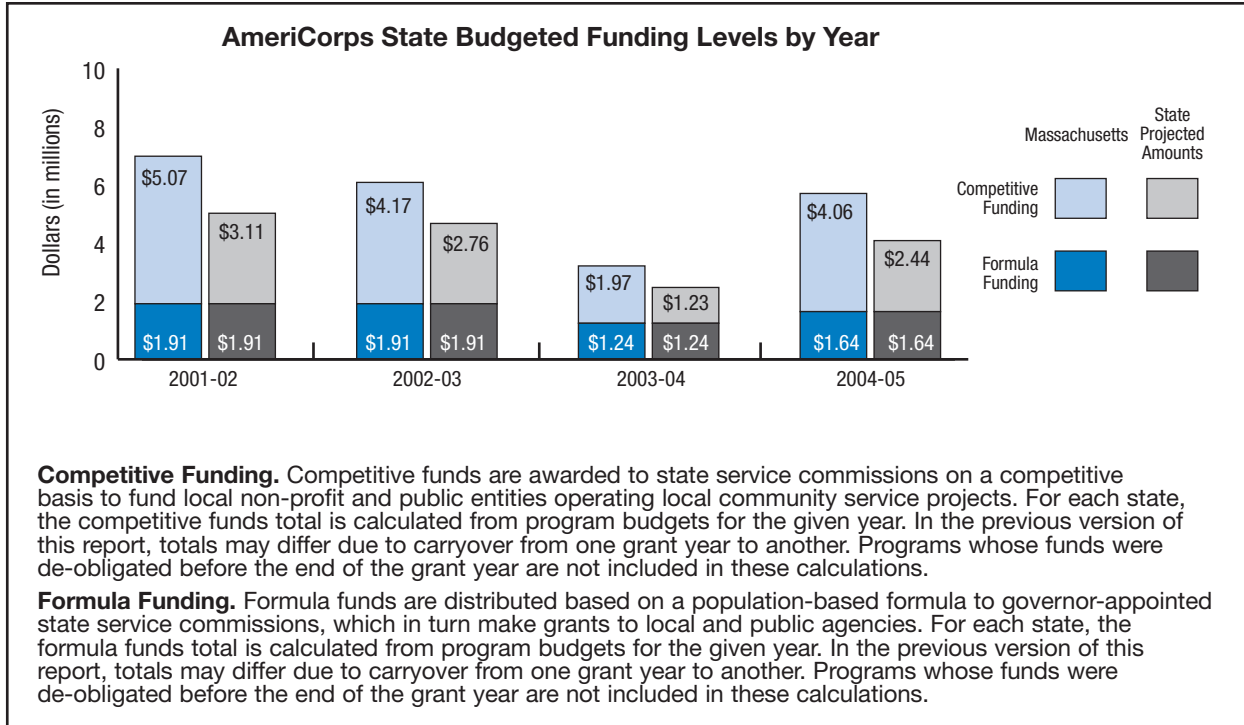
Data Source: Member data are from eSPAN, as of September 30, 2005; volunteer data are from GPRs, as of January 2006. State financial information, such as awarded Corporation and matching funds, comes from budgets as found in Grantsbase and eGrants, as of September 30, 2005.

**AmeriCorps State Members Serving in Massachusetts Counties: 2004-05**

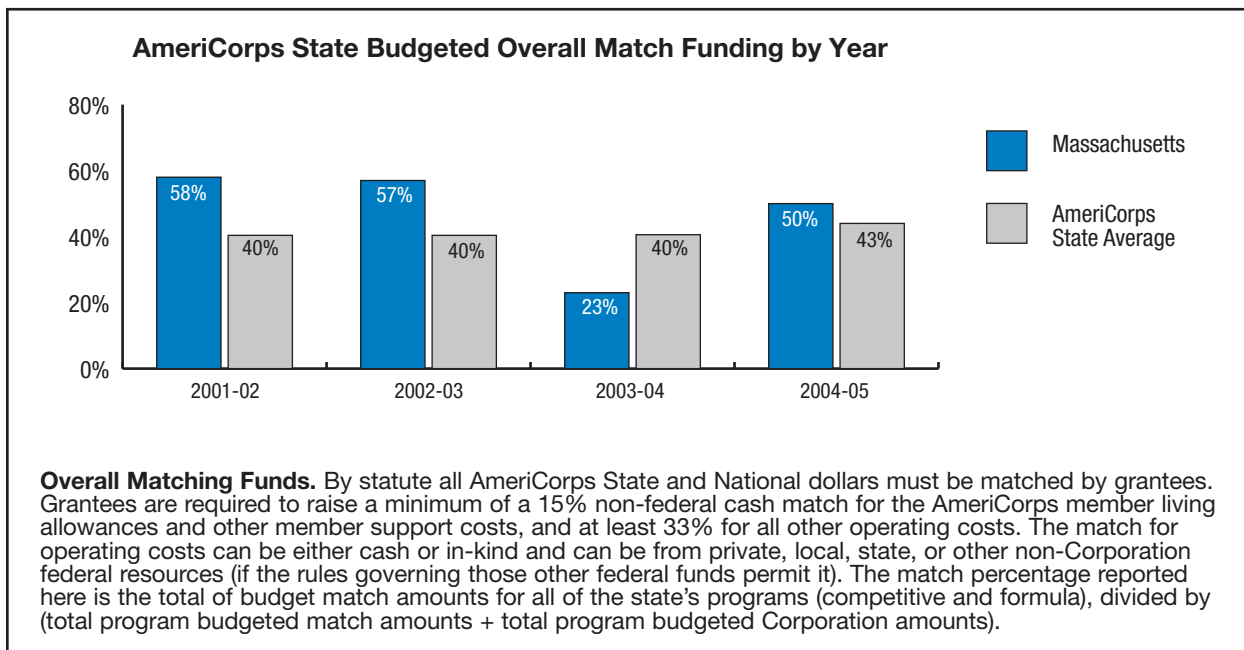


Data Source: Information on number of members and service locations was obtained through State Commission self-report.

1 Symbol placement is determined by the zip codes where members serve.



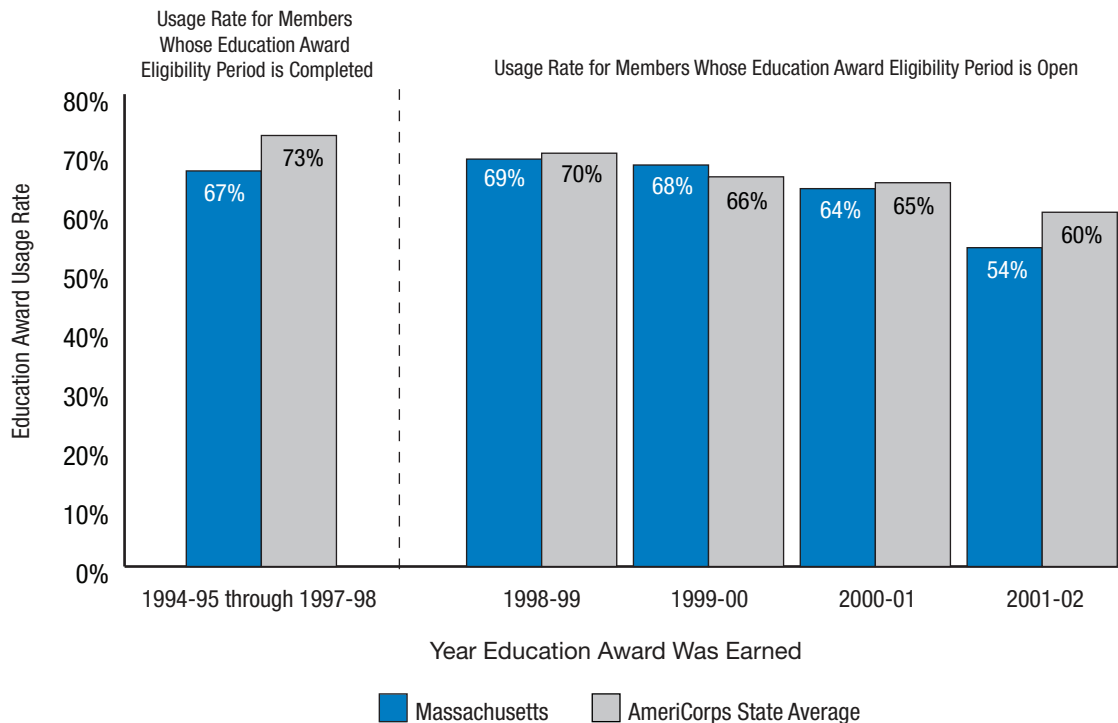
Data Source: Grantsbase and eGrants, as of September 30, 2005.



Data Source: Grantsbase and eGrants, as of September 30, 2005.



**AmeriCorps State Education Award Usage: 1994-2002<sup>1</sup>**



**Education Award.** After successfully completing a term of service, AmeriCorps members who are enrolled in the National Service Trust are eligible to receive an education award. The education award can be used to pay education costs at qualified institutions of higher education or training, or to repay qualified student loans. The award currently is \$4,725 for a year of full-time service, with correspondingly lesser awards for half-time and reduced half-time service. A member has up to seven years after his or her term of service has ended to use the award.

**Education Award Usage.** Education award usage is generated from eSpan. For education award usage rates, we examined awards in which members had 3 or more years to access the award. This decision was based on evidence that most members use the education award within 3 years of earning it.

Data Source: eSPAN, as of September 14, 2005.

<sup>1</sup> For education award usage rates, we examined awards in which members have had three or more years to access the award. This decision was based on evidence that most members use the education award within three years of earning it.

For this report, we have identified members who served in 1994-1995 through 2001-2002 to examine usage rates for education awards.

**1994-1995 through 1997-1998:** Members who served in 1994-1995 through 1997-1998 have completed their seven-year education award eligibility period; because the eligibility period for using the education award is completed, we have aggregated the usage rate for these members.

**1998-1999 through 2001-2002:** Members who served in 1998-1999 through 2001-2002 have at least one year of eligibility left. As former members of these years access their education awards, these data will fluctuate as the awards remain active.

We will continue to track AmeriCorps member education award usage by year, adding an additional year in the “eligibility remaining” portion of the graph. Usage rates may differ from year to year as more earned education award money is withdrawn from members’ Trust accounts. As members end their seven-year period of eligibility they will be added to the “eligibility completed” group.



**Performance Highlights<sup>1</sup> for Michigan**

**2003-2004**

**EDUCATION**

(8 subgrantees reporting)  
 841 students in grades 1-12 received tutoring.  
 12 in-class enrichment sessions were provided featuring speakers or presentations, benefiting 917 students.  
 7,703 students were mentored or counseled regarding school success or achievement.

**ENVIRONMENT**

(1 subgrantee reporting)  
 32,713 individuals received information about risks of groundwater contamination.  
 7,680 groundwater risk assessments were completed.

**HUMAN NEEDS**

(4 subgrantees reporting)  
 2,496 people received counseling related to health and family matters.  
 66 low-income housing units were constructed for 284 disabled or elderly individuals.  
 766 new or potential homeowners received housing services and loan development assistance.

**PUBLIC SAFETY**

(1 subgrantee reporting)  
 2,295 students benefited from conflict mediation/resolution training in schools.  
 850 individuals received counseling in substance abuse prevention or related issues.

**COMMUNITY STRENGTHENING**

(13 subgrantees reporting)  
 6,228 individuals benefited from services such as mentoring, homework assistance, or community service projects.

**VOLUNTEER LEVERAGING**

(13 subgrantees reporting)  
 5,189 volunteers were recruited for tutoring and other educational purposes.  
 2,719 volunteers were recruited to assist in addressing human needs issues.

**MEMBER DEVELOPMENT**

(13 subgrantees reporting)  
 46 members were trained in technical skills related to carrying out their assignments.  
 92 members were trained in life skills, such as organizational skills, problem solving, teamwork, and leadership.

**2004-2005**

**EDUCATION**

(12 subgrantees reporting)  
 2,352 students in grades 1-12 received tutoring.  
 5,858 students were mentored or counseled regarding school success or achievement.  
 682 students in Head Start or kindergarten received instruction.

**ENVIRONMENT**

(1 subgrantee reporting)  
 24,703 students received information about risks of groundwater contamination.  
 20,522 groundwater risk assessments were completed for residences and businesses.

**HUMAN NEEDS**

(6 subgrantees reporting)  
 7,000 books were assembled and distributed for a book drive.  
 2,259 people received counseling related to health and family matters.  
 470 new or potential homeowners received housing services and loan development assistance.  
 78 low-income housing units were constructed for 335 disabled or elderly individuals.

**PUBLIC SAFETY**

(1 subgrantee reporting)  
 1,745 students benefited from violence prevention training in schools.

**COMMUNITY STRENGTHENING**

(19 subgrantees reporting)  
 176 families were provided child care in support of other human service activities.  
 Members worked with more than 60 organizations to strengthen practices for enlisting volunteers.

**VOLUNTEER LEVERAGING**

(19 subgrantees reporting)  
 25,307 volunteers were recruited for tutoring and other educational purposes.  
 17,509 volunteers were recruited to assist in addressing human needs issues.

**MEMBER DEVELOPMENT**

(19 subgrantees reporting)  
 716 members were trained in citizenship and civic responsibility.

Data Source: All data are aggregates of the data subgrantees report in the AmeriCorps Progress Reports. State Commissions review subgrantees' reports, and then submit approved information to AmeriCorps through the Grantee Progress Reports (GPR). AmeriCorps programs vary in their start and end dates, and not all programs operate during the same timeframe. During any given year the time period of activity reported is between October 1st through September 30th. Any program activity that may have occurred after September 30, 2005 is not captured in this report.

1 For Michigan, all 2003-2004 performance highlights are based on Formula and Competitive Award subgrantee self-report (total number of subgrantees for Michigan in 2003-2004 was 13). For 2004-2005, all performance highlights are based on Formula, Competitive, and Education Award subgrantee self-report (total number of subgrantees for Michigan in 2004-2005 was 22).

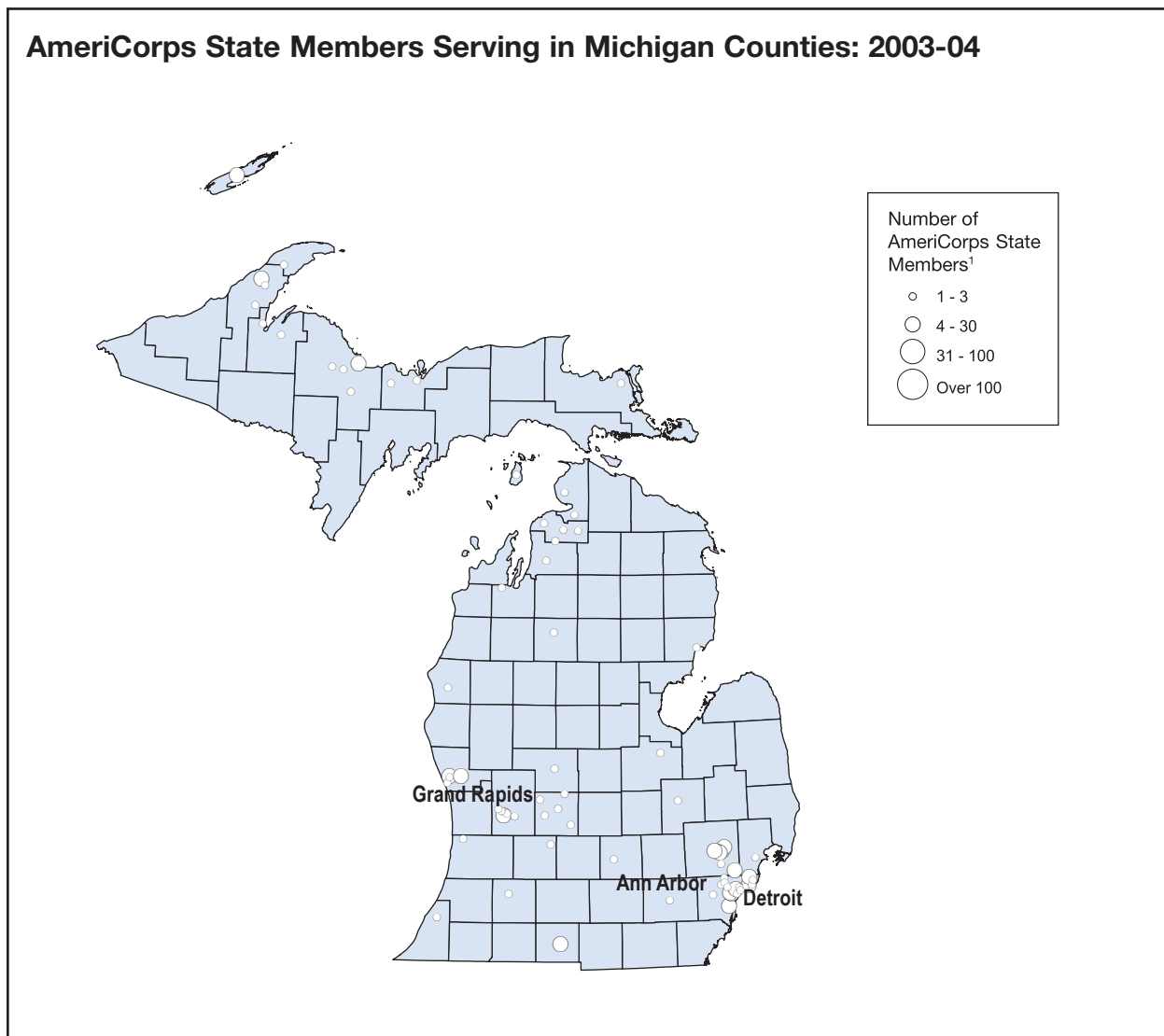


**Michigan at a Glance: 2003-04**

Number of members serving	263	Overall Funding	\$2,298,822
Fill Rate	95%	Formula Award	\$1,802,501
Completion Rate	82%	Competitive Award	\$496,321
Number of volunteers leveraged	11,676	Education Award Program Funding	\$0

Data Source: Member data are from eSPAN, as of September 30, 2005; volunteer data are from GPRs, as of January 2006. State financial information, such as awarded Corporation and matching funds, comes from budgets as found in Grantsbase and eGrants, as of September 30, 2005.

**AmeriCorps State Members Serving in Michigan Counties: 2003-04**



Data Source: Information on number of members and service locations was obtained through State Commission self-report.

1 Symbol placement is determined by the zip codes where members serve.



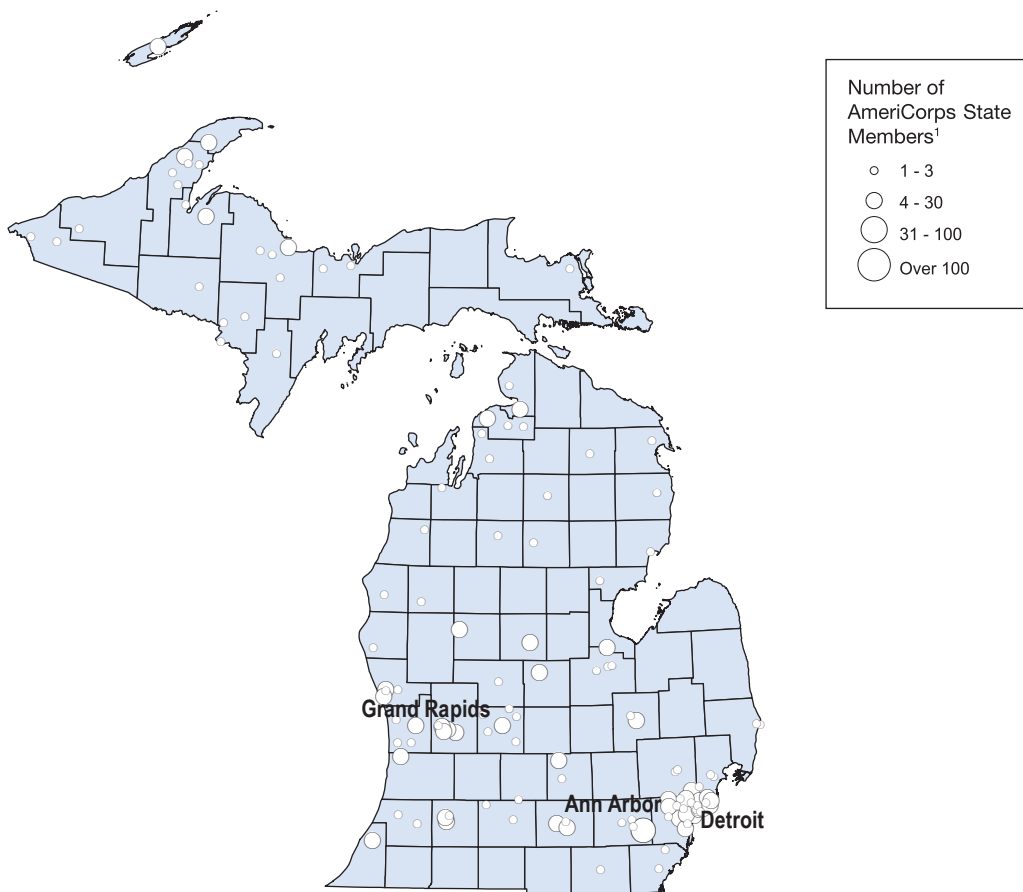


**Michigan at a Glance: 2004-05**

Number of members serving	830	Overall Funding	\$5,164,034
Fill Rate	96%	Formula Award	\$2,580,303
Completion Rate	73%	Competitive Award	\$2,559,731
Number of volunteers leveraged	26,685	Education Award Program Funding	\$24,000

Data Source: Member data are from eSPAN, as of September 30, 2005; volunteer data are from GPRs, as of January 2006. State financial information, such as awarded Corporation and matching funds, comes from budgets as found in Grantsbase and eGrants, as of September 30, 2005.

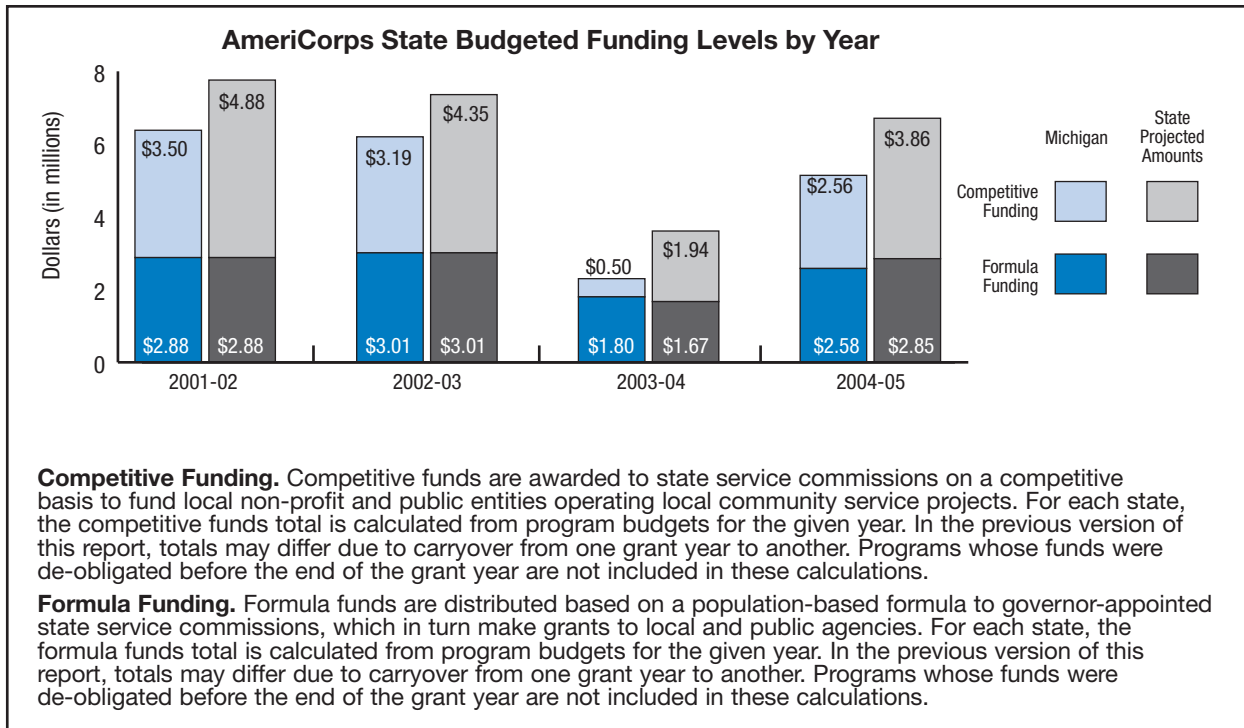
**AmeriCorps State Members Serving in Michigan Counties: 2004-05**



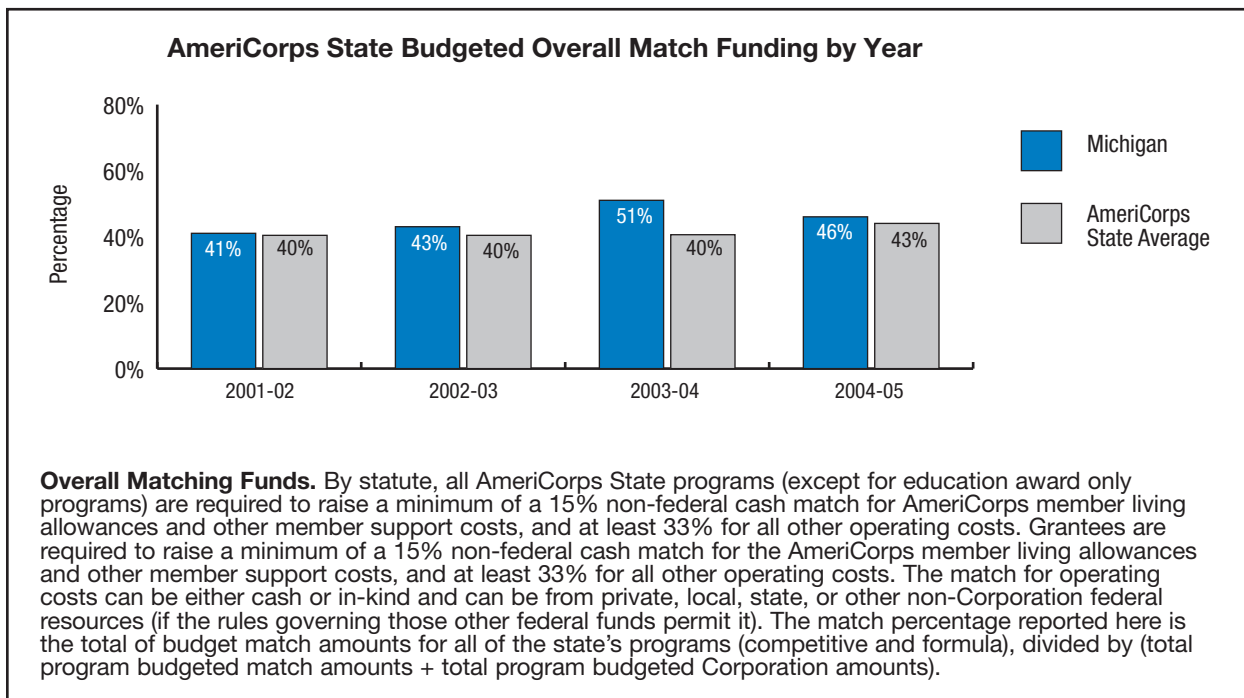
Data Source: Information on number of members and service locations was obtained through State Commission self-report.

1 Symbol placement is determined by the zip codes where members serve.





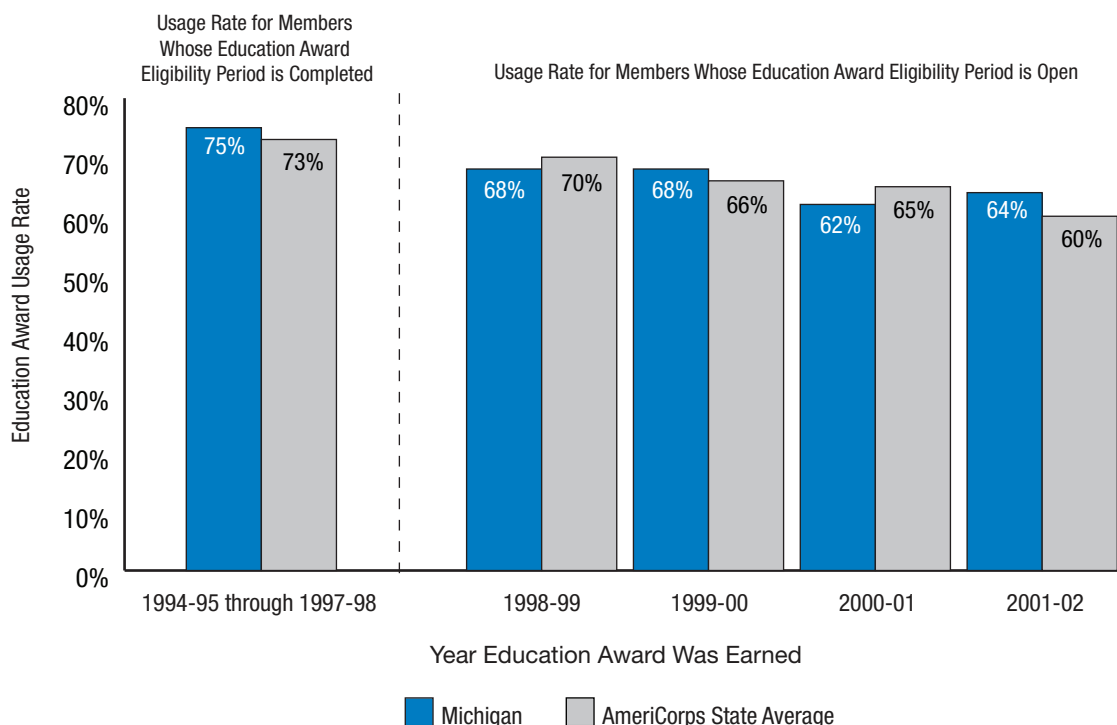
Data Source: Grantsbase and eGrants, as of September 30, 2005.



Data Source: Grantsbase and eGrants, as of September 30, 2005.



### AmeriCorps State Education Award Usage: 1994-2002<sup>1</sup>



**Education Award.** After successfully completing a term of service, AmeriCorps members who are enrolled in the National Service Trust are eligible to receive an education award. The education award can be used to pay education costs at qualified institutions of higher education or training, or to repay qualified student loans. The award currently is \$4,725 for a year of full-time service, with correspondingly lesser awards for half-time and reduced half-time service. A member has up to seven years after his or her term of service has ended to use the award.

**Education Award Usage.** Education award usage is generated from eSpan. For education award usage rates, we examined awards in which members had 3 or more years to access the award. This decision was based on evidence that most members use the education award within 3 years of earning it.

Data Source: eSPAN, as of September 14, 2005.

<sup>1</sup> For education award usage rates, we examined awards in which members have had three or more years to access the award. This decision was based on evidence that most members use the education award within three years of earning it.

For this report, we have identified members who served in 1994-1995 through 2001-2002 to examine usage rates for education awards.

**1994-1995 through 1997-1998:** Members who served in 1994-1995 through 1997-1998 have completed their seven-year education award eligibility period; because the eligibility period for using the education award is completed, we have aggregated the usage rate for these members.

**1998-1999 through 2001-2002:** Members who served in 1998-1999 through 2001-2002 have at least one year of eligibility left. As former members of these years access their education awards, these data will fluctuate as the awards remain active.

We will continue to track AmeriCorps member education award usage by year, adding an additional year in the “eligibility remaining” portion of the graph. Usage rates may differ from year to year as more earned education award money is withdrawn from members’ Trust accounts. As members end their seven-year period of eligibility they will be added to the “eligibility completed” group.



**Performance Highlights<sup>1</sup> for Minnesota**

**2003-2004**

**EDUCATION**

(6 subgrantees reporting)  
 652 students in grades 1-12 were tutored.  
 203 adults were received instruction in GED or basic skills development.

**HOMELAND SECURITY**

(1 subgrantee reporting)  
 51,000 community members benefited from emergency response outreach activities under FEMA's CERT program, which members helped organize and conduct.

**HUMAN NEEDS**

(4 subgrantees reporting)  
 2,600 individuals received independent living assistance.  
 70 housing units were constructed, benefiting 399 low-income individuals.  
 612 people received counseling concerning job development or placement.

**VOLUNTEER LEVERAGING**

(7 subgrantees reporting)  
 265 volunteers were recruited for tutoring and other educational purposes.  
 108 community members were recruited to serve in Community Emergency Response Teams (CERT).  
 24,237 volunteers were recruited to assist in addressing human needs issues.

**MEMBER DEVELOPMENT**

(8 subgrantees reporting)  
 226 members were trained in citizenship and civic responsibility.  
 142 members were trained in life skills, such as organizational skills, problem solving, teamwork, and leadership.  
 55 members received training in CPR, first aid, emergency response.

**2004-2005**

**EDUCATION**

(13 subgrantees reporting)  
 30,533 students in grades K-12 were tutored.  
 313 adults were received instruction in GED or basic skills development.  
 589 children in Head Start or kindergarten received instruction.

**HOMELAND SECURITY**

(1 subgrantee reporting)  
 54 community members were recruited to serve in Community Emergency Response Teams (CERT).

**HUMAN NEEDS**

(4 subgrantees reporting)  
 391 students benefited from after-school programs or clubs that provided assistance with homework, literacy support, and service-learning opportunities.  
 60 individuals received independent living assistance.  
 73 low-income housing units for elderly or disabled were constructed, benefiting 401 people.  
 431 people received counseling concerning job development or placement.

**COMMUNITY STRENGTHENING**

(16 subgrantees reporting)  
 1,279 students benefited from service-learning and community education activities.

**VOLUNTEER LEVERAGING**

(16 subgrantees reporting)  
 6,541 volunteers were recruited for tutoring and other educational purposes.  
 11,029 youth volunteers were recruited for service or leadership activities.

**MEMBER DEVELOPMENT**

(16 subgrantees reporting)  
 137 members were trained in life skills, such as organizational skills, problem solving, teamwork, and leadership.  
 558 members were trained in citizenship and civic responsibility.  
 52 members received training in CPR, first aid, and emergency response.

Data Source: All data are aggregates of the data subgrantees report in the AmeriCorps Progress Reports. State Commissions review subgrantees' reports, and then submit approved information to AmeriCorps through the Grantee Progress Reports (GPR). AmeriCorps programs vary in their start and end dates, and not all programs operate during the same timeframe. During any given year the time period of activity reported is between October 1st through September 30th. Any program activity that may have occurred after September 30, 2005 is not captured in this report.

1 For Minnesota, all 2003-2004 performance highlights are based on Formula and Competitive Award subgrantee self-report (total number of subgrantees for Minnesota in 2003-2004 was 9). For 2004-2005, all performance highlights are based on Formula, Competitive, and Education Award subgrantee self-report (total number of subgrantees for Minnesota in 2004-2005 was 16).

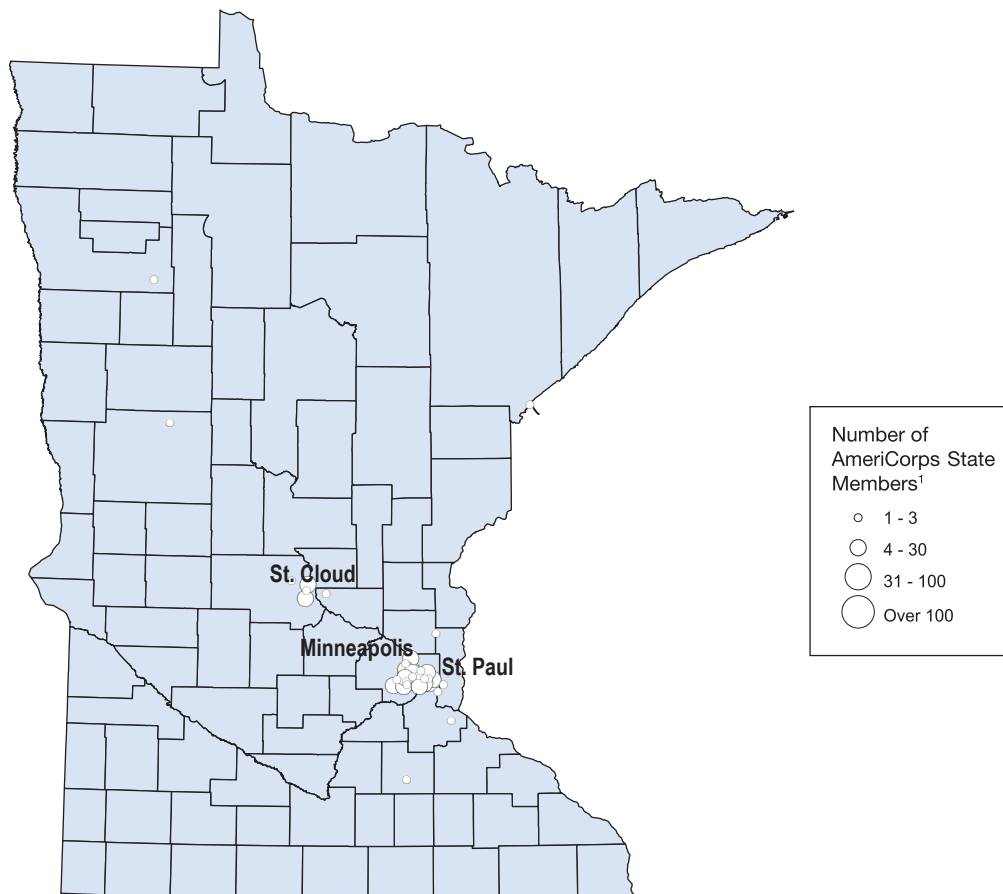


**Minnesota at a Glance: 2003-04**

Number of members serving	256	Overall Funding	\$2,962,760
Fill Rate	98%	Formula Award	\$1,095,294
Completion Rate	80%	Competitive Award	\$1,867,466
Number of volunteers leveraged	31,347	Education Award Program Funding	\$0

Data Source: Member data are from eSPAN, as of September 30, 2005; volunteer data are from GPRs, as of January 2006. State financial information, such as awarded Corporation and matching funds, comes from budgets as found in Grantsbase and eGrants, as of September 30, 2005.

**AmeriCorps State Members Serving in Minnesota Counties: 2003-04**



Data Source: Information on number of members and service locations was obtained through State Commission self-report.

1 Symbol placement is determined by the zip codes where members serve.

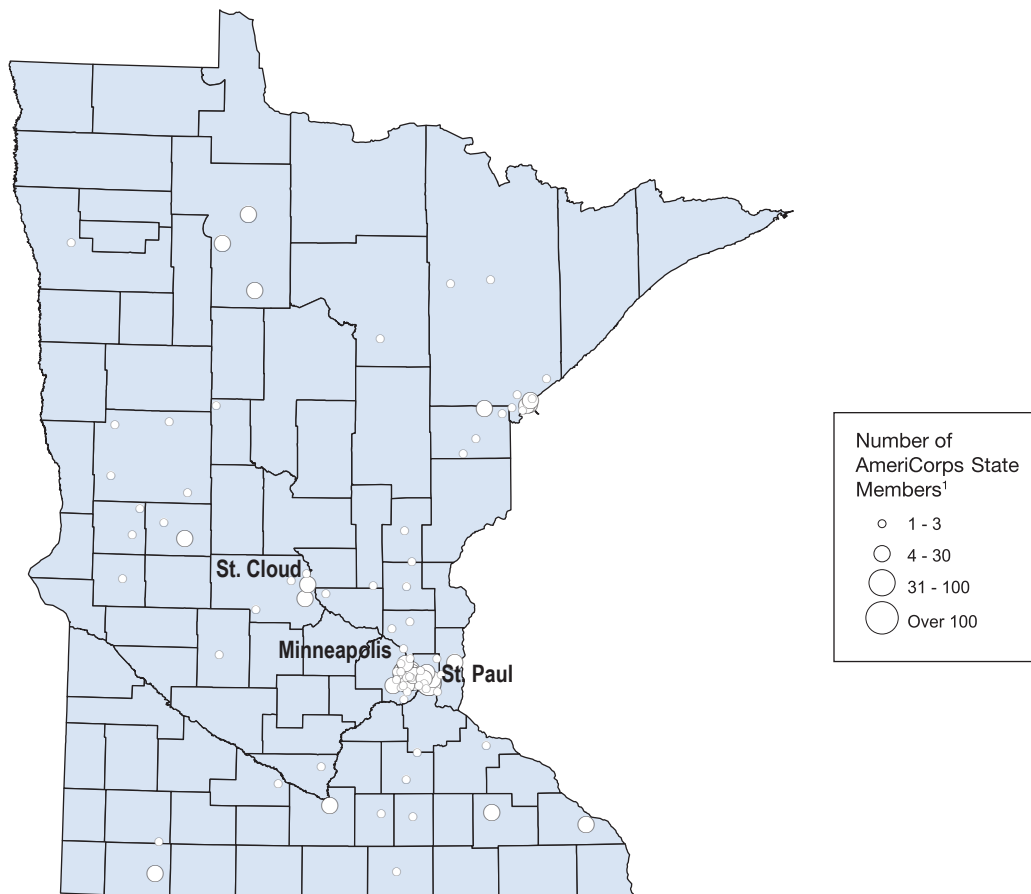


**Minnesota at a Glance: 2004-05**

Number of members serving	565	Overall Funding	\$5,148,035
Fill Rate	94%	Formula Award	\$1,560,880
Completion Rate	86%	Competitive Award	\$3,547,155
Number of volunteers leveraged	41,634	Education Award Program Funding	\$40,000

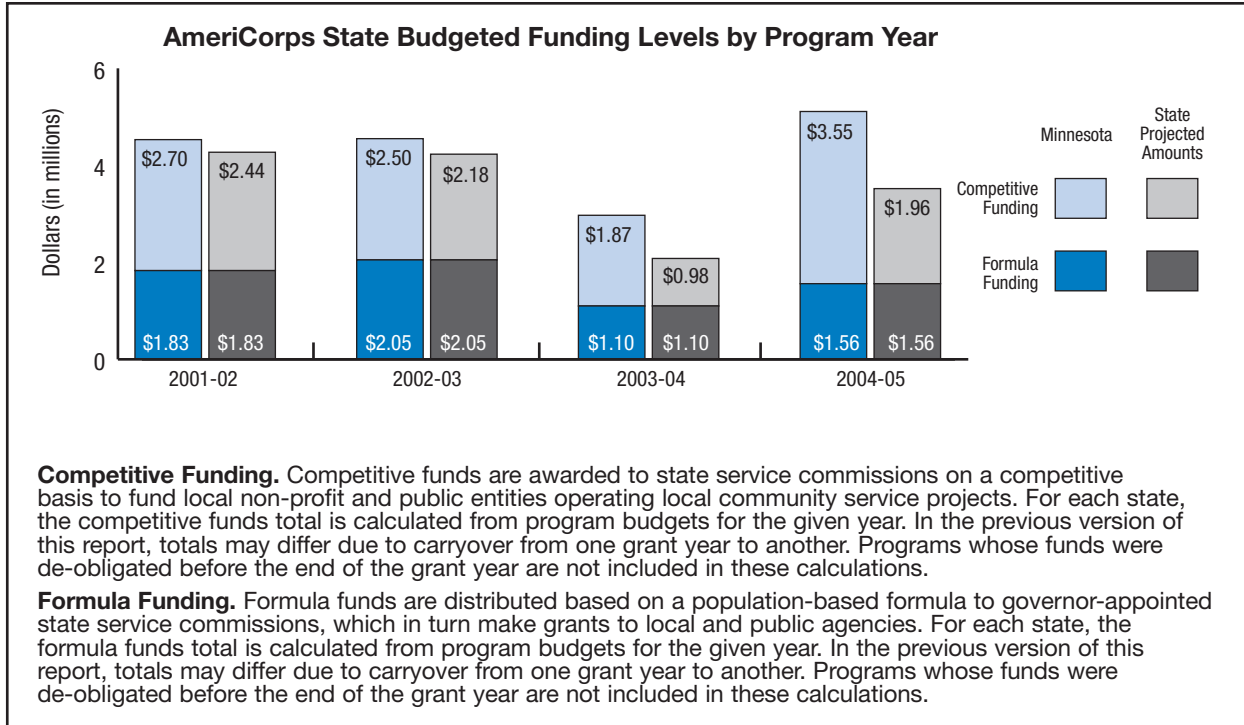
Data Source: Member data are from eSPAN, as of September 30, 2005; volunteer data are from GPRs, as of January 2006. State financial information, such as awarded Corporation and matching funds, comes from budgets as found in Grantsbase and eGrants, as of September 30, 2005.

**AmeriCorps State Members Serving in Minnesota Counties: 2004-05**

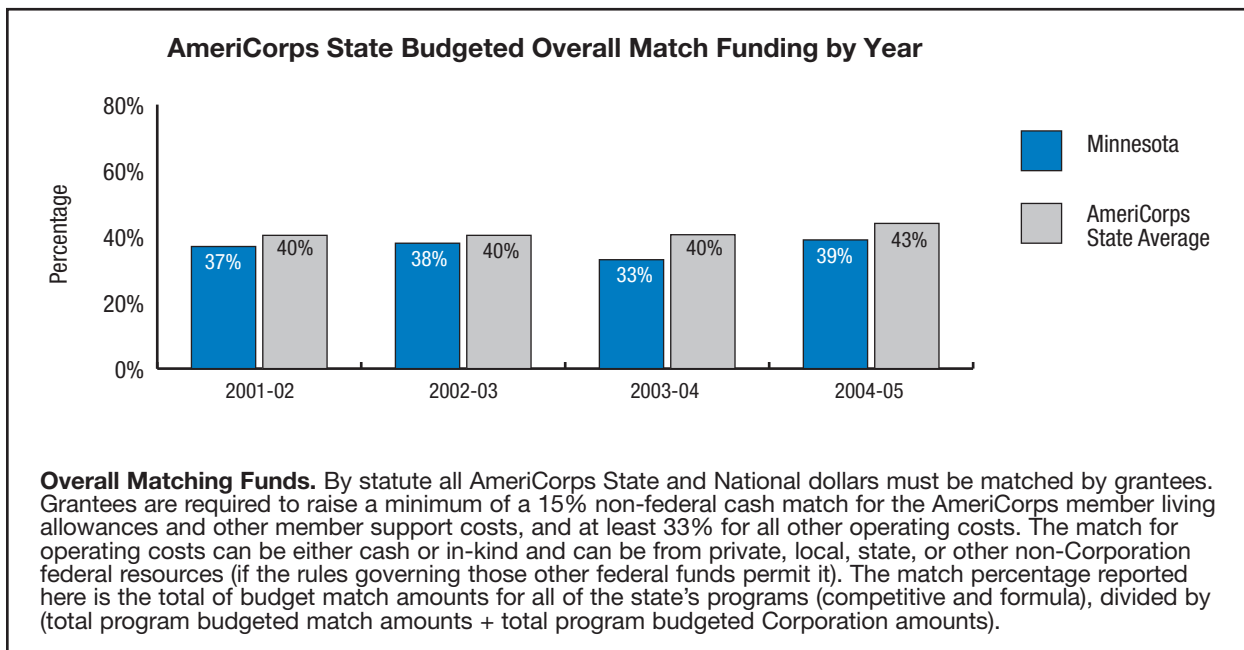


Data Source: Information on number of members and service locations was obtained through State Commission self-report.

1 Symbol placement is determined by the zip codes where members serve.



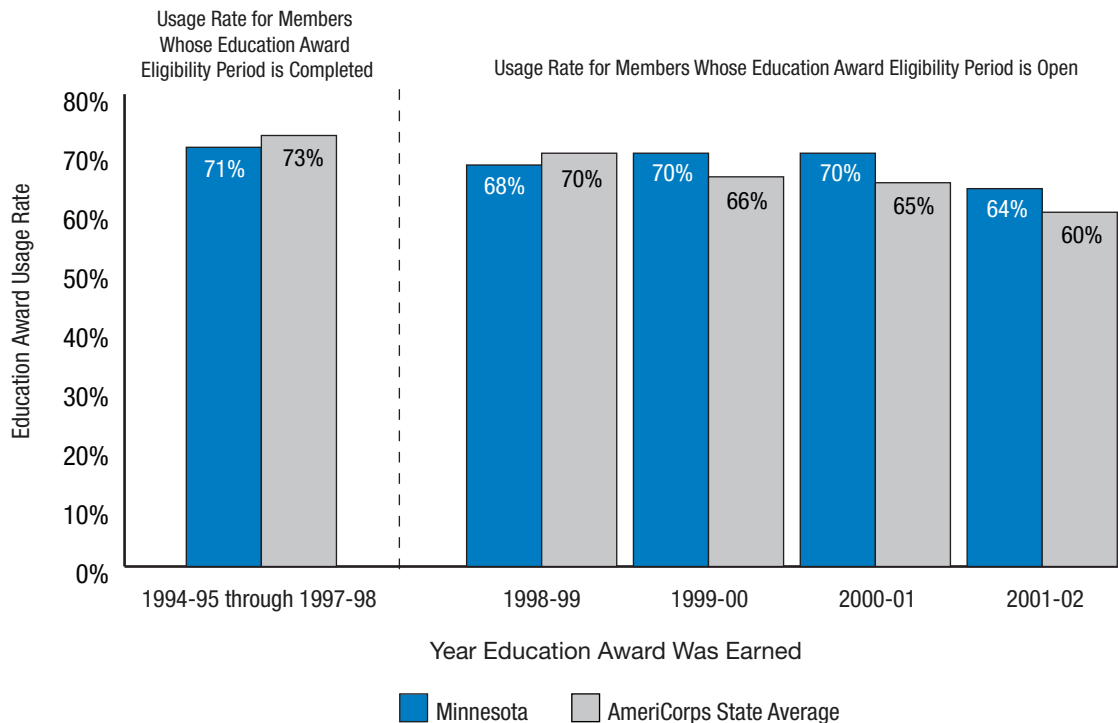
Data Source: Grantsbase and eGrants, as of September 30, 2005.



Data Source: Grantsbase and eGrants, as of September 30, 2005.



**AmeriCorps State Education Award Usage: 1994-2002<sup>1</sup>**



**Education Award.** After successfully completing a term of service, AmeriCorps members who are enrolled in the National Service Trust are eligible to receive an education award. The education award can be used to pay education costs at qualified institutions of higher education or training, or to repay qualified student loans. The award currently is \$4,725 for a year of full-time service, with correspondingly lesser awards for half-time and reduced half-time service. A member has up to seven years after his or her term of service has ended to use the award.

**Education Award Usage.** Education award usage is generated from eSpan. For education award usage rates, we examined awards in which members had 3 or more years to access the award. This decision was based on evidence that most members use the education award within 3 years of earning it.

Data Source: eSPAN, as of September 14, 2005.

<sup>1</sup> For education award usage rates, we examined awards in which members have had three or more years to access the award. This decision was based on evidence that most members use the education award within three years of earning it.

For this report, we have identified members who served in 1994-1995 through 2001-2002 to examine usage rates for education awards.

**1994-1995 through 1997-1998:** Members who served in 1994-1995 through 1997-1998 have completed their seven-year education award eligibility period; because the eligibility period for using the education award is completed, we have aggregated the usage rate for these members.

**1998-1999 through 2001-2002:** Members who served in 1998-1999 through 2001-2002 have at least one year of eligibility left. As former members of these years access their education awards, these data will fluctuate as the awards remain active.

We will continue to track AmeriCorps member education award usage by year, adding an additional year in the “eligibility remaining” portion of the graph. Usage rates may differ from year to year as more earned education award money is withdrawn from members’ Trust accounts. As members end their seven-year period of eligibility they will be added to the “eligibility completed” group.





**Performance Highlights<sup>1</sup> for Mississippi**

**2003-2004**

**EDUCATION**

(6 subgrantees reporting)  
 5,953 students received tutoring and other educational services.  
 141 students participated in literacy support programs.  
 1,064 students were mentored or counseled regarding school success or achievement.

**HUMAN NEEDS**

(1 subgrantee reporting)  
 86 units of low-income housing were assessed and repaired, benefiting 214 people.  
 13 community buildings were rehabilitated, renovated, or repaired, benefiting 1,972 people.

**COMMUNITY STRENGTHENING**

(6 subgrantees reporting)  
 4 homes were beautified by AmeriCorps members.  
 A park was renovated, including remodeling and repair of a basketball court, nets, and benches.  
 1,506 cans of food were collected and donated to needy members of the community.

**VOLUNTEER LEVERAGING**

(6 subgrantees reporting)  
 13,443 volunteers were recruited and trained to serve in food drives, family nights, school beautification, housing repairs, and service days.

**MEMBER DEVELOPMENT**

(5 subgrantees reporting)  
 70 members received career development training, as well as preparation for their post-AmeriCorps job search.  
 128 members were trained in technical skills related to carrying out their assignments.

**2004-2005**

**EDUCATION**

(8 subgrantees reporting)  
 8,209 students received tutoring and other educational services.  
 1,964 students were mentored or counseled regarding school success or achievement.  
 214 middle school students benefited from 6 college opportunity days.

**HUMAN NEEDS**

(2 subgrantees reporting)  
 163 units of low-income housing were assessed and repaired, benefiting 560 people.  
 500 seniors and disabled individuals received independent living assistance.  
 605 individuals with disabilities and their families participated in 150 disability skills trainings.

**COMMUNITY STRENGTHENING**

(10 subgrantees reporting)  
 56 individuals were trained in new home ownership.  
 232 homes were rehabilitated.  
 1,020 students participated in Junior Citizen Corps Clubs.

**VOLUNTEER LEVERAGING**

(10 subgrantees reporting)  
 18,879 volunteers were recruited for active participation in local and national service days.  
 715 volunteers built wheelchair ramps, provided transportation and housekeeping for disabled individuals, and assisted at disability awareness events.

**MEMBER DEVELOPMENT**

(10 subgrantees reporting)  
 447 members were trained in technical skills related to carrying out their assignments.  
 32 members were trained in citizenship and civic responsibility.  
 62 members completed Future Teachers training focusing on early childhood education.

Data Source: All data are aggregates of the data subgrantees report in the AmeriCorps Progress Reports. State Commissions review subgrantees' reports, and then submit approved information to AmeriCorps through the Grantee Progress Reports (GPR). AmeriCorps programs vary in their start and end dates, and not all programs operate during the same timeframe. During any given year the time period of activity reported is between October 1st through September 30th. Any program activity that may have occurred after September 30, 2005 is not captured in this report.

<sup>1</sup> For Mississippi, all 2003-2004 performance highlights are based on Formula and Competitive Award subgrantee self-report (total number of subgrantees for Mississippi in 2003-2004 was 11). For 2004-2005, all performance highlights are based on Formula and Competitive Award subgrantee self-report (total number of subgrantees for Mississippi in 2004-2005 was 10).



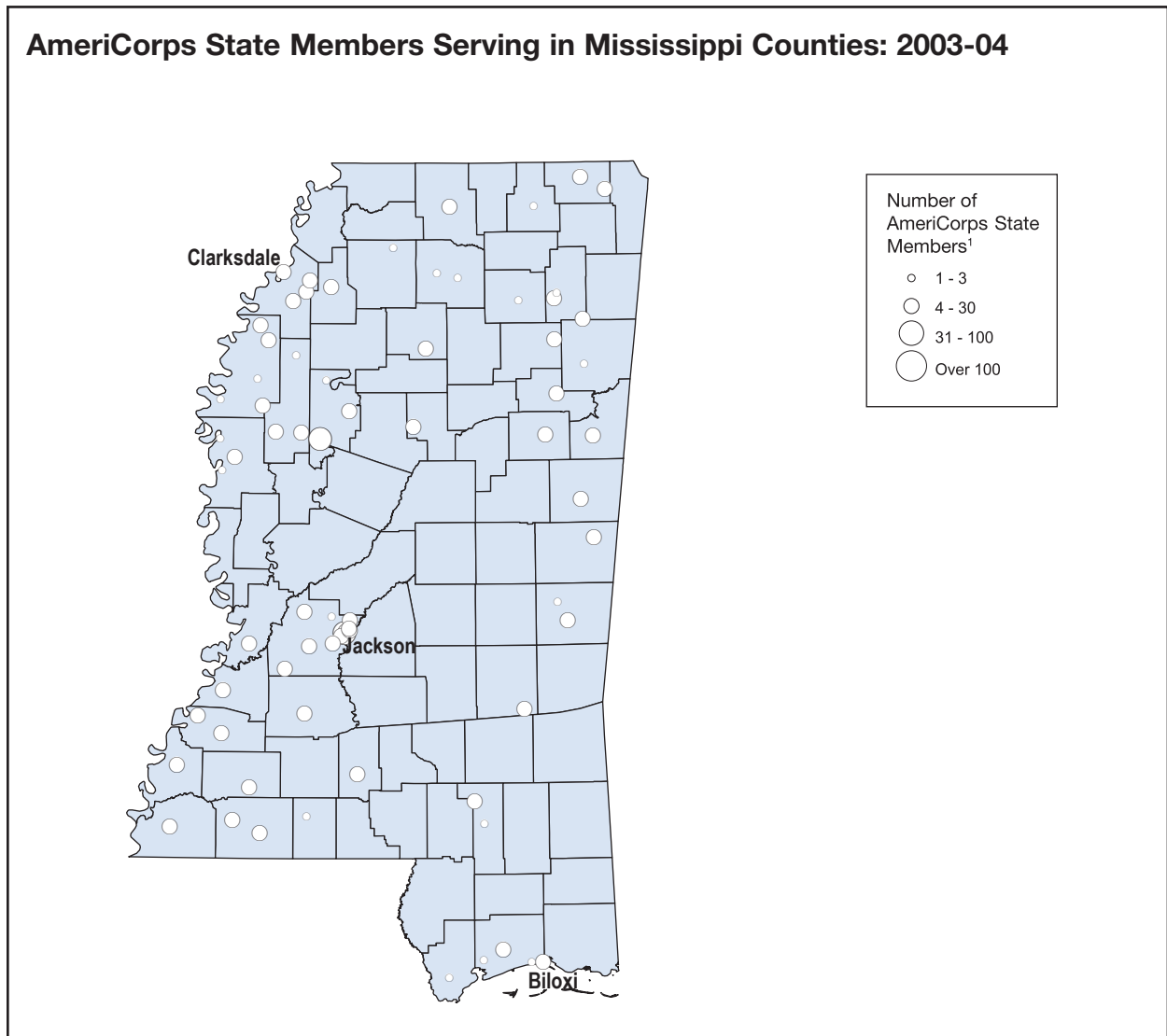


**Mississippi at a Glance: 2003-04**

Number of members serving	475	Overall Funding	\$4,817,250
Fill Rate	89%	Formula Award	\$700,823
Completion Rate	76%	Competitive Award	\$4,116,427
Number of volunteers leveraged	14,411	Education Award Program Funding	\$0

Data Source: Member data are from eSPAN, as of September 30, 2005; volunteer data are from GPRs, as of January 2006. State financial information, such as awarded Corporation and matching funds, comes from budgets as found in Grantsbase and eGrants, as of September 30, 2005.

**AmeriCorps State Members Serving in Mississippi Counties: 2003-04**



Data Source: Information on number of members and service locations was obtained through State Commission self-report.

1 Symbol placement is determined by the zip codes where members serve.

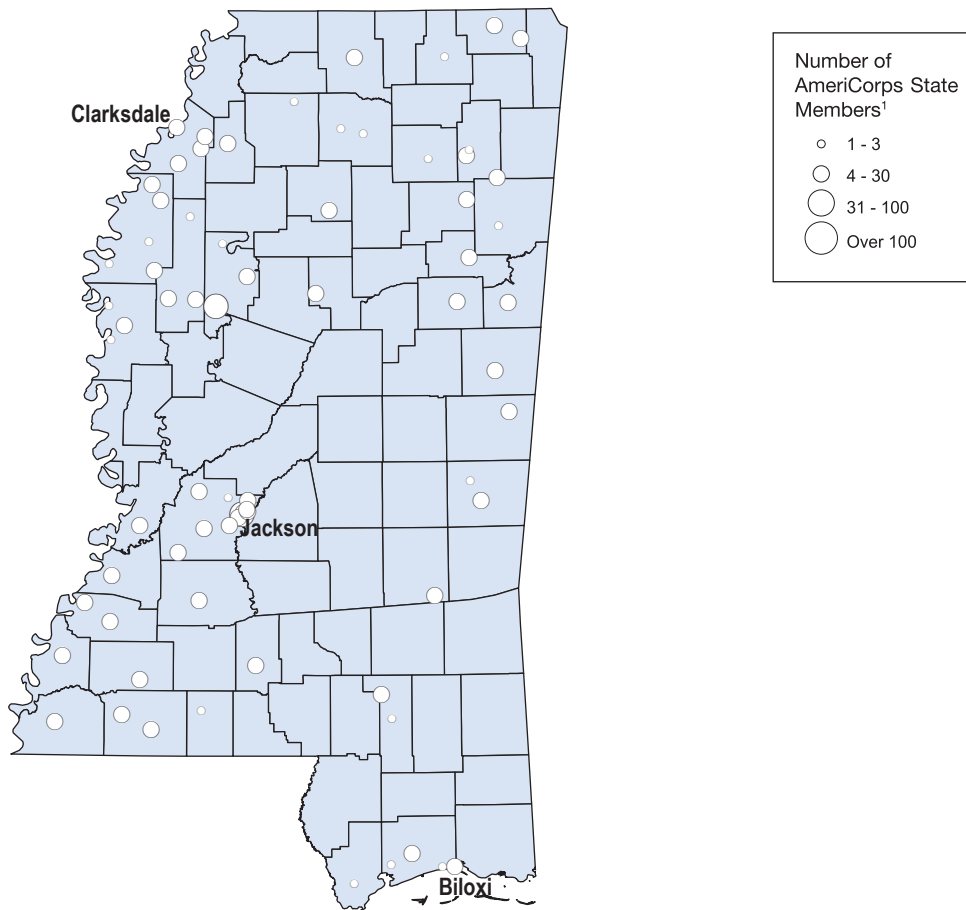


**Mississippi at a Glance: 2004-05**

Number of members serving	143	Overall Funding	\$5,982,459
Fill Rate	95%	Formula Award	\$857,363
Completion Rate	71%	Competitive Award	\$5,125,096
Number of volunteers leveraged	19,259	Education Award Program Funding	\$0

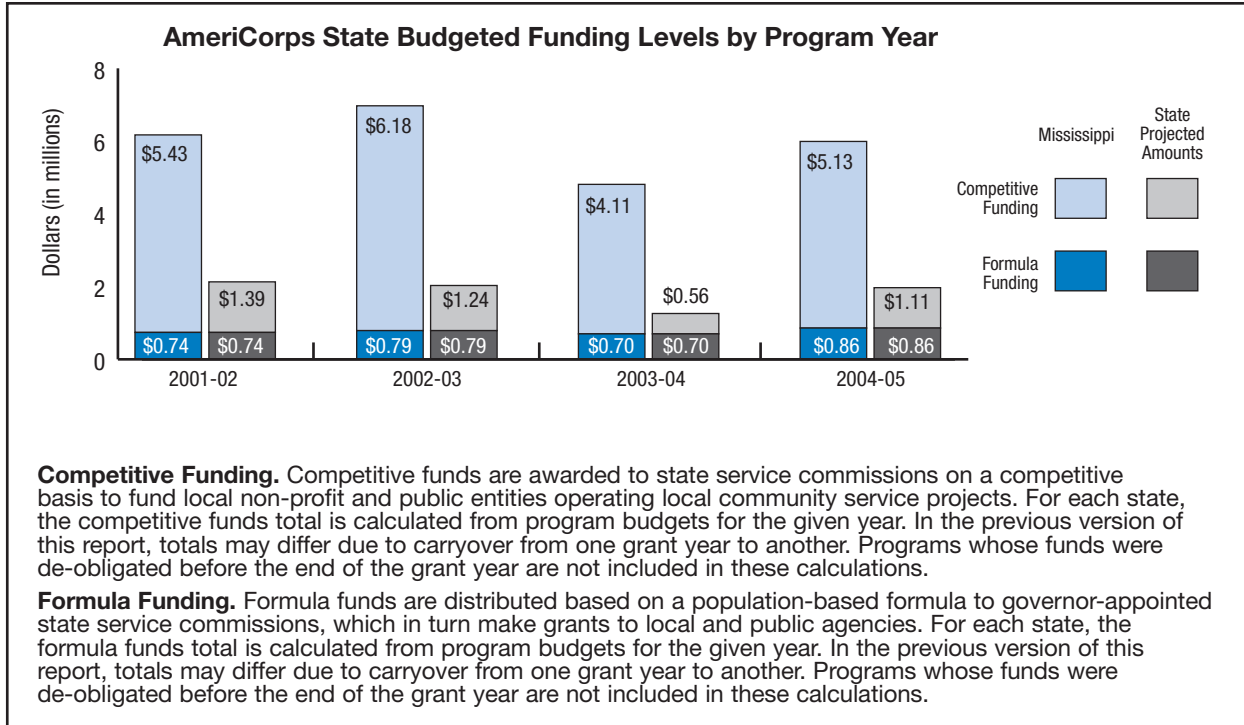
Data Source: Member data are from eSPAN, as of September 30, 2005; volunteer data are from GPRs, as of January 2006. State financial information, such as awarded Corporation and matching funds, comes from budgets as found in Grantsbase and eGrants, as of September 30, 2005.

**AmeriCorps State Members Serving in Mississippi Counties: 2004-05**

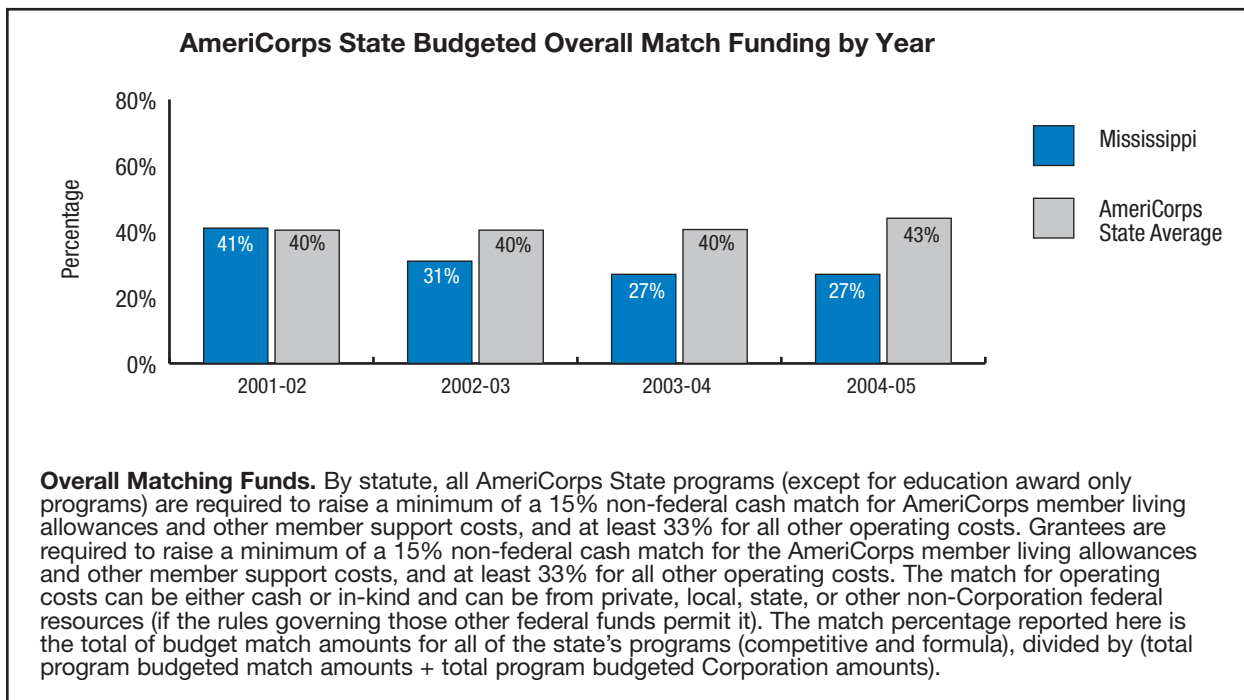


Data Source: Information on number of members and service locations was obtained through State Commission self-report.

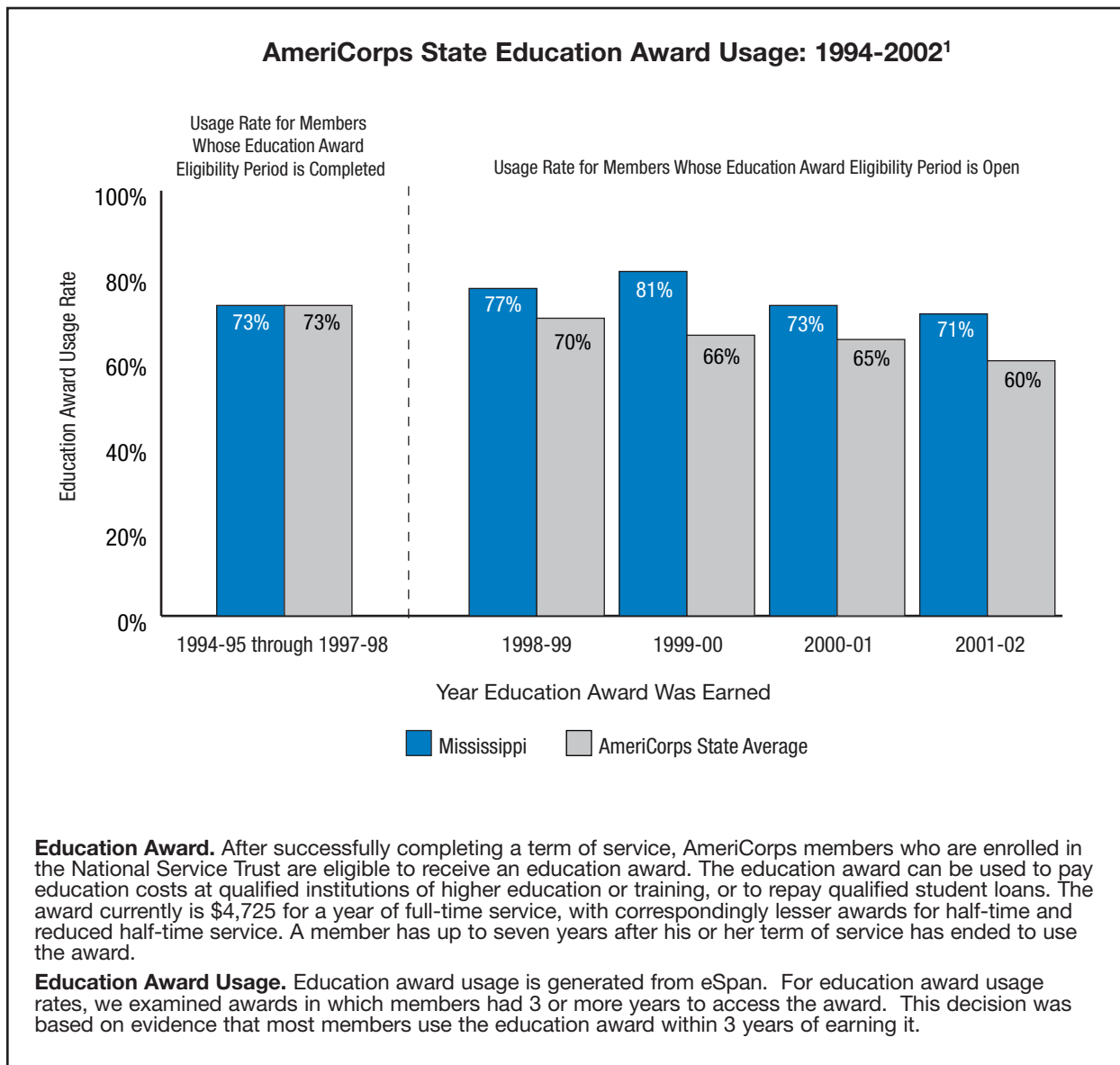
1 Symbol placement is determined by the zip codes where members serve.



Data Source: Grantsbase and eGrants, as of September 30, 2005.



Data Source: Grantsbase and eGrants, as of September 30, 2005.



Data Source: eSPAN, as of September 14, 2005.

<sup>1</sup> For education award usage rates, we examined awards in which members have had three or more years to access the award. This decision was based on evidence that most members use the education award within three years of earning it.

For this report, we have identified members who served in 1994-1995 through 2001-2002 to examine usage rates for education awards.

**1994-1995 through 1997-1998:** Members who served in 1994-1995 through 1997-1998 have completed their seven-year education award eligibility period; because the eligibility period for using the education award is completed, we have aggregated the usage rate for these members.

**1998-1999 through 2001-2002:** Members who served in 1998-1999 through 2001-2002 have at least one year of eligibility left. As former members of these years access their education awards, these data will fluctuate as the awards remain active.

We will continue to track AmeriCorps member education award usage by year, adding an additional year in the “eligibility remaining” portion of the graph. Usage rates may differ from year to year as more earned education award money is withdrawn from members’ Trust accounts. As members end their seven-year period of eligibility they will be added to the “eligibility completed” group.



**Performance Highlights<sup>1</sup> for Missouri**

**2003-2004**

**EDUCATION**

(7 subgrantees reporting)  
 1,857 students in grades 1-12 were tutored.  
 1,040 students were mentored or counseled concerning school success or achievement.

**ENVIRONMENT**

(2 subgrantees reporting)  
 10,800 individuals benefited from mapping, monitoring, restoring and conserving of natural resources.

**PUBLIC SAFETY**

(2 subgrantees reporting)  
 14,463 people benefited from AmeriCorps members responding to 17 emergencies in the wake of severe summer storms.

**COMMUNITY STRENGTHENING**

(10 subgrantees reporting)  
 304 people benefited from the removal of 4,240 pounds of trash as part of neighborhood clean-up efforts.  
 7,092 people benefited from organized service days for the community.

**VOLUNTEER LEVERAGING**

(10 subgrantees reporting)  
 38 volunteers were recruited for tutoring and other educational purposes.  
 132 volunteers were recruited to assist in addressing human needs issues.

**MEMBER DEVELOPMENT**

(10 subgrantees reporting)  
 156 members were trained in CPR, first aid, and emergency response.  
 89 members were trained in citizenship and civic responsibility.  
 56 members received training in career development and counseling.

**2004-2005**

**EDUCATION**

(13 subgrantees reporting)  
 7,786 students in grades 1-12 were tutored.  
 612 students were mentored through special individual mentoring programs.

**ENVIRONMENT**

(2 subgrantees reporting)  
 490 individuals benefited from mapping, monitoring, restoring and conserving of natural resources.  
 4 acres of public lands and habitat were restored, benefiting 20,000 people.  
 41 neighborhoods benefited from neighborhood clean-up projects.

**PUBLIC SAFETY**

(2 subgrantees reporting)  
 2,288 people benefited from after-school sports and violence avoidance activities.  
 188,336 people were helped through fire and hurricane disaster relief efforts.

**HOMELAND SECURITY**

(1 subgrantee reporting)  
 1,202 presentations on disaster preparedness, health and safety were given to 32,592 students.

**HUMAN NEEDS**

(3 subgrantees reporting)  
 668 students benefited from case management regarding their academic performance.

**COMMUNITY STRENGTHENING**

(14 subgrantees reporting)  
 4,062 people benefited from community events and fairs focusing on health or other human needs issues.  
 Members improved the website and volunteer postings of a volunteer clearinghouse serving the needs of 55 agencies.

**VOLUNTEER LEVERAGING**

(14 subgrantees reporting)  
 3,186 volunteers were recruited to assist in addressing human needs issues.

**MEMBER DEVELOPMENT**

(13 subgrantees reporting)  
 217 members were trained in CPR, first aid, and emergency response.  
 58 members were trained in citizenship and civic responsibility.

Data Source: All data are aggregates of the data subgrantees report in the AmeriCorps Progress Reports. State Commissions review subgrantees' reports, and then submit approved information to AmeriCorps through the Grantee Progress Reports (GPR). AmeriCorps programs vary in their start and end dates, and not all programs operate during the same timeframe. During any given year the time period of activity reported is between October 1st through September 30th. Any program activity that may have occurred after September 30, 2005 is not captured in this report.

<sup>1</sup> For Missouri, all 2003-2004 performance highlights are based on Formula and Competitive Award subgrantee self-report (total number of subgrantees for Missouri in 2003-2004 was 12). For 2004-2005, all performance highlights are based on Formula and Competitive Award subgrantee self-report (total number of subgrantees for Missouri in 2004-2005 was 16).

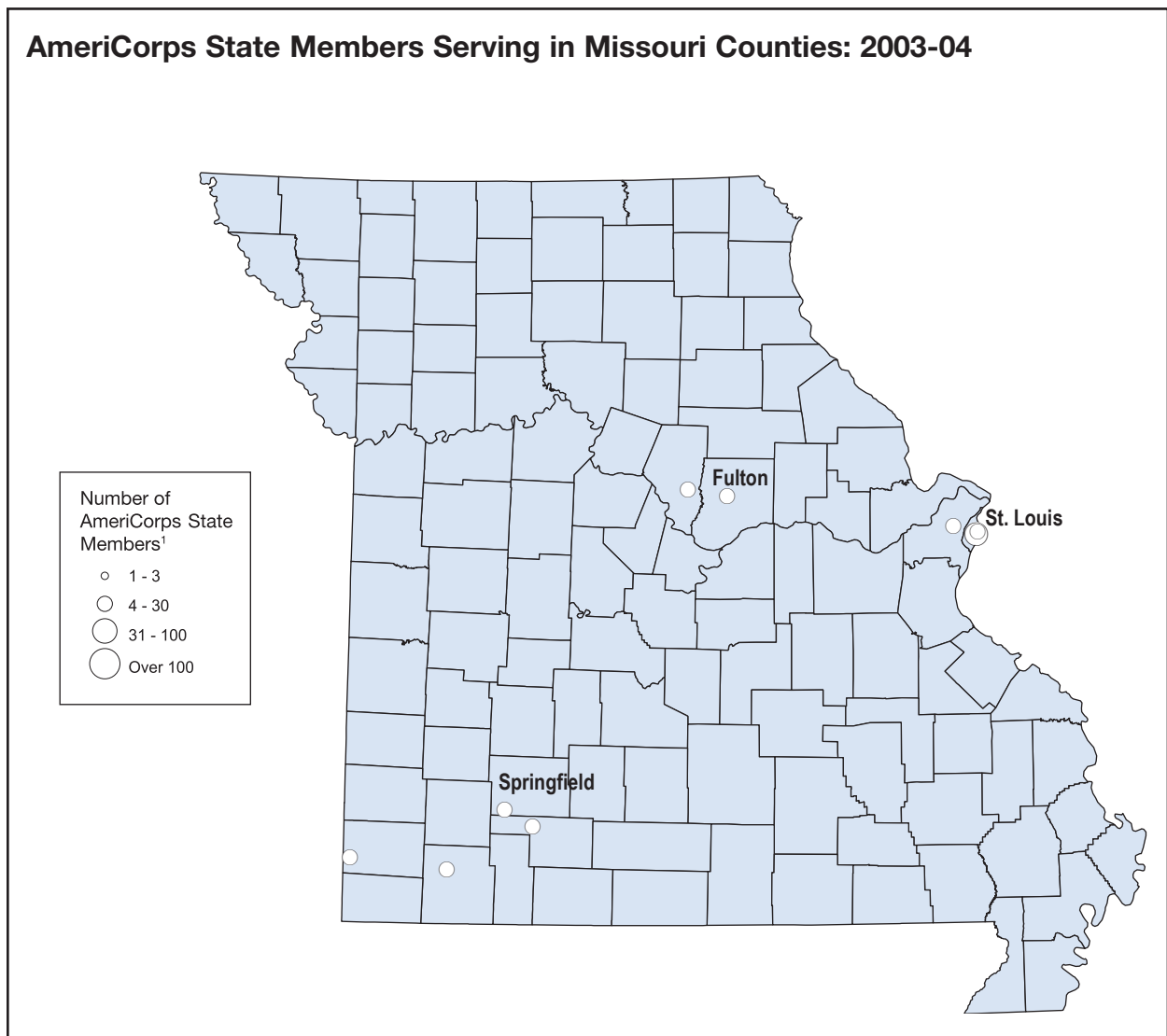


**Missouri at a Glance: 2003-04**

Number of members serving	146	Overall Funding	\$1,725,440
Fill Rate	92%	Formula Award	\$1,063,815
Completion Rate	93%	Competitive Award	\$661,625
Number of volunteers leveraged	4,397	Education Award Program Funding	\$0

Data Source: Member data are from eSPAN, as of September 30, 2005; volunteer data are from GPRs, as of January 2006. State financial information, such as awarded Corporation and matching funds, comes from budgets as found in Grantsbase and eGrants, as of September 30, 2005.

**AmeriCorps State Members Serving in Missouri Counties: 2003-04**



Data Source: Information on number of members and service locations was obtained through State Commission self-report.

1 Symbol placement is determined by the zip codes where members serve.

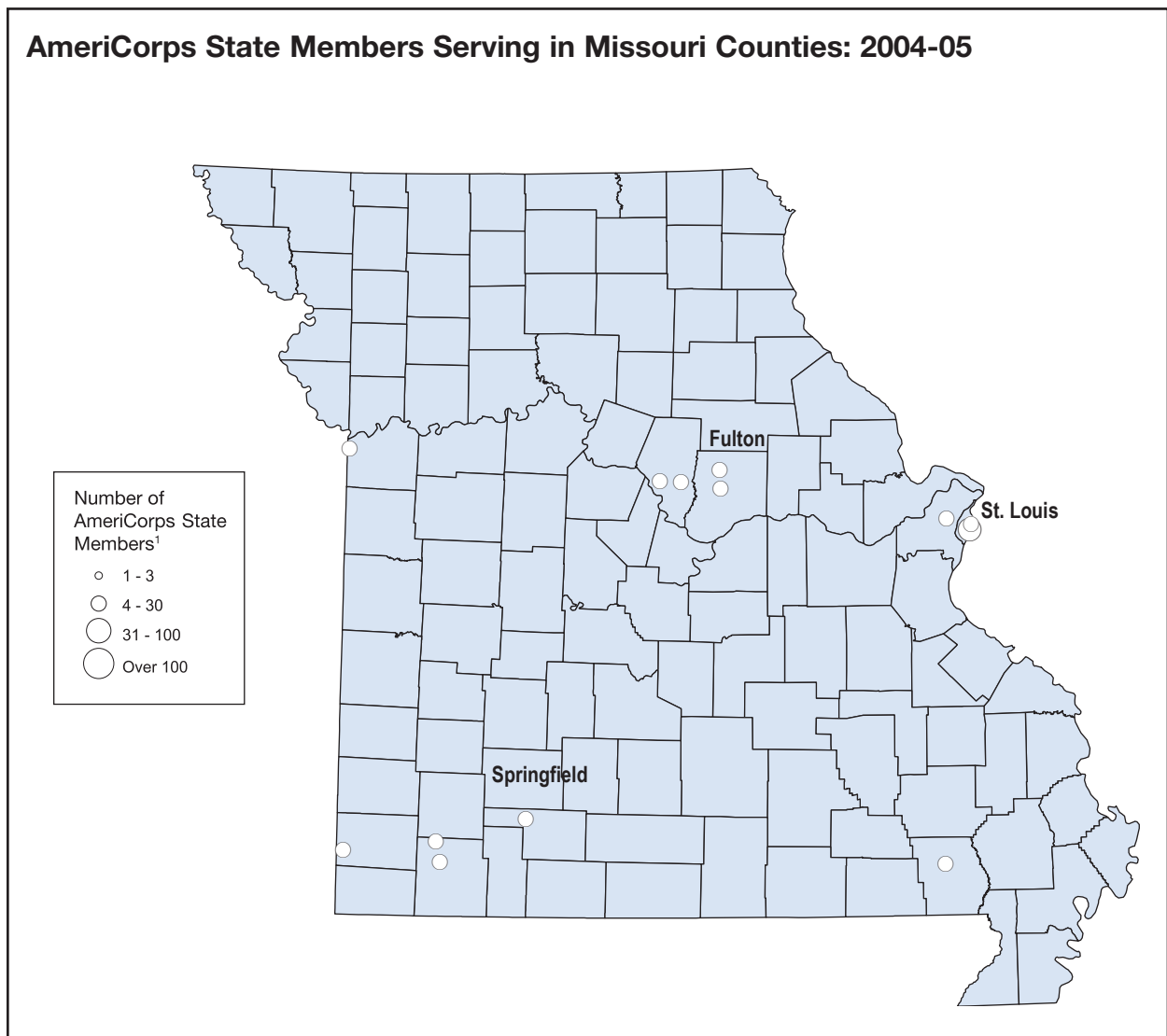


**Missouri at a Glance: 2004-05**

Number of members serving	223	Overall Funding	\$2,573,703
Fill Rate	81%	Formula Award	\$1,259,675
Completion Rate	84%	Competitive Award	\$1,309,628
Number of volunteers leveraged	11,041	Education Award Program Funding	\$4,400

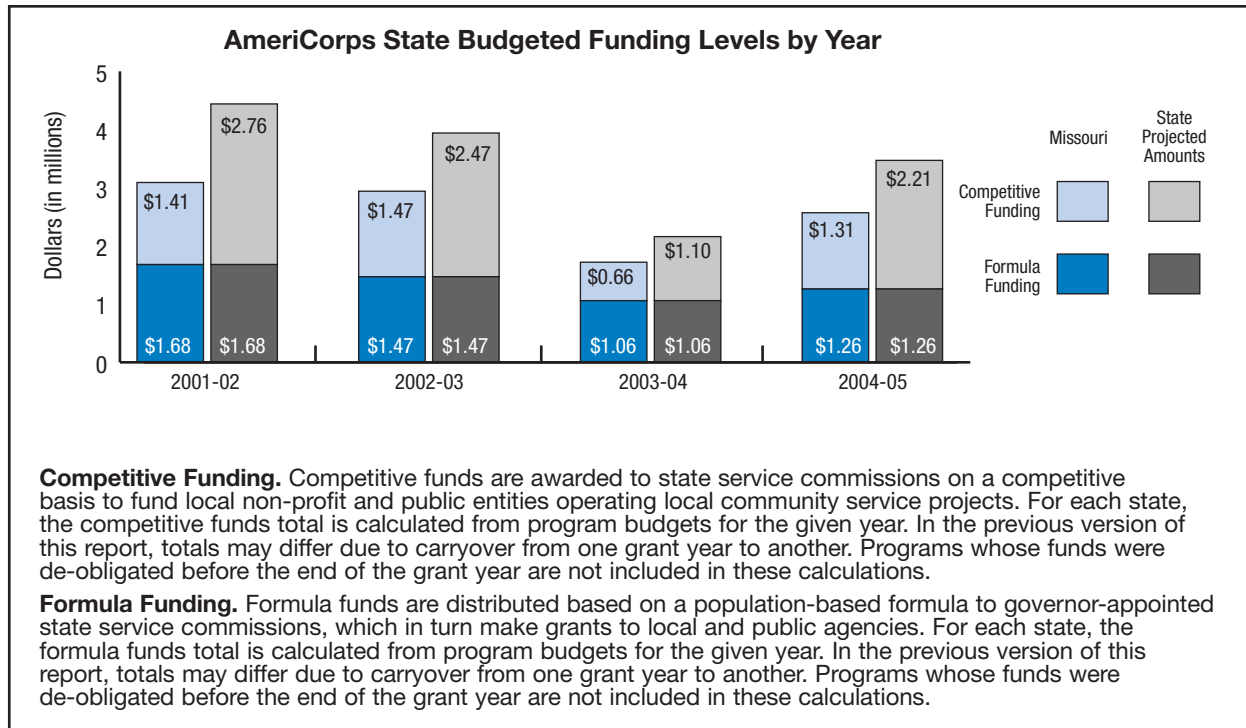
Data Source: Member data are from eSPAN, as of September 30, 2005; volunteer data are from GPRs, as of January 2006. State financial information, such as awarded Corporation and matching funds, comes from budgets as found in Grantsbase and eGrants, as of September 30, 2005.

**AmeriCorps State Members Serving in Missouri Counties: 2004-05**

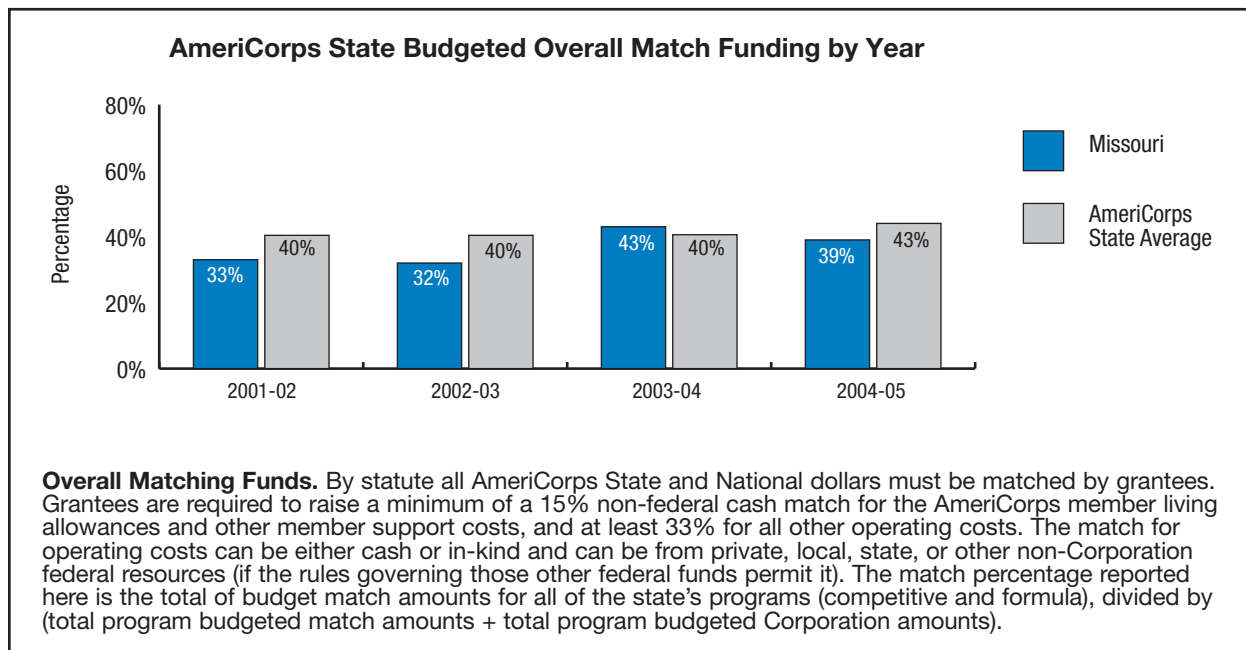


Data Source: Information on number of members and service locations was obtained through State Commission self-report.

<sup>1</sup> Symbol placement is determined by the zip codes where members serve.



Data Source: Grantsbase and eGrants, as of September 30, 2005.

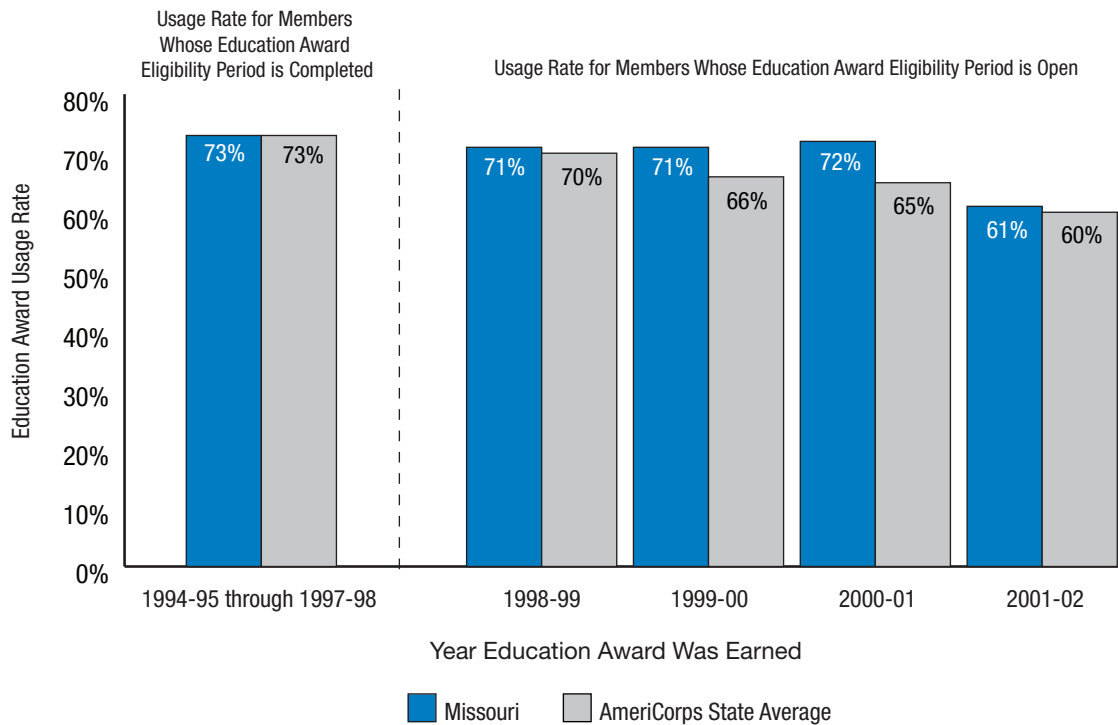


Data Source: Grantsbase and eGrants, as of September 30, 2005.





**AmeriCorps State Education Award Usage: 1994-2002<sup>1</sup>**



**Education Award.** After successfully completing a term of service, AmeriCorps members who are enrolled in the National Service Trust are eligible to receive an education award. The education award can be used to pay education costs at qualified institutions of higher education or training, or to repay qualified student loans. The award currently is \$4,725 for a year of full-time service, with correspondingly lesser awards for half-time and reduced half-time service. A member has up to seven years after his or her term of service has ended to use the award.

**Education Award Usage.** Education award usage is generated from eSpan. For education award usage rates, we examined awards in which members had 3 or more years to access the award. This decision was based on evidence that most members use the education award within 3 years of earning it.

Data Source: eSPAN, as of September 14, 2005.

<sup>1</sup> For education award usage rates, we examined awards in which members have had three or more years to access the award. This decision was based on evidence that most members use the education award within three years of earning it.

For this report, we have identified members who served in 1994-1995 through 2001-2002 to examine usage rates for education awards.

**1994-1995 through 1997-1998:** Members who served in 1994-1995 through 1997-1998 have completed their seven-year education award eligibility period; because the eligibility period for using the education award is completed, we have aggregated the usage rate for these members.

**1998-1999 through 2001-2002:** Members who served in 1998-1999 through 2001-2002 have at least one year of eligibility left. As former members of these years access their education awards, these data will fluctuate as the awards remain active.

We will continue to track AmeriCorps member education award usage by year, adding an additional year in the “eligibility remaining” portion of the graph. Usage rates may differ from year to year as more earned education award money is withdrawn from members’ Trust accounts. As members end their seven-year period of eligibility they will be added to the “eligibility completed” group.



**Performance Highlights<sup>1</sup> for Montana**

**2003-2004**

**EDUCATION**

(5 subgrantees reporting)  
 2,451 students in grades 1-12 were tutored.  
 872 students received mentoring or counseling in school success and achievement.  
 15,025 parents benefited from parent-child literacy based learning activities

**ENVIRONMENT**

(1 subgrantee reporting)  
 640 miles of trails and other public areas or roads were cleaned up and maintained.  
 469 campground structures or picnic equipment were restored or improved.  
 2,786 acres of habitat were restored or conserved.

**HUMAN NEEDS**

(2 subgrantees reporting)  
 13 housing units were constructed, benefiting 39 low-income, disabled, or elderly individuals.  
 73 community buildings were rehabilitated, renovated, or repaired, benefiting 72 community service agencies and faith-based organizations.

**COMMUNITY STRENGTHENING**

(4 subgrantees reporting)  
 58 teachers received support in integrating technology into their curriculum.

**VOLUNTEER LEVERAGING**

(4 subgrantees reporting)  
 Over 2,700 volunteers were recruited to address community needs.  
 1,487 volunteers were recruited in support of parent involvement and literacy activities.

**MEMBER DEVELOPMENT**

(5 subgrantees reporting)  
 62 members were trained in life skills, such as organizational skills, problem solving, teamwork, and leadership.  
 136 members were trained in CPR, first aid, and emergency response.  
 242 members were trained in citizenship and civic responsibility.

**2004-2005**

**EDUCATION**

(4 subgrantees reporting)  
 2,404 students in grades 1-12 were tutored.  
 674 at-risk youth were mentored.  
 268 youth participated in service-learning and community education activities conducted by members.  
 1,029 parents benefited from parent-child literacy based learning activities.

**ENVIRONMENT**

(1 subgrantee reporting)  
 857 miles of trails and other public areas or roads were cleaned up and maintained.  
 3,877 acres of habitat were restored and conserved.  
 31,967 trees were planted to restore riverbank and stream habitat.

**COMMUNITY STRENGTHENING**

(4 subgrantees reporting)  
 Members assisted 16 organizations with database development, fundraising projects, and developing partnership agreements.

**VOLUNTEER LEVERAGING**

(4 subgrantees reporting)  
 2,754 volunteers were recruited at college campuses for a range of service projects.  
 487 volunteers were recruited for 58 conservation projects across the state.

**MEMBER DEVELOPMENT**

(4 subgrantees reporting)  
 174 members were trained in life skills, such as organizational skills, problem solving, teamwork, and leadership.  
 154 members were trained in CPR, first aid, and emergency response.  
 242 members were trained in citizenship and civic responsibility.

Data Source: All data are aggregates of the data subgrantees report in the AmeriCorps Progress Reports. State Commissions review subgrantees' reports, and then submit approved information to AmeriCorps through the Grantee Progress Reports (GPR). AmeriCorps programs vary in their start and end dates, and not all programs operate during the same timeframe. During any given year the time period of activity reported is between October 1st through September 30th. Any program activity that may have occurred after September 30, 2005 is not captured in this report.

<sup>1</sup> For Montana, all 2003-2004 performance highlights are based on Formula and Competitive Award subgrantee self-report (total number of subgrantees for Montana in 2003-2004 was 12). For 2004-2005, all performance highlights are based on Formula and Competitive Award subgrantee self-report (total number of subgrantees for Montana in 2004-2005 was 5).


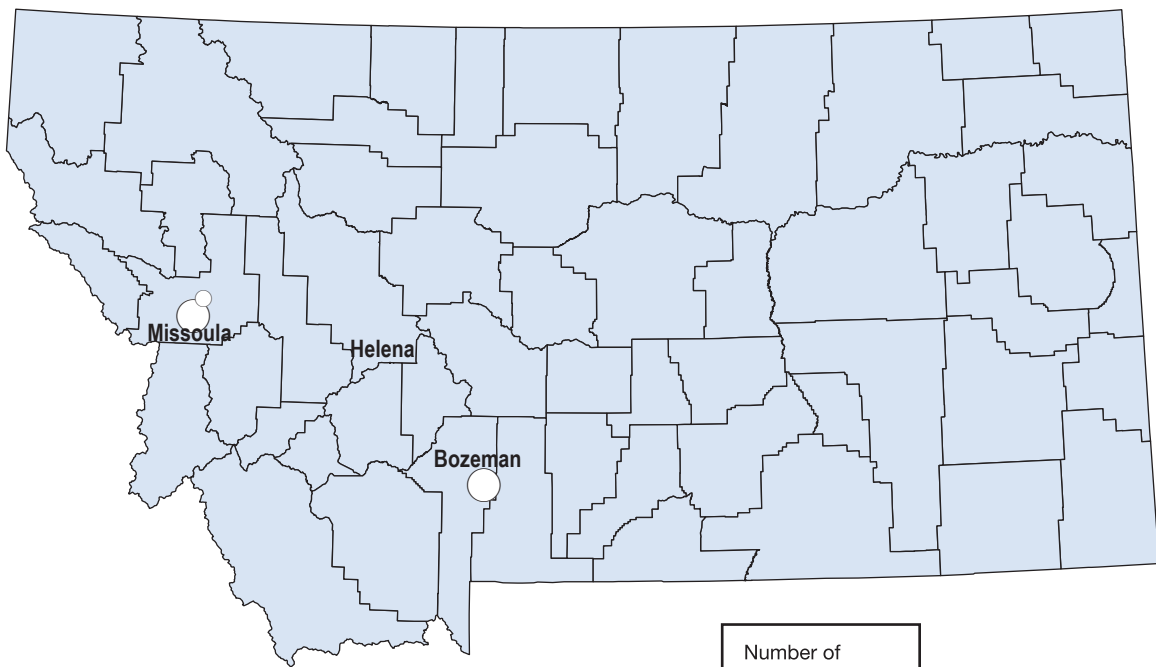


**Montana at a Glance: 2003-04**

Number of members serving	223	Overall Funding	\$2,164,160
Fill Rate	86%	Formula Award	\$466,994
Completion Rate	83%	Competitive Award	\$1,697,166
Number of volunteers leveraged	4,204	Education Award Program Funding	\$0

Data Source: Member data are from eSPAN, as of September 30, 2005; volunteer data are from GPRs, as of January 2006. State financial information, such as awarded Corporation and matching funds, comes from budgets as found in Grantsbase and eGrants, as of September 30, 2005.

**AmeriCorps State Members Serving in Montana Counties: 2003-04**



Data Source: Information on number of members and service locations was obtained through State Commission self-report.

<sup>1</sup> Symbol placement is determined by the zip codes where members serve.


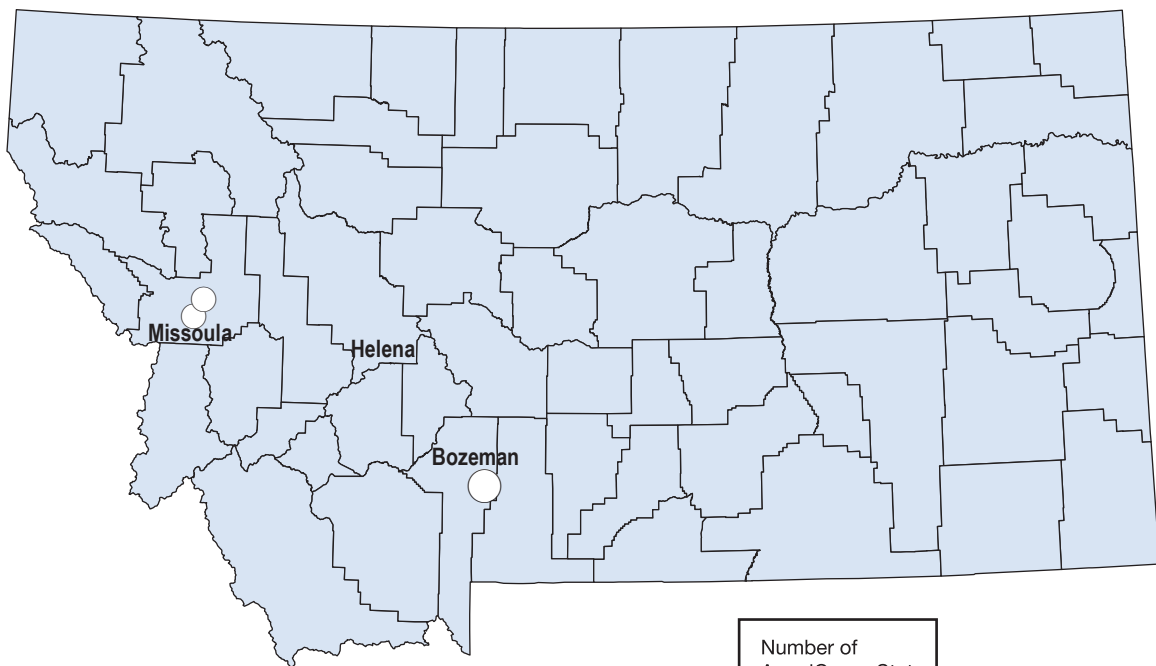


**Montana at a Glance: 2004-05**

Number of members serving	254	Overall Funding	\$2,384,925
Fill Rate	90%	Formula Award	\$499,992
Completion Rate	71%	Competitive Award	\$1,884,933
Number of volunteers leveraged	5,826	Education Award Program Funding	\$0

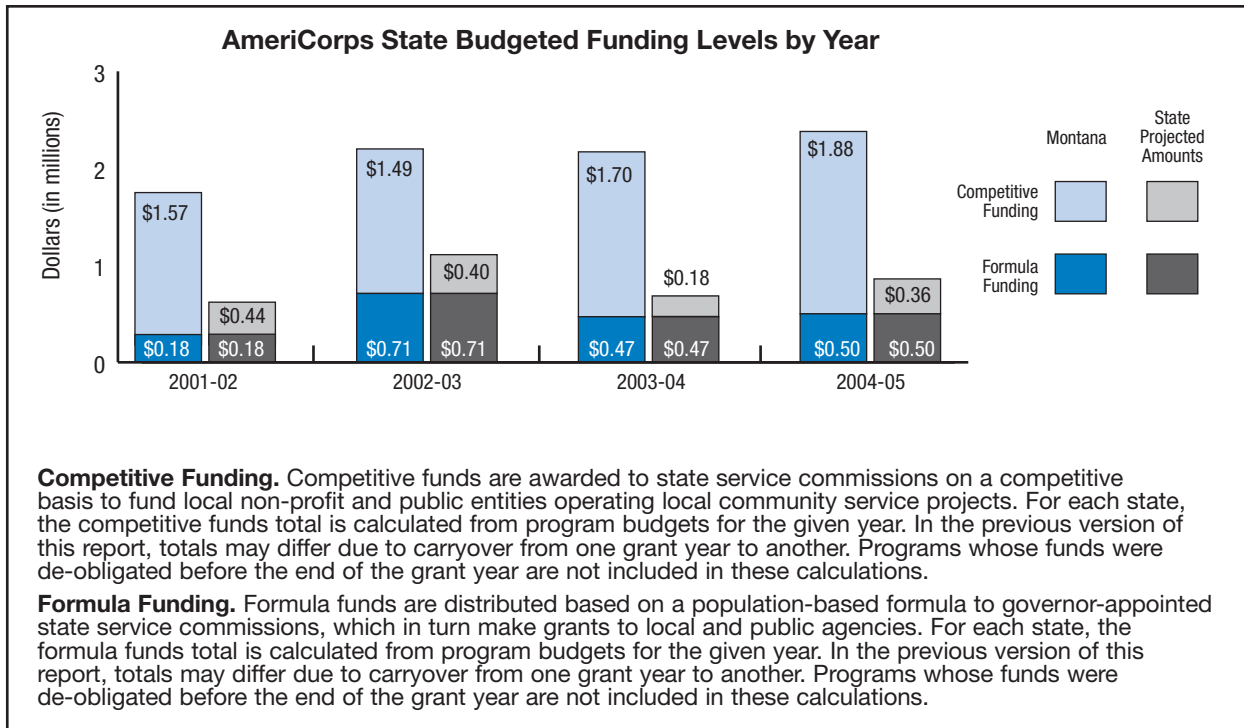
Data Source: Member data are from eSPAN, as of September 30, 2005; volunteer data are from GPRs, as of January 2006. State financial information, such as awarded Corporation and matching funds, comes from budgets as found in Grantsbase and eGrants, as of September 30, 2005.

**AmeriCorps State Members Serving in Montana Counties: 2004-05**

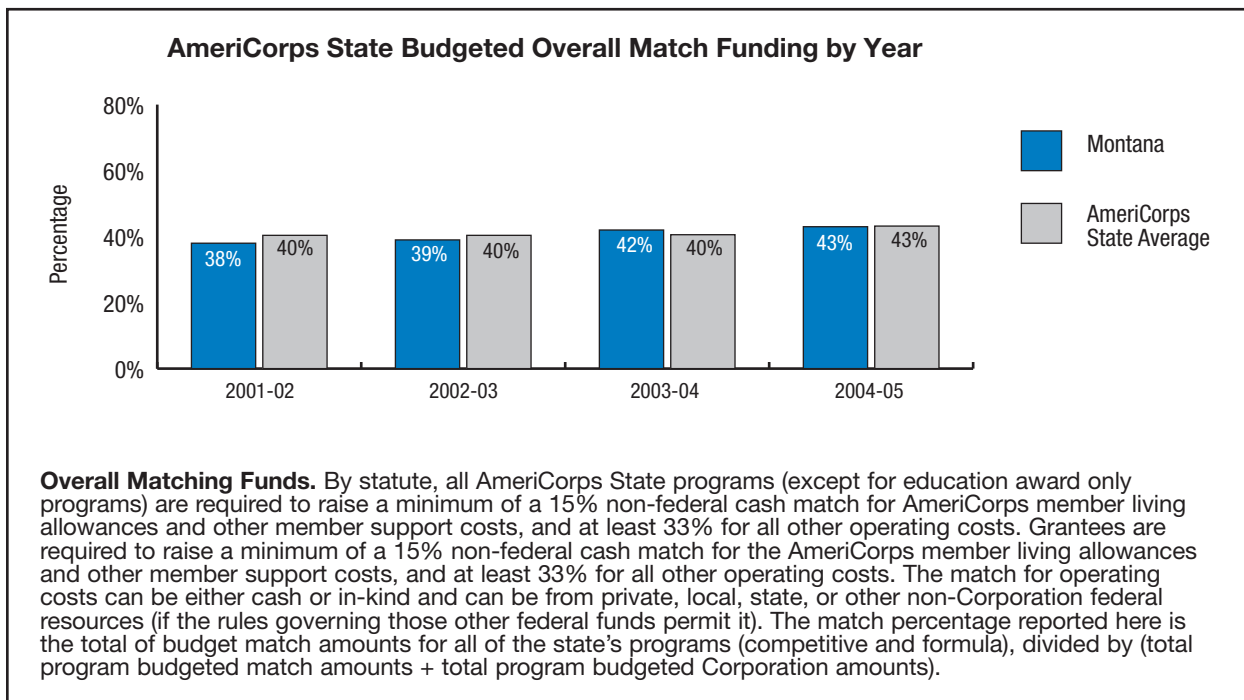


Data Source: Information on number of members and service locations was obtained through State Commission self-report.

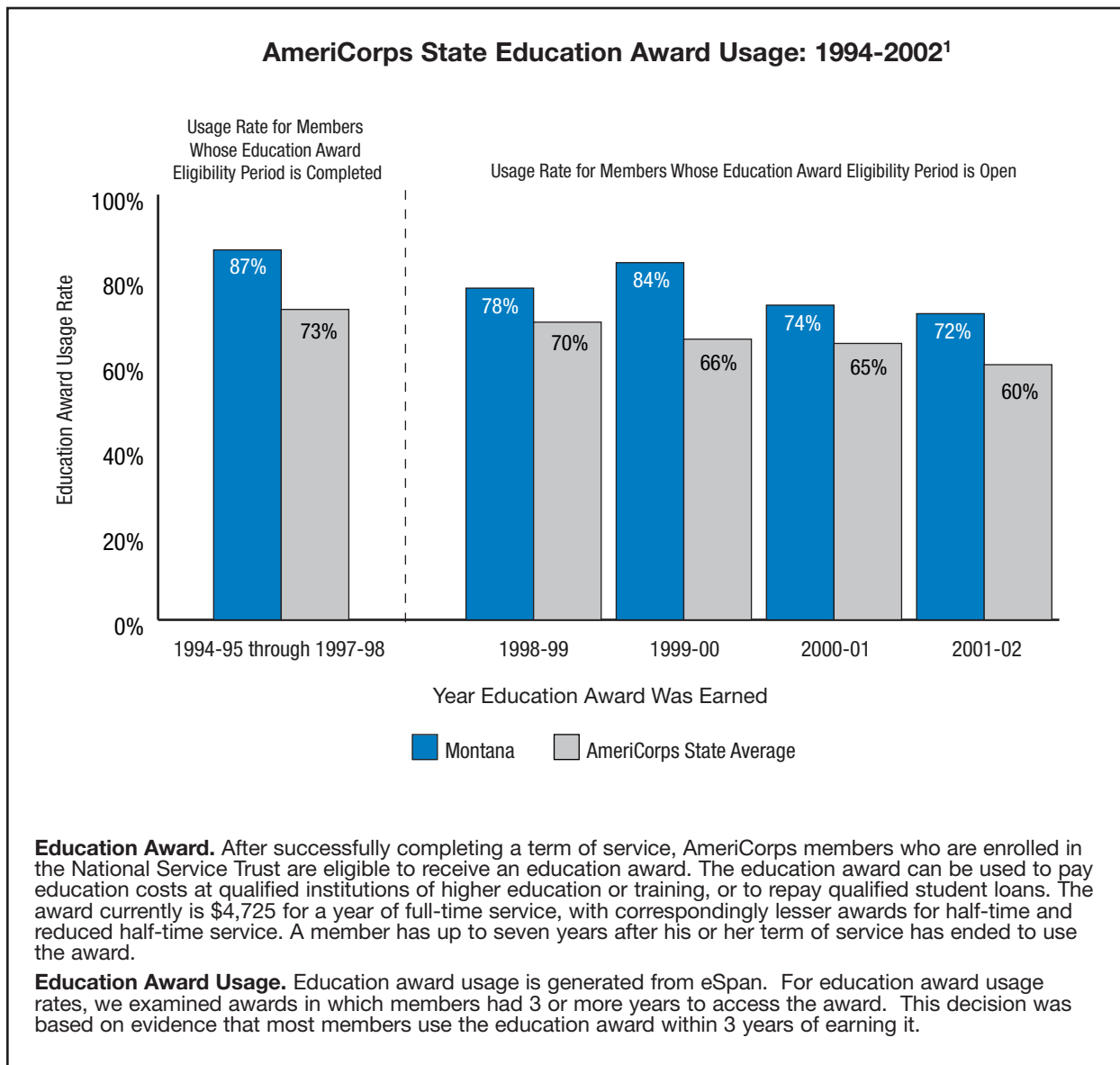
1 Symbol placement is determined by the zip codes where members serve.



Data Source: Grantsbase and eGrants, as of September 30, 2005.



Data Source: Grantsbase and eGrants, as of September 30, 2005.



Data Source: eSPAN, as of September 14, 2005.

<sup>1</sup> For education award usage rates, we examined awards in which members have had three or more years to access the award. This decision was based on evidence that most members use the education award within three years of earning it.

For this report, we have identified members who served in 1994-1995 through 2001-2002 to examine usage rates for education awards.

**1994-1995 through 1997-1998:** Members who served in 1994-1995 through 1997-1998 have completed their seven-year education award eligibility period; because the eligibility period for using the education award is completed, we have aggregated the usage rate for these members.

**1998-1999 through 2001-2002:** Members who served in 1998-1999 through 2001-2002 have at least one year of eligibility left. As former members of these years access their education awards, these data will fluctuate as the awards remain active.

We will continue to track AmeriCorps member education award usage by year, adding an additional year in the “eligibility remaining” portion of the graph. Usage rates may differ from year to year as more earned education award money is withdrawn from members’ Trust accounts. As members end their seven-year period of eligibility they will be added to the “eligibility completed” group.



## Performance Highlights<sup>1</sup> for Nebraska

### 2003-2004

#### EDUCATION

(4 subgrantees reporting)

246 adults benefited from GED or basic skills development.

400 at-risk students received tutoring, academic support, and referrals to allow them to continue their higher education.

60 at-risk low-income middle school students received out-of-school mentoring and tutoring.

1,168 students received computer literacy guidance and supported self-study.

#### HUMAN NEEDS

(3 subgrantees reporting)

20,922 homeless people received donated goods including 488,837 pounds of food and \$999,500 worth of clothing and household goods.

30,438 people benefited from community outreach activities linking refugees to services and resources.

522 youth participated in mentoring and educational enrichment programs.

#### VOLUNTEER LEVERAGING

(5 subgrantees reporting)

1,153 volunteers helped refugees with English, computer and household management skills; mentored youth, and assisted the elderly.

4,302 recruited volunteers joined community programs and tutored, supported summer camps, taught computer literacy, distributed food and household items, and helped women transition to work.

### 2004-2005

#### EDUCATION

(5 subgrantees reporting)

2,036 adults received instruction in GED or basic skills development.

2,378 at-risk students received mentoring.

615 students were counseled concerning school success or achievement.

#### HUMAN NEEDS

(4 subgrantees reporting)

17,618 people received donated goods including 426,984 pounds of food and clothing.

1,814 people received counseling related to health and family matters.

548 people were counseled regarding job development or placement.

#### COMMUNITY STRENGTHENING

(7 subgrantees reporting)

23 people's specific support needs were assessed or identified.

972 people received information about risks, safety measures, or victimization prevention.

#### VOLUNTEER LEVERAGING

(7 subgrantees reporting)

4,396 recruited volunteers tutored and mentored children and youth, assisted refugees and immigrants in English and cultural awareness, taught safety courses, and performed a range of related services.

#### MEMBER DEVELOPMENT

(7 subgrantees reporting)

54 members received technical skills training related to carrying out their assignments.

31 members were trained in citizenship and civic responsibility.

Data Source: All data are aggregates of the data subgrantees report in the AmeriCorps Progress Reports. State Commissions review subgrantees' reports, and then submit approved information to AmeriCorps through the Grantee Progress Reports (GPR). AmeriCorps programs vary in their start and end dates, and not all programs operate during the same timeframe. During any given year the time period of activity reported is between October 1st through September 30th. Any program activity that may have occurred after September 30, 2005 is not captured in this report.

<sup>1</sup> For Nebraska, all 2003-2004 performance highlights are based on Formula, Competitive, and Education Award subgrantee self-report (total number of subgrantees for Nebraska in 2003-2004 was 5). For 2004-2005, all performance highlights are based on Formula, Competitive, and Education Award subgrantee self-report (total number of subgrantees for Nebraska in 2004-2005 was 8).


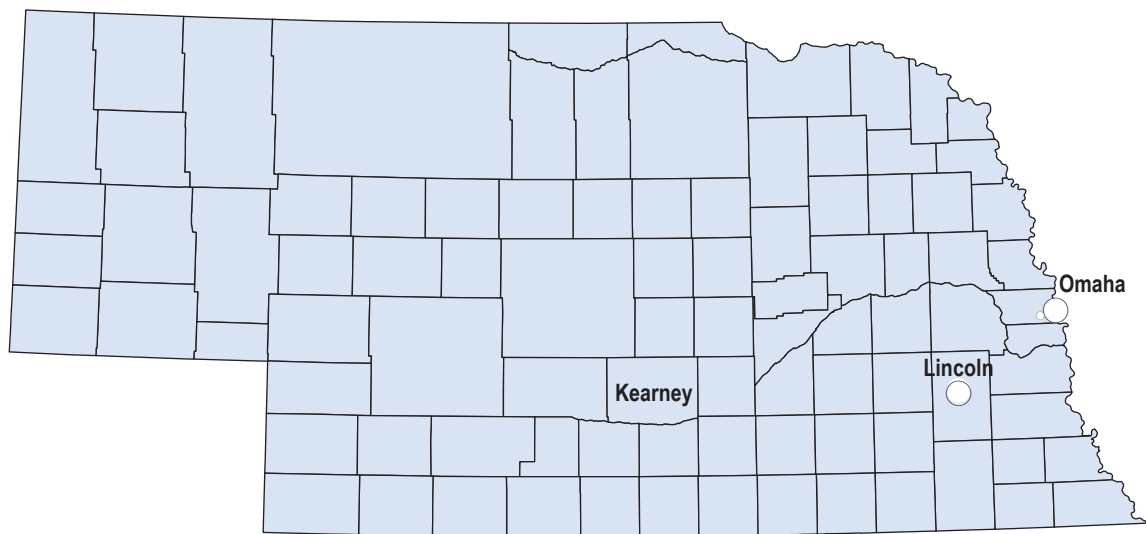


**Nebraska at a Glance: 2003-04**

Number of members serving	68	Overall Funding	\$689,107
Fill Rate	84%	Formula Award	\$332,421
Completion Rate	88%	Competitive Award	\$353,886
Number of volunteers leveraged	4,302	Education Award Program Funding	\$2,800

Data Source: Member data are from eSPAN, as of September 30, 2005; volunteer data are from GPRs, as of January 2006. State financial information, such as awarded Corporation and matching funds, comes from budgets as found in Grantsbase and eGrants, as of September 30, 2005.

**AmeriCorps State Members Serving in Nebraska Counties: 2003-04**



Data Source: Information on number of members and service locations was obtained through State Commission self-report.

<sup>1</sup> Symbol placement is determined by the zip codes where members serve.



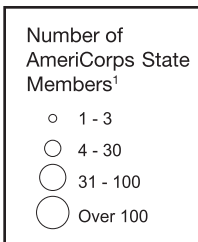
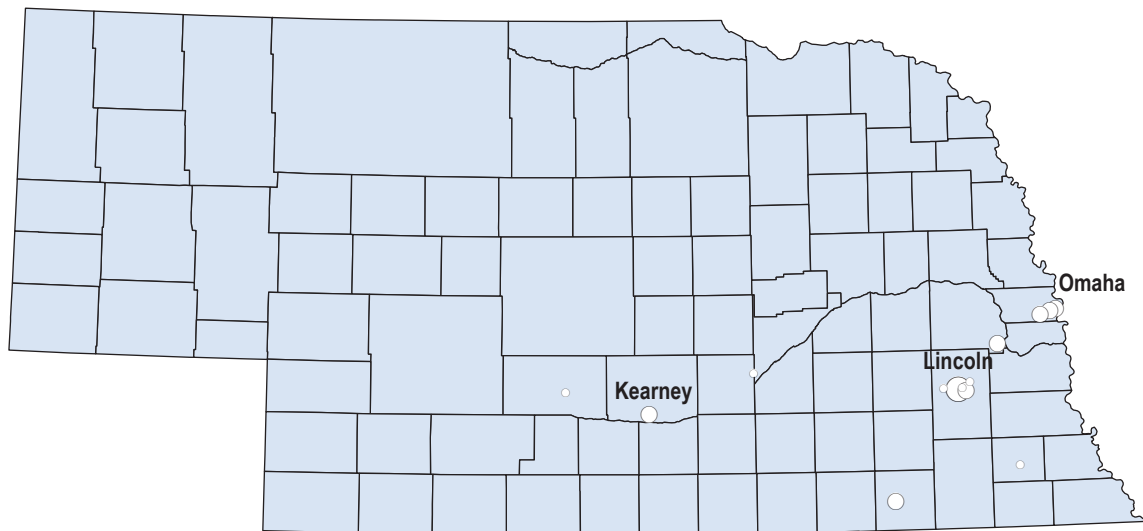


**Nebraska at a Glance: 2004-05**

Number of members serving	137	Overall Funding	\$1,259,049
Fill Rate	81%	Formula Award	\$371,857
Completion Rate	77%	Competitive Award	\$874,392
Number of volunteers leveraged	4,396	Education Award Program Funding	\$12,800

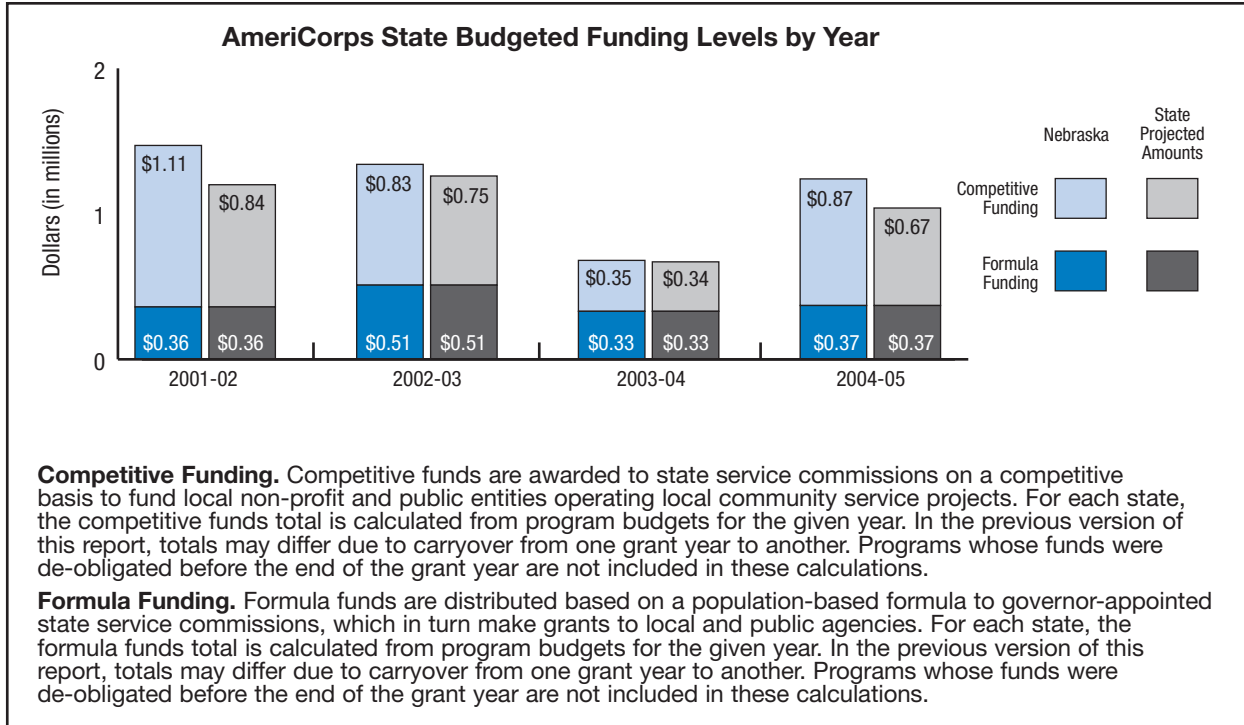
Data Source: Member data are from eSPAN, as of September 30, 2005; volunteer data are from GPRs, as of January 2006. State financial information, such as awarded Corporation and matching funds, comes from budgets as found in Grantsbase and eGrants, as of September 30, 2005.

**AmeriCorps State Members Serving in Nebraska Counties: 2004-05**

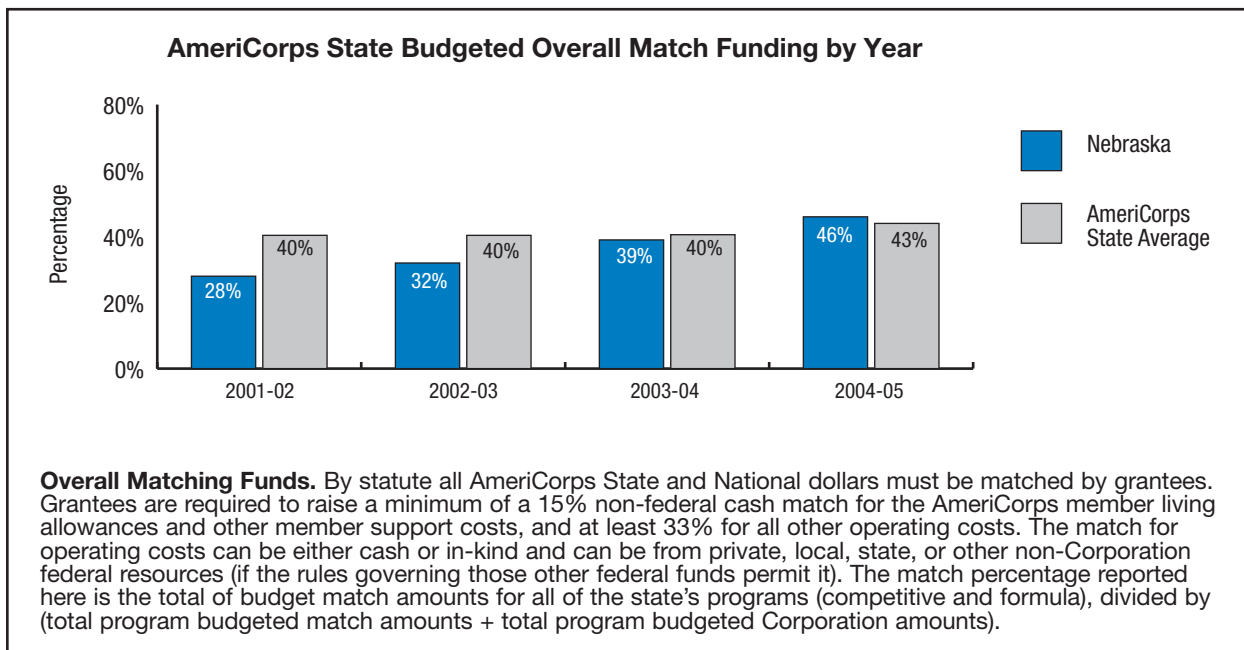


Data Source: Information on number of members and service locations was obtained through State Commission self-report.

<sup>1</sup> Symbol placement is determined by the zip codes where members serve.



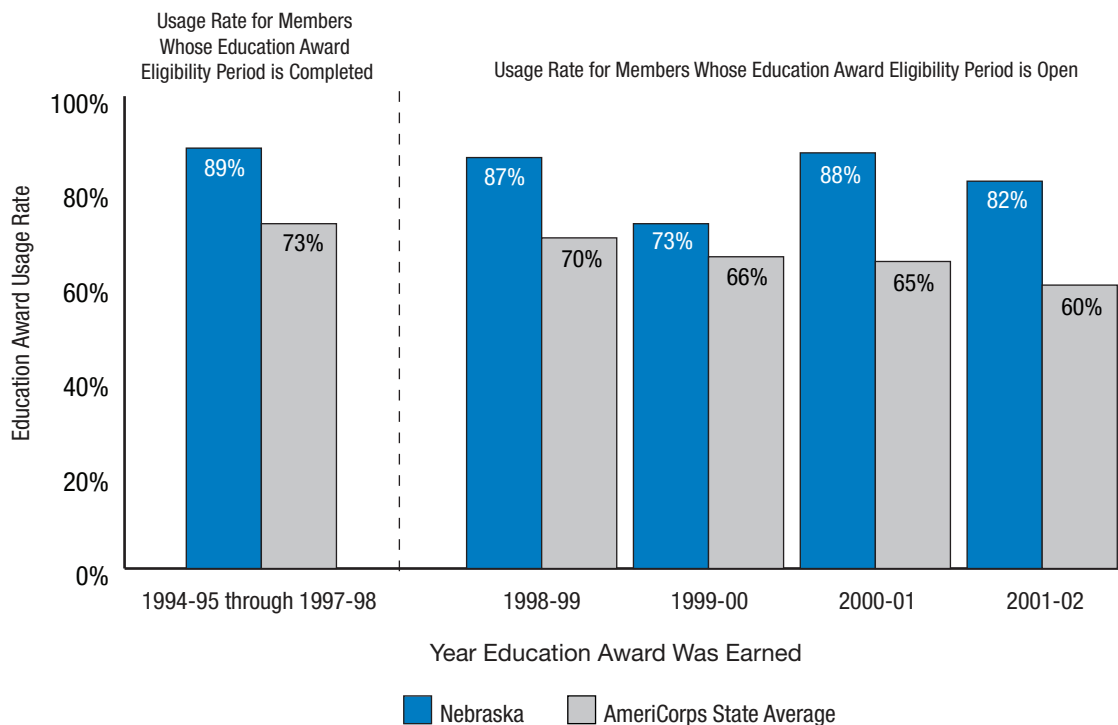
Data Source: Grantsbase and eGrants, as of September 30, 2005.



Data Source: Grantsbase and eGrants, as of September 30, 2005.



**AmeriCorps State Education Award Usage: 1994-2002<sup>1</sup>**



**Education Award.** After successfully completing a term of service, AmeriCorps members who are enrolled in the National Service Trust are eligible to receive an education award. The education award can be used to pay education costs at qualified institutions of higher education or training, or to repay qualified student loans. The award currently is \$4,725 for a year of full-time service, with correspondingly lesser awards for half-time and reduced half-time service. A member has up to seven years after his or her term of service has ended to use the award.

**Education Award Usage.** Education award usage is generated from eSpan. For education award usage rates, we examined awards in which members had 3 or more years to access the award. This decision was based on evidence that most members use the education award within 3 years of earning it.

Data Source: eSPAN, as of September 14, 2005.

<sup>1</sup> For education award usage rates, we examined awards in which members have had three or more years to access the award. This decision was based on evidence that most members use the education award within three years of earning it.

For this report, we have identified members who served in 1994-1995 through 2001-2002 to examine usage rates for education awards.

**1994-1995 through 1997-1998:** Members who served in 1994-1995 through 1997-1998 have completed their seven-year education award eligibility period; because the eligibility period for using the education award is completed, we have aggregated the usage rate for these members.

**1998-1999 through 2001-2002:** Members who served in 1998-1999 through 2001-2002 have at least one year of eligibility left. As former members of these years access their education awards, these data will fluctuate as the awards remain active.

We will continue to track AmeriCorps member education award usage by year, adding an additional year in the “eligibility remaining” portion of the graph. Usage rates may differ from year to year as more earned education award money is withdrawn from members’ Trust accounts. As members end their seven-year period of eligibility they will be added to the “eligibility completed” group.



**Performance Highlights<sup>1</sup> for Nevada**

**2003-2004**

**EDUCATION**

(5 subgrantees reporting)  
 266 elementary students were tutored in after-school programs.  
 24 adults received training in child abuse prevention awareness.  
 28 adults received instruction in GED or basic skills development.  
 2,420 students benefited from 56 environmental education presentations.

**ENVIRONMENT**

(1 subgrantee reporting)  
 16 miles of rivers, river banks, beaches, and fish habitat were restored or conserved.  
 15,100 trees were planted in wildlands or park lands.

**HUMAN NEEDS**

(4 subgrantees reporting)  
 8,543 people were provided diagnosis, screenings, or other follow-up health services.  
 1,339 homeless individuals received one-on-one case management services.  
 21,314 pounds of food and clothing were distributed, benefiting 3,551 people.

**COMMUNITY STRENGTHENING**

(6 subgrantees reporting)  
 2,179 students participated in 5 service-learning and community education projects.  
 3,000 books were collected for children.

**VOLUNTEER LEVERAGING**

(6 subgrantees reporting)  
 653 volunteers were recruited for 12 community service projects.  
 185 volunteers were recruited for tutoring and other educational purposes.

**MEMBER DEVELOPMENT**

(6 subgrantees reporting)  
 134 members were trained in citizenship and civic responsibility.  
 47 members were trained in life skills, such as organizational skills, problem solving, teamwork, and leadership.  
 95 members were trained in CPR, first aid, and emergency response.

**2004-2005**

**EDUCATION**

(5 subgrantees reporting)  
 1,924 elementary students were tutored in after-school programs.  
 2,826 students benefited from 51 environmental education presentations.  
 208 Head Start children were provided kindergarten readiness services.

**ENVIRONMENT**

(2 subgrantees reporting)  
 2,875 trees were planted in wildlands or park lands.  
 230 acres of forest were eliminated of environmental risks.  
 78 miles of trails, roadways, and other park areas were maintained or cleaned.  
 42 miles of rivers, river banks, beaches, and fish habitat were restored or conserved.  
 360 computers were refurbished and donated, preventing their disposal in landfills.

**HUMAN NEEDS**

(3 subgrantees reporting)  
 1,256 people were provided diagnosis, screenings or other follow-up health services.  
 105,074 pounds of food and clothing were distributed, benefiting 15,000 people.  
 896 homeless individuals received clinical support services.

**COMMUNITY STRENGTHENING**

(7 subgrantees reporting)  
 21 community service projects were planned and implemented.

**VOLUNTEER LEVERAGING**

(7 subgrantees reporting)  
 2,810 volunteers were recruited for community service projects.

**MEMBER DEVELOPMENT**

(7 subgrantees reporting)  
 52 members received technical skills training related to carrying out their assignments.  
 34 members were trained in CPR, first aid, and emergency response.  
 22 members were trained in life skills, such as organizational skills, problem solving, teamwork, and leadership.

Data Source: All data are aggregates of the data subgrantees report in the AmeriCorps Progress Reports. State Commissions review subgrantees' reports, and then submit approved information to AmeriCorps through the Grantee Progress Reports (GPR). AmeriCorps programs vary in their start and end dates, and not all programs operate during the same timeframe. During any given year the time period of activity reported is between October 1st through September 30th. Any program activity that may have occurred after September 30, 2005 is not captured in this report.

<sup>1</sup> For Nevada, all 2003-2004 performance highlights are based on Formula and Competitive Award subgrantee self-report (total number of subgrantees for Nevada in 2003-2004 was 7). For 2004-2005, all performance highlights are based on Formula and Competitive Award subgrantee self-report (total number of subgrantees for Nevada in 2004-2005 was 7).

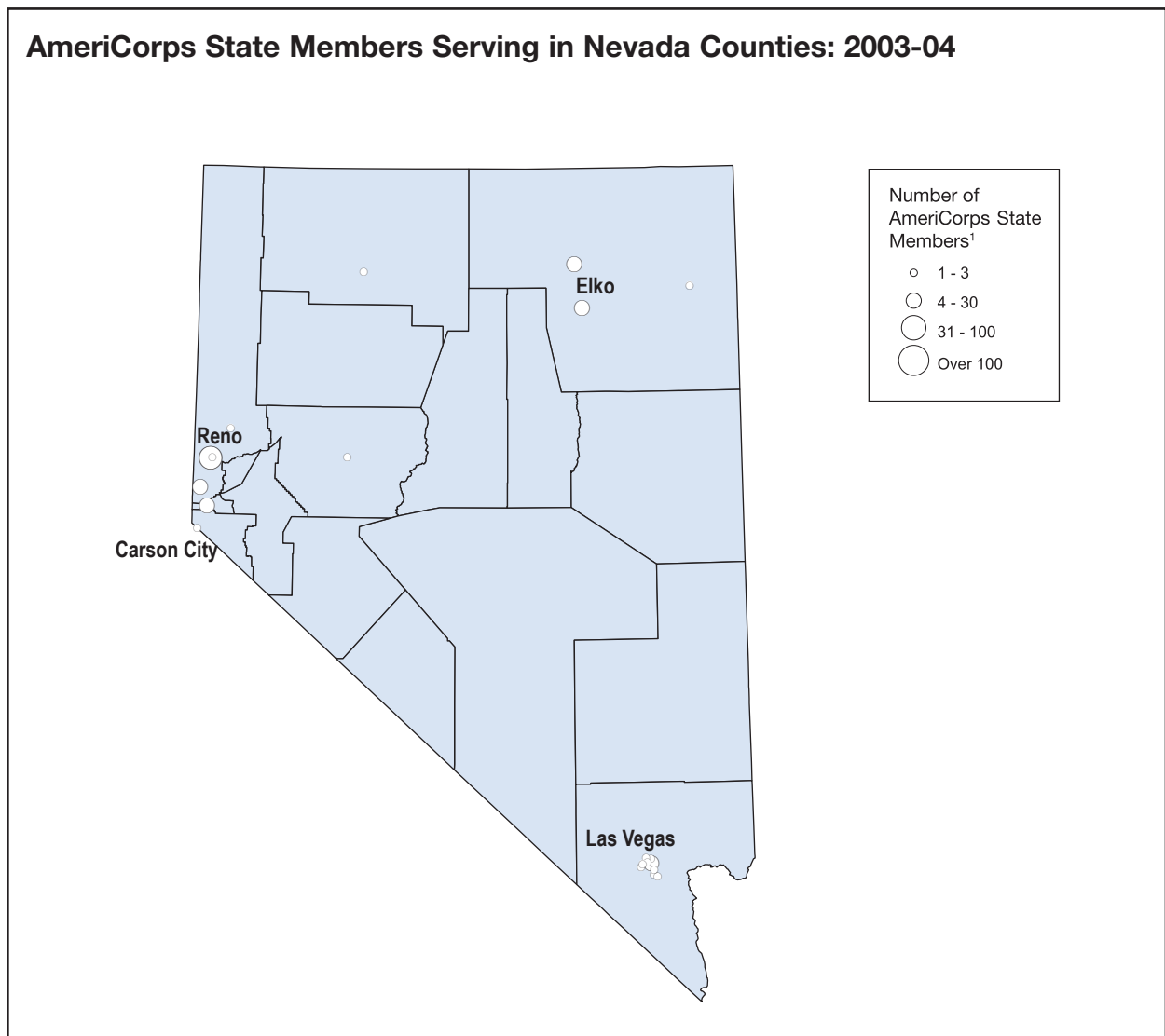


**Nevada at a Glance: 2003-04**

Number of members serving	129	Overall Funding	\$1,154,787
Fill Rate	98%	Formula Award	\$444,596
Completion Rate	85%	Competitive Award	\$710,191
Number of volunteers leveraged	3,378	Education Award Program Funding	\$0

Data Source: Member data are from eSPAN, as of September 30, 2005; volunteer data are from GPRs, as of January 2006. State financial information, such as awarded Corporation and matching funds, comes from budgets as found in Grantsbase and eGrants, as of September 30, 2005.

**AmeriCorps State Members Serving in Nevada Counties: 2003-04**



Data Source: Information on number of members and service locations was obtained through State Commission self-report.

1 Symbol placement is determined by the zip codes where members serve.

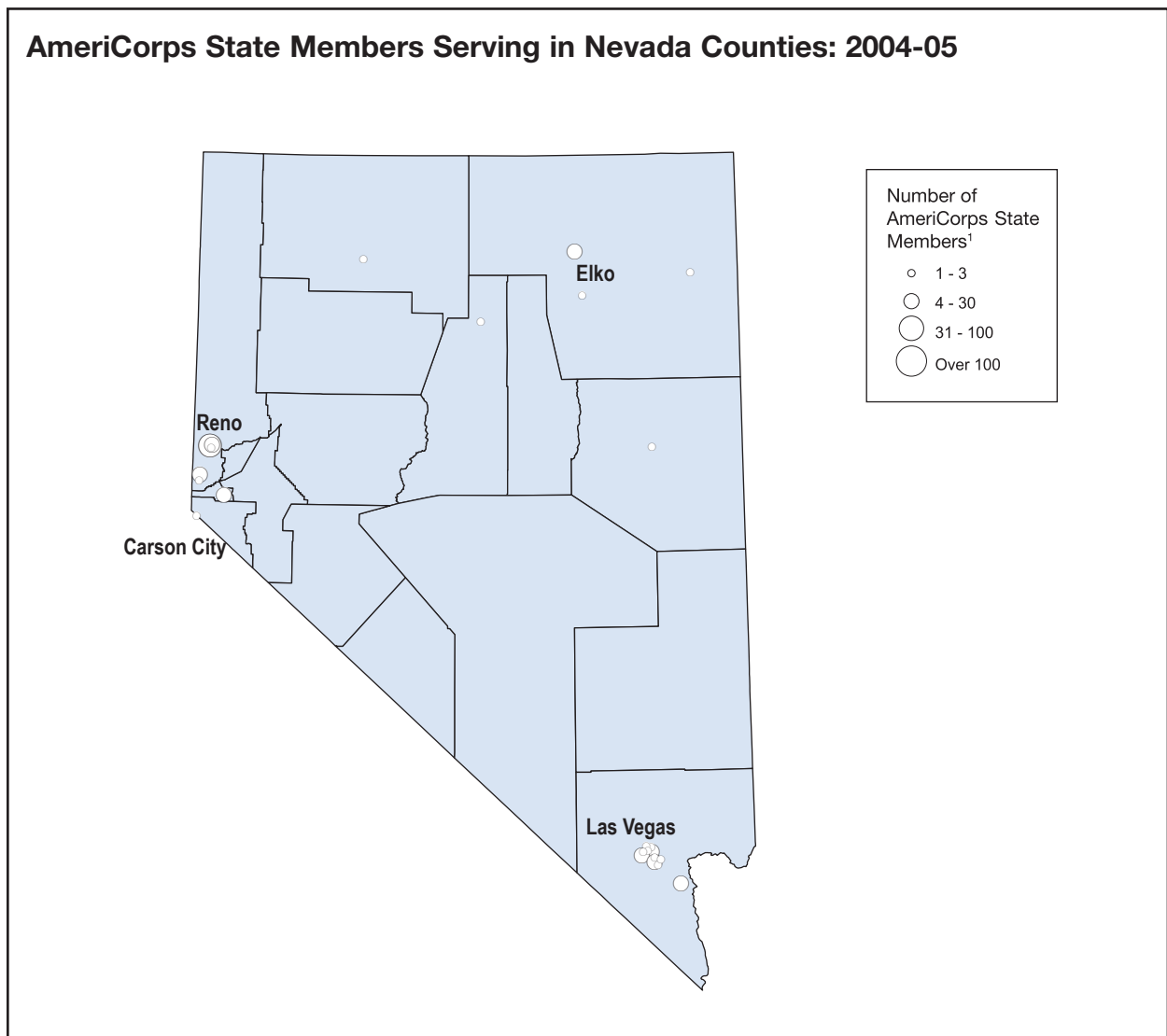


**Nevada at a Glance: 2004-05**

Number of members serving	166	Overall Funding	\$1,328,766
Fill Rate	101%	Formula Award	\$555,909
Completion Rate	75%	Competitive Award	\$772,857
Number of volunteers leveraged	2,810	Education Award Program Funding	\$0

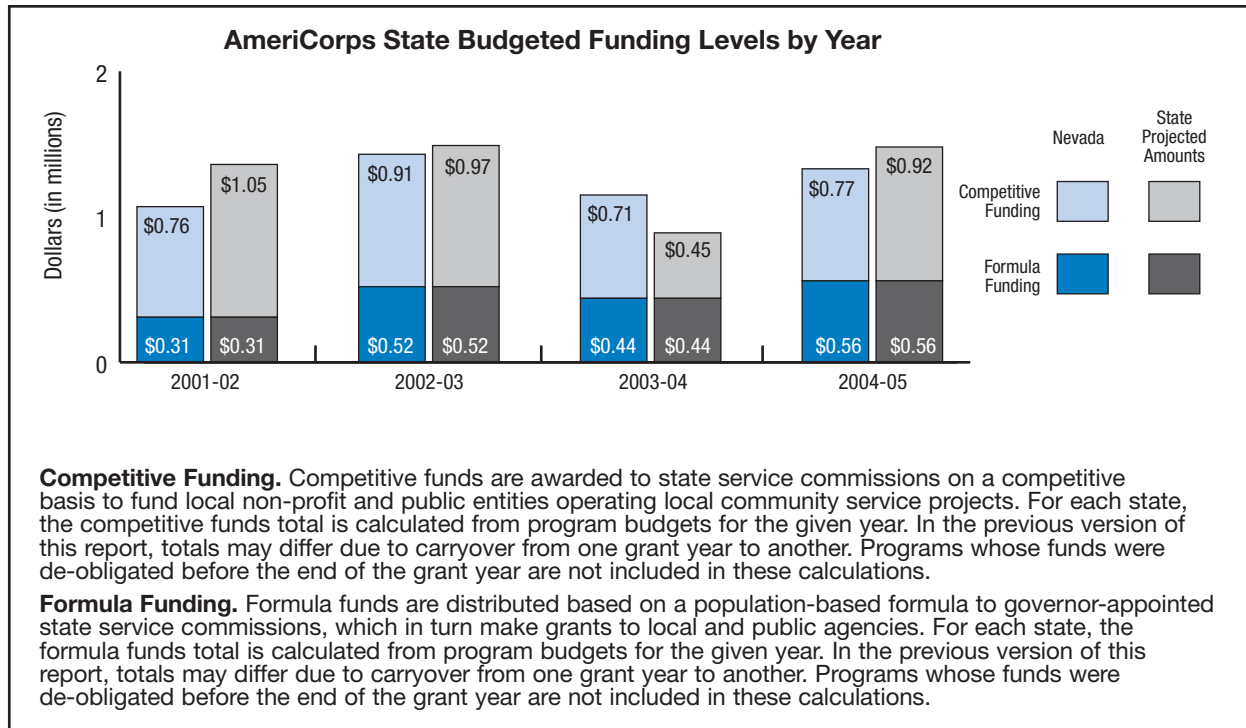
Data Source: Member data are from eSPAN, as of September 30, 2005; volunteer data are from GPRs, as of January 2006. State financial information, such as awarded Corporation and matching funds, comes from budgets as found in Grantsbase and eGrants, as of September 30, 2005.

**AmeriCorps State Members Serving in Nevada Counties: 2004-05**

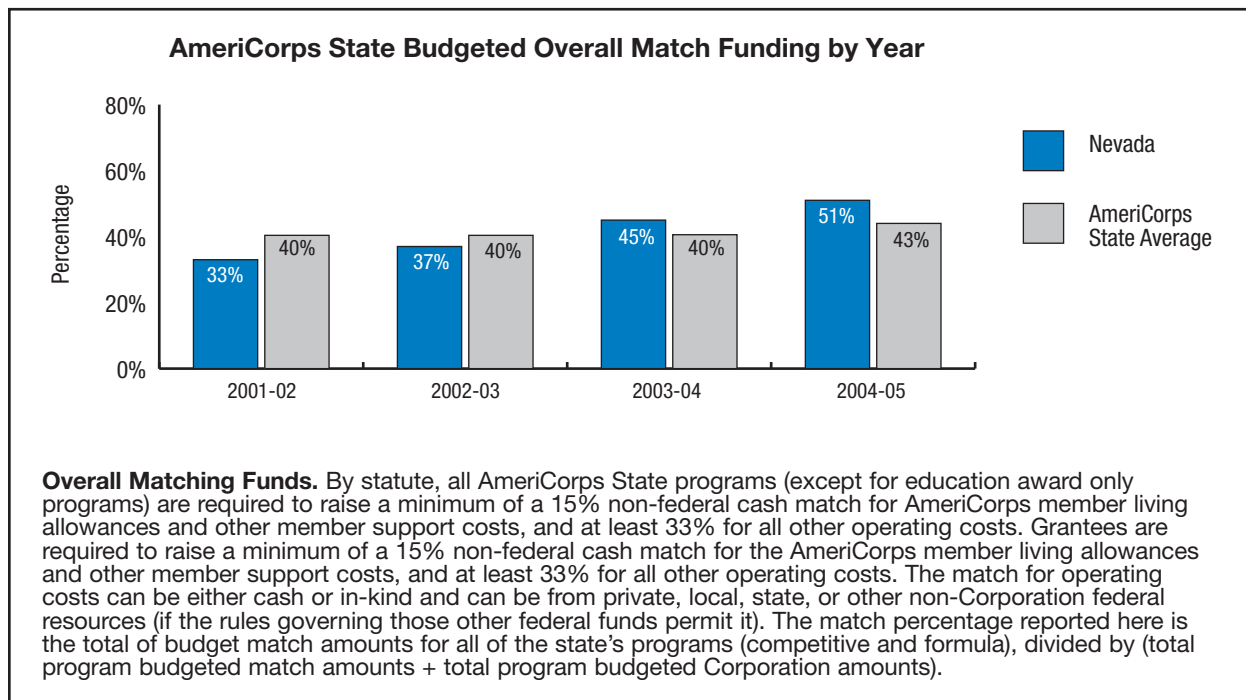


Data Source: Information on number of members and service locations was obtained through State Commission self-report.

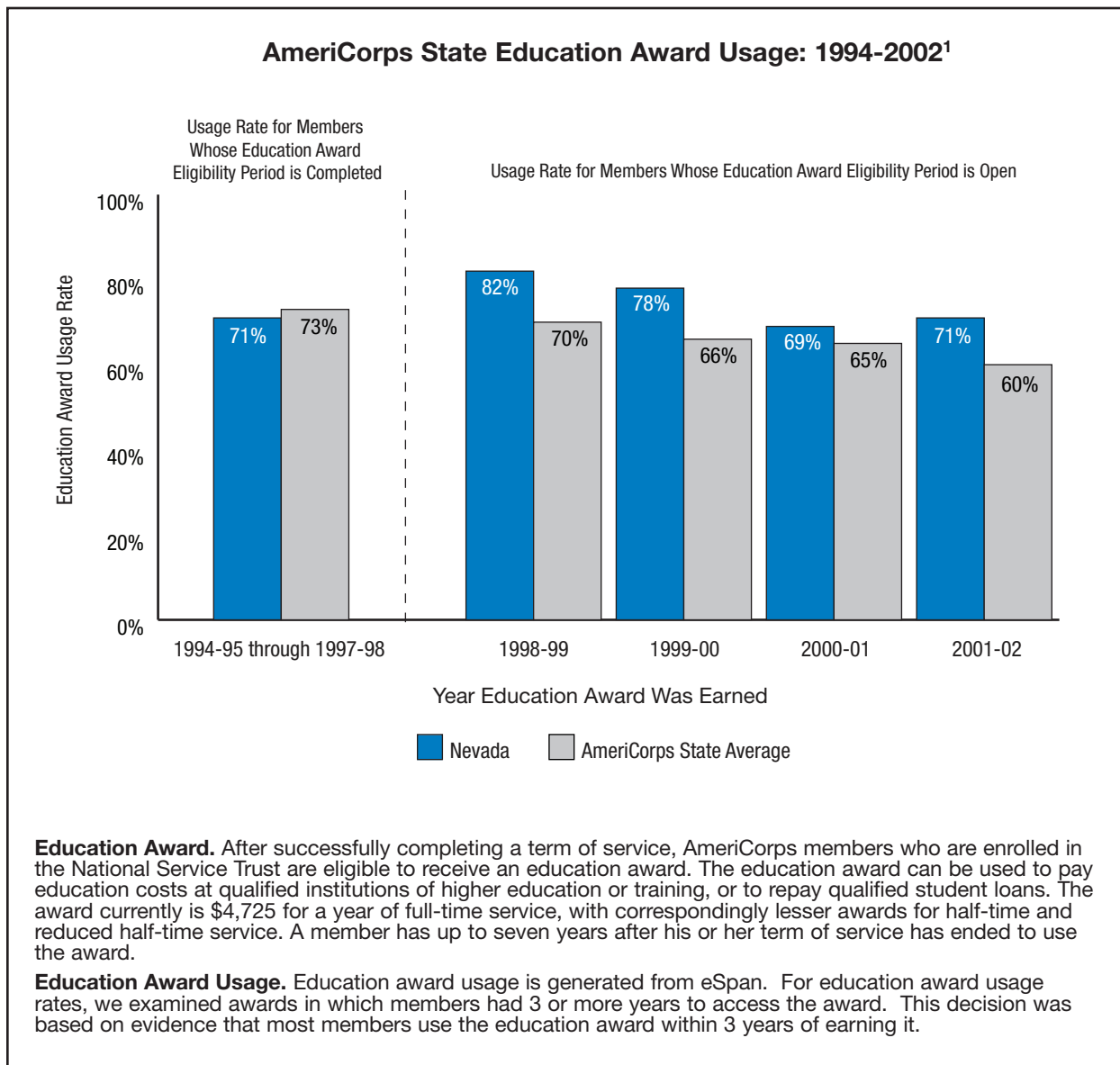
1 Symbol placement is determined by the zip codes where members serve.



Data Source: Grantsbase and eGrants, as of September 30, 2005.



Data Source: Grantsbase and eGrants, as of September 30, 2005.



Data Source: eSPAN, as of September 14, 2005.

<sup>1</sup> For education award usage rates, we examined awards in which members have had three or more years to access the award. This decision was based on evidence that most members use the education award within three years of earning it.

For this report, we have identified members who served in 1994-1995 through 2001-2002 to examine usage rates for education awards.

**1994-1995 through 1997-1998:** Members who served in 1994-1995 through 1997-1998 have completed their seven-year education award eligibility period; because the eligibility period for using the education award is completed, we have aggregated the usage rate for these members.

**1998-1999 through 2001-2002:** Members who served in 1998-1999 through 2001-2002 have at least one year of eligibility left. As former members of these years access their education awards, these data will fluctuate as the awards remain active.

We will continue to track AmeriCorps member education award usage by year, adding an additional year in the “eligibility remaining” portion of the graph. Usage rates may differ from year to year as more earned education award money is withdrawn from members’ Trust accounts. As members end their seven-year period of eligibility they will be added to the “eligibility completed” group.





**Performance Highlights<sup>1</sup> for New Hampshire**

**2003-2004**

**EDUCATION**

(1 subgrantee reporting)  
 646 students in grades 1-12 received tutoring.  
 591 students were taught in Head Start and preschool programs.

**PUBLIC SAFETY**

(1 subgrantee reporting)  
 2,175 people received counseling related to health and family matters.  
 3,432 people received anti-victimization counseling or training, or assistance in negotiating the justice system.

**COMMUNITY STRENGTHENING**

(2 subgrantees reporting)  
 3,550 parents or families received support in parenting skills development.  
 258 people received information regarding community services.

**VOLUNTEER LEVERAGING**

(2 subgrantees reporting)  
 139 volunteers were trained and placed to provide a wide range of services.

**MEMBER DEVELOPMENT**

(2 subgrantees reporting)  
 28 members received technical skills training related to carrying out their assignments.  
 8 members were trained in CPR, first aid, and emergency response.  
 12 members were trained in life skills, such as organizational skills, problem solving, teamwork, and leadership.

**2004-2005**

**EDUCATION**

(4 subgrantees reporting)  
 4,234 students in grades 1-12 received tutoring.  
 539 in-class enrichment sessions were provided, benefiting 1,847 students.

641 students were taught in Head Start and preschool programs.  
 834 students benefited from service-learning and community education activities organized and conducted by members.

**ENVIRONMENT**

(1 subgrantee reporting)  
 61 miles of trails, roadways, and other park areas were maintained or cleaned.  
 10 miles of rivers, river banks, beaches, and fish habitat were restored or conserved.  
 50 trees were planted in wildlands or park lands.

**PUBLIC SAFETY**

(1 subgrantee reporting)  
 2,053 people's support needs were assessed or identified.  
 600 people received anti-victimization counseling or training, or assistance in negotiating the justice system.

**COMMUNITY STRENGTHENING**

(5 subgrantees reporting)  
 8,167 people received information regarding community services.  
 2,768 parents or families received support in parenting skills development.

**VOLUNTEER LEVERAGING**

(5 subgrantees reporting)  
 290 volunteers were recruited for assistance in addressing human needs issues.  
 234 volunteers were trained and placed to provide a wide range of services.

**MEMBER DEVELOPMENT**

(2 subgrantees reporting)  
 115 members received technical skills training related to carrying out their assignments.  
 92 members were trained in life skills, such as organizational skills, problem solving, teamwork, and leadership.  
 69 members were trained in CPR, first aid, and emergency response.

Data Source: All data are aggregates of the data subgrantees report in the AmeriCorps Progress Reports. State Commissions review subgrantees' reports, and then submit approved information to AmeriCorps through the Grantee Progress Reports (GPR). AmeriCorps programs vary in their start and end dates, and not all programs operate during the same timeframe. During any given year the time period of activity reported is between October 1st through September 30th. Any program activity that may have occurred after September 30, 2005 is not captured in this report.

<sup>1</sup> For New Hampshire, all 2003-2004 performance highlights are based on Formula and Competitive Award subgrantee self-report (total number of subgrantees for New Hampshire in 2003-2004 was 2). For 2004-2005, all performance highlights are based on Formula and Competitive Award subgrantee self-report (total number of subgrantees for New Hampshire in 2004-2005 was 5).

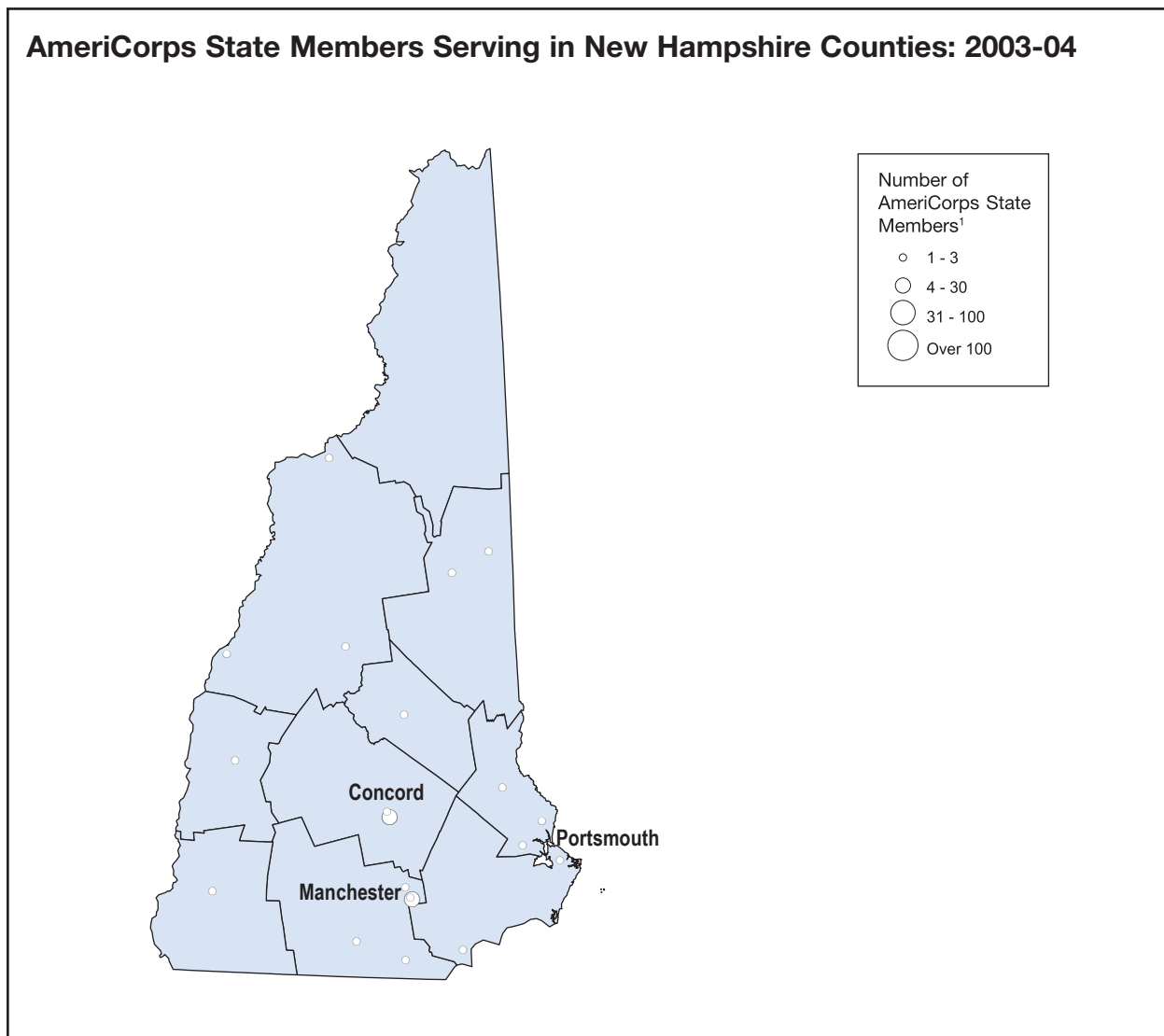


**New Hampshire at a Glance: 2003-04**

Number of members serving	34	Overall Funding	\$511,999
Fill Rate	81%	Formula Award	\$255,999
Completion Rate	82%	Competitive Award	\$256,000
Number of volunteers leveraged	672	Education Award Program Funding	\$0

Data Source: Member data are from eSPAN, as of September 30, 2005; volunteer data are from GPRs, as of January 2006. State financial information, such as awarded Corporation and matching funds, comes from budgets as found in Grantsbase and eGrants, as of September 30, 2005.

**AmeriCorps State Members Serving in New Hampshire Counties: 2003-04**



Data Source: Information on number of members and service locations was obtained through State Commission self-report.

1 Symbol placement is determined by the zip codes where members serve.

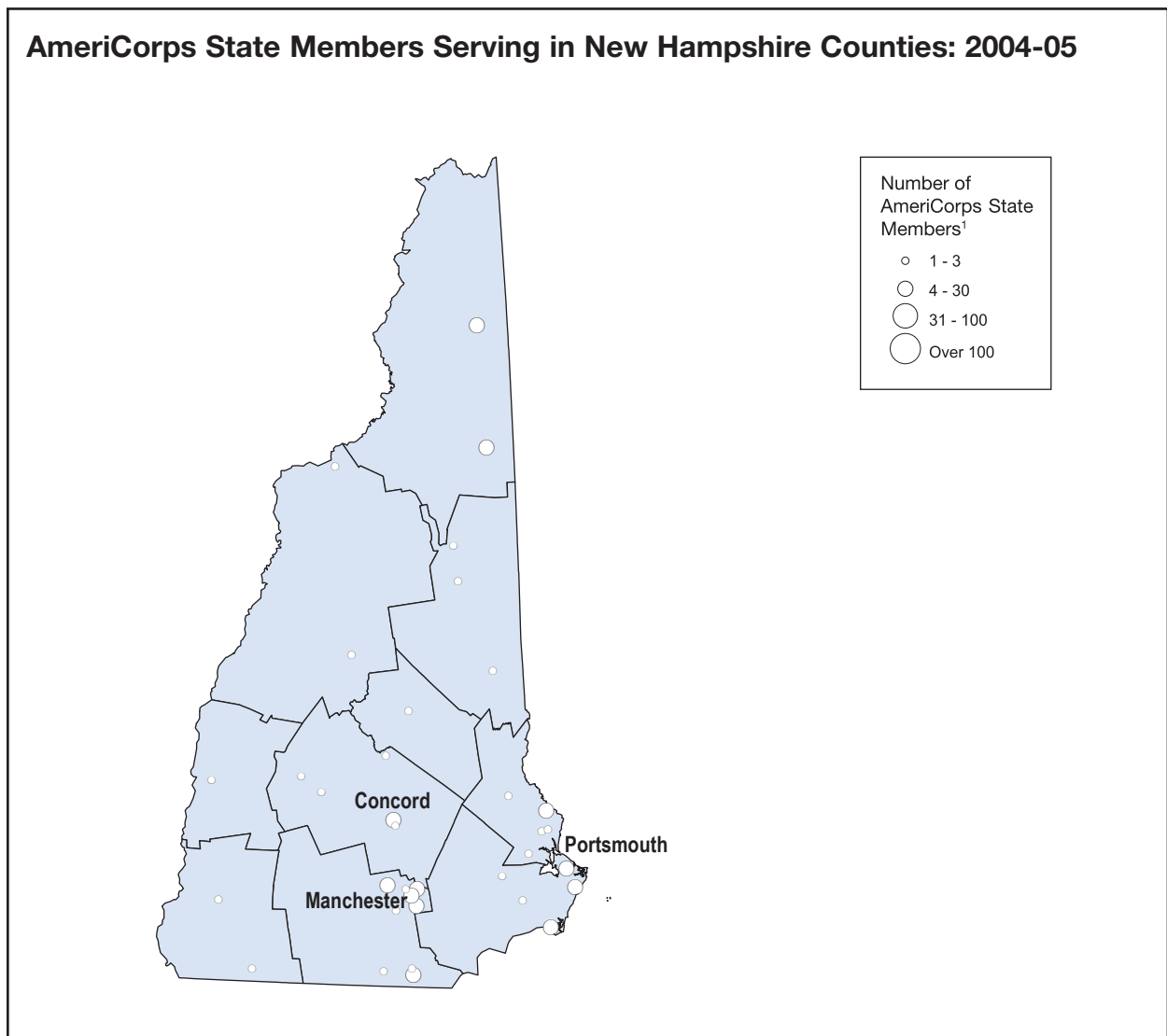


**New Hampshire at a Glance: 2004-05**

Number of members serving	133	Overall Funding	\$1,580,997
Fill Rate	93%	Formula Award	\$743,997
Completion Rate	82%	Competitive Award	\$837,000
Number of volunteers leveraged	5,296	Education Award Program Funding	\$0

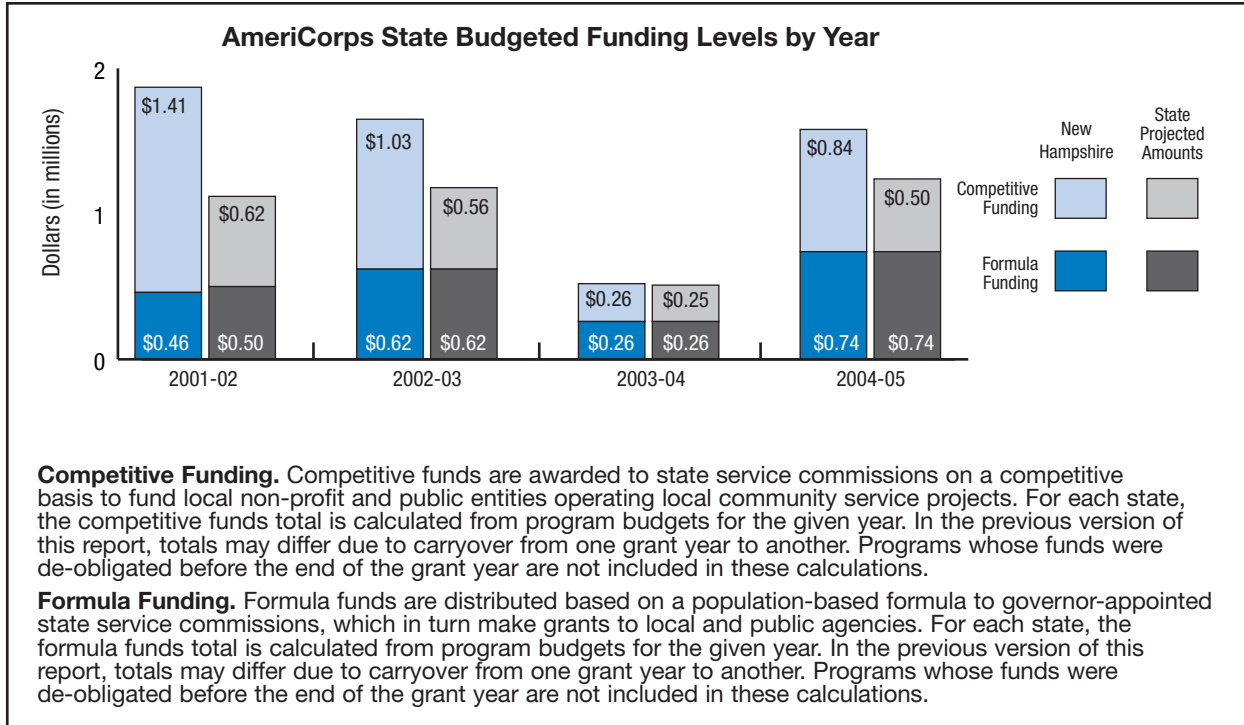
Data Source: Member data are from eSPAN, as of September 30, 2005; volunteer data are from GPRs, as of January 2006. State financial information, such as awarded Corporation and matching funds, comes from budgets as found in Grantsbase and eGrants, as of September 30, 2005.

**AmeriCorps State Members Serving in New Hampshire Counties: 2004-05**

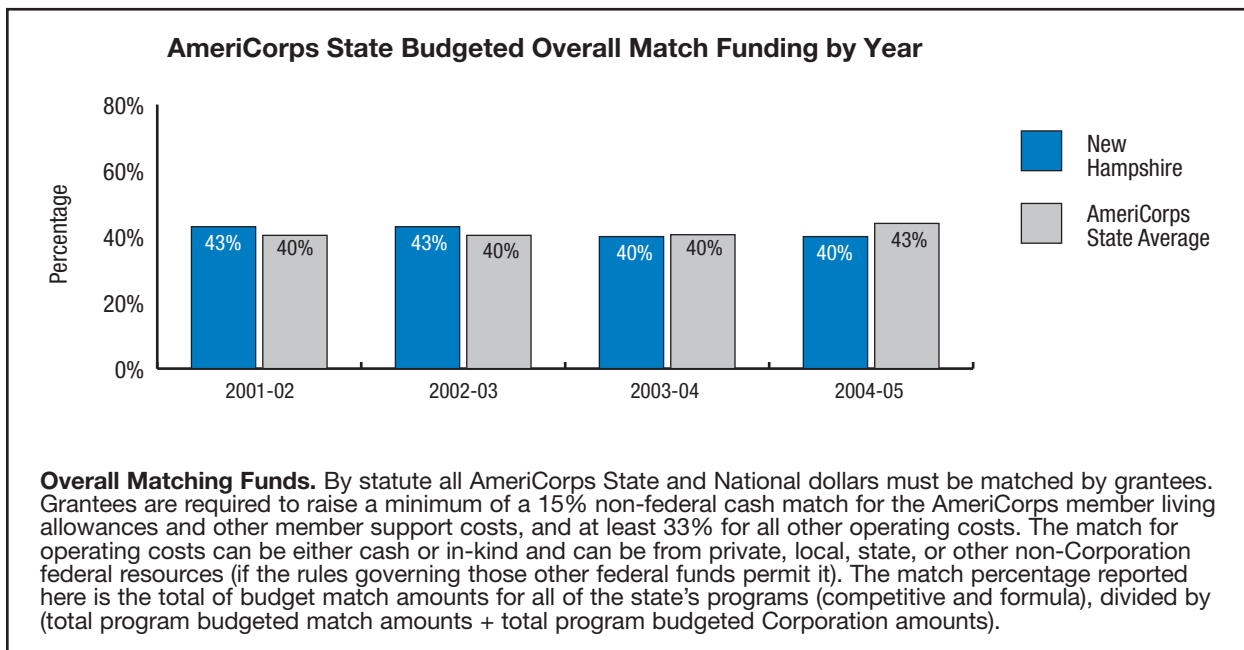


Data Source: Information on number of members and service locations was obtained through State Commission self-report.

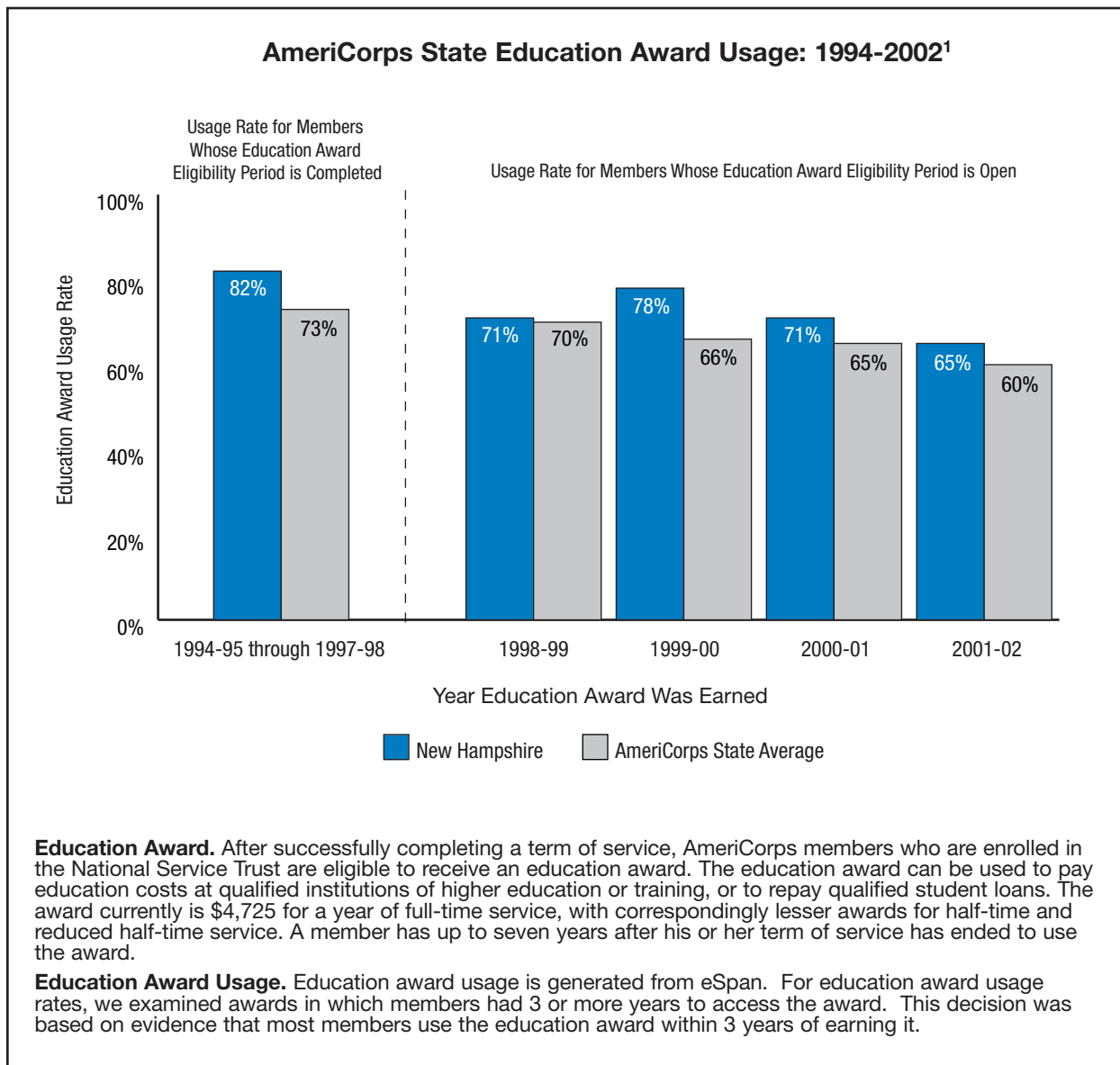
1 Symbol placement is determined by the zip codes where members serve.



Data Source: Grantsbase and eGrants, as of September 30, 2005.



Data Source: Grantsbase and eGrants, as of September 30, 2005.



Data Source: eSPAN, as of September 14, 2005.

<sup>1</sup> For education award usage rates, we examined awards in which members have had three or more years to access the award. This decision was based on evidence that most members use the education award within three years of earning it.

For this report, we have identified members who served in 1994-1995 through 2001-2002 to examine usage rates for education awards.

**1994-1995 through 1997-1998:** Members who served in 1994-1995 through 1997-1998 have completed their seven-year education award eligibility period; because the eligibility period for using the education award is completed, we have aggregated the usage rate for these members.

**1998-1999 through 2001-2002:** Members who served in 1998-1999 through 2001-2002 have at least one year of eligibility left. As former members of these years access their education awards, these data will fluctuate as the awards remain active.

We will continue to track AmeriCorps member education award usage by year, adding an additional year in the “eligibility remaining” portion of the graph. Usage rates may differ from year to year as more earned education award money is withdrawn from members’ Trust accounts. As members end their seven-year period of eligibility they will be added to the “eligibility completed” group.



## Performance Highlights<sup>1</sup> for New Jersey

### 2003-2004

#### EDUCATION

(5 subgrantees reporting)  
2,933 students in grades 1-12 were tutored.  
576 students were mentored or counseled concerning school success or achievement.

#### ENVIRONMENT

(3 subgrantees reporting)  
1,000 river and environmental assessments were completed.  
100 training sessions given by members helped 1,165 people to identify requirements to meet health and pollution standards.  
59 tons of trash were removed in area-wide cleanup efforts.

#### HUMAN NEEDS

(3 subgrantees reporting)  
102,660 pounds of food and clothing were organized and packed by members for distribution.  
2,393 immigrants were assisted in English language, computer, and job search skills.

#### PUBLIC SAFETY

(1 subgrantee reporting)  
200 at-risk youth in day and residential programs in 5 communities were mentored.

#### COMMUNITY STRENGTHENING

(9 subgrantees reporting)  
2,250 people benefited from a community job fair.

#### VOLUNTEER LEVERAGING

(9 subgrantees reporting)  
600 volunteers were trained in watershed management and water monitoring techniques.  
Thousands of volunteers assisted in organized community service days.  
279 volunteers were recruited and engaged in ESL instruction, homework help, and other educational services.

#### MEMBER DEVELOPMENT

(9 subgrantees reporting)  
68 members received career development training or counseling.  
217 members were trained in citizenship and civic responsibility.  
254 members were trained in life skills, such as organizational skills, problem solving, and leadership.

### 2004-2005

#### EDUCATION

(7 subgrantees reporting)  
444 students in grades 1-12 were tutored.  
110 students were mentored or counseled concerning school success or achievement.  
1,270 adults received instruction in GED or basic skills development.

#### ENVIRONMENT

(2 subgrantees reporting)  
277 trainings given by members assisted 2,929 people in identifying requirements to meet water and air quality standards.  
924 presentations by members regarding watershed preservation were conducted in schools and civic organizations across 19 watershed regions in the state.

#### HUMAN NEEDS

(5 subgrantees reporting)  
466,068 pounds of food and clothing were organized and distributed, benefiting 29,138 people.  
1,575 refugees and immigrants received assistance in obtaining social services.  
266 homeless individuals were provided shelter.

#### PUBLIC SAFETY

(1 subgrantee reporting)  
200 at-risk youth in a juvenile justice program were engaged in mentoring and enrichment activities.

#### COMMUNITY STRENGTHENING

(11 subgrantees reporting)  
Members built an interagency referral system used by 8 community- and faith-based organizations.  
Members engaged citizens in identifying community resources in the event of disaster.

#### VOLUNTEER LEVERAGING

(11 subgrantees reporting)  
3,718 volunteers were trained, placed, and followed-up as they engaged in a wide range of services.  
117 recruited volunteers became involved in watershed management projects.

#### MEMBER DEVELOPMENT

(10 subgrantees reporting)  
255 members were trained in life skills, such as organizational skills, problem solving, and leadership.

Data Source: All data are aggregates of the data subgrantees report in the AmeriCorps Progress Reports. State Commissions review subgrantees' reports, and then submit approved information to AmeriCorps through the Grantee Progress Reports (GPR). AmeriCorps programs vary in their start and end dates, and not all programs operate during the same timeframe. During any given year the time period of activity reported is between October 1st through September 30th. Any program activity that may have occurred after September 30, 2005 is not captured in this report.

<sup>1</sup> For New Jersey, all 2003-2004 performance highlights are based on Formula and Competitive Award subgrantee self-report (total number of subgrantees for New Jersey in 2003-2004 was 10). For 2004-2005, all performance highlights are based on Formula and Competitive Award subgrantee self-report (total number of subgrantees for New Jersey in 2004-2005 was 13).

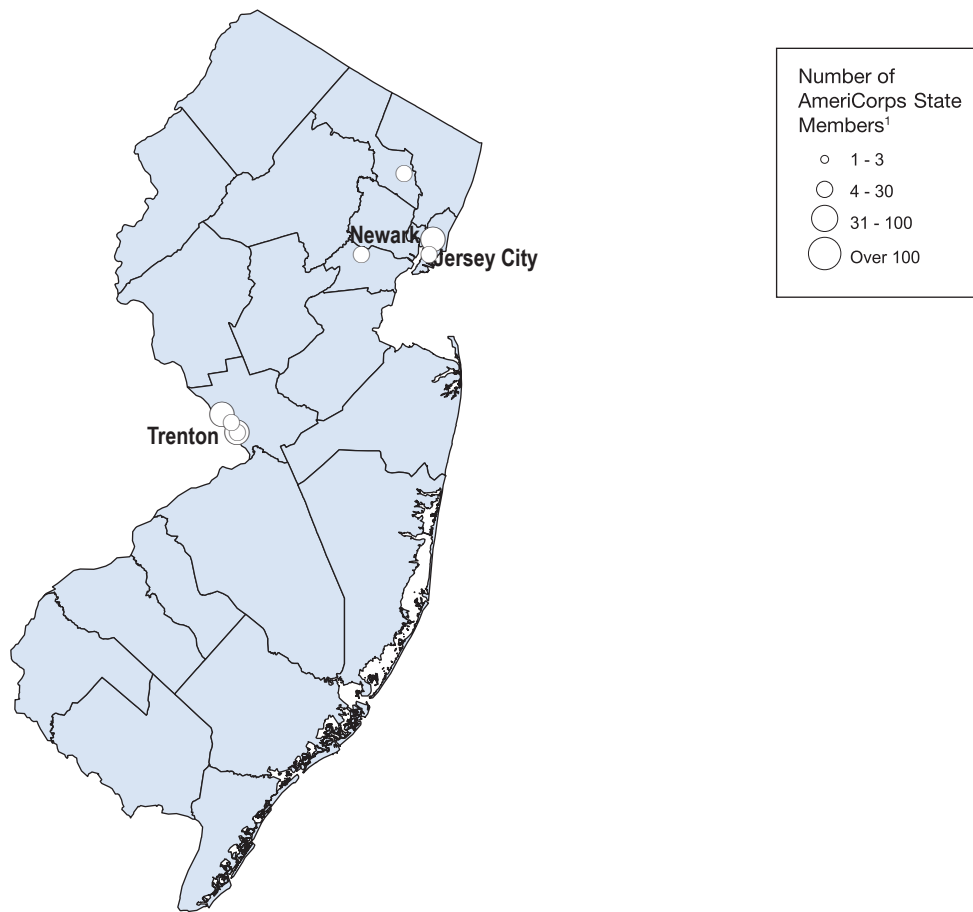


**New Jersey at a Glance: 2003-04**

Number of members serving	236	Overall Funding	\$2,719,111
Fill Rate	84%	Formula Award	\$1,759,113
Completion Rate	80%	Competitive Award	\$959,998
Number of volunteers leveraged	4,160	Education Award Program Funding	\$0

Data Source: Member data are from eSPAN, as of September 30, 2005; volunteer data are from GPRs, as of January 2006. State financial information, such as awarded Corporation and matching funds, comes from budgets as found in Grantsbase and eGrants, as of September 30, 2005.

**AmeriCorps State Members Serving in New Jersey Counties: 2003-04**



Data Source: Information on number of members and service locations was obtained through State Commission self-report.

<sup>1</sup> Symbol placement is determined by the zip codes where members serve.

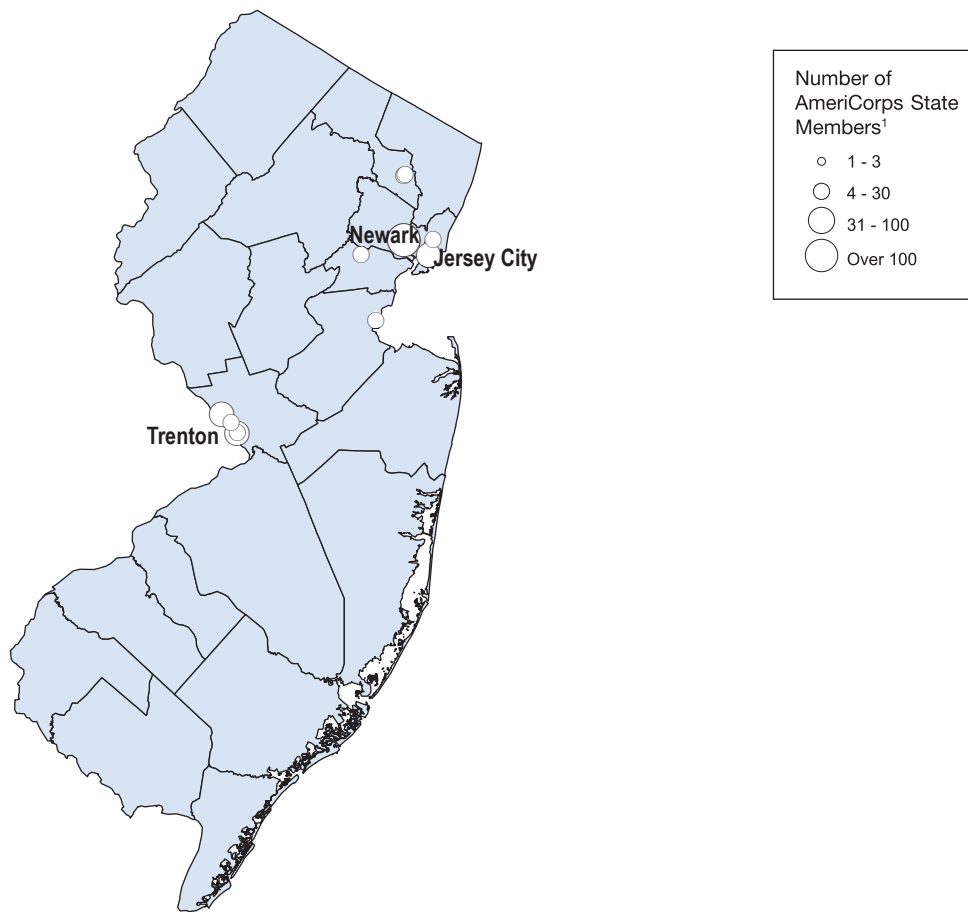


**New Jersey at a Glance: 2004-05**

Number of members serving	421	Overall Funding	\$3,124,544
Fill Rate	90%	Formula Award	\$2,603,551
Completion Rate	74%	Competitive Award	\$520,993
Number of volunteers leveraged	8,755	Education Award Program Funding	\$0

Data Source: Member data are from eSPAN, as of September 30, 2005; volunteer data are from GPRs, as of January 2006. State financial information, such as awarded Corporation and matching funds, comes from budgets as found in Grantsbase and eGrants, as of September 30, 2005.

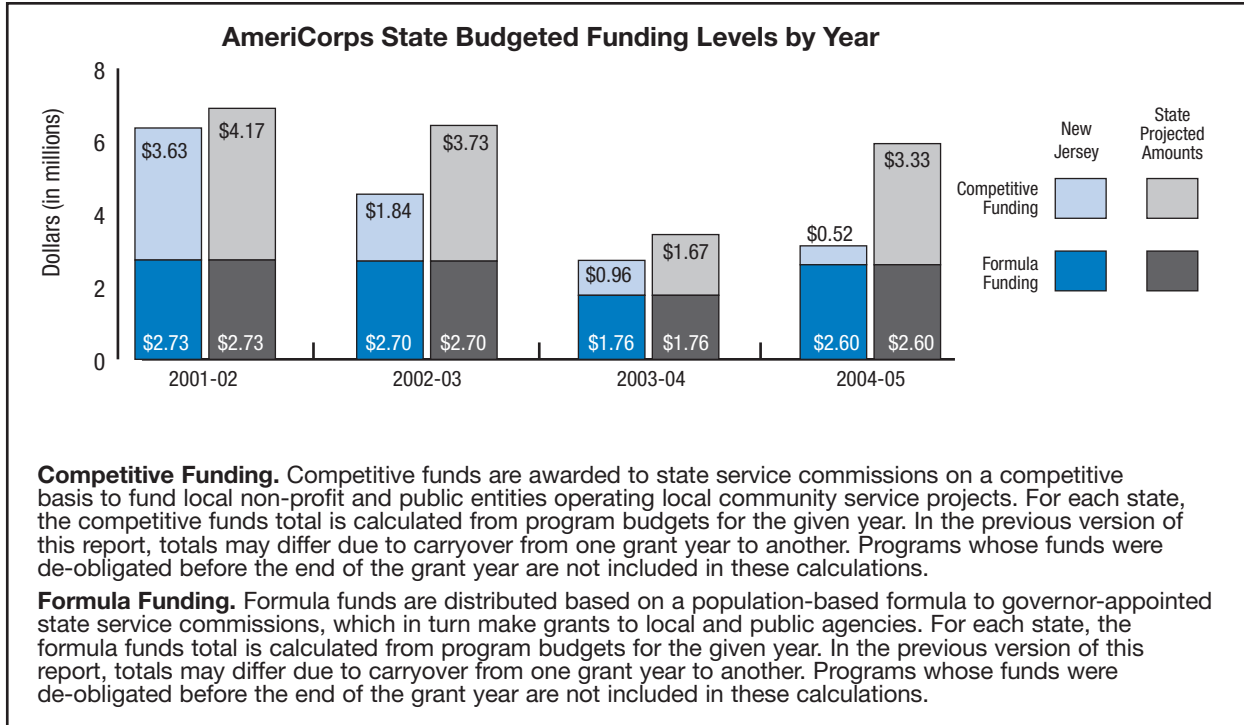
**AmeriCorps State Members Serving in New Jersey Counties: 2004-05**



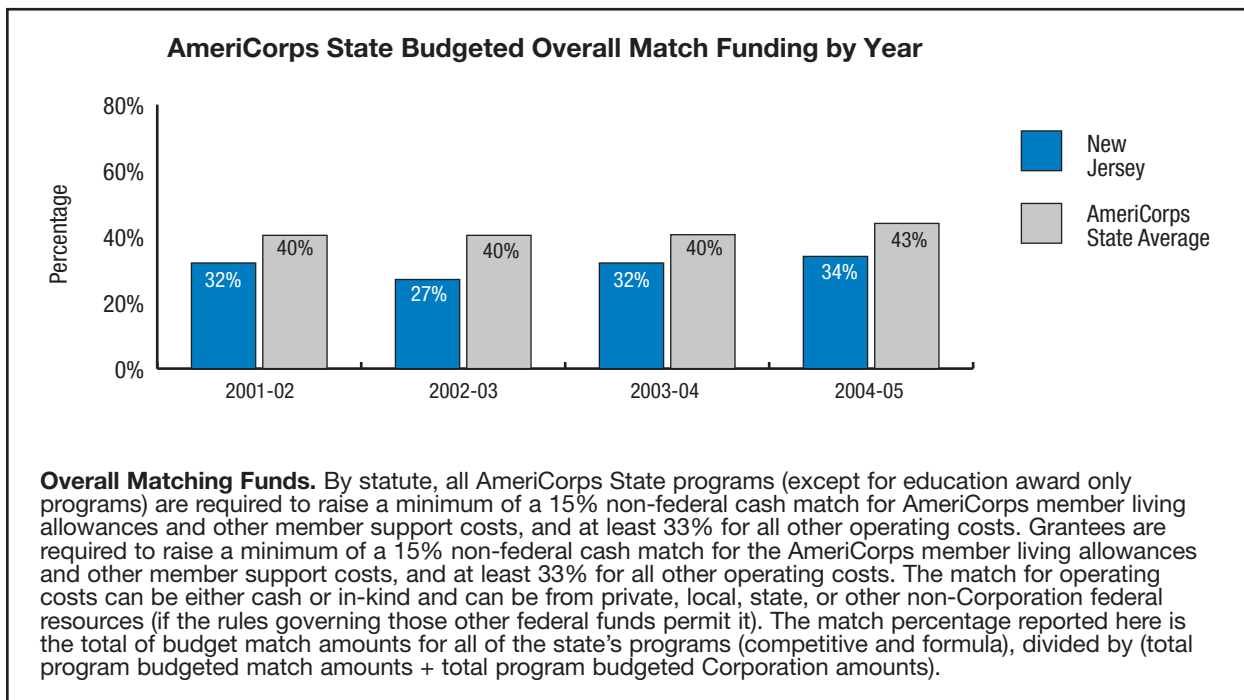
Data Source: Information on number of members and service locations was obtained through State Commission self-report.

<sup>1</sup> Symbol placement is determined by the zip codes where members serve.

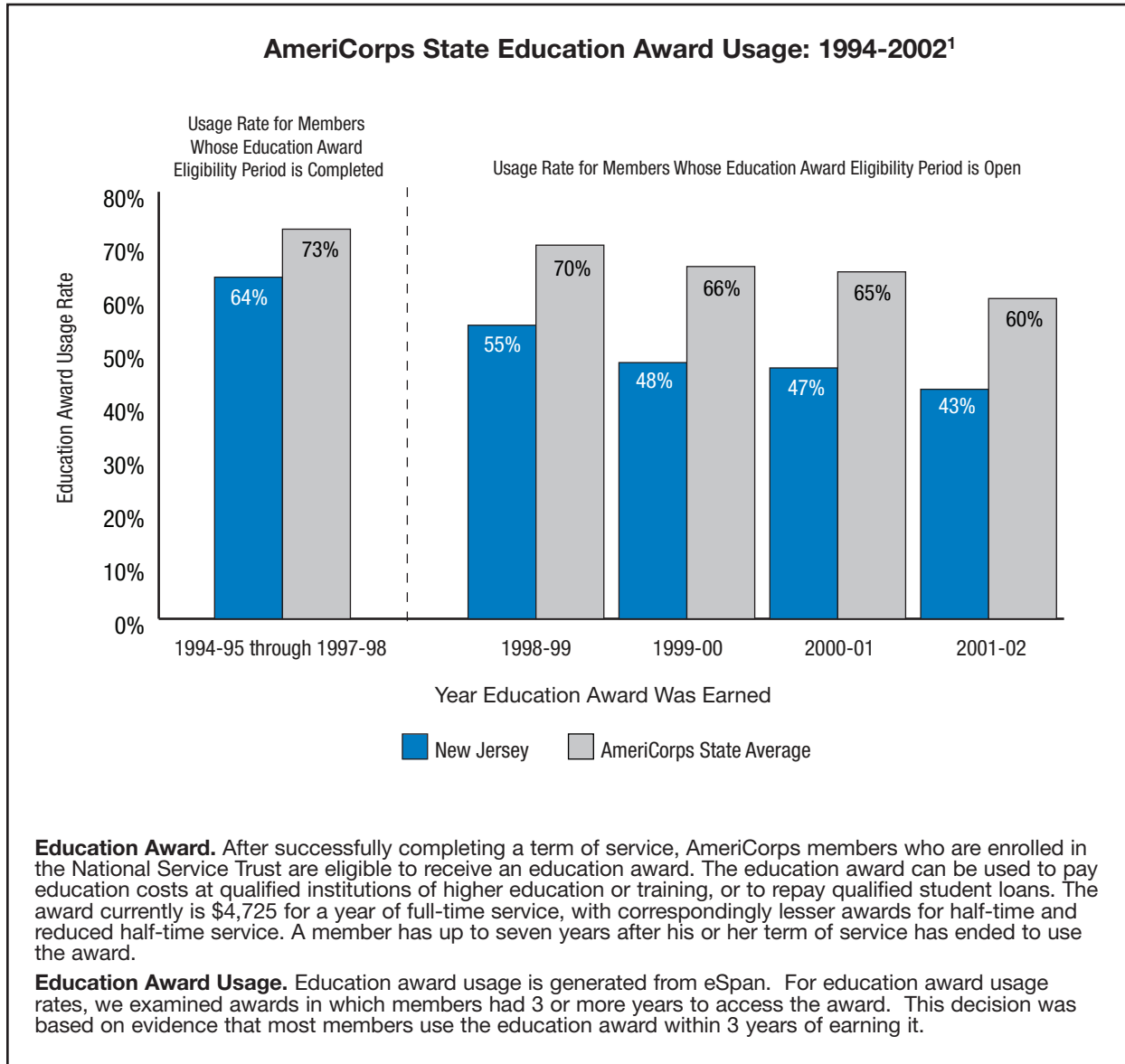




Data Source: Grantsbase and eGrants, as of September 30, 2005.



Data Source: Grantsbase and eGrants, as of September 30, 2005.



Data Source: eSPAN, as of September 14, 2005.

<sup>1</sup> For education award usage rates, we examined awards in which members have had three or more years to access the award. This decision was based on evidence that most members use the education award within three years of earning it.

For this report, we have identified members who served in 1994-1995 through 2001-2002 to examine usage rates for education awards.

**1994-1995 through 1997-1998:** Members who served in 1994-1995 through 1997-1998 have completed their seven-year education award eligibility period; because the eligibility period for using the education award is completed, we have aggregated the usage rate for these members.

**1998-1999 through 2001-2002:** Members who served in 1998-1999 through 2001-2002 have at least one year of eligibility left. As former members of these years access their education awards, these data will fluctuate as the awards remain active.

We will continue to track AmeriCorps member education award usage by year, adding an additional year in the “eligibility remaining” portion of the graph. Usage rates may differ from year to year as more earned education award money is withdrawn from members’ Trust accounts. As members end their seven-year period of eligibility they will be added to the “eligibility completed” group.



**Performance Highlights<sup>1</sup> for New Mexico**

**2003-2004**

**EDUCATION**

(4 subgrantees reporting)  
 691 students were provided in-class enrichment programs.  
 436 students were tutored in grades 1-12.  
 775 students participated in service-learning and community education activities.

**ENVIRONMENT**

(1 subgrantee reporting)  
 12 miles of trails, roadways, and other park areas were maintained or cleaned.  
 102 acres of public land were treated to reduce the threat of catastrophic wildfire and to promote forest health.

**HUMAN NEEDS**

(2 subgrantees reporting)  
 108 people, including senior citizens, individuals with disabilities, and teen parents, received independent living assistance.

**COMMUNITY STRENGTHENING**

(5 subgrantees reporting)  
 7 neighborhood clean-up efforts were completed.  
 2 miles of river were restored or conserved.

**MEMBER DEVELOPMENT**

(6 subgrantees reporting)  
 112 members were trained in CPR, first aid, and emergency response.  
 192 members received career development training or counseling, as well as preparation for their post-AmeriCorps job search.  
 94 members were trained in citizenship and civic responsibility.

**2004-2005**

**EDUCATION**

(7 subgrantees reporting)  
 158 students were provided in-class enrichment programs.  
 2,661 students in grades 1-12 were tutored.  
 250 adults received instruction in GED or basic skills development.

**ENVIRONMENT**

(1 subgrantee reporting)  
 70 acres of public land were treated to reduce the threat of catastrophic wildfire and to promote forest health.  
 14 cords of firewood were split and delivered to elderly residents for home heating.

**HOMELAND SECURITY**

(1 subgrantee reporting)  
 1,080 students were trained and certified to provide emergency Basic Aid.

**HUMAN NEEDS**

(6 subgrantees reporting)  
 600 people received information about risks, safety measures, or victimization prevention.  
 8,400 pounds of food and clothing were distributed, benefiting 1,422 homeless individuals.  
 161 adults and children received transportation in support of human service activities.

**COMMUNITY STRENGTHENING**

(7 subgrantees reporting)  
 2,100 people received information regarding community services.

**VOLUNTEER LEVERAGING**

(7 subgrantees reporting)  
 25 volunteers were recruited for tutoring and other educational purposes.  
 736 volunteers were trained, placed, and followed up as they engaged in a wide range of services.

**MEMBER DEVELOPMENT**

(8 subgrantees reporting)  
 81 members were trained in CPR, first aid, and emergency response.  
 203 members received career development training and preparation for their post-AmeriCorps job search.  
 142 members were trained in citizenship and civic responsibility.

Data Source: All data are aggregates of the data subgrantees report in the AmeriCorps Progress Reports. State Commissions review subgrantees' reports, and then submit approved information to AmeriCorps through the Grantee Progress Reports (GPR). AmeriCorps programs vary in their start and end dates, and not all programs operate during the same timeframe. During any given year the time period of activity reported is between October 1st through September 30th. Any program activity that may have occurred after September 30, 2005 is not captured in this report.

<sup>1</sup> For New Mexico, all 2003-2004 performance highlights are based on Formula and Competitive Award subgrantee self-report (total number of subgrantees for New Mexico in 2003-2004 was 7). For 2004-2005, all performance highlights are based on Formula and Competitive Award subgrantee self-report (total number of subgrantees for New Mexico in 2004-2005 was 10).

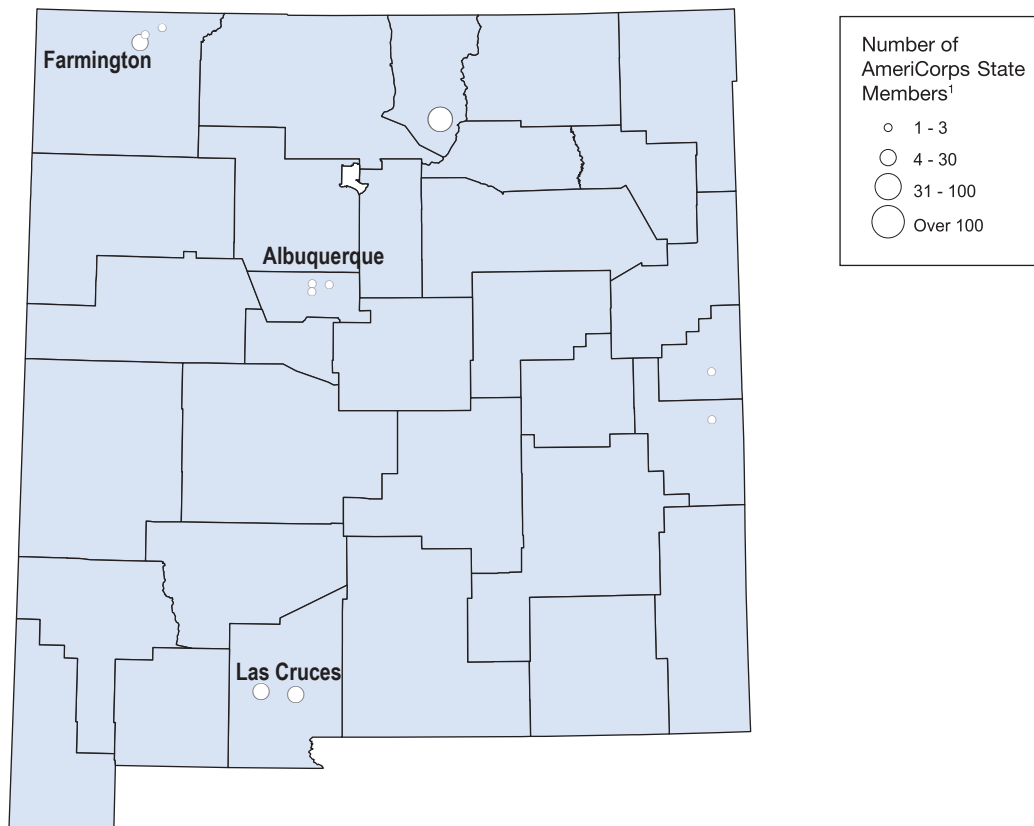


**New Mexico at a Glance: 2003-04**

Number of members serving	105	Overall Funding	\$961,280
Fill Rate	91%	Formula Award	\$364,725
Completion Rate	62%	Competitive Award	\$596,555
Number of volunteers leveraged	1,917	Education Award Program Funding	\$0

Data Source: Member data are from eSPAN, as of September 30, 2005; volunteer data are from GPRs, as of January 2006. State financial information, such as awarded Corporation and matching funds, comes from budgets as found in Grantsbase and eGrants, as of September 30, 2005.

**AmeriCorps State Members Serving in New Mexico Counties: 2003-04**



Data Source: Information on number of members and service locations was obtained through State Commission self-report.

1 Symbol placement is determined by the zip codes where members serve.

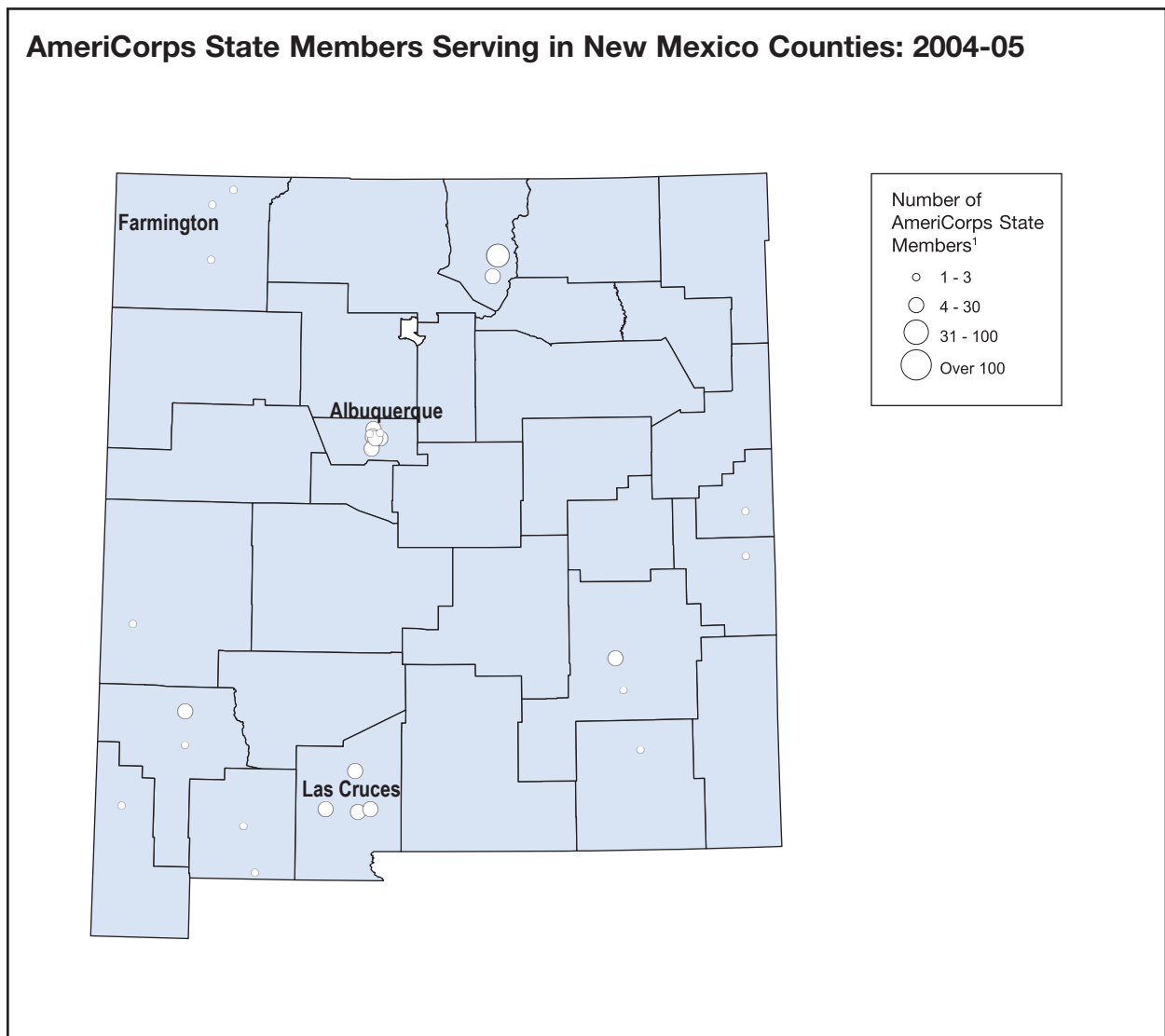


**New Mexico at a Glance: 2004-05**

Number of members serving	201	Overall Funding	\$1,442,209
Fill Rate	83%	Formula Award	\$600,482
Completion Rate	72%	Competitive Award	\$841,727
Number of volunteers leveraged	2,348	Education Award Program Funding	\$0

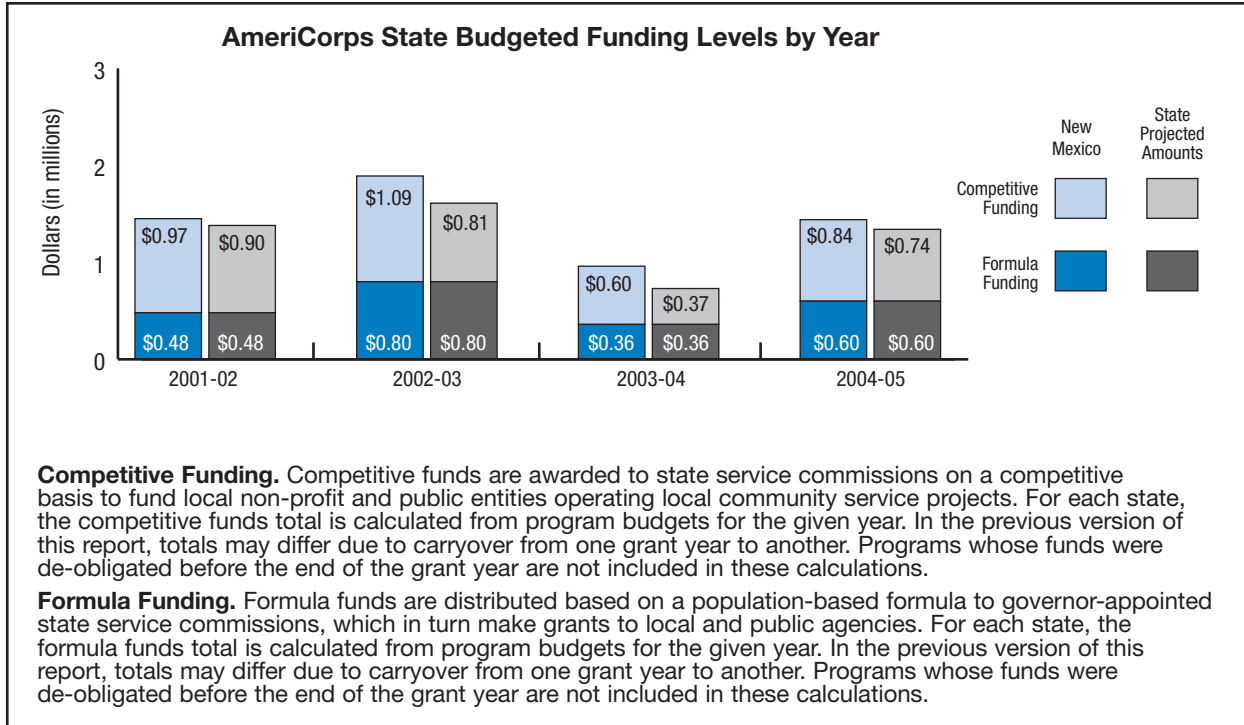
Data Source: Member data are from eSPAN, as of September 30, 2005; volunteer data are from GPRs, as of January 2006. State financial information, such as awarded Corporation and matching funds, comes from budgets as found in Grantsbase and eGrants, as of September 30, 2005.

**AmeriCorps State Members Serving in New Mexico Counties: 2004-05**

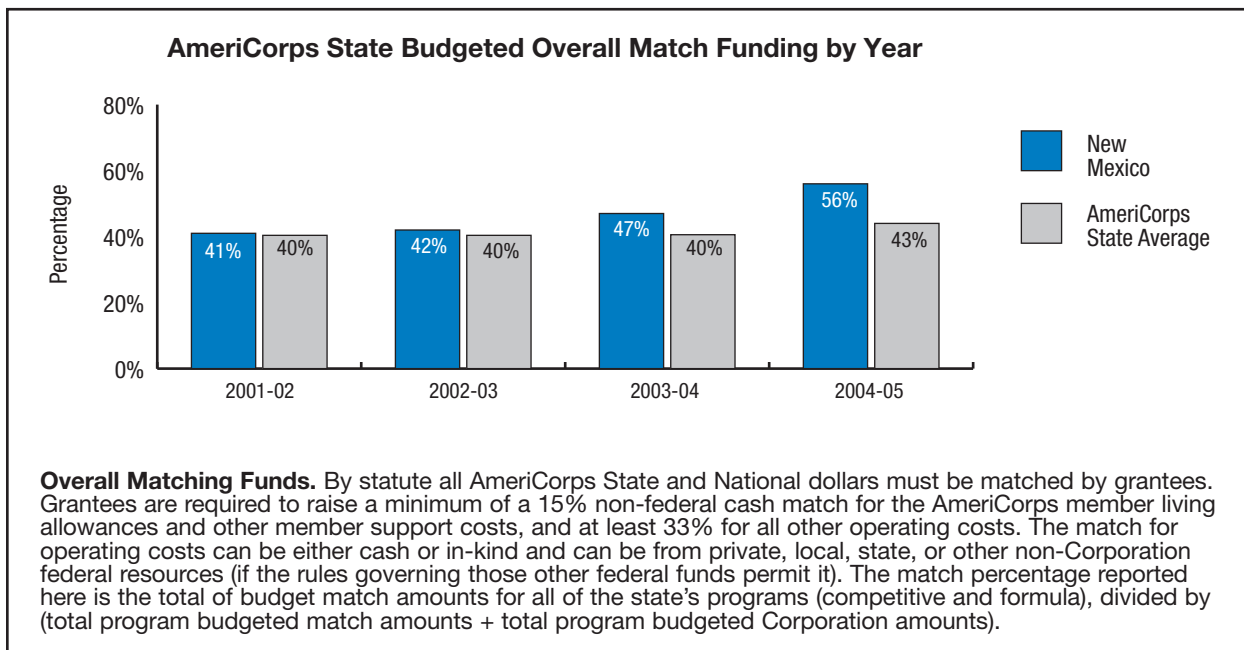


Data Source: Information on number of members and service locations was obtained through State Commission self-report.

1 Symbol placement is determined by the zip codes where members serve.



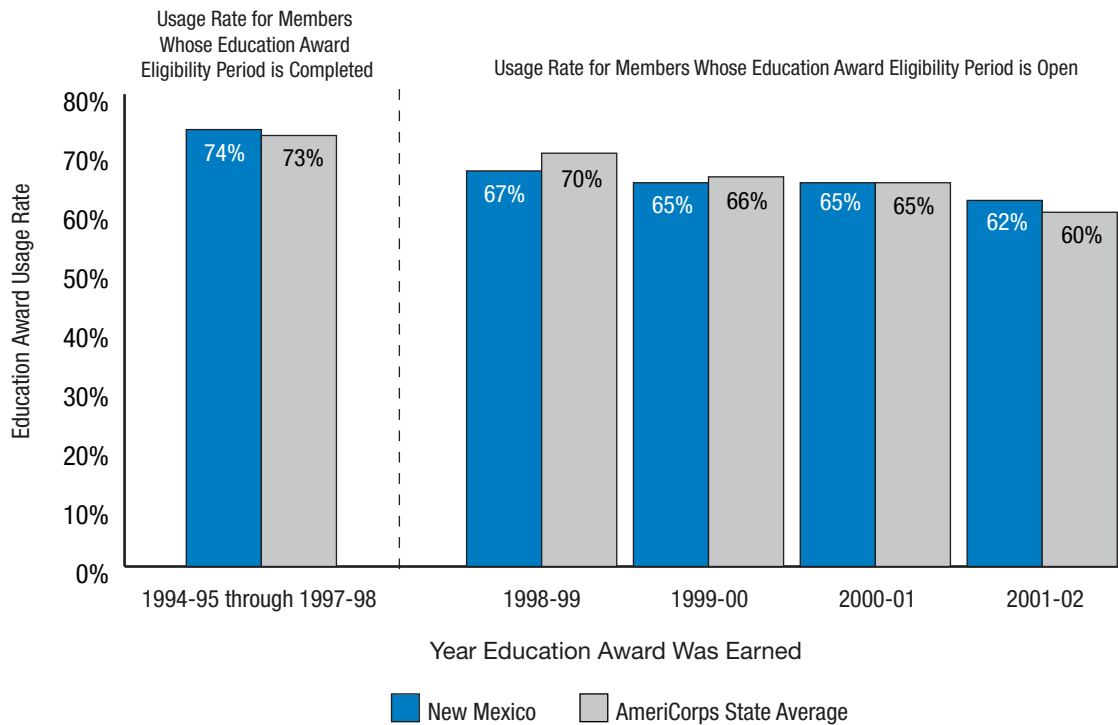
Data Source: Grantsbase and eGrants, as of September 30, 2005.



Data Source: Grantsbase and eGrants, as of September 30, 2005.



**AmeriCorps State Education Award Usage: 1994-2002<sup>1</sup>**



**Education Award.** After successfully completing a term of service, AmeriCorps members who are enrolled in the National Service Trust are eligible to receive an education award. The education award can be used to pay education costs at qualified institutions of higher education or training, or to repay qualified student loans. The award currently is \$4,725 for a year of full-time service, with correspondingly lesser awards for half-time and reduced half-time service. A member has up to seven years after his or her term of service has ended to use the award.

**Education Award Usage.** Education award usage is generated from eSpan. For education award usage rates, we examined awards in which members had 3 or more years to access the award. This decision was based on evidence that most members use the education award within 3 years of earning it.

Data Source: eSPAN, as of September 14, 2005.

<sup>1</sup> For education award usage rates, we examined awards in which members have had three or more years to access the award. This decision was based on evidence that most members use the education award within three years of earning it.

For this report, we have identified members who served in 1994-1995 through 2001-2002 to examine usage rates for education awards.

**1994-1995 through 1997-1998:** Members who served in 1994-1995 through 1997-1998 have completed their seven-year education award eligibility period; because the eligibility period for using the education award is completed, we have aggregated the usage rate for these members.

**1998-1999 through 2001-2002:** Members who served in 1998-1999 through 2001-2002 have at least one year of eligibility left. As former members of these years access their education awards, these data will fluctuate as the awards remain active.

We will continue to track AmeriCorps member education award usage by year, adding an additional year in the “eligibility remaining” portion of the graph. Usage rates may differ from year to year as more earned education award money is withdrawn from members’ Trust accounts. As members end their seven-year period of eligibility they will be added to the “eligibility completed” group.





**Performance Highlights<sup>1</sup> for New York**

**2003-2004**

**EDUCATION**

(18 subgrantees reporting)  
 8,148 students in grades 1-12 were tutored.  
 7,246 students received mentoring in school success or achievement.  
 2,537 individuals benefited from service-learning and community education activities.

**ENVIRONMENT**

(4 subgrantees reporting)  
 422 miles of trails, roadways, and other park areas were maintained or cleaned.  
 875 acres of trees in wildlands or park lands were planted, benefiting 66,000 people.

**HUMAN NEEDS**

(8 subgrantees reporting)  
 9,256 people were provided case management for health appointments or follow-up scheduling.  
 5,548 participants benefited from after-school sports and violence avoidance activities.

**COMMUNITY STRENGTHENING**

(29 subgrantees reporting)  
 21 neighborhood gardens were planted, benefiting 13,887 people.  
 17,393 people benefited from neighborhood clean-up activities.

**VOLUNTEER LEVERAGING**

(26 subgrantees reporting)  
 301 volunteers were recruited for tutoring or other educational purposes.  
 2,607 volunteers were recruited for assistance in addressing human needs issues.

**MEMBER DEVELOPMENT**

(18 subgrantees reporting)  
 304 members received training in technical skills related to carrying out their assignments.  
 264 members received training in life skills.  
 168 members received training in CPR, first aid, and emergency response.

**2004-2005**

**EDUCATION**

(25 subgrantees reporting)  
 38,091 students in grades 1-12 were tutored.  
 6,158 students received mentoring in school achievement.  
 3,057 in-class enrichment sessions were provided, benefiting 41,853 students.

**ENVIRONMENT**

(6 subgrantees reporting)  
 183 miles of trails, roadways, and other park areas were maintained or cleaned.  
 8,352 trees were planted in wild lands or park lands.

**HUMAN NEEDS**

(17 subgrantees reporting)  
 820 people were provided case management for health appointments or follow-up scheduling.  
 13 community buildings were rehabilitated, renovated, or repaired, benefiting 107,000 people.  
 275 seniors and disabled individuals received independent living assistance.

**PUBLIC SAFETY**

(4 subgrantees reporting)  
 952 individuals received emergency assistance.  
 2,403 people participated in anti-victimization counseling or counseling training, or in violence prevention workshops.

**COMMUNITY STRENGTHENING**

(39 subgrantees reporting)  
 600 people benefited from 8 community policing or police relations programs started or continued by AmeriCorps members.  
 12 neighborhood gardens were planted, benefiting 753 people.

**VOLUNTEER LEVERAGING**

(39 subgrantees reporting)  
 5,310 volunteers were recruited for assistance in addressing human needs issues.  
 1,257 volunteers were trained and placed in a variety of services.

**MEMBER DEVELOPMENT**

(33 subgrantees reporting)  
 606 members received training in technical skills related to carrying out their assignments.  
 495 members received training in life skills, such as organizational skills, problem solving, teamwork, and leadership.

Data Source: All data are aggregates of the data subgrantees report in the AmeriCorps Progress Reports. State Commissions review subgrantees' reports, and then submit approved information to AmeriCorps through the Grantee Progress Reports (GPR). AmeriCorps programs vary in their start and end dates, and not all programs operate during the same timeframe. During any given year the time period of activity reported is between October 1st through September 30th. Any program activity that may have occurred after September 30, 2005 is not captured in this report.

<sup>1</sup> For New York, all 2003-2004 performance highlights are based on Formula, Competitive, and Education Award subgrantee self-report (total number of subgrantees for New York in 2003-2004 was 35). For 2004-2005, all performance highlights are based on Formula, Competitive, Homeland Security, and Education Award subgrantee self-report (total number of subgrantees for New York in 2004-2005 was 47).



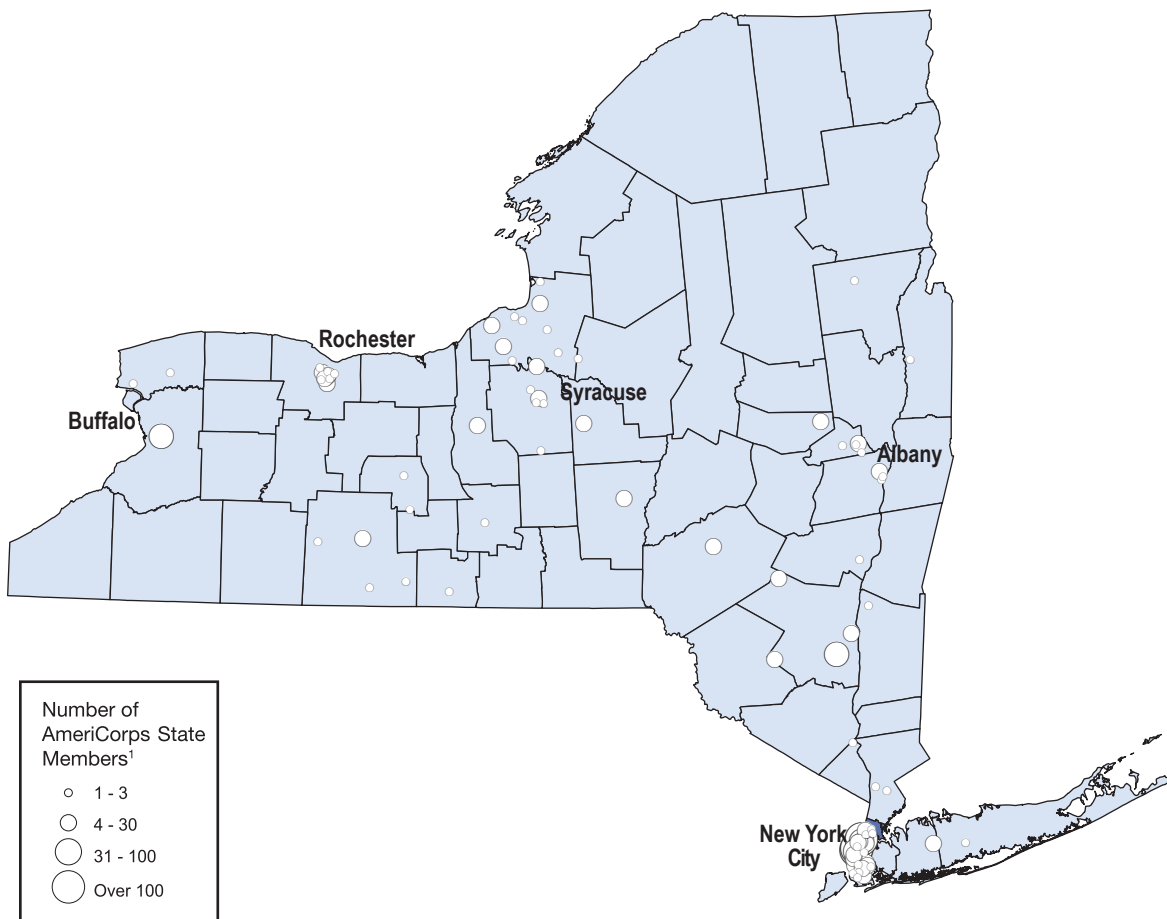


**New York at a Glance: 2003-04**

Number of members serving	1,403	Overall Funding	\$7,692,040
Fill Rate	97%	Formula Award	\$3,699,200
Completion Rate	83%	Competitive Award	\$3,866,840
Number of volunteers leveraged	10,750	Education Award Program Funding	\$126,000

Data Source: Member data are from eSPAN, as of September 30, 2005; volunteer data are from GPRs, as of January 2006. State financial information, such as awarded Corporation and matching funds, comes from budgets as found in Grantsbase and eGrants, as of September 30, 2005.

**AmeriCorps State Members Serving in New York Counties: 2003-04**



Data Source: Information on number of members and service locations was obtained through State Commission self-report.

1 Symbol placement is determined by the zip codes where members serve.

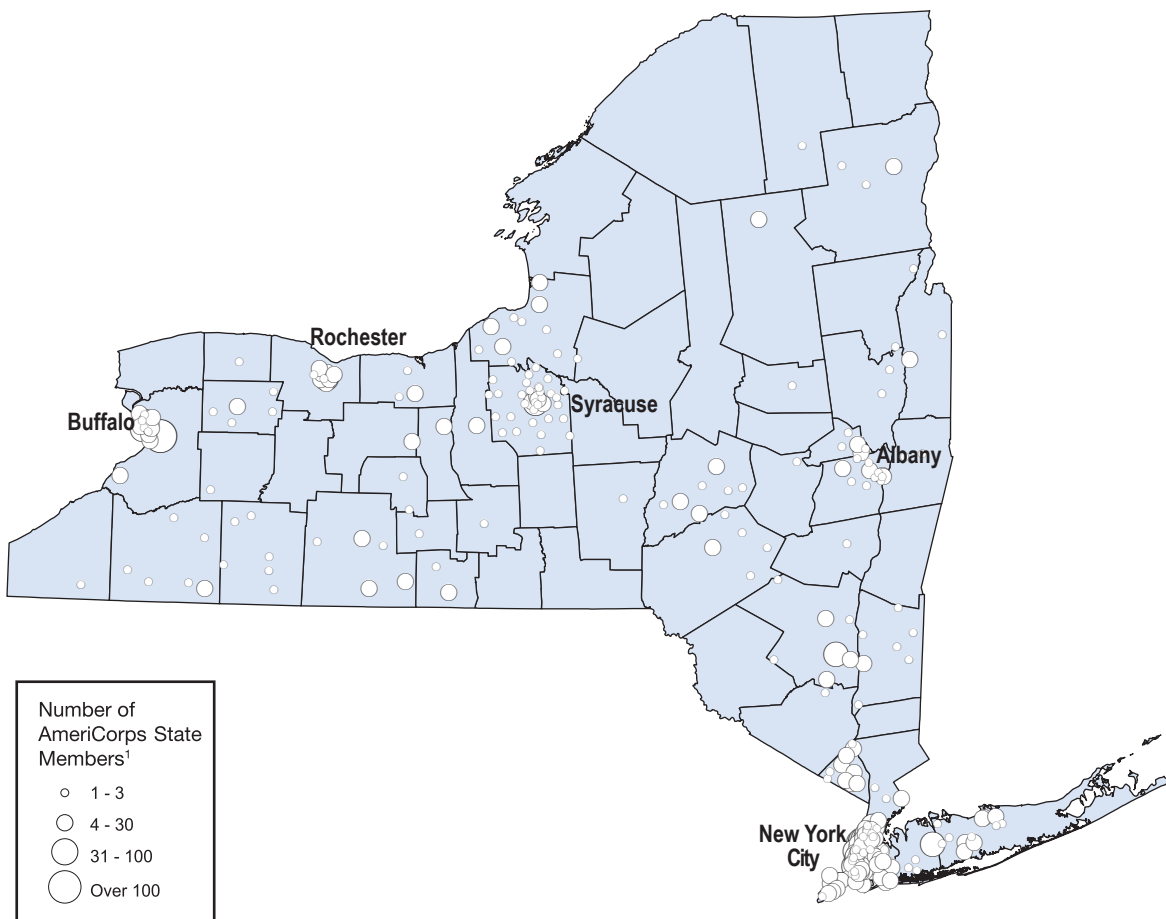


**New York at a Glance: 2004-05**

Number of members serving	2,312	Overall Funding	\$15,508,612
Fill Rate	89%	Formula Award	\$5,917,046
Completion Rate	73%	Competitive Award	\$9,575,566
Number of volunteers leveraged	18,741	Education Award Program Funding	\$16,000

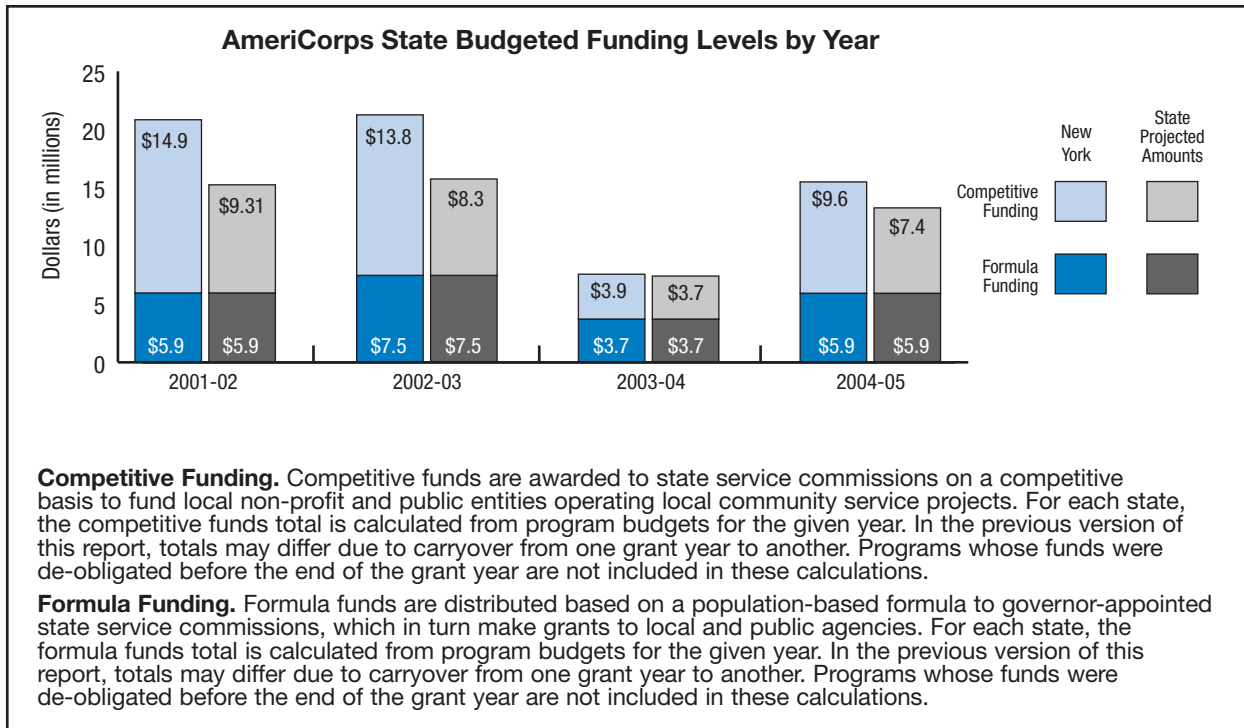
Data Source: Member data are from eSPAN, as of September 30, 2005; volunteer data are from GPRs, as of January 2006. State financial information, such as awarded Corporation and matching funds, comes from budgets as found in Grantsbase and eGrants, as of September 30, 2005.

**AmeriCorps State Members Serving in New York Counties: 2004-05**

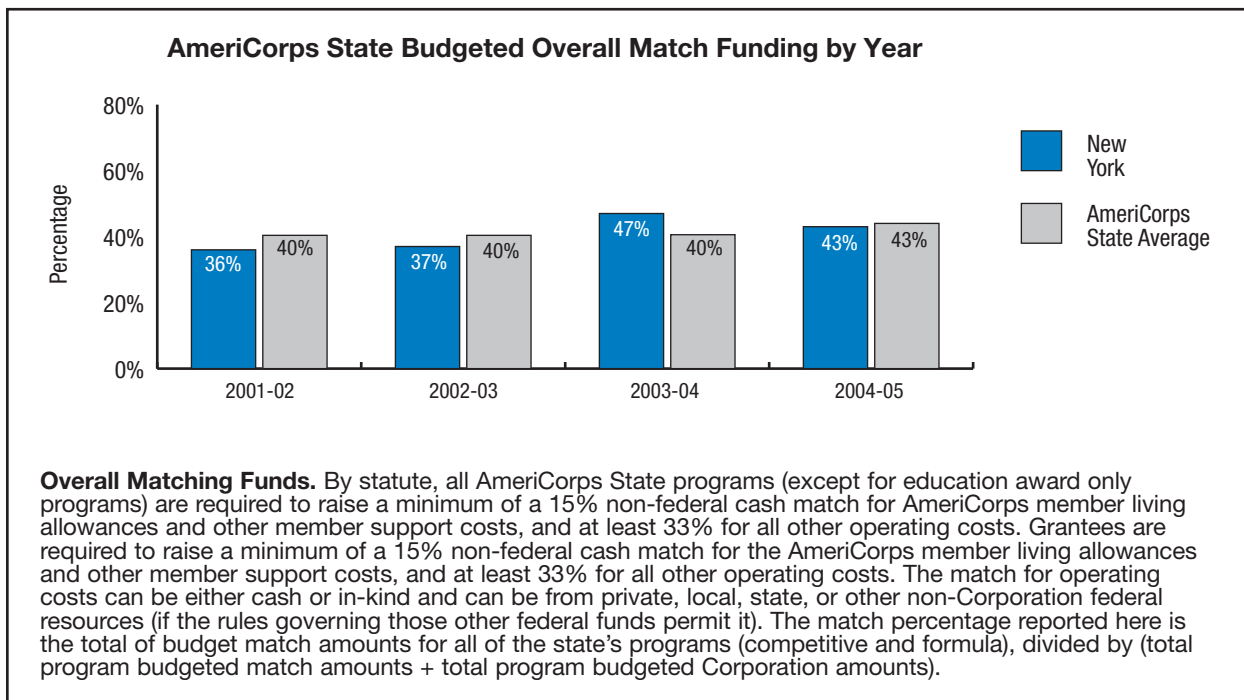


Data Source: Information on number of members and service locations was obtained through State Commission self-report.

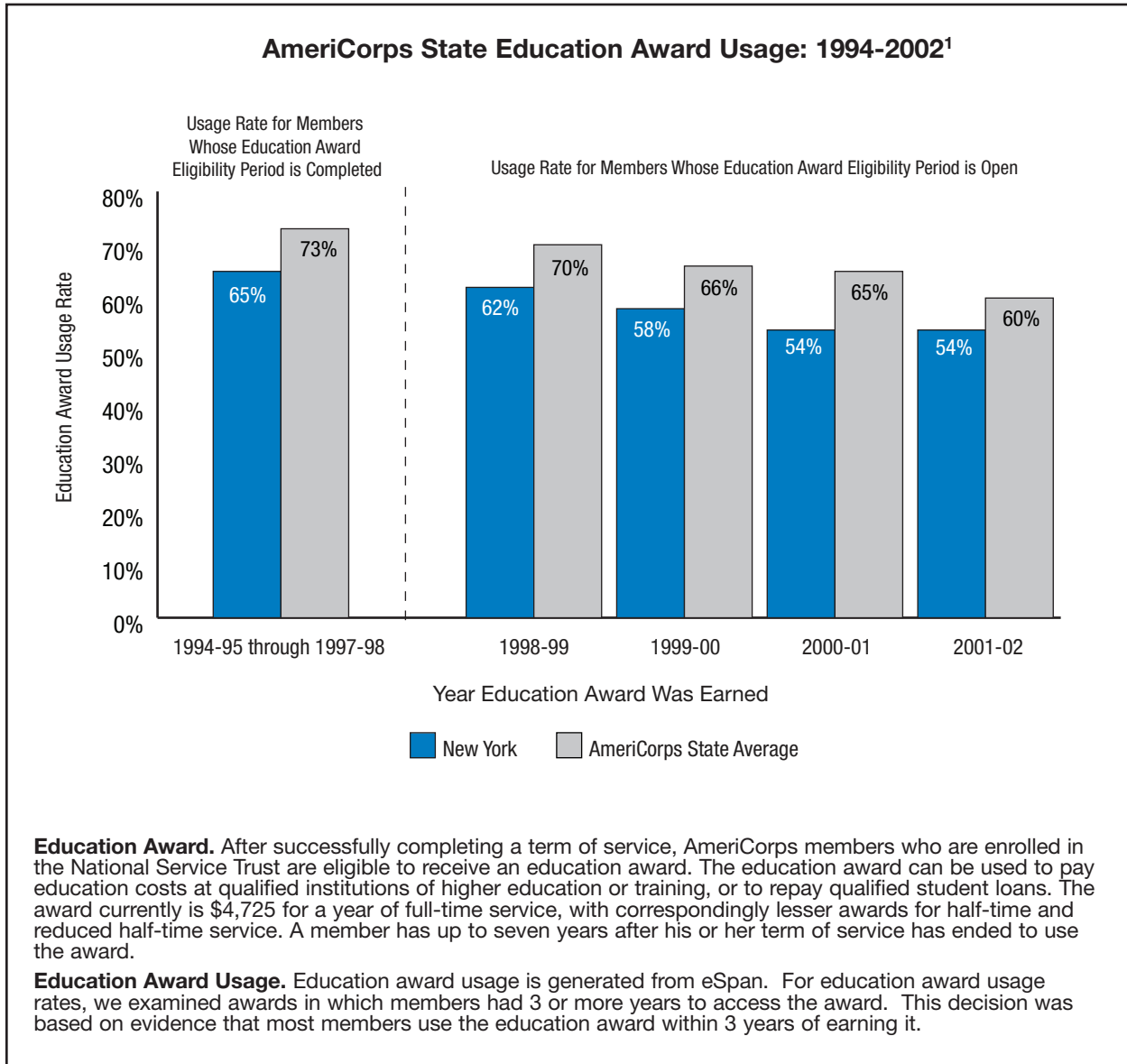
1 Symbol placement is determined by the zip codes where members serve.



Data Source: Grantsbase and eGrants, as of September 30, 2005.



Data Source: Grantsbase and eGrants, as of September 30, 2005.



Data Source: eSPAN, as of September 14, 2005.

<sup>1</sup> For education award usage rates, we examined awards in which members have had three or more years to access the award. This decision was based on evidence that most members use the education award within three years of earning it.

For this report, we have identified members who served in 1994-1995 through 2001-2002 to examine usage rates for education awards.

**1994-1995 through 1997-1998:** Members who served in 1994-1995 through 1997-1998 have completed their seven-year education award eligibility period; because the eligibility period for using the education award is completed, we have aggregated the usage rate for these members.

**1998-1999 through 2001-2002:** Members who served in 1998-1999 through 2001-2002 have at least one year of eligibility left. As former members of these years access their education awards, these data will fluctuate as the awards remain active.

We will continue to track AmeriCorps member education award usage by year, adding an additional year in the "eligibility remaining" portion of the graph. Usage rates may differ from year to year as more earned education award money is withdrawn from members' Trust accounts. As members end their seven-year period of eligibility they will be added to the "eligibility completed" group.



**Performance Highlights<sup>1</sup> for North Carolina**

**2003-2004**

**EDUCATION**

(1 subgrantee reporting)  
7,020 students in grades 1-12 were taught by members.

**HUMAN NEEDS**

(2 subgrantees reporting)  
230 low-income housing units for elderly or disabled were constructed, benefiting 798 people.  
78 new or potential homeowners received housing services and loan development assistance.

**PUBLIC SAFETY**

(1 subgrantee reporting)  
470 people received emergency assistance.

**VOLUNTEER STRENGTHENING**

(3 subgrantees reporting)  
135 volunteers were recruited and coordinated for assistance in addressing human needs issues.  
350 volunteers were recruited for tutoring and other educational purposes.

**MEMBER DEVELOPMENT**

(3 subgrantees reporting)  
97 members received training in CPR, first aid, and emergency response.  
109 members received training in technical skills related to carrying out their assignments.  
48 members were trained in life skills, such as organizational skills, problem solving, teamwork, and leadership.

**2004-2005**

**EDUCATION**

(9 subgrantees reporting)  
3,827 students in grades 1-12 were tutored.  
308 students were mentored.  
1,177 preschool children in child care centers were taught by members.

**ENVIRONMENT**

(1 subgrantee reporting)  
35 environmental outreach and education training programs were provided to 1,972 people.

**HUMAN NEEDS**

(6 subgrantees reporting)  
471 new or potential homeowners received housing services and loan development assistance.  
756 people received counseling related to health and family matters.

**PUBLIC SAFETY**

(1 subgrantee reporting)  
106 people in need received emergency assistance.  
362 immigrants and refugees received training and information concerning disaster preparedness.

**COMMUNITY STRENGTHENING**

(15 subgrantees reporting)  
556 juveniles on probation received career development services.  
69 presentations regarding affordable housing needs were given by members.

**VOLUNTEER LEVERAGING**

(15 subgrantees reporting)  
397 volunteers were recruited to teach in early childhood centers.  
318 volunteers were recruited to work with youth engaged in service-learning projects.

**MEMBER DEVELOPMENT**

(15 subgrantees reporting)  
45 members received training in CPR, first aid, and emergency response.  
321 members received training in technical skills related to carrying out their assignments.  
44 members were trained in life skills, such as organizational skills, problem solving, teamwork, and leadership.

Data Source: All data are aggregates of the data subgrantees report in the AmeriCorps Progress Reports. State Commissions review subgrantees' reports, and then submit approved information to AmeriCorps through the Grantee Progress Reports (GPR). AmeriCorps programs vary in their start and end dates, and not all programs operate during the same timeframe. During any given year the time period of activity reported is between October 1st through September 30th. Any program activity that may have occurred after September 30, 2005 is not captured in this report.

1 For North Carolina, all 2003-2004 performance highlights are based on Competitive and Education Award subgrantee self-report (total number of subgrantees for North Carolina in 2003-2004 was 3). For 2004-2005, all performance highlights are based on Formula and Competitive Award subgrantee self-report (total number of subgrantees for North Carolina in 2004-2005 was 15).


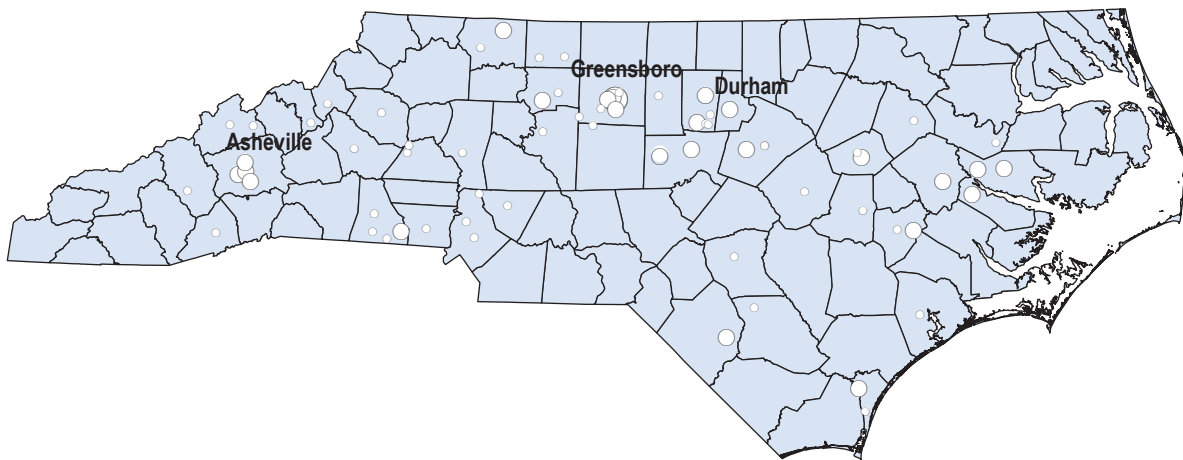


**North Carolina at a Glance: 2003-04**

Number of members serving	391	Overall Funding	\$2,793,403
Fill Rate	97%	Formula Award	\$1,464,479
Completion Rate	86%	Competitive Award	\$1,288,924
Number of volunteers leveraged	21,404	Education Award Program Funding	\$40,000

Data Source: Member data are from eSPAN, as of September 30, 2005; volunteer data are from GPRs, as of January 2006. State financial information, such as awarded Corporation and matching funds, comes from budgets as found in Grantsbase and eGrants, as of September 30, 2005.

**AmeriCorps State Members Serving in North Carolina Counties: 2003-04**



Data Source: Information on number of members and service locations was obtained through State Commission self-report.

1 Symbol placement is determined by the zip codes where members serve.


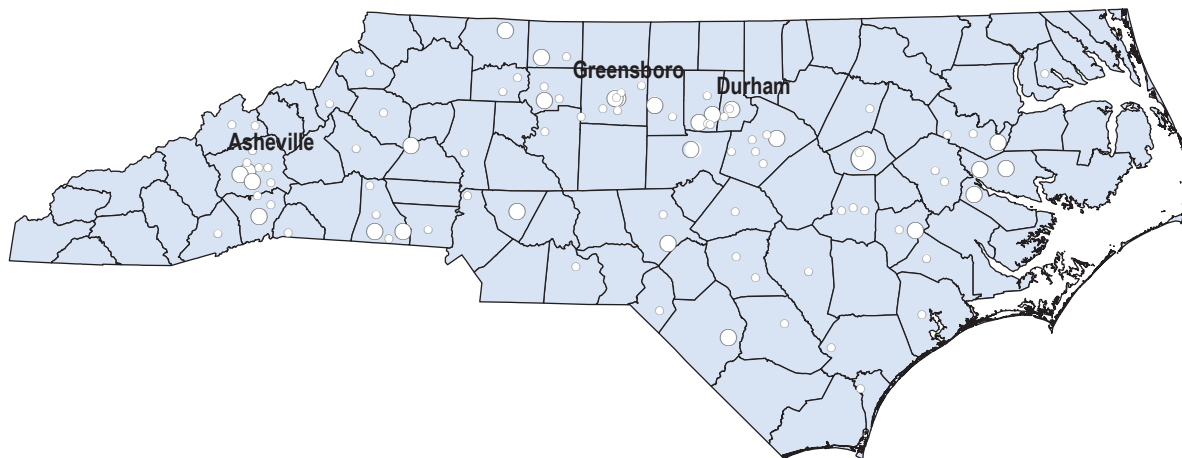


**North Carolina at a Glance: 2004-05**

Number of members serving	545	Overall Funding	\$4,753,566
Fill Rate	77%	Formula Award	\$2,355,469
Completion Rate	66%	Competitive Award	\$2,398,097
Number of volunteers leveraged	22,011	Education Award Program Funding	\$0

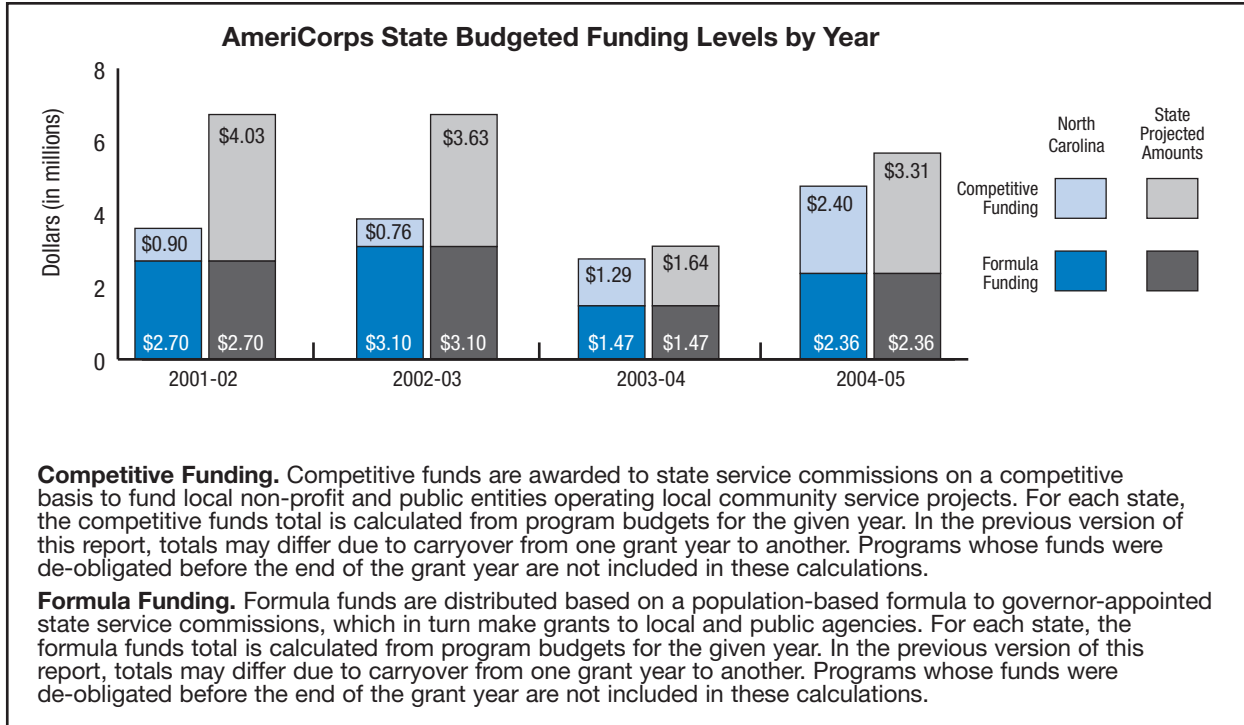
Data Source: Member data are from eSPAN, as of September 30, 2005; volunteer data are from GPRs, as of January 2006. State financial information, such as awarded Corporation and matching funds, comes from budgets as found in Grantsbase and eGrants, as of September 30, 2005.

**AmeriCorps State Members Serving in North Carolina Counties: 2004-05**

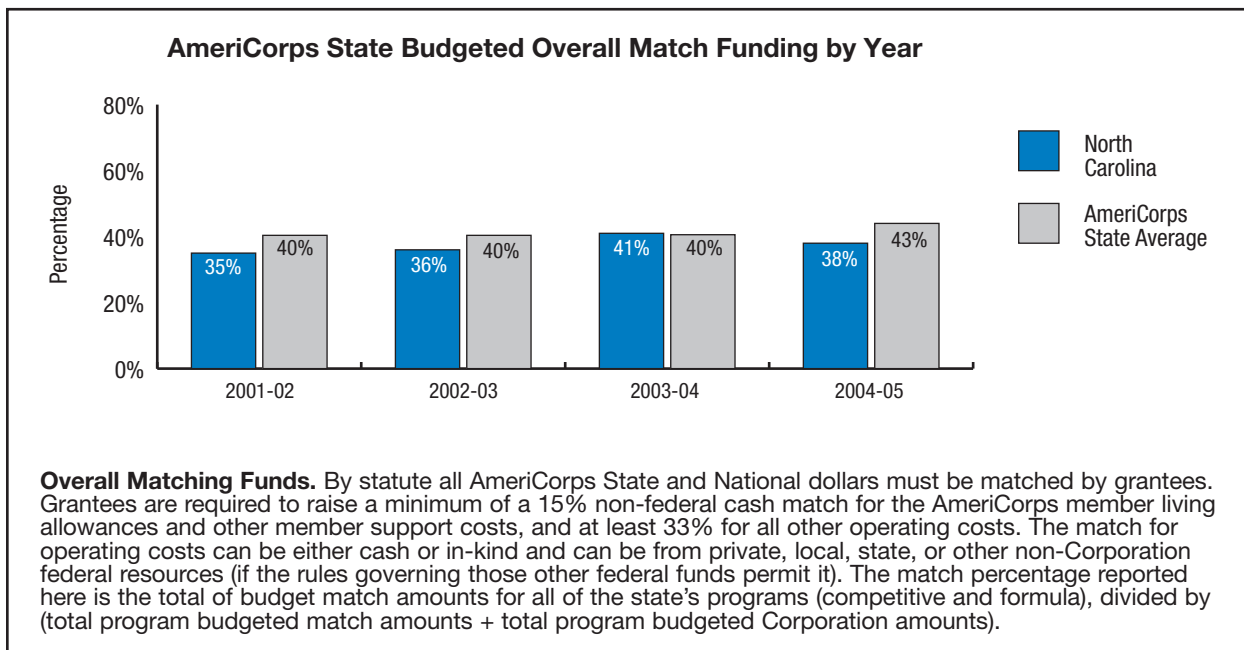


Data Source: Information on number of members and service locations was obtained through State Commission self-report.

<sup>1</sup> Symbol placement is determined by the zip codes where members serve.



Data Source: Grantsbase and eGrants, as of September 30, 2005.

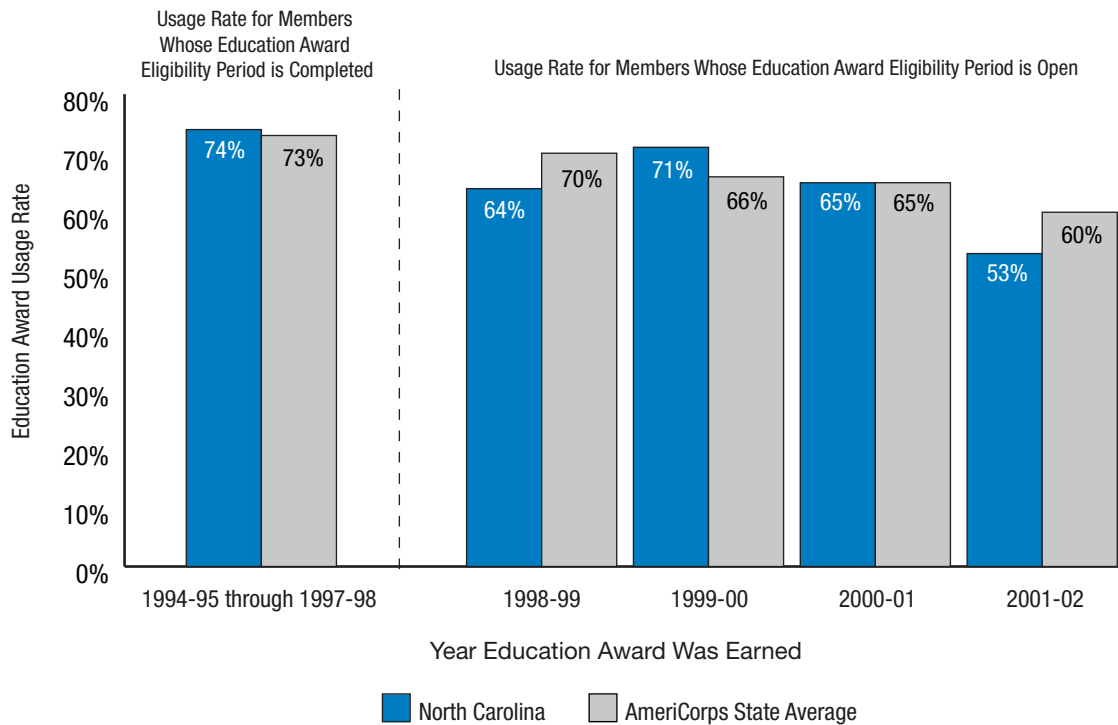


Data Source: Grantsbase and eGrants, as of September 30, 2005.





**AmeriCorps State Education Award Usage: 1994-2002<sup>1</sup>**



**Education Award.** After successfully completing a term of service, AmeriCorps members who are enrolled in the National Service Trust are eligible to receive an education award. The education award can be used to pay education costs at qualified institutions of higher education or training, or to repay qualified student loans. The award currently is \$4,725 for a year of full-time service, with correspondingly lesser awards for half-time and reduced half-time service. A member has up to seven years after his or her term of service has ended to use the award.

**Education Award Usage.** Education award usage is generated from eSpan. For education award usage rates, we examined awards in which members had 3 or more years to access the award. This decision was based on evidence that most members use the education award within 3 years of earning it.

Data Source: eSPAN, as of September 14, 2005.

<sup>1</sup> For education award usage rates, we examined awards in which members have had three or more years to access the award. This decision was based on evidence that most members use the education award within three years of earning it.

For this report, we have identified members who served in 1994-1995 through 2001-2002 to examine usage rates for education awards.

**1994-1995 through 1997-1998:** Members who served in 1994-1995 through 1997-1998 have completed their seven-year education award eligibility period; because the eligibility period for using the education award is completed, we have aggregated the usage rate for these members.

**1998-1999 through 2001-2002:** Members who served in 1998-1999 through 2001-2002 have at least one year of eligibility left. As former members of these years access their education awards, these data will fluctuate as the awards remain active.

We will continue to track AmeriCorps member education award usage by year, adding an additional year in the “eligibility remaining” portion of the graph. Usage rates may differ from year to year as more earned education award money is withdrawn from members’ Trust accounts. As members end their seven-year period of eligibility they will be added to the “eligibility completed” group.



**Performance Highlights<sup>1</sup> for North Dakota**

**2003-2004**

The North Dakota State Commission was not required to submit a Grantee Progress Report for 2003-2004. As a result, no performance highlights for 2003-2004 are available for North Dakota.

**2004-2005**

**EDUCATION**

(5 subgrantees reporting)

305 students in grades 1-12 were provided tutoring and homework assistance.

394 at-risk children received mentoring services under a comprehensive youth support program.

85 suspended students who had been referred to a youth development program were mentored.

**HUMAN NEEDS**

(2 subgrantees reporting)

226 women who had been abused received a wide range of support services.

**PUBLIC SAFETY**

(1 subgrantee reporting)

121 youth enrolled in Learning Center programs participated in after-school activities organized by members.

**COMMUNITY STRENGTHENING**

(6 subgrantees reporting)

3,183 individuals benefited from community awareness projects pertaining to avoidance of domestic violence.

**VOLUNTEER LEVERAGING**

(6 subgrantees reporting)

57 volunteers were recruited to assist with community clean-up efforts.

**MEMBER DEVELOPMENT**

(5 subgrantees reporting)

64 members were trained in technical skills related to carrying out their assignments.

Data Source: All data are aggregates of the data subgrantees report in the AmeriCorps Progress Reports. State Commissions review subgrantees' reports, and then submit approved information to AmeriCorps through the Grantee Progress Reports (GPR). AmeriCorps programs vary in their start and end dates, and not all programs operate during the same timeframe. During any given year the time period of activity reported is between October 1st through September 30th. Any program activity that may have occurred after September 30, 2005 is not captured in this report.

<sup>1</sup> For 2004-2005, all performance highlights are based on Formula Award subgrantee self-report (total number of subgrantees for North Dakota in 2004-2005 was 7).


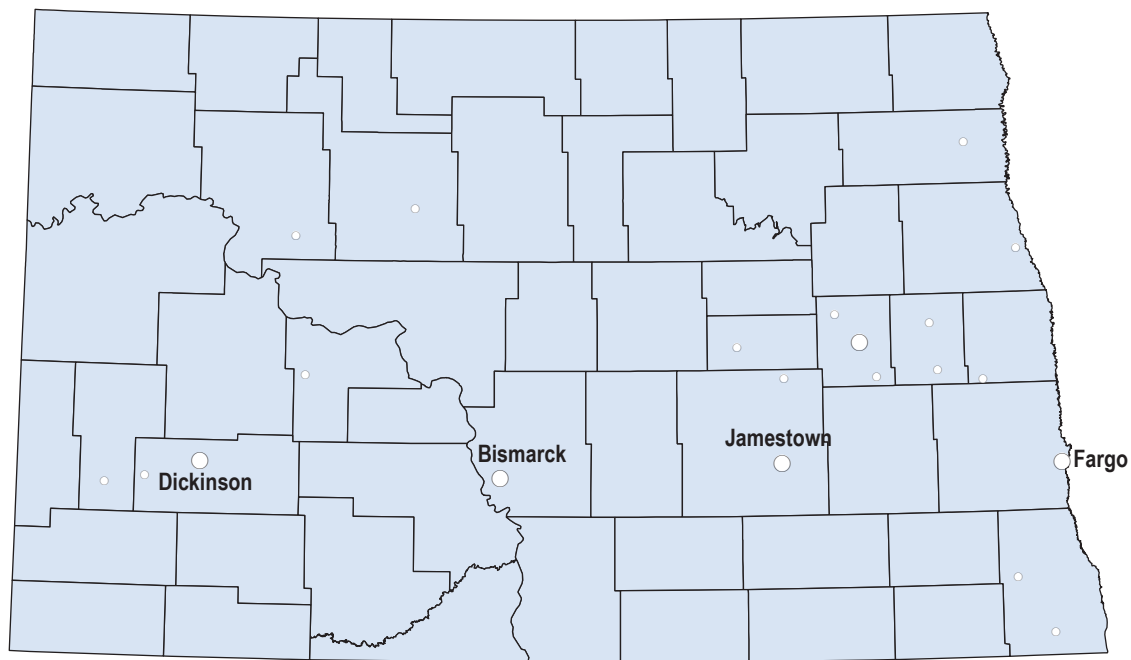


**North Dakota at a Glance: 2003-04**

Number of members serving	43	Overall Funding	\$246,077
Fill Rate	98%	Formula Award	\$246,077
Completion Rate	81%	Competitive Award	\$0
Number of volunteers leveraged	N/A	Education Award Program Funding	\$0

Data Source: Member data are from eSPAN, as of September 30, 2005; volunteer data are from GPRs, as of January 2006. State financial information, such as awarded Corporation and matching funds, comes from budgets as found in Grantsbase and eGrants, as of September 30, 2005.

**AmeriCorps State Members Serving in North Dakota Counties: 2003-04**



Data Source: Information on number of members and service locations was obtained through State Commission self-report.

<sup>1</sup> Symbol placement is determined by the zip codes where members serve.


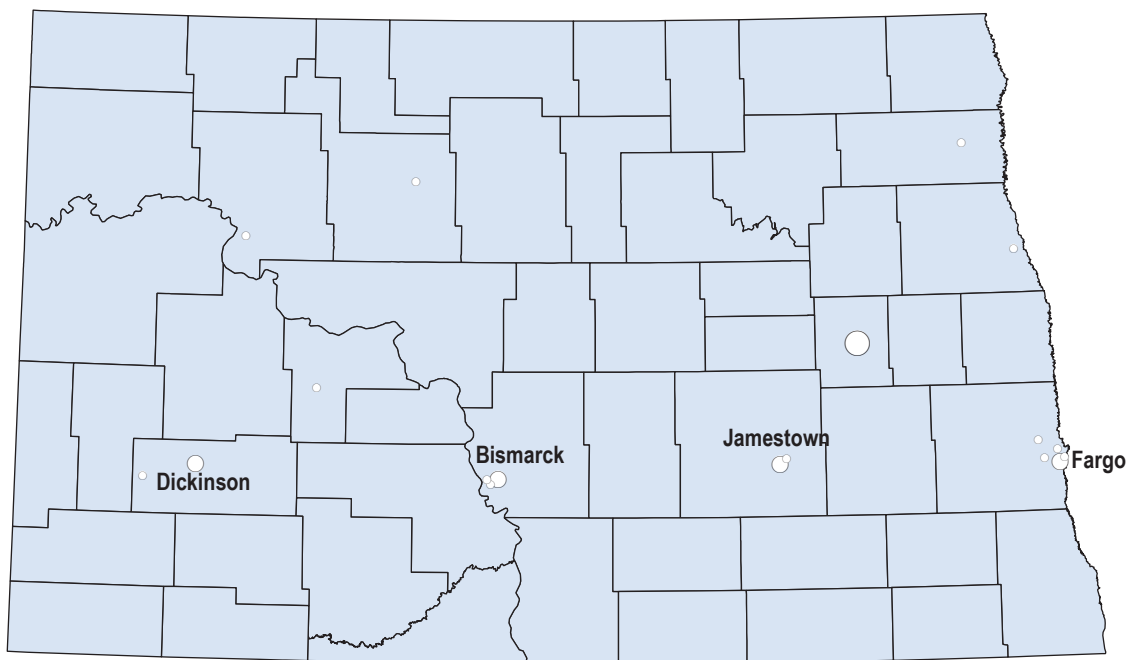


**North Dakota at a Glance: 2004-05**

Number of members serving	93	Overall Funding	\$490,364
Fill Rate	79%	Formula Award	\$490,364
Completion Rate	79%	Competitive Award	\$0
Number of volunteers leveraged	353	Education Award Program Funding	\$0

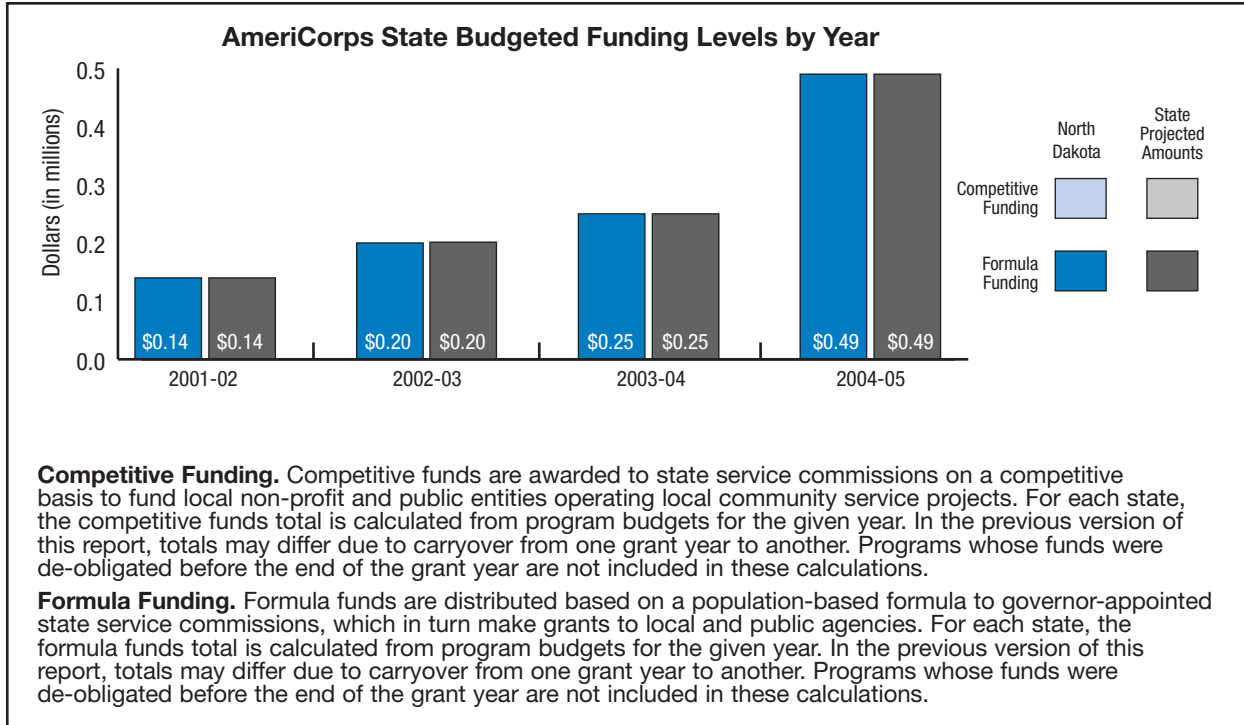
Data Source: Member data are from eSPAN, as of September 30, 2005; volunteer data are from GPRs, as of January 2006. State financial information, such as awarded Corporation and matching funds, comes from budgets as found in Grantsbase and eGrants, as of September 30, 2005.

**AmeriCorps State Members Serving in North Dakota Counties: 2004-05**

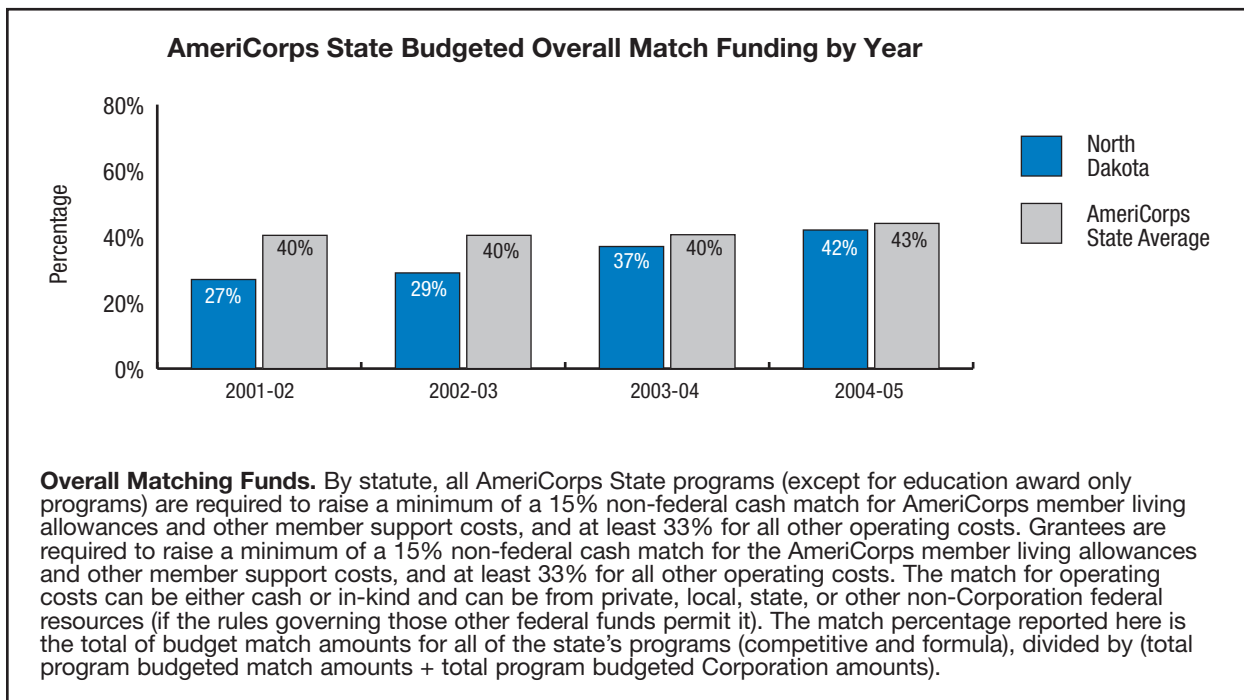


Data Source: Information on number of members and service locations was obtained through State Commission self-report.

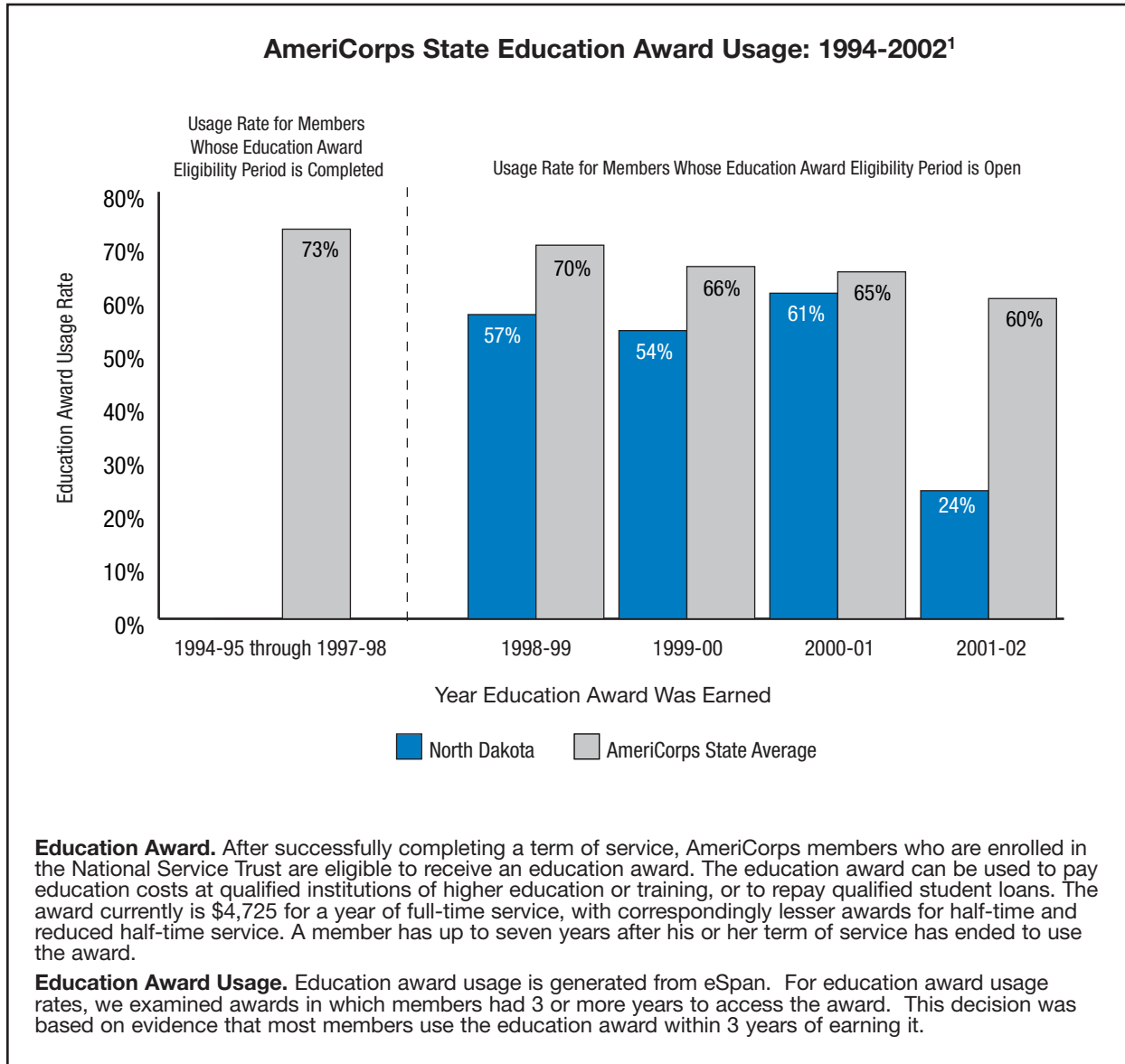
<sup>1</sup> Symbol placement is determined by the zip codes where members serve.



Data Source: Grantsbase and eGrants, as of September 30, 2005.



Data Source: Grantsbase and eGrants, as of September 30, 2005.



Data Source: eSPAN, as of September 14, 2005.

<sup>1</sup> For education award usage rates, we examined awards in which members have had three or more years to access the award. This decision was based on evidence that most members use the education award within three years of earning it.

For this report, we have identified members who served in 1994-1995 through 2001-2002 to examine usage rates for education awards.

**1994-1995 through 1997-1998:** Members who served in 1994-1995 through 1997-1998 have completed their seven-year education award eligibility period; because the eligibility period for using the education award is completed, we have aggregated the usage rate for these members.

**1998-1999 through 2001-2002:** Members who served in 1998-1999 through 2001-2002 have at least one year of eligibility left. As former members of these years access their education awards, these data will fluctuate as the awards remain active.

We will continue to track AmeriCorps member education award usage by year, adding an additional year in the "eligibility remaining" portion of the graph. Usage rates may differ from year to year as more earned education award money is withdrawn from members' Trust accounts. As members end their seven-year period of eligibility they will be added to the "eligibility completed" group.



## Performance Highlights<sup>1</sup> for Ohio

### 2003-2004

#### EDUCATION

(12 subgrantees reporting)  
 3,627 students in grades 1-12 received tutoring.  
 168 adults received instruction in GED or basic skills development.  
 456 students were mentored or counseled concerning school success or achievement.

#### ENVIRONMENT

(1 subgrantee reporting)  
 858 students received instruction regarding environmental protection needs.

#### HUMAN NEEDS

(8 subgrantees reporting)  
 16,743 people were counseled on health and family matters.  
 20,469 people were provided access to health care and diagnosis, as well as case management for health appointments or follow-up scheduling.  
 1,330 children were immunized.

#### COMMUNITY STRENGTHENING

(18 subgrantees reporting)  
 61 individuals had their support needs assessed or identified.  
 12,730 people received information on health issues, environmental issues, and community events.

#### VOLUNTEER LEVERAGING

(18 subgrantees reporting)  
 3,338 volunteers were recruited to assist in addressing human needs issues.  
 239 volunteers were recruited for tutoring and other educational purposes.

#### MEMBER DEVELOPMENT

(17 subgrantees reporting)  
 334 members received training in technical skills related to carrying out their assignments.  
 304 members were trained in life skills, such as organizational skills, problem solving, teamwork, and leadership.  
 85 members received training in CPR, first aid, and emergency response.

### 2004-2005

#### EDUCATION

(12 subgrantees reporting)  
 5,123 students in grades 1-12 received tutoring.  
 216 adults received instruction in GED or basic skills.  
 920 in-class enrichment sessions were provided, benefiting 7,074 students.

#### ENVIRONMENT

(1 subgrantee reporting)  
 990 students received instruction regarding environmental protection needs.

#### HOMELAND SECURITY

(1 subgrantee reporting)  
 55,282 people were provided presentations on emergency preparedness.

#### HUMAN NEEDS

(11 subgrantees reporting)  
 11,946 individuals' specific support needs were assessed or identified.  
 1,441 people were provided access to health care and diagnosis, as well as case management for health appointments or follow-up scheduling.

#### PUBLIC SAFETY

(1 subgrantee reporting)  
 40 AT-RISK YOUTH WERE MENTORED BY MEMBERS.

#### COMMUNITY STRENGTHENING

(24 subgrantees reporting)  
 476 people received information about health issues, environmental issues, and community events.  
 191 students benefited from service-learning and community education activities.

#### VOLUNTEER LEVERAGING

(24 subgrantees reporting)  
 3,820 volunteers were recruited to assist in addressing human needs issues.  
 492 volunteers were recruited for tutoring and other educational purposes.

#### MEMBER DEVELOPMENT

(26 subgrantees reporting)  
 364 members were trained in citizenship and civic responsibility.  
 217 members received training in technical skills related to carrying out their assignments.

Data Source: All data are aggregates of the data subgrantees report in the AmeriCorps Progress Reports. State Commissions review subgrantees' reports, and then submit approved information to AmeriCorps through the Grantee Progress Reports (GPR). AmeriCorps programs vary in their start and end dates, and not all programs operate during the same timeframe. During any given year the time period of activity reported is between October 1st through September 30th. Any program activity that may have occurred after September 30, 2005 is not captured in this report.

<sup>1</sup> For Ohio, all 2003-2004 performance highlights are based on Formula and Competitive Award subgrantee self-report (total number of subgrantees for Ohio in 2003-2004 was 20). For 2004-2005, all performance highlights are based on Formula and Competitive Award subgrantee self-report (total number of subgrantees for Ohio in 2004-2005 was 27).

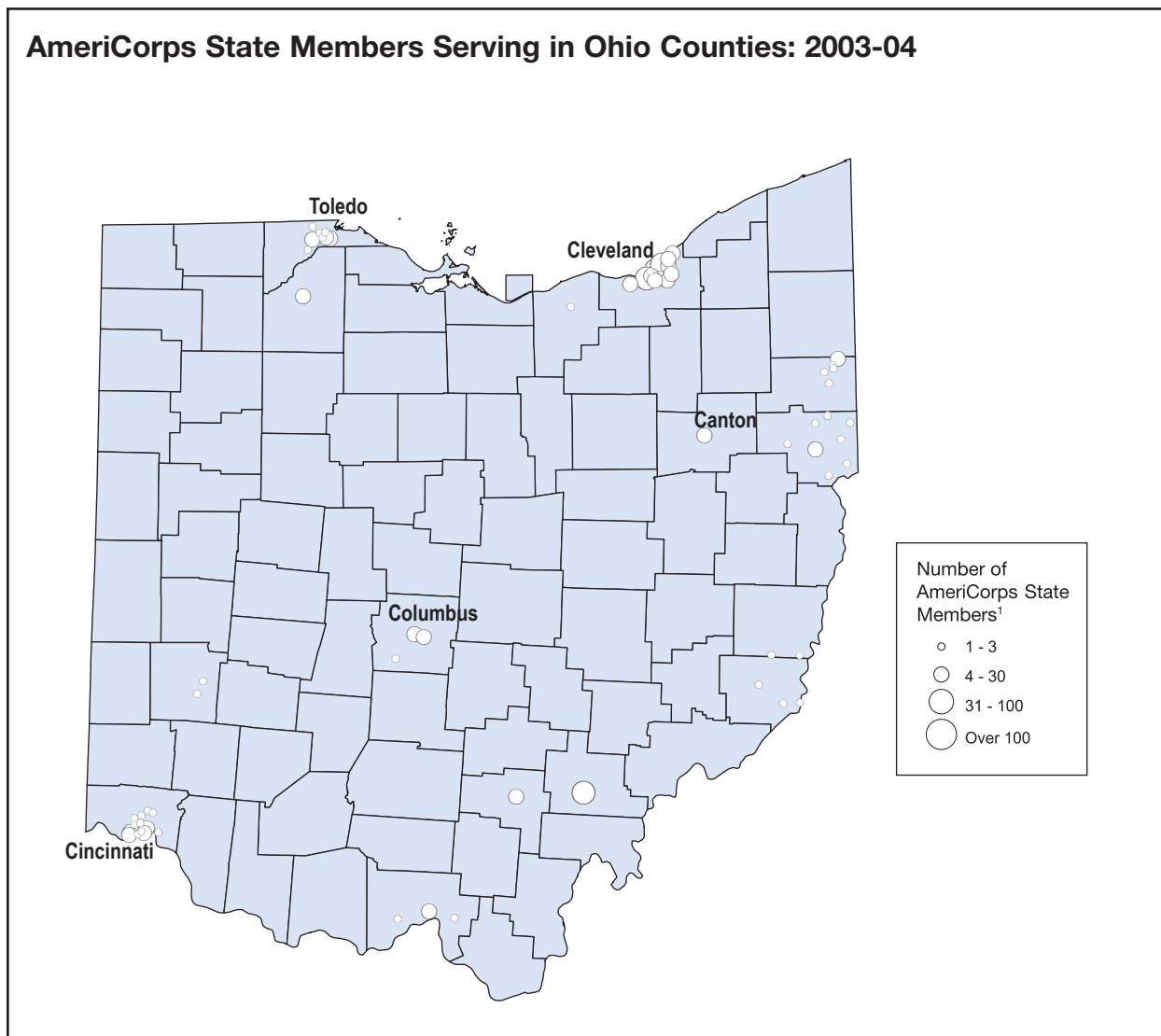


**Ohio at a Glance: 2003-04**

Number of members serving	433	Overall Funding	\$3,785,275
Fill Rate	97%	Formula Award	\$1,930,991
Completion Rate	84%	Competitive Award	\$1,854,284
Number of volunteers leveraged	10,485	Education Award Program Funding	\$0

Data Source: Member data are from eSPAN, as of September 30, 2005; volunteer data are from GPRs, as of January 2006. State financial information, such as awarded Corporation and matching funds, comes from budgets as found in Grantsbase and eGrants, as of September 30, 2005.

**AmeriCorps State Members Serving in Ohio Counties: 2003-04**



Data Source: Information on number of members and service locations was obtained through State Commission self-report.

1 Symbol placement is determined by the zip codes where members serve.



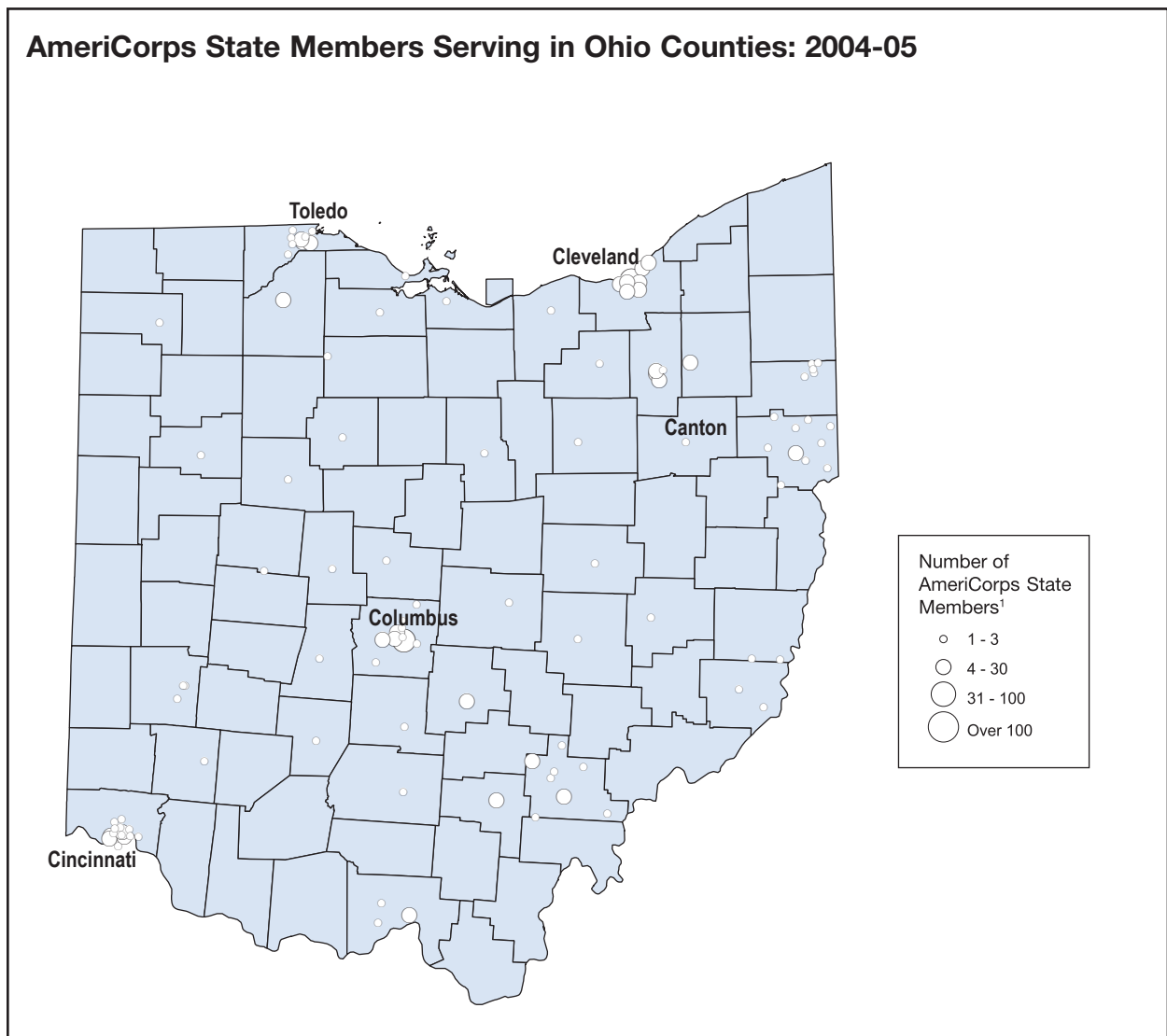


**Ohio at a Glance: 2004-05**

Number of members serving	607	Overall Funding	\$5,523,550
Fill Rate	94%	Formula Award	\$2,950,064
Completion Rate	70%	Competitive Award	\$2,573,486
Number of volunteers leveraged	11,508	Education Award Program Funding	\$0

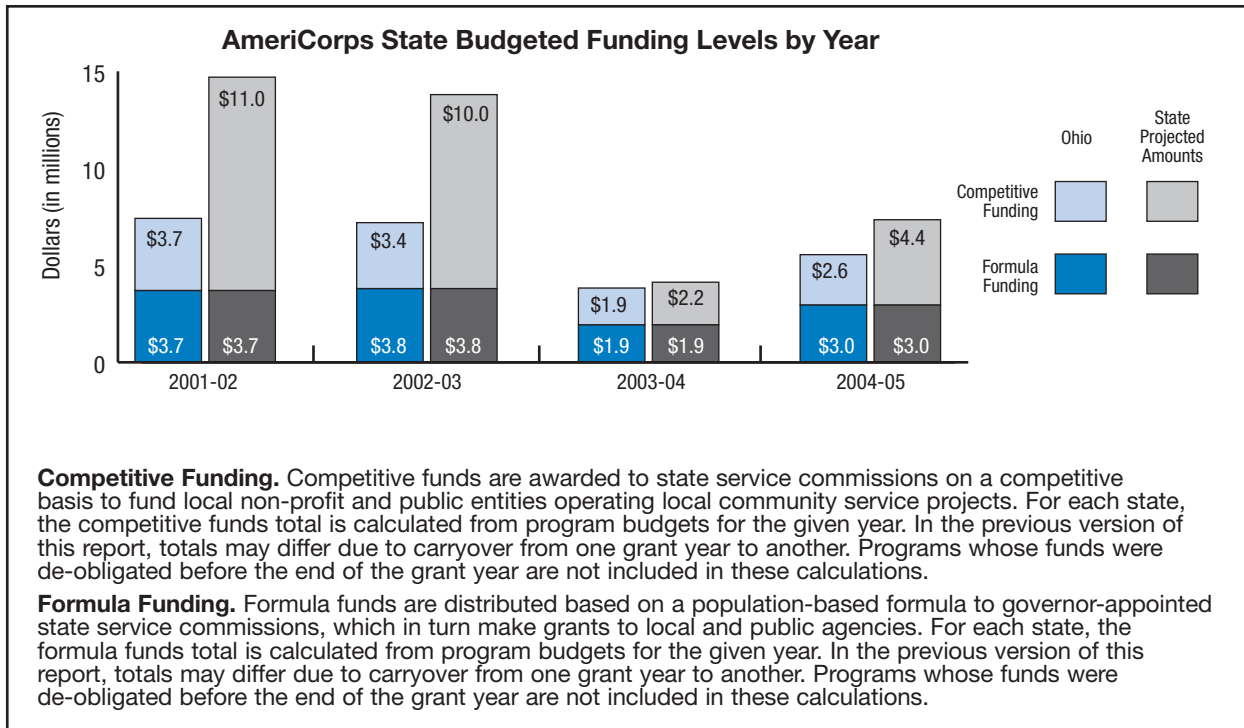
Data Source: Member data are from eSPAN, as of September 30, 2005; volunteer data are from GPRs, as of January 2006. State financial information, such as awarded Corporation and matching funds, comes from budgets as found in Grantsbase and eGrants, as of September 30, 2005.

**AmeriCorps State Members Serving in Ohio Counties: 2004-05**

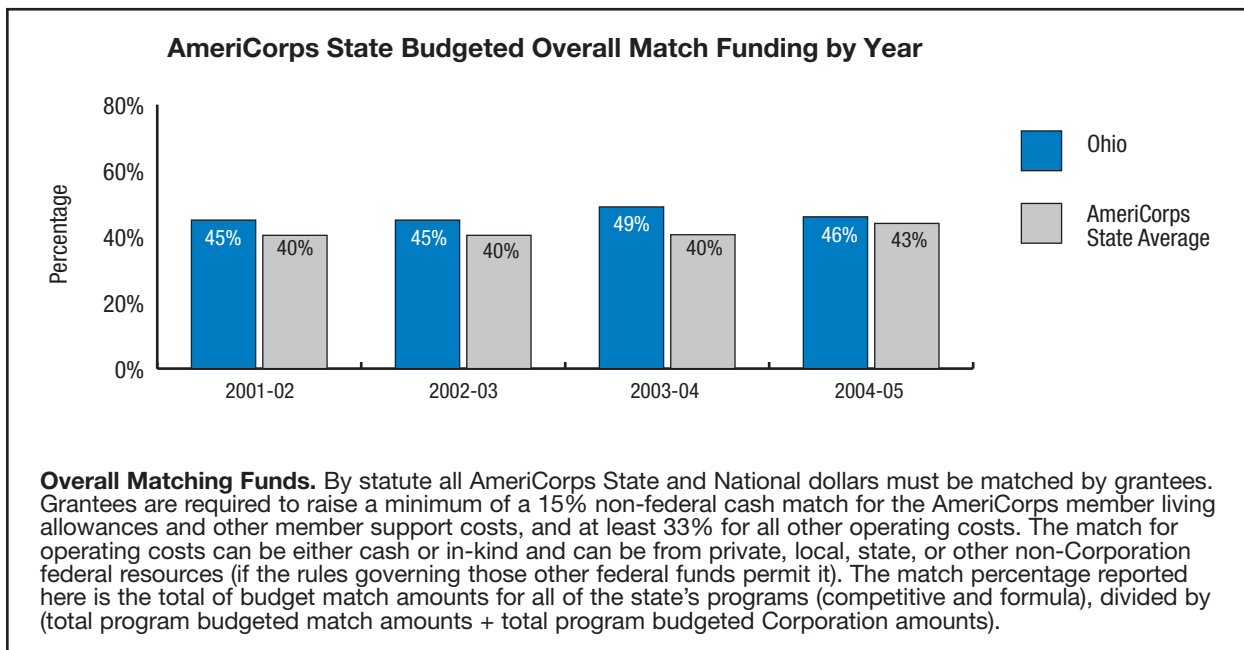


Data Source: Information on number of members and service locations was obtained through State Commission self-report.

<sup>1</sup> Symbol placement is determined by the zip codes where members serve.



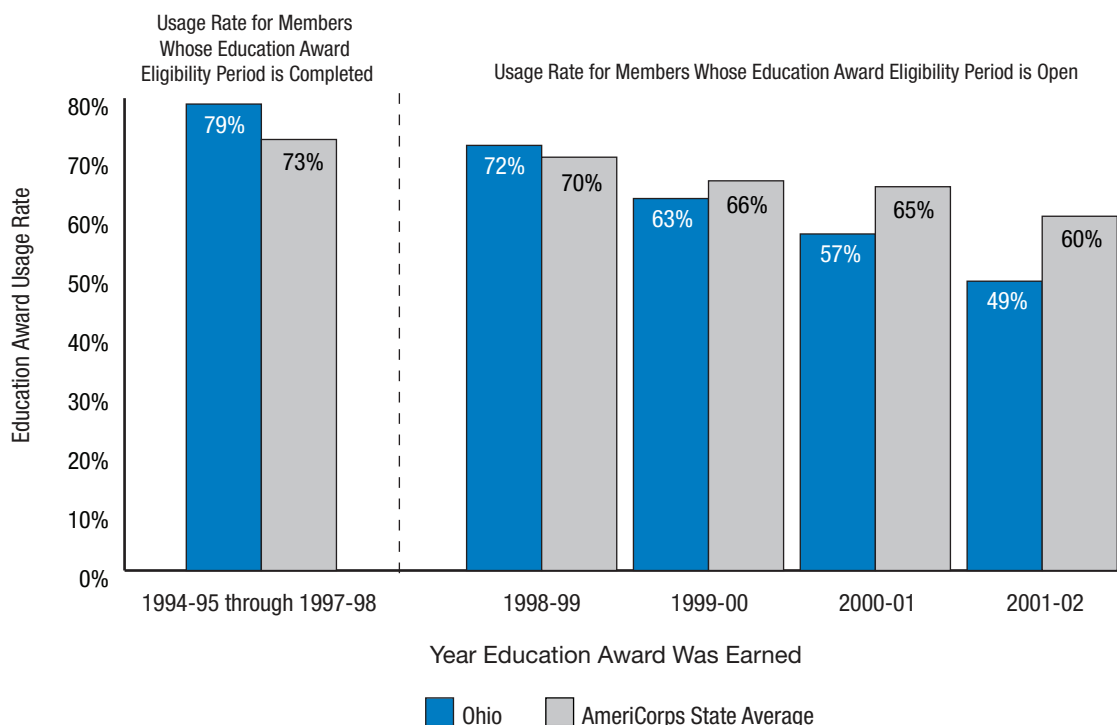
Data Source: Grantsbase and eGrants, as of September 30, 2005.



Data Source: Grantsbase and eGrants, as of September 30, 2005.



### AmeriCorps State Education Award Usage: 1994-2002<sup>1</sup>



**Education Award.** After successfully completing a term of service, AmeriCorps members who are enrolled in the National Service Trust are eligible to receive an education award. The education award can be used to pay education costs at qualified institutions of higher education or training, or to repay qualified student loans. The award currently is \$4,725 for a year of full-time service, with correspondingly lesser awards for half-time and reduced half-time service. A member has up to seven years after his or her term of service has ended to use the award.

**Education Award Usage.** Education award usage is generated from eSpan. For education award usage rates, we examined awards in which members had 3 or more years to access the award. This decision was based on evidence that most members use the education award within 3 years of earning it.

Data Source: eSPAN, as of September 14, 2005.

<sup>1</sup> For education award usage rates, we examined awards in which members have had three or more years to access the award. This decision was based on evidence that most members use the education award within three years of earning it.

For this report, we have identified members who served in 1994-1995 through 2001-2002 to examine usage rates for education awards.

**1994-1995 through 1997-1998:** Members who served in 1994-1995 through 1997-1998 have completed their seven-year education award eligibility period; because the eligibility period for using the education award is completed, we have aggregated the usage rate for these members.

**1998-1999 through 2001-2002:** Members who served in 1998-1999 through 2001-2002 have at least one year of eligibility left. As former members of these years access their education awards, these data will fluctuate as the awards remain active.

We will continue to track AmeriCorps member education award usage by year, adding an additional year in the “eligibility remaining” portion of the graph. Usage rates may differ from year to year as more earned education award money is withdrawn from members’ Trust accounts. As members end their seven-year period of eligibility they will be added to the “eligibility completed” group.



**Performance Highlights<sup>1</sup> for Oklahoma**

**2003-2004**

**EDUCATION**

(5 subgrantees reporting)  
 3,874 students in grades 1-12 received tutoring.  
 1,770 students benefited from in-class enrichment programs.

**HOMELAND SECURITY**

(1 subgrantee reporting)  
 1,393 people were provided information regarding disaster preparedness and first-aid.

**COMMUNITY STRENGTHENING**

(5 subgrantees reporting)  
 47 seniors and disabled individuals received independent living assistance.  
 47 people were provided transportation in support of human services activities.

**VOLUNTEER LEVERAGING**

(5 subgrantees reporting)  
 326 volunteers were recruited to assist in addressing human needs issues.  
 1,905 volunteers were recruited to help with community events, responding to disasters and emergencies, making presentations on health and safety programs, and reading to children.

**MEMBER DEVELOPMENT**

(5 subgrantees reporting)  
 59 members were trained in technical skills related to carrying out their assignments.  
 63 members were trained in life skills, such as organizational skills, problem solving, teamwork, and leadership.  
 35 members received training in CPR, first aid, and emergency response.

**2004-2005**

**EDUCATION**

(7 subgrantees reporting)  
 1,453 in-class enrichment sessions were provided by members.  
 3,747 students in grades 1-12 received tutoring.  
 1,253 students were counseled concerning substance abuse prevention or related issues.

**ENVIRONMENT**

(2 subgrantees reporting)  
 7 miles of trails or roads were maintained and cleaned, benefiting 500 people.  
 34 camp sites were renovated and a bridge repaired.

**HOMELAND SECURITY**

(1 subgrantee reporting)  
 446 students received information about risks, safety measures, or victimization prevention.

**HUMAN NEEDS**

(2 subgrantees reporting)  
 39,421 people benefited from a range of after-school and summer youth enrichment programs.

**COMMUNITY STRENGTHENING**

(10 subgrantees reporting)  
 808 people received information regarding community services.  
 Members engaged in partnership with faith- or community-based organizations, benefiting 921 people.  
 Members mentored 223 at-risk youth.

**MEMBER DEVELOPMENT**

(10 subgrantees reporting)  
 111 members were trained in technical skills related to carrying out their assignments.  
 219 members were trained in citizenship and civic responsibility.  
 20 members were trained in CPR, first aid, and emergency response.

Data Source: All data are aggregates of the data subgrantees report in the AmeriCorps Progress Reports. State Commissions review subgrantees' reports, and then submit approved information to AmeriCorps through the Grantee Progress Reports (GPR). AmeriCorps programs vary in their start and end dates, and not all programs operate during the same timeframe. During any given year the time period of activity reported is between October 1st through September 30th. Any program activity that may have occurred after September 30, 2005 is not captured in this report.

<sup>1</sup> For Oklahoma, all 2003-2004 performance highlights are based on Formula and Competitive Award subgrantee self-report (total number of subgrantees for Oklahoma in 2003-2004 was 6). For 2004-2005, all performance highlights are based on Formula, Competitive, and Education Award subgrantee self-report (total number of subgrantees for Oklahoma in 2004-2005 was 11).

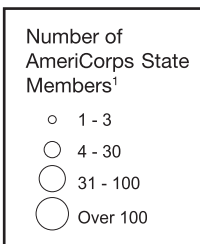
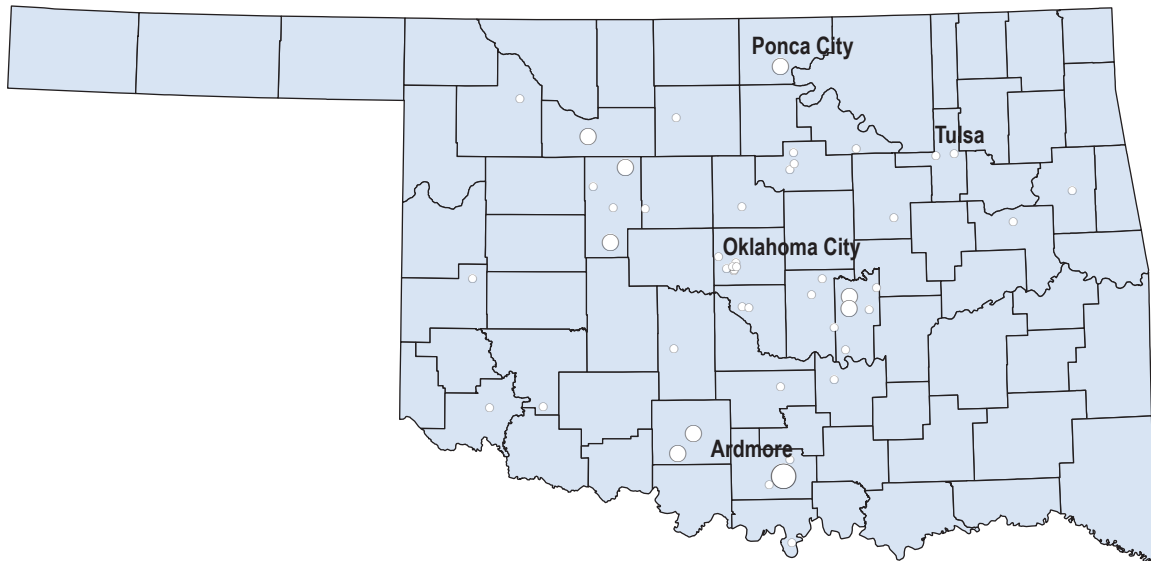


**Oklahoma at a Glance: 2003-04**

Number of members serving	146	Overall Funding	\$1,288,369
Fill Rate	100%	Formula Award	\$665,311
Completion Rate	83%	Competitive Award	\$623,058
Number of volunteers leveraged	2,321	Education Award Program Funding	\$0

Data Source: Member data are from eSPAN, as of September 30, 2005; volunteer data are from GPRs, as of January 2006. State financial information, such as awarded Corporation and matching funds, comes from budgets as found in Grantsbase and eGrants, as of September 30, 2005.

**AmeriCorps State Members Serving in Oklahoma Counties: 2003-04**



Data Source: Information on number of members and service locations was obtained through State Commission self-report.

1 Symbol placement is determined by the zip codes where members serve.


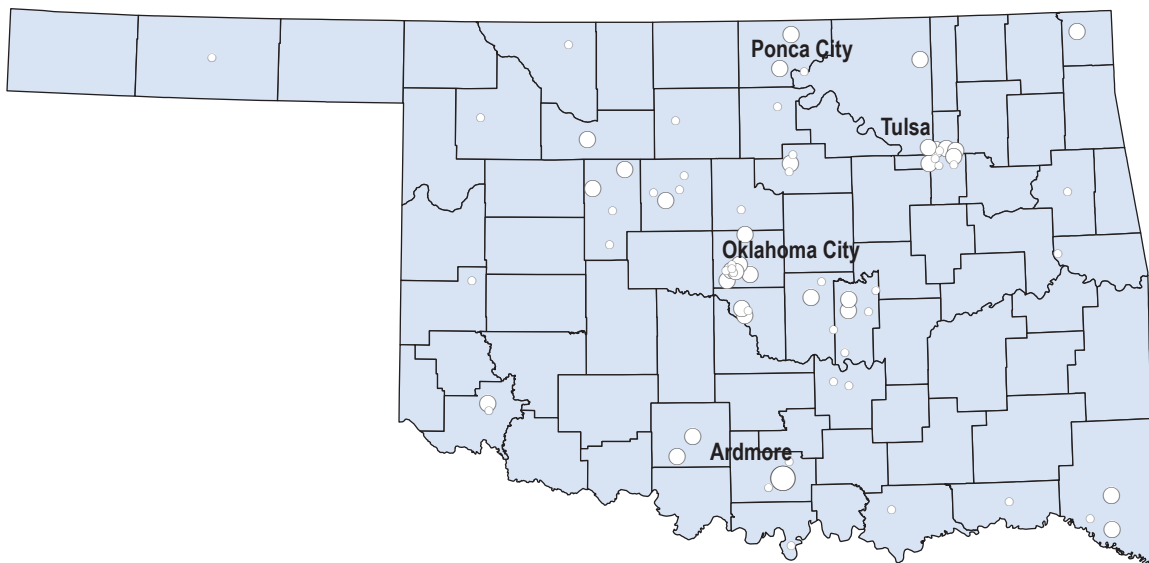


**Oklahoma at a Glance: 2004-05**

Number of members serving	393	Overall Funding	\$2,387,224
Fill Rate	69%	Formula Award	\$1,083,354
Completion Rate	82%	Competitive Award	\$1,287,870
Number of volunteers leveraged	5,749	Education Award Program Funding	\$16,000

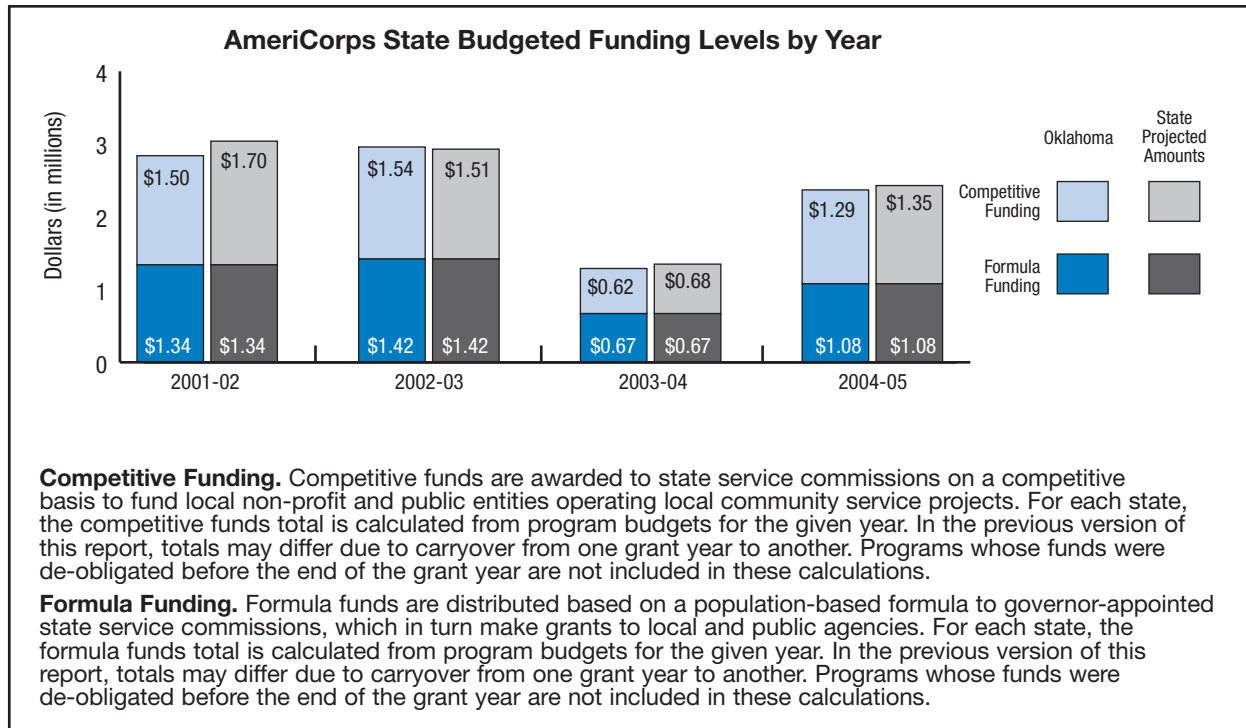
Data Source: Member data are from eSPAN, as of September 30, 2005; volunteer data are from GPRs, as of January 2006. State financial information, such as awarded Corporation and matching funds, comes from budgets as found in Grantsbase and eGrants, as of September 30, 2005.

**AmeriCorps State Members Serving in Oklahoma Counties: 2004-05**

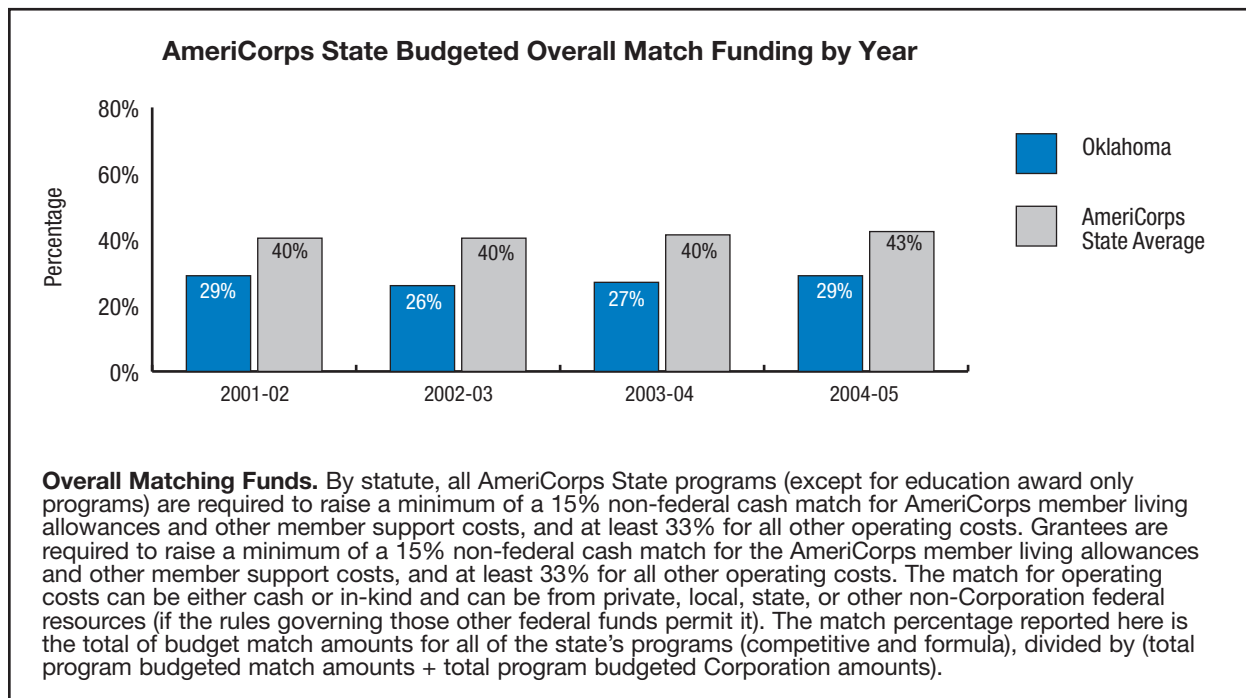


Data Source: Information on number of members and service locations was obtained through State Commission self-report.

1 Symbol placement is determined by the zip codes where members serve.



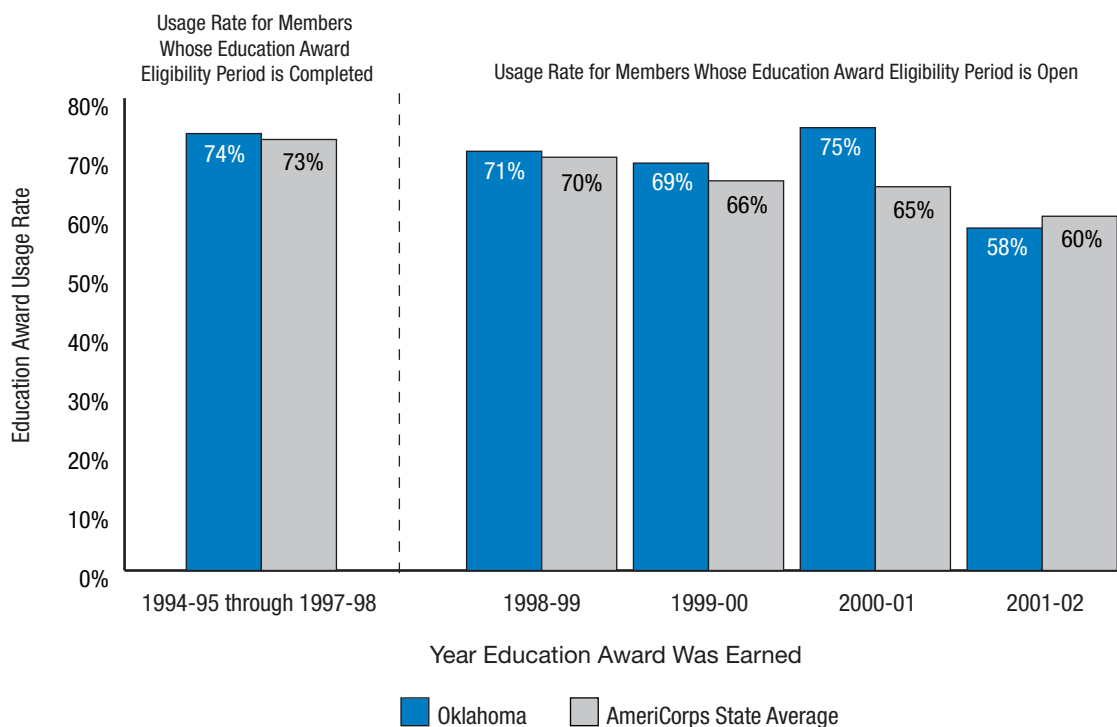
Data Source: Grantsbase and eGrants, as of September 30, 2005.



Data Source: Grantsbase and eGrants, as of September 30, 2005.



**AmeriCorps State Education Award Usage: 1994-2002<sup>1</sup>**



**Education Award.** After successfully completing a term of service, AmeriCorps members who are enrolled in the National Service Trust are eligible to receive an education award. The education award can be used to pay education costs at qualified institutions of higher education or training, or to repay qualified student loans. The award currently is \$4,725 for a year of full-time service, with correspondingly lesser awards for half-time and reduced half-time service. A member has up to seven years after his or her term of service has ended to use the award.

**Education Award Usage.** Education award usage is generated from eSpan. For education award usage rates, we examined awards in which members had 3 or more years to access the award. This decision was based on evidence that most members use the education award within 3 years of earning it.

Data Source: eSPAN, as of September 14, 2005.

<sup>1</sup> For education award usage rates, we examined awards in which members have had three or more years to access the award. This decision was based on evidence that most members use the education award within three years of earning it.

For this report, we have identified members who served in 1994-1995 through 2001-2002 to examine usage rates for education awards.

**1994-1995 through 1997-1998:** Members who served in 1994-1995 through 1997-1998 have completed their seven-year education award eligibility period; because the eligibility period for using the education award is completed, we have aggregated the usage rate for these members.

**1998-1999 through 2001-2002:** Members who served in 1998-1999 through 2001-2002 have at least one year of eligibility left. As former members of these years access their education awards, these data will fluctuate as the awards remain active.

We will continue to track AmeriCorps member education award usage by year, adding an additional year in the “eligibility remaining” portion of the graph. Usage rates may differ from year to year as more earned education award money is withdrawn from members’ Trust accounts. As members end their seven-year period of eligibility they will be added to the “eligibility completed” group.





## Performance Highlights<sup>1</sup> for Oregon

### 2003-2004

#### EDUCATION

(4 subgrantees reporting)  
2,778 students in grades 1-12 were tutored.  
2,238 students received mentoring and counseling.  
5,593 youth in grades K-12 were able to access safe, structured after-school activities.

#### ENVIRONMENT

(1 subgrantee reporting)  
336 trainings and classes on environmental issues were provided to 10,031 community members.  
149 acres of habitat were enhanced, including replacing invasive non-native species with 12,700 native grasses, shrubs and trees.

#### HOMELAND SECURITY

(1 subgrantee reporting)  
213 people received emergency assistance.  
445 teens were trained in disaster preparedness, and then taught the material to 5,128 youth.

#### PUBLIC SAFETY

(1 subgrantee reporting)  
411 presentations were conducted regarding sexual assault, domestic violence, and child abuse, to 9,804 people.  
3,232 individuals were provided crisis advocacy, safety planning, and information or referrals.  
630 clients received legal services from lawyers serving as members.

#### COMMUNITY STRENGTHENING

(7 subgrantees reporting)  
178 partnerships were developed to assist high school students in attaining postsecondary educational goals.

#### VOLUNTEER LEVERAGING

(7 subgrantees reporting)  
286 volunteers were recruited for tutoring and education.  
More than 7,500 volunteers were recruited for a wide range of services.

#### MEMBER DEVELOPMENT

(7 subgrantees reporting)  
158 members were trained in citizenship and civic responsibility.  
214 members received training in CPR, first aid, and emergency response.

### 2004-2005

#### EDUCATION

(5 subgrantees reporting)  
2,992 students in grades 1-12 were tutored.  
202 at-risk students were mentored.  
11,035 students were mentored or counseled concerning school success or achievement.  
736 high school students were assisted in applying for financial aid.

655 parents received assistance strengthening parenting skills.

#### HOMELAND SECURITY

(1 subgrantee reporting)  
411 people received emergency assistance in the aftermath of floods or fires.  
5,391 youth were trained in disaster preparedness.

#### PUBLIC SAFETY

(1 subgrantee reporting)  
2,724 victims of violence were provided crisis advocacy, safety planning, and referrals to legal and other services.  
716 victims of sexual violence received legal support from lawyers serving as members.

#### HUMAN NEEDS

(2 subgrantees reporting)  
6,216 youth participated in after-school activities conducted by members.

#### COMMUNITY STRENGTHENING

(8 subgrantees reporting)  
37 agencies collaborated with members for service day projects and events.  
13 community plans were created, which included identifying natural resources and disaster mitigation needs.

#### VOLUNTEER LEVERAGING

(8 subgrantees reporting)  
1,281 Teen Leader volunteers were recruited to provide training to peers.  
1,499 volunteers were recruited for a wide range of service to 30 organizations.

#### MEMBER DEVELOPMENT

(8 subgrantees reporting)  
145 members were trained in citizenship and civic responsibility.  
61 members received training in CPR, first aid, and emergency response.

Data Source: All data are aggregates of the data subgrantees report in the AmeriCorps Progress Reports. State Commissions review subgrantees' reports, and then submit approved information to AmeriCorps through the Grantee Progress Reports (GPR). AmeriCorps programs vary in their start and end dates, and not all programs operate during the same timeframe. During any given year the time period of activity reported is between October 1st through September 30th. Any program activity that may have occurred after September 30, 2005 is not captured in this report.

<sup>1</sup> For Oregon, all 2003-2004 performance highlights are based on Formula and Competitive Award subgrantee self-report (total number of subgrantees for Oregon in 2003-2004 was 7). For 2004-2005, all performance highlights are based on Formula and Competitive Award subgrantee self-report (total number of subgrantees for Oregon in 2004-2005 was 8).

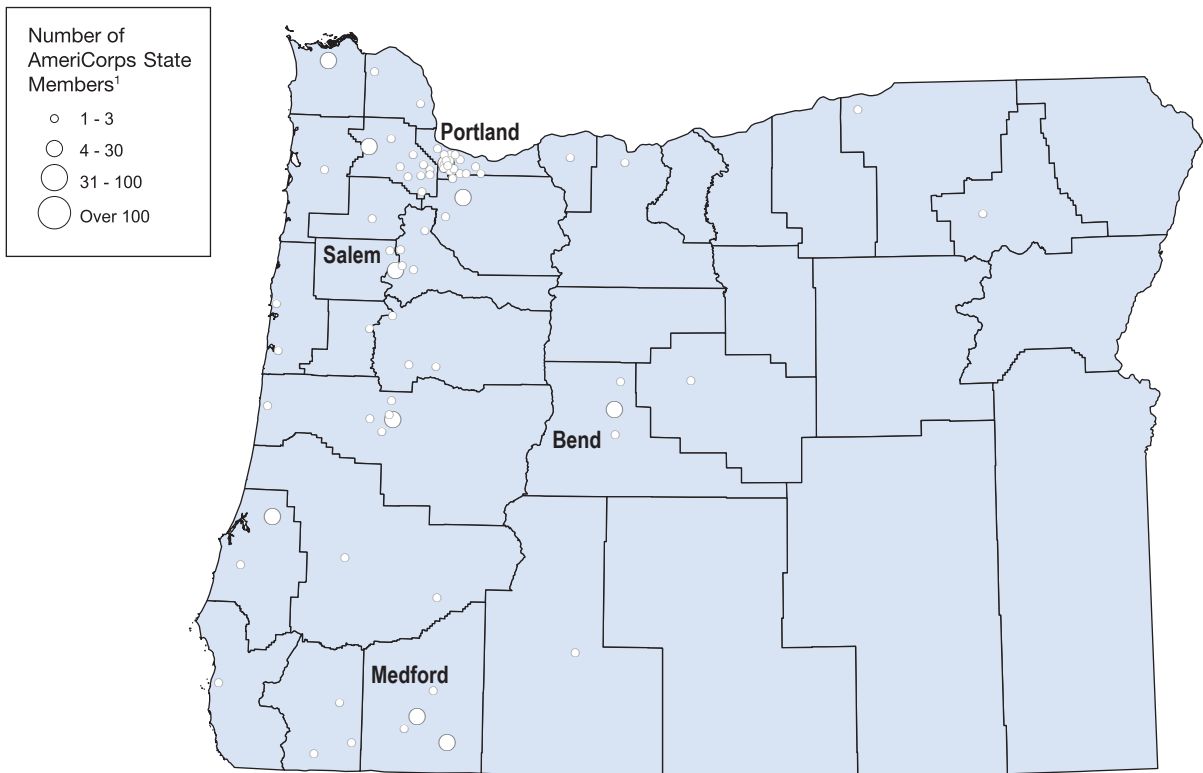


**Oregon at a Glance: 2003-04**

Number of members serving	155	Overall Funding	\$1,855,016
Fill Rate	98%	Formula Award	\$626,242
Completion Rate	97%	Competitive Award	\$1,228,774
Number of volunteers leveraged	7,927	Education Award Program Funding	\$0

Data Source: Member data are from eSPAN, as of September 30, 2005; volunteer data are from GPRs, as of January 2006. State financial information, such as awarded Corporation and matching funds, comes from budgets as found in Grantsbase and eGrants, as of September 30, 2005.

**AmeriCorps State Members Serving in Oregon Counties: 2003-04**



Data Source: Information on number of members and service locations was obtained through State Commission self-report.

1 Symbol placement is determined by the zip codes where members serve.

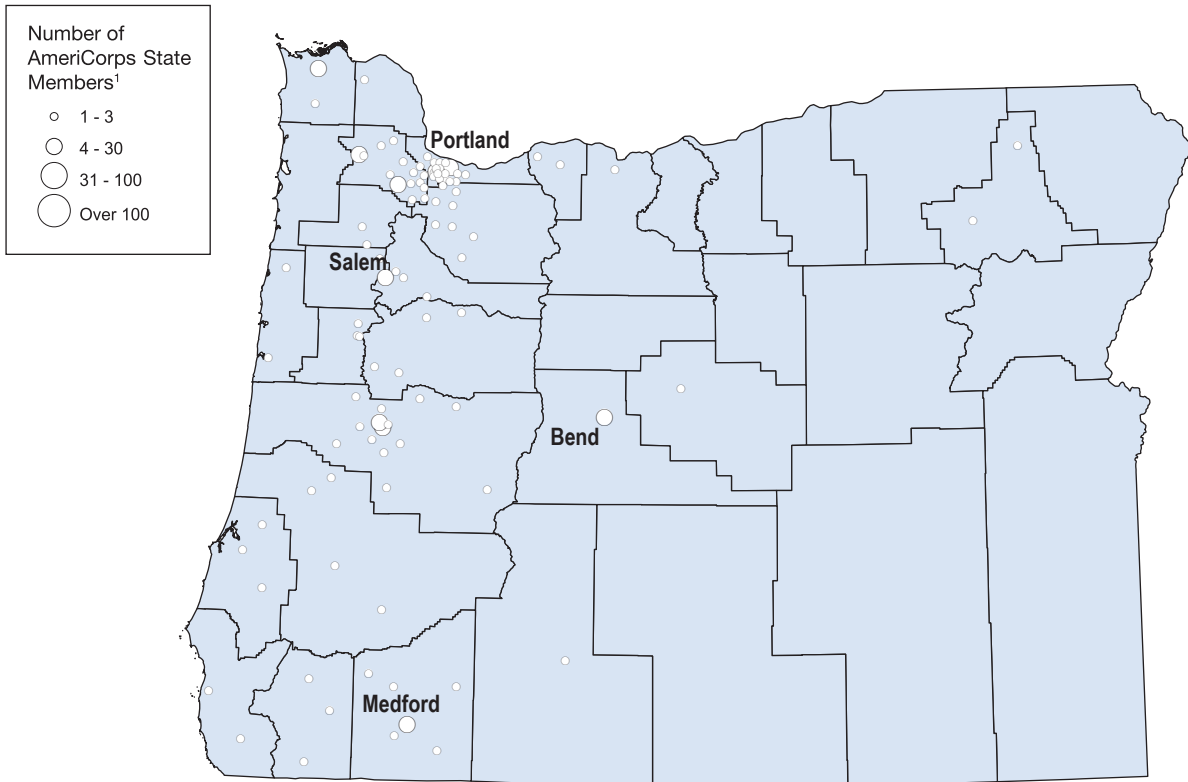


**Oregon at a Glance: 2004-05**

Number of members serving	196	Overall Funding	\$2,141,299
Fill Rate	88%	Formula Award	\$1,149,350
Completion Rate	91%	Competitive Award	\$991,949
Number of volunteers leveraged	5,519	Education Award Program Funding	\$0

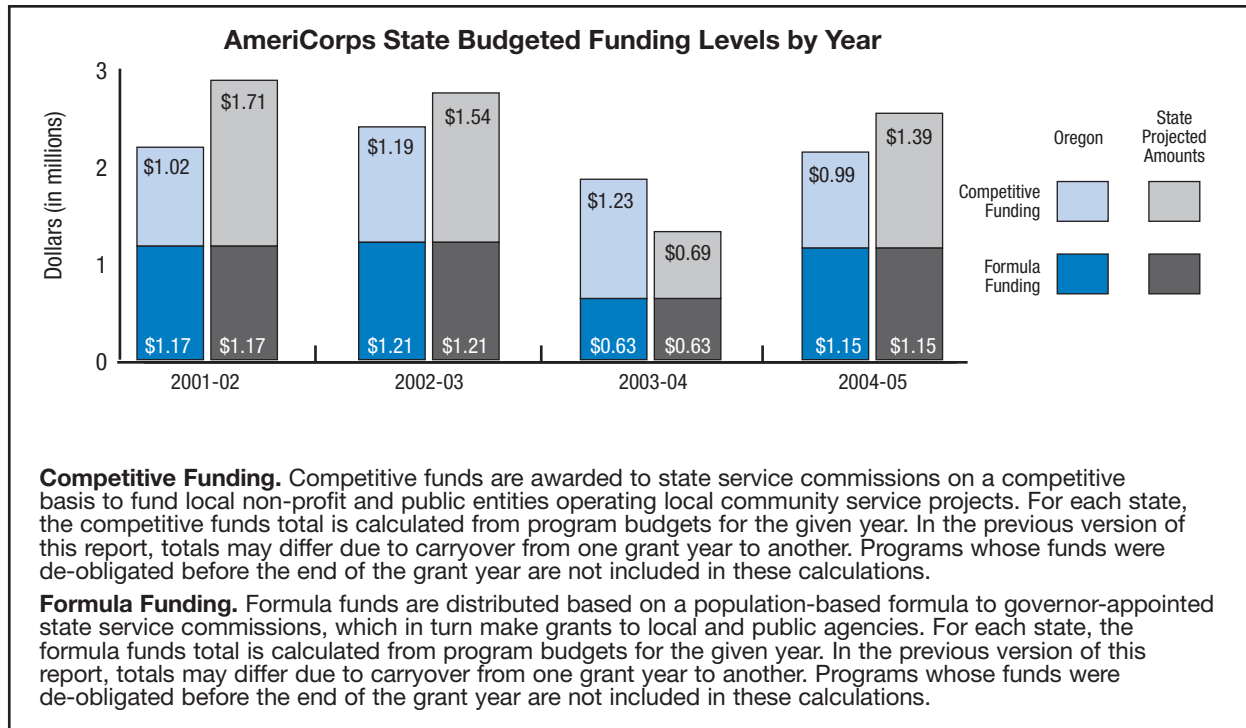
Data Source: Member data are from eSPAN, as of September 30, 2005; volunteer data are from GPRs, as of January 2006. State financial information, such as awarded Corporation and matching funds, comes from budgets as found in Grantsbase and eGrants, as of September 30, 2005.

**AmeriCorps State Members Serving in Oregon Counties: 2004-05**

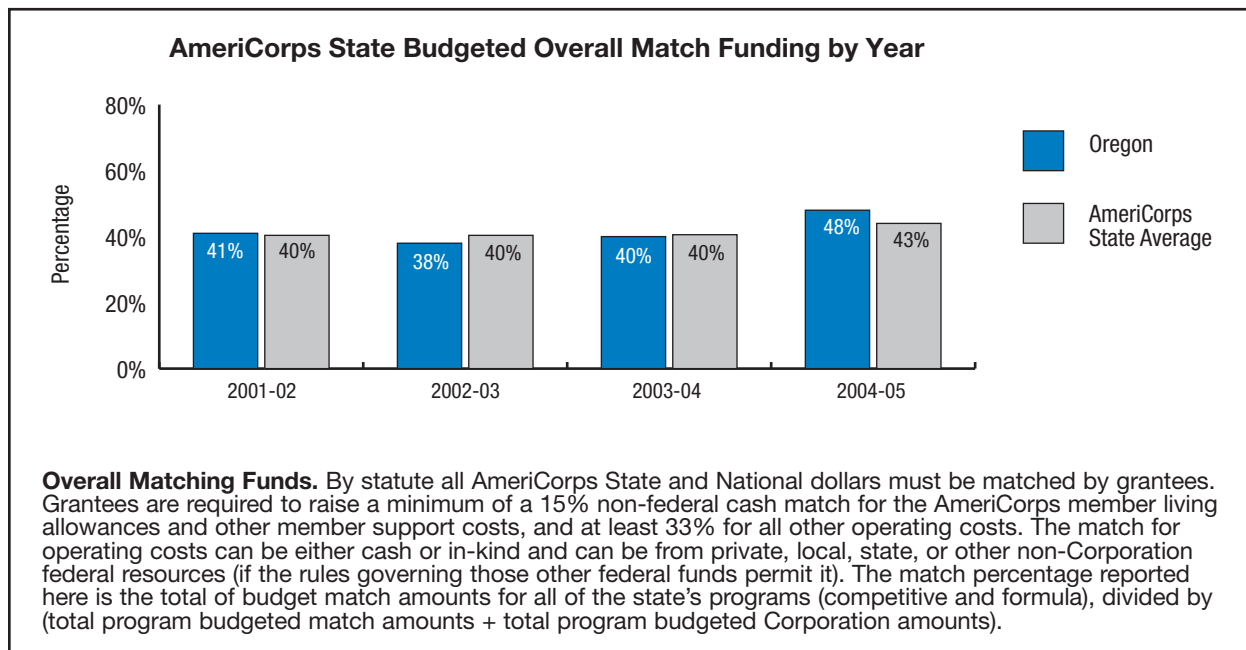


Data Source: Information on number of members and service locations was obtained through State Commission self-report.

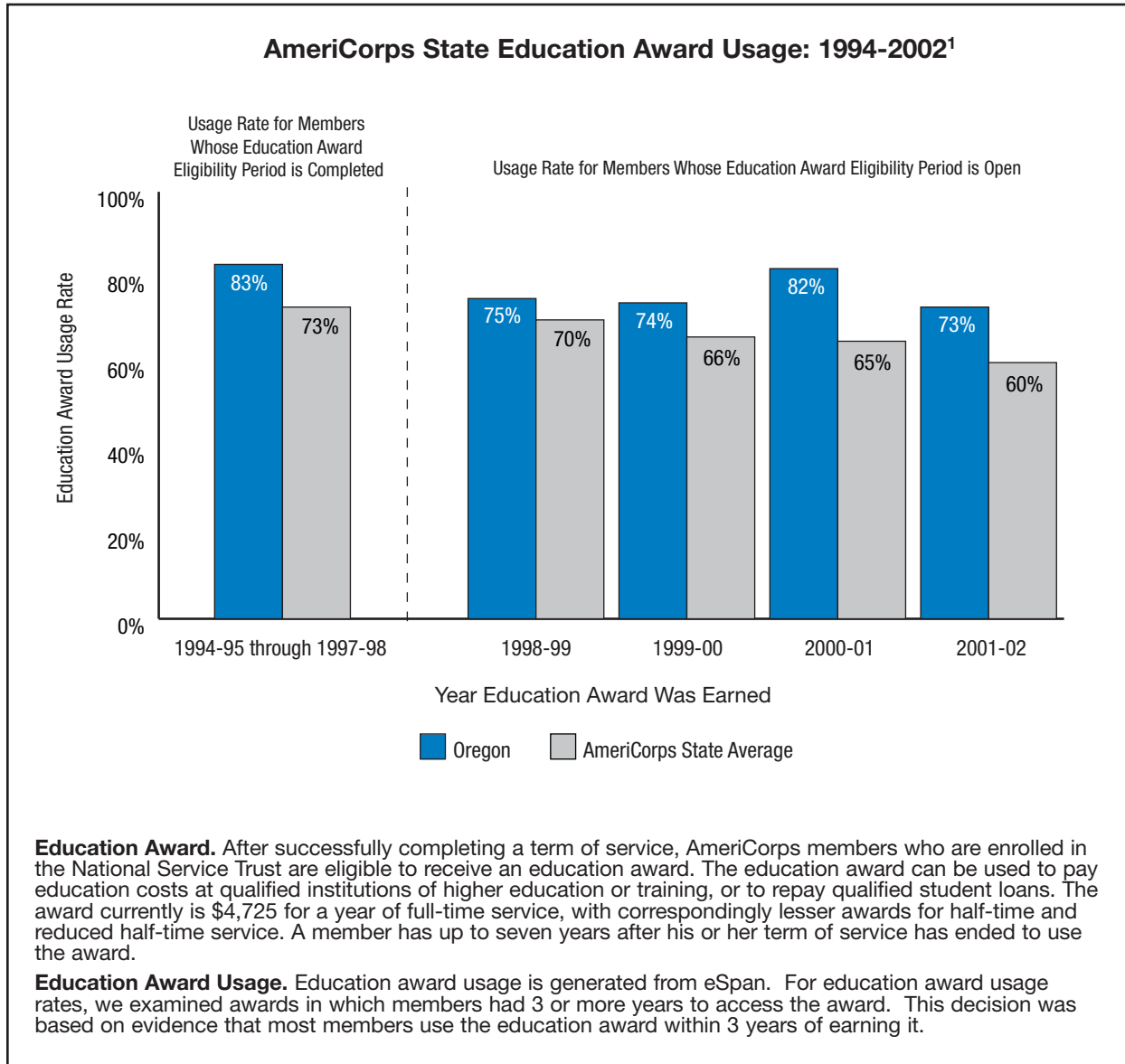
1 Symbol placement is determined by the zip codes where members serve.



Data Source: Grantsbase and eGrants, as of September 30, 2005.



Data Source: Grantsbase and eGrants, as of September 30, 2005.



Data Source: eSPAN, as of September 14, 2005.

<sup>1</sup> For education award usage rates, we examined awards in which members have had three or more years to access the award. This decision was based on evidence that most members use the education award within three years of earning it.

For this report, we have identified members who served in 1994-1995 through 2001-2002 to examine usage rates for education awards.

**1994-1995 through 1997-1998:** Members who served in 1994-1995 through 1997-1998 have completed their seven-year education award eligibility period; because the eligibility period for using the education award is completed, we have aggregated the usage rate for these members.

**1998-1999 through 2001-2002:** Members who served in 1998-1999 through 2001-2002 have at least one year of eligibility left. As former members of these years access their education awards, these data will fluctuate as the awards remain active.

We will continue to track AmeriCorps member education award usage by year, adding an additional year in the “eligibility remaining” portion of the graph. Usage rates may differ from year to year as more earned education award money is withdrawn from members’ Trust accounts. As members end their seven-year period of eligibility they will be added to the “eligibility completed” group.



**Performance Highlights<sup>1</sup> for Pennsylvania**

**2003-2004**

**EDUCATION**

(6 subgrantees reporting)  
 13,188 students in grades 1-12 received tutoring.  
 73 adults received instruction in GED or basic skills development.  
 4,693 students were mentored or counseled concerning school success or achievement.

**ENVIRONMENT**

(1 subgrantee reporting)  
 105 natural resource projects and efforts were undertaken by members, benefiting 640,748 people.

**HUMAN NEEDS**

(2 subgrantees reporting)  
 359 people received transportation in support of human needs activities.  
 1,186 people received independent living assistance.  
 767 individuals benefited from identification and assessment of their specific support needs.

**COMMUNITY STRENGTHENING**

(7 subgrantees reporting)  
 1,200 pounds of trash were removed from neighborhoods, benefiting 187 people.  
 6 miles of trails, roadways, and other park areas were maintained or cleaned, benefiting 200 people.

**VOLUNTEER LEVERAGING**

(7 subgrantees reporting)  
 4,304 volunteers were recruited for tutoring and other educational purposes.

**MEMBER DEVELOPMENT**

(7 subgrantees reporting)  
 210 members were trained in citizenship and civic responsibility.  
 364 members were trained in life skills, such as organizational skills, problem solving, teamwork, and leadership.  
 124 members received training in CPR, first aid, and emergency response.

**2004-2005**

**EDUCATION**

(11 subgrantees reporting)  
 13,179 students in grades 1-12 received tutoring.  
 936 students participated in service-learning and community education activities organized and conducted by members.  
 453 students were counseled concerning school success or achievement.  
 1,212 people benefited from after-school sports and violence avoidance activities.

**ENVIRONMENT**

(1 subgrantee reporting)  
 100 acres of public lands and flora/fauna habitat were restored or conserved.  
 Over 1,500 activities were conducted to map and monitor natural resources.

**HOMELAND SECURITY**

(1 subgrantee reporting)  
 10 businesses received assistance developing contingency operation plans in event of emergency.

**HUMAN NEEDS**

(3 subgrantees reporting)  
 1,135 people received independent living assistance.  
 118 people received counseling related to health and family matters.  
 1,550 people received in child abuse prevention.

**COMMUNITY STRENGTHENING**

(16 subgrantees reporting)  
 13,800 pounds of food and clothing were organized and packed for food and clothing banks.  
 2,090 people benefited from health fairs and community events organized or staffed by members.

**VOLUNTEER LEVERAGING**

(16 SUBGRANTEES REPORTING)  
 9,642 volunteers were recruited for tutoring or other educational purposes.  
 1,486 volunteers were recruited and coordinated for assistance in addressing human needs.

**MEMBER DEVELOPMENT**

(12 subgrantees reporting)  
 701 members were trained in citizenship and civic responsibility.  
 551 members were trained in life skills, including organizational skills, teamwork, and conflict resolution.

Data Source: All data are aggregates of the data subgrantees report in the AmeriCorps Progress Reports. State Commissions review subgrantees' reports, and then submit approved information to AmeriCorps through the Grantee Progress Reports (GPR). AmeriCorps programs vary in their start and end dates, and not all programs operate during the same timeframe. During any given year the time period of activity reported is between October 1st through September 30th. Any program activity that may have occurred after September 30, 2005 is not captured in this report.

<sup>1</sup> For Pennsylvania, all 2003-2004 performance highlights are based on Formula and Competitive Award subgrantee self-report (total number of subgrantees for Pennsylvania in 2003-2004 was 7). For 2004-2005, all performance highlights are based on Formula, Competitive, and Education Award subgrantee self-report (total number of subgrantees for Pennsylvania in 2004-2005 was 17).


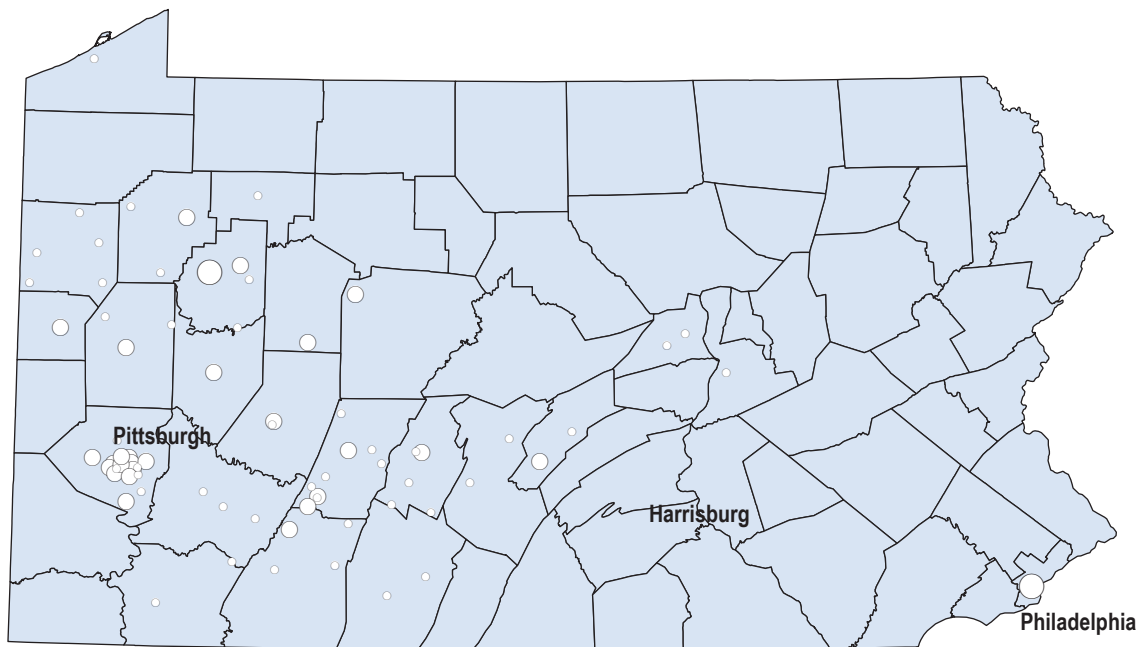


**Pennsylvania at a Glance: 2003-04**

Number of members serving	488	Overall Funding	\$4,278,879
Fill Rate	99%	Formula Award	\$2,377,980
Completion Rate	88%	Competitive Award	\$1,900,899
Number of volunteers leveraged	10,265	Education Award Program Funding	\$0

Data Source: Member data are from eSPAN, as of September 30, 2005; volunteer data are from GPRs, as of January 2006. State financial information, such as awarded Corporation and matching funds, comes from budgets as found in Grantsbase and eGrants, as of September 30, 2005.

**AmeriCorps State Members Serving in Pennsylvania Counties: 2003-04**



Data Source: Information on number of members and service locations was obtained through State Commission self-report.

<sup>1</sup> Symbol placement is determined by the zip codes where members serve.



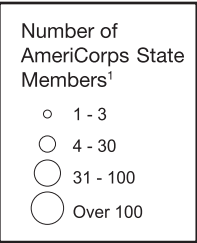
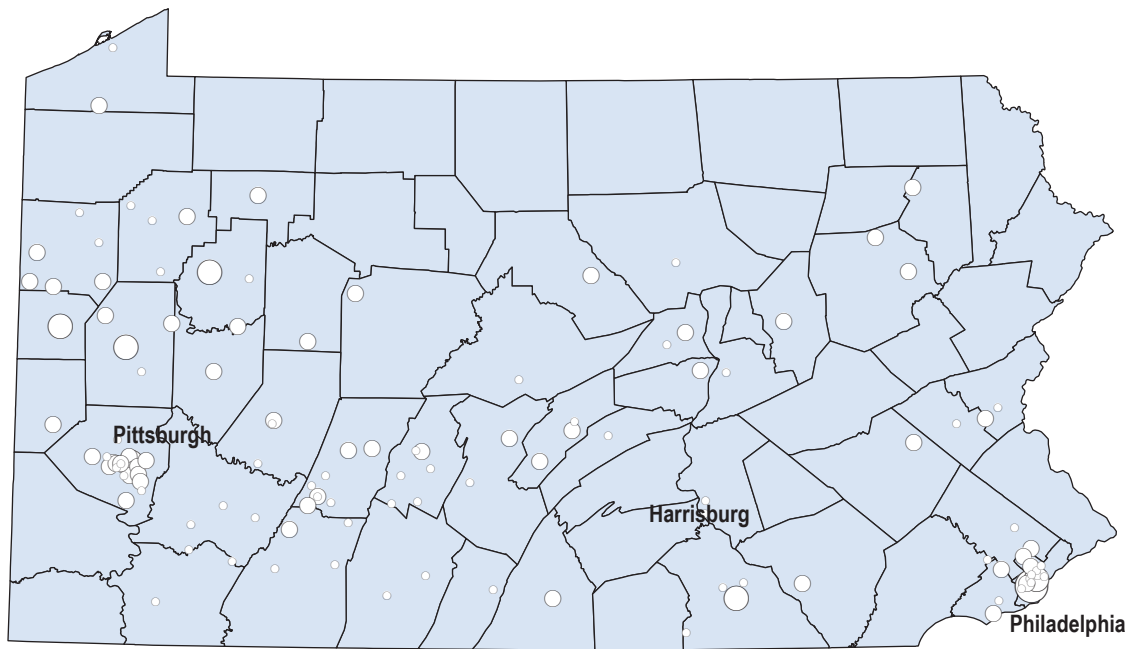


**Pennsylvania at a Glance: 2004-05**

Number of members serving	1,119	Overall Funding	\$6,473,219
Fill Rate	96%	Formula Award	\$3,809,357
Completion Rate	81%	Competitive Award	\$2,636,662
Number of volunteers leveraged	21,779	Education Award Program Funding	\$27,200

Data Source: Member data are from eSPAN, as of September 30, 2005; volunteer data are from GPRs, as of January 2006. State financial information, such as awarded Corporation and matching funds, comes from budgets as found in Grantsbase and eGrants, as of September 30, 2005.

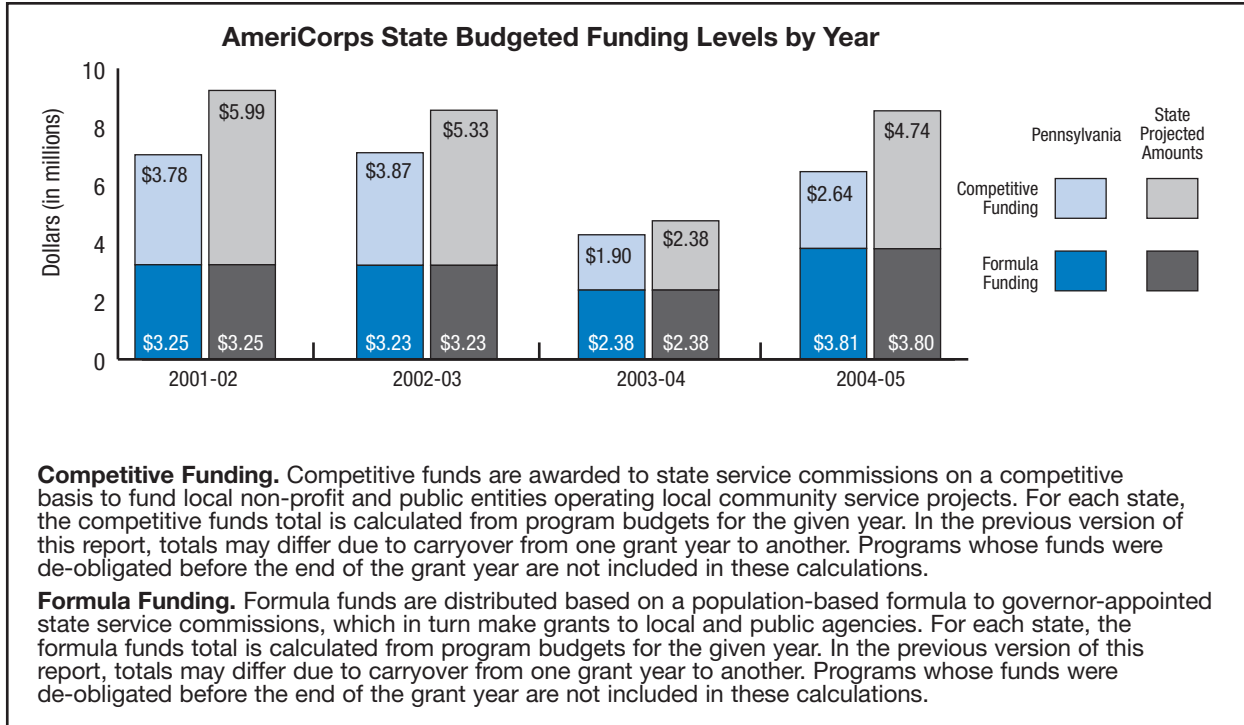
**AmeriCorps State Members Serving in Pennsylvania Counties: 2004-05**



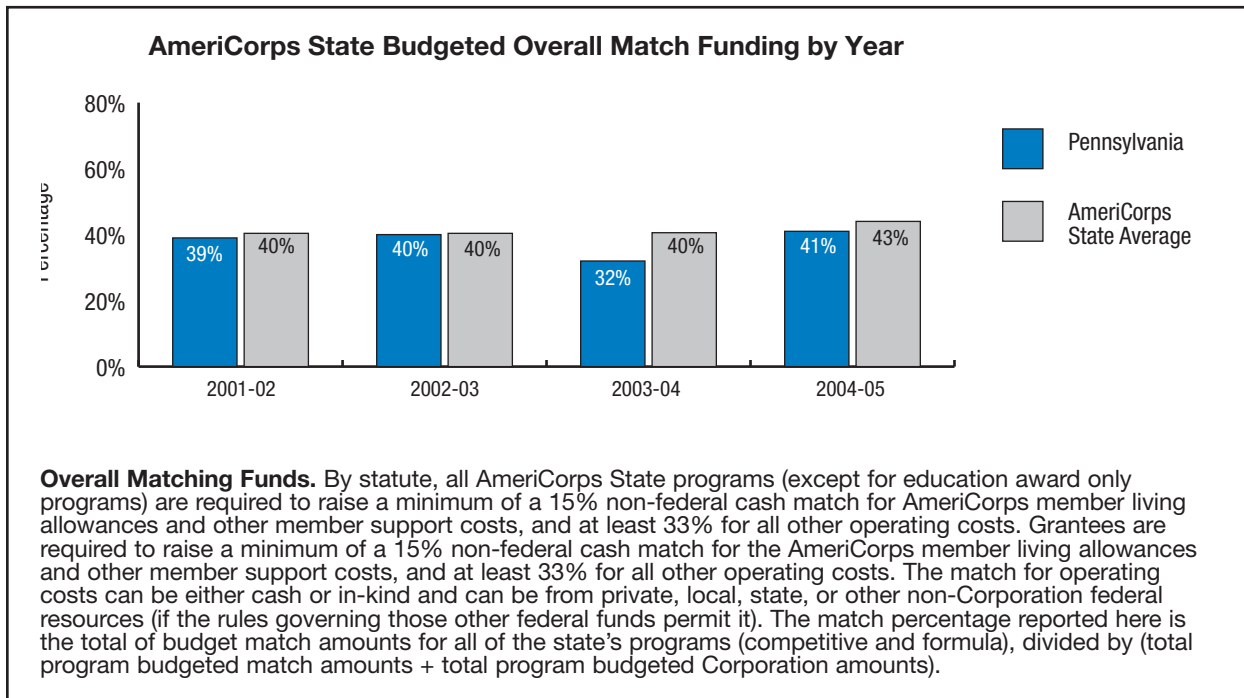
Data Source: Information on number of members and service locations was obtained through State Commission self-report.

<sup>1</sup> Symbol placement is determined by the zip codes where members serve.





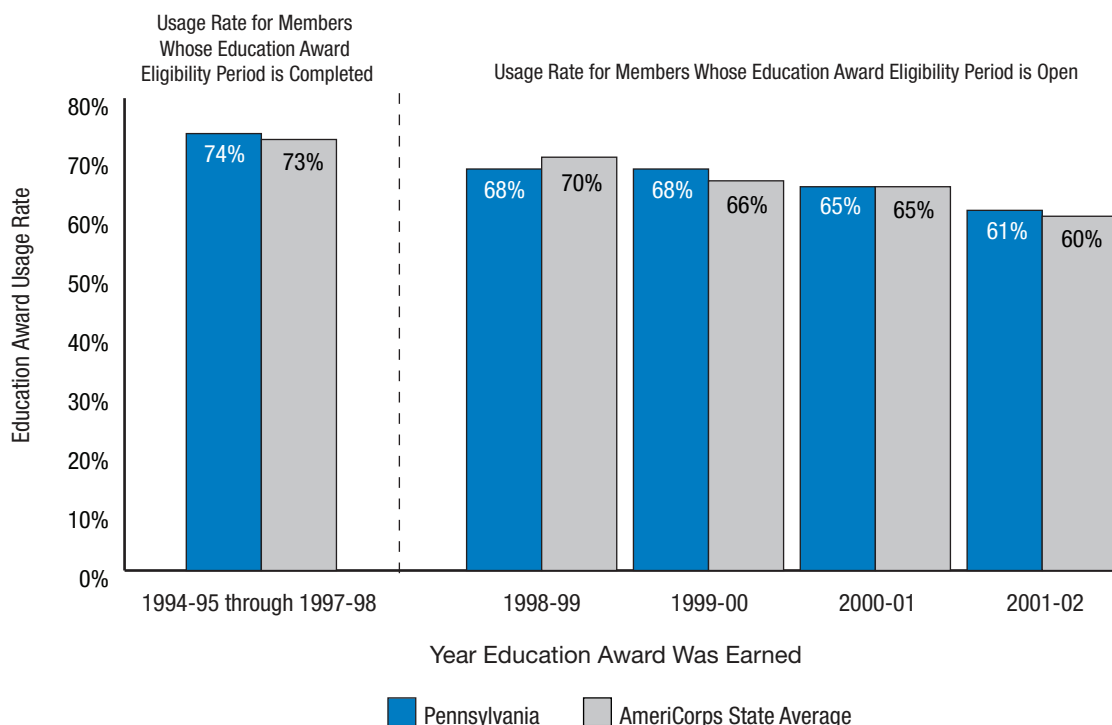
Data Source: Grantsbase and eGrants, as of September 30, 2005.



Data Source: Grantsbase and eGrants, as of September 30, 2005.



**AmeriCorps State Education Award Usage: 1994-2002<sup>1</sup>**



**Education Award.** After successfully completing a term of service, AmeriCorps members who are enrolled in the National Service Trust are eligible to receive an education award. The education award can be used to pay education costs at qualified institutions of higher education or training, or to repay qualified student loans. The award currently is \$4,725 for a year of full-time service, with correspondingly lesser awards for half-time and reduced half-time service. A member has up to seven years after his or her term of service has ended to use the award.

**Education Award Usage.** Education award usage is generated from eSpan. For education award usage rates, we examined awards in which members had 3 or more years to access the award. This decision was based on evidence that most members use the education award within 3 years of earning it.

Data Source: eSPAN, as of September 14, 2005.

<sup>1</sup> For education award usage rates, we examined awards in which members have had three or more years to access the award. This decision was based on evidence that most members use the education award within three years of earning it.

For this report, we have identified members who served in 1994-1995 through 2001-2002 to examine usage rates for education awards.

**1994-1995 through 1997-1998:** Members who served in 1994-1995 through 1997-1998 have completed their seven-year education award eligibility period; because the eligibility period for using the education award is completed, we have aggregated the usage rate for these members.

**1998-1999 through 2001-2002:** Members who served in 1998-1999 through 2001-2002 have at least one year of eligibility left. As former members of these years access their education awards, these data will fluctuate as the awards remain active.

We will continue to track AmeriCorps member education award usage by year, adding an additional year in the “eligibility remaining” portion of the graph. Usage rates may differ from year to year as more earned education award money is withdrawn from members’ Trust accounts. As members end their seven-year period of eligibility they will be added to the “eligibility completed” group.

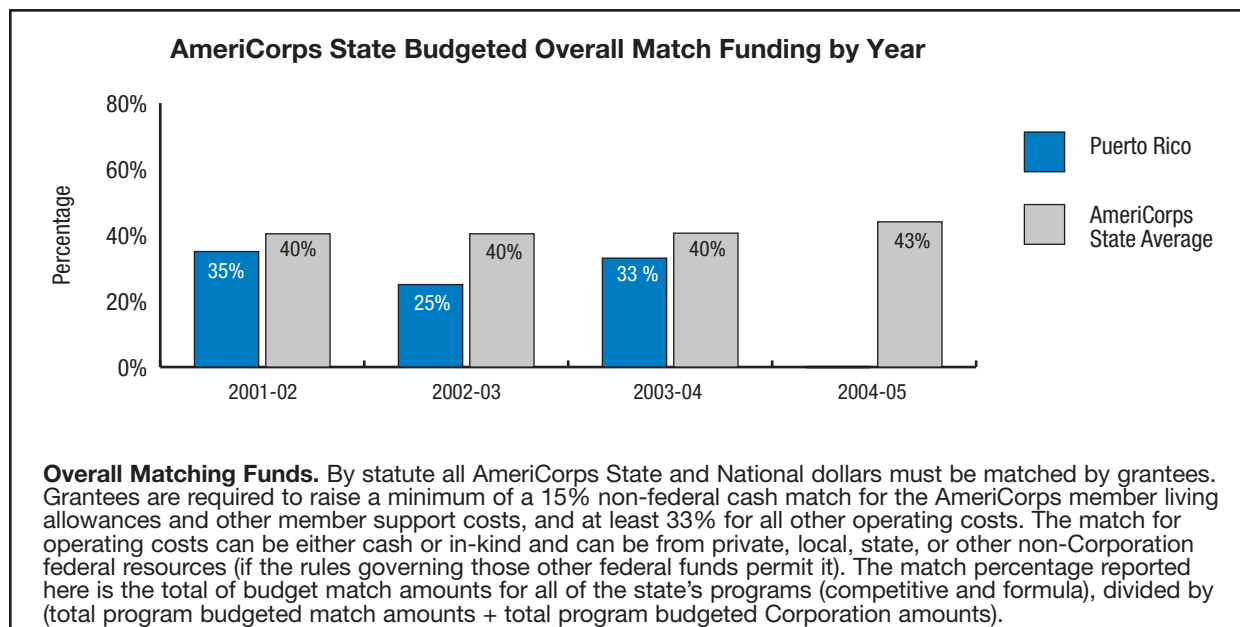
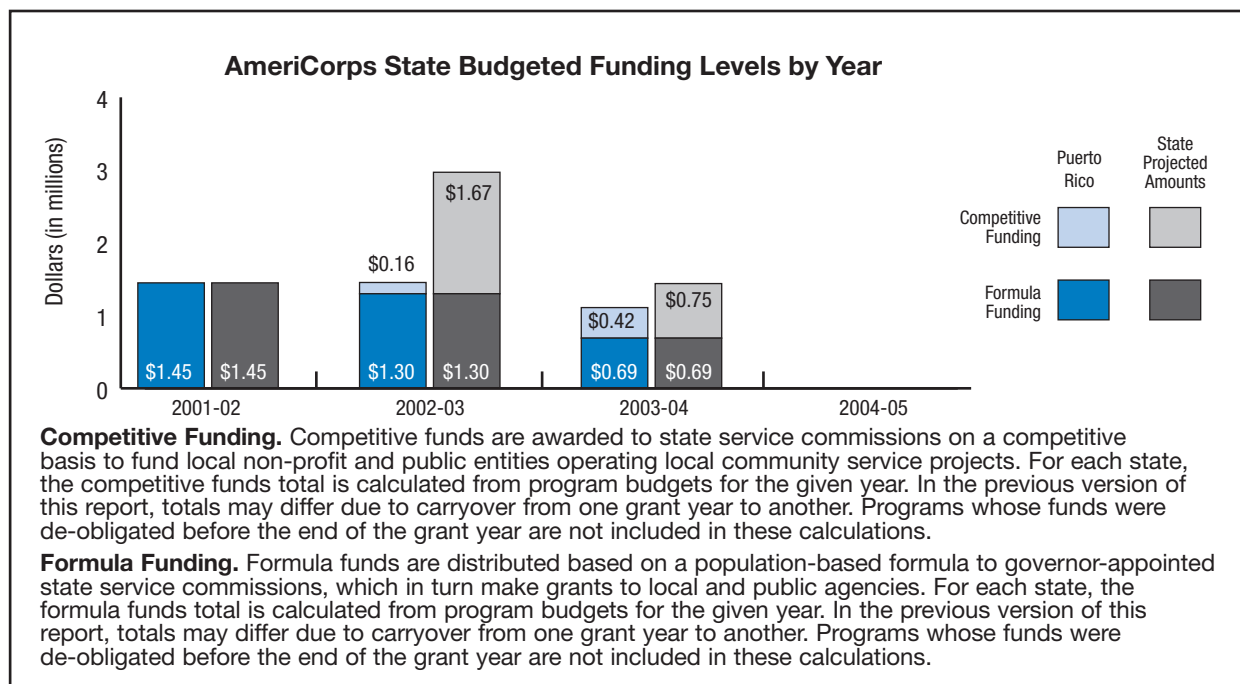


As of June 30, 2005, the Corporation's relationship with the Puerto Rico State Commission was terminated by mutual consent. As a result, member and financial data were not reported for 2004-2005.

**Puerto Rico at a Glance: 2003-04**

Number of members serving	115	Overall Funding	\$1,111,689
Fill Rate	55%	Formula Award	\$687,346
Completion Rate	36%	Competitive Award	\$424,343
Number of volunteers leveraged	14	Education Award Program Funding	\$0

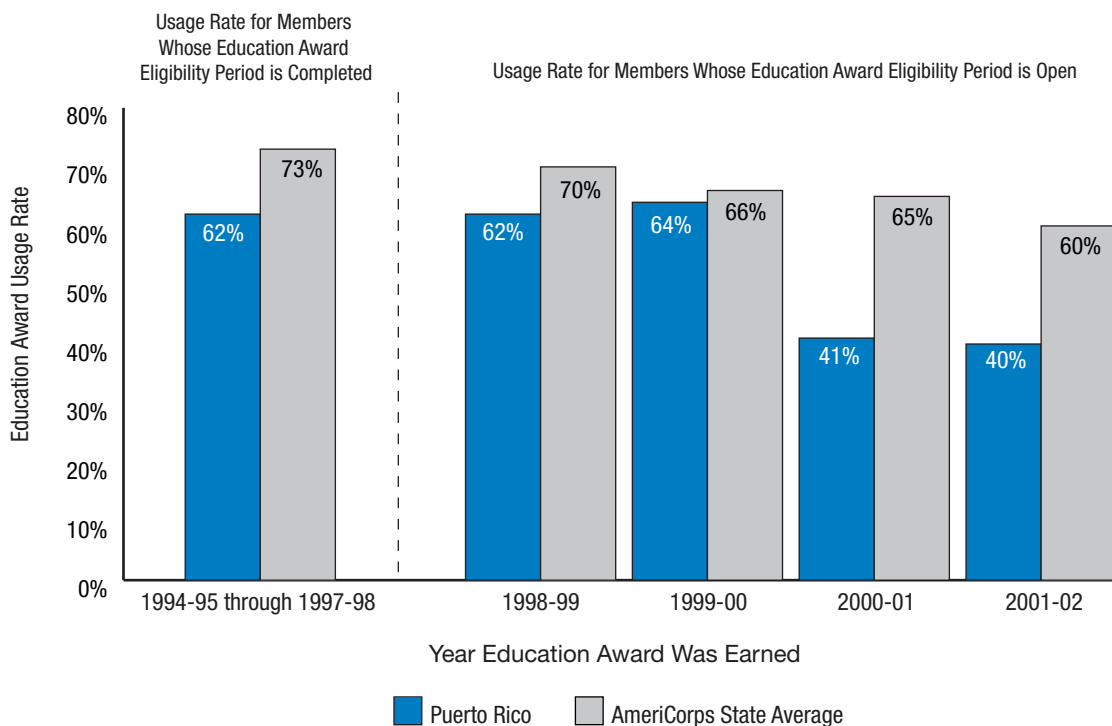
Data Source: Member data are from eSPAN, as of September 30, 2005; volunteer data are from GPRs, as of January 2006. State financial information, such as awarded Corporation and matching funds, comes from budgets as found in Grantsbase and eGrants, as of September 30, 2005.



Data Source: Grantsbase and eGrants, as of September 30, 2005.



**AmeriCorps State Education Award Usage: 1994-2002<sup>1</sup>**



**Education Award.** After successfully completing a term of service, AmeriCorps members who are enrolled in the National Service Trust are eligible to receive an education award. The education award can be used to pay education costs at qualified institutions of higher education or training, or to repay qualified student loans. The award currently is \$4,725 for a year of full-time service, with correspondingly lesser awards for half-time and reduced half-time service. A member has up to seven years after his or her term of service has ended to use the award.

**Education Award Usage.** Education award usage is generated from eSpan. For education award usage rates, we examined awards in which members had 3 or more years to access the award. This decision was based on evidence that most members use the education award within 3 years of earning it.

Data Source: eSPAN, as of September 14, 2005.

<sup>1</sup> For education award usage rates, we examined awards in which members have had three or more years to access the award. This decision was based on evidence that most members use the education award within three years of earning it.

For this report, we have identified members who served in 1994-1995 through 2001-2002 to examine usage rates for education awards.

**1994-1995 through 1997-1998:** Members who served in 1994-1995 through 1997-1998 have completed their seven-year education award eligibility period; because the eligibility period for using the education award is completed, we have aggregated the usage rate for these members.

**1998-1999 through 2001-2002:** Members who served in 1998-1999 through 2001-2002 have at least one year of eligibility left. As former members of these years access their education awards, these data will fluctuate as the awards remain active.

We will continue to track AmeriCorps member education award usage by year, adding an additional year in the "eligibility remaining" portion of the graph. Usage rates may differ from year to year as more earned education award money is withdrawn from members' Trust accounts. As members end their seven-year period of eligibility they will be added to the "eligibility completed" group.



**Performance Highlights<sup>1</sup> for Rhode Island**

**2003-2004**

**EDUCATION**

(4 subgrantees reporting)  
 814 students in grades 1-12 received tutoring in reading.  
 1,887 students participated in year-long service-learning projects.  
 200 preschool children received literacy support.  
 3,156 children benefited from school-based mentoring programs provided in 28 cities and towns.

**ENVIRONMENT**

(1 subgrantee reporting)  
 More than 2,500 children benefited from 130 environmental education programs organized and implemented by AmeriCorps members.

**COMMUNITY STRENGTHENING**

(3 subgrantees reporting)  
 48 AmeriCorps childcare workers learned experiential teaching techniques to use with children at the children's museum.  
 Over \$10,000 worth of books, art supplies, computers, and food items were donated to preschool centers.  
 103 presentations were given that dealt with strengthening communities.

**VOLUNTEER LEVERAGING**

(3 subgrantees reporting)  
 66 members recruited hundreds of volunteers, many of them parents, in support of service-learning projects.  
 10 volunteer positions were created and filled for a series of Head Start family nights.

**MEMBER DEVELOPMENT**

(3 subgrantees reporting)  
 42 members were trained in developing skills as educators; recruiting volunteers; organization and time management; citizenship; conflict management; CPR and first aid; and career preparation.

**2004-2005**

**EDUCATION**

(5 subgrantees reporting)  
 133 students in grades 3-5 participated in after-school programs planned and operated by members.  
 1,136 students in grades K-12 received tutoring and mentoring.  
 2,979 mentors were recruited, trained and matched with 3,937 students statewide.

**COMMUNITY STRENGTHENING**

(5 subgrantees reporting)  
 Members conducted community outreach and volunteer recruitment activities at 12 career fairs in local colleges.  
 18 community service projects, including community clean-up efforts, were organized and staffed by members.

**VOLUNTEER LEVERAGING**

(5 subgrantees reporting)  
 582 volunteers were engaged in clothing drives, school events, reading to children in hospitals, and other services to children and families.  
 23 high school students were recruited, trained, and supervised by members to teach ecology at the zoo.  
 44 volunteers were recruited and served in a Save the Bay cleanup project.

**MEMBER DEVELOPMENT**

(5 subgrantees reporting)  
 All members placed in service completed at least 2 weeks of full-time pre-service training.

Data Source: All data are aggregates of the data subgrantees report in the AmeriCorps Progress Reports. State Commissions review subgrantees' reports, and then submit approved information to AmeriCorps through the Grantee Progress Reports (GPR). AmeriCorps programs vary in their start and end dates, and not all programs operate during the same timeframe. During any given year the time period of activity reported is between October 1st through September 30th. Any program activity that may have occurred after September 30, 2005 is not captured in this report.

<sup>1</sup> For Rhode Island, all 2003-2004 performance highlights are based on Formula, Competitive, and Education Award subgrantee self-report (total number of subgrantees for Rhode Island in 2003-2004 was 6). For 2004-2005, all performance highlights are based on Formula, Competitive, and Education Award subgrantee self-report (total number of subgrantees for Rhode Island in 2004-2005 was 9).

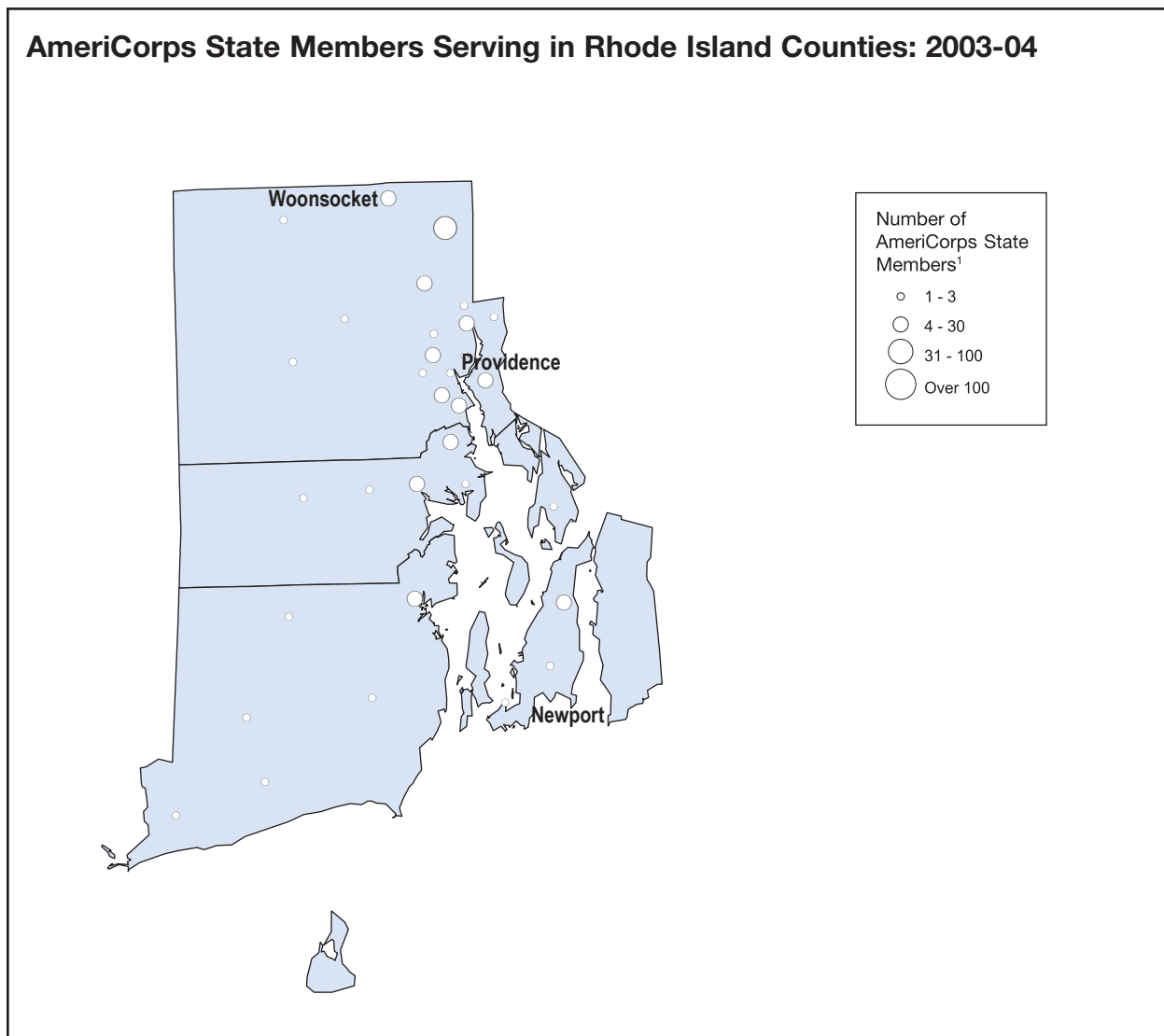


**Rhode Island at a Glance: 2003-04**

Number of members serving	155	Overall Funding	\$1,058,108
Fill Rate	87%	Formula Award	\$317,504
Completion Rate	87%	Competitive Award	\$698,604
Number of volunteers leveraged	5,223	Education Award Program Funding	\$42,000

Data Source: Member data are from eSPAN, as of September 30, 2005; volunteer data are from GPRs, as of January 2006. State financial information, such as awarded Corporation and matching funds, comes from budgets as found in Grantsbase and eGrants, as of September 30, 2005.

**AmeriCorps State Members Serving in Rhode Island Counties: 2003-04**



Data Source: Information on number of members and service locations was obtained through State Commission self-report.

1 Symbol placement is determined by the zip codes where members serve.

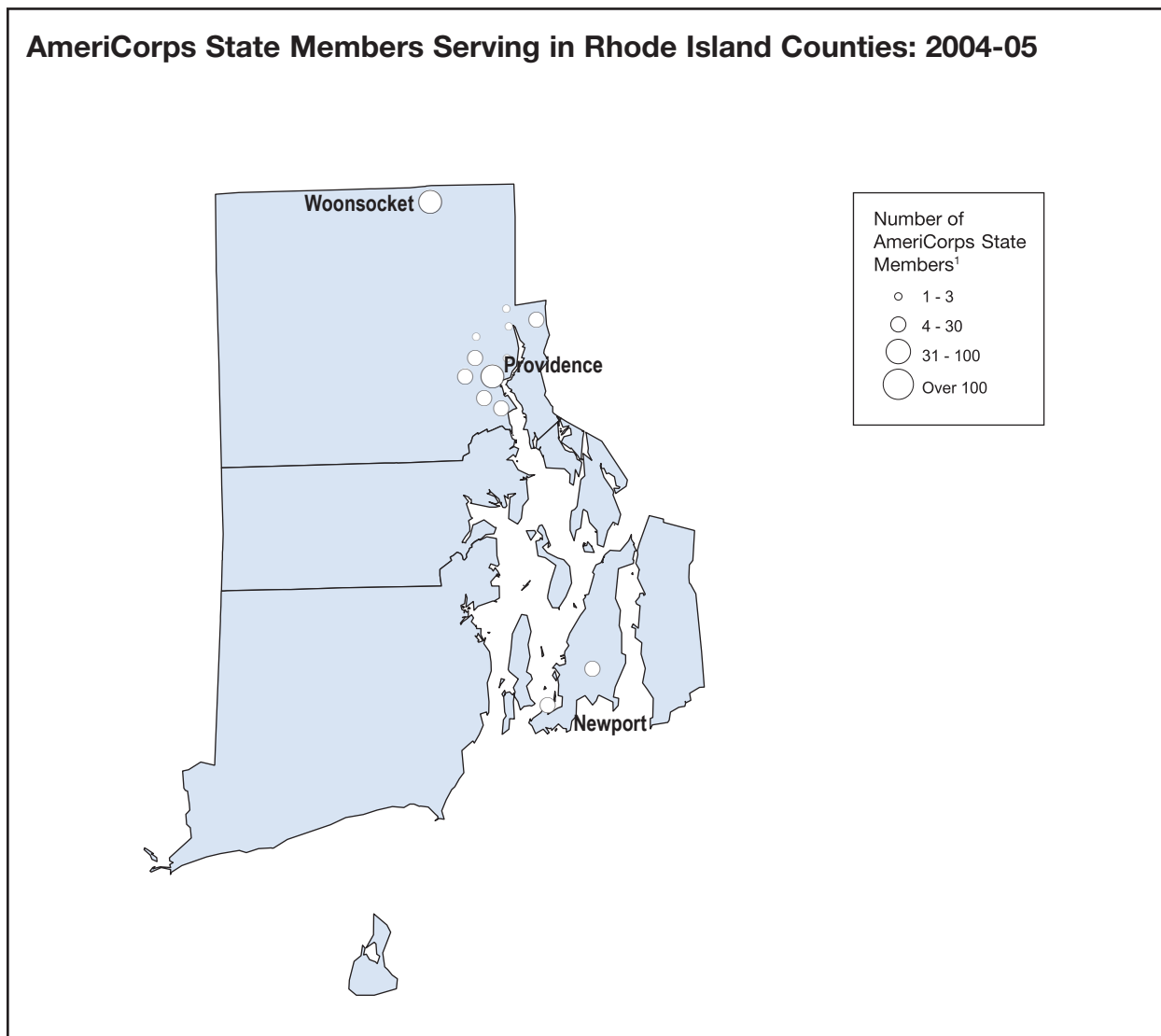


**Rhode Island at a Glance: 2004-05**

Number of members serving	148	Overall Funding	\$2,128,536
Fill Rate	90%	Formula Award	\$433,954
Completion Rate	70%	Competitive Award	\$1,694,582
Number of volunteers leveraged	4,660	Education Award Program Funding	\$0

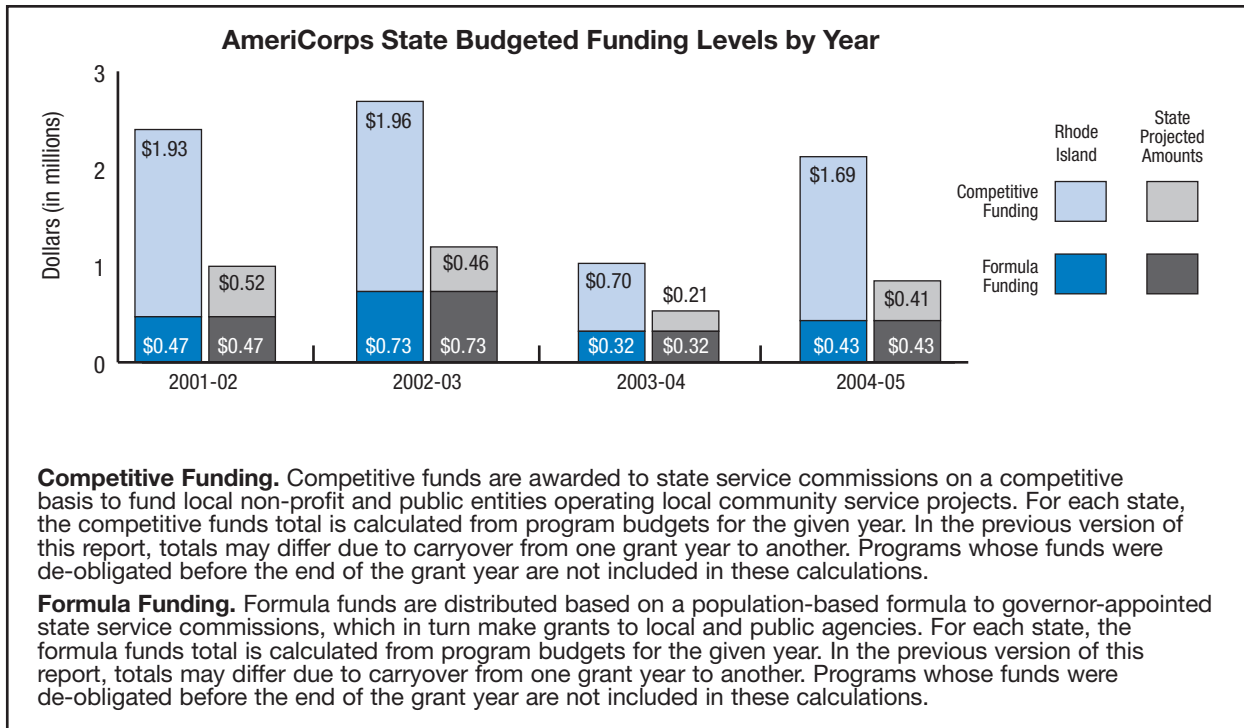
Data Source: Member data are from eSPAN, as of September 30, 2005; volunteer data are from GPRs, as of January 2006. State financial information, such as awarded Corporation and matching funds, comes from budgets as found in Grantsbase and eGrants, as of September 30, 2005.

**AmeriCorps State Members Serving in Rhode Island Counties: 2004-05**

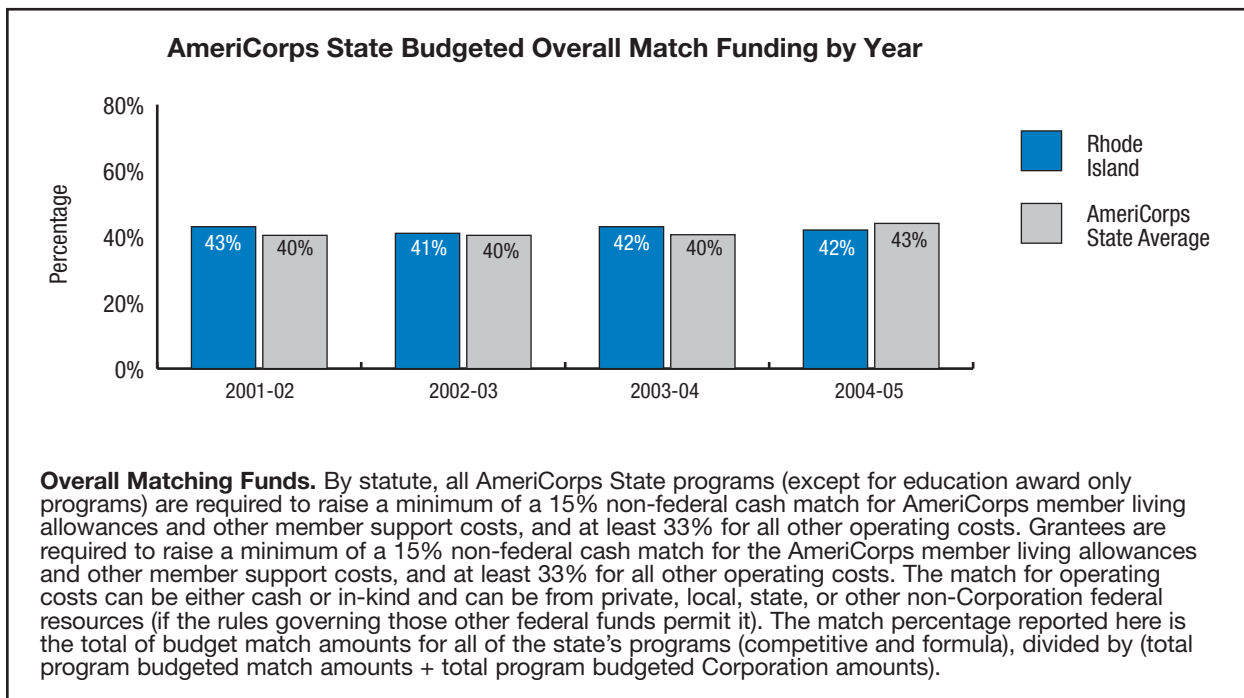


Data Source: Information on number of members and service locations was obtained through State Commission self-report.

1 Symbol placement is determined by the zip codes where members serve.

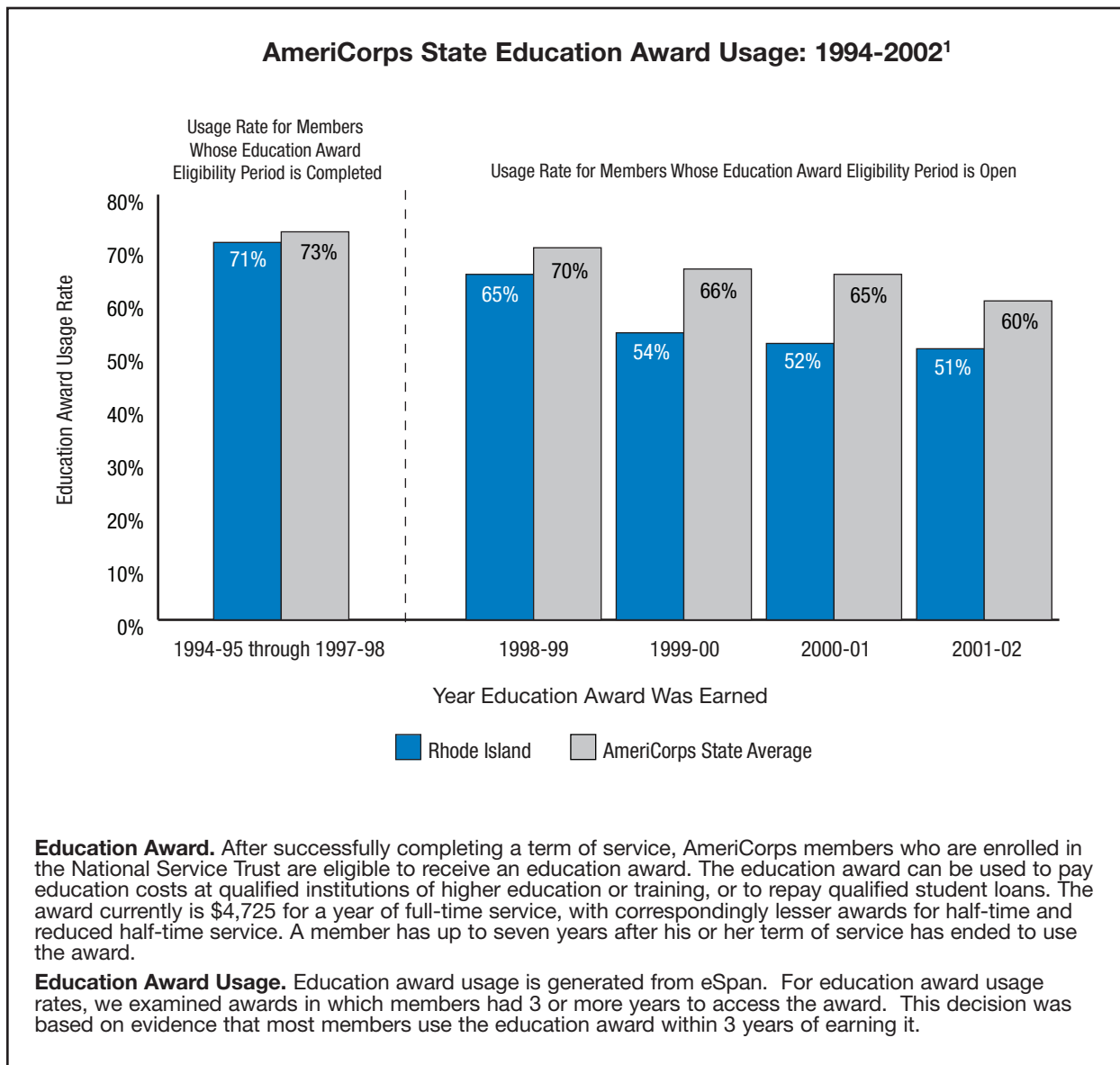


Data Source: Grantsbase and eGrants, as of September 30, 2005.



Data Source: Grantsbase and eGrants, as of September 30, 2005.





Data Source: eSPAN, as of September 14, 2005.

<sup>1</sup> For education award usage rates, we examined awards in which members have had three or more years to access the award. This decision was based on evidence that most members use the education award within three years of earning it.

For this report, we have identified members who served in 1994-1995 through 2001-2002 to examine usage rates for education awards.

**1994-1995 through 1997-1998:** Members who served in 1994-1995 through 1997-1998 have completed their seven-year education award eligibility period; because the eligibility period for using the education award is completed, we have aggregated the usage rate for these members.

**1998-1999 through 2001-2002:** Members who served in 1998-1999 through 2001-2002 have at least one year of eligibility left. As former members of these years access their education awards, these data will fluctuate as the awards remain active.

We will continue to track AmeriCorps member education award usage by year, adding an additional year in the “eligibility remaining” portion of the graph. Usage rates may differ from year to year as more earned education award money is withdrawn from members’ Trust accounts. As members end their seven-year period of eligibility they will be added to the “eligibility completed” group.



**Performance Highlights<sup>1</sup> for South Carolina**

**2003-2004**

**EDUCATION**

(5 subgrantees reporting)  
 702 students in grades 1-12 received tutoring.  
 215 students received mentoring toward school success and achievement.  
 48 students participated in service-learning or community education activities.

**HOMELAND SECURITY**

(1 subgrantee reporting)  
 18 community policing programs were started or continued, benefiting 1,051 people.  
 408 people participated in anti-victimization counseling or counseling training, or in violence prevention workshops.  
 2,573 people received emergency assistance.

**HUMAN NEEDS**

(1 subgrantee reporting)  
 130 low-income housing units were constructed for 480 elderly or disabled residents.

**VOLUNTEER LEVERAGING**

(6 subgrantees reporting)  
 2,314 people volunteered for organized service days for the community.  
 8,976 people received volunteer training, support, and/or recognition.  
 125 volunteers were recruited to provide tutoring or other educational assistance.

**MEMBER DEVELOPMENT**

(5 subgrantees reporting)  
 44 members were trained in citizenship and civic responsibility.  
 34 members were trained in life skills, such as organizational skills, problem solving, teamwork, and leadership skills.  
 30 members were trained in CPR, first aid, and emergency response.

**2004-2005**

**EDUCATION**

(6 subgrantees reporting)  
 2,804 students in grades 1-12 received tutoring.

**HUMAN NEEDS**

(1 subgrantee reporting)  
 216 low-income housing units for elderly or disabled residents were constructed, benefiting 858 people.

**COMMUNITY STRENGTHENING**

(6 subgrantees reporting)  
 800 people benefited from community events or fairs focusing on health or other human needs issues.

**VOLUNTEER LEVERAGING**

(6 subgrantees reporting)  
 1,528 volunteers were recruited to provide a range of services addressing human needs issues.

**MEMBER DEVELOPMENT**

(3 subgrantees reporting)  
 91 members were trained in citizenship and civic responsibility.  
 184 members were trained in life skills, such as organizational skills, problem solving, teamwork, and leadership skills.  
 14 members were trained in CPR, first aid, and emergency response.

Data Source: All data are aggregates of the data subgrantees report in the AmeriCorps Progress Reports. State Commissions review subgrantees' reports, and then submit approved information to AmeriCorps through the Grantee Progress Reports (GPR). AmeriCorps programs vary in their start and end dates, and not all programs operate during the same timeframe. During any given year the time period of activity reported is between October 1st through September 30th. Any program activity that may have occurred after September 30, 2005 is not captured in this report.

<sup>1</sup> For South Carolina, all 2003-2004 performance highlights are based on Formula, Competitive, and Homeland Security Award subgrantee self-report (total number of subgrantees for South Carolina in 2003-2004 was 8). For 2004-2005, all performance highlights are based on Formula and Competitive Award subgrantee self-report (total number of subgrantees for South Carolina in 2004-2005 was 8).

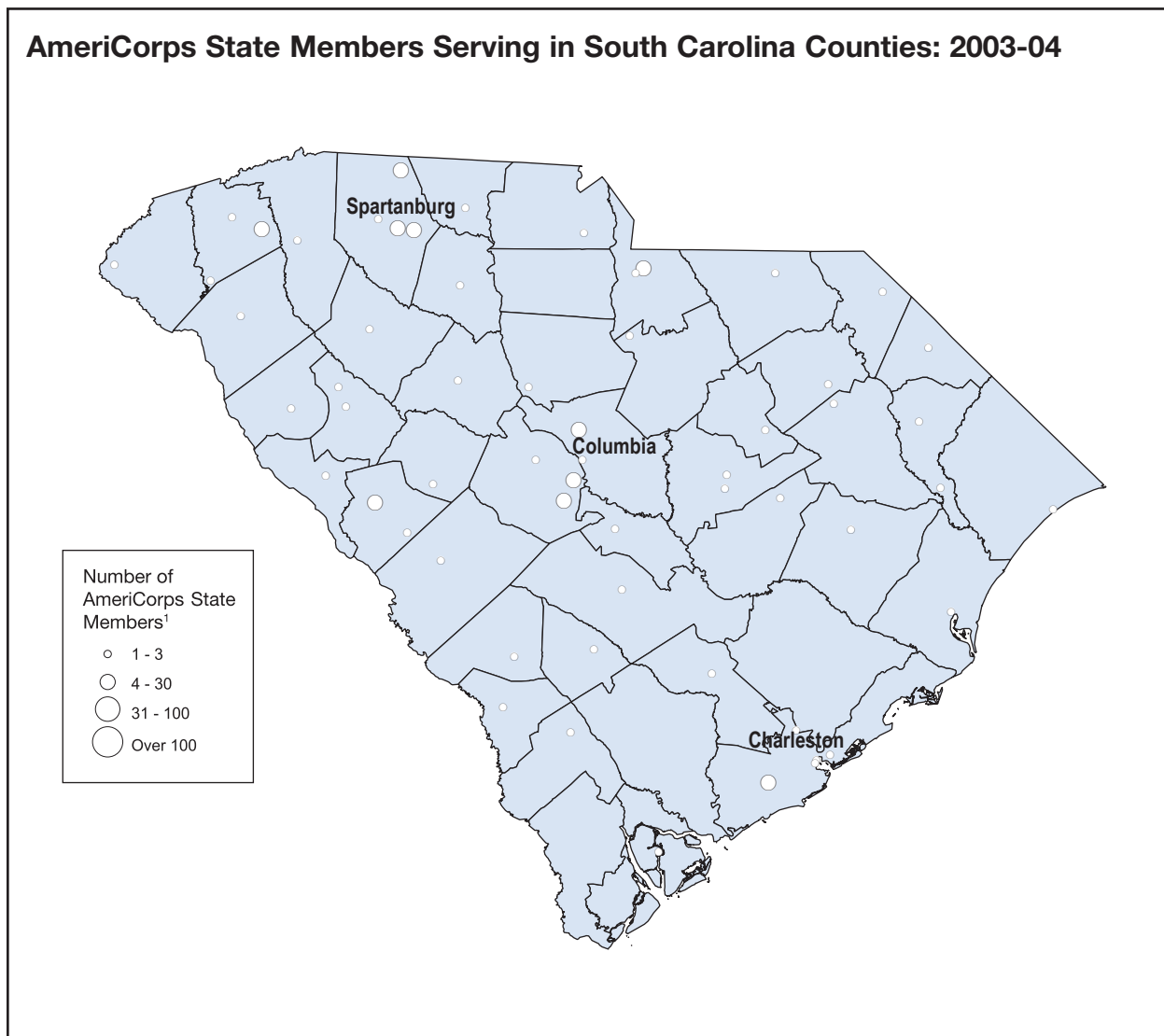


**South Carolina at a Glance: 2003-04**

Number of members serving	114	Overall Funding	\$944,054
Fill Rate	95%	Formula Award	\$764,901
Completion Rate	79%	Competitive Award	\$179,153
Number of volunteers leveraged	13,364	Education Award Program Funding	\$0

Data Source: Member data are from eSPAN, as of September 30, 2005; volunteer data are from GPRs, as of January 2006. State financial information, such as awarded Corporation and matching funds, comes from budgets as found in Grantsbase and eGrants, as of September 30, 2005.

**AmeriCorps State Members Serving in South Carolina Counties: 2003-04**



Data Source: Information on number of members and service locations was obtained through State Commission self-report.

1 Symbol placement is determined by the zip codes where members serve.

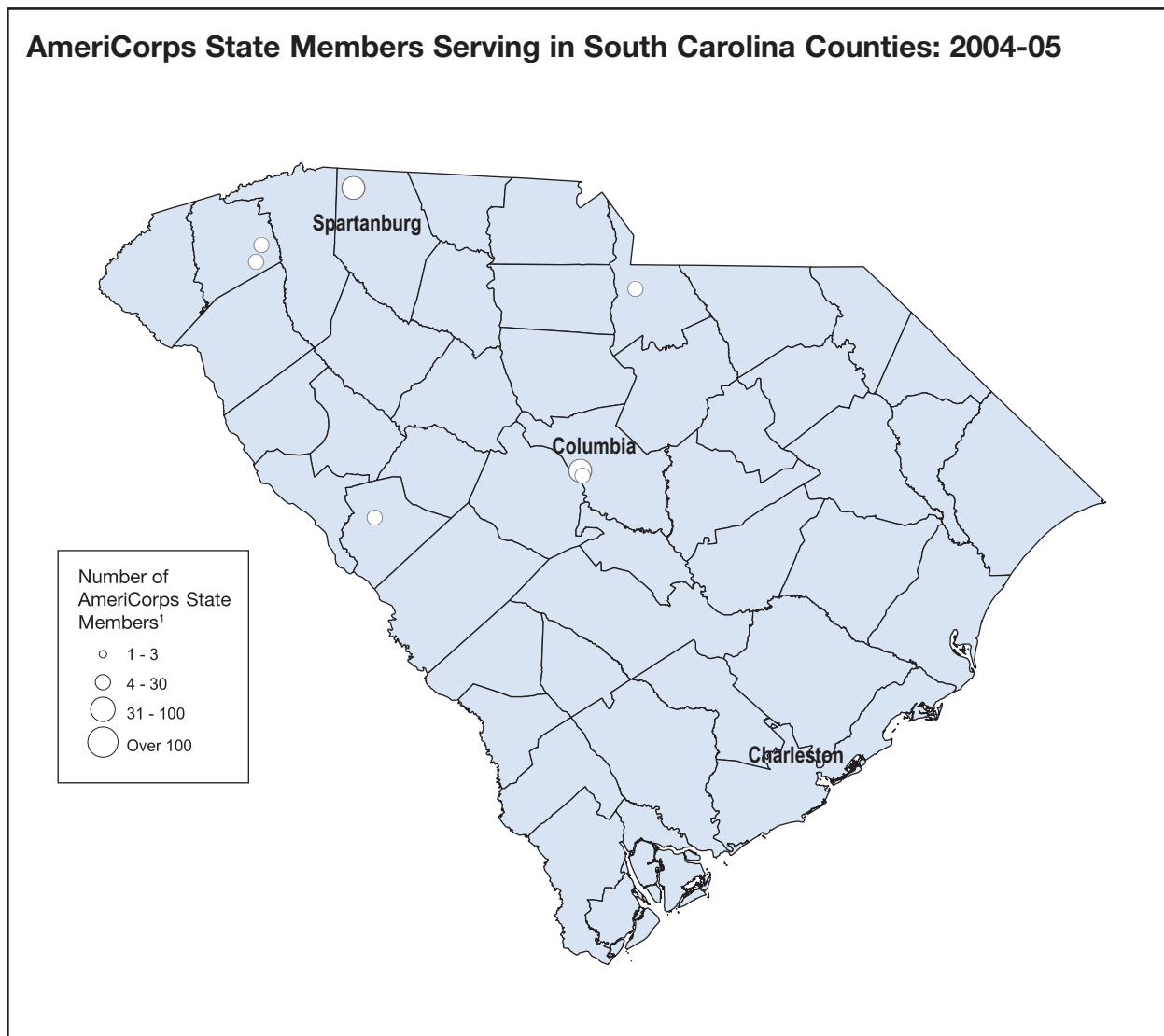


**South Carolina at a Glance: 2004-05**

Number of members serving	214	Overall Funding	\$1,484,774
Fill Rate	86%	Formula Award	\$864,787
Completion Rate	54%	Competitive Award	\$619,987
Number of volunteers leveraged	13,929	Education Award Program Funding	\$0

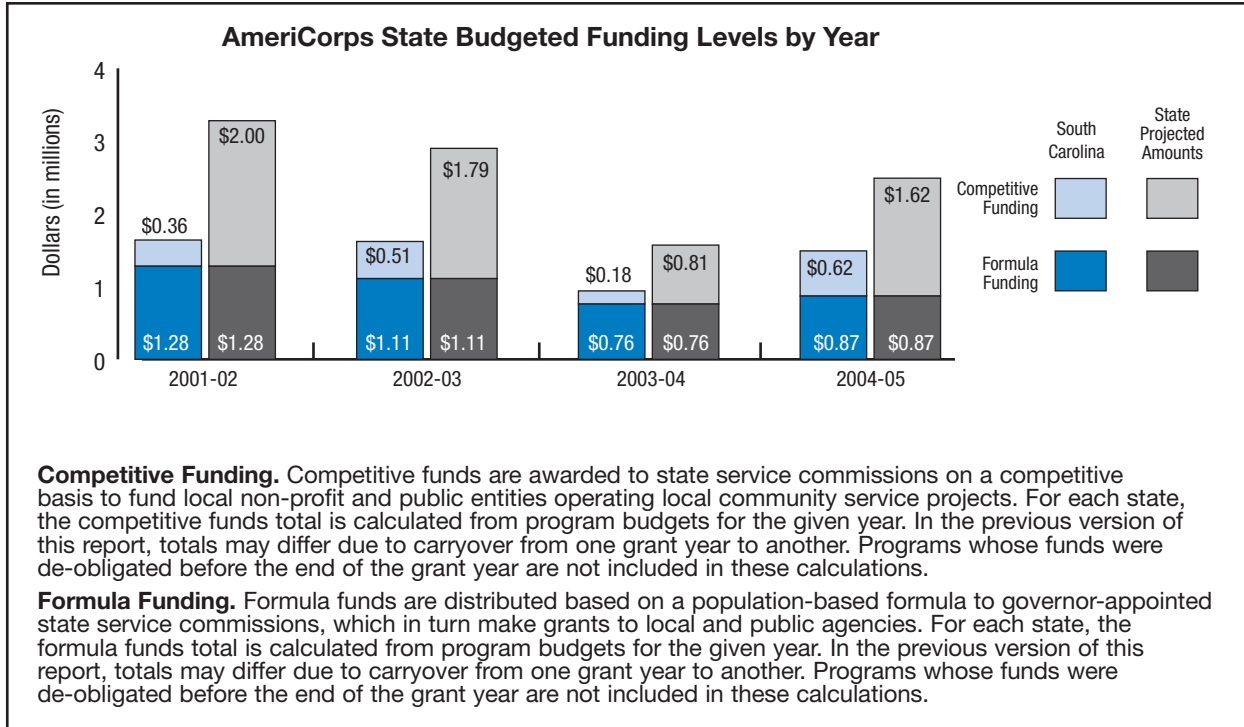
Data Source: Member data are from eSPAN, as of September 30, 2005; volunteer data are from GPRs, as of January 2006. State financial information, such as awarded Corporation and matching funds, comes from budgets as found in Grantsbase and eGrants, as of September 30, 2005.

**AmeriCorps State Members Serving in South Carolina Counties: 2004-05**

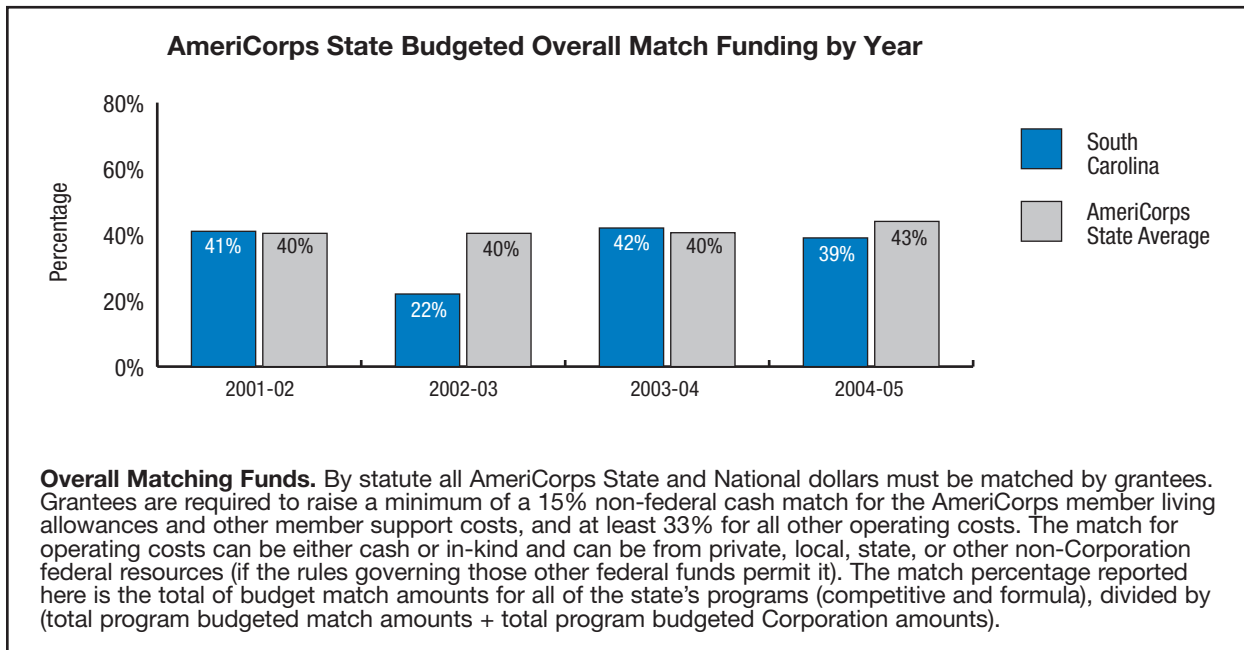


Data Source: Information on number of members and service locations was obtained through State Commission self-report.

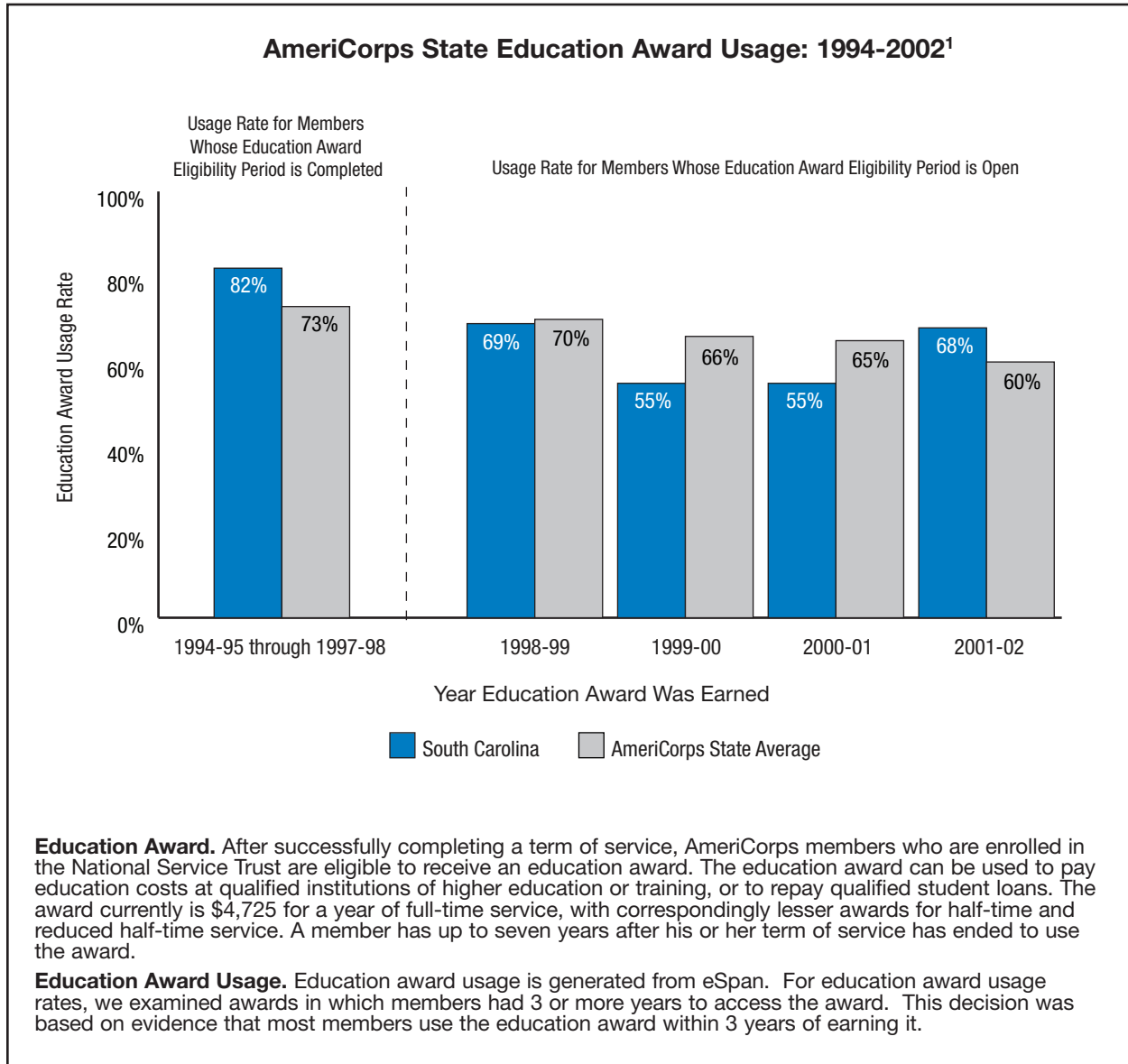
1 Symbol placement is determined by the zip codes where members serve.



Data Source: Grantsbase and eGrants, as of September 30, 2005.



Data Source: Grantsbase and eGrants, as of September 30, 2005.



Data Source: eSPAN, as of September 14, 2005.

<sup>1</sup> For education award usage rates, we examined awards in which members have had three or more years to access the award. This decision was based on evidence that most members use the education award within three years of earning it.

For this report, we have identified members who served in 1994-1995 through 2001-2002 to examine usage rates for education awards.

**1994-1995 through 1997-1998:** Members who served in 1994-1995 through 1997-1998 have completed their seven-year education award eligibility period; because the eligibility period for using the education award is completed, we have aggregated the usage rate for these members.

**1998-1999 through 2001-2002:** Members who served in 1998-1999 through 2001-2002 have at least one year of eligibility left. As former members of these years access their education awards, these data will fluctuate as the awards remain active.

We will continue to track AmeriCorps member education award usage by year, adding an additional year in the “eligibility remaining” portion of the graph. Usage rates may differ from year to year as more earned education award money is withdrawn from members’ Trust accounts. As members end their seven-year period of eligibility they will be added to the “eligibility completed” group.



**Performance Highlights<sup>1</sup> for Tennessee**

**2003-2004**

**EDUCATION**

(5 subgrantees reporting)  
 873 students in grades 1-12 received tutoring.  
 855 students received mentoring or counseling in school success and achievement.  
 873 students benefited from 37 out-of-class enrichment trips.  
 67 in-class enrichment sessions were provided, benefiting 2,682 students.

**ENVIRONMENT**

(2 subgrantees reporting)  
 62 public or community buildings were assessed for building repair needs.  
 More than 343,000 tons of consumables were recycled.  
 34 trainings on environmental hazards and problems were provided to more than 1,300 people.  
 14 neighborhood gardens were planted.  
 2,311 trees were planted in urban areas.

**HUMAN NEEDS**

(5 subgrantees reporting)  
 274 individuals received independent living assistance.  
 839 parents received training in parenting skills development.  
 390 students participated in after-school sports or anti-violence activities.  
 413 students benefited from case management activities.

**COMMUNITY STRENGTHENING**

(9 subgrantees reporting)  
 10 student-peer were recruited to tutor younger children.  
 25 community service projects were planned by members.  
 650 people received information regarding community services.

**VOLUNTEER LEVERAGING**

(9 subgrantees reporting)  
 4,390 volunteers were recruited for addressing human needs, tutoring, and providing other educational assistance.

**MEMBER DEVELOPMENT**

(10 subgrantees reporting)  
 75 members received training in citizenship and civic responsibility.  
 87 members trained in life skills, such as leadership styles, effective communication, time management, and community building.  
 51 members were trained in CPR and emergency response.

**2004-2005**

**EDUCATION**

(8 subgrantees reporting)  
 511 students received mentoring or counseling in school success and achievement.  
 2,835 students in grades 1-12 received tutoring.  
 144 service-learning projects involving 2,775 elementary and middle school students were organized by members.

**ENVIRONMENT**

(1 subgrantee reporting)  
 66 trainings on environmental problems and reducing waste were provided to 5,694 students.  
 1,072 trees were planted in urban areas.  
 303,519 pounds of trash were recycled and 76,463 pounds of consumables were composted.  
 13 neighborhood gardens were planted.

**HUMAN NEEDS**

(11 subgrantees reporting)  
 1,993 individuals received independent living assistance.  
 161 low-income housing units were constructed for disabled or elderly residents.  
 233 students benefited from counseling and case management activities.

**COMMUNITY STRENGTHENING**

(15 subgrantees reporting)  
 286 children received health care screening or diagnosis and follow-up for care.  
 384 parents were informed about the importance of early intervention and access to community resources.

**VOLUNTEER LEVERAGING**

(15 subgrantees reporting)  
 568 recruited volunteers performed a wide range of service projects in the community.  
 4,400 volunteers were supervised in helping to build homes for low-income families.

**MEMBER DEVELOPMENT**

(12 subgrantees reporting)  
 162 members received training in citizenship and civic responsibility.  
 118 members were trained in CPR and emergency response.  
 91 members trained in life skills, such as leadership styles, effective communication, time management, and community building.

Data Source: All data are aggregates of the data subgrantees report in the AmeriCorps Progress Reports. State Commissions review subgrantees' reports, and then submit approved information to AmeriCorps through the Grantee Progress Reports (GPR). AmeriCorps programs vary in their start and end dates, and not all programs operate during the same timeframe. During any given year the time period of activity reported is between October 1st through September 30th. Any program activity that may have occurred after September 30, 2005 is not captured in this report.

<sup>1</sup> For Tennessee, all 2003-2004 performance highlights are based on Formula and Competitive Award subgrantee self-report (total number of subgrantees for Tennessee in 2003-2004 was 11). For 2004-2005, all performance highlights are based on Formula and Competitive Award subgrantee self-report (total number of subgrantees for Tennessee in 2004-2005 was 15).



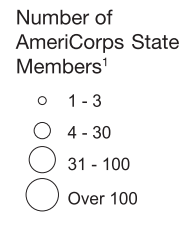
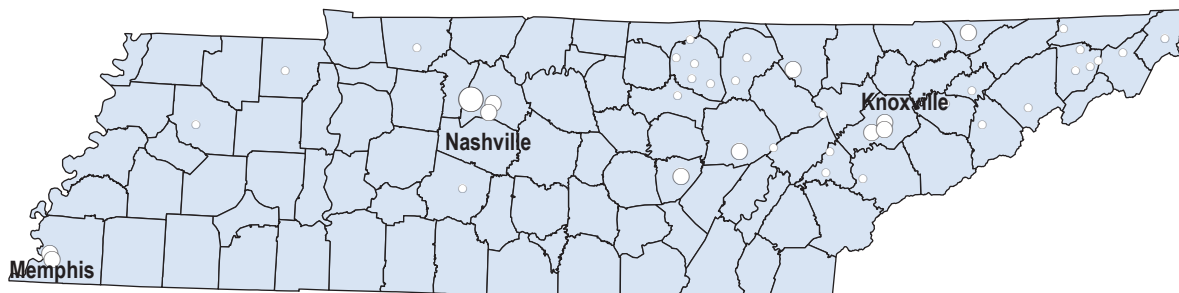


**Tennessee at a Glance: 2003-04**

Number of members serving	185	Overall Funding	\$1,853,438
Fill Rate	91%	Formula Award	\$1,113,598
Completion Rate	70%	Competitive Award	\$739,840
Number of volunteers leveraged	7,015	Education Award Program Funding	\$0

Data Source: Member data are from eSPAN, as of September 30, 2005; volunteer data are from GPRs, as of January 2006. State financial information, such as awarded Corporation and matching funds, comes from budgets as found in Grantsbase and eGrants, as of September 30, 2005.

**AmeriCorps State Members Serving in Tennessee Counties: 2003-04**



Data Source: Information on number of members and service locations was obtained through State Commission self-report.

1 Symbol placement is determined by the zip codes where members serve.




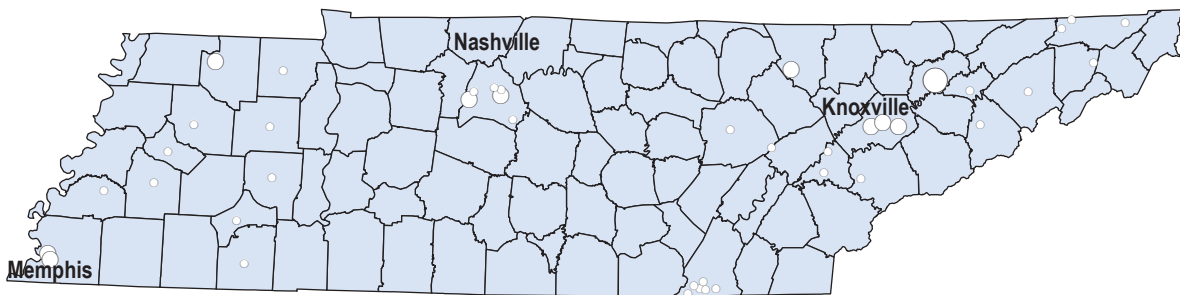


**Tennessee at a Glance: 2004-05**

Number of members serving	294	Overall Funding	\$3,336,391
Fill Rate	83%	Formula Award	\$1,751,697
Completion Rate	72%	Competitive Award	\$1,584,694
Number of volunteers leveraged	14,124	Education Award Program Funding	\$0

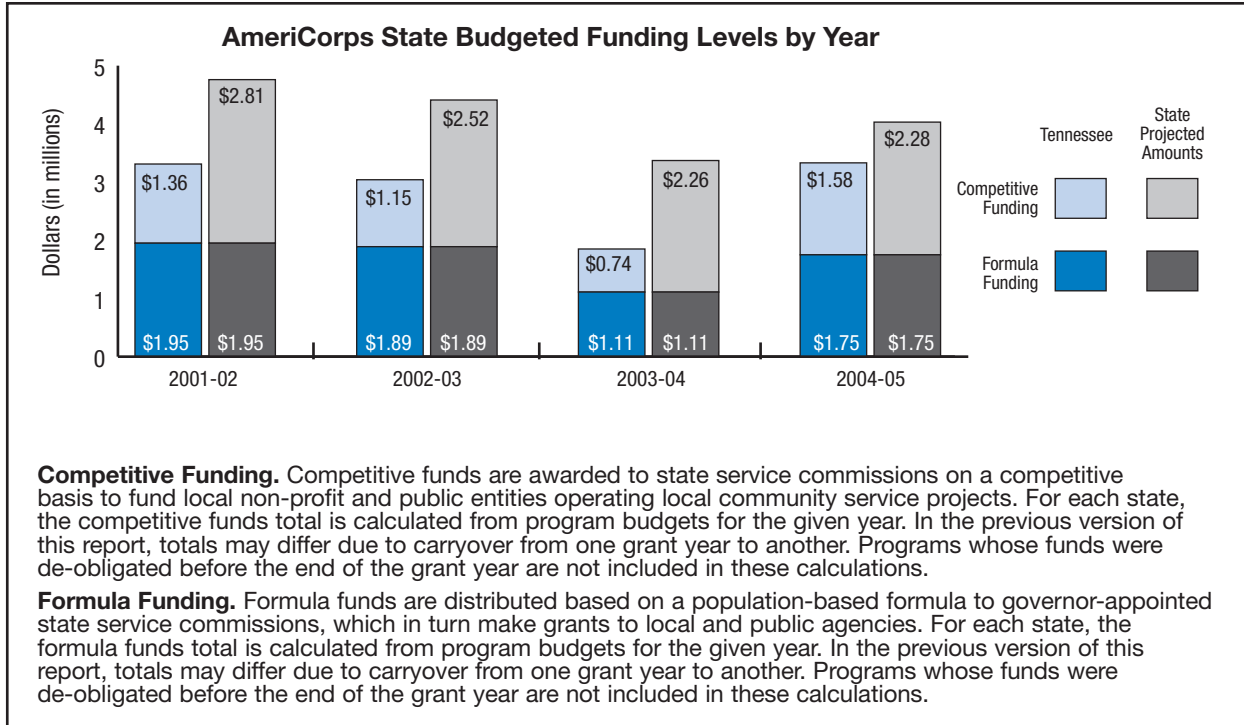
Data Source: Member data are from eSPAN, as of September 30, 2005; volunteer data are from GPRs, as of January 2006. State financial information, such as awarded Corporation and matching funds, comes from budgets as found in Grantsbase and eGrants, as of September 30, 2005.

**AmeriCorps State Members Serving in Tennessee Counties: 2004-05**

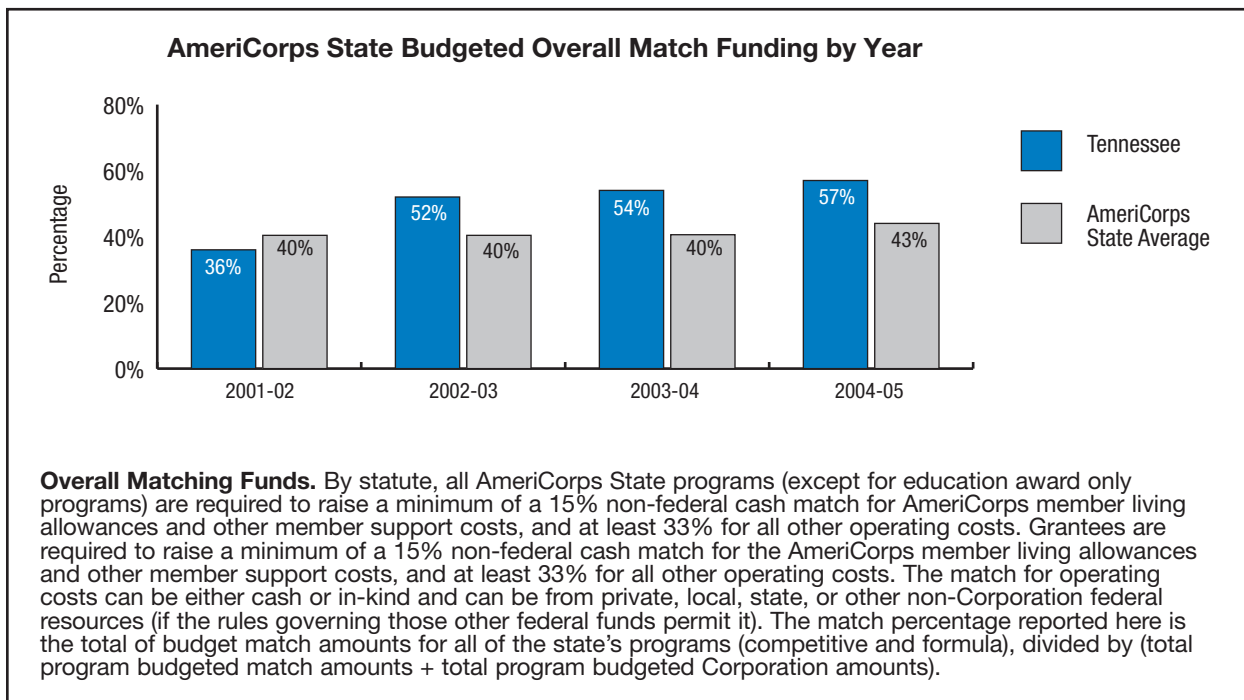


Data Source: Information on number of members and service locations was obtained through State Commission self-report.

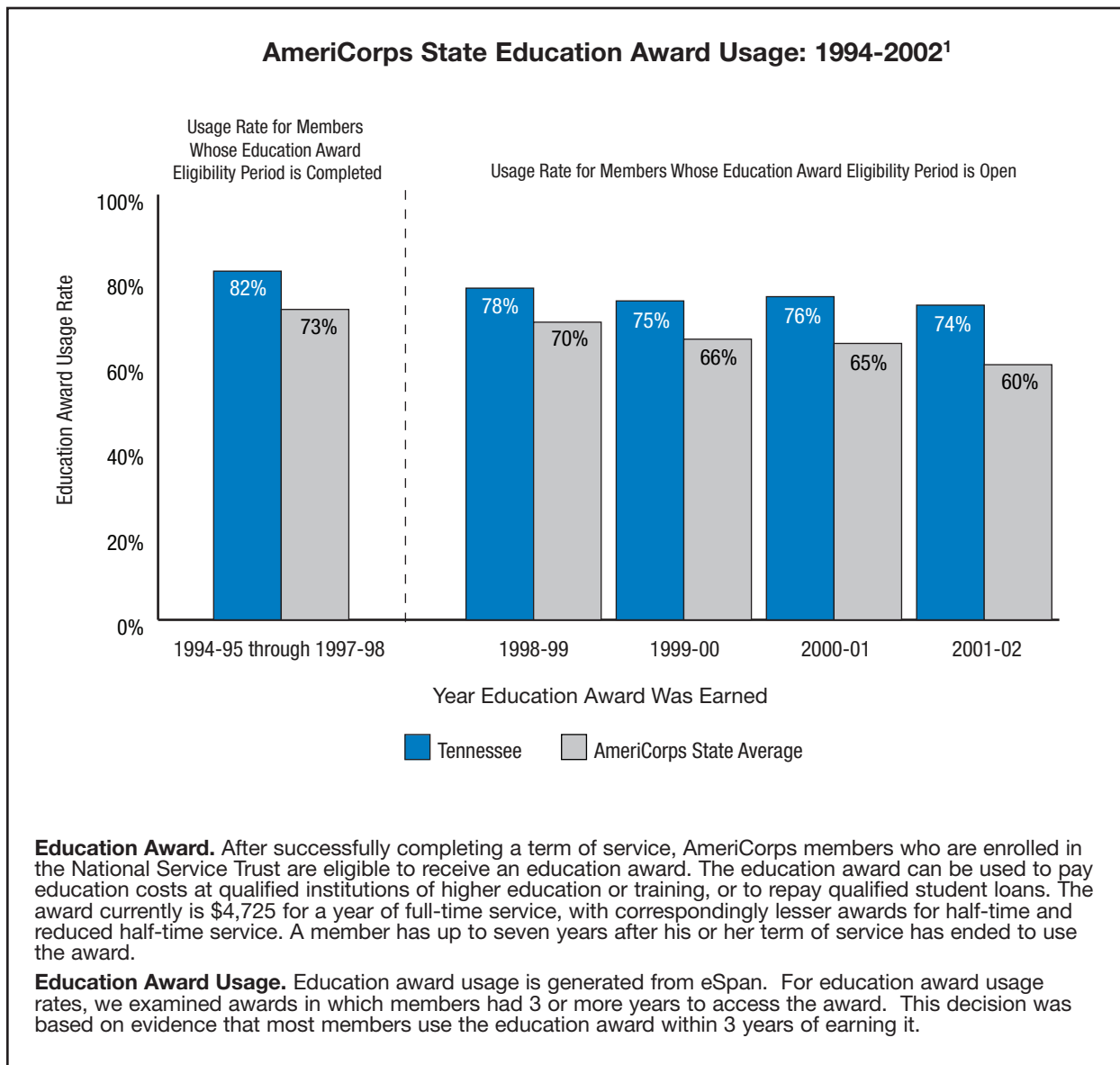
<sup>1</sup> Symbol placement is determined by the zip codes where members serve.



Data Source: Grantsbase and eGrants, as of September 30, 2005.



Data Source: Grantsbase and eGrants, as of September 30, 2005.



Data Source: eSPAN, as of September 14, 2005.

<sup>1</sup> For education award usage rates, we examined awards in which members have had three or more years to access the award. This decision was based on evidence that most members use the education award within three years of earning it.

For this report, we have identified members who served in 1994-1995 through 2001-2002 to examine usage rates for education awards.

**1994-1995 through 1997-1998:** Members who served in 1994-1995 through 1997-1998 have completed their seven-year education award eligibility period; because the eligibility period for using the education award is completed, we have aggregated the usage rate for these members.

**1998-1999 through 2001-2002:** Members who served in 1998-1999 through 2001-2002 have at least one year of eligibility left. As former members of these years access their education awards, these data will fluctuate as the awards remain active.

We will continue to track AmeriCorps member education award usage by year, adding an additional year in the "eligibility remaining" portion of the graph. Usage rates may differ from year to year as more earned education award money is withdrawn from members' Trust accounts. As members end their seven-year period of eligibility they will be added to the "eligibility completed" group.



**Performance Highlights<sup>1</sup> for Texas**

**2003-2004**

**EDUCATION**

(11 subgrantees reporting)  
 1,879 students participated in out-of-class enrichment activities.  
 2,841 students in grades K-12 received tutoring.  
 1,652 adults were taught GED, basic education skills development, or ESL.

**ENVIRONMENT**

(1 subgrantee reporting)  
 2 low-income energy-efficient housing units were completed.  
 1,100 trees were planted in wild lands or park lands.  
 52 acres of wild lands or park lands were improved and protected against wildfire risks.

**HUMAN NEEDS**

(6 subgrantees reporting)  
 42 low-income housing units were constructed.  
 211 people received independent living assistance.  
 692 individuals were counseled concerning substance abuse prevention or related issues.  
 228 students benefited from service-learning or community education activities organized by members.

**PUBLIC SAFETY**

(1 subgrantee reporting)  
 1,376 hotline calls were answered by members serving in a crisis intervention and education project.  
 14,943 students were provided training sessions on preventing sexual assault or violence.

**COMMUNITY STRENGTHENING**

(17 subgrantees reporting)  
 950 people received informational materials regarding homeowner association meetings and community events.

**VOLUNTEER LEVERAGING**

(17 subgrantees reporting)  
 1,850 volunteers were recruited for tutoring or other educational purposes.  
 2,558 volunteers were recruited and coordinated for assistance in addressing human needs.

**MEMBER DEVELOPMENT**

(19 subgrantees reporting)  
 253 members were trained in life skills, such as organizational skills, problem solving, teamwork, leadership skills, and conflict resolution.  
 147 participants received career development training.

**2004-2005**

**EDUCATION**

(12 subgrantees reporting)  
 1,340 at-risk children and youth were mentored in support of academic and social success.  
 4,221 youth benefited from out-of-class/after school enrichment activities.  
 3,236 students in grades 1-12 received tutoring.

**ENVIRONMENT**

(1 subgrantee reporting)  
 17 trail construction projects, 48 public land improvement projects, and 32 habitat restoration projects were conducted by members.

**HOMELAND SECURITY**

(1 subgrantee reporting)  
 698 K-12 students received in-class presentations related to disaster preparedness.

**HUMAN NEEDS**

(7 subgrantees reporting)  
 176 homeless clients were mentored on obtaining housing; 114 clients obtained transitional or permanent housing.  
 562 people received independent living assistance, including life skills training, social and vocational skills.  
 1,900 at-risk youth received mentoring concerning substance abuse, gangs, and juvenile crime.  
 42 low-income housing units were constructed, benefiting 175 people.

**COMMUNITY STRENGTHENING**

(20 subgrantees reporting)  
 Members organized or conducted 52 service-learning and community education activities for 487 students.

**VOLUNTEER LEVERAGING**

(20 subgrantees reporting)  
 4,711 volunteers were recruited and coordinated to provide education and human needs support activities.

**MEMBER DEVELOPMENT**

(20 subgrantees reporting)  
 161 members were trained in CPR, first aid, and emergency response.  
 62 members were trained in life skills such as problem solving, teamwork, and conflict resolution.  
 451 members were trained in citizenship and civic responsibility.

Data Source: All data are aggregates of the data subgrantees report in the AmeriCorps Progress Reports. State Commissions review subgrantees' reports, and then submit approved information to AmeriCorps through the Grantee Progress Reports (GPR). AmeriCorps programs vary in their start and end dates, and not all programs operate during the same timeframe. During any given year the time period of activity reported is between October 1st through September 30th. Any program activity that may have occurred after September 30, 2005 is not captured in this report.

<sup>1</sup> For Texas, all 2003-2004 performance highlights are based on Formula and Competitive Award subgrantee self-report (total number of subgrantees for Texas in 2003-2004 was 19). For 2004-2005, all performance highlights are based on Formula and Competitive Award subgrantee self-report (total number of subgrantees for Texas in 2004-2005 was 20).

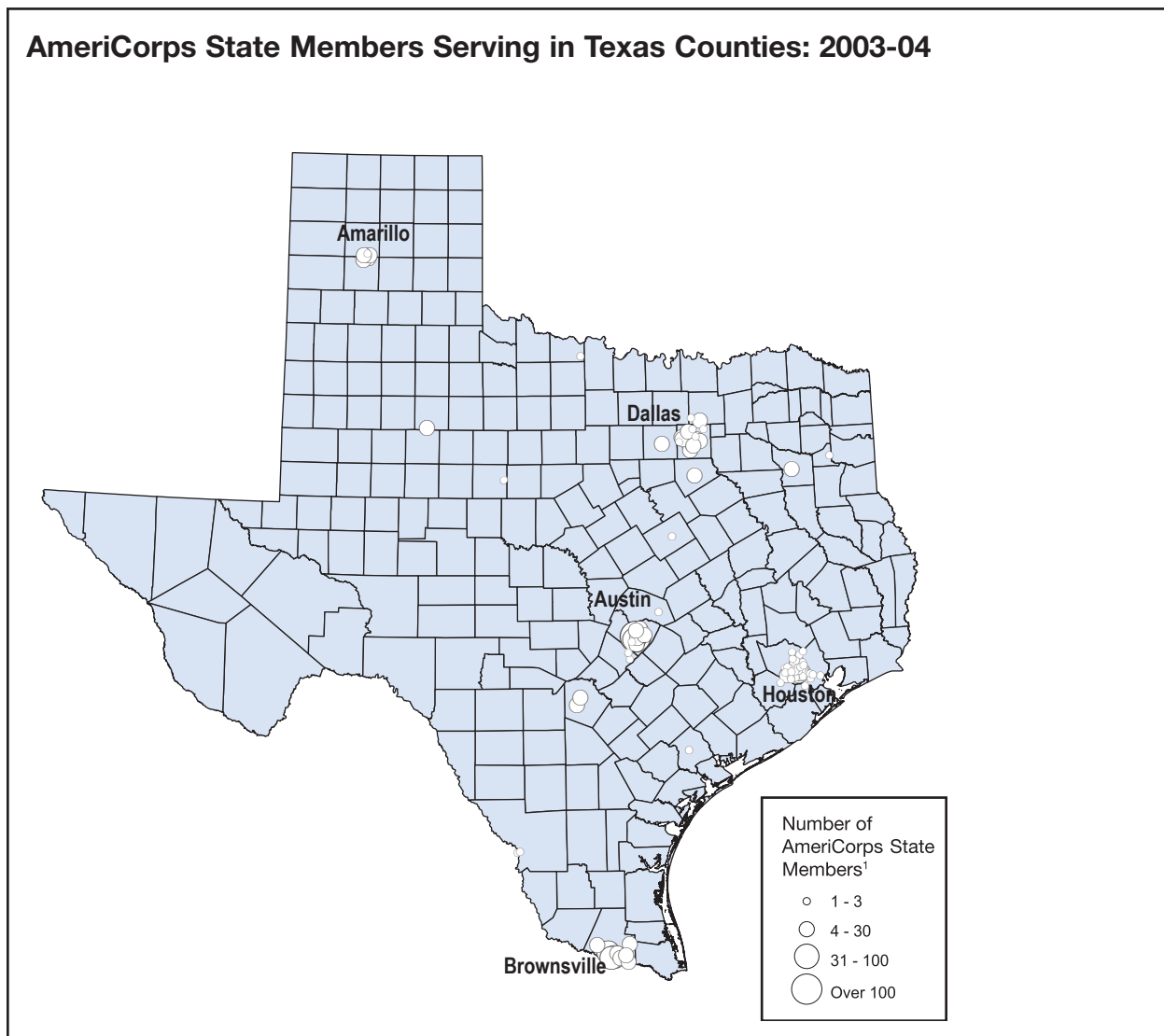


**Texas at a Glance: 2003-04**

Number of members serving	653	Overall Funding	\$5,906,038
Fill Rate	97%	Formula Award	\$3,971,459
Completion Rate	84%	Competitive Award	\$1,934,579
Number of volunteers leveraged	6,722	Education Award Program Funding	\$0

Data Source: Member data are from eSPAN, as of September 30, 2005; volunteer data are from GPRs, as of January 2006. State financial information, such as awarded Corporation and matching funds, comes from budgets as found in Grantsbase and eGrants, as of September 30, 2005.

**AmeriCorps State Members Serving in Texas Counties: 2003-04**



Data Source: Information on number of members and service locations was obtained through State Commission self-report.

1 Symbol placement is determined by the zip codes where members serve.

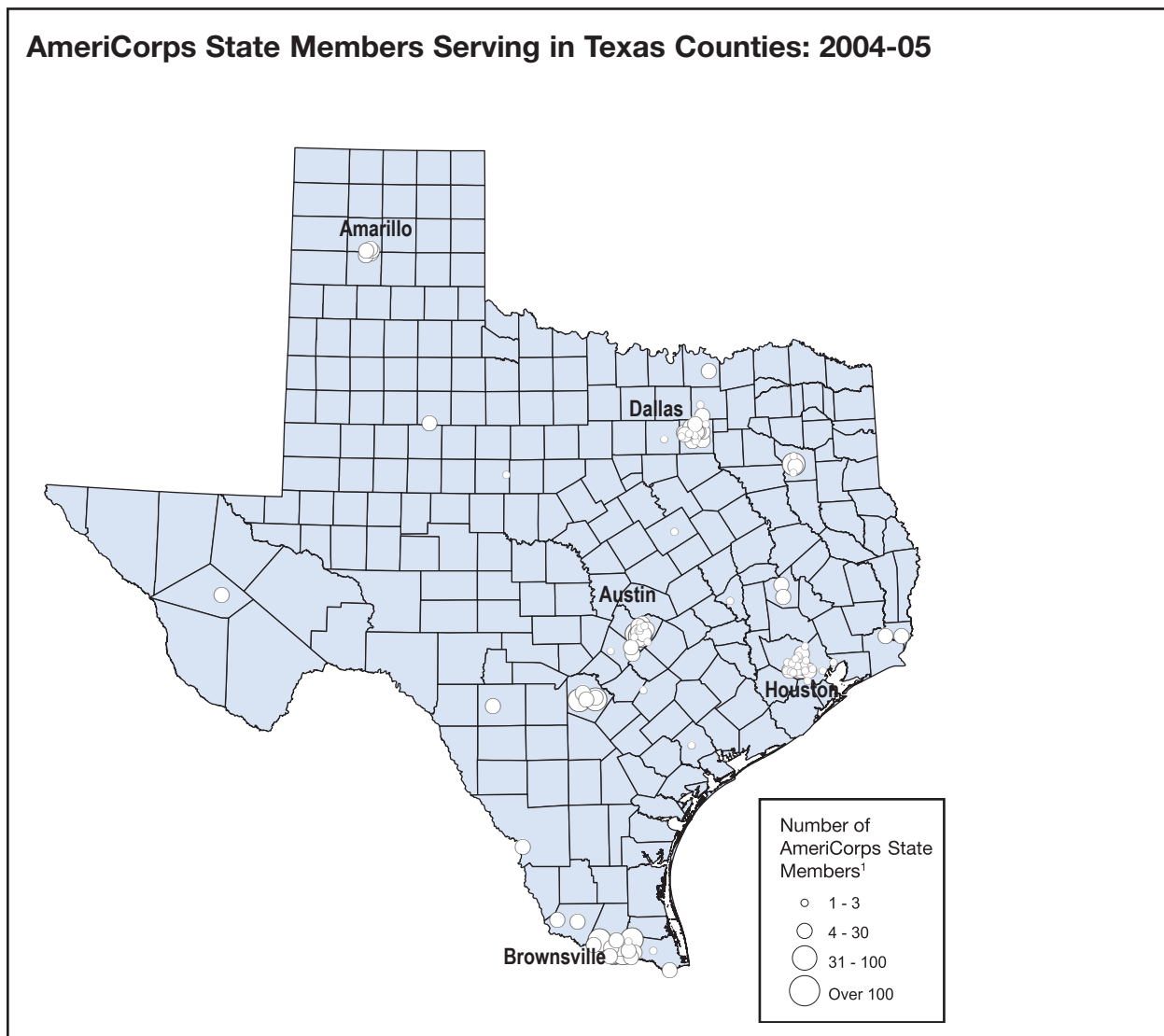


**Texas at a Glance: 2004-05**

Number of members serving	1,048	Overall Funding	\$8,699,351
Fill Rate	91%	Formula Award	\$3,215,926
Completion Rate	87%	Competitive Award	\$5,483,425
Number of volunteers leveraged	9,514	Education Award Program Funding	\$0

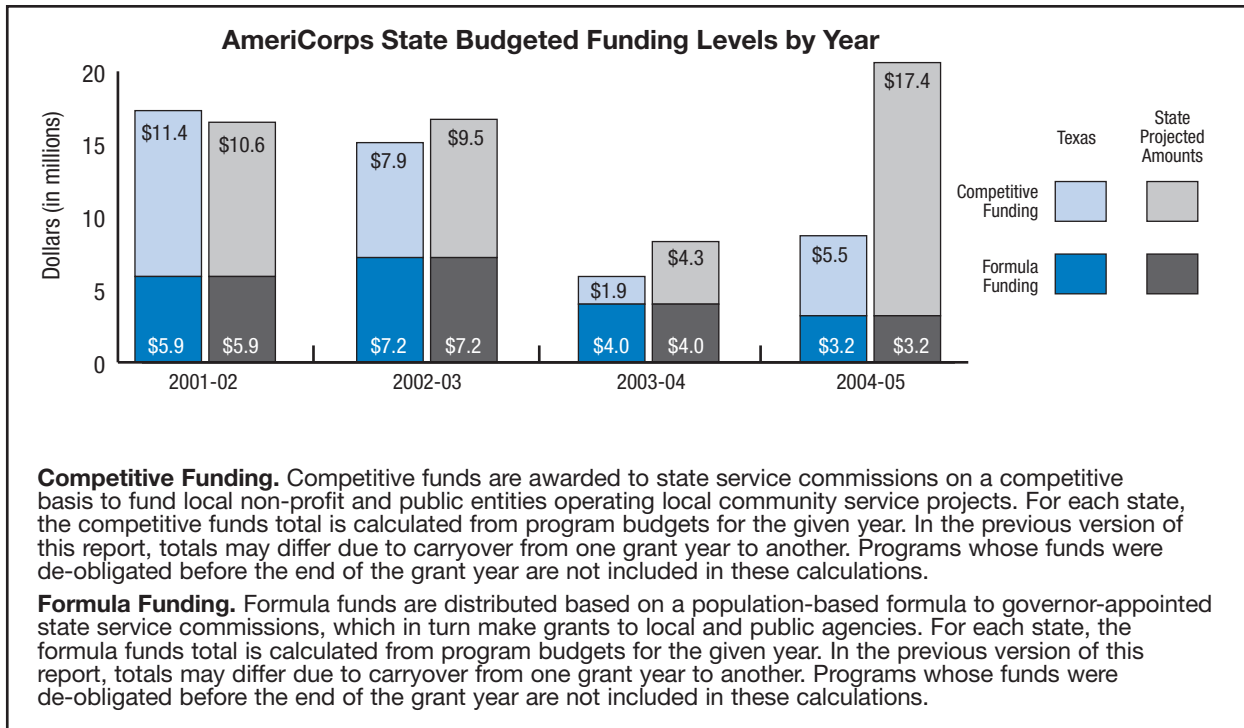
Data Source: Member data are from eSPAN, as of September 30, 2005; volunteer data are from GPRs, as of January 2006. State financial information, such as awarded Corporation and matching funds, comes from budgets as found in Grantsbase and eGrants, as of September 30, 2005.

**AmeriCorps State Members Serving in Texas Counties: 2004-05**

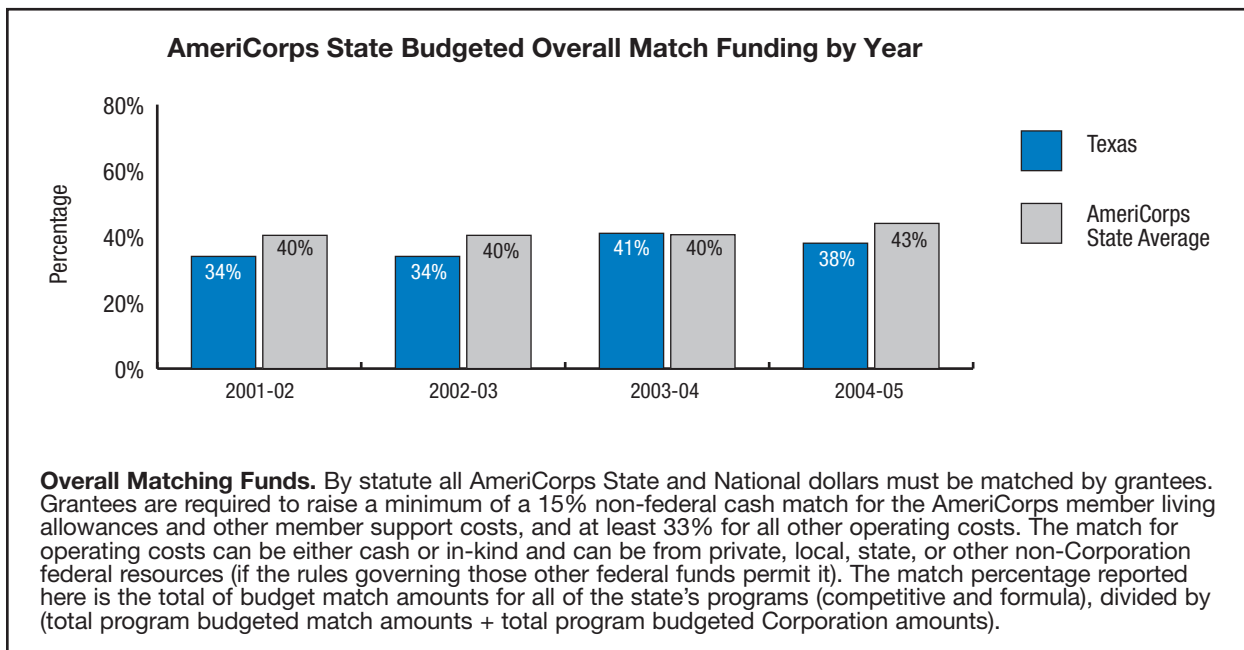


Data Source: Information on number of members and service locations was obtained through State Commission self-report.

1 Symbol placement is determined by the zip codes where members serve.



Data Source: Grantsbase and eGrants, as of September 30, 2005.

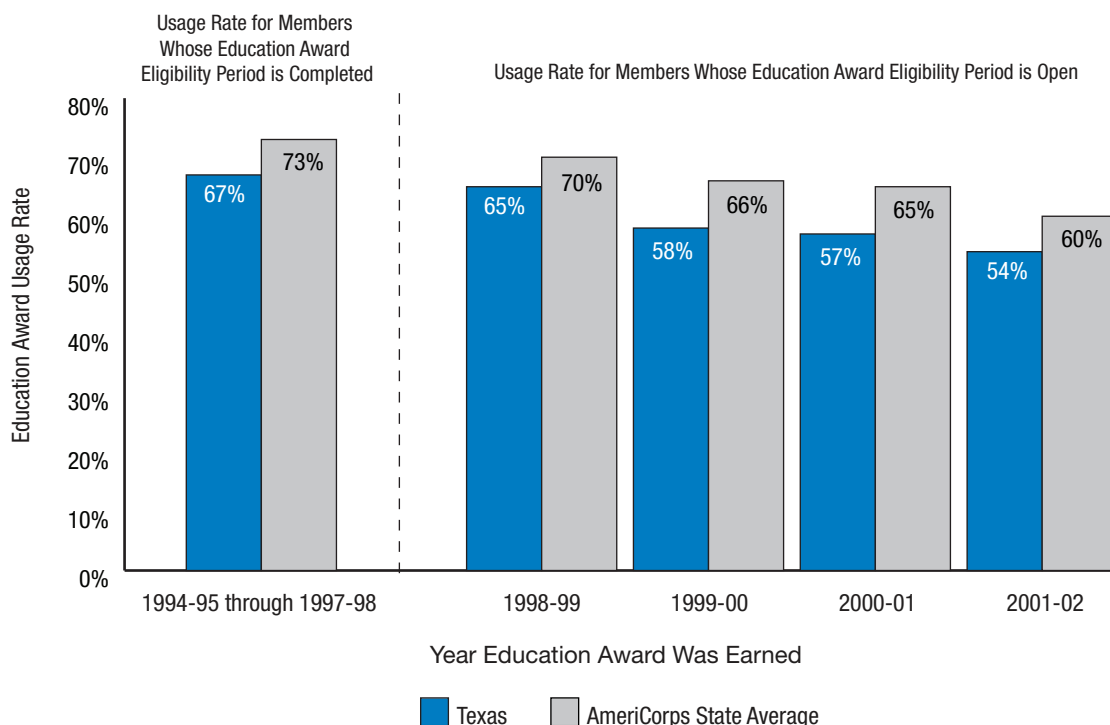


Data Source: Grantsbase and eGrants, as of September 30, 2005.





### AmeriCorps State Education Award Usage: 1994-2002<sup>1</sup>



**Education Award.** After successfully completing a term of service, AmeriCorps members who are enrolled in the National Service Trust are eligible to receive an education award. The education award can be used to pay education costs at qualified institutions of higher education or training, or to repay qualified student loans. The award currently is \$4,725 for a year of full-time service, with correspondingly lesser awards for half-time and reduced half-time service. A member has up to seven years after his or her term of service has ended to use the award.

**Education Award Usage.** Education award usage is generated from eSpan. For education award usage rates, we examined awards in which members had 3 or more years to access the award. This decision was based on evidence that most members use the education award within 3 years of earning it.

Data Source: eSPAN, as of September 14, 2005.

<sup>1</sup> For education award usage rates, we examined awards in which members have had three or more years to access the award. This decision was based on evidence that most members use the education award within three years of earning it.

For this report, we have identified members who served in 1994-1995 through 2001-2002 to examine usage rates for education awards.

**1994-1995 through 1997-1998:** Members who served in 1994-1995 through 1997-1998 have completed their seven-year education award eligibility period; because the eligibility period for using the education award is completed, we have aggregated the usage rate for these members.

**1998-1999 through 2001-2002:** Members who served in 1998-1999 through 2001-2002 have at least one year of eligibility left. As former members of these years access their education awards, these data will fluctuate as the awards remain active.

We will continue to track AmeriCorps member education award usage by year, adding an additional year in the “eligibility remaining” portion of the graph. Usage rates may differ from year to year as more earned education award money is withdrawn from members’ Trust accounts. As members end their seven-year period of eligibility they will be added to the “eligibility completed” group.





**Performance Highlights<sup>1</sup> for Utah**

**2003-2004**

**EDUCATION**

(2 subgrantees reporting)  
 23 in-class enrichment sessions were provided to 1,087 students.  
 23 out-of-class enrichment sessions were provided, benefiting 558 students.  
 220 pounds of produce were organized and packed for a food bank, through working with students.

**ENVIRONMENT**

(2 subgrantees reporting)  
 54 miles of park trails or wild land areas were assessed for maintenance needs.  
 1,130 acres of public lands and habitat were restored or conserved by members.  
 37,000 visitors received information about environmental safety and conservation of Utah's recreation areas.

**HUMAN NEEDS**

(2 subgrantees reporting)  
 653 individuals in outdoor recreation programs benefited from lessons increasing physical abilities and self-esteem.  
 1,302 low-income and homeless individuals received money-saving advice concerning prescriptions.

**COMMUNITY STRENGTHENING**

(4 subgrantees reporting)  
 623 people received counseling about substance abuse or related issues.  
 3,435 people received counseling related to health and family matters.

**VOLUNTEER LEVERAGING**

(4 subgrantees reporting)  
 494 volunteers were recruited and trained to provide a broad array of services.  
 253 volunteers were recruited to provide outdoor recreation activities to individuals with disabilities.  
 167 volunteers were recruited for community garden planting and maintenance.

**MEMBER DEVELOPMENT**

(4 subgrantees reporting)  
 71 members were trained in citizenship and civic responsibility.  
 35 members received training in CPR, first aid, and emergency response.

**2004-2005**

**EDUCATION**

(6 subgrantees reporting)  
 8,572 students in grades 1-12 were tutored.  
 2,538 students benefited from service-learning and community education activities.  
 236 presentations on ecology and natural sciences were given to more than 2,700 students.

**ENVIRONMENT**

(1 subgrantee reporting)  
 48 miles of trail and other public park areas or roads were cleaned and maintained.

**HUMAN NEEDS**

(3 subgrantees reporting)  
 5,570 children were immunized.  
 Members helped 3,485 individuals enroll in the Medicaid program.

**COMMUNITY STRENGTHENING**

(8 subgrantees reporting)  
 2,300 people received information about safety measures or victimization prevention.  
 78 students working alongside members were awarded recognition for exemplary service to their communities.  
 10 new partnerships among social service agencies were established through members' efforts.  
 25 businesses were visited and learned about a Red Cross disaster preparedness initiative.

**VOLUNTEER LEVERAGING**

(8 subgrantees reporting)  
 1,000 community volunteers were recruited for service-learning and service day projects.  
 150 volunteers were recruited for Youth Garden Project events and programs.  
 4,501 literacy volunteers were organized to tutor in 43 schools.

**MEMBER DEVELOPMENT**

(8 subgrantees reporting)  
 216 members were trained in citizenship and civic responsibility.  
 57 members received training in CPR, first aid, and emergency response.  
 150 members were trained in technical skills related to carrying out their assignments.

Data Source: All data are aggregates of the data subgrantees report in the AmeriCorps Progress Reports. State Commissions review subgrantees' reports, and then submit approved information to AmeriCorps through the Grantee Progress Reports (GPR). AmeriCorps programs vary in their start and end dates, and not all programs operate during the same timeframe. During any given year the time period of activity reported is between October 1st through September 30th. Any program activity that may have occurred after September 30, 2005 is not captured in this report.

<sup>1</sup> For Utah, all 2003-2004 performance highlights are based on Formula and Competitive Award subgrantee self-report (total number of subgrantees for Utah in 2003-2004 was 4). For 2004-2005, all performance highlights are based on Formula, Competitive, and Education Award subgrantee self-report (total number of subgrantees for Utah in 2004-2005 was 9).

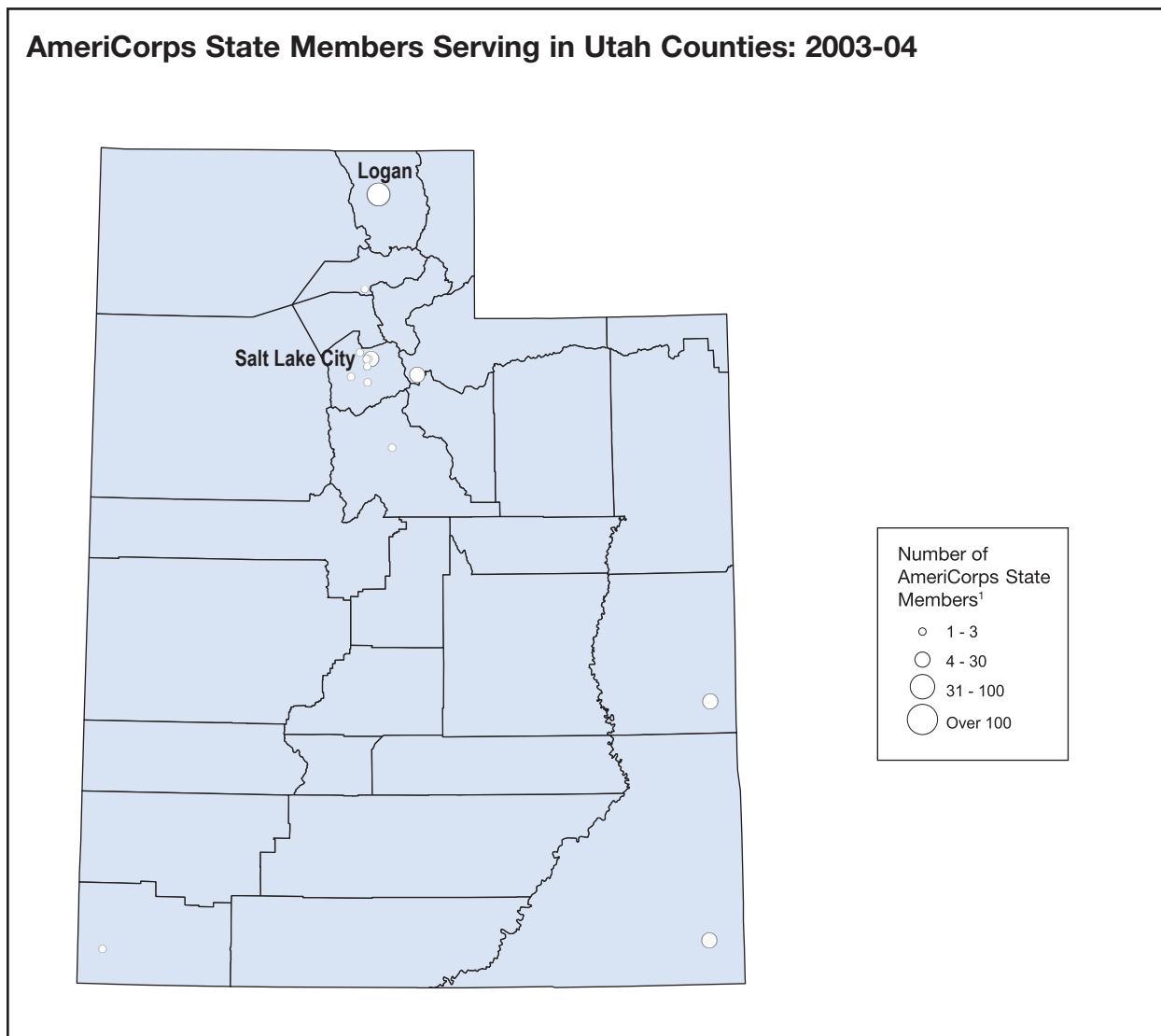


**Utah at a Glance: 2003-04**

Number of members serving	142	Overall Funding	\$703,181
Fill Rate	93%	Formula Award	\$435,198
Completion Rate	96%	Competitive Award	\$255,983
Number of volunteers leveraged	3,418	Education Award Program Funding	\$12,000

Data Source: Member data are from eSPAN, as of September 30, 2005; volunteer data are from GPRs, as of January 2006. State financial information, such as awarded Corporation and matching funds, comes from budgets as found in Grantsbase and eGrants, as of September 30, 2005.

**AmeriCorps State Members Serving in Utah Counties: 2003-04**



Data Source: Information on number of members and service locations was obtained through State Commission self-report.

<sup>1</sup> Symbol placement is determined by the zip codes where members serve.

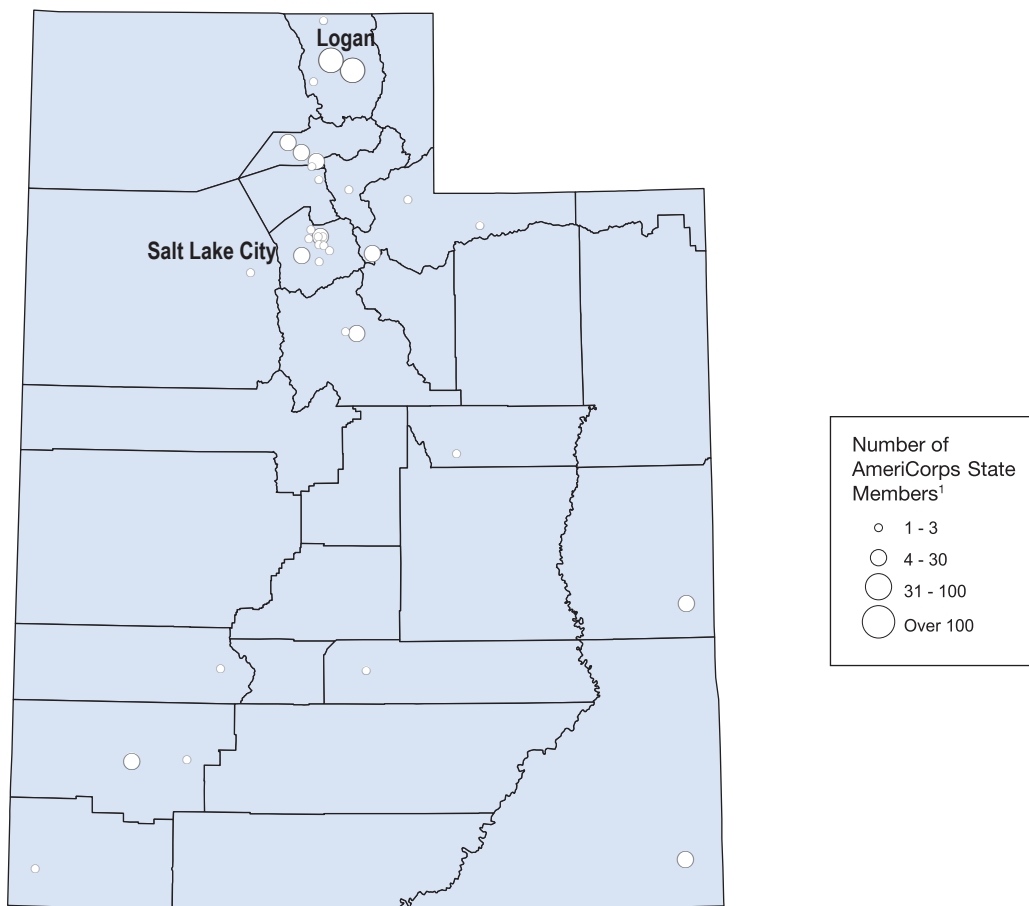


**Utah at a Glance: 2004-05**

Number of members serving	358	Overall Funding	\$1,895,143
Fill Rate	99%	Formula Award	\$758,474
Completion Rate	88%	Competitive Award	\$1,112,989
Number of volunteers leveraged	10,085	Education Award Program Funding	\$23,680

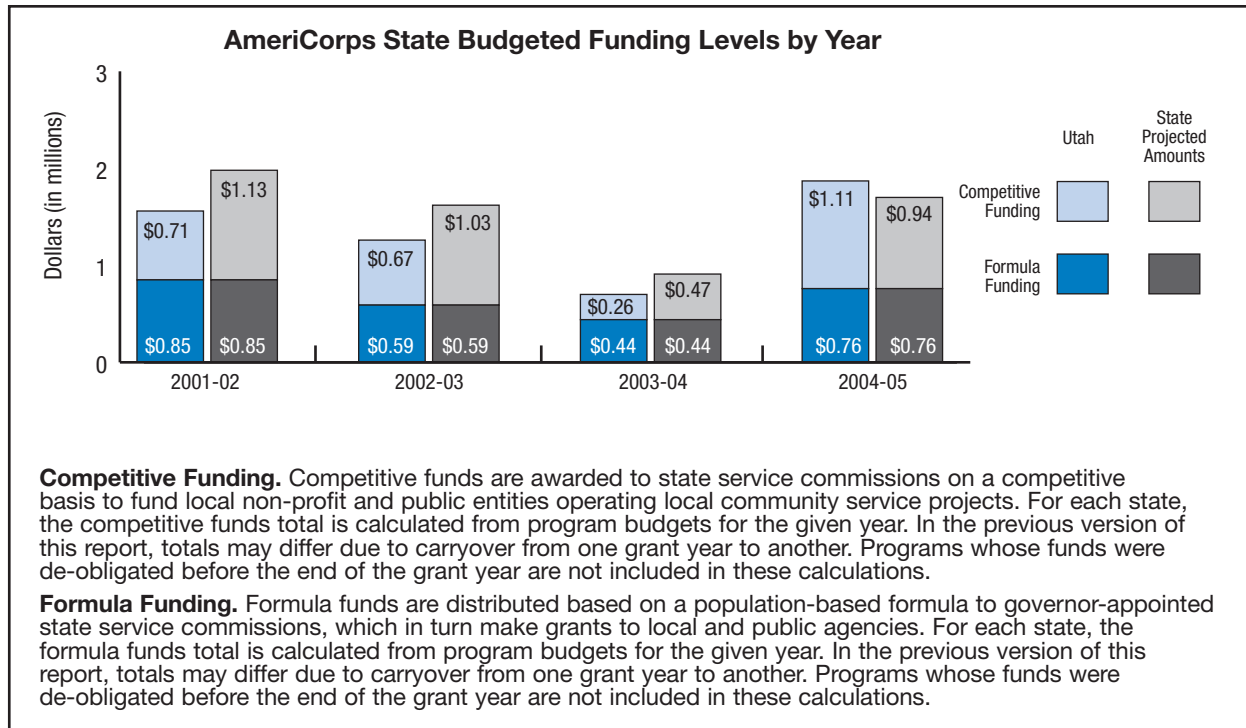
Data Source: Member data are from eSPAN, as of September 30, 2005; volunteer data are from GPRs, as of January 2006. State financial information, such as awarded Corporation and matching funds, comes from budgets as found in Grantsbase and eGrants, as of September 30, 2005.

**AmeriCorps State Members Serving in Utah Counties: 2004-05**

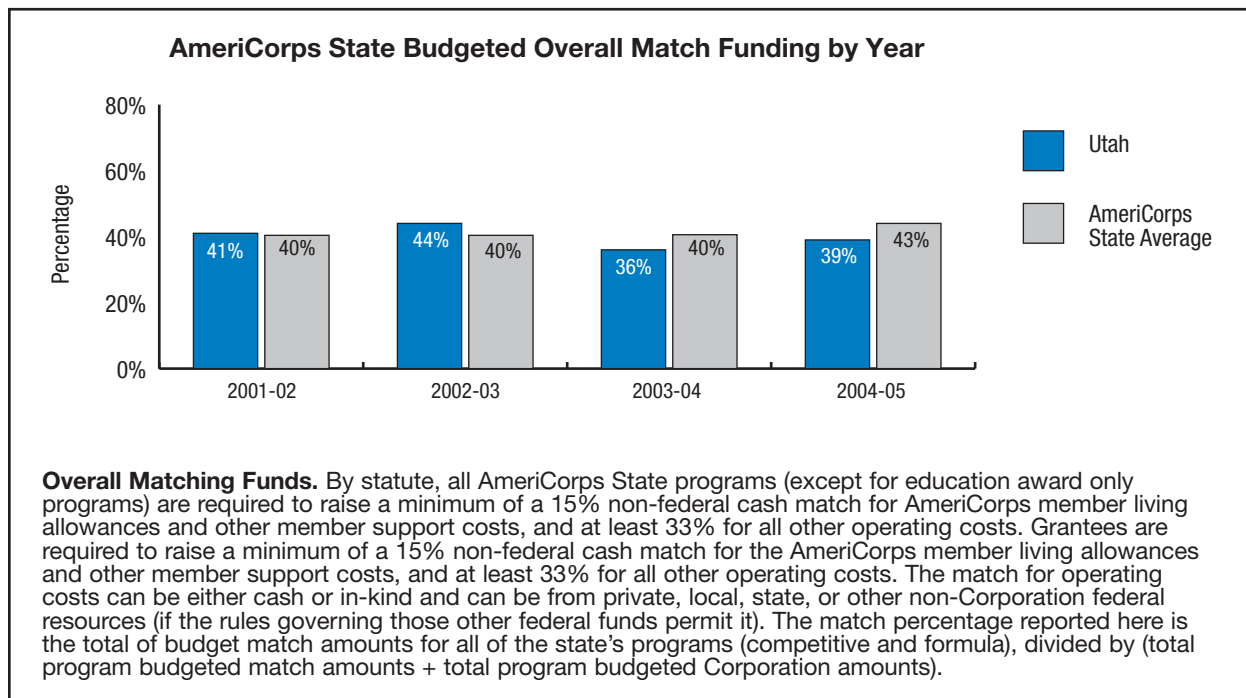


Data Source: Information on number of members and service locations was obtained through State Commission self-report.

<sup>1</sup> Symbol placement is determined by the zip codes where members serve.



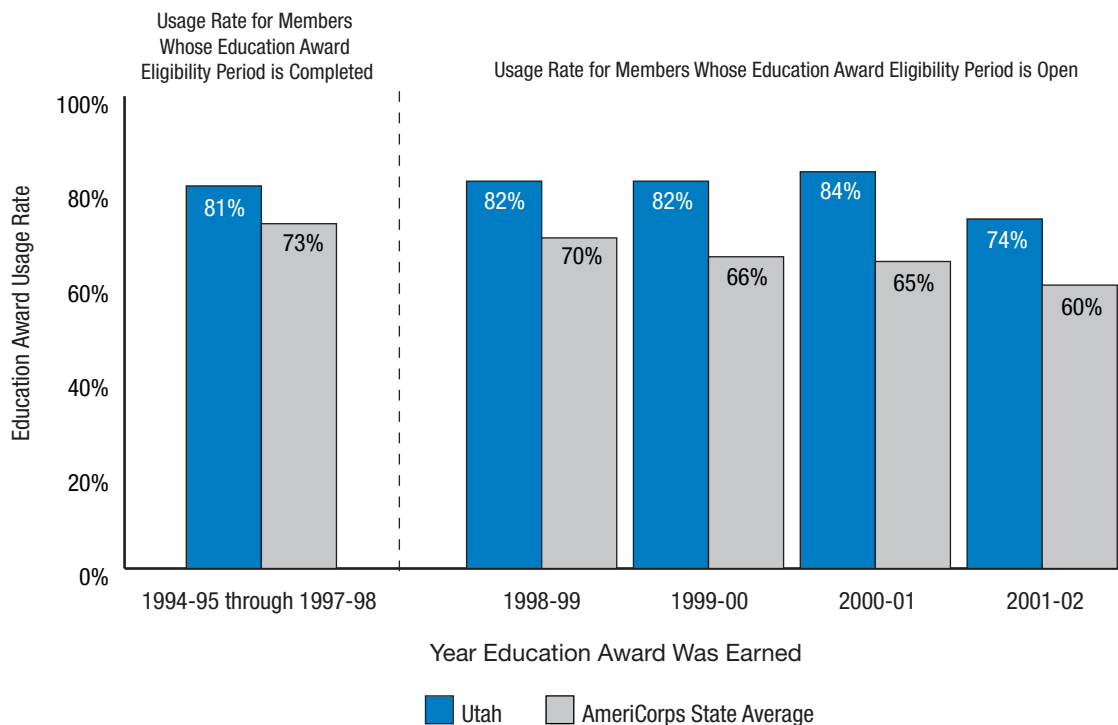
Data Source: Grantsbase and eGrants, as of September 30, 2005.



Data Source: Grantsbase and eGrants, as of September 30, 2005.



**AmeriCorps State Education Award Usage: 1994-2002<sup>1</sup>**



**Education Award.** After successfully completing a term of service, AmeriCorps members who are enrolled in the National Service Trust are eligible to receive an education award. The education award can be used to pay education costs at qualified institutions of higher education or training, or to repay qualified student loans. The award currently is \$4,725 for a year of full-time service, with correspondingly lesser awards for half-time and reduced half-time service. A member has up to seven years after his or her term of service has ended to use the award.

**Education Award Usage.** Education award usage is generated from eSpan. For education award usage rates, we examined awards in which members had 3 or more years to access the award. This decision was based on evidence that most members use the education award within 3 years of earning it.

Data Source: eSPAN, as of September 14, 2005.

<sup>1</sup> For education award usage rates, we examined awards in which members have had three or more years to access the award. This decision was based on evidence that most members use the education award within three years of earning it.

For this report, we have identified members who served in 1994-1995 through 2001-2002 to examine usage rates for education awards.

**1994-1995 through 1997-1998:** Members who served in 1994-1995 through 1997-1998 have completed their seven-year education award eligibility period; because the eligibility period for using the education award is completed, we have aggregated the usage rate for these members.

**1998-1999 through 2001-2002:** Members who served in 1998-1999 through 2001-2002 have at least one year of eligibility left. As former members of these years access their education awards, these data will fluctuate as the awards remain active.

We will continue to track AmeriCorps member education award usage by year, adding an additional year in the “eligibility remaining” portion of the graph. Usage rates may differ from year to year as more earned education award money is withdrawn from members’ Trust accounts. As members end their seven-year period of eligibility they will be added to the “eligibility completed” group.



**Performance Highlights<sup>1</sup> for Vermont**

**2003-2004**

**EDUCATION**

(2 subgrantees reporting)  
 1,114 people participated in service-learning or community education activities.  
 1,025 students were mentored or counseled regarding school success or achievement.  
 720 children in Head Start or kindergarten received instruction from members.  
 2,350 books were gathered and maintained for library collections.

**HUMAN NEEDS**

(1 subgrantee reporting)  
 853 seniors or disabled citizens benefited from independent living assistance.  
 131 educational programs were given at senior centers regarding health management and exercise.

**COMMUNITY STRENGTHENING**

(3 subgrantees reporting)  
 3,093 people benefited from volunteer training, support, or recognition.  
 10 neighborhoods were attended to and cleaned up, benefiting 475 people.

**VOLUNTEER LEVERAGING**

(3 subgrantees reporting)  
 539 volunteers were recruited and coordinated to address human needs issues.

**MEMBER DEVELOPMENT**

(2 subgrantees reporting)  
 35 members were trained in citizenship and civic responsibility.  
 24 members received training in CPR, first aid, and emergency response.  
 24 members were trained in life skills, such as organizational skills, teamwork, leadership, and conflict resolution.

**2004-2005**

**EDUCATION**

(2 subgrantees reporting)  
 2,784 people participated in service-learning or community education activities.  
 1,445 students in grades 1-12 were tutored.  
 810 students were mentored or counseled regarding school success or achievement.  
 740 children in Head Start or kindergarten received instruction from members.

**ENVIRONMENT**

(1 subgrantee reporting)  
 3 miles of trail and other public park areas or roads were cleaned or maintained.

**HUMAN NEEDS**

(3 subgrantees reporting)  
 794 seniors or disabled citizens benefited from independent living assistance.

**COMMUNITY STRENGTHENING**

(5 subgrantees reporting)  
 1,195 people benefited from community events or fairs focusing on health or other human needs issues.  
 15,403 received information regarding community services.

**VOLUNTEER LEVERAGING**

(5 subgrantees reporting)  
 1,065 volunteers were recruited and coordinated to address human needs issues.  
 47 peer (student) tutors were recruited, trained, placed, and followed up as they provided services.

**MEMBER DEVELOPMENT**

(4 subgrantees reporting)  
 75 members were trained in citizenship and civic responsibility.  
 62 members received training in CPR, first aid, and emergency response.  
 68 members were trained in life skills, such as organizational skills, teamwork, leadership, and conflict resolution.

Data Source: All data are aggregates of the data subgrantees report in the AmeriCorps Progress Reports. State Commissions review subgrantees' reports, and then submit approved information to AmeriCorps through the Grantee Progress Reports (GPR). AmeriCorps programs vary in their start and end dates, and not all programs operate during the same timeframe. During any given year the time period of activity reported is between October 1st through September 30th. Any program activity that may have occurred after September 30, 2005 is not captured in this report.

<sup>1</sup> For Vermont, all 2003-2004 performance highlights are based on Formula and Competitive Award subgrantee self-report (total number of subgrantees for Vermont in 2003-2004 was 3). For 2004-2005, all performance highlights are based on Formula and Competitive Award subgrantee self-report (total number of subgrantees for Vermont in 2004-2005 was 5).

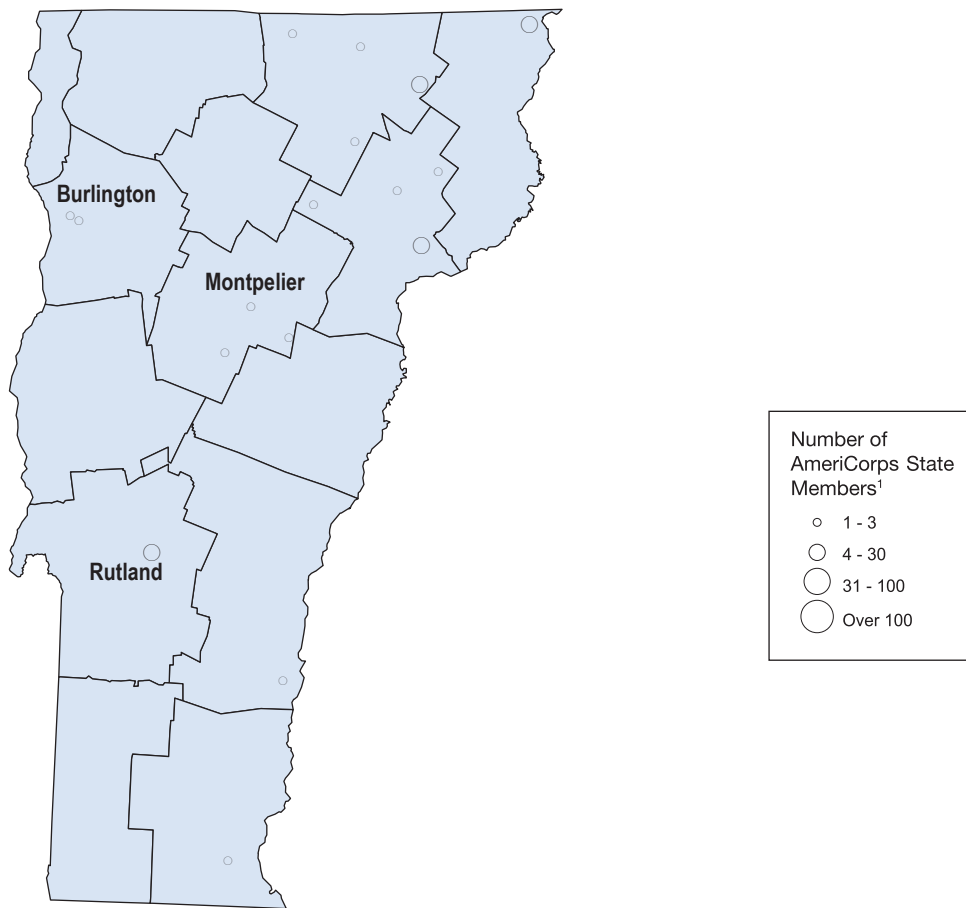


**Vermont at a Glance: 2003-04**

Number of members serving	57	Overall Funding	\$565,781
Fill Rate	77%	Formula Award	\$313,602
Completion Rate	86%	Competitive Award	\$252,179
Number of volunteers leveraged	644	Education Award Program Funding	\$0

Data Source: Member data are from eSPAN, as of September 30, 2005; volunteer data are from GPRs, as of January 2006. State financial information, such as awarded Corporation and matching funds, comes from budgets as found in Grantsbase and eGrants, as of September 30, 2005.

**AmeriCorps State Members Serving in Vermont Counties: 2003-04**



Data Source: Information on number of members and service locations was obtained through State Commission self-report.

1 Symbol placement is determined by the zip codes where members serve.

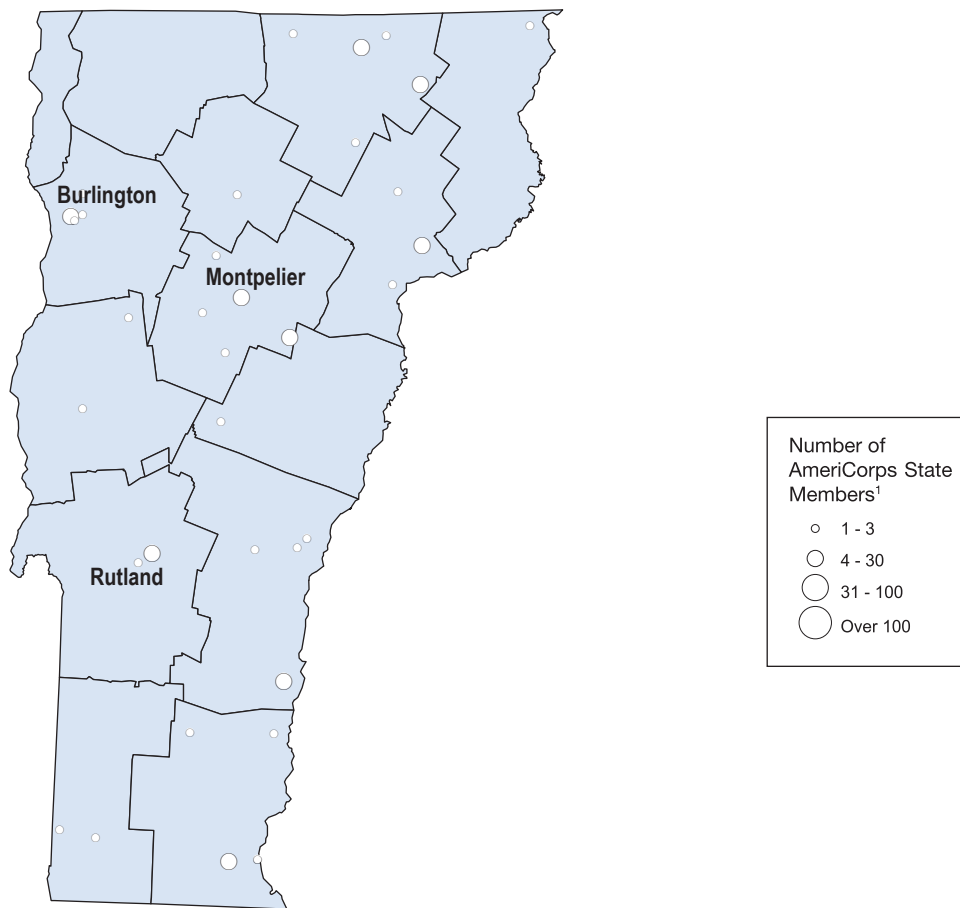


**Vermont at a Glance: 2004-05**

Number of members serving	123	Overall Funding	\$1,362,813
Fill Rate	85%	Formula Award	\$496,001
Completion Rate	69%	Competitive Award	\$866,812
Number of volunteers leveraged	1,659	Education Award Program Funding	\$0

Data Source: Member data are from eSPAN, as of September 30, 2005; volunteer data are from GPRs, as of January 2006. State financial information, such as awarded Corporation and matching funds, comes from budgets as found in Grantsbase and eGrants, as of September 30, 2005.

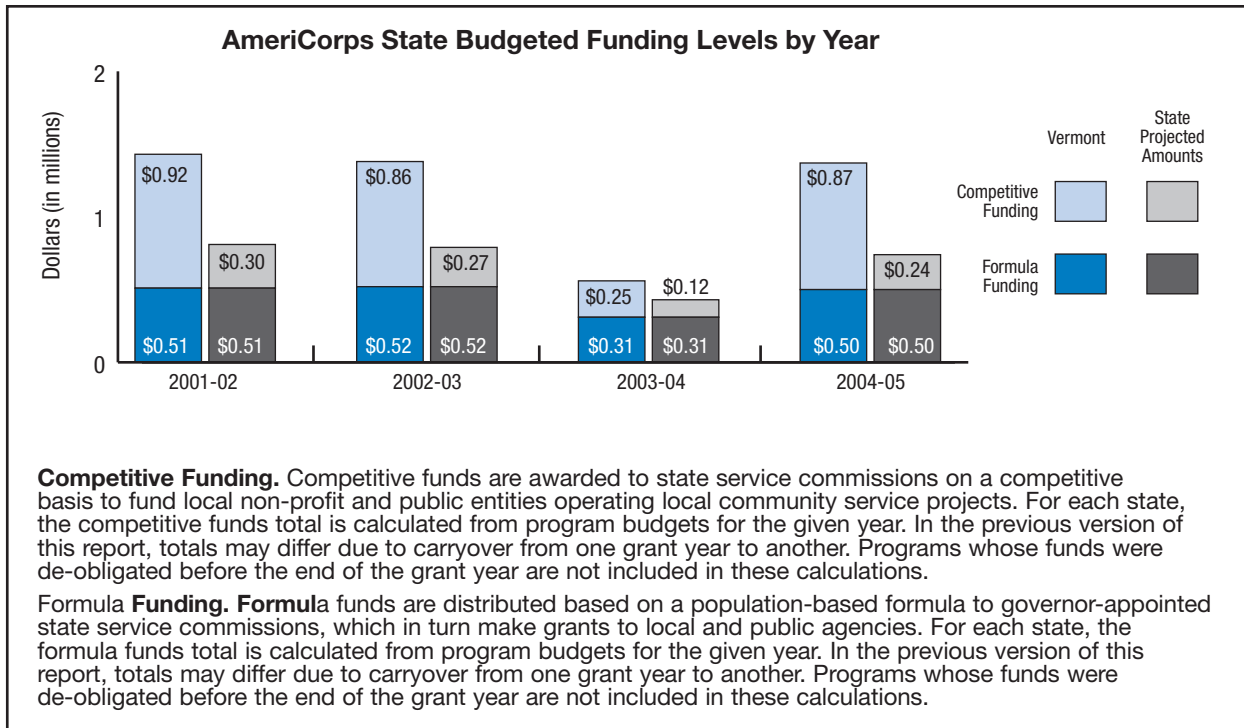
**AmeriCorps State Members Serving in Vermont Counties: 2004-05**



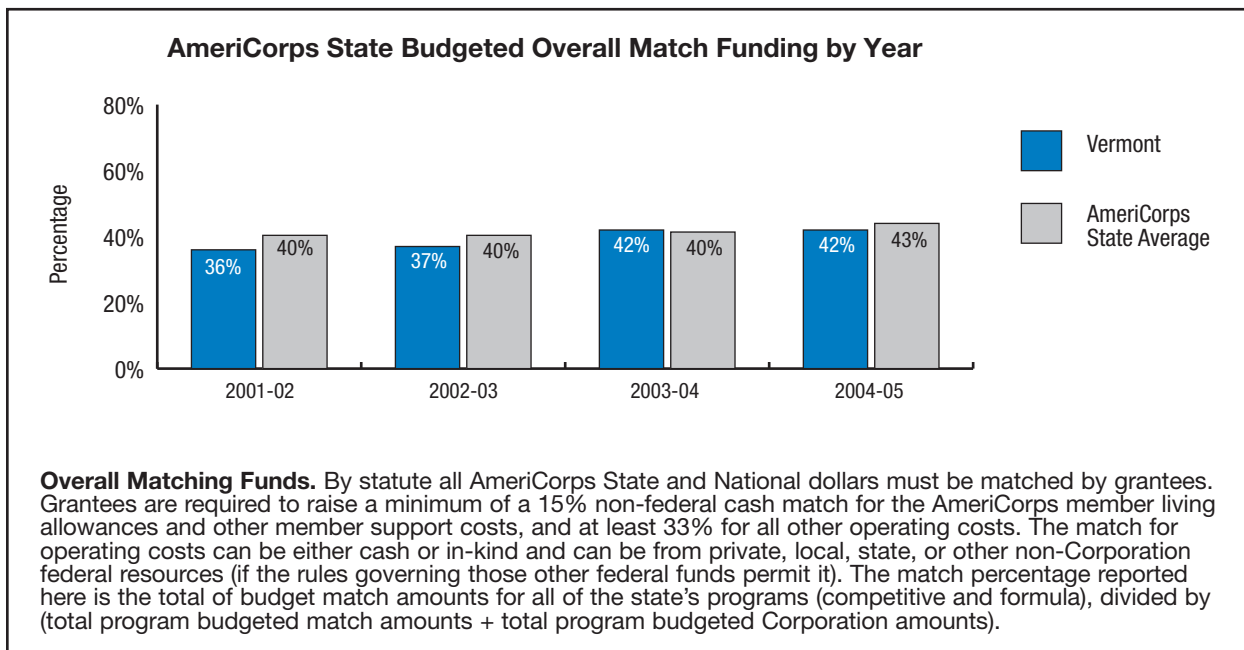
Data Source: Information on number of members and service locations was obtained through State Commission self-report.

1 Symbol placement is determined by the zip codes where members serve.





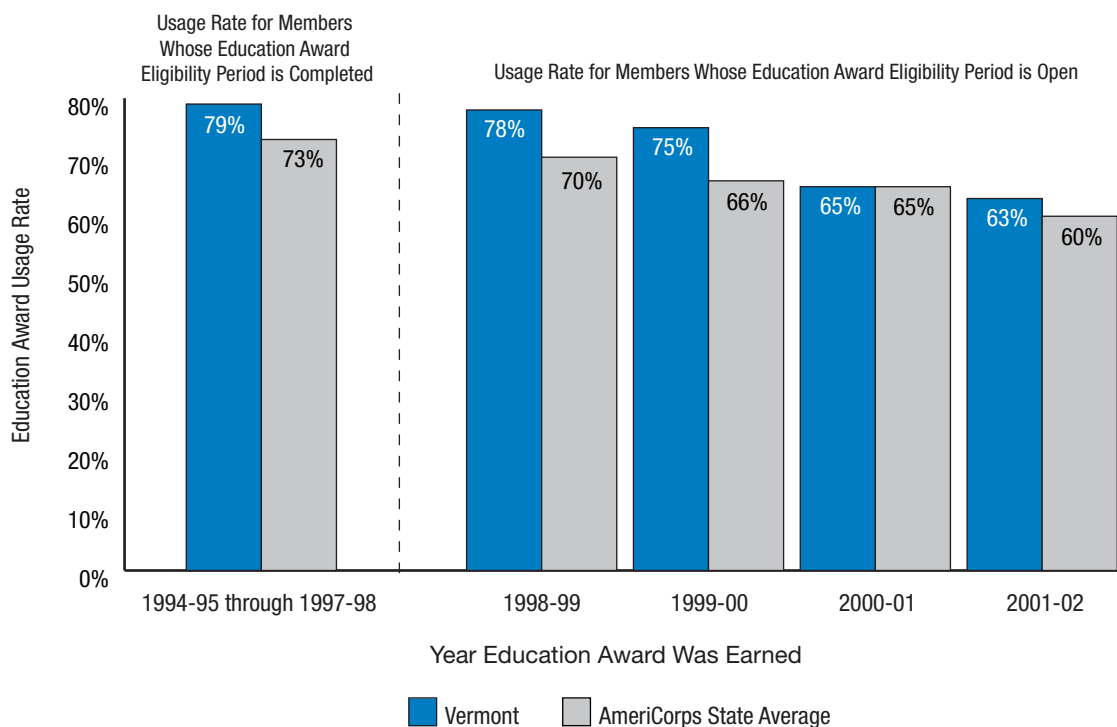
Data Source: Grantsbase and eGrants, as of September 30, 2005.



Data Source: Grantsbase and eGrants, as of September 30, 2005.



**AmeriCorps State Education Award Usage: 1994-2002<sup>1</sup>**



**Education Award.** After successfully completing a term of service, AmeriCorps members who are enrolled in the National Service Trust are eligible to receive an education award. The education award can be used to pay education costs at qualified institutions of higher education or training, or to repay qualified student loans. The award currently is \$4,725 for a year of full-time service, with correspondingly lesser awards for half-time and reduced half-time service. A member has up to seven years after his or her term of service has ended to use the award.

**Education Award Usage.** Education award usage is generated from eSpan. For education award usage rates, we examined awards in which members had 3 or more years to access the award. This decision was based on evidence that most members use the education award within 3 years of earning it.

Data Source: eSPAN, as of September 14, 2005.

<sup>1</sup> For education award usage rates, we examined awards in which members have had three or more years to access the award. This decision was based on evidence that most members use the education award within three years of earning it.

For this report, we have identified members who served in 1994-1995 through 2001-2002 to examine usage rates for education awards.

**1994-1995 through 1997-1998:** Members who served in 1994-1995 through 1997-1998 have completed their seven-year education award eligibility period; because the eligibility period for using the education award is completed, we have aggregated the usage rate for these members.

**1998-1999 through 2001-2002:** Members who served in 1998-1999 through 2001-2002 have at least one year of eligibility left. As former members of these years access their education awards, these data will fluctuate as the awards remain active.

We will continue to track AmeriCorps member education award usage by year, adding an additional year in the “eligibility remaining” portion of the graph. Usage rates may differ from year to year as more earned education award money is withdrawn from members’ Trust accounts. As members end their seven-year period of eligibility they will be added to the “eligibility completed” group.



**Performance Highlights<sup>1</sup> for Virginia**

**2003-2004**

**EDUCATION**

(5 subgrantees reporting)  
 2,433 students in grades 1-12 received tutoring.  
 1,934 youth received job placement and job development training; 748 of these youth were subsequently placed in employment.

**HUMAN NEEDS**

(3 subgrantees reporting)  
 36 low-income housing units were constructed, renovated, or rehabilitated.  
 7 families received mentoring in the process of becoming new homeowners.

**COMMUNITY STRENGTHENING**

(8 subgrantees reporting)  
 5 community service projects were organized, benefiting 700 people.  
 21 Neighborhood Watch Groups were organized.  
 14 community meetings were organized, benefiting 2,000 people.

**VOLUNTEER LEVERAGING**

(8 subgrantees reporting)  
 3,579 community volunteers were trained and placed on housing construction sites.

**MEMBER DEVELOPMENT**

(7 subgrantees reporting)  
 2 members were trained in CPR, first aid, and emergency response.  
 93 members received life skills training.  
 84 members were trained in citizenship and civic responsibility.

**2004-2005**

**EDUCATION**

(10 subgrantees reporting)  
 7,934 students in grades 1-12 received tutoring.  
 1,168 youth received job placement and job development training, 518 of whom were then placed in employment.  
 1,484 students were mentored concerning school success or achievement.

**HUMAN NEEDS**

(5 subgrantees reporting)  
 53 low-income housing units were constructed, renovated, or rehabilitated.  
 670 individuals received mentoring in becoming new homeowners.  
 142 homeless people received shelter or vouchers for shelter.

**PUBLIC SAFETY**

(1 subgrantee reporting)  
 6 law enforcement agencies benefited from programs involving police-community relations or community policing.

**COMMUNITY STRENGTHENING**

(7 subgrantees reporting)  
 12,315 individuals' support needs were identified or assessed.  
 1,890 books were collected and distributed for a book drive, benefiting 1,050 people.  
 5,000 people benefited from community events and fairs focusing on health or other human needs issues.

**VOLUNTEER LEVERAGING**

(7 subgrantees reporting)  
 546 volunteers were trained, placed, and followed-up as they engaged in a wide range of services.  
 36 recruited employers and organizations provided job readiness training to 282 youth.

**MEMBER DEVELOPMENT**

(9 subgrantees reporting)  
 38 members were trained in CPR, first aid, and emergency response.  
 292 members were trained in life skills such as organizational skills, problem solving, teamwork and conflict resolution.  
 304 members were trained in citizenship and civic responsibility.

Data Source: All data are aggregates of the data subgrantees report in the AmeriCorps Progress Reports. State Commissions review subgrantees' reports, and then submit approved information to AmeriCorps through the Grantee Progress Reports (GPR). AmeriCorps programs vary in their start and end dates, and not all programs operate during the same timeframe. During any given year the time period of activity reported is between October 1st through September 30th. Any program activity that may have occurred after September 30, 2005 is not captured in this report.

1 For Virginia, all 2003-2004 performance highlights are based on Formula and Competitive Award subgrantee self-report (total number of subgrantees for Virginia in 2003-2004 was 13). For 2004-2005, all performance highlights are based on Formula and Competitive Award subgrantee self-report (total number of subgrantees for Virginia in 2004-2005 was 16).

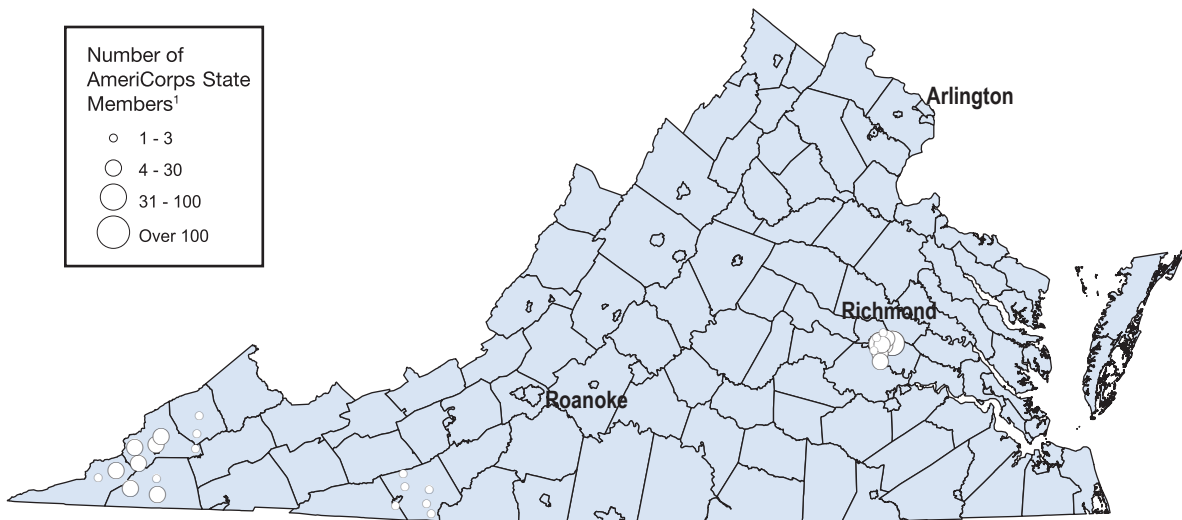


**Virginia at a Glance: 2003-04**

Number of members serving	158	Overall Funding	\$1,663,133
Fill Rate	71%	Formula Award	\$795,373
Completion Rate	68%	Competitive Award	\$867,760
Number of volunteers leveraged	3,518	Education Award Program Funding	\$0

Data Source: Member data are from eSPAN, as of September 30, 2005; volunteer data are from GPRs, as of January 2006. State financial information, such as awarded Corporation and matching funds, comes from budgets as found in Grantsbase and eGrants, as of September 30, 2005.

**AmeriCorps State Members Serving in Virginia Counties: 2003-04**



Data Source: Information on number of members and service locations was obtained through State Commission self-report.

1 Symbol placement is determined by the zip codes where members serve.

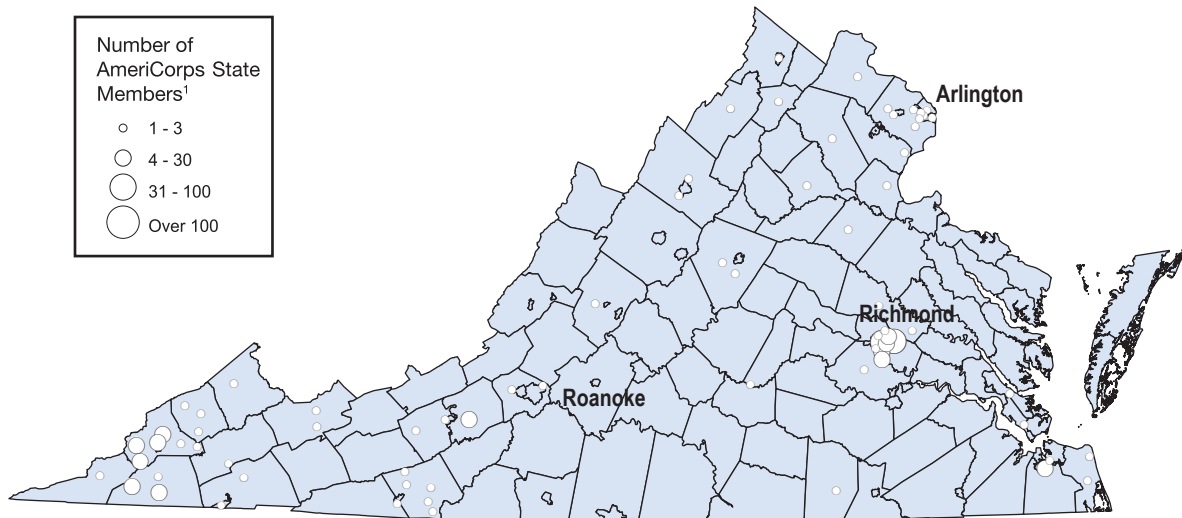


**Virginia at a Glance: 2004-05**

Number of members serving	286	Overall Funding	\$2,995,485
Fill Rate	90%	Formula Award	\$2,230,150
Completion Rate	65%	Competitive Award	\$765,335
Number of volunteers leveraged	6,999	Education Award Program Funding	\$0

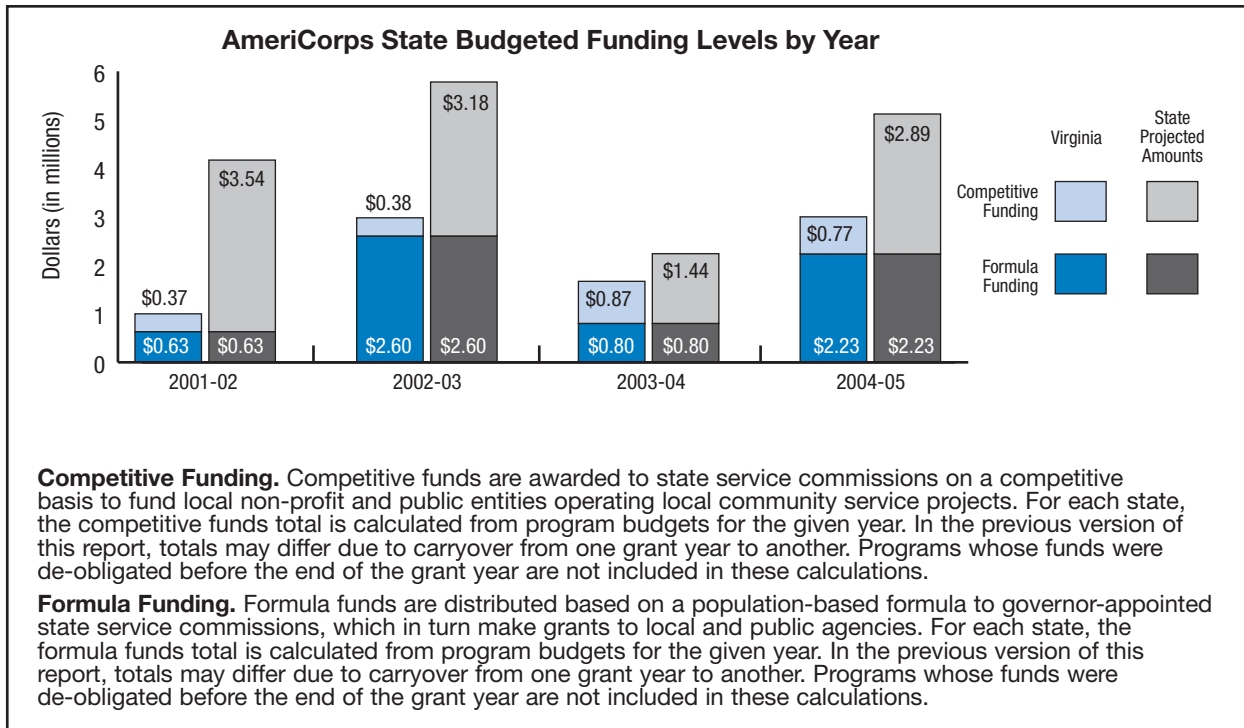
Data Source: Member data are from eSPAN, as of September 30, 2005; volunteer data are from GPRs, as of January 2006. State financial information, such as awarded Corporation and matching funds, comes from budgets as found in Grantsbase and eGrants, as of September 30, 2005.

**AmeriCorps State Members Serving in Virginia Counties: 2004-05**

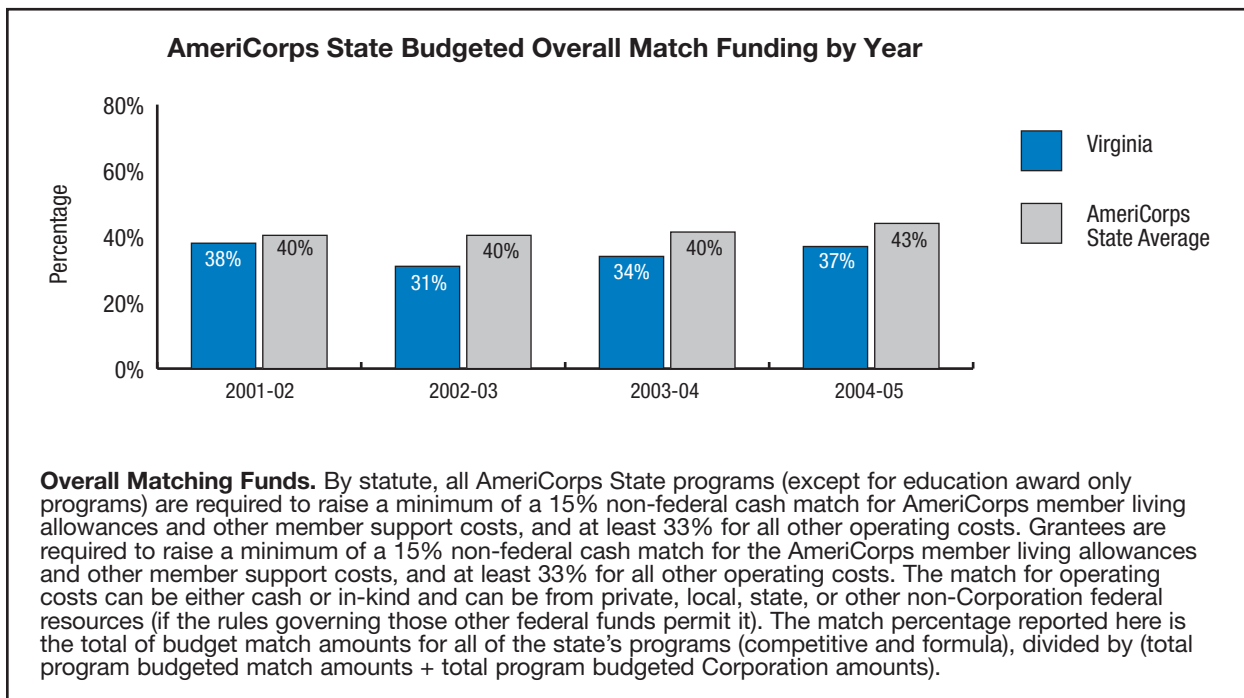


Data Source: Information on number of members and service locations was obtained through State Commission self-report.

1 Symbol placement is determined by the zip codes where members serve.



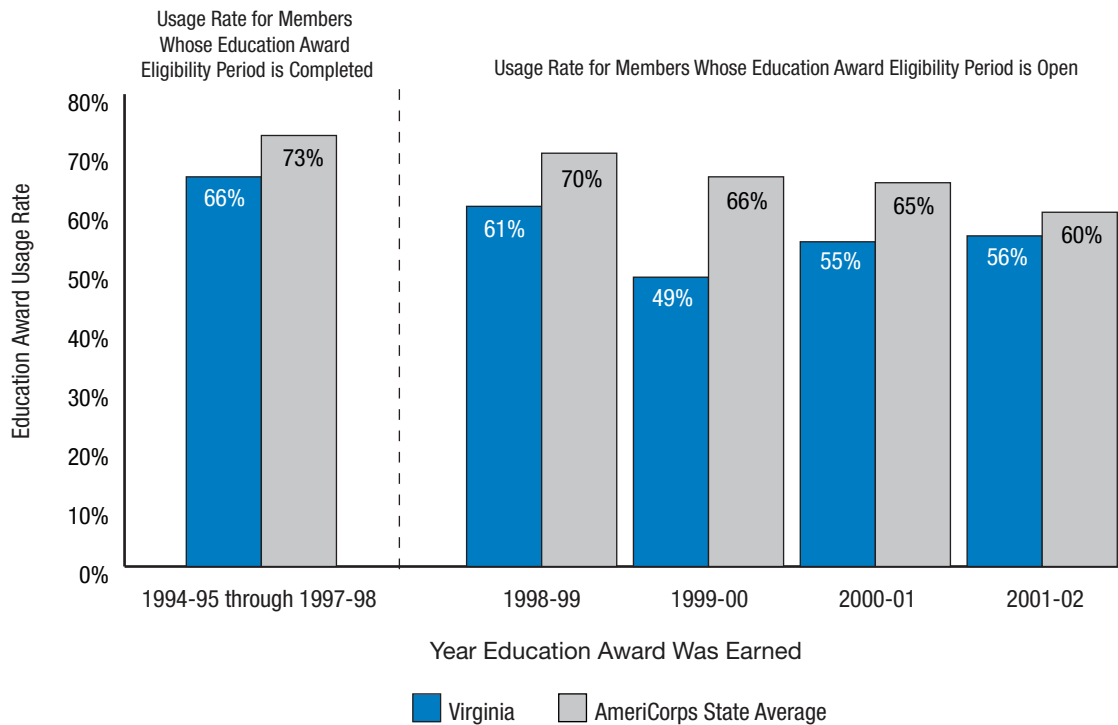
Data Source: Grantsbase and eGrants, as of September 30, 2005.



Data Source: Grantsbase and eGrants, as of September 30, 2005.



**AmeriCorps State Education Award Usage: 1994-2002<sup>1</sup>**



**Education Award.** After successfully completing a term of service, AmeriCorps members who are enrolled in the National Service Trust are eligible to receive an education award. The education award can be used to pay education costs at qualified institutions of higher education or training, or to repay qualified student loans. The award currently is \$4,725 for a year of full-time service, with correspondingly lesser awards for half-time and reduced half-time service. A member has up to seven years after his or her term of service has ended to use the award.

**Education Award Usage.** Education award usage is generated from eSpan. For education award usage rates, we examined awards in which members had 3 or more years to access the award. This decision was based on evidence that most members use the education award within 3 years of earning it.

Data Source: eSPAN, as of September 14, 2005.

<sup>1</sup> For education award usage rates, we examined awards in which members have had three or more years to access the award. This decision was based on evidence that most members use the education award within three years of earning it.

For this report, we have identified members who served in 1994-1995 through 2001-2002 to examine usage rates for education awards.

**1994-1995 through 1997-1998:** Members who served in 1994-1995 through 1997-1998 have completed their seven-year education award eligibility period; because the eligibility period for using the education award is completed, we have aggregated the usage rate for these members.

**1998-1999 through 2001-2002:** Members who served in 1998-1999 through 2001-2002 have at least one year of eligibility left. As former members of these years access their education awards, these data will fluctuate as the awards remain active.

We will continue to track AmeriCorps member education award usage by year, adding an additional year in the “eligibility remaining” portion of the graph. Usage rates may differ from year to year as more earned education award money is withdrawn from members’ Trust accounts. As members end their seven-year period of eligibility they will be added to the “eligibility completed” group.





**Performance Highlights<sup>1</sup> for Washington**

**2003-2004**

**EDUCATION**

(6 subgrantees reporting)  
 14,918 students in grades 1-12 received tutoring.  
 2,405 people received job development counseling.  
 1,384 in-class enrichment sessions were provided, benefiting 9,934 students.  
 3,300 students benefited from service-learning or other community education activities.

**HOMELAND SECURITY**

(2 subgrantees reporting)  
 94 people received information concerning homeland security risks and prevention.

**HUMAN NEEDS**

(3 subgrantees reporting)  
 11,000 pounds of food and/or clothing were packed and organized by members for distribution.  
 5 homes for low-income people were renovated, rehabilitated or completed.

**PUBLIC SAFETY**

(3 subgrantees reporting)  
 3,232 people received anti-victimization counseling or training, or assistance in negotiating the justice system.  
 14 programs in conflict mediation/resolution were conducted, benefiting 800 people.

**COMMUNITY STRENGTHENING**

(8 subgrantees reporting)  
 782 students benefited from members organizing or conducting service-learning or community education activities.  
 21 out-of-class enrichment sessions were provided, benefiting 3,049 students.  
 35 homeless individuals were given shelter or vouchers for shelter.

**VOLUNTEER LEVERAGING**

(10 subgrantees reporting)  
 30,670 volunteers were recruited to help with community programs.

**MEMBER DEVELOPMENT**

(8 subgrantees reporting)  
 581 members were trained in citizenship and civic responsibility.  
 31 members were trained in CPR, first aid, and emergency response.

**2004-2005**

**EDUCATION**

(8 subgrantees reporting)  
 5,063 people received job development counseling.  
 19,889 students in grades 1-12 received tutoring.  
 22 out-of-class enrichment activities were provided, benefiting 320 students.

**ENVIRONMENT**

(1 subgrantee reporting)  
 5 miles of rivers, river banks, beaches and fish habitat were restored or conserved.  
 66 environmental projects were completed, including repairing dams and planting 370,249 trees.

**HUMAN NEEDS**

(4 subgrantees reporting)  
 9 low-income housing units were constructed for disabled or elderly residents.  
 3 community buildings were rehabilitated or renovated, benefiting 154 people.  
 129 parents or families received training on parenting skill development.  
 Nearly 700 individuals were counseled regarding substance abuse prevention or related issues.

**PUBLIC SAFETY**

(1 subgrantee reporting)  
 4 conflict resolution programs were provided in schools, benefiting over 1,800 people.

**COMMUNITY STRENGTHENING**

(12 subgrantees reporting)  
 Members distributed information regarding community services to more than 500 people.  
 208 youth completed a service-learning project based on a civic engagement curriculum.

**VOLUNTEER LEVERAGING**

(12 subgrantees reporting)  
 51,283 volunteers were recruited for a wide range of educational and human needs services.

**MEMBER DEVELOPMENT**

(12 subgrantees reporting)  
 786 members were trained in citizenship and civic responsibility.  
 120 members were trained in CPR, first aid, and emergency response.

Data Source: All data are aggregates of the data subgrantees report in the AmeriCorps Progress Reports. State Commissions review subgrantees' reports, and then submit approved information to AmeriCorps through the Grantee Progress Reports (GPR). AmeriCorps programs vary in their start and end dates, and not all programs operate during the same timeframe. During any given year the time period of activity reported is between October 1st through September 30th. Any program activity that may have occurred after September 30, 2005 is not captured in this report.

<sup>1</sup> For Washington, all 2003-2004 performance highlights are based on Formula and Competitive Award subgrantee self-report (total number of subgrantees for Washington in 2003-2004 was 10). For 2004-2005, all performance highlights are based on Formula and Competitive Award subgrantee self-report (total number of subgrantees for Washington in 2004-2005 was 12).






**Washington at a Glance: 2003-04**

Number of members serving	581	Overall Funding	\$7,131,813
Fill Rate	99%	Formula Award	\$1,080,653
Completion Rate	86%	Competitive Award	\$6,051,160
Number of volunteers leveraged	30,670	Education Award Program Funding	\$0

Data Source: Member data are from eSPAN, as of September 30, 2005; volunteer data are from GPRs, as of January 2006. State financial information, such as awarded Corporation and matching funds, comes from budgets as found in Grantsbase and eGrants, as of September 30, 2005.

**AmeriCorps State Members Serving in Washington Counties: 2003-04**



Data Source: Information on number of members and service locations was obtained through State Commission self-report.

1 Symbol placement is determined by the zip codes where members serve.




**Washington at a Glance: 2004-05**

Number of members serving	1,075	Overall Funding	\$12,263,936
Fill Rate	97%	Formula Award	\$1,687,457
Completion Rate	81%	Competitive Award	\$10,576,479
Number of volunteers leveraged	51,283	Education Award Program Funding	\$0

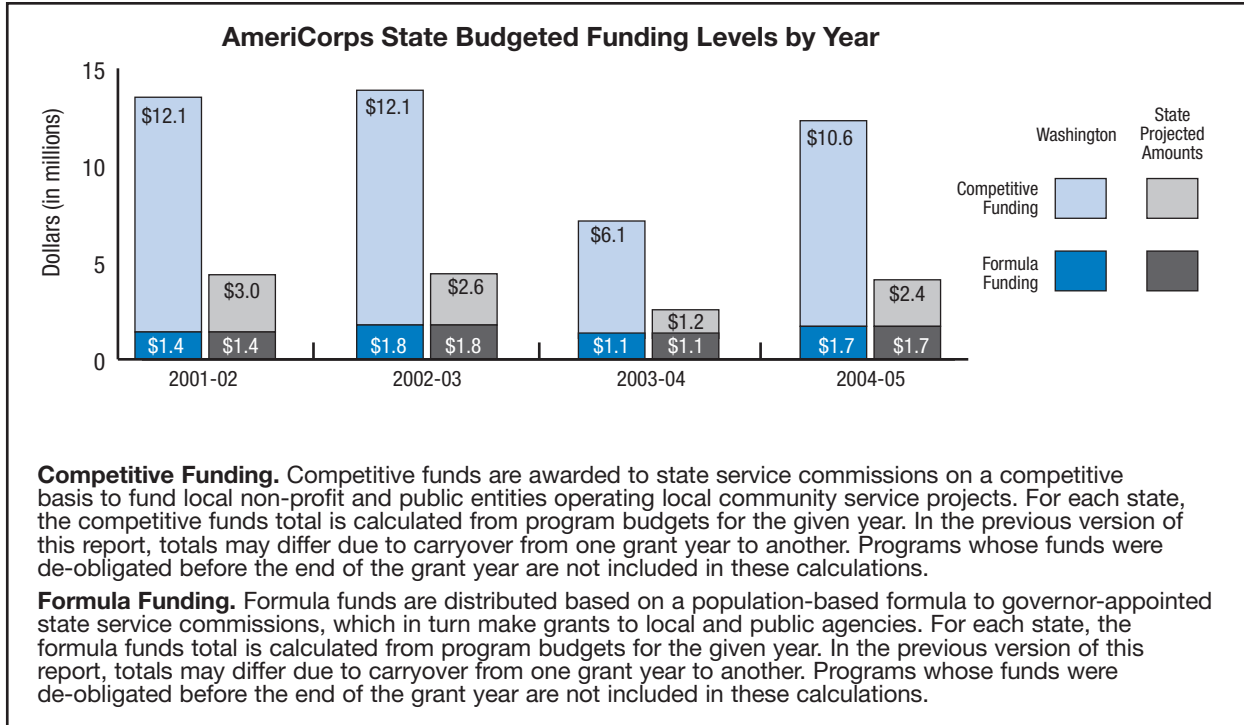
Data Source: Member data are from eSPAN, as of September 30, 2005; volunteer data are from GPRs, as of January 2006. State financial information, such as awarded Corporation and matching funds, comes from budgets as found in Grantsbase and eGrants, as of September 30, 2005.

**AmeriCorps State Members Serving in Washington Counties: 2004-05**

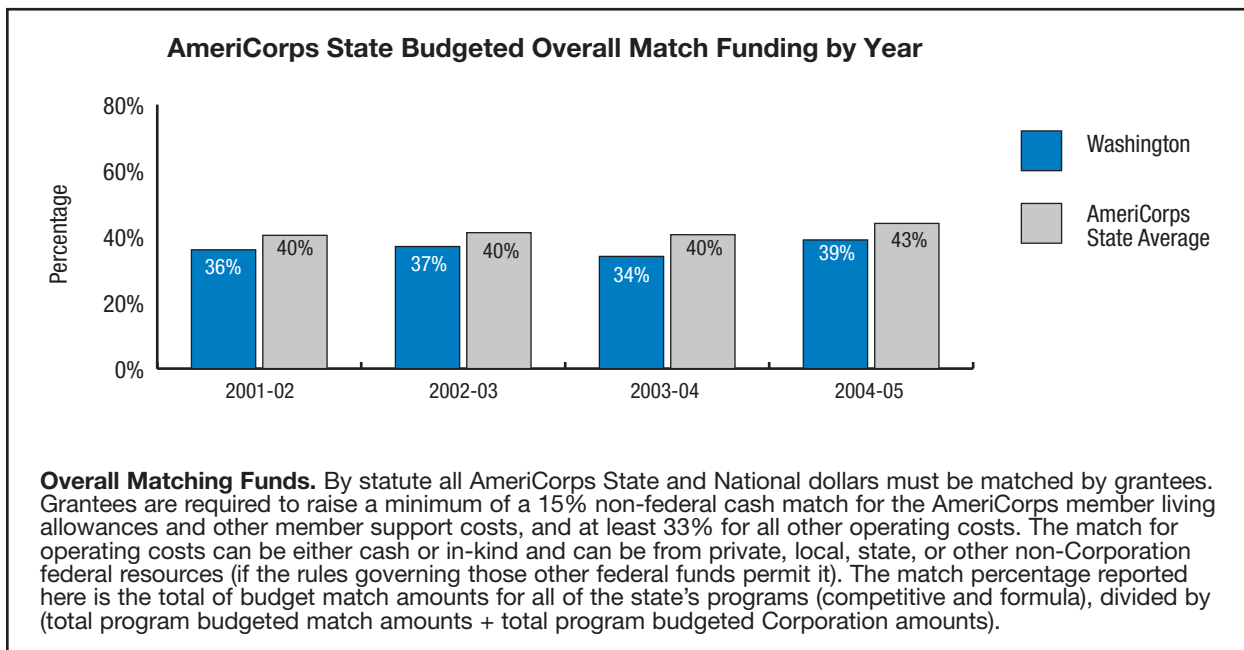


Data Source: Information on number of members and service locations was obtained through State Commission self-report.

<sup>1</sup> Symbol placement is determined by the zip codes where members serve.



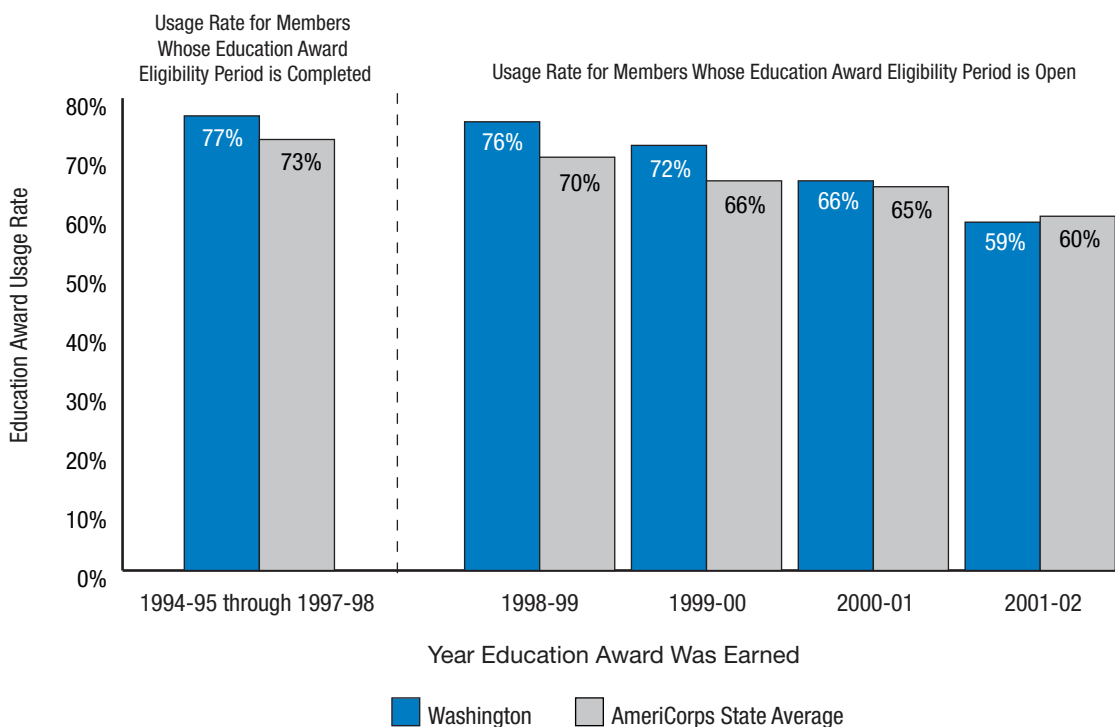
Data Source: Grantsbase and eGrants, as of September 30, 2005.



Data Source: Grantsbase and eGrants, as of September 30, 2005.



**AmeriCorps State Education Award Usage: 1994-2002<sup>1</sup>**



**Education Award.** After successfully completing a term of service, AmeriCorps members who are enrolled in the National Service Trust are eligible to receive an education award. The education award can be used to pay education costs at qualified institutions of higher education or training, or to repay qualified student loans. The award currently is \$4,725 for a year of full-time service, with correspondingly lesser awards for half-time and reduced half-time service. A member has up to seven years after his or her term of service has ended to use the award.

**Education Award Usage.** Education award usage is generated from eSpan. For education award usage rates, we examined awards in which members had 3 or more years to access the award. This decision was based on evidence that most members use the education award within 3 years of earning it.

Data Source: eSPAN, as of September 14, 2005.

<sup>1</sup> For education award usage rates, we examined awards in which members have had three or more years to access the award. This decision was based on evidence that most members use the education award within three years of earning it.

For this report, we have identified members who served in 1994-1995 through 2001-2002 to examine usage rates for education awards.

**1994-1995 through 1997-1998:** Members who served in 1994-1995 through 1997-1998 have completed their seven-year education award eligibility period; because the eligibility period for using the education award is completed, we have aggregated the usage rate for these members.

**1998-1999 through 2001-2002:** Members who served in 1998-1999 through 2001-2002 have at least one year of eligibility left. As former members of these years access their education awards, these data will fluctuate as the awards remain active.

We will continue to track AmeriCorps member education award usage by year, adding an additional year in the “eligibility remaining” portion of the graph. Usage rates may differ from year to year as more earned education award money is withdrawn from members’ Trust accounts. As members end their seven-year period of eligibility they will be added to the “eligibility completed” group.



**Performance Highlights<sup>1</sup> for West Virginia**

**2003-2004**

**EDUCATION**

(4 subgrantees reporting)  
 393 adults received training in GED or basic skills development.  
 2,240 students in grades 1-12 received tutoring.  
 121 children in Head Start or kindergarten were taught by members.  
 334 in-class enrichment sessions were provided, benefiting thousands of students.  
 3,334 at-risk children were mentored.  
 628 children received home visits.  
 1,478 individuals were counseled concerning children's success in school.

**HUMAN NEEDS**

(2 subgrantees reporting)  
 1,102 individuals' specific support needs were identified or addressed.  
 30 low-income housing units for elderly or disabled citizens were constructed.  
 1,399 people received transportation in support of human service activities.

**COMMUNITY STRENGTHENING**

(4 subgrantees reporting)  
 Members worked in partnership with faith-based or small CBOs, benefiting 105 people.  
 190 people were assisted in business development activities.

**VOLUNTEER LEVERAGING**

(4 subgrantees reporting)  
 Members provided volunteer opportunities through organized service days for the community, benefiting 6,212 people.  
 Members recruited, trained, placed and followed up with volunteers who provided services, benefiting 3,334 people.

**MEMBER DEVELOPMENT**

(6 subgrantees reporting)  
 86 members were trained in citizenship and civic responsibility.  
 509 members received life skills training.  
 588 members received training in technical skills related to carrying out their assignments.

**2004-2005**

**EDUCATION**

(7 subgrantees reporting)  
 654 adults received training in GED or basic skills development.  
 4,640 students in grades 1-12 received tutoring.  
 145 children in Head Start or kindergarten were taught by members.  
 915 students and community members were engaged in service-learning projects.  
 365 children received home visits.  
 1,731 individuals were counseled in promoting success in school.  
 3,232 at-risk children were mentored.  
 270 individuals were provided anti-victimization and substance abuse counseling.

**HUMAN NEEDS**

(2 subgrantees reporting)  
 2,751 people received transportation in support of human service activities.  
 918 individuals' specific support needs were identified or addressed.  
 48 low-income housing units for elderly or disabled residents were constructed.

**COMMUNITY STRENGTHENING**

(8 subgrantees reporting)  
 1,000 books were gathered and maintained for library collections.

**VOLUNTEER LEVERAGING**

(8 subgrantees reporting)  
 Members provided volunteer opportunities through organized service days for the community, benefiting 10,086 people.  
 405 volunteers were recruited to assist in addressing human needs issues.

**MEMBER DEVELOPMENT**

(6 subgrantees reporting)  
 99 members received training in technical skills related to carrying out their assignments.  
 80 members were trained in citizenship and civic responsibility.  
 95 members were trained in life skills such as organizational skills, problem solving, teamwork and conflict resolution.

Data Source: All data are aggregates of the data subgrantees report in the AmeriCorps Progress Reports. State Commissions review subgrantees' reports, and then submit approved information to AmeriCorps through the Grantee Progress Reports (GPR). AmeriCorps programs vary in their start and end dates, and not all programs operate during the same timeframe. During any given year the time period of activity reported is between October 1st through September 30th. Any program activity that may have occurred after September 30, 2005 is not captured in this report.

<sup>1</sup> For West Virginia, all 2003-2004 performance highlights are based on Formula and Competitive Award subgrantee self-report (total number of subgrantees for West Virginia in 2003-2004 was 7). For 2004-2005, all performance highlights are based on Formula and Competitive Award subgrantee self-report (total number of subgrantees for West Virginia in 2004-2005 was 8).

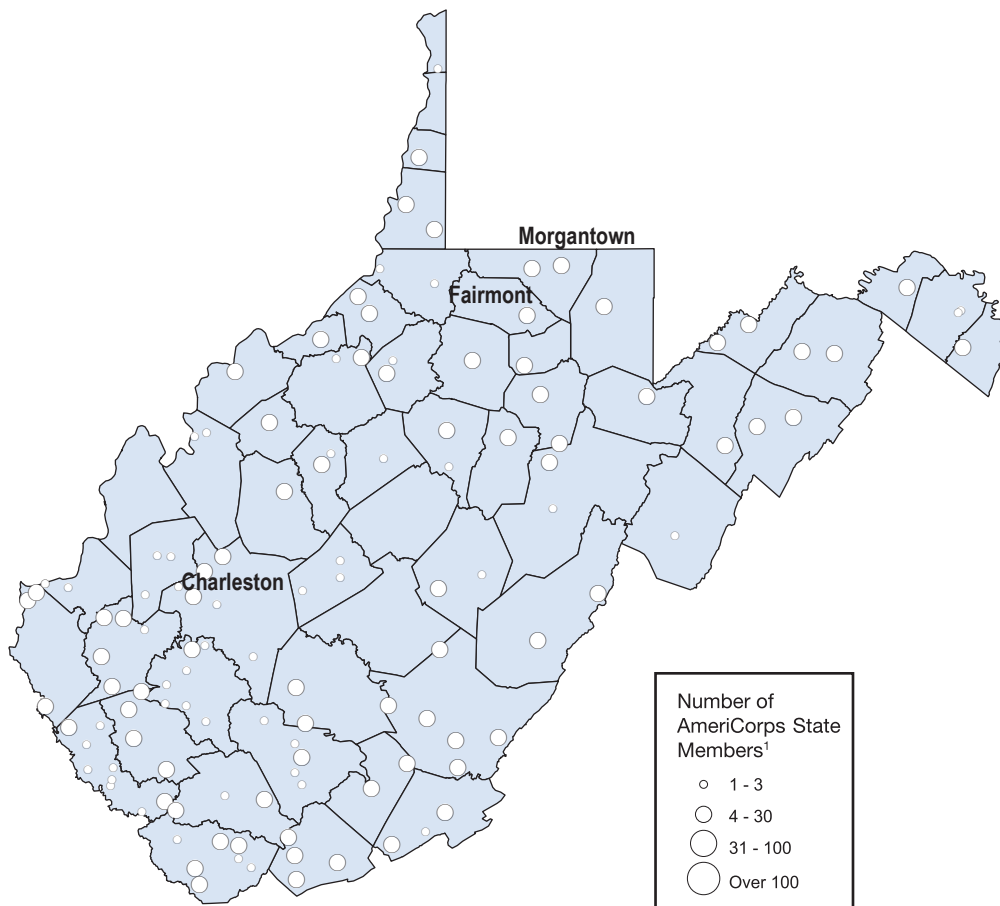


**West Virginia at a Glance: 2003-04**

Number of members serving	606	Overall Funding	\$5,316,121
Fill Rate	94%	Formula Award	\$2,521,310
Completion Rate	94%	Competitive Award	\$2,794,811
Number of volunteers leveraged	10,254	Education Award Program Funding	\$0

Data Source: Member data are from eSPAN, as of September 30, 2005; volunteer data are from GPRs, as of January 2006. State financial information, such as awarded Corporation and matching funds, comes from budgets as found in Grantsbase and eGrants, as of September 30, 2005.

**AmeriCorps State Members Serving in West Virginia Counties: 2003-04**



Data Source: Information on number of members and service locations was obtained through State Commission self-report.

1 Symbol placement is determined by the zip codes where members serve.

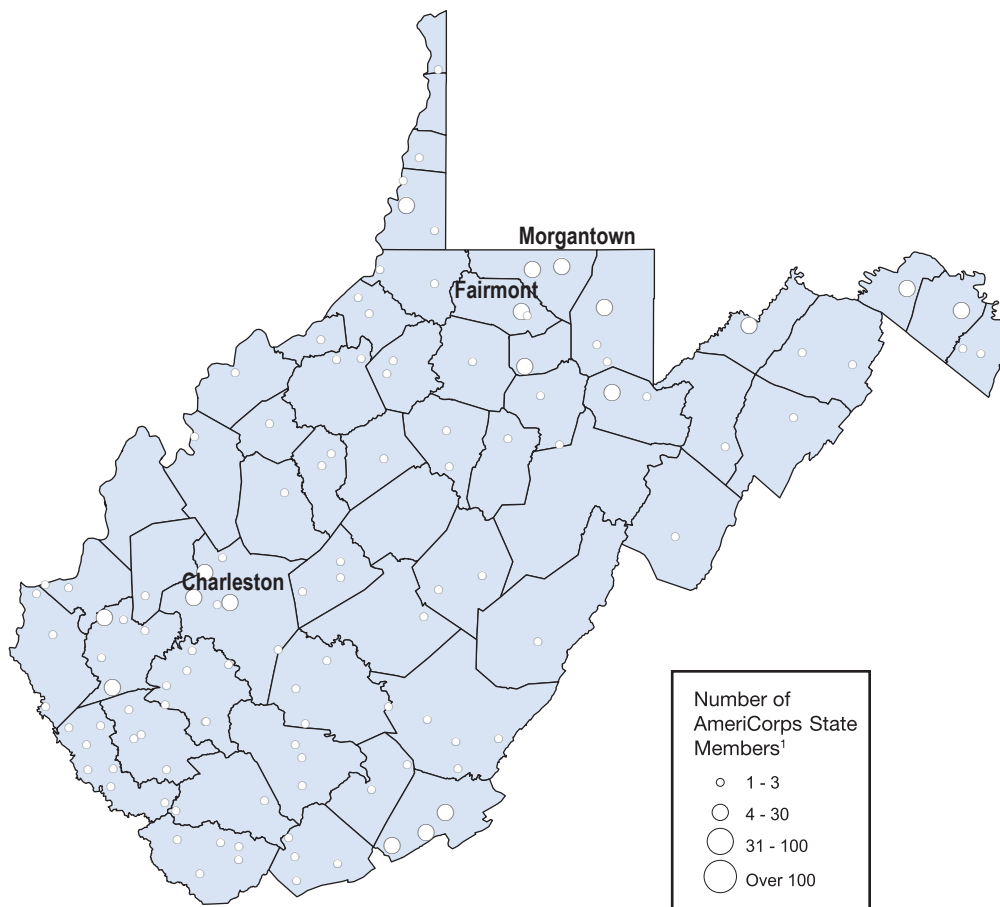


**West Virginia at a Glance: 2004-05**

Number of members serving	673	Overall Funding	\$3,132,883
Fill Rate	72%	Formula Award	\$551,573
Completion Rate	94%	Competitive Award	\$2,521,310
Number of volunteers leveraged	11,420	Education Award Program Funding	\$60,000

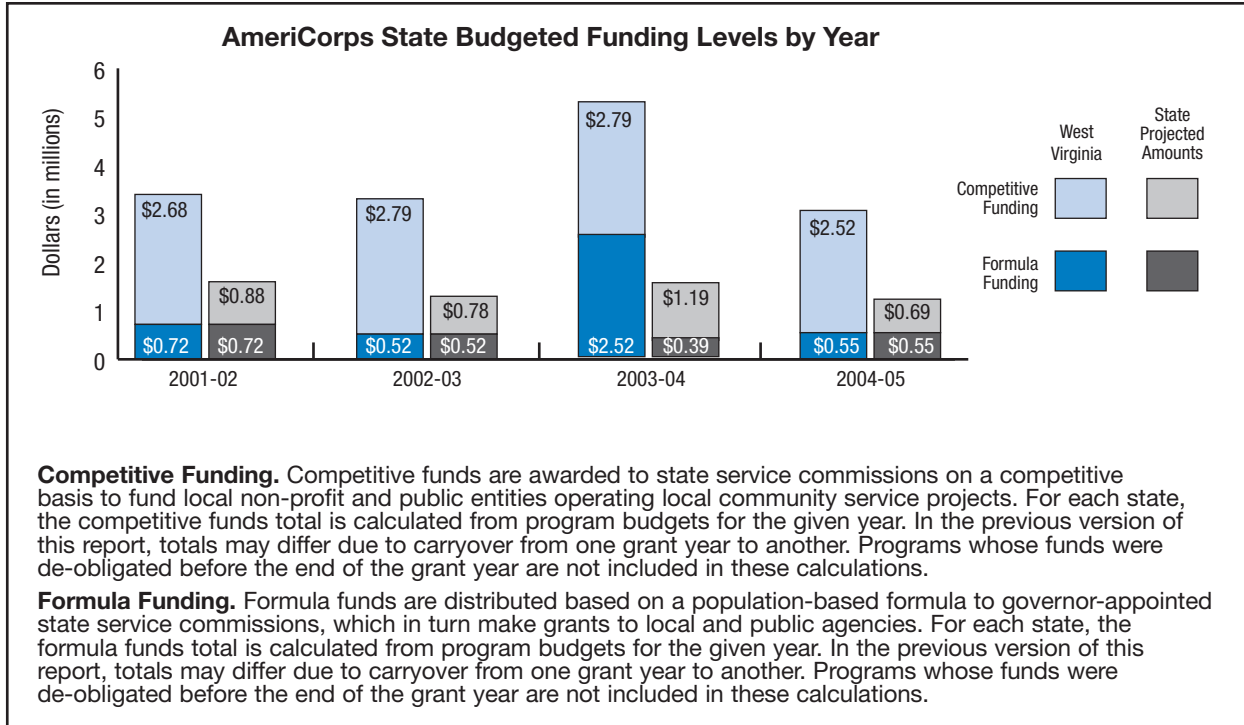
Data Source: Member data are from eSPAN, as of September 30, 2005; volunteer data are from GPRs, as of January 2006. State financial information, such as awarded Corporation and matching funds, comes from budgets as found in Grantsbase and eGrants, as of September 30, 2005.

**AmeriCorps State Members Serving in West Virginia Counties: 2004-05**

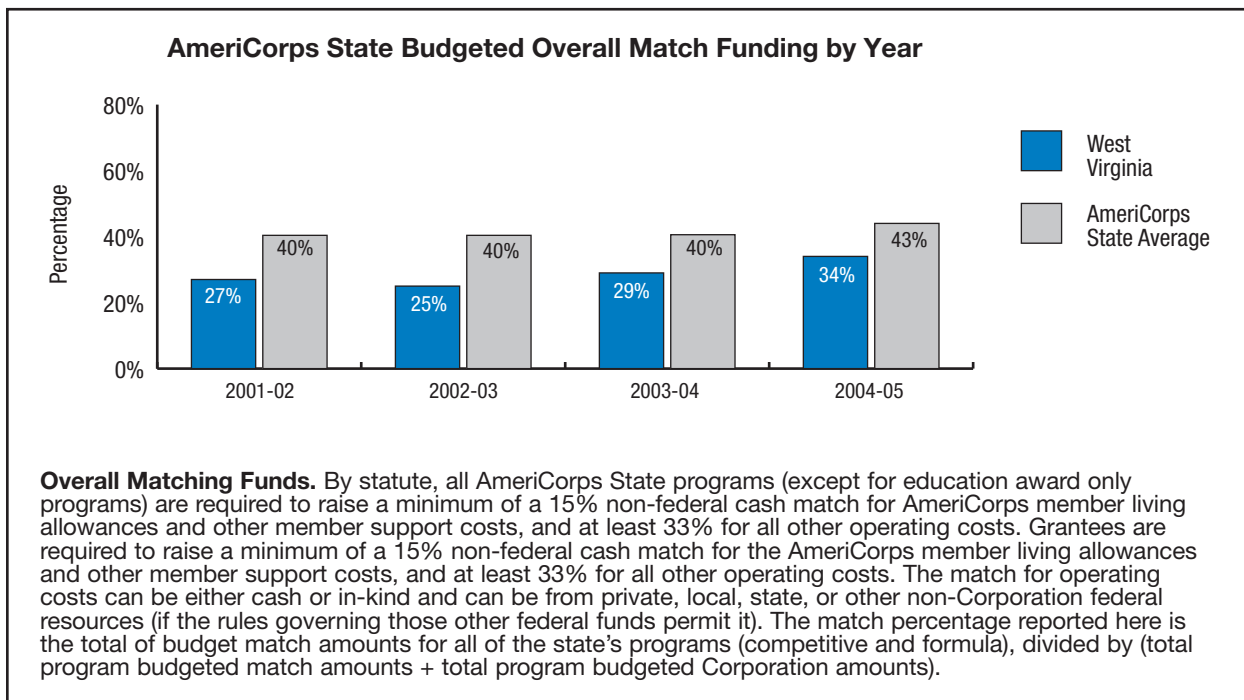


Data Source: Information on number of members and service locations was obtained through State Commission self-report.

1 Symbol placement is determined by the zip codes where members serve.



Data Source: Grantsbase and eGrants, as of September 30, 2005.

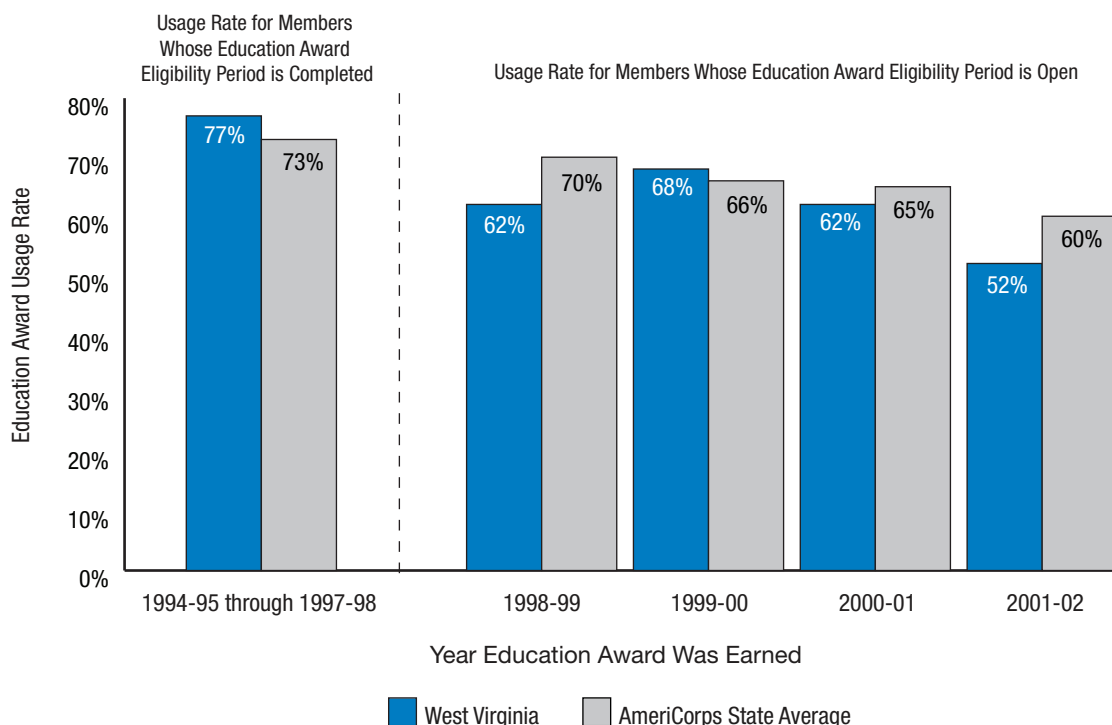


Data Source: Grantsbase and eGrants, as of September 30, 2005.





**AmeriCorps State Education Award Usage: 1994-2002<sup>1</sup>**



**Education Award.** After successfully completing a term of service, AmeriCorps members who are enrolled in the National Service Trust are eligible to receive an education award. The education award can be used to pay education costs at qualified institutions of higher education or training, or to repay qualified student loans. The award currently is \$4,725 for a year of full-time service, with correspondingly lesser awards for half-time and reduced half-time service. A member has up to seven years after his or her term of service has ended to use the award.

**Education Award Usage.** Education award usage is generated from eSpan. For education award usage rates, we examined awards in which members had 3 or more years to access the award. This decision was based on evidence that most members use the education award within 3 years of earning it.

Data Source: eSPAN, as of September 14, 2005.

<sup>1</sup> For education award usage rates, we examined awards in which members have had three or more years to access the award. This decision was based on evidence that most members use the education award within three years of earning it.

For this report, we have identified members who served in 1994-1995 through 2001-2002 to examine usage rates for education awards.

**1994-1995 through 1997-1998:** Members who served in 1994-1995 through 1997-1998 have completed their seven-year education award eligibility period; because the eligibility period for using the education award is completed, we have aggregated the usage rate for these members.

**1998-1999 through 2001-2002:** Members who served in 1998-1999 through 2001-2002 have at least one year of eligibility left. As former members of these years access their education awards, these data will fluctuate as the awards remain active.

We will continue to track AmeriCorps member education award usage by year, adding an additional year in the “eligibility remaining” portion of the graph. Usage rates may differ from year to year as more earned education award money is withdrawn from members’ Trust accounts. As members end their seven-year period of eligibility they will be added to the “eligibility completed” group.



**Performance Highlights<sup>1</sup> for Wisconsin**

**2003-2004**

**EDUCATION**

(6 subgrantees reporting)  
 814 students in grades 1-12 received tutoring in reading and literacy skills.  
 4,326 students were involved in service-learning and community education projects.  
 87 adults were provided with GED or other adult education assistance.

**ENVIRONMENT**

(1 subgrantee reporting)  
 6 energy-efficient homes were constructed for low-income families.

**HOMELAND SECURITY**

(1 subgrantee reporting)  
 1,813 disaster education activities were conducted, including presentations, drills and exercises, and information distribution.

**HUMAN NEEDS**

(3 subgrantees reporting)  
 23,199 meals were served and 3,467 bags of groceries were distributed.  
 1,146 youth benefited from Direct Service Outreach to Runaways provided by AmeriCorps members.

**COMMUNITY STRENGTHENING**

(10 subgrantees reporting)  
 70 members participated in community service projects as part of national days of service.

**VOLUNTEER LEVERAGING**

(10 subgrantees reporting)  
 4,446 volunteers were recruited by AmeriCorps members for services such as tutoring, assisting the elderly or disabled with yard work, and service-learning projects.

**MEMBER DEVELOPMENT**

(10 subgrantees reporting)  
 84 members received career development advice or counseling.  
 297 members were trained in citizenship and civic responsibility.  
 65 members received life skills training.  
 34 members were trained in CPR, first aid and emergency response.

**2004-2005**

**EDUCATION**

(7 subgrantees reporting)  
 3,521 students in grades 1-12 received tutoring in reading and other academic skills.  
 1,400 students were involved in service-learning and community education activities.  
 58 adults were provided with GED or basic skills development.

**ENVIRONMENT**

(2 subgrantees reporting)  
 15 conservation projects were completed in parks and a river conservancy.  
 4,966 people benefited from 138 training sessions on addressing environmental problems.

**HOMELAND SECURITY**

(2 subgrantees reporting)  
 1,017 disaster preparedness education presentations were made, benefiting 31,529 people.

**HUMAN NEEDS**

(8 subgrantees reporting)  
 25 homes were constructed or renovated, benefiting 29 residents.  
 1,778 runaway youth were referred to outreach services.  
 23,223 free meals were served and 2,897 bags of groceries were distributed.

**COMMUNITY STRENGTHENING**

(17 subgrantees reporting)  
 17 organizations benefited from an interagency collaboration with the American Red Cross.

**VOLUNTEER LEVERAGING**

(17 subgrantees reporting)  
 15,060 volunteers were recruited for national days of service, service-learning projects in communities, and volunteer service within several community-based organizations.

**MEMBER DEVELOPMENT**

(17 subgrantees reporting)  
 70 members received academic preparation toward their GED or high school diploma.  
 551 members were trained in citizenship and civic responsibility.  
 52 members were trained in CPR, first aid, and emergency response.

Data Source: All data are aggregates of the data subgrantees report in the AmeriCorps Progress Reports. State Commissions review subgrantees' reports, and then submit approved information to AmeriCorps through the Grantee Progress Reports (GPR). AmeriCorps programs vary in their start and end dates, and not all programs operate during the same timeframe. During any given year the time period of activity reported is between October 1st through September 30th. Any program activity that may have occurred after September 30, 2005 is not captured in this report.

<sup>1</sup> For Wisconsin, all 2003-2004 performance highlights are based on Formula, Competitive, and Education Award subgrantee self-report (total number of subgrantees for Wisconsin in 2003-2004 was 17). For 2004-2005, all performance highlights are based on Formula, Competitive, and Education Award subgrantee self-report (total number of subgrantees for Wisconsin in 2004-2005 was 17).

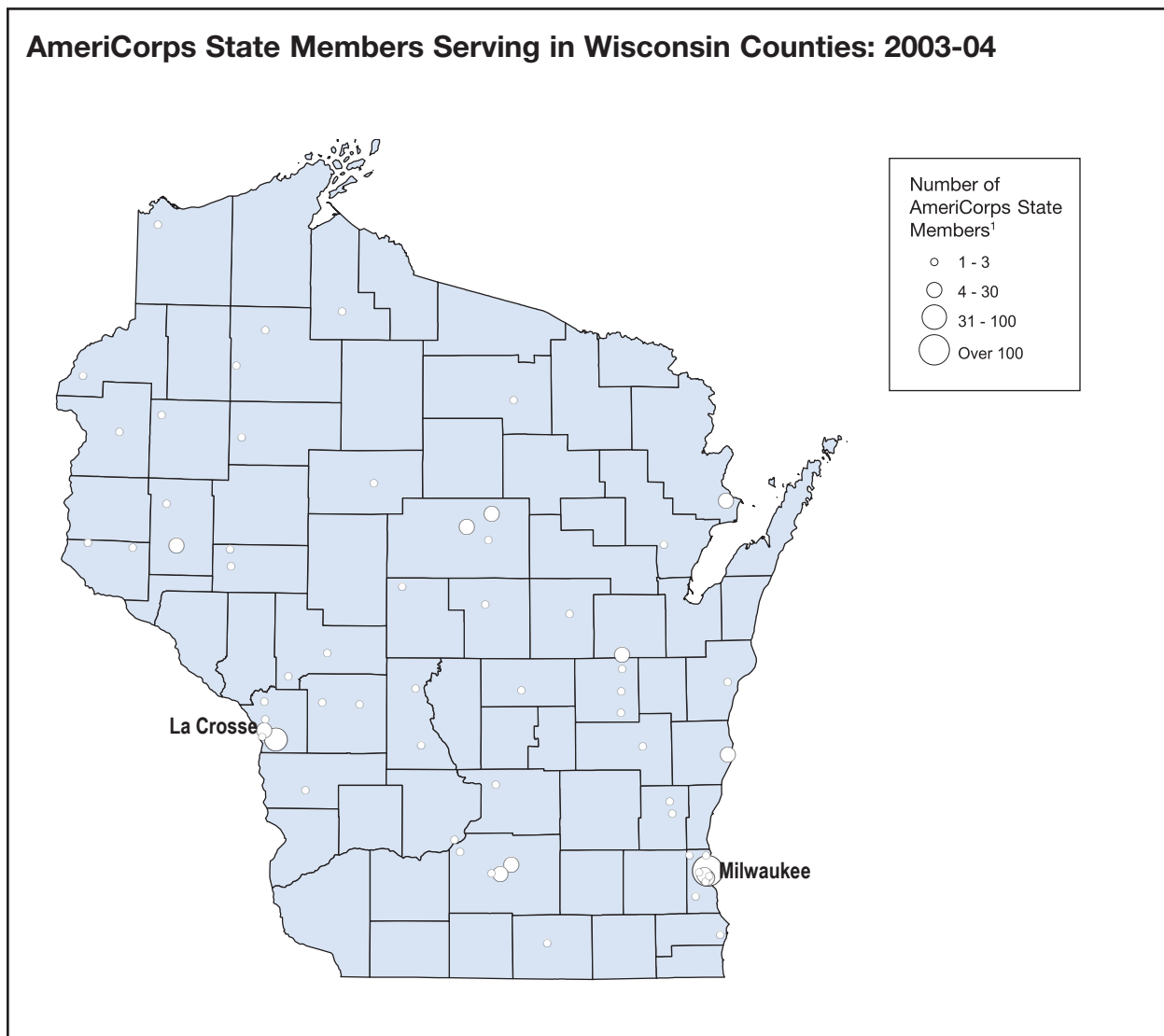


**Wisconsin at a Glance: 2003-04**

Number of members serving	311	Overall Funding	\$2,321,926
Fill Rate	89%	Formula Award	\$1,281,000
Completion Rate	90%	Competitive Award	\$990,926
Number of volunteers leveraged	4,446	Education Award Program Funding	\$50,000

Data Source: Member data are from eSPAN, as of September 30, 2005; volunteer data are from GPRs, as of January 2006. State financial information, such as awarded Corporation and matching funds, comes from budgets as found in Grantsbase and eGrants, as of September 30, 2005.

**AmeriCorps State Members Serving in Wisconsin Counties: 2003-04**



Data Source: Information on number of members and service locations was obtained through State Commission self-report.

1 Symbol placement is determined by the zip codes where members serve.

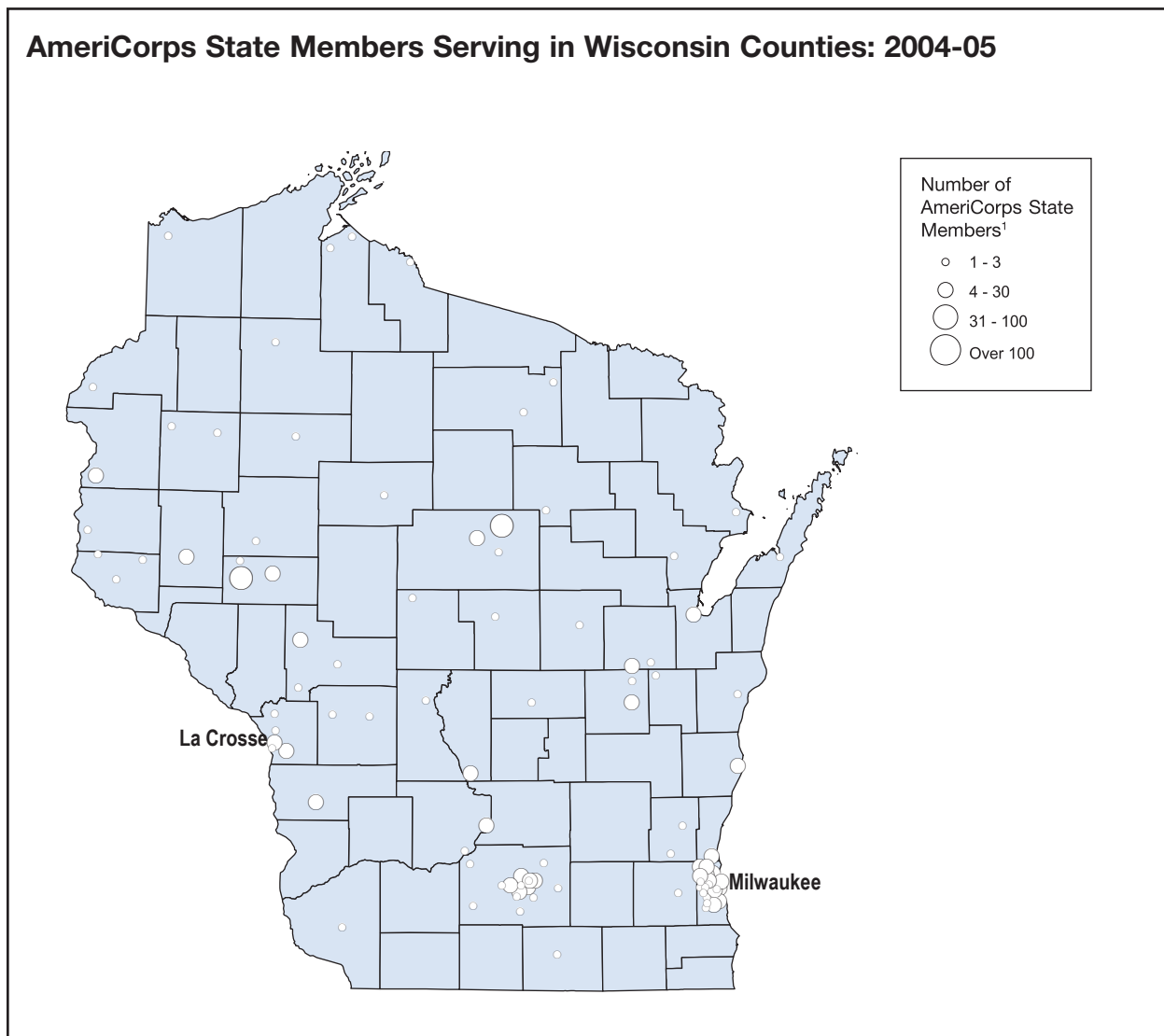


**Wisconsin at a Glance: 2004-05**

Number of members serving	671	Overall Funding	\$4,133,998
Fill Rate	97%	Formula Award	\$1,775,132
Completion Rate	86%	Competitive Award	\$2,288,866
Number of volunteers leveraged	15,060	Education Award Program Funding	\$70,000

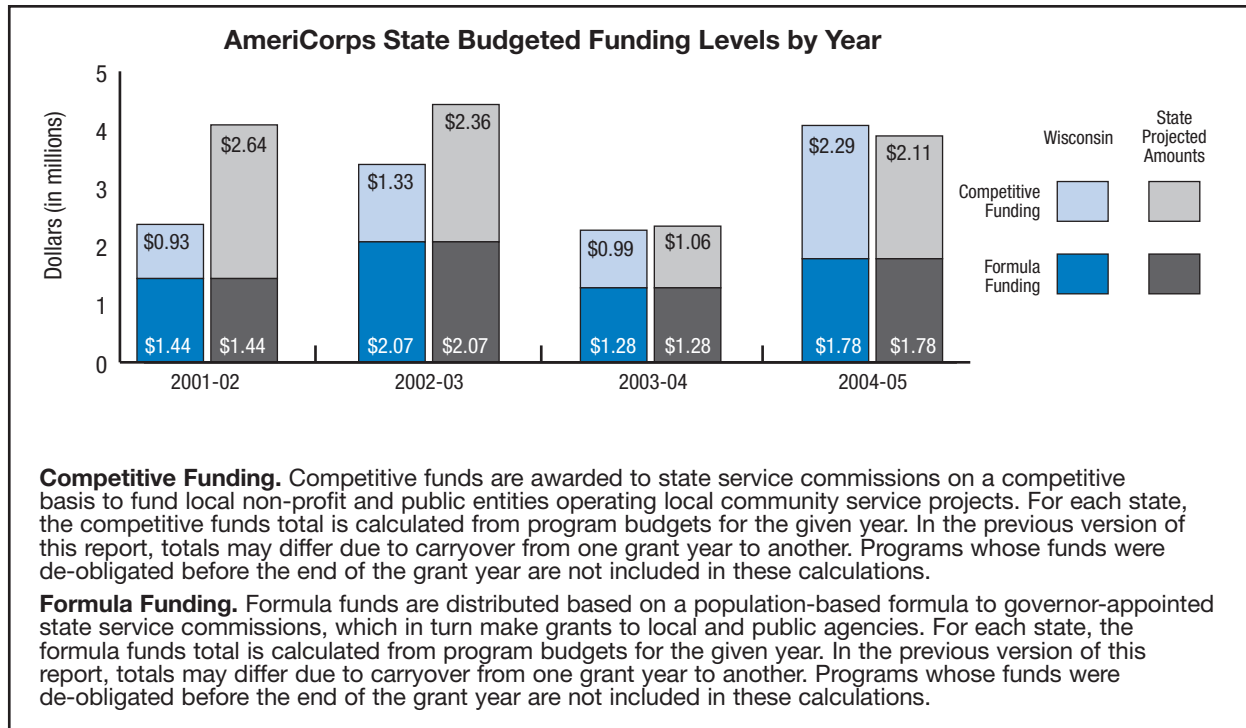
Data Source: Member data are from eSPAN, as of September 30, 2005; volunteer data are from GPRs, as of January 2006. State financial information, such as awarded Corporation and matching funds, comes from budgets as found in Grantsbase and eGrants, as of September 30, 2005.

**AmeriCorps State Members Serving in Wisconsin Counties: 2004-05**

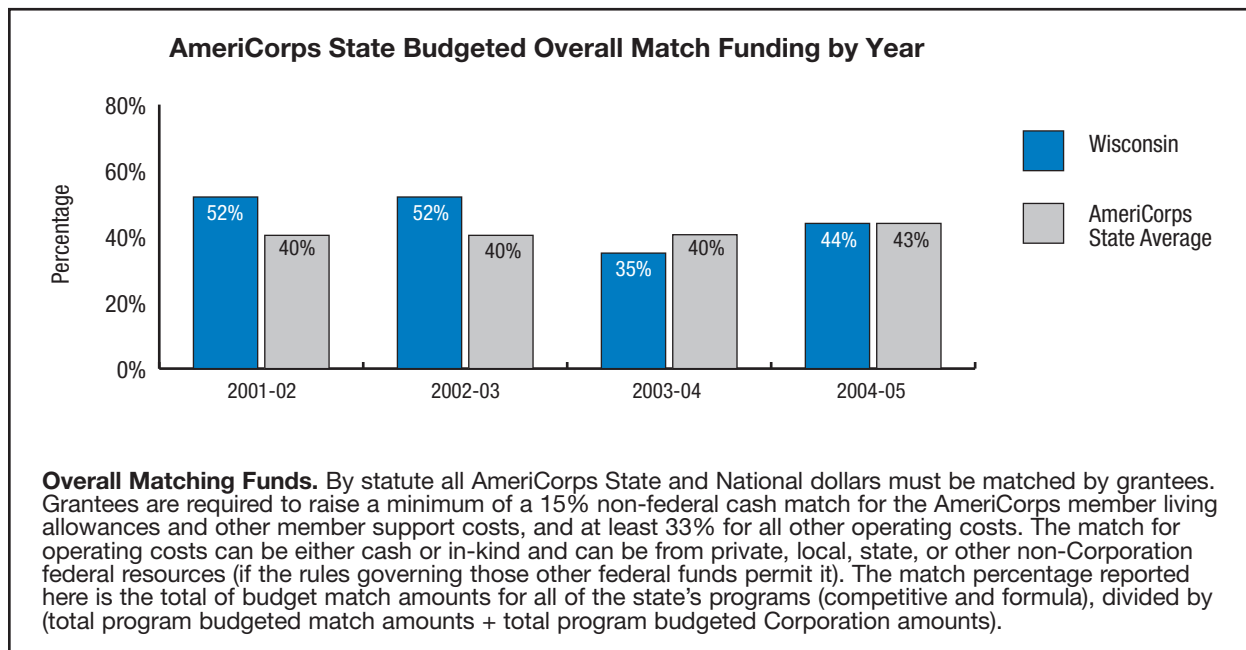


Data Source: Information on number of members and service locations was obtained through State Commission self-report.

1 Symbol placement is determined by the zip codes where members serve.



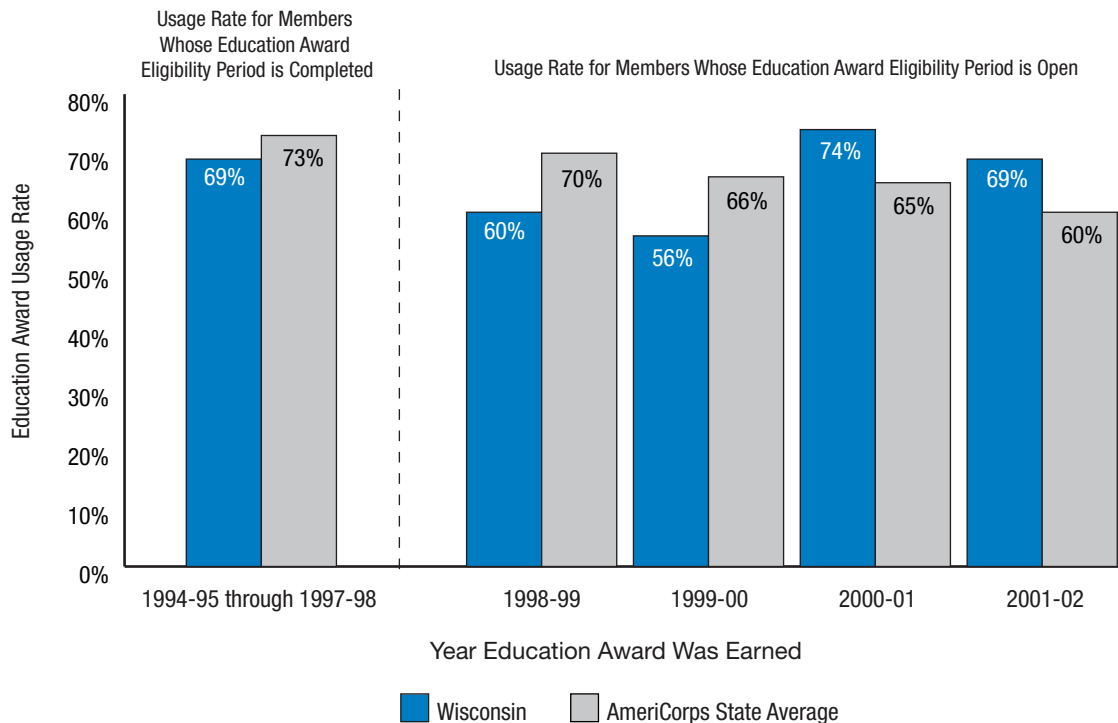
Data Source: Grantsbase and eGrants, as of September 30, 2005.



Data Source: Grantsbase and eGrants, as of September 30, 2005.



**AmeriCorps State Education Award Usage: 1994-2002<sup>1</sup>**



**Education Award.** After successfully completing a term of service, AmeriCorps members who are enrolled in the National Service Trust are eligible to receive an education award. The education award can be used to pay education costs at qualified institutions of higher education or training, or to repay qualified student loans. The award currently is \$4,725 for a year of full-time service, with correspondingly lesser awards for half-time and reduced half-time service. A member has up to seven years after his or her term of service has ended to use the award.

**Education Award Usage.** Education award usage is generated from eSpan. For education award usage rates, we examined awards in which members had 3 or more years to access the award. This decision was based on evidence that most members use the education award within 3 years of earning it.

Data Source: eSPAN, as of September 14, 2005.

<sup>1</sup> For education award usage rates, we examined awards in which members have had three or more years to access the award. This decision was based on evidence that most members use the education award within three years of earning it.

For this report, we have identified members who served in 1994-1995 through 2001-2002 to examine usage rates for education awards.

**1994-1995 through 1997-1998:** Members who served in 1994-1995 through 1997-1998 have completed their seven-year education award eligibility period; because the eligibility period for using the education award is completed, we have aggregated the usage rate for these members.

**1998-1999 through 2001-2002:** Members who served in 1998-1999 through 2001-2002 have at least one year of eligibility left. As former members of these years access their education awards, these data will fluctuate as the awards remain active.

We will continue to track AmeriCorps member education award usage by year, adding an additional year in the “eligibility remaining” portion of the graph. Usage rates may differ from year to year as more earned education award money is withdrawn from members’ Trust accounts. As members end their seven-year period of eligibility they will be added to the “eligibility completed” group.



**Performance Highlights<sup>1</sup> for Wyoming**

**2003-2004**

The Wyoming State Commission was not required to submit a Grantee Progress Report for 2003-2004. As a result, no performance highlights for this 2003-2004 are available for Wyoming.

**2004-2005**

**EDUCATION**

(2 subgrantees reporting)

158 students in grades 1-12 were tutored.

14 children in a child development center received assistance with literacy and social skill building to be ready for Kindergarten.

**HUMAN NEEDS**

(1 subgrantee reporting)

101 at-risk children and youth were mentored.

**COMMUNITY STRENGTHENING**

(2 subgrantees reporting)

Members generated radio and newspaper publicity for Big Brothers Big Sisters' drive to recruit volunteers.

85 books were collected and given to low-income children during the holiday season.

**MEMBER DEVELOPMENT**

(2 subgrantees reporting)

40 members were trained in technical skills related to carrying out their assignments.

Data Source: All data are aggregates of the data subgrantees report in the AmeriCorps Progress Reports. State Commissions review subgrantees' reports, and then submit approved information to AmeriCorps through the Grantee Progress Reports (GPR). AmeriCorps programs vary in their start and end dates, and not all programs operate during the same timeframe. During any given year the time period of activity reported is between October 1st through September 30th. Any program activity that may have occurred after September 30, 2005 is not captured in this report.

<sup>1</sup> For 2004-2005, all performance highlights are based on Formula Award subgrantee self-report (total number of subgrantees for Wyoming in 2004-2005 was 4).

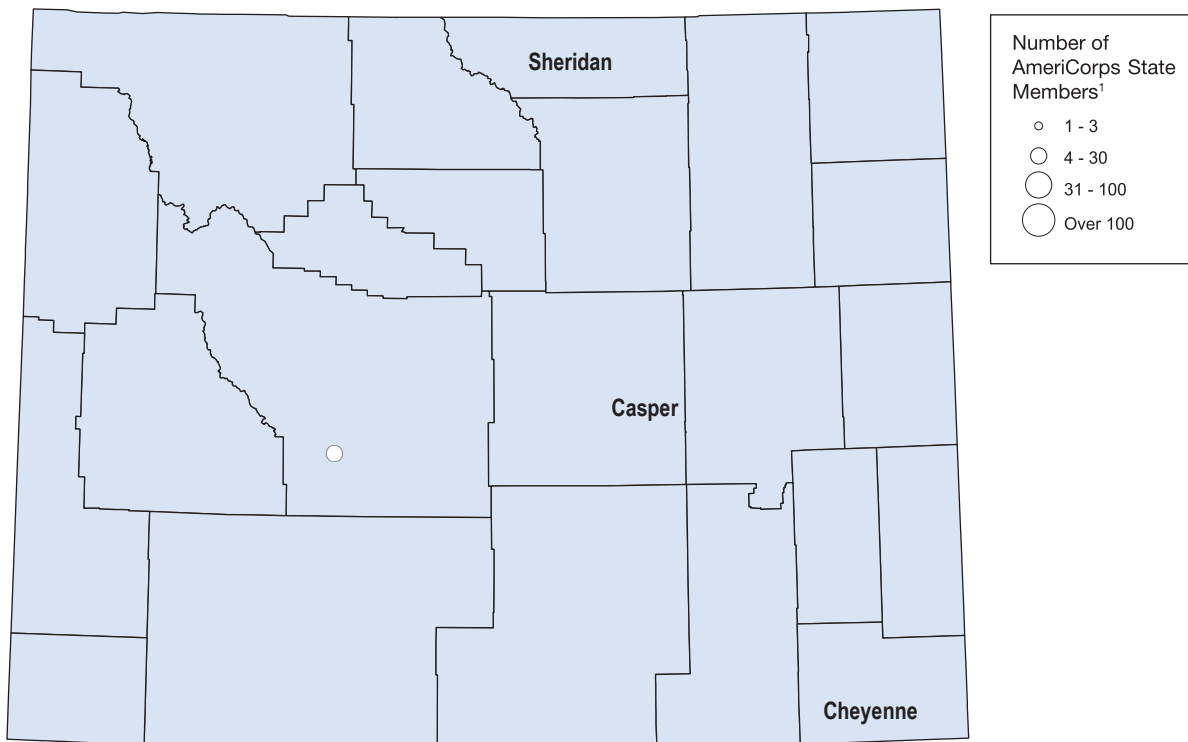


**Wyoming at a Glance: 2003-04**

Number of members serving	14	Overall Funding	\$249,350
Fill Rate	54%	Formula Award	\$249,350
Completion Rate	93%	Competitive Award	\$0
Number of volunteers leveraged	27	Education Award Program Funding	\$0

Data Source: Member data are from eSPAN, as of September 30, 2005; volunteer data are from GPRs, as of January 2006. State financial information, such as awarded Corporation and matching funds, comes from budgets as found in Grantsbase and eGrants, as of September 30, 2005.

**AmeriCorps State Members Serving in Wyoming Counties: 2003-04**



Data Source: Information on number of members and service locations was obtained through State Commission self-report.

1 Symbol placement is determined by the zip codes where members serve.



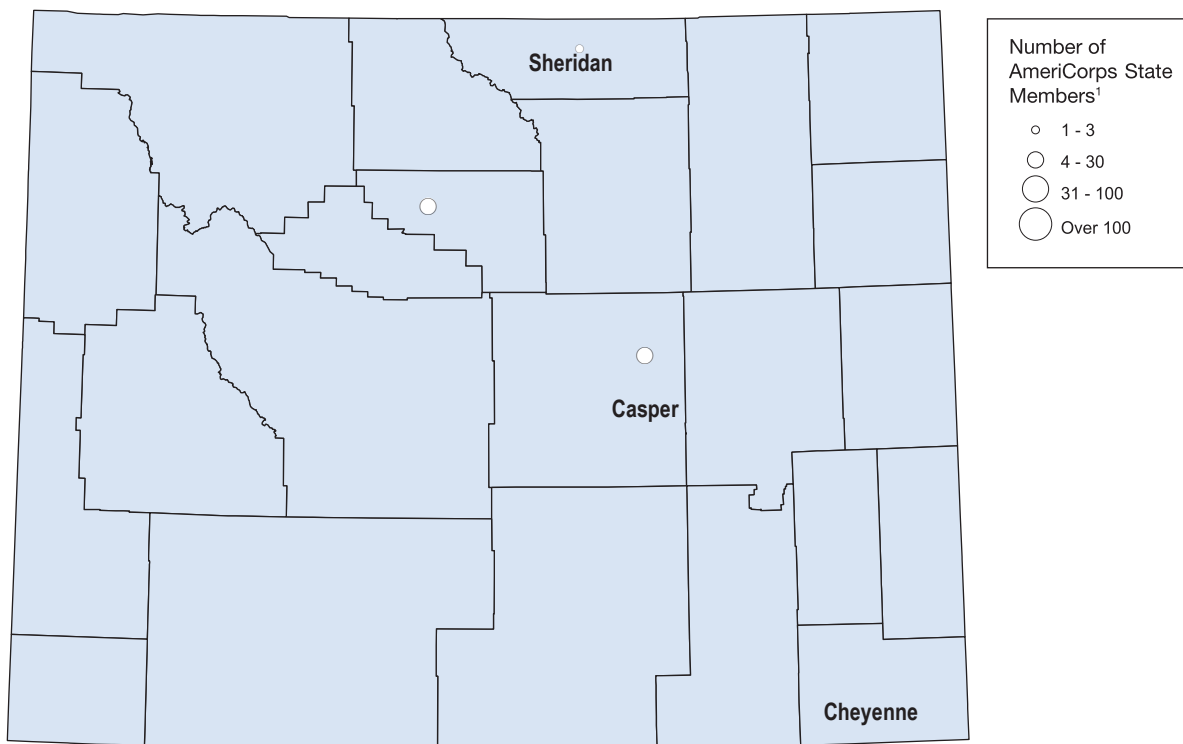


**Wyoming at a Glance: 2004-05**

Number of members serving	50	Overall Funding	\$218,764
Fill Rate	68%	Formula Award	\$218,764
Completion Rate	96%	Competitive Award	\$0
Number of volunteers leveraged	76	Education Award Program Funding	\$0

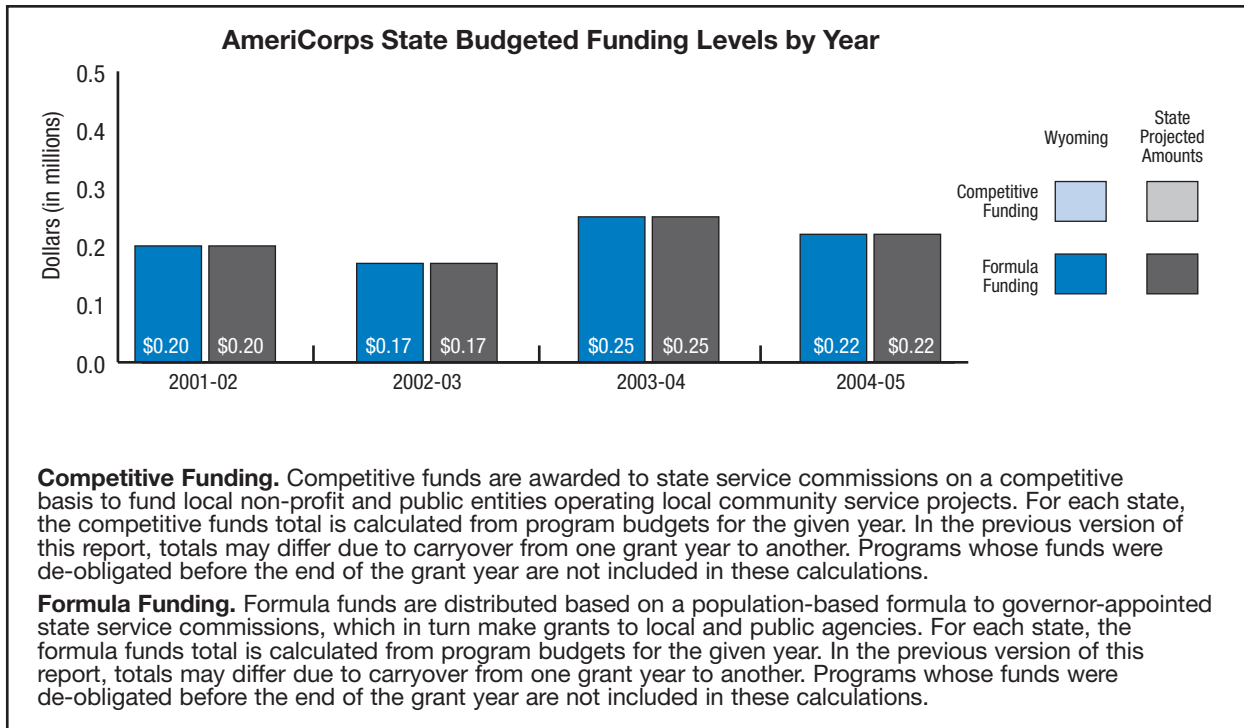
Data Source: Member data are from eSPAN, as of September 30, 2005; volunteer data are from GPRs, as of January 2006. State financial information, such as awarded Corporation and matching funds, comes from budgets as found in Grantsbase and eGrants, as of September 30, 2005.

**AmeriCorps State Members Serving in Wyoming Counties: 2004-05**

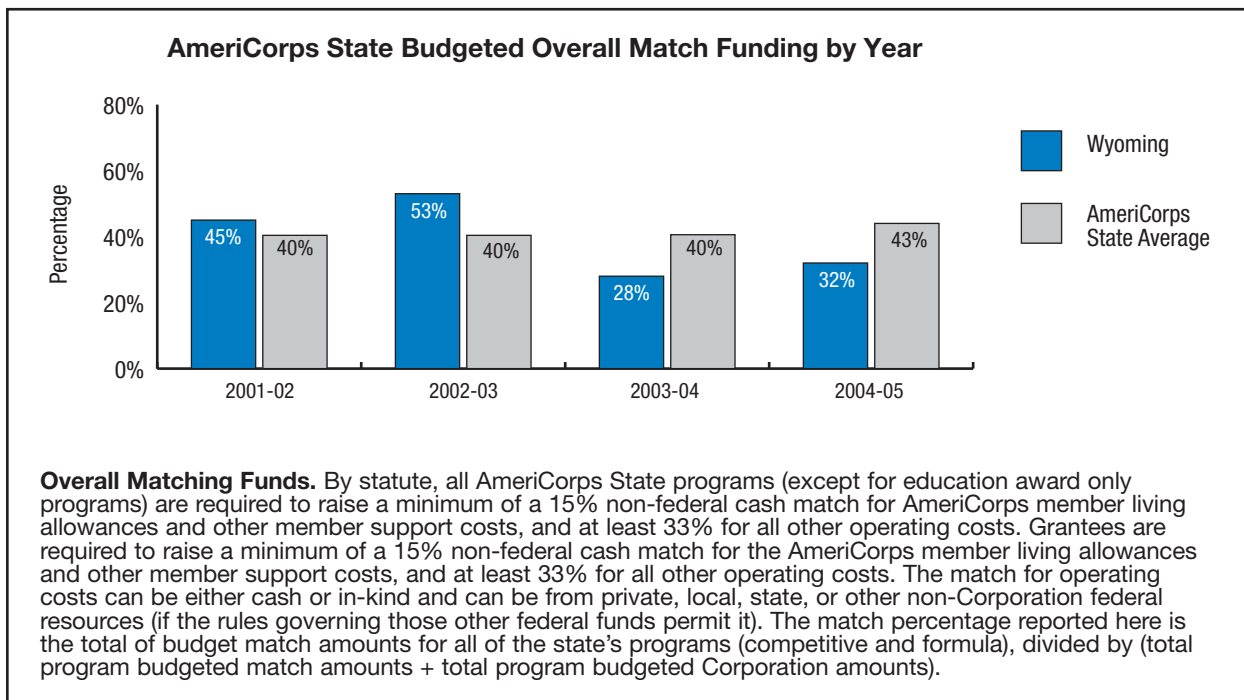


Data Source: Information on number of members and service locations was obtained through State Commission self-report.

1 Symbol placement is determined by the zip codes where members serve.



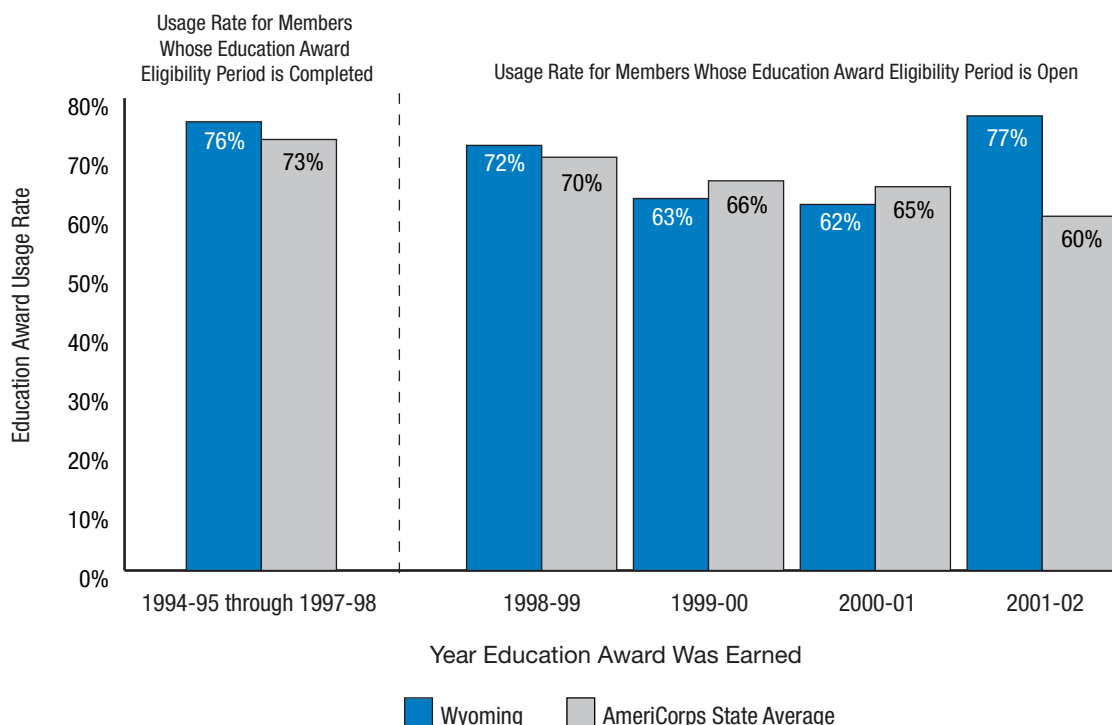
Data Source: Grantsbase and eGrants, as of September 30, 2005.



Data Source: Grantsbase and eGrants, as of September 30, 2005.



**AmeriCorps State Education Award Usage: 1994-2002<sup>1</sup>**



**Education Award.** After successfully completing a term of service, AmeriCorps members who are enrolled in the National Service Trust are eligible to receive an education award. The education award can be used to pay education costs at qualified institutions of higher education or training, or to repay qualified student loans. The award currently is \$4,725 for a year of full-time service, with correspondingly lesser awards for half-time and reduced half-time service. A member has up to seven years after his or her term of service has ended to use the award.

**Education Award Usage.** Education award usage is generated from eSpan. For education award usage rates, we examined awards in which members had 3 or more years to access the award. This decision was based on evidence that most members use the education award within 3 years of earning it.

Data Source: eSPAN, as of September 14, 2005.

<sup>1</sup> For education award usage rates, we examined awards in which members have had three or more years to access the award. This decision was based on evidence that most members use the education award within three years of earning it.

For this report, we have identified members who served in 1994-1995 through 2001-2002 to examine usage rates for education awards.

**1994-1995 through 1997-1998:** Members who served in 1994-1995 through 1997-1998 have completed their seven-year education award eligibility period; because the eligibility period for using the education award is completed, we have aggregated the usage rate for these members.

**1998-1999 through 2001-2002:** Members who served in 1998-1999 through 2001-2002 have at least one year of eligibility left. As former members of these years access their education awards, these data will fluctuate as the awards remain active.

We will continue to track AmeriCorps member education award usage by year, adding an additional year in the “eligibility remaining” portion of the graph. Usage rates may differ from year to year as more earned education award money is withdrawn from members’ Trust accounts. As members end their seven-year period of eligibility they will be added to the “eligibility completed” group.



***Appendix 1***  
**Data Quality Statement**

## DATA QUALITY

According to the criteria specified by the Office of Management and Budget (OMB) on performance data reliability and completeness, the Corporation considers the performance data in this report, including the program data provided in the appendices, to be accurate. Data are not yet available for some of the agency's recently established strategic goals. Note that some measures of the Corporation's performance measurement system are under development, and others have been discontinued because they are no longer relevant. In addition, the Corporation, in certain cases, has not reported on performance measures cited in the FY2005 Performance Plan when other, similar measures were available or when the data were too costly to obtain. In each case, an explanation for the change in measurement is provided.

### *Limitations*

While the Corporation has reasonable confidence that the data contained in this report accurately reflect the performance of the agency, there are several limitations to using the Corporation's data systems for performance reporting. The Corporation operates highly decentralized programs and responsibility for collecting and reporting performance often resides with outside sources at the state and local levels. Most of the data systems used by the Corporation derive their data from reports provided by these outside sources, including states, grantees, and subgrantees. Although some of these reports are subject to corroboration through monitoring of state program performance by Corporation representatives, not all reports from outside sources are validated or subject to external corroboration.

### *Data Certification*

The focus of the Corporation's data quality efforts has been on assessing the internal data system controls and their effect on the accuracy of the performance information. Although the Corporation does not independently verify or validate all data received from outside sources, the data are managed appropriately. The procedures for analyzing and reporting performance statistics are replicable. In addition, to ensure the Corporation is reporting data accurately, program managers and data managers are required to certify that they are able to provide the source or sources for the data, the names of the person or organization conducting any analysis needed to produce the result, copies of all tables and computer output showing final tabulations, forms used to collect the data, and a description of any steps taken to ensure that the data are reported accurately.

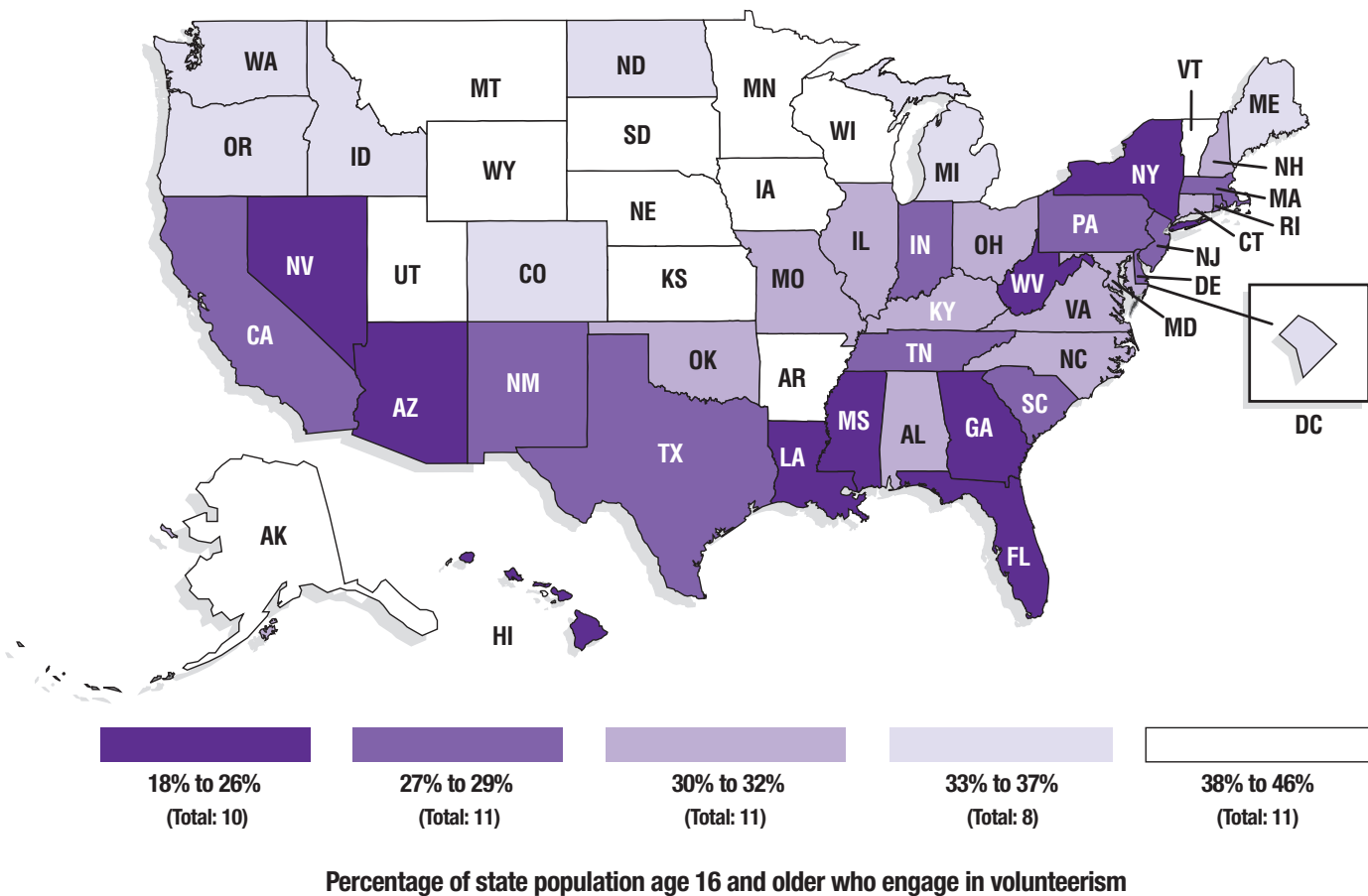


***Appendix 2***  
**Volunteerism in  
the United States**

# Volunteerism in the United States

## Rates of Volunteerism among Individuals age 16 and Older by State

This map provides an overview of volunteering rates nationwide. More specifically, the map includes data on volunteers with Corporation sponsored programs, as well as information regarding volunteers with organizations not affiliated with the Corporation.<sup>1</sup> The reference period for these data is one year from September 1, 2004 through September 2005. Based on this effort, 65.4 million people age 16 and older volunteered during that time period. This represents a nationwide volunteer rate of 28.8%.



<sup>1</sup> These estimates were collected through a supplement to the September 2005 Current Population Survey (CPS) of the U.S. Census Bureau for the Bureau of Labor Statistics. The CPS—a monthly survey of about 60,000 households, focuses on obtaining information on employment and unemployment among the nation’s civilian non-institutional population age 16 and over. The September 2005 Volunteer Supplement to the CPS was conducted to obtain information on the incidence of volunteering and the characteristics of volunteers in the United States (additional data collection information is accessible through <http://www.bls.gov/news.release/volun.tn.htm>).



***Appendix 3***  
**AmeriCorps State**  
**Commission Data Tables**



**Data Table: AmeriCorps State Annual Summary by State (2000-2005)**

	00-01 Number of Members Serving	01-02 Number of Members Serving	02-03 Number of Members Serving	03-04 Number of Members Serving	04-05 Number of Members Serving
Alabama	171	188	120	99	113
Alaska	203	213	208	105	403
Arizona	186	275	261	150	206
Arkansas	234	254	289	98	310
California	4,129	5,491	6,101	2,140	5,151
Colorado	549	751	443	143	646
Connecticut	485	468	345	104	259
Delaware	36	63	112	71	131
District of Columbia	90	116	95	150	207
Florida	636	950	759	388	918
Georgia	522	639	625	513	430
Hawaii	111	134	118	43	116
Idaho	181	172	174	94	114
Illinois	707	817	797	377	646
Indiana	612	612	566	224	411
Iowa	269	276	230	154	241
Kansas	247	220	219	130	179
Kentucky	247	268	238	101	164
Louisiana	401	439	641	172	370
Maine	163	173	145	72	86
Maryland	502	569	569	354	580
Massachusetts	856	961	914	352	784
Michigan	705	738	613	263	830
Minnesota	521	747	576	256	565
Mississippi	510	796	681	475	143
Missouri	267	328	262	146	223
Montana	206	242	262	223	254
Nebraska	535	661	546	68	137
Nevada	143	178	190	129	166
New Hampshire	114	139	130	34	133
New Jersey	487	622	412	236	421
New Mexico	178	195	217	105	201
New York	2,587	3,065	2,698	1,403	2,312
North Carolina	310	335	473	391	545
North Dakota	19	31	48	43	93
Ohio	1,097	1,457	233	433	607
Oklahoma	3,102	401	397	146	393
Oregon	178	250	242	155	196
Pennsylvania	855	969	829	488	1,119
Puerto Rico	121	131	168	115	-
Rhode Island	237	323	360	155	148
South Carolina	196	174	206	114	214
Tennessee	359	345	286	185	294
Texas	2,142	2,124	1,607	653	1,048
Utah	490	192	487	142	358
Vermont	165	182	159	57	123
Virginia	152	112	196	158	286
Washington	1,011	1,328	1,137	581	1,075
West Virginia	528	860	615	606	673
Wisconsin	422	614	796	311	671
Wyoming	63	43	37	14	50
<i>AmeriCorps State Average</i>	573	620	565	277	515

Data Source: eSpan; as of September 30, 2005.

**Data Table: AmeriCorps State Annual Summary by State (2000-2005) (continued)**

	01-02 AC Members per 100,000 Volunteers age 16+ in the State <sup>a</sup>	02-03 AC Members per 100,000 Volunteers age 16+ in the State	03-04 AC Members per 100,000 Volunteers age 16+ in the State	04-05 AC Members per 100,000 Volunteers age 16+ in the State	01-02 AC Members per 100,000 State Residents <sup>b</sup>	02-03 AC Members per 100,000 State Residents	03-04 AC Members per 100,000 State Residents	04-05 AC Members per 100,000 State Residents
Alabama	19	13	10	10	4	3	2	2
Alaska	128	112	56	220	33	32	16	61
Arizona	29	26	14	18	5	5	3	3
Arkansas	43	49	19	60	9	11	4	11
California	86	87	30	71	16	17	6	14
Colorado	74	38	13	55	17	10	3	14
Connecticut	59	40	12	31	14	10	3	7
Delaware	37	71	41	70	8	14	9	16
District of Columbia	95	67	114	141	21	17	27	38
Florida	32	23	11	29	6	4	2	5
Georgia	45	36	31	25	7	7	6	5
Hawaii	53	51	16	48	11	9	3	9
Idaho	47	47	24	31	13	13	7	8
Illinois	30	27	13	22	6	6	3	5
Indiana	44	38	16	29	10	9	4	7
Iowa	30	25	17	27	9	8	5	8
Kansas	28	28	15	23	8	8	5	7
Kentucky	29	25	11	16	7	6	2	4
Louisiana	59	79	23	48	10	14	4	8
Maine	51	41	21	24	13	11	5	7
Maryland	43	44	27	45	10	10	6	10
Massachusetts	81	68	25	58	15	14	5	12
Michigan	30	25	10	33	7	6	3	8
Minnesota	48	36	15	35	15	11	5	11
Mississippi	149	107	81	28	28	24	16	5
Missouri	24	20	10	16	6	5	3	4
Montana	89	93	81	90	27	29	24	27
Nebraska	127	96	11	24	38	31	4	8
Nevada	51	54	42	48	8	8	6	7
New Hampshire	45	41	10	41	11	10	3	10
New Jersey	35	22	13	24	7	5	3	5
New Mexico	51	57	23	50	11	12	6	10
New York	96	79	43	75	16	14	7	12
North Carolina	21	28	19	28	4	6	5	6
North Dakota	18	24	25	51	5	8	7	15
Ohio	54	8	16	22	13	2	4	5
Oklahoma	53	53	18	45	11	11	4	11
Oregon	28	26	16	20	7	7	4	5
Pennsylvania	33	27	15	40	8	7	4	9
Puerto Rico	-	-	-	-	3	4	3	0
Rhode Island	168	182	71	65	30	33	14	14
South Carolina	19	24	12	23	4	5	3	5
Tennessee	35	24	16	24	6	5	3	5
Texas	48	35	14	22	10	7	3	5
Utah	25	56	17	44	8	20	6	14
Vermont	104	83	31	61	30	26	9	20
Virginia	7	11	10	17	2	3	2	4
Washington	87	64	32	61	22	19	9	17
West Virginia	234	175	175	178	48	34	33	37
Wisconsin	40	50	20	40	11	15	6	12
Wyoming	30	24	9	33	9	7	3	10
<i>AmeriCorps State Average</i>	<i>58</i>	<i>51</i>	<i>28</i>	<i>47</i>	<i>13</i>	<i>12</i>	<i>6</i>	<i>11</i>

a. Data Source: Current Population Survey, Volunteer Supplement, U.S. Census Bureau.

b. Data Source: Annual Estimates of the Population, Population Division, U.S. Census Bureau.

**Data Table: AmeriCorps State Annual Summary by State (2000-2005) (continued)**

	00-01 Fill Rate	01-02 Fill Rate	02-03 Fill Rate	03-04 Fill Rate	04-05 Fill Rate	00-01 Completion Rate	01-02 Completion Rate	02-03 Completion Rate	03-04 Completion Rate	04-05 Completion Rate
Alabama	114.00%	98.95%	68.97%	91.67%	88.28%	54.71%	62.23%	55.83%	72.73%	63.64%
Alaska	96.21%	100.47%	92.86%	87.50%	90.19%	72.91%	77.36%	88.94%	81.90%	80.00%
Arizona	67.64%	85.14%	76.54%	93.17%	74.37%	74.73%	65.93%	77.01%	77.85%	73.12%
Arkansas	92.86%	89.44%	100.70%	100.00%	101.97%	79.57%	72.73%	82.01%	86.73%	72.69%
California	76.51%	69.34%	87.12%	89.50%	86.21%	67.03%	69.97%	78.09%	84.76%	74.79%
Colorado	76.78%	83.26%	68.90%	98.62%	75.47%	73.44%	75.27%	76.42%	82.27%	81.28%
Connecticut	58.57%	95.71%	98.85%	96.30%	78.96%	43.96%	74.35%	71.51%	63.46%	64.17%
Delaware	33.33%	85.14%	95.73%	94.67%	99.24%	50.00%	19.05%	47.57%	78.26%	91.60%
District of Columbia	88.24%	97.48%	101.06%	92.02%	83.47%	45.35%	57.89%	86.90%	84.13%	64.89%
Florida	90.99%	94.62%	90.36%	95.80%	91.62%	57.86%	66.35%	75.00%	72.16%	59.19%
Georgia	88.03%	86.00%	95.57%	94.48%	85.83%	60.54%	71.90%	67.15%	87.70%	66.92%
Hawaii	65.68%	81.21%	74.68%	78.18%	85.29%	53.64%	74.63%	75.00%	74.42%	70.24%
Idaho	96.79%	90.53%	101.75%	96.91%	85.07%	74.59%	82.56%	87.86%	88.17%	85.29%
Illinois	94.39%	97.84%	93.76%	94.72%	92.55%	70.60%	79.34%	79.02%	81.33%	81.09%
Indiana	78.66%	82.81%	82.15%	96.97%	97.16%	70.39%	77.17%	75.14%	86.36%	77.41%
Iowa	88.49%	95.17%	93.50%	93.33%	89.59%	78.28%	81.02%	82.38%	78.15%	83.66%
Kansas	94.64%	80.29%	94.81%	99.24%	89.05%	57.55%	61.01%	72.22%	83.85%	74.53%
Kentucky	105.11%	91.16%	98.35%	99.02%	100.61%	74.80%	75.66%	80.67%	89.00%	84.15%
Louisiana	65.63%	81.45%	84.56%	99.42%	89.59%	58.33%	66.29%	100.00%	78.24%	74.64%
Maine	69.96%	83.17%	87.88%	69.90%	85.15%	80.37%	85.55%	88.97%	84.38%	90.91%
Maryland	74.70%	76.68%	93.59%	95.16%	83.21%	62.80%	67.85%	70.24%	85.84%	82.25%
Massachusetts	69.88%	83.13%	92.23%	92.88%	93.11%	66.47%	67.86%	71.66%	87.62%	77.17%
Michigan	83.73%	73.95%	91.22%	95.29%	96.40%	65.53%	70.80%	75.12%	81.68%	72.99%
Minnesota	88.61%	86.16%	82.64%	98.08%	93.70%	66.99%	69.93%	77.10%	80.08%	86.46%
Mississippi	95.86%	90.25%	77.56%	89.12%	94.70%	62.20%	67.63%	74.89%	75.53%	70.92%
Missouri	71.20%	89.86%	90.34%	92.41%	80.51%	79.55%	81.68%	83.14%	93.01%	83.50%
Montana	87.29%	88.32%	90.34%	85.77%	90.07%	80.88%	84.17%	74.23%	83.26%	71.30%
Nebraska	79.73%	69.07%	84.78%	83.95%	80.59%	89.14%	88.35%	91.01%	88.06%	76.64%
Nevada	91.67%	102.30%	100.53%	97.73%	101.22%	81.56%	79.21%	82.54%	85.27%	75.31%
New Hampshire	54.29%	72.40%	84.97%	80.95%	93.01%	85.84%	80.29%	90.63%	82.35%	82.50%
New Jersey	81.17%	80.67%	93.00%	83.99%	90.34%	55.35%	57.47%	75.55%	80.26%	73.68%
New Mexico	91.28%	88.64%	84.77%	90.52%	82.72%	69.49%	64.62%	72.56%	62.50%	71.94%
New York	89.36%	92.57%	89.72%	97.36%	88.68%	65.56%	68.03%	75.47%	83.42%	72.60%
North Carolina	85.87%	80.53%	97.33%	96.54%	76.76%	63.19%	68.77%	77.75%	85.53%	66.42%
North Dakota	82.61%	103.33%	96.00%	97.73%	79.49%	100.00%	90.32%	91.67%	81.40%	79.01%
Ohio	75.76%	105.05%	37.58%	96.65%	94.25%	57.72%	49.93%	45.06%	83.56%	70.36%
Oklahoma	98.44%	97.09%	97.78%	100.00%	69.43%	70.64%	64.32%	72.80%	82.76%	81.90%
Oregon	89.45%	67.39%	91.67%	98.10%	87.50%	88.76%	89.16%	89.21%	96.77%	90.58%
Pennsylvania	95.85%	88.74%	101.72%	98.79%	96.47%	66.71%	70.44%	75.15%	87.76%	80.54%
Puerto Rico	103.42%	100.77%	75.68%	55.29%	—	82.64%	73.08%	55.78%	35.71%	—
Rhode Island	86.81%	67.15%	95.24%	86.59%	89.70%	69.79%	78.88%	88.83%	86.58%	70.37%
South Carolina	98.99%	83.25%	96.71%	95.00%	85.60%	43.81%	51.74%	59.71%	79.28%	54.03%
Tennessee	87.14%	83.13%	95.65%	90.69%	82.82%	65.17%	68.13%	66.31%	70.00%	72.00%
Texas	88.08%	83.20%	77.45%	97.32%	91.29%	70.66%	72.08%	80.39%	83.64%	87.42%
Utah	86.12%	104.35%	86.35%	93.42%	99.17%	80.90%	78.13%	90.95%	96.09%	88.05%
Vermont	82.50%	82.73%	80.71%	77.03%	84.83%	85.98%	84.92%	82.69%	85.71%	69.00%
Virginia	91.02%	90.32%	81.33%	71.17%	90.22%	38.89%	46.85%	60.73%	67.97%	65.41%
Washington	94.40%	97.65%	97.26%	98.64%	97.20%	74.78%	79.28%	81.59%	85.99%	80.84%
West Virginia	87.13%	84.65%	91.93%	94.25%	71.90%	90.11%	92.42%	91.33%	93.98%	93.66%
Wisconsin	94.20%	99.84%	97.55%	88.86%	97.39%	79.57%	84.83%	83.94%	90.00%	86.34%
Wyoming	61.17%	50.59%	77.08%	53.85%	68.49%	63.49%	41.86%	56.76%	92.86%	95.83%
<i>AmeriCorps State Average</i>	<i>84.12%</i>	<i>86.92%</i>	<i>88.60%</i>	<i>90.87%</i>	<i>88.01%</i>	<i>69.07%</i>	<i>71.16%</i>	<i>76.72%</i>	<i>81.77%</i>	<i>76.86%</i>

Data Source: eSpan; as of September 30, 2005.

**Data Table: AmeriCorps State Annual Summary by State (2000-2005) (continued)**

	03-04 Number of Volunteers Leveraged <sup>a</sup>	04-05 Number of Volunteers Leveraged	00-01 Overall Funding <sup>b</sup>	01-02 Overall Funding	02-03 Overall Funding	03-04 Overall Funding	04-05 Overall Funding
Alabama	184	364	\$1,859,399	\$2,172,501	\$2,066,343	\$1,119,168	\$1,250,832
Alaska	1,825	7,423	\$1,646,705	\$1,594,818	\$1,829,987	\$508,000	\$1,579,977
Arizona	3,724	3,723	\$1,863,992	\$2,327,981	\$2,528,963	\$1,343,119	\$1,745,242
Arkansas	4,532	6,055	\$1,600,966	\$1,756,770	\$2,169,652	\$1,005,867	\$2,412,375
California	15,816	45,606	\$30,797,584	\$34,511,596	\$30,242,883	\$13,223,064	\$32,339,233
Colorado	1,662	4,750	\$2,823,730	\$2,598,331	\$2,606,685	\$1,290,184	\$2,458,548
Connecticut	658	2,508	\$3,378,913	\$2,444,211	\$2,067,840	\$1,028,461	\$1,804,292
Delaware	4,511	3,726	\$241,830	\$284,552	\$801,509	\$537,141	\$770,943
District of Columbia	600	3,017	\$500,000	\$500,000	\$400,000	\$1,157,558	\$2,209,559
Florida	4,437	10,115	\$6,130,233	\$9,212,244	\$8,286,613	\$3,593,501	\$8,022,687
Georgia	13,753	43,204	\$4,815,600	\$5,519,780	\$5,360,502	\$3,430,441	\$4,805,368
Hawaii	340	583	\$1,369,689	\$1,264,375	\$1,179,897	\$426,184	\$898,211
Idaho	15,379	14,285	\$1,584,078	\$1,785,250	\$1,603,964	\$1,023,871	\$1,293,909
Illinois	5,687	6,742	\$6,503,229	\$7,293,044	\$7,726,841	\$3,241,721	\$5,384,878
Indiana	27,252	41,634	\$4,216,398	\$4,031,327	\$4,195,434	\$1,835,577	\$2,966,618
Iowa	4,121	12,675	\$1,635,658	\$1,696,023	\$1,620,125	\$1,161,096	\$1,780,465
Kansas	4,121	5,061	\$1,733,023	\$1,939,674	\$2,216,337	\$1,367,947	\$1,769,755
Kentucky	6,003	7,751	\$2,546,184	\$3,194,251	\$2,775,426	\$1,302,561	\$2,000,789
Louisiana	874	1,700	\$2,772,920	\$3,018,047	\$2,695,196	\$1,185,881	\$1,955,375
Maine	1,083	6,230	\$1,484,794	\$1,422,390	\$1,316,592	\$751,600	\$737,485
Maryland	7,460	23,772	\$5,697,067	\$6,024,776	\$5,410,673	\$2,120,061	\$3,722,863
Massachusetts	5,526	13,833	\$7,215,781	\$6,984,829	\$6,090,820	\$3,206,918	\$5,698,941
Michigan	11,676	26,685	\$4,982,036	\$6,458,289	\$6,204,034	\$2,298,822	\$5,164,034
Minnesota	31,347	41,634	\$3,435,961	\$4,626,568	\$4,571,242	\$2,962,760	\$5,148,035
Mississippi	14,411	19,259	\$4,722,103	\$6,167,748	\$6,981,650	\$4,817,250	\$5,982,459
Missouri	4,397	11,041	\$2,858,079	\$3,090,688	\$2,942,588	\$1,725,440	\$2,573,703
Montana	4,204	5,826	\$1,894,314	\$1,742,307	\$2,194,395	\$2,164,160	\$2,384,925
Nebraska	4,302	4,396	\$1,873,952	\$1,732,747	\$1,539,219	\$689,107	\$1,259,049
Nevada	3,378	2,810	\$772,871	\$1,069,171	\$1,429,029	\$1,154,787	\$1,328,766
New Hampshire	672	5,296	\$1,923,299	\$1,876,536	\$1,654,342	\$511,999	\$1,580,997
New Jersey	4,160	8,755	\$4,735,261	\$6,365,014	\$4,527,776	\$2,719,111	\$3,124,544
New Mexico	1,917	2,348	\$1,268,908	\$1,449,827	\$1,885,859	\$961,280	\$1,442,209
New York	10,750	18,741	\$19,991,579	\$20,999,175	\$21,388,047	\$7,692,040	\$15,508,612
North Carolina	21,404	22,011	\$3,304,064	\$3,596,003	\$3,906,737	\$2,793,403	\$4,753,566
North Dakota	-	353	\$89,752	\$140,260	\$198,440	\$246,077	\$490,364
Ohio	10,485	11,508	\$8,461,856	\$7,506,426	\$7,372,557	\$3,785,275	\$5,523,550
Oklahoma	2,321	5,749	\$3,171,386	\$2,847,695	\$2,966,771	\$1,288,369	\$2,387,224
Oregon	7,927	5,519	\$1,533,582	\$2,210,951	\$2,400,165	\$1,855,016	\$2,141,299
Pennsylvania	10,265	21,779	\$6,505,717	\$7,040,209	\$7,117,338	\$4,278,879	\$6,473,219
Puerto Rico	14	-	\$1,279,030	\$1,451,843	\$1,459,132	\$1,111,689	-
Rhode Island	5,223	4,660	\$3,147,101	\$2,451,492	\$2,769,755	\$1,058,108	\$2,128,536
South Carolina	13,364	13,929	\$1,695,941	\$1,647,327	\$1,613,570	\$944,054	\$1,484,774
Tennessee	7,015	14,124	\$3,469,425	\$3,310,046	\$3,041,102	\$1,853,438	\$3,336,391
Texas	6,722	9,514	\$16,806,888	\$17,283,022	\$15,163,751	\$5,906,038	\$8,699,351
Utah	3,418	10,085	\$1,375,528	\$1,557,017	\$1,316,202	\$703,181	\$1,895,143
Vermont	644	1,659	\$1,381,390	\$1,438,097	\$1,383,540	\$565,781	\$1,362,813
Virginia	3,518	6,999	\$1,293,175	\$1,002,719	\$2,983,788	\$1,663,133	\$2,995,485
Washington	30,670	51,283	\$9,559,317	\$13,579,856	\$13,831,497	\$7,131,813	\$12,263,936
West Virginia	10,254	11,420	\$1,938,532	\$3,449,295	\$3,310,245	\$5,316,121	\$3,132,883
Wisconsin	4,446	15,060	\$2,113,959	\$2,434,537	\$3,461,127	\$2,321,926	\$4,133,998
Wyoming	27	76	\$388,379	\$201,484	\$172,258	\$249,350	\$218,764
<i>AmeriCorps State Average</i>	<i>7,170</i>	<i>12,346</i>	<i>\$4,086,101</i>	<i>\$4,515,747</i>	<i>\$4,411,342</i>	<i>\$2,286,830</i>	<i>\$3,930,539</i>

a. Data Source: Grantee Progress Reports.

b. Data Source: Grantsbase and eGrants; as of September 30, 2005.

**Data Table: AmeriCorps State Annual Summary by State (2000-2005) (continued)**

	00-01 Formula Award	01-02 Formula Award	02-03 Formula Award	03-04 Formula Award	04-05 Formula Award
Alabama	\$1,166,435	\$1,688,794	\$1,595,424	\$863,381	\$1,003,060
Alaska	\$559,760	\$518,041	\$525,585	\$500,000	\$500,000
Arizona	\$665,495	\$1,105,016	\$1,246,247	\$983,905	\$1,245,245
Arkansas	\$642,485	\$783,922	\$934,867	\$501,319	\$811,581
California	\$11,219,805	\$11,211,771	\$12,042,570	\$6,319,136	\$12,651,609
Colorado	\$818,509	\$745,985	\$1,270,791	\$796,523	\$1,044,806
Connecticut	\$70,578	\$483,322	\$841,524	\$708,451	\$739,271
Delaware	\$227,830	\$284,552	\$801,509	\$283,508	\$465,143
District of Columbia	\$500,000	\$500,000	\$400,000	\$250,000	\$620,001
Florida	\$3,475,280	\$6,852,328	\$6,233,329	\$3,001,546	\$5,431,784
Georgia	\$1,910,218	\$2,625,237	\$2,488,642	\$1,762,828	\$2,657,330
Hawaii	\$577,244	\$444,127	\$646,950	\$426,184	\$582,662
Idaho	\$286,679	\$507,965	\$752,673	\$270,869	\$186,000
Illinois	\$3,246,217	\$4,016,172	\$4,235,616	\$2,295,053	\$3,902,322
Indiana	\$1,894,548	\$1,995,258	\$1,984,341	\$1,215,425	\$1,911,485
Iowa	\$903,341	\$1,037,384	\$798,914	\$424,264	\$845,888
Kansas	\$703,581	\$875,233	\$1,064,686	\$525,466	\$344,666
Kentucky	\$823,213	\$1,481,982	\$1,065,892	\$792,448	\$1,256,800
Louisiana	\$911,002	\$1,697,361	\$1,551,254	\$655,746	\$1,361,349
Maine	\$537,800	\$443,099	\$747,092	\$431,600	\$427,486
Maryland	\$988,612	\$1,589,617	\$1,395,364	\$1,399,734	\$1,693,971
Massachusetts	\$1,923,126	\$1,919,149	\$1,918,900	\$1,241,600	\$1,641,248
Michigan	\$1,222,434	\$2,882,973	\$3,016,959	\$1,802,501	\$2,580,303
Minnesota	\$709,778	\$1,830,828	\$2,051,481	\$1,095,294	\$1,560,880
Mississippi	\$737,842	\$736,343	\$794,847	\$700,823	\$857,363
Missouri	\$980,438	\$1,675,958	\$1,470,312	\$1,063,815	\$1,259,675
Montana	\$169,636	\$176,741	\$707,347	\$466,994	\$499,992
Nebraska	\$266,786	\$363,613	\$505,484	\$332,421	\$371,857
Nevada	\$114,253	\$314,146	\$520,800	\$444,596	\$555,909
New Hampshire	\$421,200	\$459,796	\$620,000	\$255,999	\$743,997
New Jersey	\$2,223,391	\$2,730,562	\$2,691,153	\$1,759,113	\$2,603,551
New Mexico	\$331,935	\$480,802	\$797,049	\$364,725	\$600,482
New York	\$5,029,580	\$5,943,312	\$7,461,447	\$3,699,200	\$5,917,046
North Carolina	\$2,387,982	\$2,696,999	\$3,103,677	\$1,464,479	\$2,355,469
North Dakota	\$89,752	\$140,260	\$198,440	\$246,077	\$490,364
Ohio	\$3,572,100	\$3,697,894	\$3,806,540	\$1,930,991	\$2,950,064
Oklahoma	\$888,546	\$1,343,278	\$1,423,029	\$665,311	\$1,083,354
Oregon	\$879,859	\$1,171,977	\$1,205,753	\$626,242	\$1,149,350
Pennsylvania	\$2,518,953	\$3,247,428	\$3,229,335	\$2,377,980	\$3,809,357
Puerto Rico	\$1,279,030	\$1,451,843	\$1,304,220	\$687,346	-
Rhode Island	\$549,105	\$471,889	\$729,088	\$317,504	\$433,954
South Carolina	\$1,344,941	\$1,284,327	\$1,106,832	\$764,901	\$864,787
Tennessee	\$1,628,520	\$1,953,720	\$1,890,938	\$1,113,598	\$1,751,697
Texas	\$4,423,364	\$5,873,838	\$7,227,669	\$3,971,459	\$3,215,926
Utah	\$562,948	\$851,973	\$588,087	\$435,198	\$758,474
Vermont	\$467,533	\$507,240	\$518,741	\$313,602	\$496,001
Virginia	\$1,293,175	\$628,374	\$2,600,194	\$795,373	\$2,230,150
Washington	\$970,299	\$1,414,861	\$1,768,008	\$1,080,653	\$1,687,457
West Virginia	\$561,600	\$717,489	\$523,629	\$2,521,310	\$551,573
Wisconsin	\$820,525	\$1,443,258	\$2,070,452	\$1,281,000	\$1,775,132
Wyoming	\$388,379	\$201,484	\$172,258	\$249,350	\$218,764
<b>AmeriCorps State Average</b>	<b>\$1,389,915</b>	<b>\$1,754,893</b>	<b>\$1,934,234</b>	<b>\$1,146,605</b>	<b>\$1,693,933</b>

Data Source: Grantsbase and eGrants; as of September 30, 2005.

**Data Table: AmeriCorps State Annual Summary by State (2000-2005) (continued)**

	00-01 Competitive Award	01-02 Competitive Award	02-03 Competitive Award	03-04 Competitive Award	04-05 Competitive Award
Alabama	\$692,964	\$483,707	\$470,919	\$255,787	\$247,772
Alaska	\$1,076,780	\$1,068,645	\$1,296,402	-	\$1,071,977
Arizona	\$1,198,497	\$1,222,965	\$1,282,716	\$359,214	\$499,997
Arkansas	\$935,981	\$951,648	\$1,222,785	\$504,548	\$1,585,794
California	\$19,366,779	\$23,241,825	\$18,102,713	\$6,903,928	\$19,664,824
Colorado	\$1,927,861	\$1,799,462	\$1,301,404	\$493,661	\$1,352,192
Connecticut	\$3,308,335	\$1,960,889	\$1,226,316	\$320,010	\$1,065,021
Delaware	-	-	-	\$253,633	\$305,800
District of Columbia	-	-	-	\$907,558	\$1,589,558
Florida	\$2,639,953	\$2,351,916	\$2,053,284	\$591,955	\$2,590,903
Georgia	\$2,896,632	\$2,881,543	\$2,865,860	\$1,575,613	\$2,142,238
Hawaii	\$792,445	\$820,248	\$532,947	-	\$315,549
Idaho	\$1,294,241	\$1,277,285	\$851,291	\$753,002	\$1,107,909
Illinois	\$3,257,012	\$3,276,872	\$3,491,225	\$946,668	\$1,482,556
Indiana	\$2,321,850	\$2,036,069	\$2,211,093	\$620,152	\$1,055,133
Iowa	\$717,317	\$652,639	\$815,211	\$736,832	\$930,577
Kansas	\$1,029,442	\$1,064,441	\$1,151,651	\$842,481	\$1,425,089
Kentucky	\$1,722,971	\$1,712,269	\$1,709,534	\$510,113	\$743,989
Louisiana	\$1,834,418	\$1,320,686	\$1,143,942	\$530,135	\$594,026
Maine	\$946,994	\$979,291	\$569,500	\$320,000	\$309,999
Maryland	\$4,708,455	\$4,435,159	\$4,015,309	\$720,327	\$2,028,892
Massachusetts	\$5,292,655	\$5,065,680	\$4,171,920	\$1,965,318	\$4,057,693
Michigan	\$3,759,602	\$3,502,316	\$3,187,075	\$496,321	\$2,559,731
Minnesota	\$2,671,683	\$2,707,624	\$2,504,961	\$1,867,466	\$3,547,155
Mississippi	\$3,984,261	\$5,431,405	\$6,176,808	\$4,116,427	\$5,125,096
Missouri	\$1,867,016	\$1,410,498	\$1,472,276	\$661,625	\$1,309,628
Montana	\$1,724,678	\$1,565,566	\$1,487,048	\$1,697,166	\$1,884,933
Nebraska	\$1,357,166	\$1,113,134	\$830,735	\$353,886	\$874,392
Nevada	\$654,323	\$755,025	\$908,229	\$710,191	\$772,857
New Hampshire	\$1,497,011	\$1,415,422	\$1,034,342	\$256,000	\$837,000
New Jersey	\$2,511,870	\$3,634,452	\$1,836,623	\$959,998	\$520,993
New Mexico	\$936,973	\$969,025	\$1,088,810	\$596,555	\$841,727
New York	\$14,897,444	\$14,934,259	\$13,787,700	\$3,866,840	\$9,575,566
North Carolina	\$916,082	\$899,004	\$757,859	\$1,288,924	\$2,398,097
North Dakota	-	-	-	-	-
Ohio	\$4,797,256	\$3,727,532	\$3,445,017	\$1,854,284	\$2,573,486
Oklahoma	\$1,782,840	\$1,504,417	\$1,543,742	\$623,058	\$1,287,870
Oregon	\$643,223	\$1,018,974	\$1,190,412	\$1,228,774	\$991,949
Pennsylvania	\$3,889,229	\$3,778,332	\$3,867,153	\$1,900,899	\$2,636,662
Puerto Rico	-	-	\$154,912	\$424,343	-
Rhode Island	\$2,597,996	\$1,929,603	\$1,960,667	\$698,604	\$1,694,582
South Carolina	\$351,000	\$363,000	\$506,738	\$179,153	\$619,987
Tennessee	\$1,840,905	\$1,356,326	\$1,150,164	\$739,840	\$1,584,694
Texas	\$12,383,524	\$11,406,664	\$7,933,682	\$1,934,579	\$5,483,425
Utah	\$734,815	\$705,044	\$668,199	\$255,983	\$1,112,989
Vermont	\$900,892	\$920,881	\$855,599	\$252,179	\$866,812
Virginia	-	\$374,345	\$383,594	\$867,760	\$765,335
Washington	\$8,581,958	\$12,164,995	\$12,063,489	\$6,051,160	\$10,576,479
West Virginia	\$1,339,432	\$2,681,806	\$2,786,616	\$2,794,811	\$2,521,310
Wisconsin	\$1,221,434	\$931,279	\$1,330,675	\$990,926	\$2,288,866
Wyoming	-	-	-	-	-
<i>AmeriCorps State Average</i>	<i>\$3,017,871</i>	<i>\$3,039,221</i>	<i>\$2,668,067</i>	<i>\$1,229,334</i>	<i>\$2,321,231</i>

Data Source: Grantsbase and eGrants; as of September 30, 2005.

**Data Table: AmeriCorps State Annual Summary by State (2000-2005) (continued)**

	00-01 Education Award Program Funding	01-02 Education Award Program Funding	02-03 Education Award Program Funding	03-04 Education Award Program Funding	04-05 Education Award Program Funding
Alabama	-	-	-	-	-
Alaska	\$10,165	\$8,132	\$8,000	\$8,000	\$8,000
Arizona	-	-	-	-	-
Arkansas	\$22,500	\$21,200	\$12,000	-	\$15,000
California	\$211,000	\$58,000	\$97,600	-	\$22,800
Colorado	\$77,360	\$52,884	\$34,490	-	\$61,550
Connecticut	-	-	-	-	-
Delaware	\$14,000	-	-	-	-
District of Columbia	-	-	-	-	-
Florida	\$15,000	\$8,000	-	-	-
Georgia	\$8,750	\$13,000	\$6,000	\$92,000	\$5,800
Hawaii	-	-	-	-	-
Idaho	\$3,158	-	-	-	-
Illinois	-	-	-	-	-
Indiana	-	-	-	-	-
Iowa	\$15,000	\$6,000	\$6,000	-	\$4,000
Kansas	-	-	-	-	-
Kentucky	-	-	-	-	-
Louisiana	\$27,500	-	-	-	-
Maine	-	-	-	-	-
Maryland	-	-	-	-	-
Massachusetts	-	-	-	-	-
Michigan	-	\$73,000	-	-	\$24,000
Minnesota	\$54,500	\$88,116	\$14,800	-	\$40,000
Mississippi	-	-	\$9,995	-	-
Missouri	\$10,625	\$4,232	-	-	\$4,400
Montana	-	-	-	-	-
Nebraska	\$250,000	\$256,000	\$203,000	\$2,800	\$12,800
Nevada	\$4,295	-	-	-	-
New Hampshire	\$5,088	\$1,318	-	-	-
New Jersey	-	-	-	-	-
New Mexico	-	-	-	-	-
New York	\$64,555	\$121,604	\$138,900	\$126,000	\$16,000
North Carolina	-	-	\$45,201	\$40,000	-
North Dakota	-	-	-	-	-
Ohio	\$92,500	\$81,000	\$121,000	-	-
Oklahoma	\$500,000	-	-	-	\$16,000
Oregon	\$10,500	\$20,000	\$4,000	-	-
Pennsylvania	\$97,535	\$14,449	\$20,850	-	\$27,200
Puerto Rico	-	-	-	-	-
Rhode Island	-	\$50,000	\$80,000	\$42,000	-
South Carolina	-	-	-	-	-
Tennessee	-	-	-	-	-
Texas	-	\$2,520	\$2,400	-	-
Utah	\$77,765	-	\$59,916	\$12,000	\$23,680
Vermont	\$12,965	\$9,976	\$9,200	-	-
Virginia	-	-	-	-	-
Washington	\$7,060	-	-	-	-
West Virginia	\$37,500	\$50,000	-	-	\$60,000
Wisconsin	\$72,000	\$60,000	\$60,000	\$50,000	\$70,000
Wyoming	-	-	-	-	-
<i>AmeriCorps State Average</i>	<i>\$68,053</i>	<i>\$47,592</i>	<i>\$49,124</i>	<i>\$46,600</i>	<i>\$25,702</i>

Data Source: Grantsbase and eGrants; as of September 30, 2005.

**Data Table: AmeriCorps State Annual Summary by State (2000-2005) (continued)**

	00-01 Overall Match	01-02 Overall Match	02-03 Overall Match	03-04 Overall Match	04-05 Overall Match
Alabama	38.85%	33.56%	34.04%	34.53%	34.78%
Alaska	43.68%	45.01%	46.18%	35.28%	48.36%
Arizona	36.43%	38.13%	39.63%	40.25%	34.44%
Arkansas	27.07%	26.28%	27.38%	31.90%	31.80%
California	46.33%	51.00%	53.27%	57.36%	50.21%
Colorado	41.47%	45.81%	41.66%	50.98%	43.48%
Connecticut	56.39%	66.90%	44.82%	42.81%	40.17%
Delaware	36.75%	37.75%	40.06%	47.49%	53.04%
District of Columbia	53.10%	69.72%	66.81%	54.62%	53.67%
Florida	33.77%	31.44%	35.19%	36.52%	33.73%
Georgia	44.18%	44.36%	47.86%	50.05%	47.33%
Hawaii	51.81%	40.10%	42.66%	50.06%	45.85%
Idaho	45.86%	47.14%	49.27%	57.94%	48.74%
Illinois	38.49%	39.60%	36.76%	44.36%	41.06%
Indiana	40.25%	40.81%	42.85%	49.34%	43.21%
Iowa	37.24%	38.34%	41.14%	19.00%	38.92%
Kansas	37.06%	37.97%	34.98%	35.55%	40.11%
Kentucky	34.41%	38.50%	46.14%	40.83%	40.52%
Louisiana	35.02%	37.95%	39.98%	45.98%	49.84%
Maine	58.53%	59.82%	55.73%	44.02%	61.57%
Maryland	50.25%	48.84%	47.90%	50.31%	51.27%
Massachusetts	55.68%	57.85%	56.66%	22.73%	49.67%
Michigan	41.77%	40.82%	42.86%	50.79%	46.35%
Minnesota	38.30%	36.88%	37.68%	32.83%	39.34%
Mississippi	48.29%	41.01%	31.11%	27.13%	26.98%
Missouri	34.18%	32.97%	31.75%	42.98%	38.73%
Montana	38.45%	38.46%	39.36%	42.19%	43.20%
Nebraska	29.41%	27.52%	32.03%	38.69%	45.68%
Nevada	30.40%	33.10%	36.69%	44.74%	51.08%
New Hampshire	42.62%	43.01%	42.53%	40.31%	40.41%
New Jersey	39.04%	32.45%	26.60%	31.95%	33.84%
New Mexico	43.32%	41.05%	41.68%	46.95%	56.29%
New York	37.24%	36.04%	36.57%	46.99%	42.74%
North Carolina	35.82%	34.91%	35.79%	41.01%	37.61%
North Dakota	39.25%	27.36%	29.02%	36.54%	41.77%
Ohio	44.93%	44.64%	45.43%	49.48%	45.54%
Oklahoma	27.63%	29.47%	25.83%	26.72%	29.24%
Oregon	44.06%	40.63%	38.09%	40.43%	48.40%
Pennsylvania	40.64%	39.43%	40.30%	31.69%	40.95%
Puerto Rico	34.37%	34.80%	24.66%	32.77%	-
Rhode Island	48.07%	43.42%	40.86%	42.50%	42.47%
South Carolina	41.66%	40.89%	22.13%	41.66%	38.90%
Tennessee	44.00%	36.41%	51.57%	53.59%	56.64%
Texas	33.04%	34.03%	34.40%	40.71%	37.85%
Utah	34.67%	41.41%	44.21%	36.02%	39.24%
Vermont	37.48%	36.17%	36.69%	41.64%	41.87%
Virginia	39.21%	38.20%	31.45%	33.85%	37.36%
Washington	43.73%	35.56%	36.69%	34.24%	39.48%
West Virginia	30.68%	27.31%	25.02%	28.54%	33.83%
Wisconsin	47.57%	52.11%	51.72%	34.99%	43.56%
Wyoming	44.05%	45.13%	53.11%	27.61%	32.26%
<i>AmeriCorps State Average</i>	<i>40.72%</i>	<i>40.43%</i>	<i>39.94%</i>	<i>40.42%</i>	<i>42.67%</i>

Data Source: Grantsbase and eGrants; as of September 30, 2005.





## *Appendix 4*

### **AmeriCorps State Commission Contact Information**

**AMERICORPS STATE COMMISSION  
CONTACT INFORMATION**

State	State Commission Address
Alabama	Governor's Office on Faith-Based and Community Initiatives RSA Union Building, Suite 134 100 North Union Street Montgomery, AL 36104 Telephone: 334-242-7110 Fax: 334-242-2885 Website: <a href="http://www.servealabama.gov">http://www.servealabama.gov</a>
Alaska	Alaska State Community Service Commission 500 West 7th Street, Suite 1770 Anchorage, AK 99501 Telephone: 907-269-4659 Fax: 907-269-5666 Website: <a href="http://www.dced.state.ak.us/asccsc/home.htm">http://www.dced.state.ak.us/asccsc/home.htm</a>
Arizona	Arizona Governor's Commission on Service and Volunteerism 1700 West Washington Street, Suite 101 Phoenix, AZ 85007-2806 Telephone: 602-542-3489 Fax: 602-542-3423 Website: <a href="http://www.volunteerarizona.org">http://www.volunteerarizona.org</a>
Arkansas	Arkansas Service Commission 700 South Main Street, Slot S230 Little Rock, AR 72203 Telephone: 501-682-6724 Fax: 501-682-1623 Website: <a href="http://www.arkansas.gov/dhhs/adov">http://www.arkansas.gov/dhhs/adov</a>
California	California Service Corps 1110 K Street, Suite 210 Sacramento, CA 95814-3905 Telephone: 916-323-7646 Fax: 916-323-3227 Website: <a href="http://www.csc.ca.gov">http://www.csc.ca.gov</a>
Colorado	Colorado Governor's Commission on National and Community Service 1600 Broadway, Suite 1030 Denver, CO 80202 Telephone: 303-866-2572 Fax: 303-866-2525 Website: <a href="http://www.colorado.gov/gccs">http://www.colorado.gov/gccs</a>
Connecticut	Connecticut Commission on National and Community Service Department of Higher Education 61 Woodland Street Hartford, CT 06105-2326 Telephone: 860-947-1827 Fax: 860-947-1310 Website: <a href="http://www.serveCT.ctdhe.org">www.serveCT.ctdhe.org</a>

State	State Commission Address
Delaware	<p>Delaware Community Service Commission  Charles Debnam Building, Herman Holloway Campus  1901 North Dupont Highway  New Castle, DE 19720-1100  Telephone: 302-255-9881  Fax: 302-255-4462  Website: <a href="http://www.dhss.delaware.gov/dhss/dssc/volopps.html">http://www.dhss.delaware.gov/dhss/dssc/volopps.html</a></p>
District of Columbia	<p>DC Commission on National and Community Service (SERVE DC)  441 4th Street, Northwest, Suite 1040  Washington, DC 20001  Telephone: 202-727-7925  Fax: 202-727-3765  Website: <a href="http://www.serve.dc.gov">http://www.serve.dc.gov</a></p>
Florida	<p>Volunteer Florida  401 South Monroe Street  Tallahassee, FL 32301-2034  Telephone: 850-921-5172  Fax: 850-921-5146  Website: <a href="http://www.volunteerflorida.org">http://www.volunteerflorida.org</a></p>
Georgia	<p>Georgia Commission for Service and Volunteerism  60 Executive Park South, Northeast  Atlanta, GA 30329-2296  Telephone: 404-327-6844  Fax: 404-327-6848</p>
Hawaii	<p>Hawaii Commission on National and Community Service  Office of Community Services  2600 Campus Road, Room 414  Honolulu, HI 96822-2205  Telephone: 808-956-8145  Fax: 808-956-2950  Website: <a href="http://www.hawaii.edu/amicorpshawaii">http://www.hawaii.edu/amicorpshawaii</a></p>
Idaho	<p>Serve Idaho  1299 North Orchard Street, Suite 110  Boise, ID 83706-2265  Telephone: 208-658-2000  Fax: 208-327-7470  Website: <a href="http://www.serveidaho.org">http://www.serveidaho.org</a></p>
Illinois	<p>Illinois Commission on Volunteerism and Community Service  Illinois Department of Human Services  535 West Jefferson, 3rd Floor  Springfield, IL 62702  Telephone: 217-782-2168  Fax: 217-524-5586  Website: <a href="http://www.illinois.gov/volunteer">http://www.illinois.gov/volunteer</a></p>

State	State Commission Address
Indiana	Office of Faith-Based and Community Initiatives 302 West Washington Street, Room E 012 Indianapolis, IN 46204 Telephone: 317-233-4273 Fax: 317-233-5660 Website: <a href="http://www.ofbc.in.gov">http://www.ofbc.in.gov</a>
Iowa	Iowa Commission on Volunteer Service 200 East Grand Avenue Des Moines, IA 50309-1856 Telephone: 515-242-5466 Fax: 515-242-4809 Website: <a href="http://www.volunteeriowa.org">http://www.volunteeriowa.org</a>
Kansas	Kansas Volunteer Commission 120 Southeast 10th Avenue Topeka, KS 66612-1103 Telephone: 785-368-6207 Fax: 785-368-6284 Website: <a href="http://www.kanserve.org">http://www.kanserve.org</a>
Kentucky	Kentucky Commission on Community Volunteerism and Service 275 East Main Street, Mail Stop 3W-F Frankfort, KY 40621-0001 Telephone: 502-564-7420 Fax: 502-564-7478 Website: <a href="http://www.volunteerky.ky.gov">www.volunteerky.ky.gov</a>
Louisiana	Louisiana Serve Commission 263 Third Street, Suite 610-B Baton Rouge, LA 70801-1306 Telephone: 225-342-2038 Fax: 225-342-0106 Website: <a href="http://www.crt.state.la.us/laserve">http://www.crt.state.la.us/laserve</a>
Maine	Maine Commission for Community Service Maine State Planning Office 187 State Street 38 State House Station Augusta, ME 04330 Telephone: 207-287-5313 Fax: 207-287-8059 Website: <a href="http://www.maineservicecommission.gov">http://www.maineservicecommission.gov</a>
Maryland	Maryland Governor's Office on Service and Volunteerism State Office Building 301 West Preston Street, 15th Floor Baltimore, MD 21201 Telephone: 410-767-1216 Fax: 410-333-5957 Website: <a href="http://www.gosv.state.md.us">http://www.gosv.state.md.us</a>

State	State Commission Address
Massachusetts	<p>Massachusetts Service Alliance  100 North Washington Street, 3rd Floor  Boston, MA 02114  Telephone: 617-542-2544 x228  Fax: 617-542-0240  Website: <a href="http://www.msalliance.org">http://www.msalliance.org</a></p>
Michigan	<p>Michigan Community Service Commission  1048 Pierpont, Suite 4  Lansing, MI 48913  Telephone: 517-335-4295  Fax: 517-373-4977  Website: <a href="http://www.michigan.gov/mcsc">http://www.michigan.gov/mcsc</a></p>
Minnesota	<p>ServeMinnesota  431 South 7th Street, Suite 2540  Minneapolis, MN 55415  Telephone: 612-333-7740  Fax: 612-333-7758  Website: <a href="http://www.serveminnesota.org">http://www.serveminnesota.org</a></p>
Mississippi	<p>Mississippi Commission for Volunteer Service  3825 Ridgewood Road, Suite 601  Jackson, MS 39211-6463  Telephone: 601-432-6779  Fax: 601-432-6790  Website: <a href="http://www.mcvcs.org">http://www.mcvcs.org</a></p>
Missouri	<p>Missouri Community Service Commission  Harry S Truman Building, Suite 770  301 West High Street  Jefferson City, MO 65102  Telephone: 573-751-7488  Fax: 573-526-0463  Website: <a href="http://www.movolunteers.org">http://www.movolunteers.org</a></p>
Montana	<p>Montana Commission on Community Service  Office of the Governor - Office of Community Service  1301 Lockey Avenue, 3rd Floor  Helena, MT 59620-0801  Telephone: 406-444-5547  Fax: 406-444-4418  Website: <a href="http://www.mt.gov/mcsn">http://www.mt.gov/mcsn</a></p>
Nebraska	<p>Nebraska Volunteer Service Commission  State Capitol, 6th Floor  P.O. Box 98927  Lincoln, NE 68509-4848  Telephone: 402-471-6227  Fax: 402-471-6286  Website: <a href="http://www.nvsc.ne.gov">http://www.nvsc.ne.gov</a></p>

State	State Commission Address
Nevada	<p>Nevada Commission for National and Community Service  137 Keddie Street  Fallon, NV 89406  Telephone: 775-423-1461  Fax: 775-423-8039  Website: <a href="http://www.americorpsnevada.org">http://www.americorpsnevada.org</a></p>
New Hampshire	<p>Volunteer New Hampshire  117 Pleasant Street  Doloff Building, 4th Floor  Concord, NH 03301-3852  Telephone: 603-271-7202  Fax: 603-721-7203  Website: <a href="http://www.volunteernh.org">http://www.volunteernh.org</a></p>
New Jersey	<p>New Jersey Commission on National and Community Service, Department of State  225 West State Street, 5th Floor  P.O. Box 459  Trenton, NJ 08625-0459  Telephone: 609-633-9627  Fax: 609-777-2939  Website: <a href="http://www.state.nj.us/state/amicorps">http://www.state.nj.us/state/amicorps</a></p>
New Mexico	<p>New Mexico Commission for Community Volunteerism  Children, Youth and Family Department  3401 Pan American Freeway, Northeast  Albuquerque, NM 87107-4785  Telephone: 505-841-4841  Fax: 505-841-4839  Website: <a href="http://www.newmexserve.org">http://www.newmexserve.org</a></p>
New York	<p>New York Commission for National and Community Service  52 Washington Street, Capital View Office Park  Room 309 South  Rensselaer, NY 12144-2796  Telephone: 518-473-8882  Fax: 518-402-3817  Website: <a href="http://www.ocfs.state.ny.us/main/youth">www.ocfs.state.ny.us/main/youth</a></p>
North Carolina	<p>North Carolina Commission on Volunteerism and Community Service  Governor's Office of Citizen Affairs  20312 Mail Service Center  Raleigh, NC 27699-0312  Telephone: 919-715-3470  Fax: 919-715-8677  Website: <a href="http://www.volunteernc.org">http://www.volunteernc.org</a></p>

State	State Commission Address
North Dakota	<p>North Dakota Workforce Development Council - State Commission on National and Community Service            Department of Commerce            1600 East Century Avenue, Suite 2            P.O. Box 2057            Bismarck, ND 58502-2057            Telephone: 701-328-5345            Fax: 701-328-5320            Website: <a href="http://www.ndcommerce.com">http://www.ndcommerce.com</a></p>
Ohio	<p>Ohio Community Service Council            51 North High Street, Suite 800            Columbus, OH 43215            Telephone: 614-728-2916            Fax: 614-728-2921            Website: <a href="http://www.serveohio.org">http://www.serveohio.org</a></p>
Oklahoma	<p>Oklahoma Community Service Commission            1401 North Lincoln Blvd.            Oklahoma City, OK 73104            Telephone: 405-235-7278            Fax: 405-235-7036            Website: <a href="http://www.okamericorps.com">http://www.okamericorps.com</a></p>
Oregon	<p>Oregon Commission for Voluntary Action and Service            1600 Southwest Fourth Avenue, Suite 850            Portland, OR 97201-5522            Telephone: 503-725-5903            Fax: 503-725-8335            Website: <a href="http://www.oregonvolunteers.org">http://www.oregonvolunteers.org</a></p>
Pennsylvania	<p>PennSERVE: The Governor's Office of Citizen Service            1306 Labor and Industry Building            7th and Forster Streets            Harrisburg, PA 17120            Telephone: 717-787-1971            Fax: 717-705-4215            Website: <a href="http://www.pennserve.state.pa.us">http://www.pennserve.state.pa.us</a></p>
Rhode Island	<p>Rhode Island Service Alliance            143 Prairie Avenue            Providence, RI 02905            Telephone: 401-331-2298 x19            Fax: 401-331-2273            Website: <a href="http://www.riservicealliance.org">http://www.riservicealliance.org</a></p>

State	State Commission Address
South Carolina	<p>South Carolina Commission on National and Community Service            3710 Landmark Drive, Suite 200            Columbia, SC 29204-4062            Telephone: 803-734-4796            Fax: 803-734-4825            Website: <a href="http://www.servicesc.org">http://www.servicesc.org</a></p>
Tennessee	<p>Tennessee Commission on National and Community Service            William R. Snodgrass Tennessee Tower            312 8th Avenue North, Suite 1200            Nashville, TN 37243-0001            Telephone: 615-532-9416            Fax: 615-532-6950            Website: <a href="http://www.volunteertennessee.net">http://www.volunteertennessee.net</a></p>
Texas	<p>OneStar National Service Commission            816 Congress Avenue, Suite 900            Austin, TX 78701            Telephone: 512-473-2140            Fax: 512-473-8228            Website: <a href="http://www.onestarfoundation.org">http://www.onestarfoundation.org</a></p>
Utah	<p>Utah Commission on Volunteers            324 South State Street, Suite 500            Salt Lake City, UT 84111-2321            Telephone: 801-538-8664, General 801-538-8700            Fax: 801-538-8690            Website: <a href="http://www.volunteers.utah.gov">http://www.volunteers.utah.gov</a></p>
Vermont	<p>Vermont Commission on National and Community Service            109 State Street            Montpelier, VT 05609-4801            Telephone: 802-828-4982            Fax: 802-828-4988            Website: <a href="http://www.state.vt.us/cncs">http://www.state.vt.us/cncs</a></p>
Virginia	<p>Virginia Commission for National and Community Service            7 North Eighth Street            Richmond, VA 23219            Telephone: 804-726-7072            Fax: 804-726-7024            Website: <a href="http://www.vaservice.org">http://www.vaservice.org</a></p>
Washington	<p>Washington Commission on National and Community Service            210 11th Avenue, Southwest, Suite G-4            Olympia, WA 98504-3113            Telephone: 360-902-0663            Fax: 360-586-3964            Website: <a href="http://www.ofm.wa.gov/servewa">http://www.ofm.wa.gov/servewa</a></p>



State	State Commission Address
West Virginia	West Virginia Commission for National and Community Service 601 Delaware Ave. Charleston, WV 25302 Telephone: 304-558-0111 Fax: 304-558-0101 Website: <a href="http://www.volunteerwv.org">http://www.volunteerwv.org</a>
Wisconsin	Wisconsin National and Community Service Board 1 West Wilson Street, Room 456 Madison, WI 53703 Telephone: 608-261-6716 Fax: 608-266-9313 Website: <a href="http://www.servewisconsin.org">http://www.servewisconsin.org</a>
Wyoming	ServeWyoming - Wyoming Commission on National and Community Service 229 East 2nd Street, Suite 203 Casper, WY 82601 Telephone: 307-234-3428 Fax: 307-234-3438 Website: <a href="http://www.servewyoming.org">www.servewyoming.org</a>