

EVERYONE IS A PEDESTRIAN



CROSSING ADVICE FOR PEDESTRIANS

Each year about 5,000 pedestrians are killed and 69,000 are injured in motor vehicular crashes. Young children and the elderly are more likely to be killed or injured in a pedestrian crash than any other age group. While many are quick to blame drivers for pedestrian fatalities and injuries, the pedestrian is many times also at fault.

We are all pedestrians at one time or another, and the traffic signals, signs and pavement markings are there to assure our safety. However, we should realize that no amount of traffic control devices will be able to protect us from ourselves if we do not pay attention to the “Signs of Safety” all around us.

“CROSSING RULES” FOR PEDESTRIANS

ALWAYS follow these steps when crossing a street:

- Always use a marked crosswalk when one is available. The bright white lines of a crosswalk remind motorists to look out for pedestrians.
- STOP at the CURB, edge of road, corner or parked vehicle before proceeding across.
- **Look left-right-left**, and if it’s clear, begin crossing.
- Continue to check for traffic in all directions, especially for vehicles turning “Right-on-Red.”
- If there is traffic, make eye contact with the driver/s so they see you, understand your intention, and STOP before you start to cross.






U.S. Department
of Transportation
**Federal Highway
Administration**

Publication No. FHWA-SA-01-001
HSA-1/3-01 (10M)E

AT THE INTERSECTION CROSS ONLY ON THE PROPER SIGNAL

At signalized intersections that don't have pedestrian signals, pedestrians facing a green light may cross within a crosswalk in the direction of the light, but only when it is safe to do so.

At signalized intersections with pedestrian signals, it's important to follow the directions given by the signals.

- If there is a push button, press the button and wait for the pedestrian signal to display the "walk" indication. The "walk" signal indicates that a pedestrian facing the signal indication may proceed across the roadway in that direction. Remember to follow the basic "Crossing Rules" and check for turning vehicles. 
- A flashing "don't walk" signal indication means that a pedestrian shall not start to cross the roadway in the direction of the indication, but any pedestrian who has partly completed their crossing shall finish crossing or proceed to a safety island in that direction. 
- A steadily illuminated "don't walk" indication means a pedestrian shall not enter the roadway in the direction of the indication. Pedestrians waiting to cross must wait for the next "walk" signal. 
- Remember, don't take those "NO RIGHT TURN ON RED" signs for granted. Always check for turning vehicles before stepping off the curb — motorists make mistakes too.

AND DON'T FORGET . . .

- ALWAYS use sidewalks when they are available.
- On roads without sidewalks, walk on the left side of the road, facing traffic.
- Watch for cars backing out of parking spaces and driveways.
- Never walk along or attempt to cross expressways, interstate highways, or turnpikes.
- Almost 60 percent of all pedestrian fatalities occur between 6:00 p.m. and 6:00 a.m., so when walking at night, **wear something retroreflective** on your clothing and shoes, or just carry a flashlight. Drivers will be able to see you from 2 to 3 times further away with the retroreflective materials.
- About 33 percent of all pedestrians killed have a blood alcohol content (BAC) of 0.1 or greater — so limit any alcohol consumption if you plan to walk.

**Remember these and other crossing rules —
review these tips with others.**

View our website at http://safety.fhwa.dot.gov/programs/ped_bike.htm