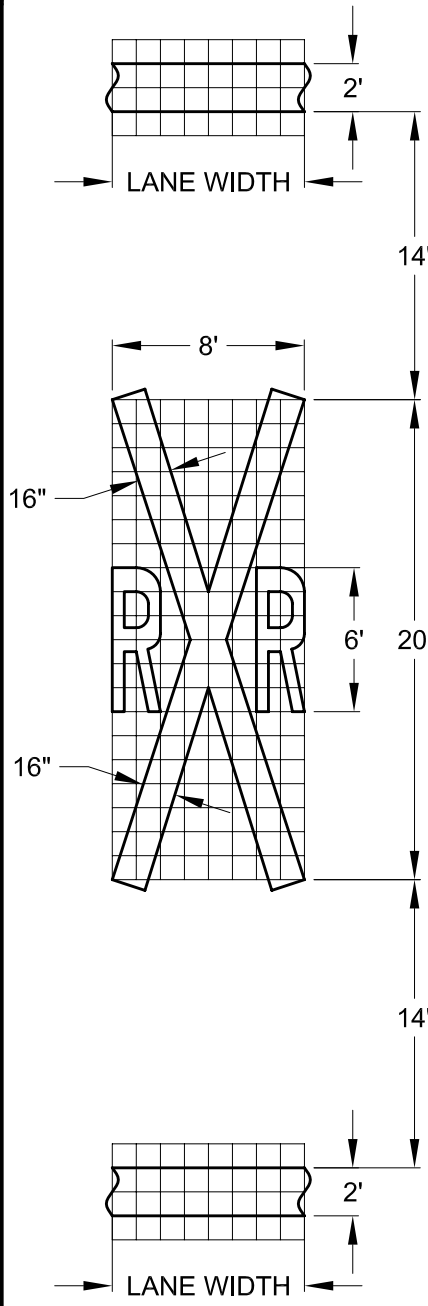




CITY OF LODI

PUBLIC WORKS DEPARTMENT

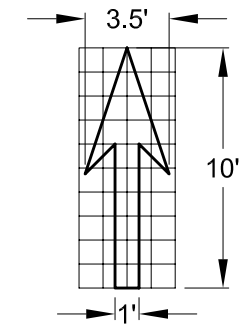
PAVEMENT MARKING DETAILS



RAILROAD CROSSING SYMBOL

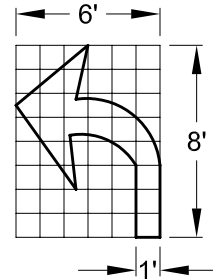
A = 70 SQ. FT.
12 INCH GRID

*THE 70 SQ. FT. DOES NOT INCLUDE THE
2' X LANE WIDTH TRANSVERSE LINES



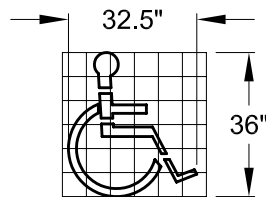
TYPE I (10) ARROW

A = 14 SQ. FT.
12 INCH GRID



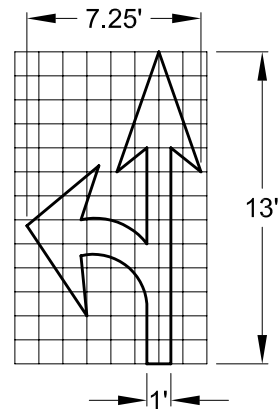
TYPE IV (L) ARROW

(FOR TYPE IV(R) ARROW
USE MIRROR IMAGE)
A = 15 SQ. FT.
12 INCH GRID




HANDICAPPED PARKING

A = 3 SQ. FT.
6 INCH GRID



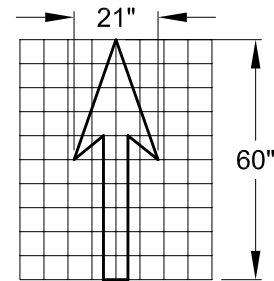
TYPE VII (L) ARROW

(FOR TYPE VII(R) ARROW
USE MIRROR IMAGE)
A = 27 SQ. FT.
12 INCH GRID



BIKE LANE SYMBOL

A = 7 SQ. FT.
4 INCH GRID



BIKE LANE ARROW

A = 7 SQ. FT.
6 INCH GRID

ARROWS TO BE INSTALLED 10' FROM
BEGINNING OF TURN POCKET

Dr.	No.	Date	Revision	Appr.
JSB				
PJF				
Date				
2/04				

Approved By:

 F. Wally Sandelin
 City Engineer
 R.C.E. 39895
 2/12/04
 Date

STD PLAN
710-1