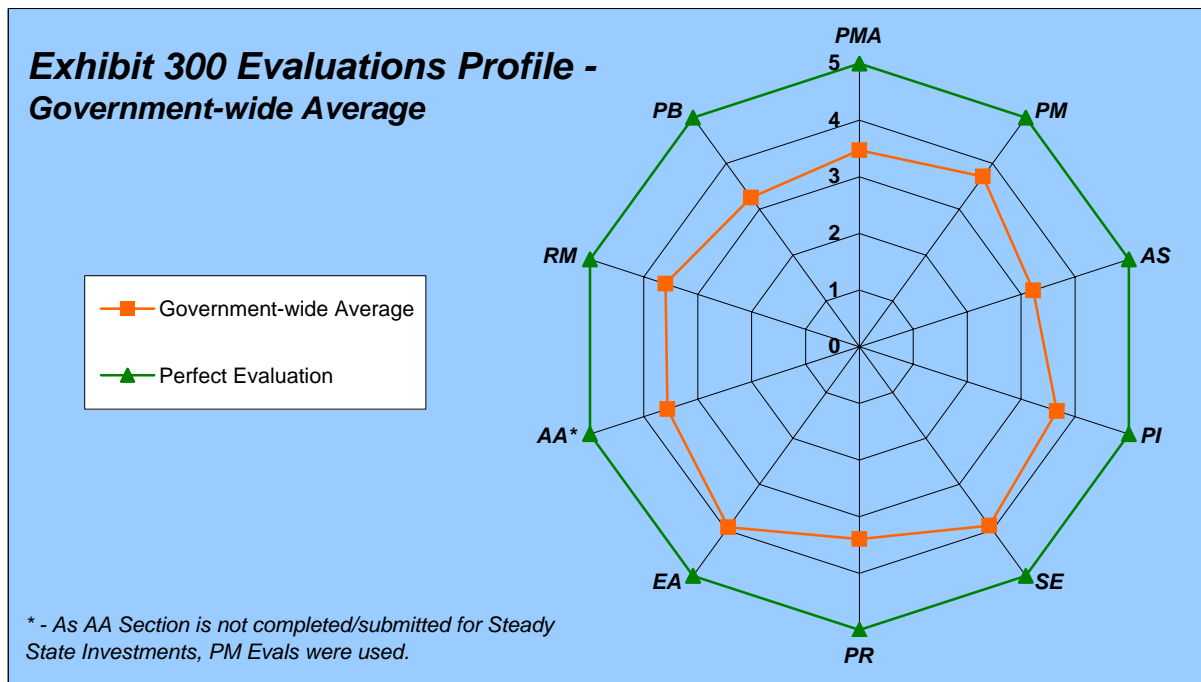


## Exhibit 300 Evaluations Profile - Government-wide Average

	Evaluation Sections										Total
	PMA	PM	AS	PI	SE	PR	EA	AA*	RM	PB	
<b>Government-wide Average</b>	3.5	3.7	3.2	3.7	3.9	3.4	3.9	3.6	3.6	3.3	<b>36</b>
<b>Perfect Evaluation</b>	5	5	5	5	5	5	5	5	5	5	<b>50</b>



### Sections of the Exhibit 300:

- 1. Alignment with the President's Management Agenda (PMA)**
- 2. Project Management (PM)**
- 3. Acquisition Strategy (AS)**
- 4. Performance Information (PI)**
- 5. Security (SE)**
- 6. Privacy (PR)**
- 7. Enterprise Architecture (EA)**
- 8. Alternative Analysis (AA)**
- 9. Risk Management (RM)**
- 10. Cost Schedule and Performance (PB)**


Comparison of the Management Watch List by FY2008 Quarters

Agency	FY 2009 President's Budget (Q1 FY 2008)			FY 2009 President's Budget (Q2 FY 2008)			Q3 FY 2008 - Update		
	# of Exhibit 300s for FY 09	# of 300s on the MWL	% of Portfolio on MWL	# of Exhibit 300s for FY 09	# of 300s on the MWL	% of Portfolio on MWL	# of Exhibit 300s for FY 09	# of 300s on the MWL	% of Portfolio on MWL
Department of Agriculture	37	37	100%	37	37	100%	37	37	100%
Department of Commerce	61	61	100%	61	61	100%	61	61	100%
Department of Defense	62	62	100%	63	63	100%	63	63	100%
Department of Education	30	27	90%	28	11	39%	28	11	39%
Department of Energy	26	0	0%	26	0	0%	26	0	0%
Department of Health and Human Services	70	70	100%	68	56	82%	68	29	43%
Department of Homeland Security	71	52	73%	71	42	59%	71	28	39%
Department of Housing and Urban Development	10	0	0%	10	0	0%	10	0	0%
Department of the Interior	50	46	92%	50	50	100%	50	50	100%
Department of Justice	17	0	0%	17	0	0%	17	0	0%
Department of Labor	40	40	100%	40	40	100%	40	0	0%
Department of State	22	11	50%	22	3	14%	22	1	5%
US Agency for International Development	7	4	57%	4	1	25%	4	0	0%
Department of Transportation	46	22	48%	46	6	13%	46	2	4%
Department of the Treasury	65	59	91%	61	22	36%	61	4	7%
Department of Veterans Affairs	40	40	100%	40	40	100%	40	40	100%
Corps of Engineers	10	10	100%	10	10	100%	10	10	100%
Environmental Protection Agency	21	3	14%	21	1	5%	21	0	0%
General Services Administration	27	7	26%	27	2	7%	27	0	0%
National Aeronautics and Space Administration	25	0	0%	25	0	0%	25	0	0%
National Archives and Records Administration	7	0	0%	7	0	0%	7	0	0%
National Science Foundation	6	0	0%	6	0	0%	6	0	0%
Nuclear Regulatory Commission	15	15	100%	15	15	100%	15	15	100%
Office of Management and Budget	2	1	50%	3	0	0%	3	0	0%
Office of Personnel Management	10	10	100%	10	10	100%	10	1	10%
Small Business Administration	8	7	88%	8	3	38%	8	0	0%
Smithsonian Institution	13	0	0%	13	0	0%	13	0	0%
Social Security Administration	12	1	8%	12	0	0%	12	0	0%
<b>TOTAL</b>	<b>810</b>	<b>585</b>	<b>72%</b>	<b>801</b>	<b>473</b>	<b>59%</b>	<b>801</b>	<b>352</b>	<b>44%</b>

## *Agency Specific Exhibit 300 Evaluation Profiles*

### **Sections of the Exhibit 300:**

1. **Alignment with the President's Management Agenda (PMA)**
2. **Project Management (PM)**
3. **Acquisition Strategy (AS)**
4. **Performance Information (PI)**
5. **Security (SE)**
6. **Privacy (PR)**
7. **Enterprise Architecture (EA)**
8. **Alternative Analysis (AA)**
9. **Risk Management (RM)**
10. **Cost Schedule and Performance (PB)**



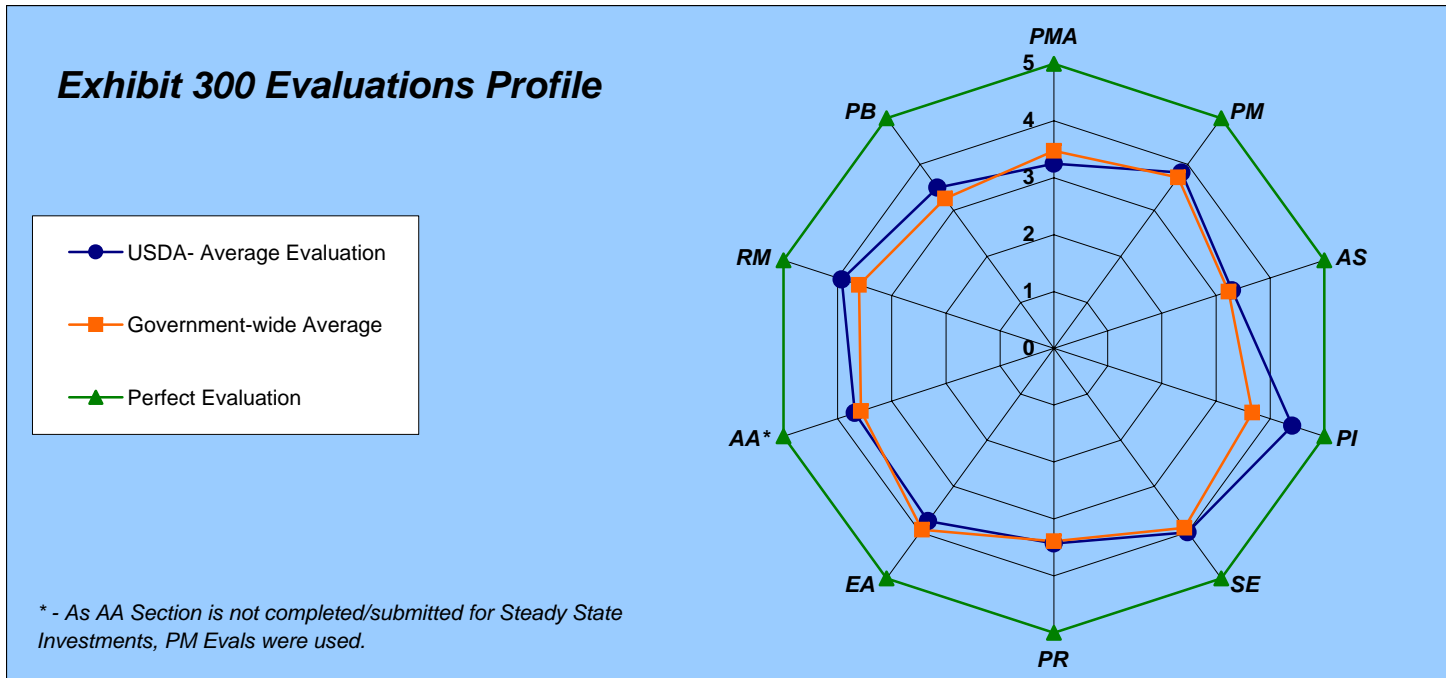
### **Management Watch List Criteria:**

- **Weak Overall** - Overall evaluation of 30 or less
- **Weak Security** - Security section evaluation of 3 or less
- **Weak Evaluation** - A non-security section with evaluation of 2 or less
- **PM Mismatch** - Project Manager rating mismatched between agency's Exhibit 53 & Exhibit 300
- **PM Not Valid** - The Project Manager identified for the investment has not been validated as qualified for the Investment per the agency's Exhibit 53
- **Weak CA** – Agency failed to receive a “satisfactory” or better evaluation by the agency's Inspector General (IG) as reported in their annual Federal Information Security Management Act (FISMA) reports for the quality of their Certification and Accreditation (C&A) process
- **Weak PIA** – Agency failed to receive a “satisfactory” or better evaluation by the agency's IG as reported in their annual FISMA reports for the quality of their Privacy Impact Assessment (PIA) process
- **Weak EVM** – Agency is rated red for the Cost/Schedule Performance element of the PMA E-Gov Scorecard
- **Consistency Issues** – General overall consistency issues with the content within the submitted Exhibit 300

Note: FY 2009 President's Budget, Analytical Perspectives Volume, Supplemental Materials, Table 9-6. "FY 2009 Exhibit 300 Evaluation Criteria" is available at ([http://www.whitehouse.gov/omb/budget/fy2009/pdf/ap\\_cd\\_rom/9\\_6.pdf](http://www.whitehouse.gov/omb/budget/fy2009/pdf/ap_cd_rom/9_6.pdf))

## Exhibit 300 Evaluations Profile - Agency - USDA

	Evaluation Sections										Total
	PM	PM	AS	PI	SE	PR	EA	AA*	RM	PB	
USDA - Average Evaluation	3.2	3.8	3.3	4.4	4.0	3.4	3.8	3.7	3.9	3.5	37
Government-wide Average	3.5	3.7	3.2	3.7	3.9	3.4	3.9	3.6	3.6	3.3	36
Perfect Evaluation	5	5	5	5	5	5	5	5	5	5	50



### Sections of the Exhibit 300:

1. Alignment with the President's Management Agenda (PMA)
2. Project Management (PM)
3. Acquisition Strategy (AS)
4. Performance Information (PI)
5. Security (SE)
6. Privacy (PR)
7. Enterprise Architecture (EA)
8. Alternative Analysis (AA)
9. Risk Management (RM)
10. Cost Schedule and Performance (PB)

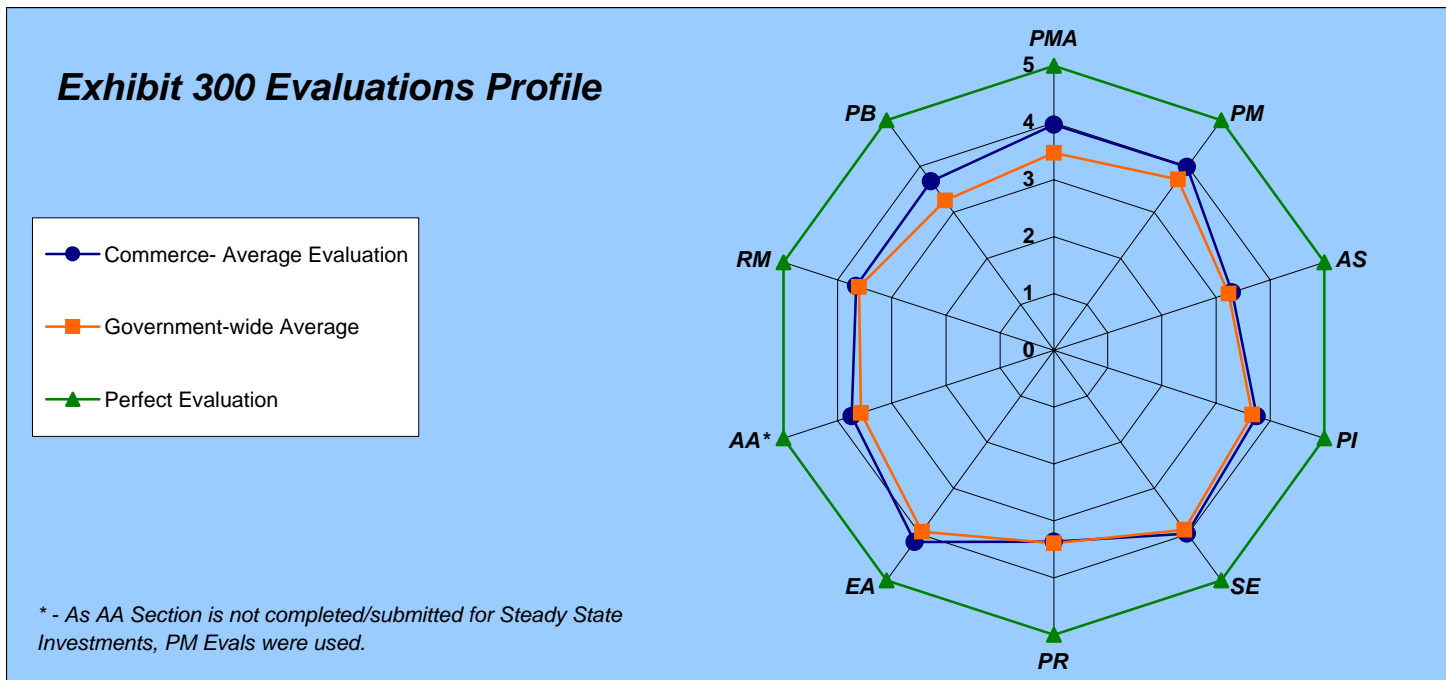
## Management Watch List (MWL) Evals: *Department of Agriculture*

UPI	Project Name	Overall	PMA	PM	AS	PI	SE	PR	EA	AA*	RM	PB
005-53-01-11-01-2000-00	Conservation Program Delivery	41	3	4	4	5	4	4	5	4	4	4
005-55-01-01-01-1010-00	Multi-Family Management - MFM	41	4	4	3	5	4	4	5	4	4	4
005-55-01-01-01-1060-00	Program Funds Control System	41	3	4	4	5	4	4	5	4	4	4
005-84-01-41-01-0210-00	Store Tracking and Redemption System (STARS)	41	4	4	3	5	4	4	5	4	4	4
005-53-01-11-01-1000-00	Natural Resource Information, Inventory, & Assessment	40	3	4	4	5	4	3	5	4	4	4
005-55-01-01-01-1050-00	Guaranteed	40	3	4	4	4	4	4	5	4	4	4
005-84-01-01-01-1060-00	Integrated Program Accounting System (IPAS)	40	3	4	4	4	4	4	5	4	4	4
005-96-01-01-01-0060-00	USDA Forest Service Automated Timber Sales Accounting (ATSA)	40	3	4	3	5	4	4	5	4	4	4
005-53-01-11-01-0013-00	Water and Climate Information System	39	3	4	3	5	4	3	5	4	4	4
005-03-01-01-01-1020-00	Corporate Financial Management Systems	38	4	4	3	5	4	3	3	4	4	4
005-03-01-01-01-2000-00	Legacy Payroll/Personnel System (PPS)	38	4	4	3	5	4	3	3	4	4	4
005-49-01-01-01-0107-00	Consolidated General Sales Manager	38	3	4	4	5	4	4	3	4	4	3
005-49-01-51-01-0103-00	Consolidated Farm Loan Program Information and Delivery System #103	38	3	3	4	5	4	4	5	3	4	3
005-96-01-11-01-2137-00	Natural Resource Manager (NRM)	38	4	4	3	5	4	3	3	4	4	4
005-03-01-01-01-1000-00	Corporate Property Automated Information System	37	3	4	3	4	4	3	5	3	4	4
005-03-03-11-01-8004-00	USDA Identity And Access Management (IAM)	37	3	4	3	5	4	3	5	3	4	3
005-49-01-01-01-0106-00	Consolidated Financial Management Information Systems	37	3	4	3	5	4	4	3	4	4	3
005-49-01-61-01-1010-00	Processed Commodities Inventory Management System (PCIMS)	37	3	3	4	4	4	4	5	3	4	3
005-55-01-01-01-1070-00	Commerical	37	4	4	3	4	4	4	4	3	4	3
005-96-01-01-01-0069-00	USDA Forest Service National Financial Applications	37	3	4	3	4	4	4	3	4	4	4
005-96-01-11-01-0040-00	Resource Ordering and Status System	37	3	3	3	5	4	4	4	3	4	4
005-96-01-11-01-0172-00	Fire Program Analysis System - Phase 2 (FPA-2)	37	3	4	3	5	4	4	3	4	4	3
005-03-01-01-01-1251-24	Human Resources Line of Business: Service Center	36	4	3	3	5	4	3	3	4	3	4
005-03-01-81-01-1020-00	Integrated Acquisition System	36	4	4	3	3	4	4	4	3	4	3

<b>UPI</b>	<b>Project Name</b>	<b>Overall</b>	<b>PMA</b>	<b>PM</b>	<b>AS</b>	<b>PI</b>	<b>SE</b>	<b>PR</b>	<b>EA</b>	<b>AA*</b>	<b>RM</b>	<b>PB</b>
005-03-02-01-01-9999-00	USDA-Wide Consolidated Infrastructure, Office Automation, and Telecommunications (IOAT)	36	3	4	3	5	4	3	3	4	4	3
005-32-01-61-01-9010-00	National Animal Identification System (NAIS)	36	3	4	4	5	4	4	2	3	4	3
005-35-01-61-01-1310-00	FSIS Public Health Information Consolidation Projects(PHICP)	36	4	4	3	5	4	3	2	3	4	4
005-47-01-51-01-0001-00	RMA-01 Financial Management Systems	36	3	4	3	4	4	4	3	4	4	3
005-55-01-01-01-1020-00	Consumer	36	3	4	4	3	4	3	4	4	4	3
005-15-01-51-01-2200-00	NASS Survey Processing System	35	3	4	3	3	4	3	3	4	4	4
005-47-01-51-01-0002-00	Corporate Insurance Information System	35	3	4	4	3	4	3	3	4	4	3
005-32-01-61-01-2001-00	APHIS Comprehensive Electronic Permit System (ePermits)	34	3	4	3	3	4	3	3	3	4	4
005-49-01-51-01-0084-00	Geographic Information System 0084	34	3	4	3	5	4	3	2	3	3	4
005-49-01-51-01-0097-00	Farm Program Modernization (MIDAS)	34	3	4	3	5	4	2	3	4	4	2
005-45-01-61-01-8012-00	Web Based Supply Chain Management (WBSCM)	33	3	3	3	3	4	3	4	4	3	3
005-47-01-51-01-0013-00	RMA-13 Emerging Information Technology Architecture - Electronic Written Agreement Project	33	3	3	3	4	4	3	3	3	4	3
005-03-01-01-01-1102-00	Financial Management Modernization Initiative	31	3	3	3	3	4	2	3	4	4	2

## Exhibit 300 Evaluations Profile - Agency - Commerce

	Evaluation Sections										Total
	PM	PM	AS	PI	SE	PR	EA	AA*	RM	PB	
Commerce - Average Evaluation	4.0	4.0	3.3	3.8	4.0	3.4	4.2	3.7	3.7	3.7	38
Government-wide Average	3.5	3.7	3.2	3.7	3.9	3.4	3.9	3.6	3.6	3.3	36
Perfect Evaluation	5	5	5	5	5	5	5	5	5	5	50



### Sections of the Exhibit 300:

1. Alignment with the President's Management Agenda (PMA)
2. Project Management (PM)
3. Acquisition Strategy (AS)
4. Performance Information (PI)
5. Security (SE)
6. Privacy (PR)
7. Enterprise Architecture (EA)
8. Alternative Analysis (AA)
9. Risk Management (RM)
10. Cost Schedule and Performance (PB)

## Management Watch List (MWL) Evals: *Department of Commerce*

UPI	Project Name	Overall	PMA	PM	AS	PI	SE	PR	EA	AA*	RM	PB
006-07-01-02-01-4007-00	Census - Economic Census and Surveys	42	4	4	4	5	4	4	5	4	4	4
006-07-01-02-01-4001-00	Census - American Community Survey	41	4	4	4	5	4	3	5	4	4	4
006-08-01-24-01-5252-00	BEA Estimation Information Technology System (BEA-EITS)	41	4	4	4	4	4	4	5	4	4	4
006-55-04-00-01-7080-00	NIST-wide Grant Management Information System	41	4	4	3	5	4	4	5	4	4	4
006-07-01-02-01-4005-00	Census - Demographic Surveys Statistical IT Support	40	4	4	3	4	4	4	5	4	4	4
006-07-01-02-01-4009-00	Census - Geographic Support Systems	40	4	4	3	4	4	4	5	4	4	4
006-25-01-50-01-0090-24	ITA International Trade Process Streamlining (ITPS)	40	5	4	4	3	4	4	4	4	4	4
006-48-01-12-01-3211-00	NOAA/NESDIS/ NPOESS Data Exploitation (NDE)	40	4	4	4	4	4	3	5	4	4	4
006-48-01-16-01-3206-00	NOAA/NESDIS/ Satellite Operations Control Center Command and Data Acquisition (SOCC/CDA)	40	4	4	4	4	4	3	5	4	4	4
006-07-01-02-01-4008-00	Census - Field Support Systems	39	4	4	3	4	4	3	5	4	4	4
006-07-01-02-01-4010-00	Census - The Longitudinal Employer-Household Dynamics Program (LEHD)	39	4	4	3	4	4	3	5	4	4	4
006-48-01-12-01-3101-00	NOAA/NWS/ Advanced Weather Interactive Processing System (AWIPS)	39	4	4	4	4	4	4	3	4	4	4
006-48-01-12-01-3102-00	NOAA/NWS/ Next Generation Weather Radar (NEXRAD) System Product Improvement	39	4	4	3	4	4	3	5	4	4	4
006-48-01-12-01-3103-00	NOAA/NWS/ Next Generation Weather Radar (NEXRAD) Operations and Maintenance	39	4	4	4	4	4	3	5	4	3	4
006-48-01-12-01-3117-00	NOAA/NWS/ COOP Historical Climate Network - Modernization (HCN-M)	39	4	4	3	4	4	3	5	4	4	4
006-48-01-12-01-3120-00	NOAA/NWS/ NWS Dissemination Systems (NDS)	39	4	4	4	5	4	4	3	4	3	4
006-48-01-13-01-3209-00	NOAA/NESDIS/ NOAA National Data Centers (NNDC)	39	4	4	3	4	4	4	5	4	3	4
006-48-01-16-01-3201-00	NOAA/NESDIS/ GOES Ground System	39	4	4	3	4	4	3	5	4	4	4
006-48-01-16-01-3204-00	NOAA/NESDIS/ Office of Satellite Data Processing and Distribution (OSDPD) Systems Critical Infrastructure Protection (CIP)	39	4	4	4	4	4	3	5	3	4	4
006-48-01-16-01-3213-00	NOAA/NESDIS/ Environmental Satellite Processing Center (ESPC)	39	4	4	3	4	4	3	5	4	4	4
006-51-01-01-01-8001-00	USPTO Consolidated Financial System (CFS)	39	4	4	3	4	4	4	5	3	4	4
006-03-01-60-01-0502-00	Commerce Business Environment	38	4	4	4	3	4	4	4	4	3	4
006-07-01-02-01-4011-00	Census - MAF/TIGER Enhancements	38	4	4	3	4	4	4	5	3	3	4

Tuesday, July 15, 2008



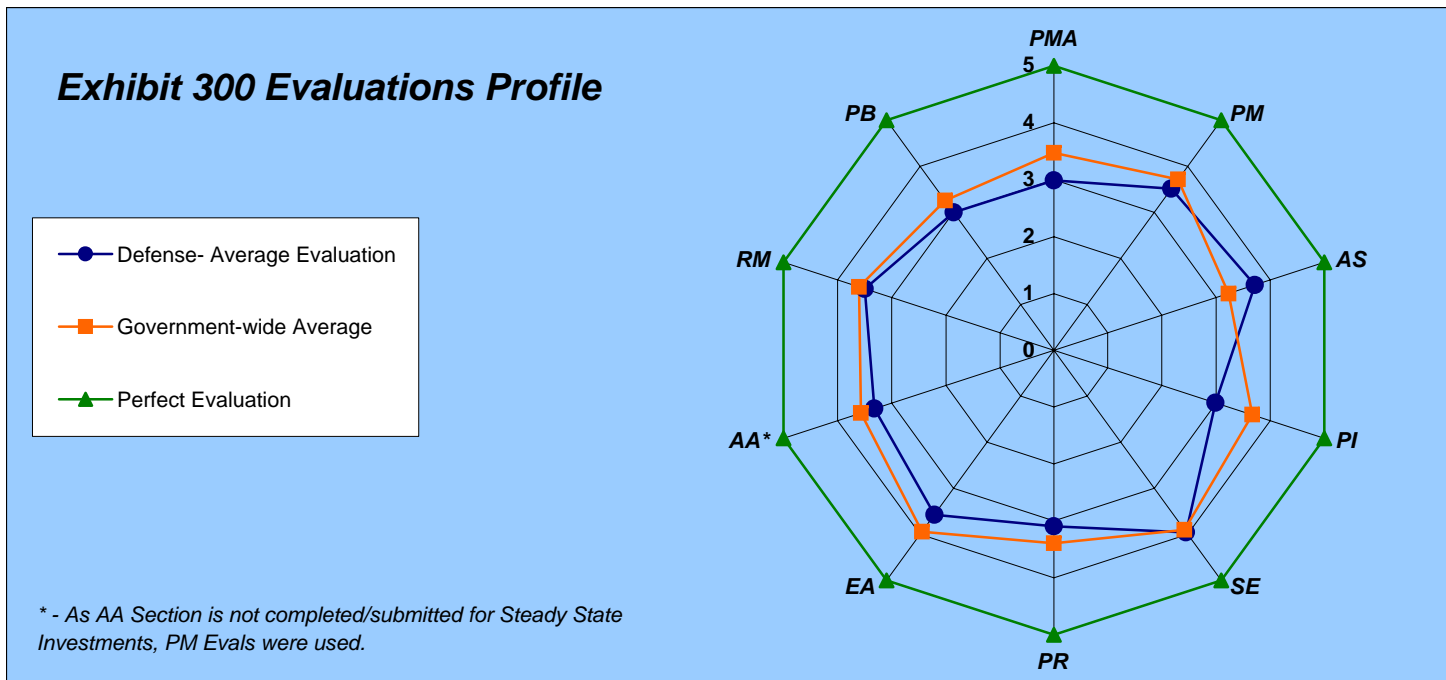
UPI	Project Name	Overall	PMA	PM	AS	PI	SE	PR	EA	AA*	RM	PB
006-48-01-15-01-3208-00	NOAA/NESDIS/ Search and Rescue Satellite-Aided Tracking (SARSAT)	38	4	4	4	4	4	3	5	4	3	3
006-48-01-15-01-3401-00	NOAA/NOS/ Nautical Charting System	38	4	4	3	5	4	3	3	4	4	4
006-48-01-15-01-3402-00	NOAA/NOS/ PORTS & NWLON	38	4	4	3	5	4	3	3	4	4	4
006-48-01-16-01-3212-00	NOAA/NESDIS/ NPOESS Ground System	38	4	4	3	4	4	3	5	3	4	4
006-48-01-16-01-3215-00	NOAA/NESDIS/ GOES-R Series Ground Segment	38	4	4	4	4	4	3	3	4	4	4
006-07-01-02-01-4003-00	Census - Data Access and Dissemination System	37	4	4	3	4	4	4	4	4	3	3
006-30-01-25-01-5515-00	BIS Legacy Export Control	37	4	4	3	4	4	3	3	4	4	4
006-48-01-01-01-3803-00	NOAA/OCIO/ NOAA Non-Core CBS Financial Management System (PCS)	37	3	4	3	4	4	3	5	4	4	3
006-48-01-12-01-3106-00	NOAA/NWS/ National Weather Service Telecommunication Gateway (NWSTG) System (Legacy, Replacement, and CIP)	37	4	4	3	3	4	3	4	4	4	4
006-48-01-12-01-3111-00	NOAA/NWS/ NOAA Weather Radio (NWR) All Hazards Weather Network (NAHWN) aka All Hazards Emergency Message Collection System (HazCollect)	37	4	4	4	3	4	3	3	4	4	4
006-48-01-12-01-3112-00	NOAA/NWS/ National Air Quality Forecast Capability	37	4	4	3	4	4	3	5	3	4	3
006-48-01-12-01-3115-00	NOAA/NWS/ NWS Office of Hydrologic Development (OHD)	37	4	4	3	3	4	3	4	4	4	4
006-48-01-12-01-3118-00	NOAA/NWS/ NWS Regions & Field	37	4	4	3	3	4	4	4	4	3	4
006-48-01-13-01-3214-00	NOAA/NESDIS/National Integrated Drought Information System (NIDIS) Implementation	37	4	4	3	4	4	3	3	4	4	4
006-48-01-17-01-3104-00	NOAA/NWS/ NCEP Weather and Climate Operational Supercomputer Systems (WCOSS Primary and Backup)	37	4	4	4	3	4	3	4	4	3	4
006-48-01-17-01-3113-00	NOAA/NWS/ NCEP Weather and Climate Computing Infrastructure Services (WCCIS)	37	4	4	4	3	4	3	4	4	3	4
006-48-01-17-01-3804-00	NOAA/OCIO/ NOAA R&D High Performance Computing System	37	4	4	4	3	4	3	3	4	4	4
006-48-04-00-01-3802-00	NOAA/OCIO/ NOAA Grants On-line	37	4	4	3	3	4	4	4	4	3	4
006-51-01-01-01-8002-00	USPTO Revenue Accounting and Management System (RAM)	37	4	4	3	4	4	4	5	3	4	2
006-51-01-03-01-8018-00	USPTO Patent File Wrapper (PFW) Program	37	4	4	3	4	4	4	5	3	4	2
006-03-01-01-01-0510-00	Commerce Business Systems (CBS) (formerly Commerce Administrative Management System (CAMS))	36	4	4	3	3	4	3	4	4	3	4
006-03-02-00-01-0511-00	Department of Commerce Consolidated IT Infrastructure	36	4	4	3	3	4	4	4	3	4	3
006-06-04-00-01-6001-00	EDA Operations Planning and Control System (OPCS) and Loan Billing and Management System (LBMS)	36	3	4	3	3	4	4	3	4	4	4

Tuesday, July 15, 2008

UPI	Project Name	Overall	PMA	PM	AS	PI	SE	PR	EA	AA*	RM	PB
006-30-01-25-01-5501-00	BIS ECASS2000+	36	4	4	3	3	4	3	4	3	4	4
006-48-01-01-01-3801-00	NOAA/OCIO/ Financial Management IT Operations	36	4	4	4	3	4	3	3	3	4	4
006-48-01-12-01-3124-00	NOAA/NWS/ Weather Radio Improvement Project (WRIP)	36	4	4	3	4	4	3	5	3	3	3
006-48-01-13-01-3205-00	NOAA/NESDIS/ Comprehensive Large Array-data Stewardship System (CLASS)	36	4	4	3	4	4	3	3	4	3	4
006-48-01-13-01-3504-00	NOAA/OAR/ NOAA Research Scientific Computing Support	36	4	4	3	3	4	3	3	4	4	4
006-48-01-15-01-3403-00	NOAA/NOS/ Geodetic Support System	36	4	4	3	3	4	3	3	4	4	4
006-48-01-16-01-3202-00	NOAA/NESDIS/ POES Ground System	36	4	4	3	3	4	3	4	4	3	4
006-51-01-07-01-8008-00	USPTO Business Continuity and Disaster Recovery Program	36	4	4	3	4	4	4	4	3	4	2
006-55-01-26-01-7045-00	NIST Central IT Support for Science	36	3	4	3	3	4	4	4	4	4	3
006-60-01-29-01-7312-00	NTIA - Radio Spectrum Management: Federal Spectrum Management System (FSMS)	36	4	4	3	5	4	3	3	4	3	3
006-48-01-12-01-3119-00	NOAA/NWS/ NDBC Ocean Observing System of Systems (NOOSS)	35	4	4	3	3	4	3	3	4	3	4
006-07-01-02-01-4004-00	Census - Decennial 2010 Systems Design and Integration, and Decennial 2010 Testing and Evaluation	34	4	4	3	4	3	4	4	3	3	2
006-30-01-25-01-5510-00	BIS ECASS Modernization	34	4	4	3	3	4	3	4	3	3	3
006-51-01-04-01-8019-00	USPTO First Action System for Trademarks (FAST)	34	4	4	3	4	4	3	4	3	3	2
006-48-01-12-01-3123-00	NOAA/NWS/ Automated Surface Observing System (ASOS) Operations and Maintenance	33	4	3	3	3	4	3	4	3	3	3

## Exhibit 300 Evaluations Profile - Agency - Defense

	Evaluation Sections										Total
	PM	PM	AS	PI	SE	PR	EA	AA*	RM	PB	
<b>Defense - Average Evaluation</b>	3.0	3.5	3.7	3.0	4.0	3.1	3.6	3.3	3.5	3.0	<b>34</b>
<b>Government-wide Average</b>	3.5	3.7	3.2	3.7	3.9	3.4	3.9	3.6	3.6	3.3	<b>36</b>
<b>Perfect Evaluation</b>	5	5	5	5	5	5	5	5	5	5	<b>50</b>



### Sections of the Exhibit 300:

1. Alignment with the President's Management Agenda (PMA)
2. Project Management (PM)
3. Acquisition Strategy (AS)
4. Performance Information (PI)
5. Security (SE)
6. Privacy (PR)
7. Enterprise Architecture (EA)
8. Alternative Analysis (AA)
9. Risk Management (RM)
10. Cost Schedule and Performance (PB)

## Management Watch List (MWL) Evals: *Department of Defense*

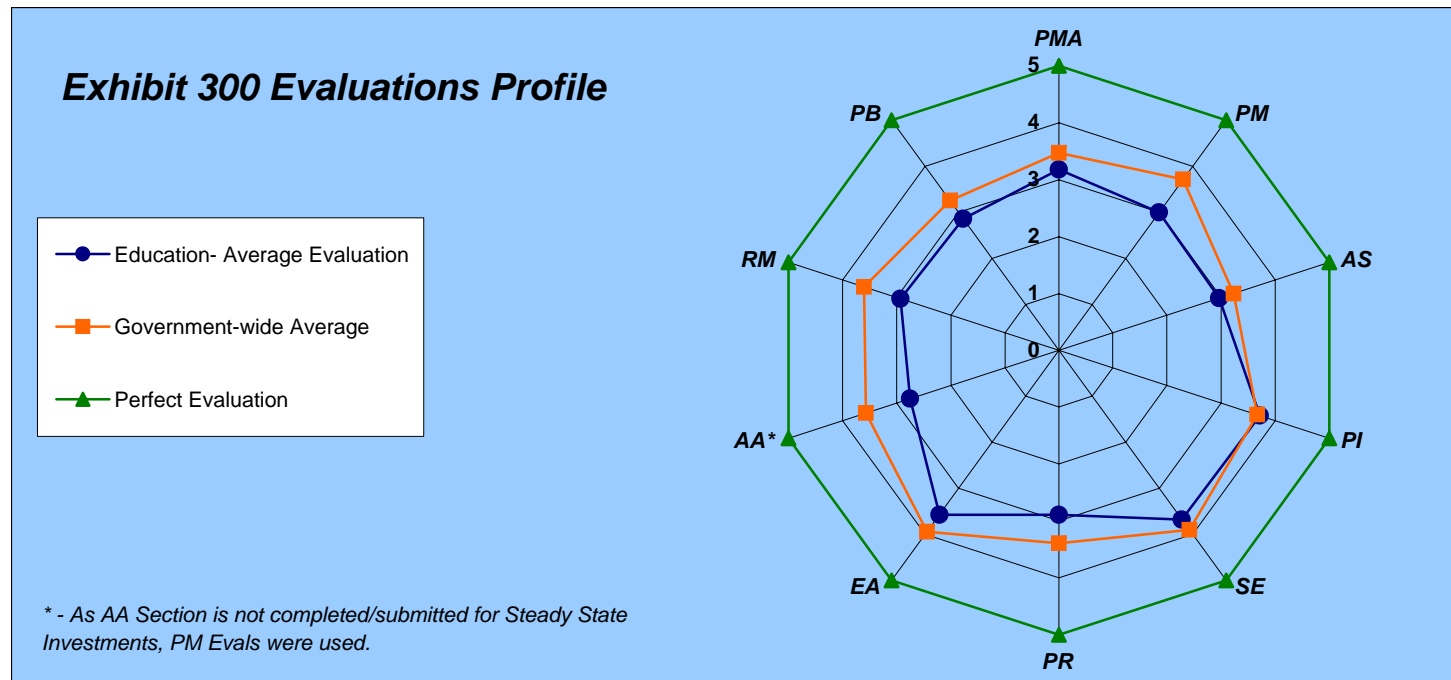
UPI	Project Name	Overall	PMA	PM	AS	PI	SE	PR	EA	AA*	RM	PB
007-21-01-03-01-6298-00	LOGISTICS MODERNIZATION PROGRAM	37	3	4	4	3	4	3	4	4	4	4
007-97-01-20-01-0555-00	DeCA Enterprise Business System	37	3	4	4	3	4	3	4	4	4	4
007-97-03-52-01-1667-00	Integrated Data Environment/Global Transportation Network Convergence	37	3	4	4	3	4	3	4	4	4	4
007-17-06-64-01-0155-00	GLOBAL COMBAT SUPPORT SYSTEM - MARINE CORPS	36	3	4	4	3	4	4	3	3	4	4
007-21-06-43-01-6198-00	WARFIGHTER INFORMATION NETWORK-TACTICAL	36	3	4	4	3	4	3	4	4	4	3
007-21-06-64-01-5070-00	GLOBAL COMBAT SUPPORT SYSTEM - ARMY	36	3	4	3	3	4	4	4	3	4	4
007-97-01-15-01-4035-00	DEFENSE ENROLLMENT ELIGIBILITY REPORTING SYSTEM	36	3	4	3	3	4	3	4	4	4	4
007-21-01-01-01-0314-00	GENERAL FUND ENTERPRISE BUSINESS SYSTEM	35	3	4	4	3	4	4	3	3	4	3
007-21-06-12-01-2166-00	ADVANCED FIELD ARTILLERY TACTICAL DATA SYSTEM	35	3	4	3	4	4	4	3	3	3	4
007-21-06-12-01-6185-00	FORCE XXI BATTLE COMMAND BRIGADE AND BELOW	35	3	4	4	3	4	3	4	3	4	3
007-21-06-44-01-6963-00	GUARDNET XXI, THE ARMY NATIONAL GUARD'S WIDE AREA NETWORK	35	3	4	4	3	4	3	3	4	4	3
007-21-06-62-01-0588-00	Mounted Battle Command on the Move Program	35	3	4	4	3	4	3	4	3	4	3
007-21-06-64-01-1935-00	TRANSPORTATION COORDINATORS' AUTOMATED INFORMATION FOR MOVEMENTS SYSTEM II	35	3	4	4	3	4	3	4	4	4	2
007-57-01-03-01-0483-00	EXPEDITIONARY COMBAT SUPPORT SYSTEM	35	3	4	4	3	4	3	4	3	4	3
007-57-01-12-01-6170-00	Mission Planning Systems	35	3	4	4	3	4	3	4	3	4	3
007-57-06-12-01-1826-00	INTEGRATED STRATEGIC PLANNING AND ANALYSIS NETWORK	35	3	4	4	3	4	3	4	3	4	3
007-57-06-12-01-6191-00	MINIMUM ESSENTIAL EMERGENCY COMMUNICATIONS NETWORK	35	3	4	4	3	4	3	4	3	4	3
007-57-06-12-01-6197-00	BATTLE CONTROL SYSTEM - MOBILE	35	3	4	4	3	4	3	4	4	3	3
007-57-06-62-01-5069-00	Global Combat Support System - Air Force	35	3	4	4	3	4	3	4	3	4	3
007-97-01-15-01-0611-00	DEFENSE MEDICAL HUMAN RESOURCE SYSTEM INTERNET	35	3	4	4	3	4	4	3	4	3	3
007-97-01-20-01-6521-00	DEFENSE INTEGRATED MILITARY HUMAN RESOURCES SYSTEM	35	4	3	4	3	4	1	4	4	4	4
007-97-01-29-01-1794-00	STANDARD PROCUREMENT SYSTEM	35	3	4	4	3	4	4	4	3	3	3
007-97-06-12-01-0884-00	GLOBAL DECISION SUPPORT SYSTEM	35	3	3	4	3	4	3	4	4	4	3
007-97-06-43-01-6462-00	DOD TELEPORT	35	3	3	4	3	4	3	4	4	4	3

UPI	Project Name	Overall	PMA	PM	AS	PI	SE	PR	EA	AA*	RM	PB
007-97-06-45-01-0536-00	Net-Enabled Command Capability	35	3	4	4	3	4	3	4	3	4	3
007-97-06-65-01-6456-00	PROTECT INFORMATION - PUBLIC KEY INFRASTRUCTURE	35	3	4	4	3	4	3	3	4	4	3
007-17-01-03-01-0186-00	NAVY ENTERPRISE RESOURCE PLANNING (ERP)	34	3	4	3	3	4	3	4	3	3	4
007-17-06-12-01-6946-00	COMMON AVIATION COMMAND AND CONTROL SYSTEM	34	3	3	4	3	4	3	4	3	4	3
007-17-06-45-01-6310-00	NAVY MARINE CORPS INTRANET	34	3	4	4	3	4	3	3	3	4	3
007-21-01-20-01-1191-00	US MEPCOM INTEGRATED RESOURCE SYSTEM	34	3	4	4	3	4	3	3	4	3	3
007-21-02-43-01-2180-00	INSTALLATION INFORMATION INFRASTRUCTURE MODERNIZATION PROGRAM	34	3	4	4	3	4	3	4	3	3	3
007-21-06-12-01-6491-00	GLOBAL COMMAND AND CONTROL SYSTEM - ARMY	34	3	3	4	3	4	3	4	3	4	3
007-57-02-45-01-0392-00	Combat Information Transport System	34	3	4	3	3	4	3	4	3	4	3
007-57-06-12-01-1854-00	Battle Control System Fixed	34	3	4	4	3	4	3	4	3	3	3
007-57-06-12-01-6320-00	CHEYENNE MOUNTAIN COMPLEX/TACTICAL WARNING - ATTACK ASSESSMENT	34	3	4	3	3	4	3	4	3	4	3
007-97-01-03-01-0277-00	COMMISSARY ADVANCED RESALE TRANSACTION SYSTEM	34	3	3	3	3	4	3	4	4	3	4
007-97-01-15-01-0332-00	MILITARY COMPUTER-BASED PATIENT RECORD (includes Inits 0049, 0379, and 0435)	34	3	3	4	3	4	4	3	3	4	3
007-97-01-15-01-0510-00	EXECUTIVE INFORMATION/DECISION SUPPORT	34	3	3	4	3	4	3	4	3	4	3
007-97-06-12-01-0615-00	DEFENSE MESSAGE SYSTEM	34	3	4	4	3	4	3	3	3	4	3
007-97-06-43-01-0595-00	DEFENSE INFORMATION SYSTEM NETWORK	34	3	4	4	3	4	3	4	3	3	3
007-97-06-64-01-0882-00	GLOBAL COMBAT SUPPORT SYSTEM-COCOM-JTF	34	3	4	4	3	4	3	3	3	4	3
007-17-01-12-01-6189-00	JOINT PRECISION APPROACH AND LANDING SYSTEM	33	3	3	4	3	4	3	3	4	3	3
007-17-06-12-01-6046-00	GLOBAL COMMAND AND CONTROL SYSTEM - MARITIME	33	3	3	4	3	4	4	3	3	3	3
007-17-06-12-01-6524-00	JTRS - AIRBORNE, MARITIME AND FIXED RADIOS	33	3	3	4	3	4	3	4	4	3	2
007-17-06-12-01-6555-00	DEPLOYABLE JOINT COMMAND AND CONTROL	33	3	4	3	3	4	3	3	4	3	3
007-21-01-29-01-1051-00	Future Combat Systems-Advanced Collaborative Environment	33	3	3	3	3	4	4	3	3	4	3
007-21-02-42-01-0688-00	DISTRIBUTED LEARNING SYSTEM	33	3	3	4	3	4	3	3	3	4	3
007-21-06-12-01-2213-00	MANEUVER CONTROL SYSTEM	33	3	3	4	3	4	3	4	4	3	2
007-57-01-01-01-0487-00	Defense Enterprise Accounting and Management System-Air Force	33	3	3	4	3	4	3	3	3	3	4

<b>UPI</b>	<b>Project Name</b>	<b>Overall</b>	<b>PMA</b>	<b>PM</b>	<b>AS</b>	<b>PI</b>	<b>SE</b>	<b>PR</b>	<b>EA</b>	<b>AA*</b>	<b>RM</b>	<b>PB</b>
007-57-06-12-01-1046-00	Air and Space Operations Center - Weapon System	33	3	3	3	3	4	3	4	3	3	4
007-57-06-12-01-1911-00	Theater Battle Management Core System	33	3	3	4	3	4	3	4	3	3	3
007-97-01-15-01-0613-00	Defense Medical Logistics Standard Support	33	3	3	3	3	4	3	4	3	3	4
007-97-06-12-01-0881-00	GLOBAL COMMAND AND CONTROL SYSTEM- JOINT	33	3	3	3	3	4	3	4	3	4	3
007-97-06-12-01-1913-00	THEATER MEDICAL INFORMATION PROGRAM-Joint	33	3	4	4	3	4	3	3	3	4	2
007-97-06-62-01-6965-00	NET CENTRIC ENTERPRISE SERVICES	33	3	3	4	3	4	3	3	4	3	3
007-17-06-12-01-0342-00	JTRS - HANDHELD, MANPACK, AND SMALL FORM FIT RADIOS	32	3	3	4	3	4	3	3	3	3	3
007-17-06-12-01-6587-00	JTRS - NETWORK ENTERPRISE DOMAIN	32	3	3	4	3	4	3	4	4	3	1
007-97-01-01-01-0178-00	DEFENSE ENTERPRISE ACCOUNTING AND MANAGEMENT SYSTEM	32	3	3	3	3	4	3	4	3	3	3
007-21-01-29-01-1125-00	Future Business System	31	3	3	3	3	4	3	3	3	3	3
007-97-01-31-01-6312-00	DEFENSE TRAVEL SYSTEM	30	3	2	3	3	4	4	3	3	3	2
007-97-06-65-01-1030-00	Key Management Infrastructure	30	3	3	4	3	4	3	3	4	2	1
007-17-06-12-01-6190-00	JTRS - GROUND MOBILE RADIOS	29	3	3	4	3	4	3	3	3	2	1
007-97-01-16-01-0594-00	DEFENSE INFORMATION SYSTEM FOR SECURITY	10	1	1	1	1	1	1	1	1	1	1

## Exhibit 300 Evaluations Profile - Agency - Education

	Evaluation Sections										Total
	PM	PM	AS	PI	SE	PR	EA	AA*	RM	PB	
Education - Average Evaluation	3.2	3.0	3.0	3.7	3.7	2.9	3.6	2.8	2.9	2.9	32
Government-wide Average	3.5	3.7	3.2	3.7	3.9	3.4	3.9	3.6	3.6	3.3	36
Perfect Evaluation	5	5	5	5	5	5	5	5	5	5	50



### Sections of the Exhibit 300:

1. Alignment with the President's Management Agenda (PMA)
2. Project Management (PM)
3. Acquisition Strategy (AS)
4. Performance Information (PI)
5. Security (SE)
6. Privacy (PR)
7. Enterprise Architecture (EA)
8. Alternative Analysis (AA)
9. Risk Management (RM)
10. Cost Schedule and Performance (PB)

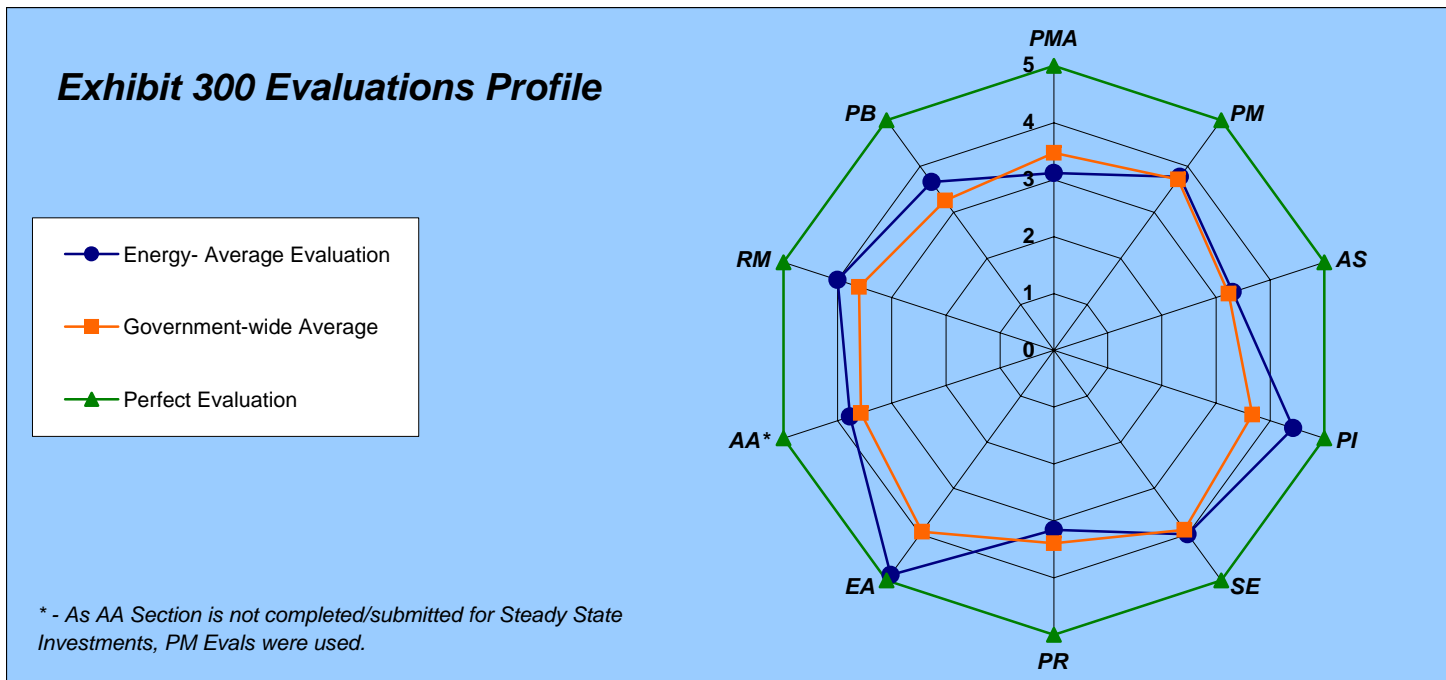
## Management Watch List (MWL) Evals: *Department of Education*

UPI	Project Name	Overall	PMA	PM	AS	PI	SE	PR	EA	AA*	RM	PB
018-45-01-01-01-1060-00	Federal Student Aid Financial Management System (FSA FMS)	34	3	4	4	5	3	2	5	2	3	3
018-24-01-06-01-0260-00	E-Authentication	32	4	4	3	3	4	3	3	2	3	3
018-45-01-01-01-1070-00	Common Services for Borrowers-Legacy (CSB-Legacy)	31	3	3	3	4	2	3	4	3	3	3
018-24-03-00-01-1010-00	Information Assurance (IA)	30	3	3	2	4	3	3	4	2	3	3
018-45-01-06-01-0000-00	Enterprise Portal	30	3	2	3	4	3	3	3	3	3	3
018-45-01-06-01-1100-00	National Student Loan Data System (NSLDS)	30	3	4	2	3	3	3	3	4	3	2
018-24-01-07-01-1010-00	ED Web	29	3	3	2	4	4	3	3	1	3	3
018-45-01-06-01-1020-00	Common Origination and Disbursement (COD)	29	3	3	3	3	4	2	3	3	3	2
018-45-01-06-01-1090-00	Virtual Data Center (VDC)	28	3	3	4	2	2	3	3	3	3	2
018-45-01-06-01-1150-00	ADvance - Aid Delivery	27	3	2	3	3	4	2	4	2	3	1
018-45-01-06-01-3010-00	ADvance - Person Data Management Program (PDM)	23	3	2	2	3	3	3	2	1	1	3



## Exhibit 300 Evaluations Profile - Agency - Energy

	Evaluation Sections										Total
	PM	PM	AS	PI	SE	PR	EA	AA*	RM	PB	
Energy - Average Evaluation	3.1	3.8	3.3	4.4	4.0	3.2	4.9	3.8	4.0	3.7	38
Government-wide Average	3.5	3.7	3.2	3.7	3.9	3.4	3.9	3.6	3.6	3.3	36
Perfect Evaluation	5	5	5	5	5	5	5	5	5	5	50



### Sections of the Exhibit 300:

1. Alignment with the President's Management Agenda (PMA)
2. Project Management (PM)
3. Acquisition Strategy (AS)
4. Performance Information (PI)
5. Security (SE)
6. Privacy (PR)
7. Enterprise Architecture (EA)
8. Alternative Analysis (AA)
9. Risk Management (RM)
10. Cost Schedule and Performance (PB)

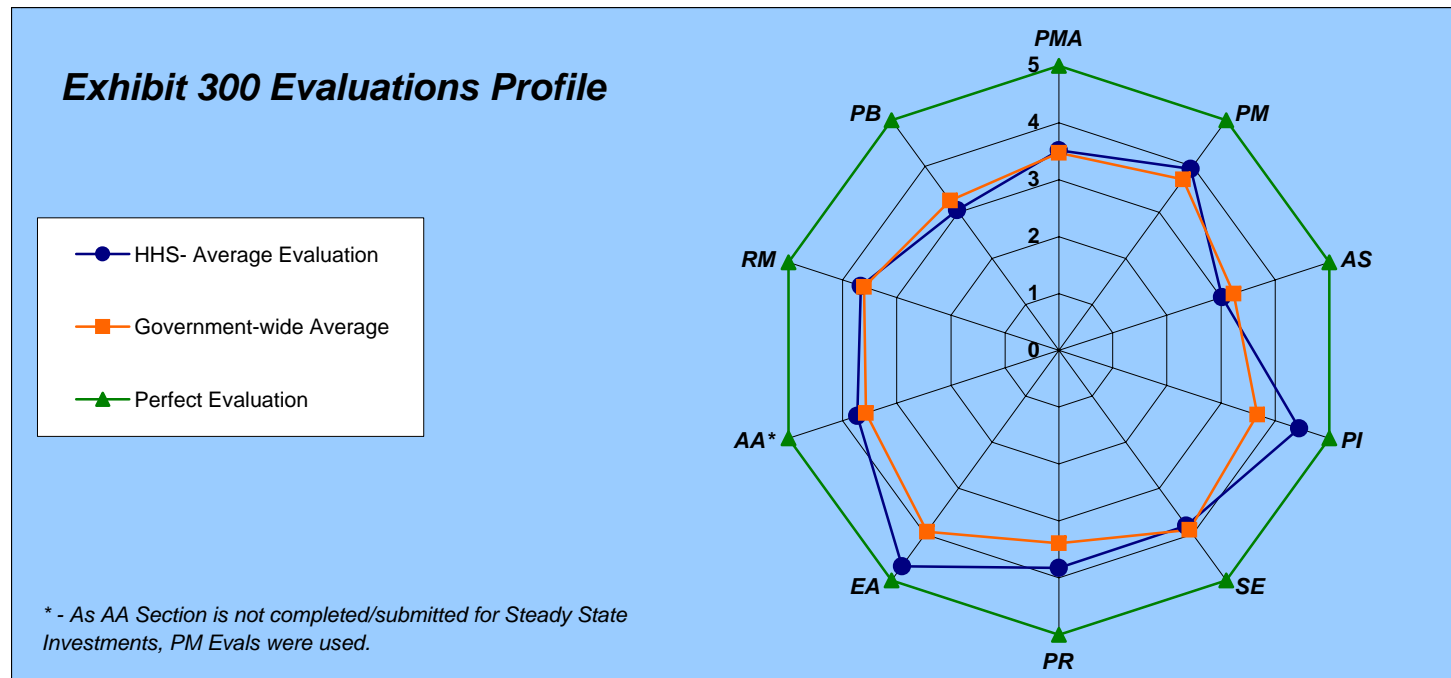
## Management Watch List (MWL) Evals: *Department of Energy*

UPI	Project Name	Overall	PMA	PM	AS	PI	SE	PR	EA	AA*	RM	PB
-----	--------------	---------	-----	----	----	----	----	----	----	-----	----	----

**No Exhibit 300s on the Management Watch List**

## Exhibit 300 Evaluations Profile - Agency - HHS

	Evaluation Sections										Total
	PM	PM	AS	PI	SE	PR	EA	AA*	RM	PB	
HHS - Average Evaluation	3.5	3.9	3.0	4.4	3.8	3.8	4.7	3.7	3.7	3.0	38
Government-wide Average	3.5	3.7	3.2	3.7	3.9	3.4	3.9	3.6	3.6	3.3	36
Perfect Evaluation	5	5	5	5	5	5	5	5	5	5	50



### Sections of the Exhibit 300:

1. Alignment with the President's Management Agenda (PMA)
2. Project Management (PM)
3. Acquisition Strategy (AS)
4. Performance Information (PI)
5. Security (SE)
6. Privacy (PR)
7. Enterprise Architecture (EA)
8. Alternative Analysis (AA)
9. Risk Management (RM)
10. Cost Schedule and Performance (PB)

## Management Watch List (MWL) Evals: *Department of Health and Human Services*

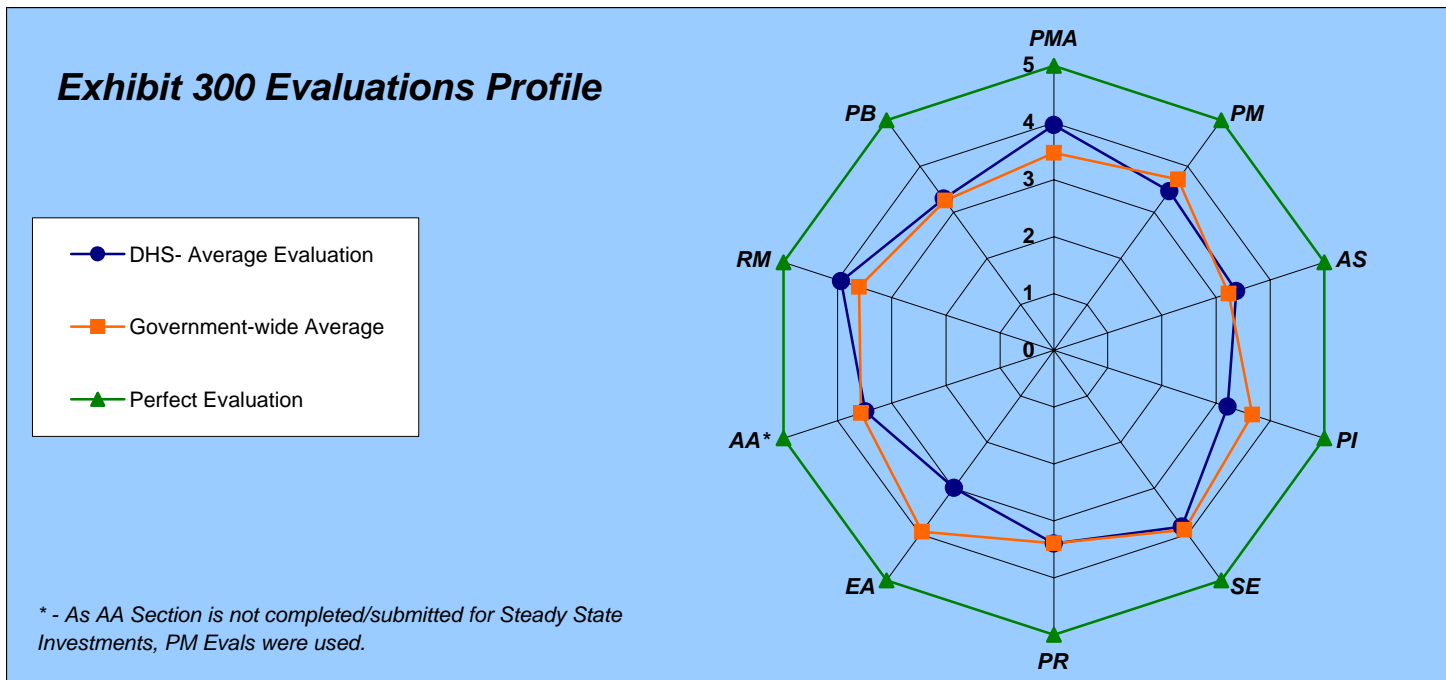
UPI	Project Name	Overall	PMA	PM	AS	PI	SE	PR	EA	AA*	RM	PB
009-00-02-00-01-0040-00	HHS Consolidated Acquisition Solution	40	4	4	3	5	3	4	5	4	4	4
009-17-01-02-01-1010-00	IHS Resource and Patient Management System (RPMS) - Maintenance & Enhancements	40	4	4	2	5	4	4	5	4	4	4
009-20-01-03-01-0547-00	CDC National Select Agent Registry (NSAR) (formerly SATERIS)	40	5	4	3	5	4	4	5	4	4	2
009-25-04-00-01-1326-00	NIH OD Electronic Research Administration (eRA)	40	4	4	2	5	4	4	5	4	4	4
009-38-01-06-01-1120-00	CMS Integrated Data Repository (IDR)	40	5	4	2	5	4	4	5	4	4	3
009-10-02-00-01-7031-00	FDA Consolidated Infrastructure (FY09)	38	2	4	4	5	4	4	5	4	3	3
009-38-01-02-01-1060-00	CMS Medicaid Data Systems	38	4	4	2	4	4	4	5	4	4	3
009-38-01-02-01-1160-00	CMS Data Management Operations - Claims	38	3	4	2	5	4	4	5	4	3	4
009-90-02-00-01-0001-00	OS ASAM IT Service Center	38	3	4	4	3	4	4	4	4	4	4
009-10-01-03-01-0031-00	FDA Information and Computer Technologies for the 21st Century (ICT 21) (FY09)	37	3	4	3	4	4	4	5	4	4	2
009-38-01-02-01-1085-00	CMS Drug Claims (DDPS)	37	4	4	2	4	4	4	5	4	3	3
009-38-02-00-01-1150-00	CMS IT Infrastructure	37	2	4	3	5	4	4	5	4	3	3
009-70-04-00-01-1356-24	ACF GrantSolutions.gov / Grants Administration Tracking Evaluation System (GATES) - Grants Center for Excellence	37	4	4	4	5	3	3	3	4	4	3
009-90-01-06-01-2101-00	OS OPHS Commissioned Corps Force Management Solution	37	3	3	3	5	4	4	5	4	4	2
009-00-01-06-01-0021-00	HHS Asset - Property Management Information System (Sunflower)	36	3	4	3	4	2	4	5	4	4	3
009-00-01-99-01-1271-24	HHS HR LOB IT	36	4	4	4	4	3	4	5	3	4	1
009-20-02-00-01-1152-00	CDC Information Technology Infrastructure	36	2	4	2	5	3	4	5	4	4	3
009-38-01-02-01-3100-00	CMS Interoperability & Standardization - Provider ID (NPPES)	36	4	4	3	3	4	4	4	4	2	4
009-00-03-00-01-1400-24	Federal Health Architecture	35	4	4	3	4	3	3	5	3	4	2
009-25-01-01-01-4601-00	NIH OD NIH Business System (NBS)	35	3	4	2	5	3	4	5	4	3	2
009-38-01-02-01-1050-00	CMS Modernized IT Infrastructure (EDCs)	35	3	4	3	4	4	4	5	2	3	3
009-38-01-02-01-2110-00	CMS ICD-10 Initiative	35	4	3	3	4	4	4	5	1	4	3
009-91-01-01-01-1021-00	OS ASAM Payment Management System (PMS)	35	4	4	2	5	4	4	5	4	2	1
009-90-01-01-01-1011-00	OS ASAM Debt Management and Collection System (DMCS)	34	3	4	2	5	4	4	5	4	2	1

Tuesday, July 15, 2008

<b>UPI</b>	<b>Project Name</b>	<b>Overall</b>	<b>PMA</b>	<b>PM</b>	<b>AS</b>	<b>PI</b>	<b>SE</b>	<b>PR</b>	<b>EA</b>	<b>AA*</b>	<b>RM</b>	<b>PB</b>
009-90-03-00-01-0002-00	OS ONC Prototype Nationwide Health Information Network (NHIN) Architectures	34	5	4	3	2	2	4	5	2	4	3
009-25-02-00-01-3109-00	NIH IT Infrastructure	32	2	4	3	5	4	3	3	4	1	3
009-33-01-02-01-0011-00	AHRQ Medical Expenditures Panel Survey (MEPS)	32	3	4	3	3	3	3	3	3	4	3
009-90-01-01-01-1013-00	OS ASAM Accounting for Pay System (AFPS)	32	4	4	2	3	4	4	4	4	2	1
009-17-02-00-01-1010-00	IHS Infrastructure, Office Automation, & Telecommunications (I/OA/T)	31	2	2	2	5	2	4	5	2	4	3

## Exhibit 300 Evaluations Profile - Agency - DHS

	Evaluation Sections										Total
	PM	PM	AS	PI	SE	PR	EA	AA*	RM	PB	
DHS - Average Evaluation	4.0	3.5	3.4	3.2	3.8	3.4	3.0	3.5	3.9	3.3	35
Government-wide Average	3.5	3.7	3.2	3.7	3.9	3.4	3.9	3.6	3.6	3.3	36
Perfect Evaluation	5	5	5	5	5	5	5	5	5	5	50



### Sections of the Exhibit 300:

1. Alignment with the President's Management Agenda (PMA)
2. Project Management (PM)
3. Acquisition Strategy (AS)
4. Performance Information (PI)
5. Security (SE)
6. Privacy (PR)
7. Enterprise Architecture (EA)
8. Alternative Analysis (AA)
9. Risk Management (RM)
10. Cost Schedule and Performance (PB)

## Management Watch List (MWL) Evals: *Department of Homeland Security*

UPI	Project Name	Overall	PMA	PM	AS	PI	SE	PR	EA	AA*	RM	PB
024-50-01-01-01-1080-00	ICE - Federal Financial Management System (FFMS) (2009)	36	4	3	4	3	4	4	3	3	4	4
024-50-01-04-01-5630-00	TSA - FAMS Air to Ground Communications System and Tactical Information Sharing System (2009)	36	4	4	4	3	4	3	2	4	4	4
024-65-02-00-01-2100-24	NPPD - Information Systems Security Line of Business (LoB) (2009)	36	4	3	4	4	4	4	3	3	4	3
024-30-01-02-01-3036-00	USCIS - Immigration - CLAIMS 3.0 (2009)	35	4	3	4	3	4	3	3	3	4	4
024-50-01-02-01-5138-00	CBP - Advance Passenger Information System (APIS) (2009)	35	4	3	3	4	4	3	3	3	4	4
024-85-01-03-01-5951-00	DNDO - Joint Analysis Center (JAC) (2009)	35	4	4	4	3	3	4	3	4	4	2
024-30-01-02-01-3015-00	USCIS - Transformation (2009)	34	4	3	4	3	3	3	3	3	4	4
024-30-01-02-01-3038-00	USCIS - Naturalization - CLAIMS 4.0 (2009)	34	4	3	4	2	4	3	3	3	4	4
024-50-01-02-01-5108-00	CBP - Secure Border Initiative net (SBInet): Command, Control, Communications & Intelligent Systems (2009)	34	4	4	2	3	4	3	3	4	4	3
024-50-01-02-01-5633-00	TSA - Crew Vetting (2009)	34	4	2	4	4	4	3	3	2	4	4
024-60-01-01-01-6111-00	USCG - Vessel Logistics System (VLS) (2009)	34	4	2	4	3	4	4	3	2	4	4
024-60-01-02-01-6064-00	USCG - Marine Information for Safety and Law Enforcement (MISLE) (2009)	34	4	2	4	3	4	4	3	2	4	4
024-65-01-04-01-9514-00	NPPD - Integrated Common Analytical Viewer (iCAV) (2009)	34	4	4	2	2	4	4	3	4	4	3
024-00-01-05-01-0130-24	FEMA - Disaster Management E-Government Initiative (2009)	33	4	3	2	4	4	3	3	3	4	3
024-00-02-00-01-1110-00	DHS - Homeland Secure Data Network (HSDN) (2009)	33	4	3	3	3	2	4	3	3	4	4
024-00-02-00-01-0591-00	DHS - Infrastructure (2009)	32	4	4	3	3	3	3	3	3	4	2
024-60-01-05-01-6079-00	USCG - Rescue 21 (2009)	32	4	4	3	3	3	4	3	2	4	2
024-60-01-06-01-6115-00	USCG - Integrated Deepwater System - LIMS (2009)	32	4	4	2	3	4	4	3	1	4	3
024-70-01-05-01-7134-00	FEMA - eNEMIS (2009)	32	3	3	4	2	4	3	3	3	4	3
024-50-01-02-01-5072-00	CBP - Traveler Enforcement Compliance System - Modernization (TECS Modernization) (2009)	31	4	2	4	2	4	2	3	4	4	2
024-50-01-02-01-5352-00	ICE - Detention and Removal Modernization (2009)	31	4	2	2	3	4	3	3	4	4	2
024-60-01-05-01-6343-00	USCG - Integrated Deepwater Systems - COP (2009)	31	4	3	3	3	4	4	3	1	4	2
024-65-01-04-01-9503-00	NPPD - IICP - Infrastructure Information Collection Program (2009)	31	4	1	2	3	4	3	3	4	4	3
024-00-01-01-01-0611-00	DHS - Financial Transformation & Systems Consolidation (TASC) (2009)	30	4	3	2	4	1	4	3	4	4	1

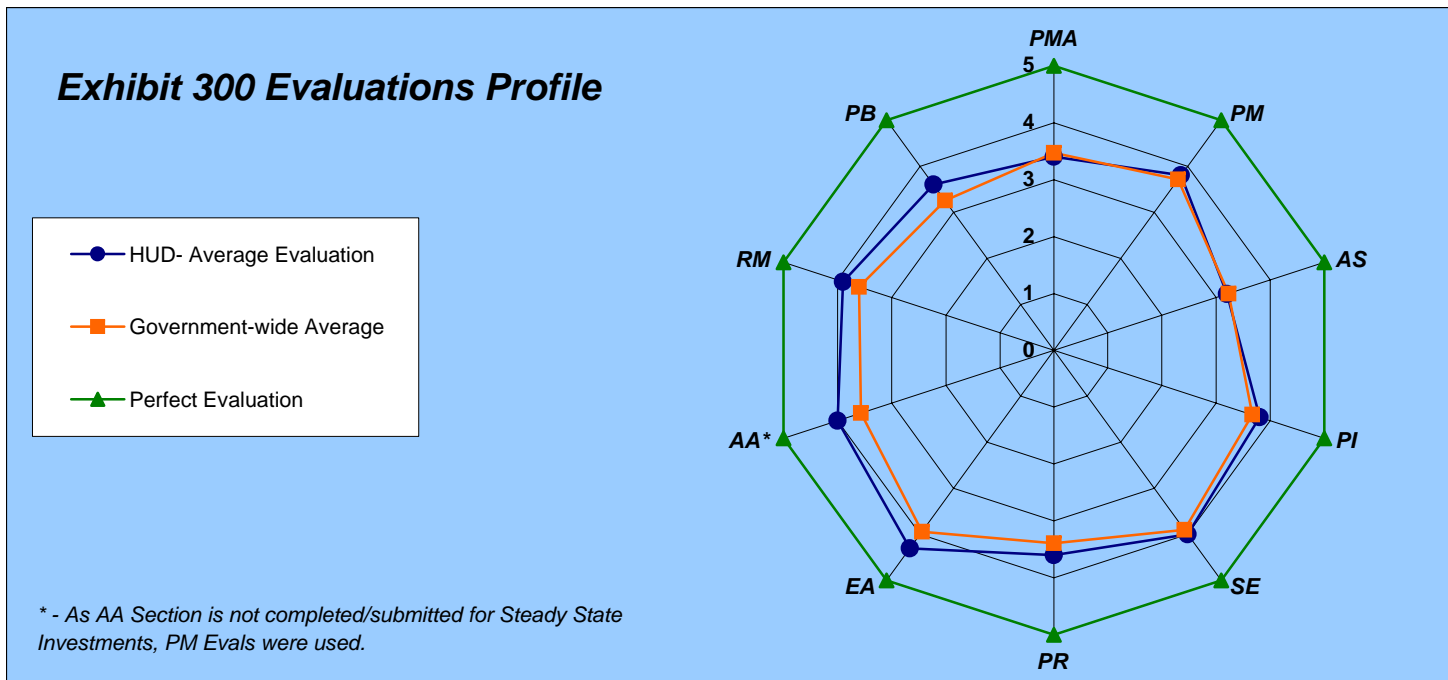
Tuesday, July 15, 2008

<b>UPI</b>	<b>Project Name</b>	<b>Overall</b>	<b>PMA</b>	<b>PM</b>	<b>AS</b>	<b>PI</b>	<b>SE</b>	<b>PR</b>	<b>EA</b>	<b>AA*</b>	<b>RM</b>	<b>PB</b>
024-30-01-02-01-3030-00	USCIS - Integrated Document Production (IDP) (2009)	30	4	4	2	3	4	2	2	2	4	3
024-65-01-03-01-9900-00	OHA - NBIS National Bio-Surveillance Integration System (2009)	30	4	2	3	2	4	3	3	4	4	1
024-65-01-04-01-9508-00	NPPD - US-CERT (2009)	30	4	2	2	3	4	2	3	4	4	2
024-50-01-02-01-5119-00	CBP - Non-Intrusive Inspection (NII) Systems Program (2009)	29	4	2	4	4	1	1	3	2	4	4



## Exhibit 300 Evaluations Profile - Agency - HUD

	Evaluation Sections										Total
	PM	PM	AS	PI	SE	PR	EA	AA*	RM	PB	
HUD - Average Evaluation	3.4	3.8	3.2	3.8	4.0	3.6	4.3	4.0	3.9	3.6	38
Government-wide Average	3.5	3.7	3.2	3.7	3.9	3.4	3.9	3.6	3.6	3.3	36
Perfect Evaluation	5	5	5	5	5	5	5	5	5	5	50



### Sections of the Exhibit 300:

1. Alignment with the President's Management Agenda (PMA)
2. Project Management (PM)
3. Acquisition Strategy (AS)
4. Performance Information (PI)
5. Security (SE)
6. Privacy (PR)
7. Enterprise Architecture (EA)
8. Alternative Analysis (AA)
9. Risk Management (RM)
10. Cost Schedule and Performance (PB)

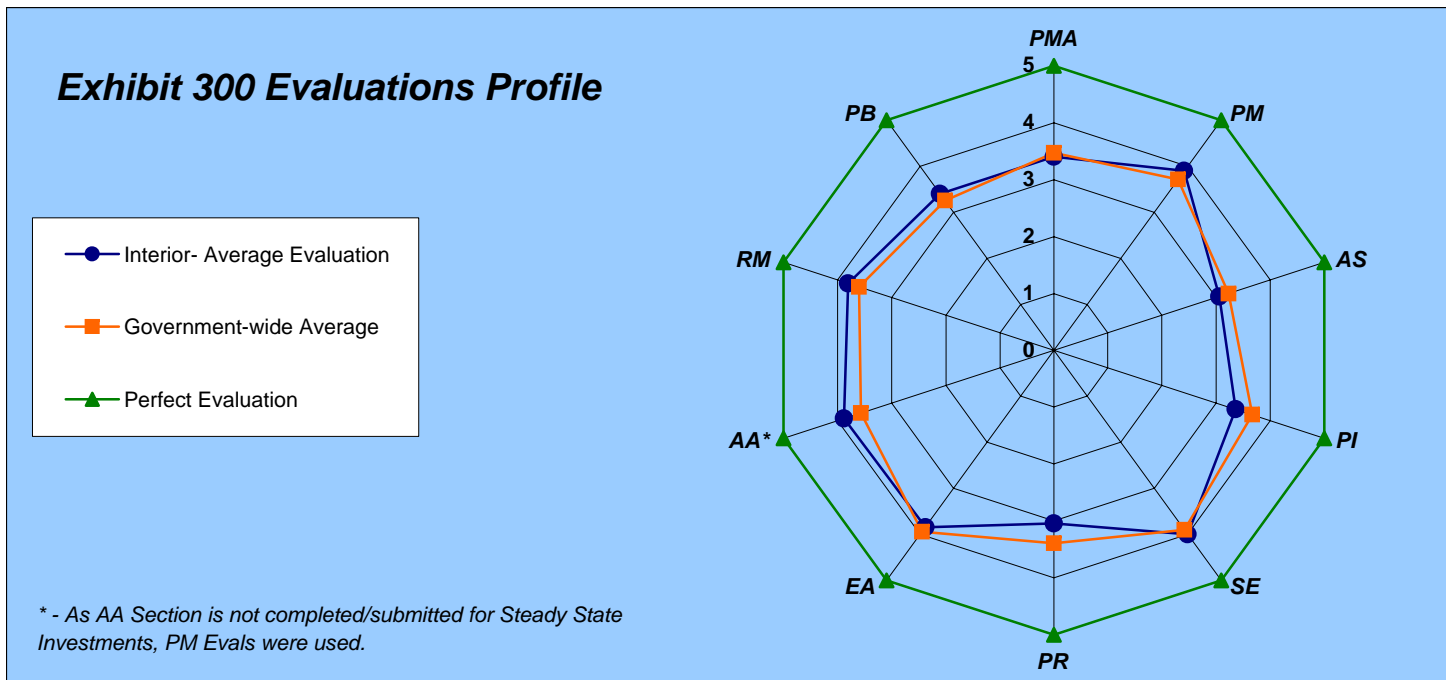
# Management Watch List (MWL) Evals: *Department of Housing and Urban Development*

UPI	Project Name	Overall	PMA	PM	AS	PI	SE	PR	EA	AA*	RM	PB
-----	--------------	---------	-----	----	----	----	----	----	----	-----	----	----

**No Exhibit 300s on the Management Watch List**

## Exhibit 300 Evaluations Profile - Agency - Interior

	Evaluation Sections										Total
	PM	PM	AS	PI	SE	PR	EA	AA*	RM	PB	
Interior - Average Evaluation	3.4	3.9	3.1	3.4	4.0	3.0	3.8	3.9	3.8	3.4	36
Government-wide Average	3.5	3.7	3.2	3.7	3.9	3.4	3.9	3.6	3.6	3.3	36
Perfect Evaluation	5	5	5	5	5	5	5	5	5	5	50



### Sections of the Exhibit 300:

1. Alignment with the President's Management Agenda (PMA)
2. Project Management (PM)
3. Acquisition Strategy (AS)
4. Performance Information (PI)
5. Security (SE)
6. Privacy (PR)
7. Enterprise Architecture (EA)
8. Alternative Analysis (AA)
9. Risk Management (RM)
10. Cost Schedule and Performance (PB)

## Management Watch List (MWL) Evals: *Department of the Interior*

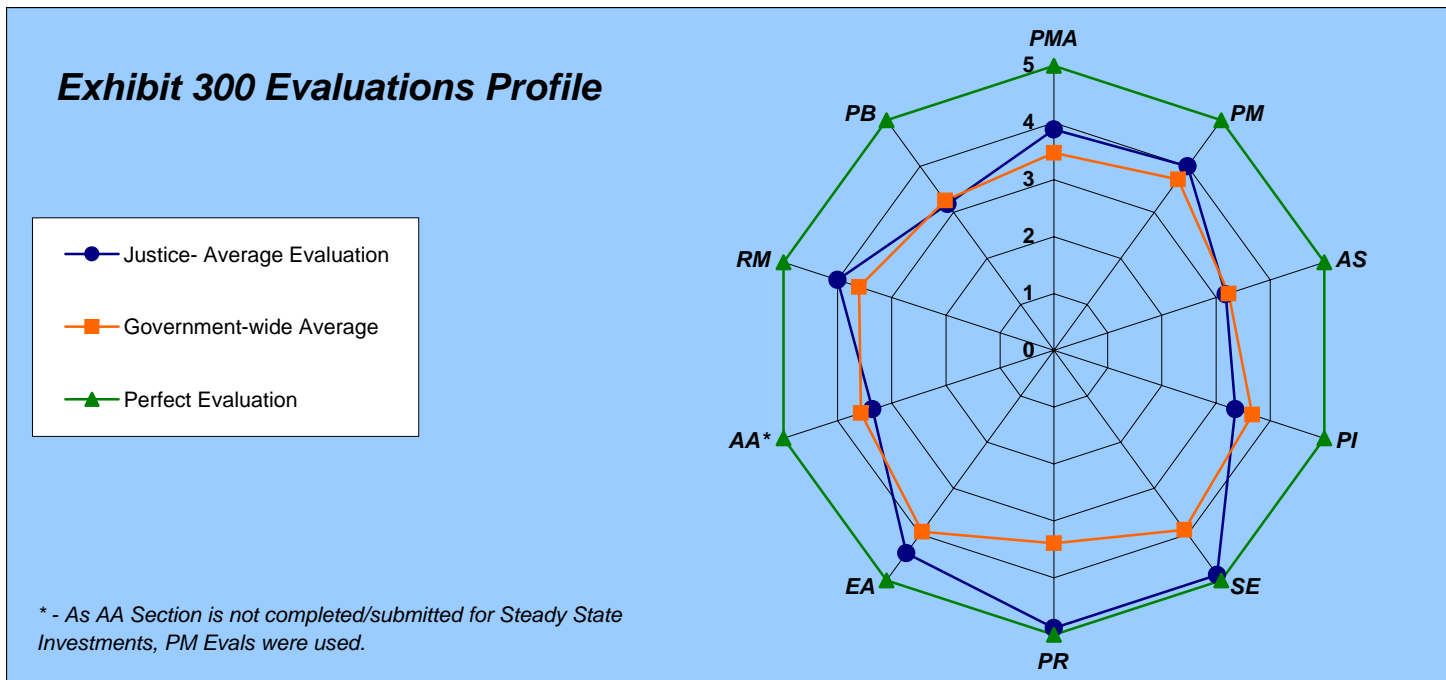
UPI	Project Name	Overall	PMA	PM	AS	PI	SE	PR	EA	AA*	RM	PB
010-12-01-02-01-1212-00	USGS - Landsat Data Continuity Mission (LDCM)	40	3	4	3	5	4	4	5	4	4	4
010-00-01-05-01-9004-00	OS - OHTA Account Reconciliation Tool (ART)	39	4	4	3	4	4	3	5	4	4	4
010-06-01-01-01-0815-00	DOI - Advanced Budget/Accounting Control and Information System (ABACIS) (GovWorks)	39	3	4	4	5	4	3	5	4	4	3
010-12-01-02-01-1211-00	USGS - Landsat (Landsat)	39	3	4	3	5	4	3	5	4	4	4
010-76-01-05-01-7602-00	BIA - Integrated Records Management System (IRMS)	39	3	4	3	5	4	3	5	4	4	4
010-00-01-01-01-0033-00	DOI - Consolidated Financial Statement (CFS) System	38	3	4	3	4	4	3	5	4	4	4
010-06-01-03-01-0602-00	MMS - Minerals Revenue Management Support System (MRMSS)	38	4	4	4	3	4	3	4	4	4	4
010-12-01-02-01-1207-00	USGS - National Water Information System (NWIS)	38	3	4	3	5	4	3	5	4	4	3
010-76-01-05-01-7612-00	BIA - LOMAS - Loan Management and Accounting System	38	3	4	3	4	4	3	5	4	4	4
010-00-01-02-01-0120-24	E-DOI - Geospatial One-Stop (GOS)	37	5	4	3	3	4	3	4	4	4	3
010-00-01-07-01-0031-00	DOI - Capstone Facility Management System (FMS)	37	4	4	3	3	4	3	4	4	4	4
010-08-01-07-01-0020-00	OSM - Abandoned Mine Land Inventory System (AMLIS)	37	4	4	3	4	4	3	5	4	3	3
010-12-01-02-01-1210-00	USGS - The National Map Reengineering Project	37	4	4	3	3	4	3	4	4	4	4
010-24-01-01-01-2401-00	NPS - National Fee Collection Point of Sale (POS) System	37	3	4	3	4	4	3	5	4	4	3
010-76-01-05-01-7651-00	BIE - Native American Student Information System (NASIS)	37	3	4	3	5	4	3	5	3	4	3
010-00-01-01-01-0002-00	DOI - Federal Financial System (FFS)	36	4	4	3	3	4	3	3	4	4	4
010-00-01-01-01-1127-00	DOI - Financial and Business Management System (FBMS) - BY09	36	3	5	3	3	4	3	4	4	4	3
010-00-01-01-01-1145-24	E-DOI - NBC FMLoB Shared Service Provider	36	4	4	3	3	4	3	4	4	4	3
010-00-01-07-01-1245-24	E-DOI - NBC Shared Service Center (HRLOB)	36	4	4	3	3	4	3	3	4	4	4
010-04-01-02-01-0404-00	BLM-National Integrated Land System (NILS)	36	4	4	3	3	4	3	4	4	4	3
010-04-01-02-01-0420-00	BLM-Incident Qualifications and Certification System (IQCS)	36	4	4	3	3	4	3	3	4	4	4
010-08-01-02-01-0809-00	OSM - Applicant Violator System (AVS)	36	3	4	3	4	4	4	3	4	4	3
010-08-01-02-01-0810-00	OSM - Coal Fee Collection Management System (CFCMS) (previously know as FEEBACS Redesign)	36	4	4	3	3	4	3	4	4	4	3
010-10-01-01-01-1009-00	BOR1-PABS (Program and Budget System)	36	4	4	3	3	4	3	3	4	4	4

UPI	Project Name	Overall	PMA	PM	AS	PI	SE	PR	EA	AA*	RM	PB
010-10-01-01-01-1010-00	BOR1-CDW (Corporate Data Warehouse)	36	3	4	3	3	4	3	4	4	4	4
010-10-01-03-01-1047-00	BOR1-RMSS (Reclamation Mission Support System)	36	3	4	4	3	4	3	3	4	4	4
010-12-01-07-01-3004-00	USGS - Enterprise Web (EWEB)	36	4	4	3	3	4	3	3	4	4	4
010-76-01-05-01-7635-00	BIA - Trust Asset Accounting Management System (TAAMS)	36	4	4	3	3	4	3	4	4	4	3
010-76-01-07-01-7613-00	BIA - Facilities Management Information System (FMIS)	36	3	4	3	3	4	3	4	4	4	4
010-84-01-01-01-0421-00	BLM-Collections and Billings System (CBS)	36	3	4	3	3	4	3	4	4	4	4
010-00-01-07-01-0009-00	DOI - Interior Department Electronic Acquisition System (IDEAS)	35	4	4	3	3	4	3	3	4	4	3
010-04-01-02-01-0401-00	BLM-Legacy Rehost (LR2000)	35	3	4	3	3	4	3	4	4	4	3
010-04-01-03-01-0417-00	BLM-Automated Fluid Mineral Support System (AFMSS)	35	3	4	3	3	4	3	4	4	4	3
010-04-01-07-01-0409-00	BLM-IT Support for Resources and Mineral Land Use Planning (ePlanning)	35	3	4	3	3	4	3	4	4	4	3
010-06-01-03-01-0601-00	MMS - OCS Connect	35	3	4	3	3	4	3	4	4	4	3
010-12-01-02-01-1206-00	USGS - National Biological Information Infrastructure (NBII)	35	3	4	3	3	4	3	4	4	4	3
010-12-01-05-01-1201-00	USGS - Advanced National Seismic System (ANSS)	35	3	4	3	3	4	3	3	4	4	4
010-24-01-04-01-2404-00	NPS - NPS.gov Internet/Intranet Portal (formerly ParkNet): Infrastructure - Public Web Services	35	3	4	3	3	4	3	3	4	4	4
010-00-01-02-01-3100-24	E-DOI - Geospatial Line of Business (GeoLOB)	34	5	3	3	3	4	3	3	4	3	3
010-00-01-02-01-8401-00	DOI - National Fire Plan Operations and Reporting System (NFPORS)	34	3	4	3	3	4	3	4	4	3	3
010-18-04-00-01-1818-00	FWS - Federal Aid Information Management System (FAIMS)	34	3	4	3	3	4	3	4	4	3	3
010-24-01-04-01-0010-24	E-DOI - Recreation	34	4	3	3	3	4	3	3	4	4	3
010-76-01-01-01-7625-00	BIA - National Irrigation Information Management System (NIIMS)	34	3	4	3	3	4	3	3	4	4	3
010-90-01-05-01-9003-00	OST - Trust Funds Accounting System (TFAS)	34	3	4	3	3	4	3	4	4	3	3
010-00-01-05-01-0018-00	DOI - Incident Management, Analysis, and Reporting System (IMARS)	33	3	4	3	3	4	3	3	3	4	3
010-00-02-00-01-2000-00	DOI - Consolidated Infrastructure, Automation, Telecomm (2009)	33	3	4	3	3	4	3	3	4	3	3
010-10-01-03-01-1003-00	BOR1-CVACS (Central Valley Automated Control System)	31	3	3	3	3	4	3	3	3	3	3
010-10-01-03-01-1004-00	BOR1-HSCADA (Hoover Supervisory Control and Data Acquisition System)	31	3	3	3	3	4	3	3	3	3	3
010-10-01-03-01-1005-00	BOR1-GCPO SCADA (Grand Coulee Power Office Supervisory Control and Data Acquisition System)	31	3	3	3	3	4	3	3	3	3	3

<b>UPI</b>	<b>Project Name</b>	<b>Overall</b>	<b>PMA</b>	<b>PM</b>	<b>AS</b>	<b>PI</b>	<b>SE</b>	<b>PR</b>	<b>EA</b>	<b>AA*</b>	<b>RM</b>	<b>PB</b>
010-10-01-03-01-1036-00	BOR1-CRSP SCADA (Colorado River Storage Project Supervisory Control and Data Acquisition System)	31	3	3	3	3	4	3	3	3	3	3

## Exhibit 300 Evaluations Profile - Agency - Justice

	Evaluation Sections										Total
	PM	PM	AS	PI	SE	PR	EA	AA*	RM	PB	
Justice - Average Evaluation	3.9	4.0	3.2	3.4	4.9	4.9	4.4	3.4	4.0	3.2	39
Government-wide Average	3.5	3.7	3.2	3.7	3.9	3.4	3.9	3.6	3.6	3.3	36
Perfect Evaluation	5	5	5	5	5	5	5	5	5	5	50



### Sections of the Exhibit 300:

1. Alignment with the President's Management Agenda (PMA)
2. Project Management (PM)
3. Acquisition Strategy (AS)
4. Performance Information (PI)
5. Security (SE)
6. Privacy (PR)
7. Enterprise Architecture (EA)
8. Alternative Analysis (AA)
9. Risk Management (RM)
10. Cost Schedule and Performance (PB)

## Management Watch List (MWL) Evals: *Department of Justice*

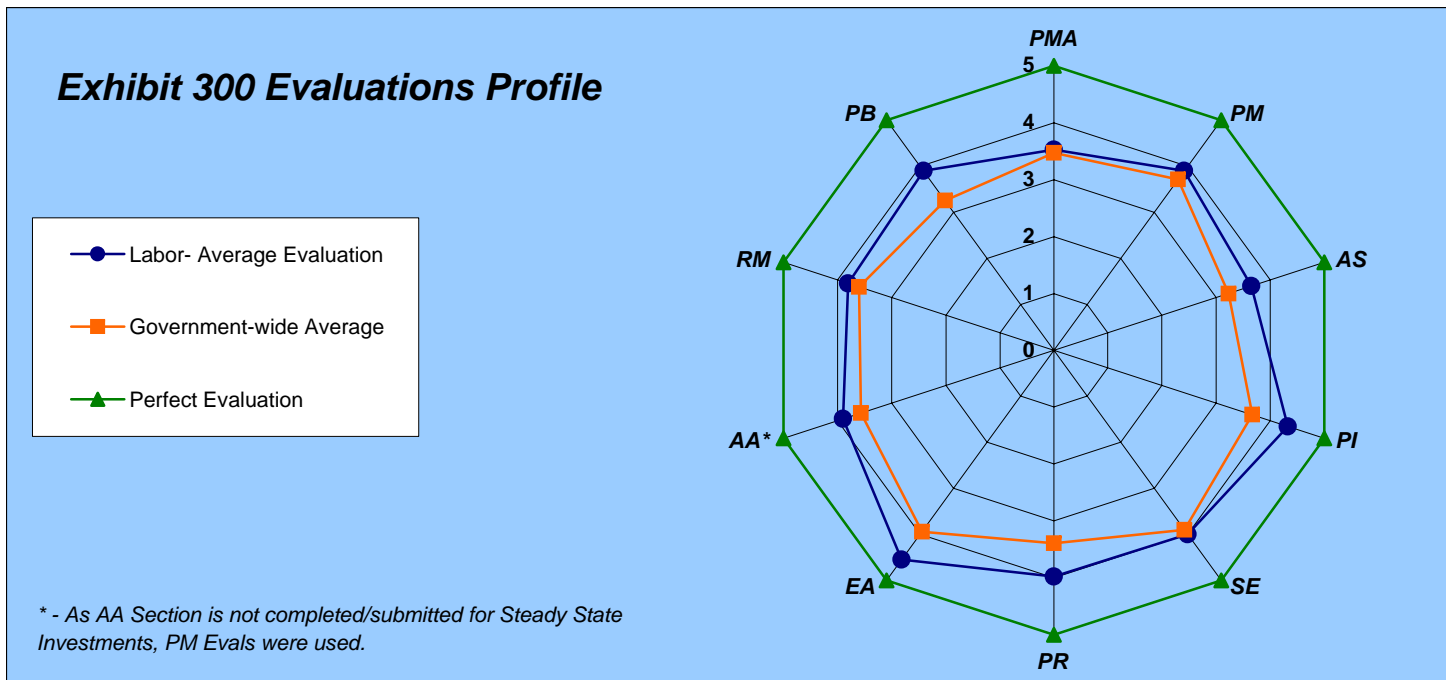
UPI	Project Name	Overall	PMA	PM	AS	PI	SE	PR	EA	AA*	RM	PB
-----	--------------	---------	-----	----	----	----	----	----	----	-----	----	----

**No Exhibit 300s on the Management Watch List**



## Exhibit 300 Evaluations Profile - Agency - Labor

	Evaluation Sections										Total
	PM	PM	AS	PI	SE	PR	EA	AA*	RM	PB	
Labor - Average Evaluation	3.5	3.9	3.7	4.3	4.0	4.0	4.6	3.9	3.8	3.9	40
Government-wide Average	3.5	3.7	3.2	3.7	3.9	3.4	3.9	3.6	3.6	3.3	36
Perfect Evaluation	5	5	5	5	5	5	5	5	5	5	50



### Sections of the Exhibit 300:

1. Alignment with the President's Management Agenda (PMA)
2. Project Management (PM)
3. Acquisition Strategy (AS)
4. Performance Information (PI)
5. Security (SE)
6. Privacy (PR)
7. Enterprise Architecture (EA)
8. Alternative Analysis (AA)
9. Risk Management (RM)
10. Cost Schedule and Performance (PB)

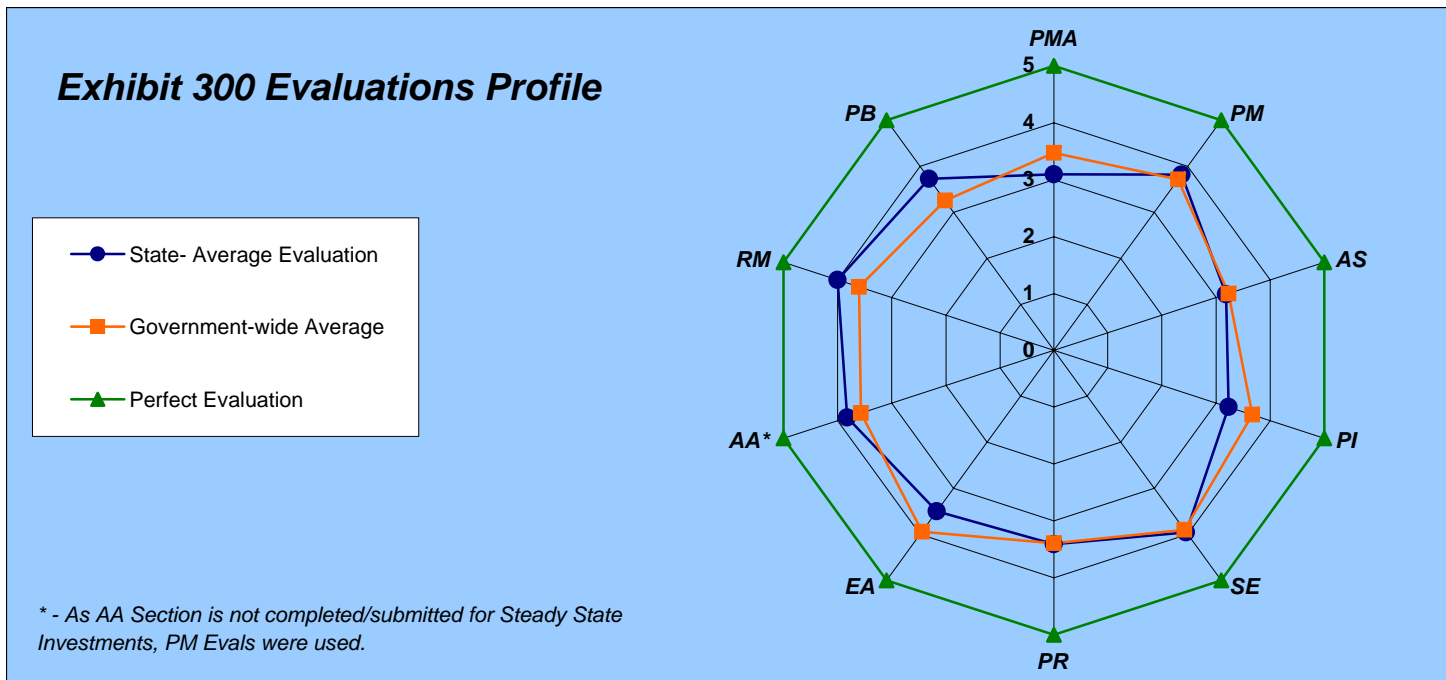
## Management Watch List (MWL) Evals: *Department of Labor*

UPI	Project Name	Overall	PMA	PM	AS	PI	SE	PR	EA	AA*	RM	PB
-----	--------------	---------	-----	----	----	----	----	----	----	-----	----	----

**No Exhibit 300s on the Management Watch List**

## Exhibit 300 Evaluations Profile - Agency - State

	Evaluation Sections										Total
	PM	PM	AS	PI	SE	PR	EA	AA*	RM	PB	
State - Average Evaluation	3.1	3.8	3.2	3.2	4.0	3.4	3.5	3.8	4.0	3.7	36
Government-wide Average	3.5	3.7	3.2	3.7	3.9	3.4	3.9	3.6	3.6	3.3	36
Perfect Evaluation	5	5	5	5	5	5	5	5	5	5	50



### Sections of the Exhibit 300:

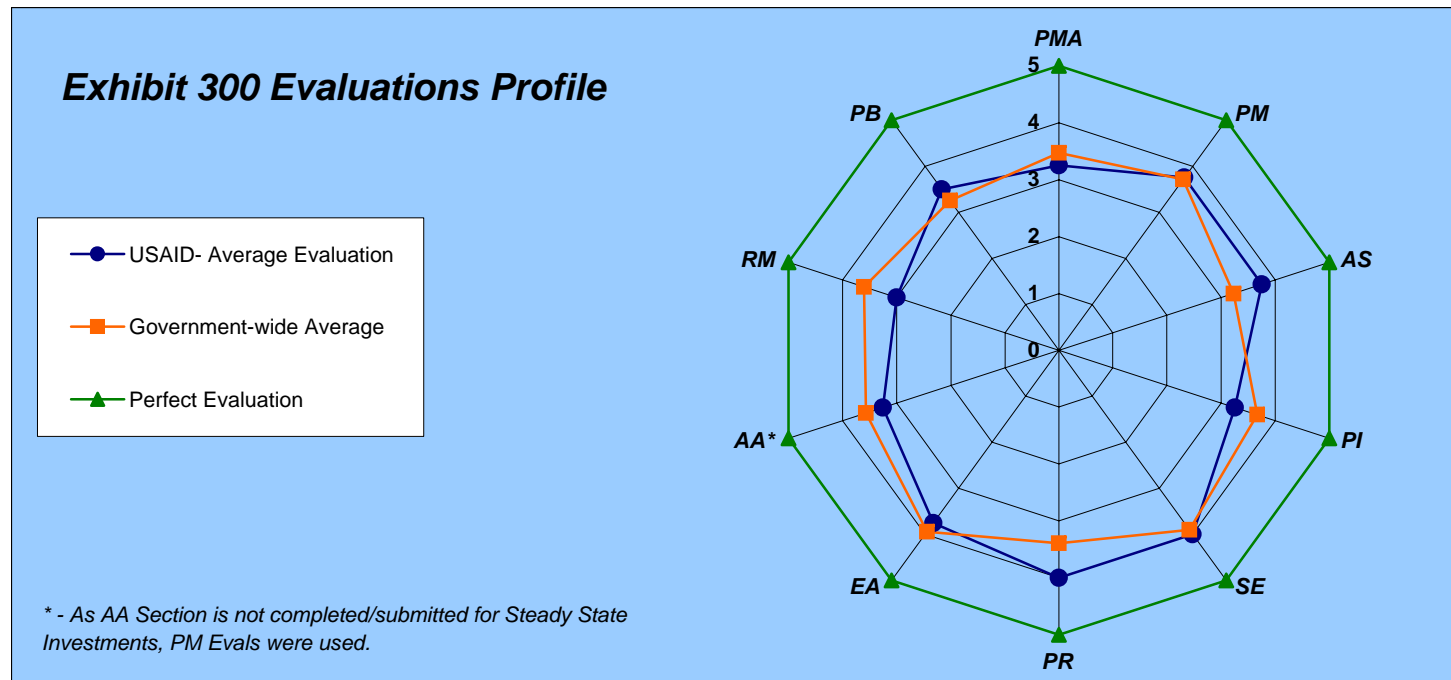
1. Alignment with the President's Management Agenda (PMA)
2. Project Management (PM)
3. Acquisition Strategy (AS)
4. Performance Information (PI)
5. Security (SE)
6. Privacy (PR)
7. Enterprise Architecture (EA)
8. Alternative Analysis (AA)
9. Risk Management (RM)
10. Cost Schedule and Performance (PB)

## Management Watch List (MWL) Evals: *Department of State*

UPI	Project Name	Overall	PMA	PM	AS	PI	SE	PR	EA	AA*	RM	PB
014-00-01-01-01-1510-00	Exhibit 300 - Joint Financial Management System (JFMS)	33	3	3	3	3	3	2	3	5	4	4

## Exhibit 300 Evaluations Profile - Agency - USAID

	Evaluation Sections										Total
	PM	PM	AS	PI	SE	PR	EA	AA*	RM	PB	
USAID - Average Evaluation	3.3	3.8	3.8	3.3	4.0	4.0	3.8	3.3	3.0	3.5	36
Government-wide Average	3.5	3.7	3.2	3.7	3.9	3.4	3.9	3.6	3.6	3.3	36
Perfect Evaluation	5	5	5	5	5	5	5	5	5	5	50



### Sections of the Exhibit 300:

1. Alignment with the President's Management Agenda (PMA)
2. Project Management (PM)
3. Acquisition Strategy (AS)
4. Performance Information (PI)
5. Security (SE)
6. Privacy (PR)
7. Enterprise Architecture (EA)
8. Alternative Analysis (AA)
9. Risk Management (RM)
10. Cost Schedule and Performance (PB)

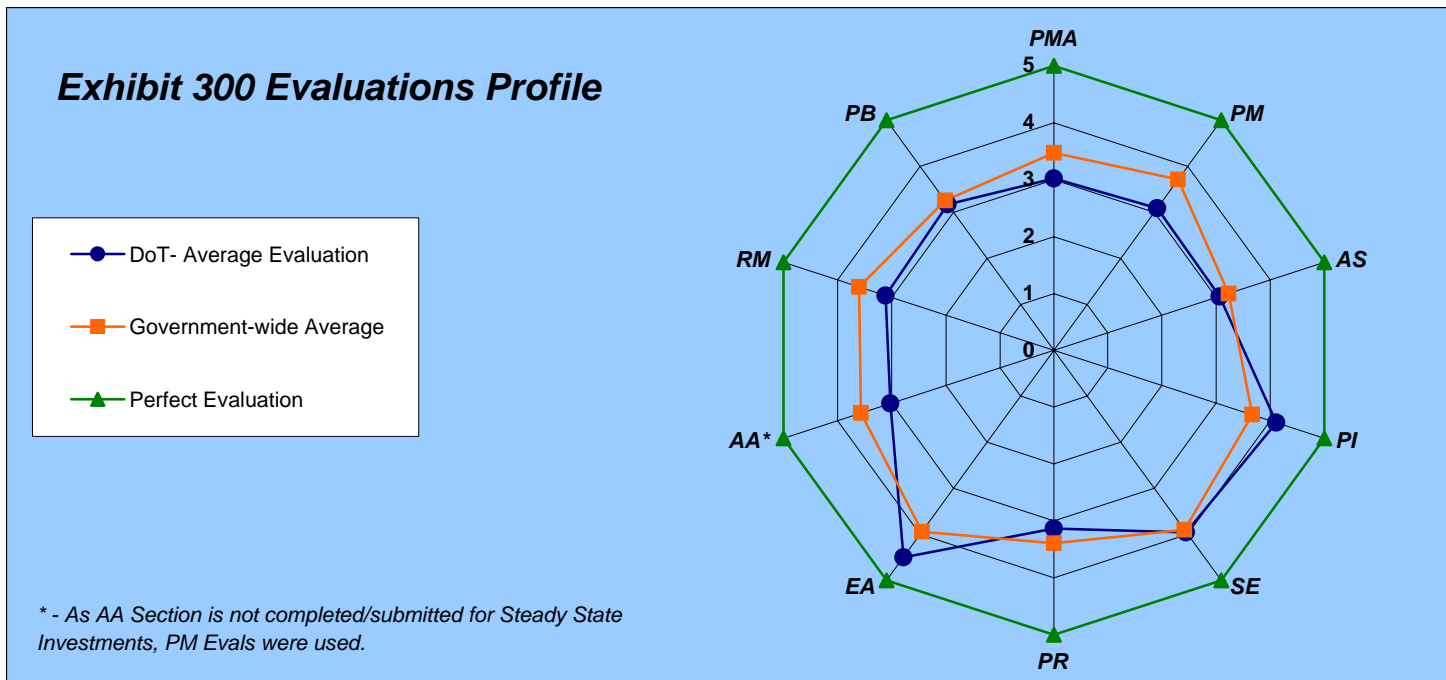
## Management Watch List (MWL) Evals: *US Agency for International Development*

UPI	Project Name	Overall	PMA	PM	AS	PI	SE	PR	EA	AA*	RM	PB
-----	--------------	---------	-----	----	----	----	----	----	----	-----	----	----

**No Exhibit 300s on the Management Watch List**

## Exhibit 300 Evaluations Profile - Agency - DoT

	Evaluation Sections										Total
	PM	PM	AS	PI	SE	PR	EA	AA*	RM	PB	
<b>DoT - Average Evaluation</b>	3.0	3.1	3.1	4.1	4.0	3.1	4.5	3.0	3.1	3.2	<b>34</b>
<b>Government-wide Average</b>	3.5	3.7	3.2	3.7	3.9	3.4	3.9	3.6	3.6	3.3	<b>36</b>
<b>Perfect Evaluation</b>	5	5	5	5	5	5	5	5	5	5	<b>50</b>



### Sections of the Exhibit 300:

1. Alignment with the President's Management Agenda (PMA)
2. Project Management (PM)
3. Acquisition Strategy (AS)
4. Performance Information (PI)
5. Security (SE)
6. Privacy (PR)
7. Enterprise Architecture (EA)
8. Alternative Analysis (AA)
9. Risk Management (RM)
10. Cost Schedule and Performance (PB)

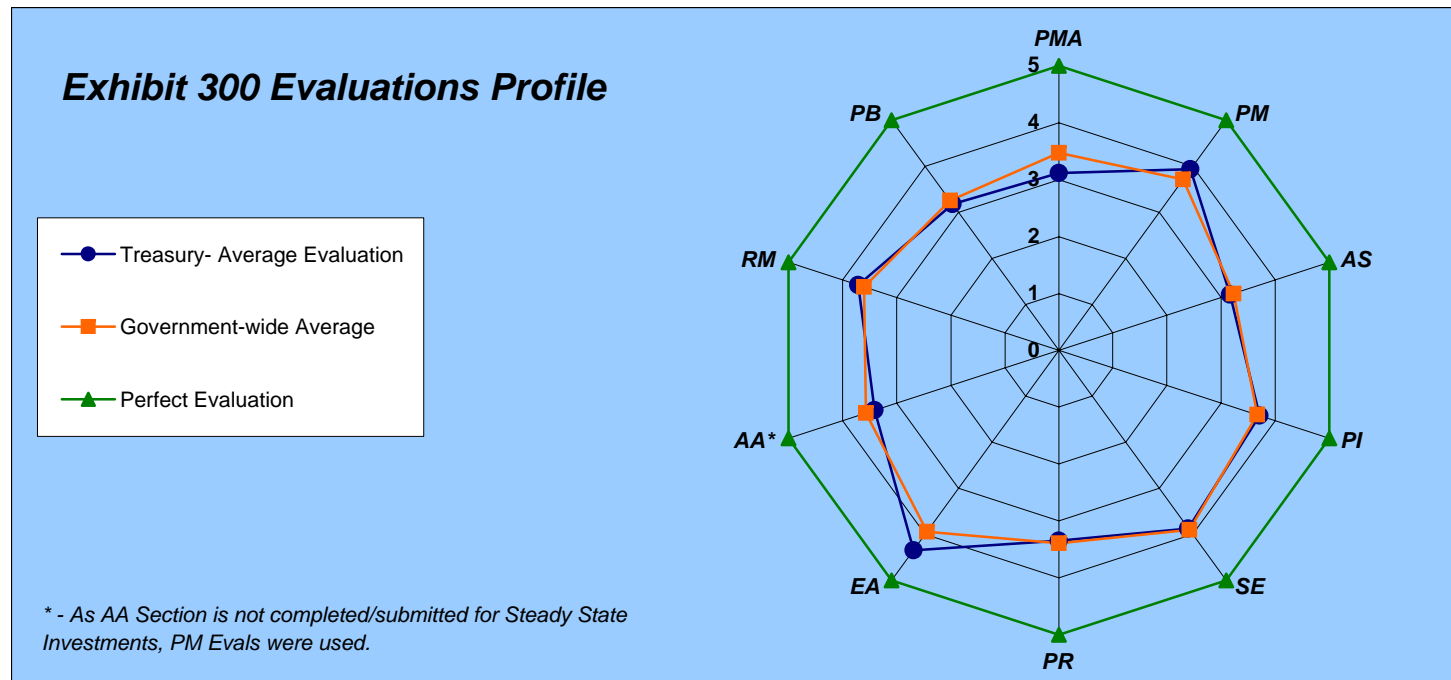
## Management Watch List (MWL) Evals: *Department of Transportation*

UPI	Project Name	Overall	PMA	PM	AS	PI	SE	PR	EA	AA*	RM	PB
021-04-02-00-01-1010-00	DOTXX070: DOT IT Combined Infrastructure	26	3	3	3	2	2	1	3	3	3	3
021-12-01-14-01-1020-00	FAAXX712 - Next Generation Air Transportation System (NextGen)	26	3	1	3	4	4	3	3	1	2	2



## Exhibit 300 Evaluations Profile - Agency - Treasury

	Evaluation Sections										Total
	PM	PM	AS	PI	SE	PR	EA	AA*	RM	PB	
Treasury - Average Evaluation	3.1	3.9	3.2	3.7	3.9	3.3	4.3	3.4	3.7	3.2	36
Government-wide Average	3.5	3.7	3.2	3.7	3.9	3.4	3.9	3.6	3.6	3.3	36
Perfect Evaluation	5	5	5	5	5	5	5	5	5	5	50



### Sections of the Exhibit 300:

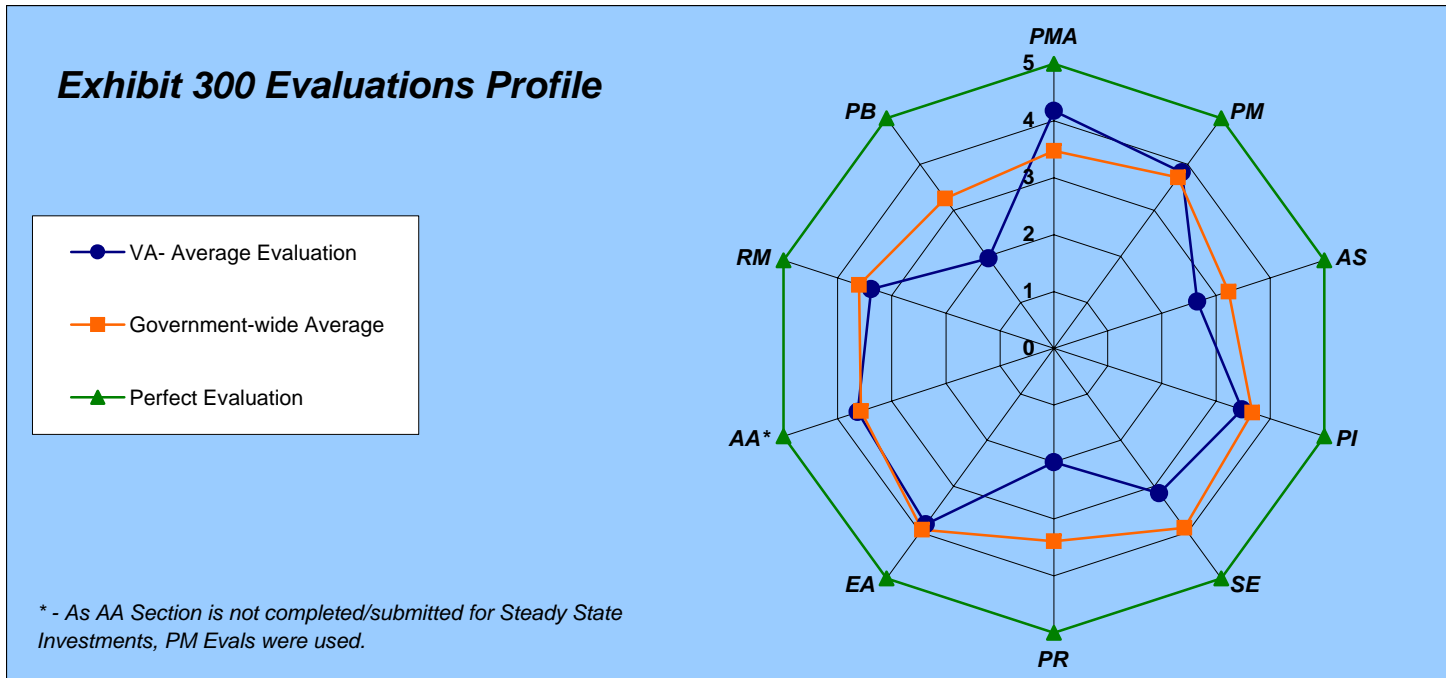
1. Alignment with the President's Management Agenda (PMA)
2. Project Management (PM)
3. Acquisition Strategy (AS)
4. Performance Information (PI)
5. Security (SE)
6. Privacy (PR)
7. Enterprise Architecture (EA)
8. Alternative Analysis (AA)
9. Risk Management (RM)
10. Cost Schedule and Performance (PB)

## Management Watch List (MWL) Evals: *Department of the Treasury*

UPI	Project Name	Overall	PMA	PM	AS	PI	SE	PR	EA	AA*	RM	PB
015-00-02-00-01-5201-00	Enterprise IT Infrastructure Optimization Initiative (EITIO)	32	3	4	3	4	2	2	3	4	4	3
015-00-01-13-01-5203-00	Treasury-Wide Enterprise Content Management (ECM) Services	30	3	4	2	3	4	2	5	3	2	2
015-00-01-13-01-5202-00	Consolidated Enterprise Identity Management (EIDM) Project	29	3	4	4	4	1	1	3	2	4	3
015-57-01-01-01-3060-00	Fiscal Management 09	28	3	4	3	3	1	2	4	4	3	1

## Exhibit 300 Evaluations Profile - Agency - VA

	Evaluation Sections										Total
	PM	PM	AS	PI	SE	PR	EA	AA*	RM	PB	
VA - Average Evaluation	4.2	3.8	2.7	3.5	3.2	2.0	3.8	3.6	3.4	2.0	32
Government-wide Average	3.5	3.7	3.2	3.7	3.9	3.4	3.9	3.6	3.6	3.3	36
Perfect Evaluation	5	5	5	5	5	5	5	5	5	5	50



### Sections of the Exhibit 300:

1. Alignment with the President's Management Agenda (PMA)
2. Project Management (PM)
3. Acquisition Strategy (AS)
4. Performance Information (PI)
5. Security (SE)
6. Privacy (PR)
7. Enterprise Architecture (EA)
8. Alternative Analysis (AA)
9. Risk Management (RM)
10. Cost Schedule and Performance (PB)

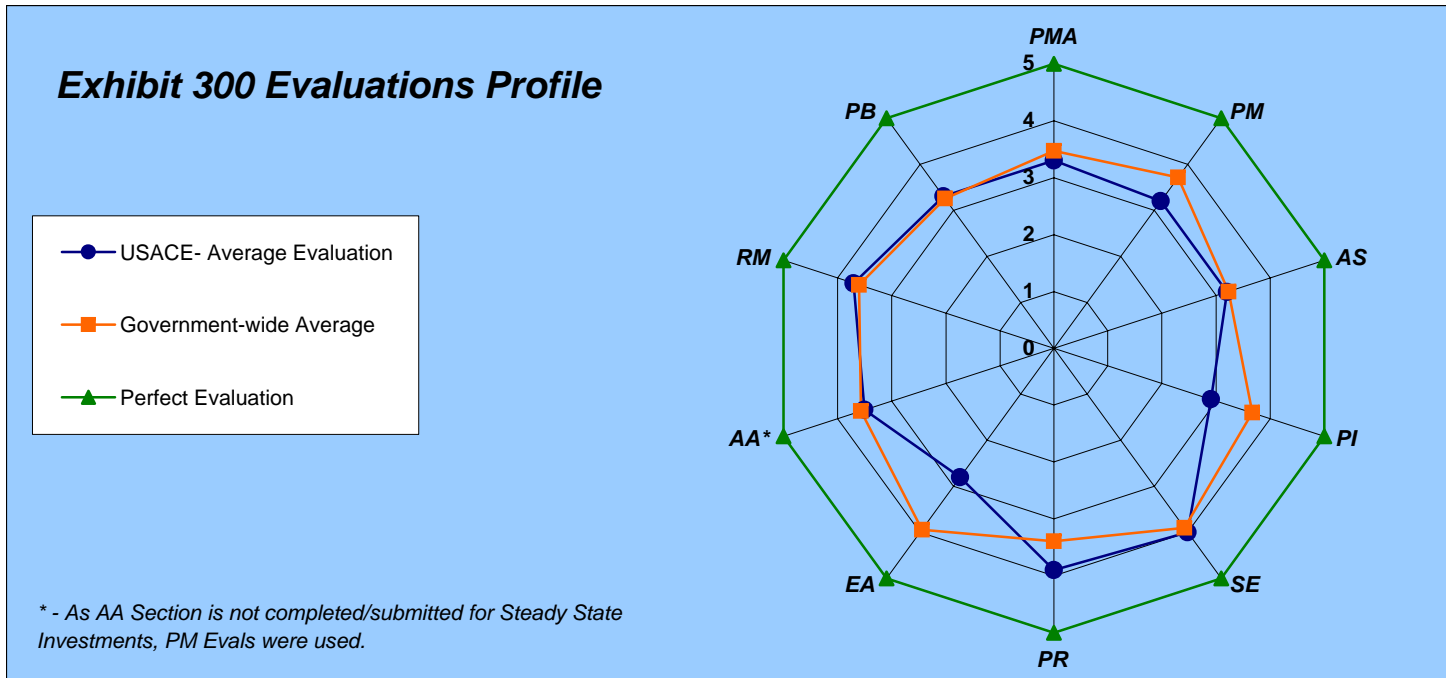
## Management Watch List (MWL) Evals: *Department of Veterans Affairs*

UPI	Project Name	Overall	PMA	PM	AS	PI	SE	PR	EA	AA*	RM	PB
029-00-01-01-01-1020-00	Decision Support System (DSS)-2009	36	4	4	4	4	3	2	5	4	4	2
029-00-01-11-01-1181-00	VistA Imaging-2009	36	5	4	3	5	3	2	5	4	3	2
029-00-01-11-01-1185-00	VA-Learning Management System-2009	36	5	4	4	3	4	2	4	4	4	2
029-00-01-11-01-1186-00	VistA-Application Development-2009	36	5	4	2	4	4	2	5	4	4	2
029-00-03-00-01-1027-00	One-VA Registration and Eligibility-2009	36	5	4	4	3	4	2	4	4	4	2
029-00-01-11-01-1183-00	Health Data Repository-2009	35	5	4	3	3	3	2	4	5	4	2
029-00-01-11-01-1223-00	VistA-Foundations Modernization-2009	35	4	4	2	5	3	2	5	4	4	2
029-00-01-13-01-1265-00	Virtual VA-2009	35	5	4	2	4	3	2	5	4	4	2
029-00-01-17-01-1269-00	Benefits Processing and Workflow-2009	35	4	4	2	4	4	2	5	4	4	2
029-00-01-11-01-1191-00	Enrollment Enhancements-2009	34	4	4	4	3	4	2	4	3	4	2
029-00-01-11-01-1220-00	Federal Health Information Exchange (FHIE)-2009	34	5	4	3	3	4	2	3	4	4	2
029-00-01-11-01-1242-00	My HealtheVet-2009	34	5	3	4	3	3	2	4	4	4	2
029-00-01-19-01-1336-00	USA Staffing-2009	34	5	2	5	4	3	2	5	2	4	2
029-00-01-11-01-1180-00	VistA-Legacy-2009	33	4	4	2	5	3	2	5	4	2	2
029-00-01-11-01-1184-00	Pharmacy Re-Engineering and IT Support-2009	33	5	4	3	3	3	2	3	4	4	2
029-00-01-11-01-1190-00	Enrollment Operations and Maintenance-2009	33	4	4	2	5	3	2	3	4	4	2
029-00-01-13-01-1267-00	Veterans Benefits Delivery-2009	33	4	4	2	4	4	2	5	4	2	2
029-00-01-13-01-1360-00	Benefits Delivery Network (BDN) Maintenance and Operations-2009	33	4	4	3	3	4	2	3	4	4	2
029-00-01-19-01-1331-00	e-Payroll-2009	33	5	3	4	4	3	1	5	2	4	2
029-00-03-00-01-1015-00	VBA Application Migration Program-2009	33	4	4	2	4	4	2	3	4	4	2
029-00-01-01-01-1010-00	VA-Wide e-Travel Solution-2009	32	5	4	2	3	2	4	3	3	4	2
029-00-01-11-01-1182-00	Scheduling Replacement Project-2009	32	4	4	2	4	3	2	3	4	4	2
029-00-01-11-01-1222-00	VistA Laboratory IS System Reengineering-2009	32	5	4	4	2	3	2	3	4	3	2
029-00-01-14-01-1266-00	VBA Rules Based Claims Processing - 2009	32	4	4	4	3	4	2	4	4	1	2
029-00-03-00-01-1012-00	Capital Asset Management System-2009	32	4	4	2	3	3	2	4	4	4	2

<b>UPI</b>	<b>Project Name</b>	<b>Overall</b>	<b>PMA</b>	<b>PM</b>	<b>AS</b>	<b>PI</b>	<b>SE</b>	<b>PR</b>	<b>EA</b>	<b>AA*</b>	<b>RM</b>	<b>PB</b>
029-00-03-00-01-1026-00	One VA Contact Management-2009	32	4	4	2	3	4	2	3	4	4	2
029-00-01-01-01-1040-00	Health Admin Center (HAC) IT Operations-2009	31	3	4	4	3	2	2	3	4	4	2
029-00-01-13-01-1264-00	VETSNET-2009	31	4	4	2	4	2	2	5	4	2	2
029-00-01-16-01-1268-00	Benefits Support Services-2009	31	3	4	2	4	3	2	3	4	4	2
029-00-03-00-01-1014-00	Program Integrity/Data Management-2009	31	4	4	2	3	3	2	4	4	3	2
029-00-01-11-01-1189-00	Revenue Improvements and System Enhancements-2009	30	4	4	4	3	4	3	3	1	2	2
029-00-01-19-01-1332-00	Personal Identification Verification-2009	30	4	4	1	3	2	2	4	4	4	2
029-00-01-12-01-1241-00	Medical and Prosthetic Research Operations-2009	29	4	4	1	4	3	2	3	4	2	2
029-00-03-00-01-1016-00	Document and Correspondence Management System (DCMS)-2009	29	3	4	3	4	2	2	3	2	4	2
029-00-01-01-01-1051-00	Financial & Logistics Integrated Technology Enterprise (FLITE)-2009	28	5	2	1	3	4	3	3	2	3	2
029-00-01-01-01-1140-00	Financial Management System (FMS)-2009	28	2	4	2	3	3	1	4	4	3	2
029-00-02-00-01-1120-00	IT Infrastructure-2009	28	5	4	2	3	1	1	4	4	2	2
029-00-01-01-01-1021-00	Allocation Resource Center(ARC)-2009	27	3	4	2	3	4	1	3	4	2	1
029-00-01-11-01-1188-00	Blood Bank-2009	25	3	4	3	3	2	3	3	2	1	1
029-00-01-19-01-1330-00	Payroll/HR Systems-2009	25	3	3	1	2	3	1	3	3	4	2

## Exhibit 300 Evaluations Profile - Agency - USACE

	Evaluation Sections										Total
	PM	PM	AS	PI	SE	PR	EA	AA*	RM	PB	
<b>USACE - Average Evaluation</b>	3.3	3.2	3.2	2.9	4.0	3.9	2.8	3.5	3.7	3.3	<b>34</b>
<b>Government-wide Average</b>	3.5	3.7	3.2	3.7	3.9	3.4	3.9	3.6	3.6	3.3	<b>36</b>
<b>Perfect Evaluation</b>	5	5	5	5	5	5	5	5	5	5	<b>50</b>



### Sections of the Exhibit 300:

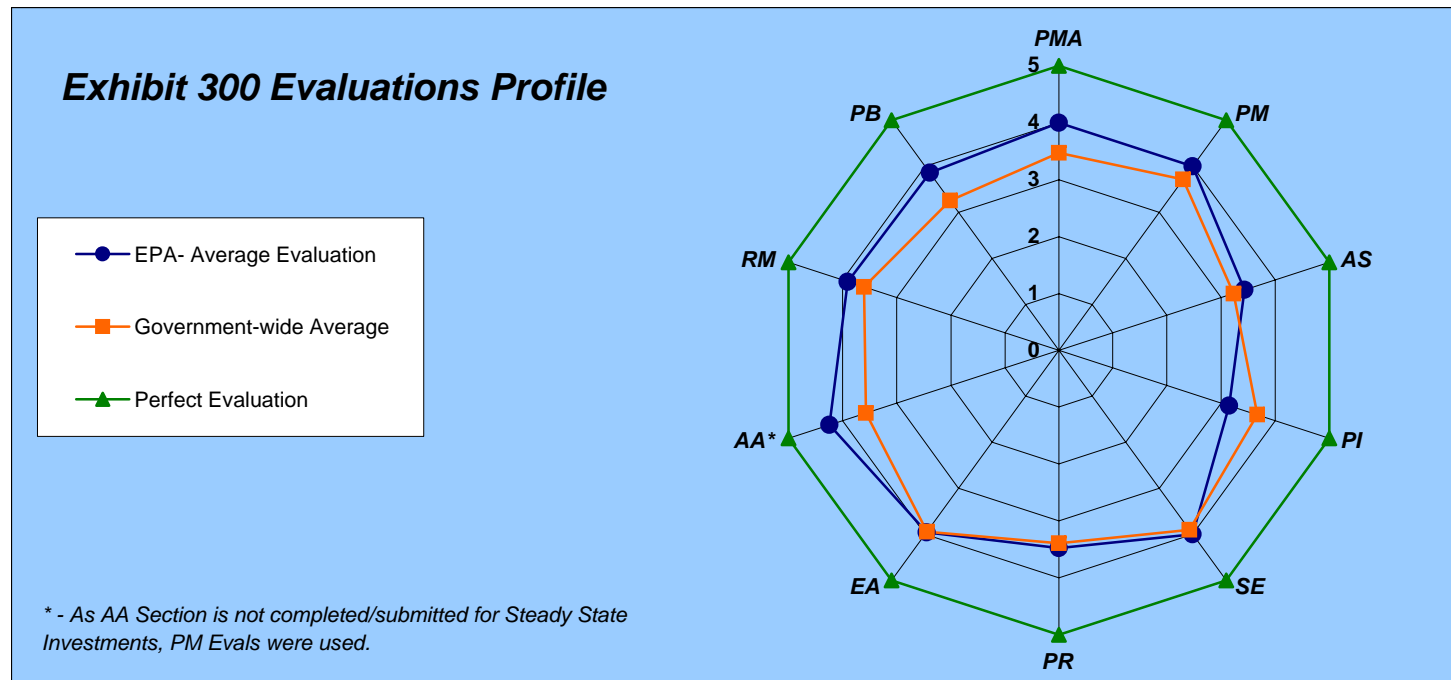
1. Alignment with the President's Management Agenda (PMA)
2. Project Management (PM)
3. Acquisition Strategy (AS)
4. Performance Information (PI)
5. Security (SE)
6. Privacy (PR)
7. Enterprise Architecture (EA)
8. Alternative Analysis (AA)
9. Risk Management (RM)
10. Cost Schedule and Performance (PB)

## Management Watch List (MWL) Evals: *Corps of Engineers*

UPI	Project Name	Overall	PMA	PM	AS	PI	SE	PR	EA	AA*	RM	PB
202-00-01-02-01-1020-00	ENGLink Interactive	38	3	4	4	3	4	4	3	5	4	4
202-00-01-02-01-1011-00	Automated Personal Property Management Systems (APPMS)	37	3	4	3	3	4	4	3	4	5	4
202-00-01-03-01-1060-00	Real Estate Management Information System (REMIS)	37	5	3	3	3	4	4	3	4	4	4
202-00-01-01-01-1010-00	Corps of Engineers Financial Management System (CEFMS)	36	3	4	4	3	4	3	3	4	4	4
202-00-01-02-01-1031-00	Operations and Maintenance Business Information Link (OMBIL Plus)	36	4	3	4	3	4	4	3	3	4	4
202-00-01-02-01-1032-00	Resident Management System (RMS)	34	3	4	3	3	4	4	3	4	4	2
202-00-01-02-01-1033-00	Project Management Information System II (P2)	34	3	3	4	3	4	4	3	4	3	3
202-00-01-02-01-1051-00	Corps Water Management System (CWMS)	33	3	3	3	3	4	4	3	3	4	3
202-00-02-00-01-1015-00	Consolidated Information Technology Infrastructure/Office Automation/Telecommunications (I/OA/T)	33	3	3	3	3	4	4	3	3	3	4
202-00-01-02-01-1012-00	Facilities & Equipment Maintenance System (FEM)	20	3	1	1	2	4	4	1	1	2	1

## Exhibit 300 Evaluations Profile - Agency - EPA

	Evaluation Sections										Total
	PM	PM	AS	PI	SE	PR	EA	AA*	RM	PB	
EPA - Average Evaluation	4.0	4.0	3.4	3.1	4.0	3.5	4.0	4.2	3.9	3.9	38
Government-wide Average	3.5	3.7	3.2	3.7	3.9	3.4	3.9	3.6	3.6	3.3	36
Perfect Evaluation	5	5	5	5	5	5	5	5	5	5	50



### Sections of the Exhibit 300:

1. Alignment with the President's Management Agenda (PMA)
2. Project Management (PM)
3. Acquisition Strategy (AS)
4. Performance Information (PI)
5. Security (SE)
6. Privacy (PR)
7. Enterprise Architecture (EA)
8. Alternative Analysis (AA)
9. Risk Management (RM)
10. Cost Schedule and Performance (PB)



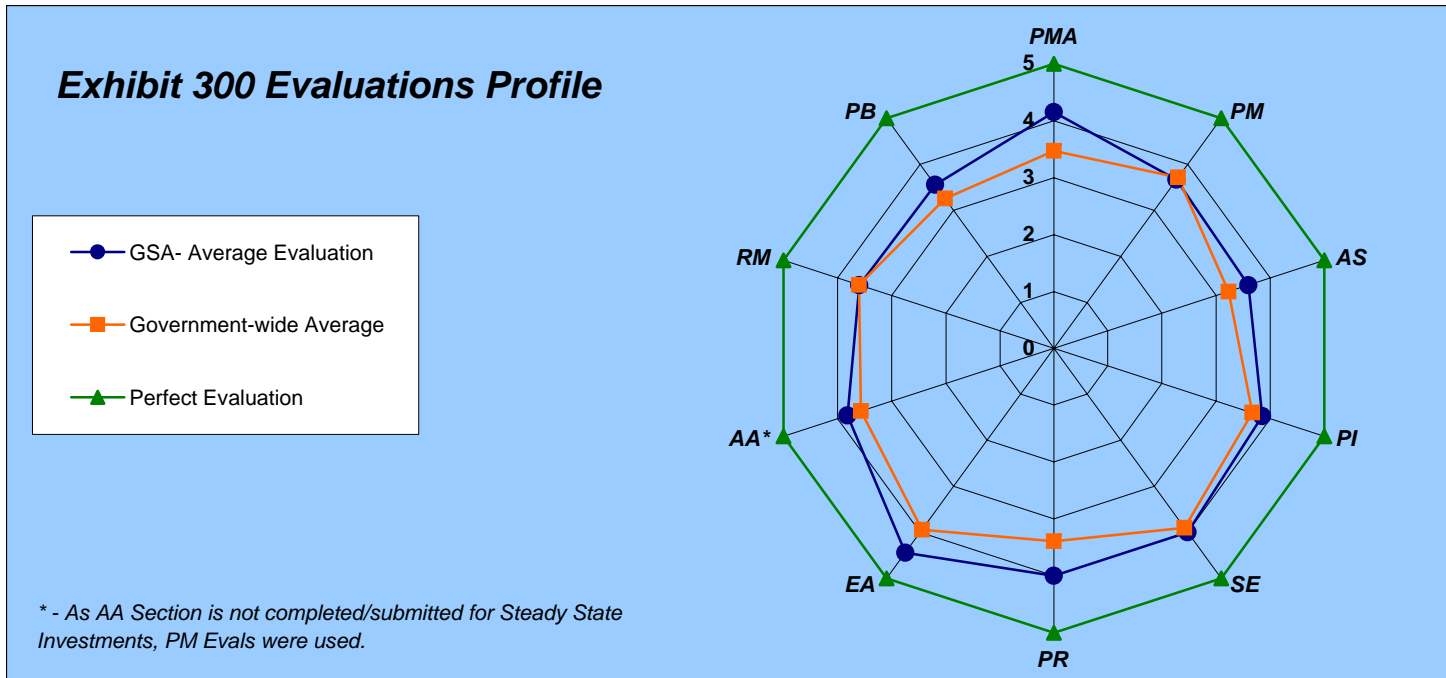
## Management Watch List (MWL) Evals: *Environmental Protection Agency*

UPI	Project Name	Overall	PMA	PM	AS	PI	SE	PR	EA	AA*	RM	PB
-----	--------------	---------	-----	----	----	----	----	----	----	-----	----	----

**No Exhibit 300s on the Management Watch List**

## Exhibit 300 Evaluations Profile - Agency - GSA

	Evaluation Sections										Total
	PM	PM	AS	PI	SE	PR	EA	AA*	RM	PB	
<b>GSA - Average Evaluation</b>	4.1	3.7	3.6	3.9	4.0	4.0	4.4	3.8	3.6	3.6	<b>39</b>
<b>Government-wide Average</b>	3.5	3.7	3.2	3.7	3.9	3.4	3.9	3.6	3.6	3.3	<b>36</b>
<b>Perfect Evaluation</b>	5	5	5	5	5	5	5	5	5	5	<b>50</b>



### Sections of the Exhibit 300:

1. Alignment with the President's Management Agenda (PMA)
2. Project Management (PM)
3. Acquisition Strategy (AS)
4. Performance Information (PI)
5. Security (SE)
6. Privacy (PR)
7. Enterprise Architecture (EA)
8. Alternative Analysis (AA)
9. Risk Management (RM)
10. Cost Schedule and Performance (PB)

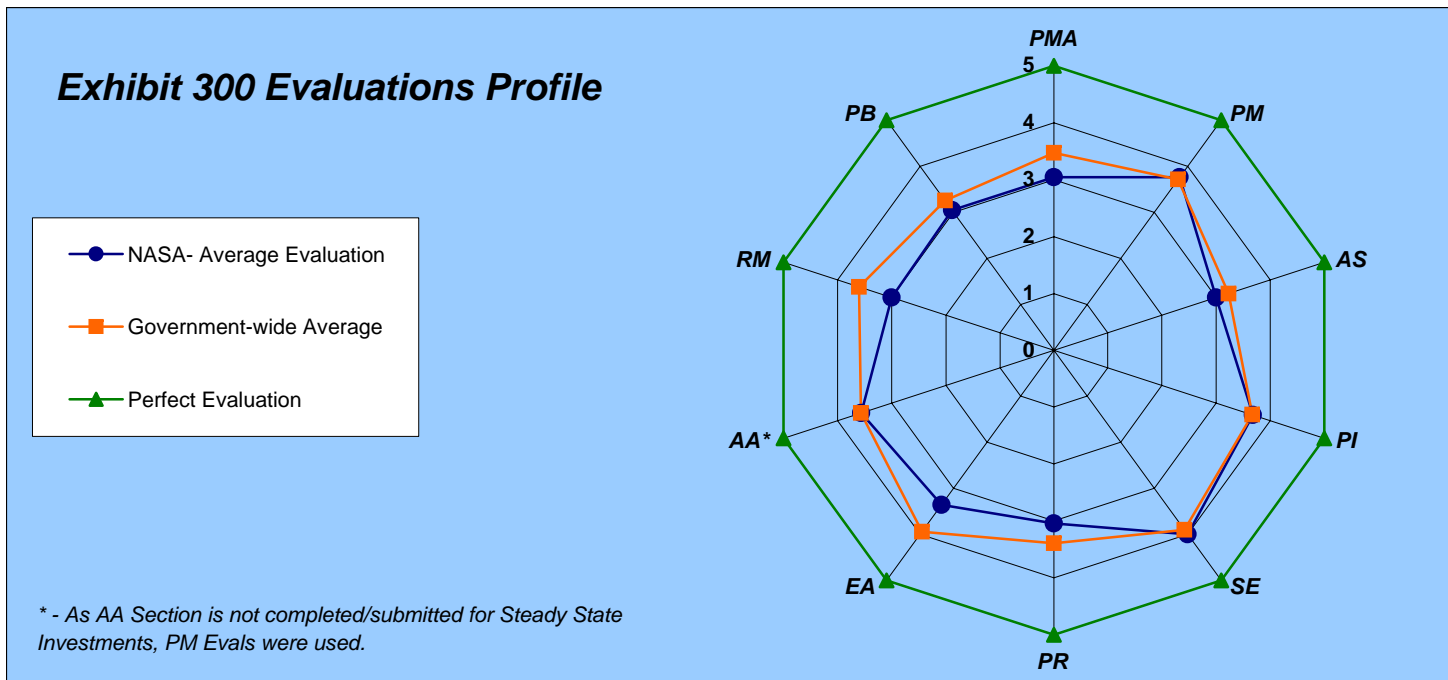
## Management Watch List (MWL) Evals: *General Services Administration*

UPI	Project Name	Overall	PMA	PM	AS	PI	SE	PR	EA	AA*	RM	PB
-----	--------------	---------	-----	----	----	----	----	----	----	-----	----	----

**No Exhibit 300s on the Management Watch List**

## Exhibit 300 Evaluations Profile - Agency - NASA

	Evaluation Sections										Total
	PM	PM	AS	PI	SE	PR	EA	AA*	RM	PB	
NASA - Average Evaluation	3.0	3.8	3.0	3.7	4.0	3.0	3.4	3.6	3.0	3.0	33
Government-wide Average	3.5	3.7	3.2	3.7	3.9	3.4	3.9	3.6	3.6	3.3	36
Perfect Evaluation	5	5	5	5	5	5	5	5	5	5	50



### Sections of the Exhibit 300:

1. Alignment with the President's Management Agenda (PMA)
2. Project Management (PM)
3. Acquisition Strategy (AS)
4. Performance Information (PI)
5. Security (SE)
6. Privacy (PR)
7. Enterprise Architecture (EA)
8. Alternative Analysis (AA)
9. Risk Management (RM)
10. Cost Schedule and Performance (PB)

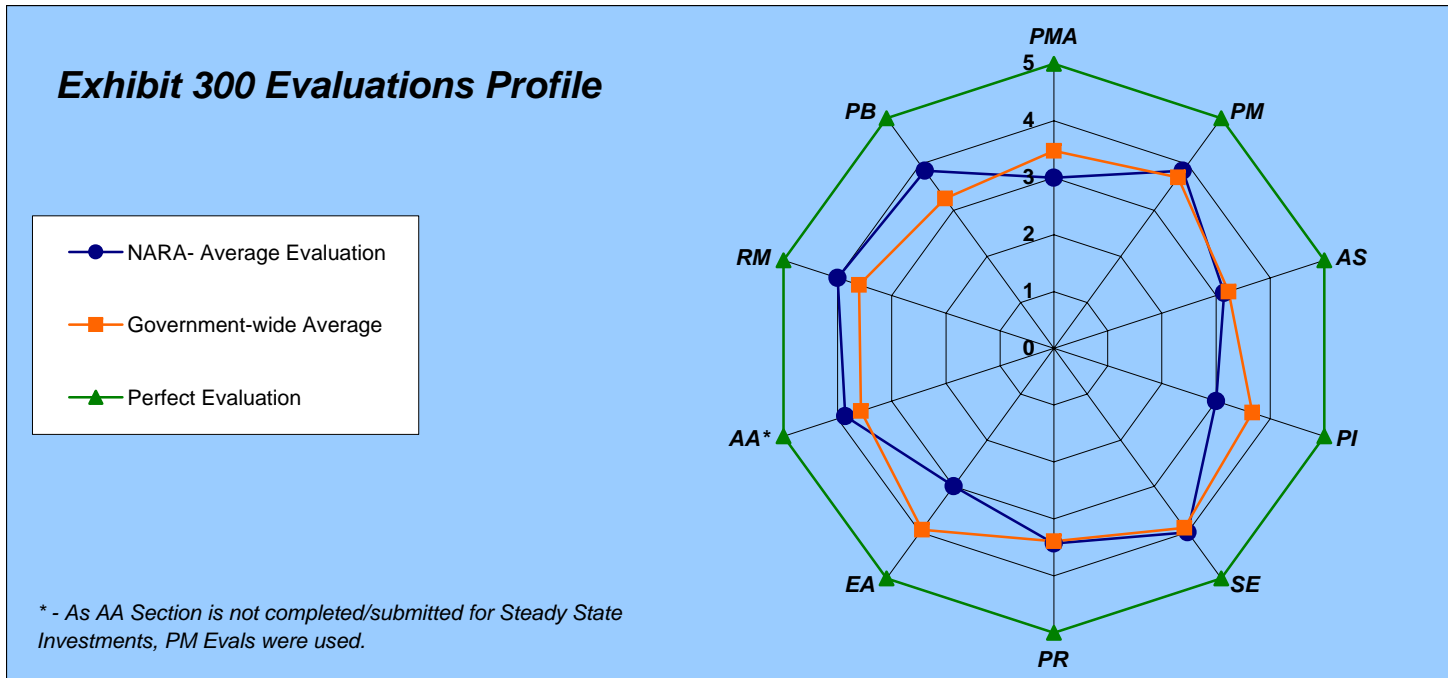
# Management Watch List (MWL) Evals: *National Aeronautics and Space Administration*

UPI	Project Name	Overall	PMA	PM	AS	PI	SE	PR	EA	AA*	RM	PB
-----	--------------	---------	-----	----	----	----	----	----	----	-----	----	----

**No Exhibit 300s on the Management Watch List**

## Exhibit 300 Evaluations Profile - Agency - NARA

	Evaluation Sections										Total
	PM	PM	AS	PI	SE	PR	EA	AA*	RM	PB	
<b>NARA - Average Evaluation</b>	3.0	3.9	3.1	3.0	4.0	3.4	3.0	3.9	4.0	3.9	<b>35</b>
<b>Government-wide Average</b>	3.5	3.7	3.2	3.7	3.9	3.4	3.9	3.6	3.6	3.3	<b>36</b>
<b>Perfect Evaluation</b>	5	5	5	5	5	5	5	5	5	5	<b>50</b>



### Sections of the Exhibit 300:

1. Alignment with the President's Management Agenda (PMA)
2. Project Management (PM)
3. Acquisition Strategy (AS)
4. Performance Information (PI)
5. Security (SE)
6. Privacy (PR)
7. Enterprise Architecture (EA)
8. Alternative Analysis (AA)
9. Risk Management (RM)
10. Cost Schedule and Performance (PB)

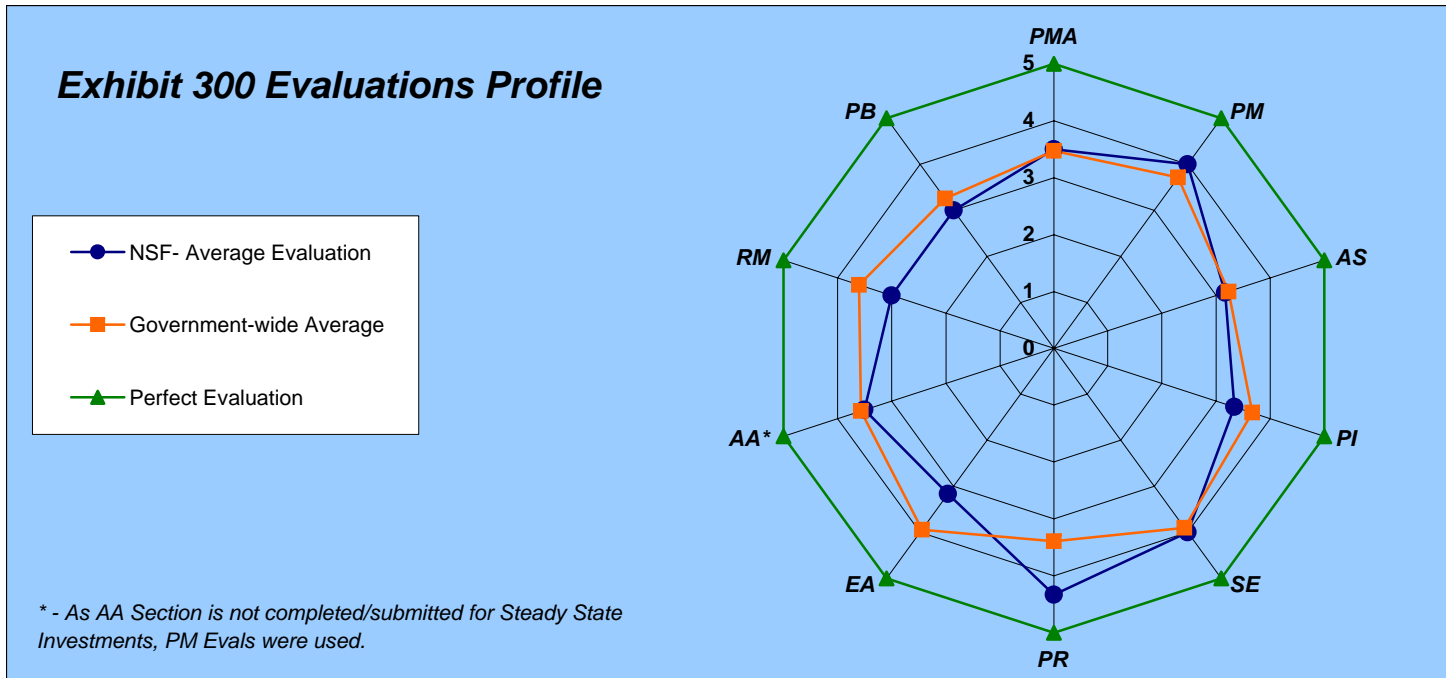
**Management Watch List (MWL) Evals: *National Archives and Records Administration***

UPI	Project Name	Overall	PMA	PM	AS	PI	SE	PR	EA	AA*	RM	PB
-----	--------------	---------	-----	----	----	----	----	----	----	-----	----	----

**No Exhibit 300s on the Management Watch List**

## Exhibit 300 Evaluations Profile - Agency - NSF

	Evaluation Sections										Total
	PM	PM	AS	PI	SE	PR	EA	AA*	RM	PB	
<b>NSF - Average Evaluation</b>	3.5	4.0	3.2	3.3	4.0	4.3	3.2	3.5	3.0	3.0	<b>35</b>
<b>Government-wide Average</b>	3.5	3.7	3.2	3.7	3.9	3.4	3.9	3.6	3.6	3.3	<b>36</b>
<b>Perfect Evaluation</b>	5	5	5	5	5	5	5	5	5	5	<b>50</b>



### Sections of the Exhibit 300:

1. Alignment with the President's Management Agenda (PMA)
2. Project Management (PM)
3. Acquisition Strategy (AS)
4. Performance Information (PI)
5. Security (SE)
6. Privacy (PR)
7. Enterprise Architecture (EA)
8. Alternative Analysis (AA)
9. Risk Management (RM)
10. Cost Schedule and Performance (PB)



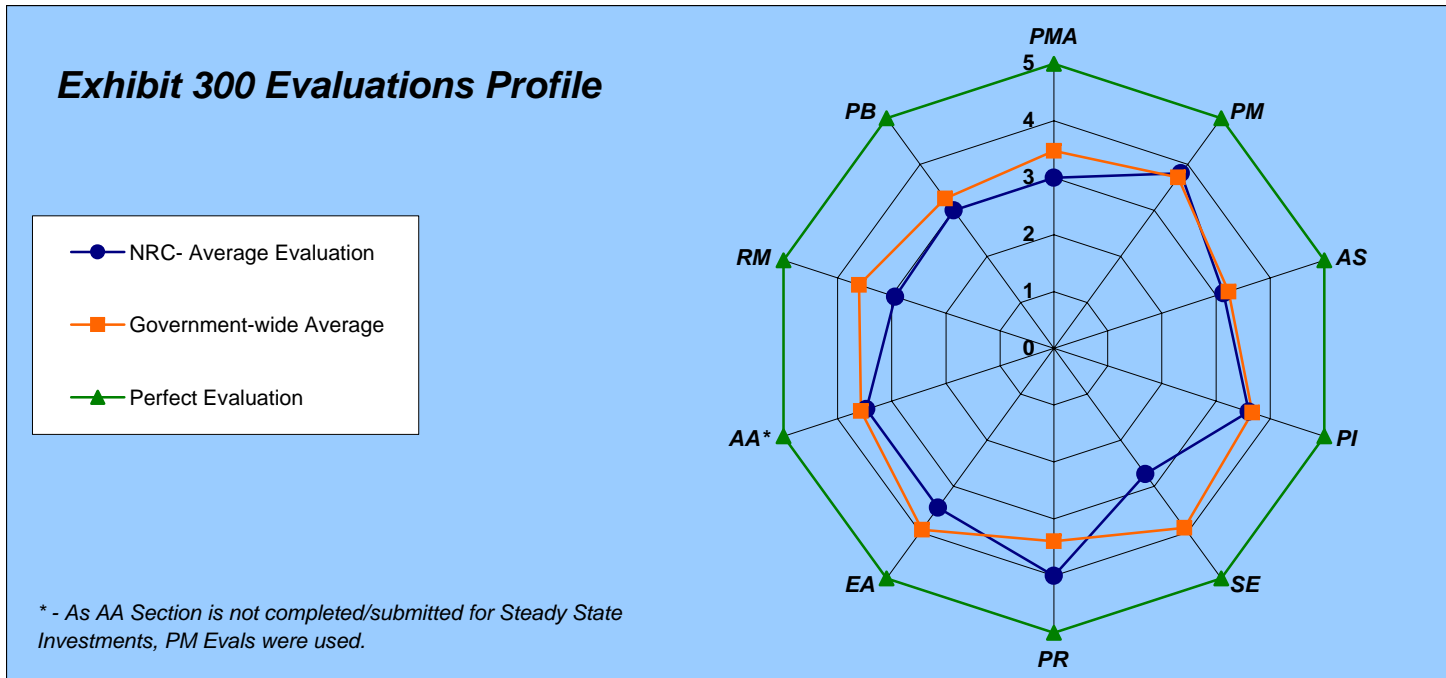
## Management Watch List (MWL) Evals: *National Science Foundation*

UPI	Project Name	Overall	PMA	PM	AS	PI	SE	PR	EA	AA*	RM	PB
-----	--------------	---------	-----	----	----	----	----	----	----	-----	----	----

**No Exhibit 300s on the Management Watch List**

## Exhibit 300 Evaluations Profile - Agency - NRC

	Evaluation Sections										Total
	PM	PM	AS	PI	SE	PR	EA	AA*	RM	PB	
<b>NRC - Average Evaluation</b>	3.0	3.8	3.1	3.6	2.7	4.0	3.5	3.5	2.9	3.0	<b>33</b>
<b>Government-wide Average</b>	3.5	3.7	3.2	3.7	3.9	3.4	3.9	3.6	3.6	3.3	<b>36</b>
<b>Perfect Evaluation</b>	5	5	5	5	5	5	5	5	5	5	<b>50</b>



### Sections of the Exhibit 300:

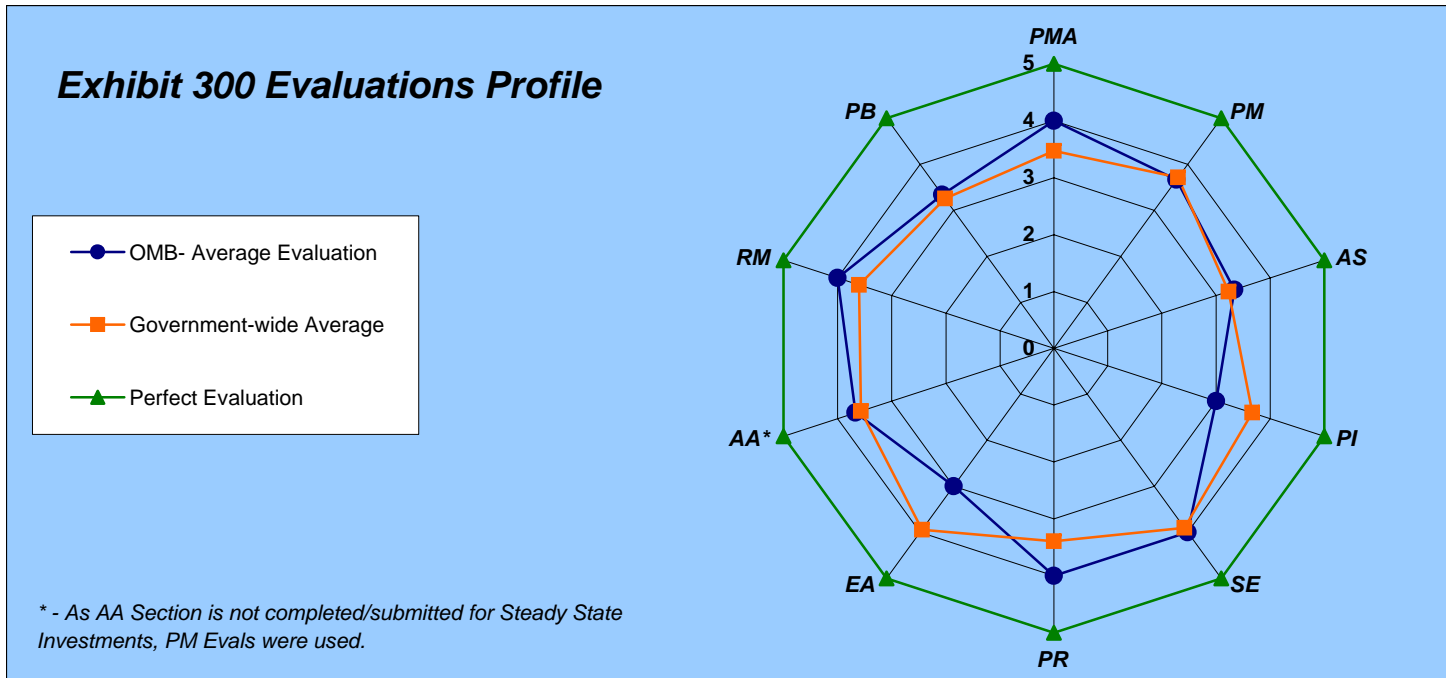
1. Alignment with the President's Management Agenda (PMA)
2. Project Management (PM)
3. Acquisition Strategy (AS)
4. Performance Information (PI)
5. Security (SE)
6. Privacy (PR)
7. Enterprise Architecture (EA)
8. Alternative Analysis (AA)
9. Risk Management (RM)
10. Cost Schedule and Performance (PB)

## Management Watch List (MWL) Evals: *Nuclear Regulatory Commission*

UPI	Project Name	Overall	PMA	PM	AS	PI	SE	PR	EA	AA*	RM	PB
429-00-01-04-01-1010-00	National Source Tracking System (NSTS)	38	3	4	4	4	4	5	5	3	3	3
429-00-01-04-01-4000-00	Licensing Support Network (LSN)	36	3	4	3	4	3	5	4	4	3	3
429-00-01-01-01-1020-00	Budget Formulation System (formerly BF Application)	35	3	4	3	4	3	5	3	4	3	3
429-00-01-02-01-3021-00	Secure LAN and Electronic Safe (SLES)	35	3	4	3	4	4	5	3	3	3	3
429-00-01-03-01-2000-00	Reactor Program System (RPS)	35	3	4	3	3	3	5	4	4	3	3
429-00-01-03-01-2005-00	Incident Response System (IRS)	35	3	4	3	4	3	5	4	3	3	3
429-00-01-04-01-4005-00	Enterprise Digital Data Management System(DDMS)	35	3	4	3	4	3	5	3	4	3	3
429-00-01-01-01-2030-00	Cost Accounting System	34	3	4	3	4	3	3	4	4	3	3
429-00-01-01-01-1100-00	Core Financial System - Replacement	32	3	4	3	4	2	3	4	3	3	3
429-00-01-01-01-2025-00	License Fee Billing System (Fees System)	32	3	4	3	4	2	3	3	4	3	3
429-00-01-04-01-1000-00	Material Licensing Program - Web-Based Licensing (WBL)	31	3	4	4	3	2	3	3	3	3	3
429-00-02-00-01-1012-00	Infrastructure Services and Support	31	3	4	3	3	2	3	3	4	3	3
429-00-01-01-01-2015-00	Time and Labor Legacy (formerly HRMS)	30	3	3	3	3	3	3	3	3	3	3
429-00-01-01-01-2016-00	Time and Labor Modernization	30	3	2	3	3	2	5	3	3	3	3
429-00-01-02-01-1010-00	Agency-wide Documents Access and Management System (ADAMS)	28	3	4	3	3	2	2	3	3	2	3

## Exhibit 300 Evaluations Profile - Agency - OMB

	Evaluation Sections										Total
	PM	PM	AS	PI	SE	PR	EA	AA*	RM	PB	
OMB - Average Evaluation	4.0	3.7	3.3	3.0	4.0	4.0	3.0	3.7	4.0	3.3	36
Government-wide Average	3.5	3.7	3.2	3.7	3.9	3.4	3.9	3.6	3.6	3.3	36
Perfect Evaluation	5	5	5	5	5	5	5	5	5	5	50



### Sections of the Exhibit 300:

1. Alignment with the President's Management Agenda (PMA)
2. Project Management (PM)
3. Acquisition Strategy (AS)
4. Performance Information (PI)
5. Security (SE)
6. Privacy (PR)
7. Enterprise Architecture (EA)
8. Alternative Analysis (AA)
9. Risk Management (RM)
10. Cost Schedule and Performance (PB)

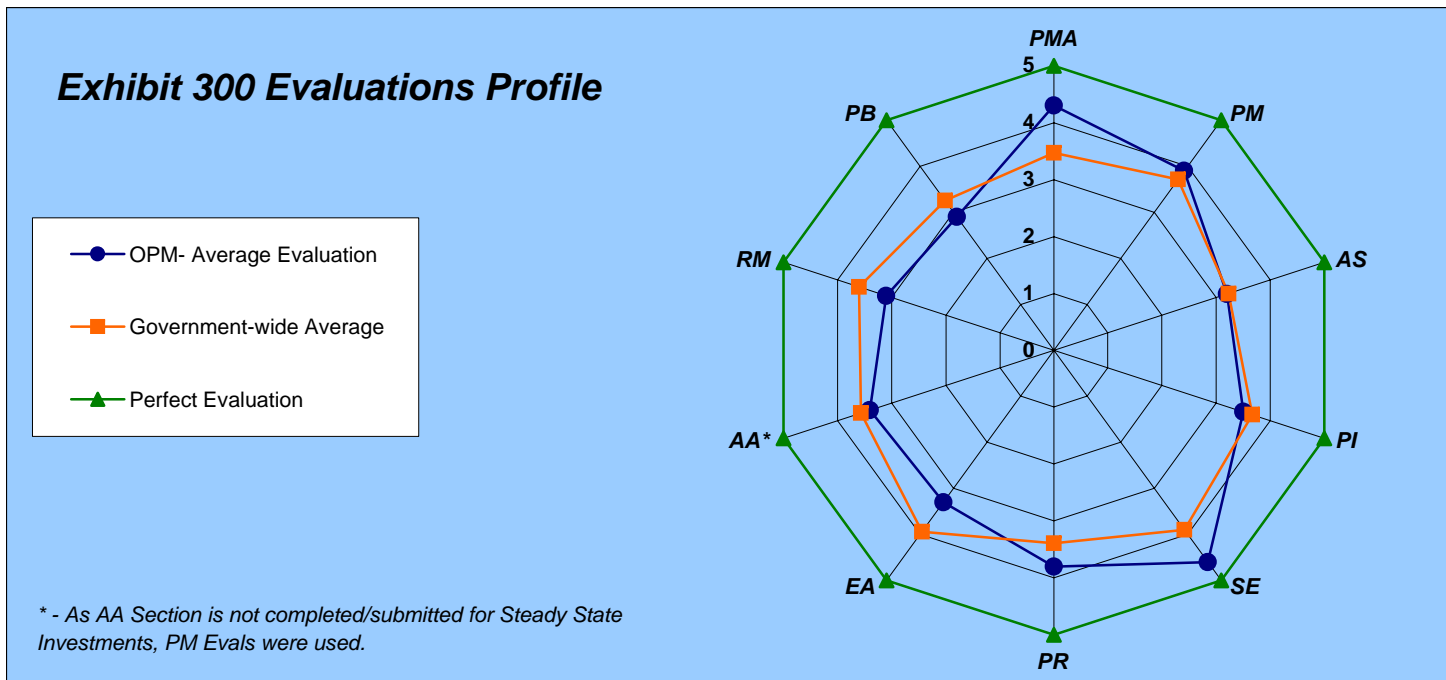
# Management Watch List (MWL) Evals: *Office of Mangement and Budget*

UPI	Project Name	Overall	PMA	PM	AS	PI	SE	PR	EA	AA*	RM	PB
-----	--------------	---------	-----	----	----	----	----	----	----	-----	----	----

**No Exhibit 300s on the Management Watch List**

## Exhibit 300 Evaluations Profile - Agency - OPM

	Evaluation Sections										Total
	PM	PM	AS	PI	SE	PR	EA	AA*	RM	PB	
OPM - Average Evaluation	4.3	3.9	3.2	3.5	4.6	3.8	3.3	3.4	3.1	2.9	36
Government-wide Average	3.5	3.7	3.2	3.7	3.9	3.4	3.9	3.6	3.6	3.3	36
Perfect Evaluation	5	5	5	5	5	5	5	5	5	5	50



### Sections of the Exhibit 300:

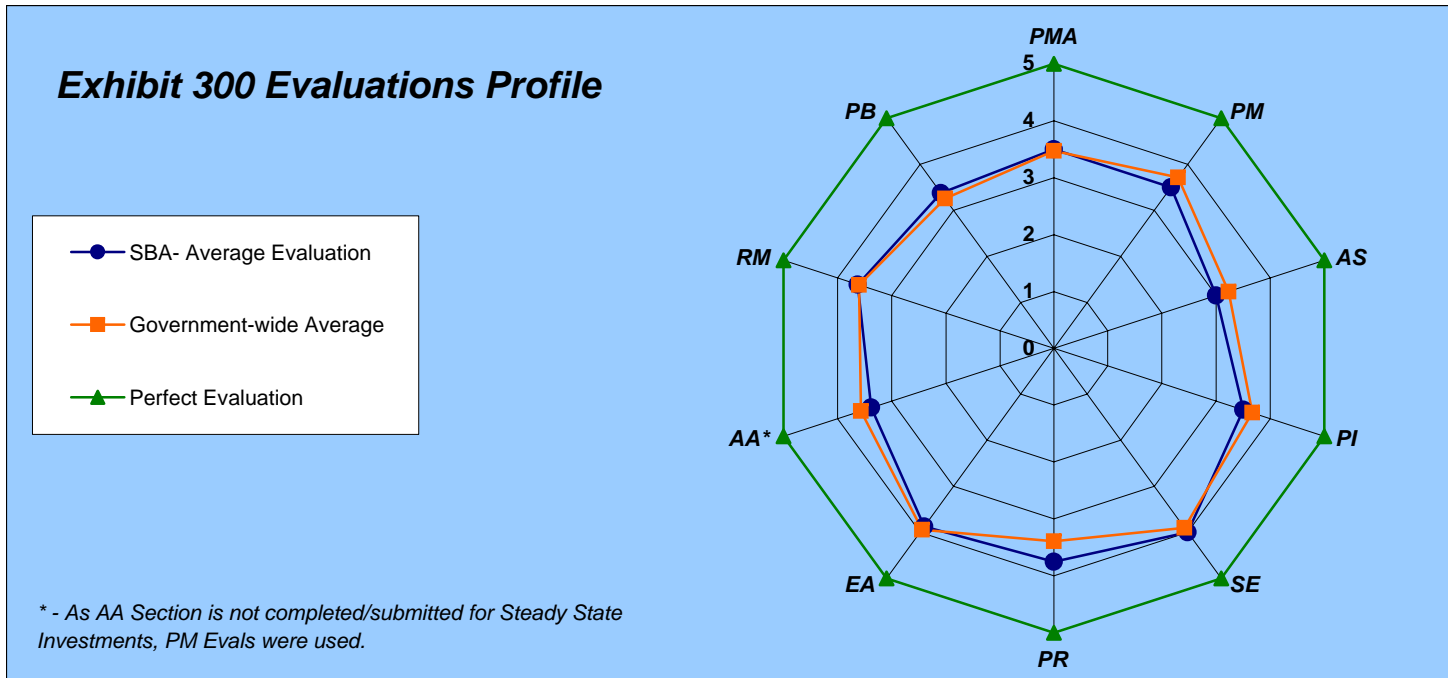
1. Alignment with the President's Management Agenda (PMA)
2. Project Management (PM)
3. Acquisition Strategy (AS)
4. Performance Information (PI)
5. Security (SE)
6. Privacy (PR)
7. Enterprise Architecture (EA)
8. Alternative Analysis (AA)
9. Risk Management (RM)
10. Cost Schedule and Performance (PB)

## Management Watch List (MWL) Evals: *Office of Personnel Management*

UPI	Project Name	Overall	PMA	PM	AS	PI	SE	PR	EA	AA*	RM	PB
027-00-01-02-01-1010-00	Retirement Systems Modernization	26	3	4	2	3	3	4	3	1	2	1

## Exhibit 300 Evaluations Profile - Agency - SBA

	Evaluation Sections										Total
	PM	PM	AS	PI	SE	PR	EA	AA*	RM	PB	
<b>SBA - Average Evaluation</b>	3.5	3.5	3.0	3.5	4.0	3.8	3.9	3.4	3.6	3.4	<b>36</b>
<b>Government-wide Average</b>	3.5	3.7	3.2	3.7	3.9	3.4	3.9	3.6	3.6	3.3	<b>36</b>
<b>Perfect Evaluation</b>	5	5	5	5	5	5	5	5	5	5	<b>50</b>



### Sections of the Exhibit 300:

1. Alignment with the President's Management Agenda (PMA)
2. Project Management (PM)
3. Acquisition Strategy (AS)
4. Performance Information (PI)
5. Security (SE)
6. Privacy (PR)
7. Enterprise Architecture (EA)
8. Alternative Analysis (AA)
9. Risk Management (RM)
10. Cost Schedule and Performance (PB)



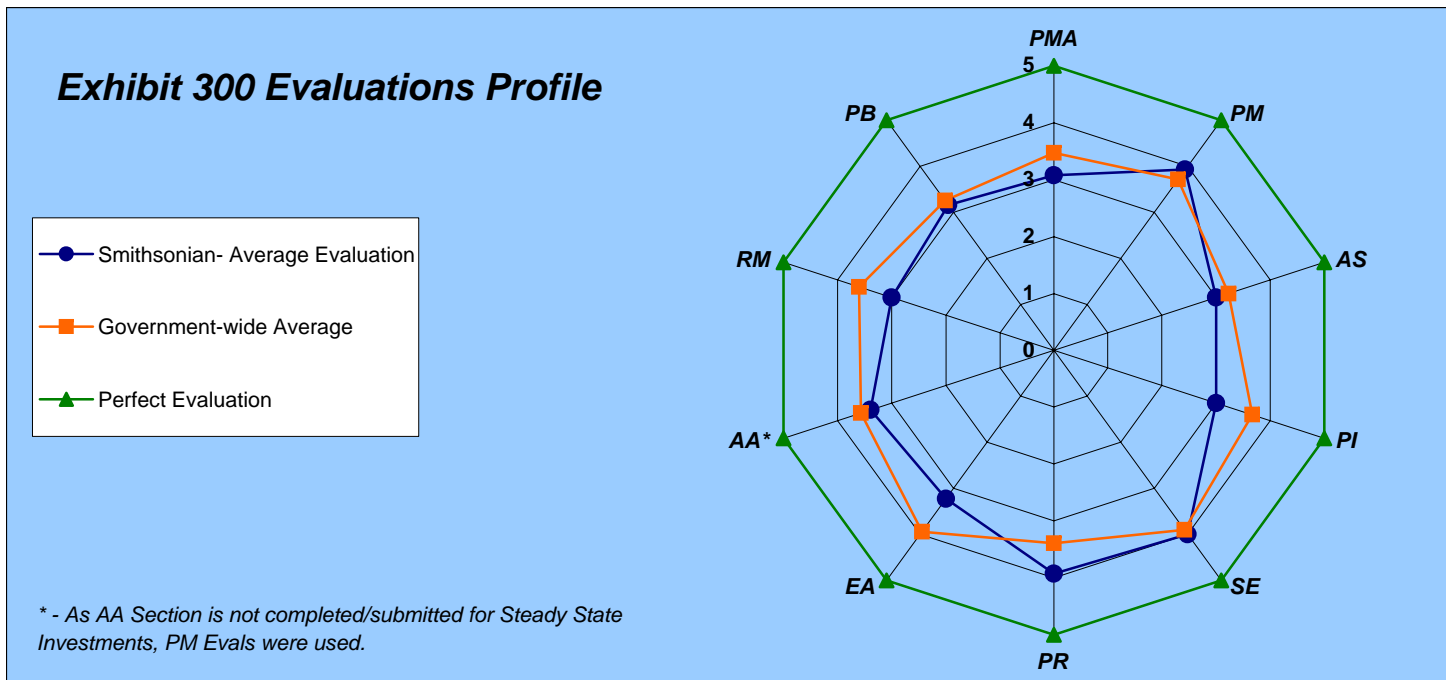
## Management Watch List (MWL) Evals: *Small Business Administration*

UPI	Project Name	Overall	PMA	PM	AS	PI	SE	PR	EA	AA*	RM	PB
-----	--------------	---------	-----	----	----	----	----	----	----	-----	----	----

**No Exhibit 300s on the Management Watch List**

## Exhibit 300 Evaluations Profile - Agency - Smithsonian

	Evaluation Sections										Total
	PM	PM	AS	PI	SE	PR	EA	AA*	RM	PB	
Smithsonian - Average Evaluation	3.1	3.9	3.0	3.0	4.0	3.9	3.2	3.4	3.0	3.2	34
Government-wide Average	3.5	3.7	3.2	3.7	3.9	3.4	3.9	3.6	3.6	3.3	36
Perfect Evaluation	5	5	5	5	5	5	5	5	5	5	50



### Sections of the Exhibit 300:

1. Alignment with the President's Management Agenda (PMA)
2. Project Management (PM)
3. Acquisition Strategy (AS)
4. Performance Information (PI)
5. Security (SE)
6. Privacy (PR)
7. Enterprise Architecture (EA)
8. Alternative Analysis (AA)
9. Risk Management (RM)
10. Cost Schedule and Performance (PB)

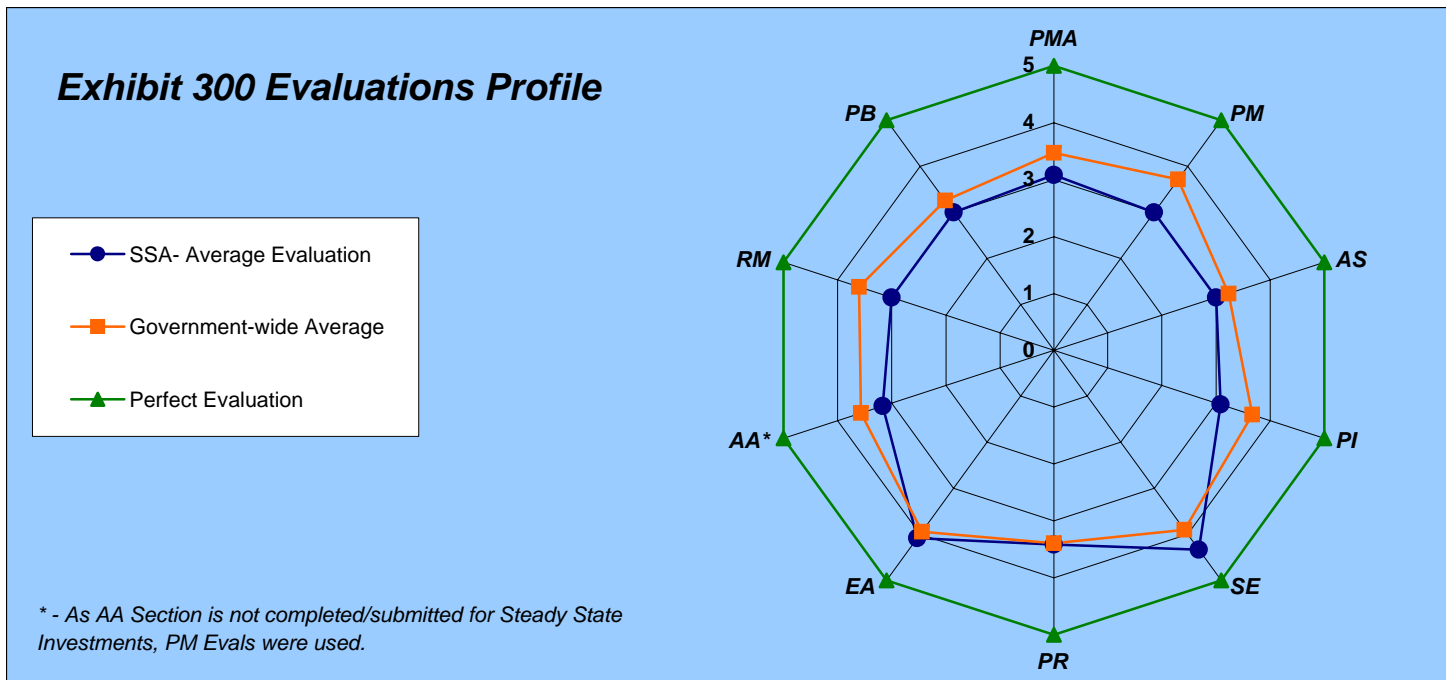
## Management Watch List (MWL) Evals: *Smithsonian Institution*

UPI	Project Name	Overall	PMA	PM	AS	PI	SE	PR	EA	AA*	RM	PB
-----	--------------	---------	-----	----	----	----	----	----	----	-----	----	----

**No Exhibit 300s on the Management Watch List**

## Exhibit 300 Evaluations Profile - Agency - SSA

	Evaluation Sections										Total
	PM	PM	AS	PI	SE	PR	EA	AA*	RM	PB	
SSA - Average Evaluation	3.1	3.0	3.0	3.1	4.3	3.4	4.1	3.2	3.0	3.0	33
Government-wide Average	3.5	3.7	3.2	3.7	3.9	3.4	3.9	3.6	3.6	3.3	36
Perfect Evaluation	5	5	5	5	5	5	5	5	5	5	50



### Sections of the Exhibit 300:

1. Alignment with the President's Management Agenda (PMA)
2. Project Management (PM)
3. Acquisition Strategy (AS)
4. Performance Information (PI)
5. Security (SE)
6. Privacy (PR)
7. Enterprise Architecture (EA)
8. Alternative Analysis (AA)
9. Risk Management (RM)
10. Cost Schedule and Performance (PB)

## Management Watch List (MWL) Evals: *Social Security Administration*

UPI	Project Name	Overall	PMA	PM	AS	PI	SE	PR	EA	AA*	RM	PB
-----	--------------	---------	-----	----	----	----	----	----	----	-----	----	----

**No Exhibit 300s on the Management Watch List**