

Six MCF Residential Gas Bill Analysis For Twenty-Five Texas Cities



GAS SERVICES DIVISION

January through June 2008

Introduction

Included within are five tables reflecting an analysis of a 6 Mcf gas bill for twenty-five Texas cities. These cities provide a geographic representation of the State.

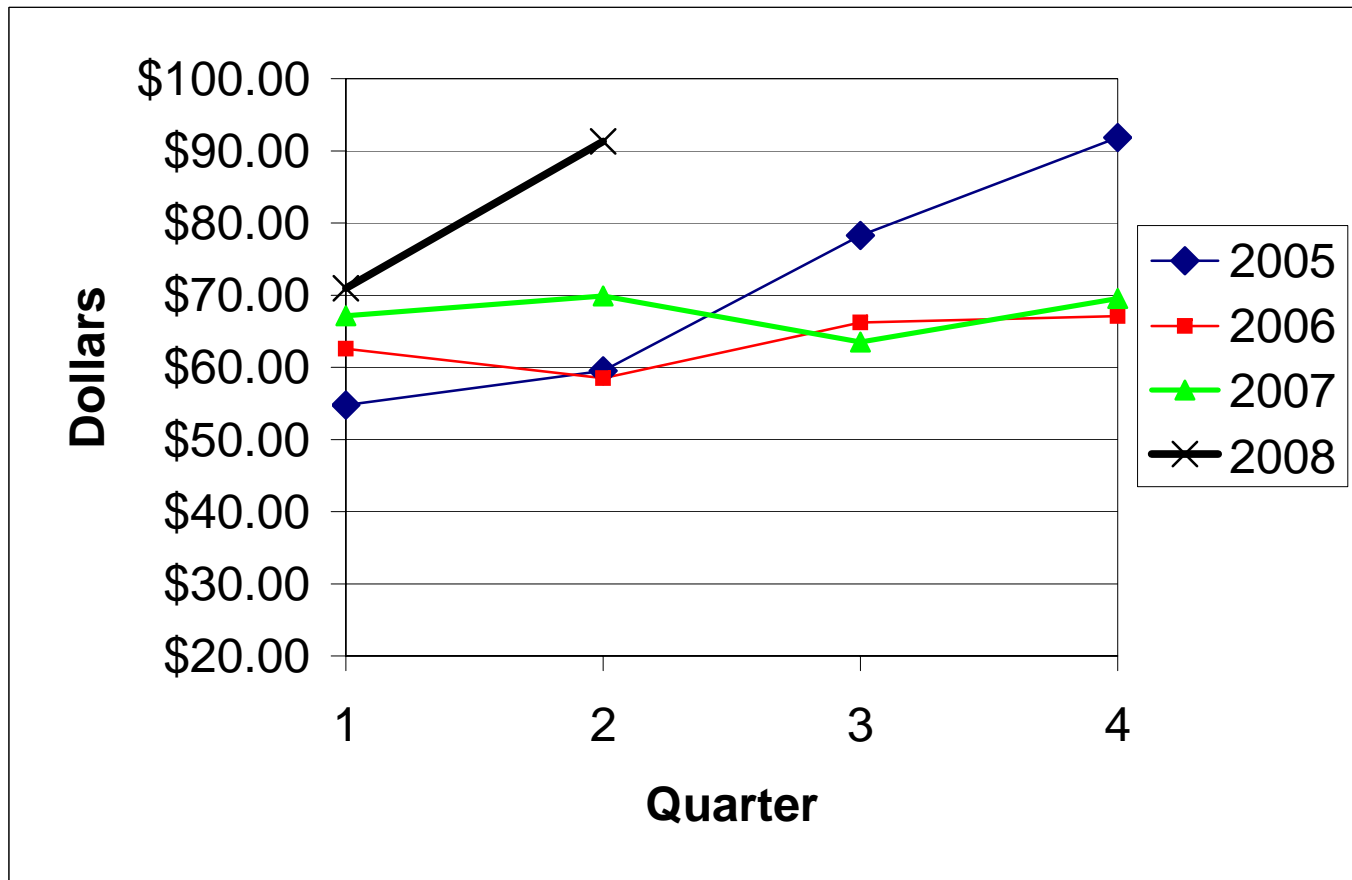
Six Mcf reflects the approximate monthly average consumption of gas on an annual basis for the state, and is used in each table as a basis for comparison.

All other items such as penalties, taxes, applicable city fees, etc., normally included in a gross bill are excluded.

**TABLE 1 - TWENTY FIVE TEXAS CITIES
SIX MCF RESIDENTIAL GAS BILL
TOTAL BILL
(Cost of Gas Plus Cost of Service)**

CITY	GAS CO.	JAN 08	FEB 08	MAR 08	APR 08	MAY 08	JUN 08	JUL 08	AUG 08	SEP 08	OCT 08	NOV 08	DEC 08
Abilene	ATM	66.89	65.80	61.57	73.23	77.71	91.32						
Amarillo	ATM	58.37	67.05	71.24	80.02	88.06	84.53						
Austin	TGS	66.22	70.79	73.30	83.28	93.92	99.34						
Beaumont	CCE	85.89	86.09	86.09	86.09	86.09	109.51						
Brownsville	TGS	55.76	62.26	68.01	72.11	80.33	85.82						
Bryan	ATM	66.89	65.80	61.57	73.23	77.71	91.32						
Corpus Christi	MUN	75.52	85.78	88.48	88.90	96.22	106.30						
Dallas	ATM	66.89	65.80	61.57	72.96	77.44	91.05						
El Paso	TGS	58.97	61.18	61.77	67.21	75.20	77.03						
Fort Worth	ATM	66.89	65.80	61.57	73.23	77.71	91.32						
Galveston	TGS	71.59	76.72	81.06	87.41	97.84	103.71						
Houston	CEE	71.30	75.38	75.38	75.38	75.38	94.24						
Laredo	CEE	73.25	81.16	81.16	81.16	81.16	103.47						
Lubbock	ATM	58.81	72.37	74.35	78.43	89.89	92.59						
McAllen	TGS	55.76	62.26	68.01	72.11	80.33	85.82						
Midland	ATM	57.78	71.04	72.96	75.31	88.20	90.84						
Odessa	ATM	56.70	62.76	69.48	70.02	80.88	79.92						
San Angelo	ATM	66.89	65.80	61.57	73.23	77.71	91.32						
San Antonio	MUN	72.18	76.05	85.19	84.78	87.14	88.77						
Sherman	ATM	65.20	64.11	59.88	71.54	76.02	89.63						
Temple	ATM	65.20	64.11	59.88	71.54	76.02	89.63						
Texarkana	CEA	85.73	85.75	85.83	98.60	98.62	98.63						
Tyler	CEE	65.13	65.13	80.89	80.89	80.89	96.98						
Waco	ATM	66.89	65.80	61.57	73.23	77.71	91.32						
Wichita Falls	ATM	66.89	65.80	61.57	73.23	77.71	91.32						
Average		66.7036	70.0236	70.9580	77.4848	83.0356	92.6292	0.0000	0.0000	0.0000	0.0000	0.0000	0.0000

CHART 1a - TWENTY-FIVE TEXAS CITIES
SIX MCF RESIDENTIAL GAS BILL
TOTAL BILL



**TABLE 2 - TWENTY FIVE TEXAS CITIES
SIX MCF RESIDENTIAL GAS BILL
ANALYSIS OF GAS BILL**

CITY	GAS CO.	Jan-07			Feb-07			Mar-07			Apr-07			May-07			Jun-07		
		A	B	C	A	B	C	A	B	C	A	B	C	A	B	C	A	B	C
Abilene	ATM	18.05	48.84	66.89	18.05	47.75	65.80	18.05	43.52	61.57	18.32	54.91	73.23	18.32	59.39	77.71	18.32	73.00	91.32
Amarillo	ATM	13.96	44.41	58.37	13.96	53.09	67.05	13.96	57.28	71.24	13.96	66.06	80.02	13.96	74.10	88.06	13.96	70.57	84.53
Austin	TGS	17.22	49.00	66.22	17.22	53.57	70.79	17.22	56.08	73.30	17.22	66.06	83.28	17.22	76.70	93.92	17.22	82.12	99.34
Beaumont	CEE	21.22	64.67	85.89	21.22	64.87	86.09	21.22	64.87	86.09	21.22	64.87	86.09	21.22	64.87	86.09	21.22	88.29	109.51
Brownsville	TGS	15.72	40.04	55.76	15.72	46.54	62.26	15.72	52.29	68.01	15.72	56.39	72.11	15.72	64.61	80.33	15.72	70.10	85.82
Bryan	ATM	18.05	48.84	66.89	18.05	47.75	65.80	18.05	43.52	61.57	18.32	54.91	73.23	18.32	59.39	77.71	18.32	73.00	91.32
Corpus Christi	MUN	28.66	46.86	75.52	28.66	57.12	85.78	28.66	59.82	88.48	28.66	60.24	88.90	28.66	67.56	96.22	28.66	77.64	106.30
Dallas	ATM	18.05	48.84	66.89	18.05	47.75	65.80	18.05	43.52	61.57	18.05	54.91	72.96	18.05	59.39	77.44	18.05	73.00	91.05
El Paso	TGS	13.22	45.75	58.97	13.22	47.96	61.18	13.22	48.55	61.77	13.22	53.99	67.21	13.22	61.98	75.20	13.22	63.81	77.03
Fort Worth	ATM	18.05	48.84	66.89	18.05	47.75	65.80	18.05	43.52	61.57	18.32	54.91	73.23	18.32	59.39	77.71	18.32	73.00	91.32
Galveston	TGS	18.92	52.67	71.59	18.92	57.80	76.72	18.92	62.14	81.06	18.92	68.49	87.41	18.92	78.92	97.84	18.92	84.79	103.71
Houston	CEE	13.26	58.04	71.30	13.26	62.12	75.38	13.26	62.12	75.38	13.26	62.12	75.38	13.26	62.12	75.38	13.26	80.98	94.24
Laredo	CEE	23.41	49.84	73.25	23.41	57.75	81.16	23.41	57.75	81.16	23.41	57.75	81.16	23.41	57.75	81.16	23.41	80.06	103.47
Lubbock	ATM	15.25	43.56	58.81	15.25	57.12	72.37	15.25	59.10	74.35	15.25	63.18	78.43	15.25	74.64	89.89	15.25	77.34	92.59
McAllen	TGS	15.72	40.04	55.76	15.72	46.54	62.26	15.72	52.29	68.01	15.72	56.39	72.11	15.72	64.61	80.33	15.72	70.10	85.82
Midland	ATM	15.12	42.66	57.78	15.12	55.92	71.04	15.12	57.84	72.96	15.12	60.19	75.31	15.12	73.08	88.20	15.12	75.72	90.84
Odessa	ATM	15.12	41.58	56.70	15.12	47.64	62.76	15.12	54.36	69.48	15.12	54.90	70.02	15.12	65.76	80.88	15.12	64.80	79.92
San Angelo	ATM	18.05	48.84	66.89	18.05	47.75	65.80	18.05	43.52	61.57	18.32	54.91	73.23	18.32	59.39	77.71	18.32	73.00	91.32
San Antonio	MUN	19.89	52.29	72.18	19.89	56.16	76.05	19.89	65.30	85.19	19.89	64.89	84.78	19.89	67.25	87.14	19.89	68.88	88.77
Sherman	ATM	16.36	48.84	65.20	16.36	47.75	64.11	16.36	43.52	59.88	16.63	54.91	71.54	16.63	59.39	76.02	16.63	73.00	89.63
Temple	ATM	16.36	48.84	65.20	16.36	47.75	64.11	16.36	43.52	59.88	16.63	54.91	71.54	16.63	59.39	76.02	16.63	73.00	89.63
Texarkana	CEA	28.74	56.99	85.73	28.74	57.01	85.75	28.74	57.09	85.83	28.74	69.86	98.60	28.74	69.88	98.62	28.74	69.89	98.63
Tyler	CEE	16.14	48.99	65.13	16.14	48.99	65.13	16.14	64.75	80.89	16.14	64.75	80.89	16.14	64.75	80.89	16.14	80.84	96.98
Waco	ATM	18.05	48.84	66.89	18.05	47.75	65.80	18.05	43.52	61.57	18.32	54.91	73.23	18.32	59.39	77.71	18.32	73.00	91.32
Wichita Falls	ATM	18.05	48.84	66.89	18.05	47.75	65.80	18.05	43.52	61.57	18.32	54.91	73.23	18.32	59.39	77.71	18.32	73.00	91.32
Average		18.03	48.68	66.70	18.03	52.00	70.02	18.03	52.93	70.96	18.11	59.37	77.48	18.11	64.92	83.04	18.11	74.52	92.63

A-COST OF SERVICE (EXCLUDING COST OF GAS)

B-COST OF GAS (INCLUDES COST OF GAS IN BASE PLUS COST OF GAS ADJUSTMENT)

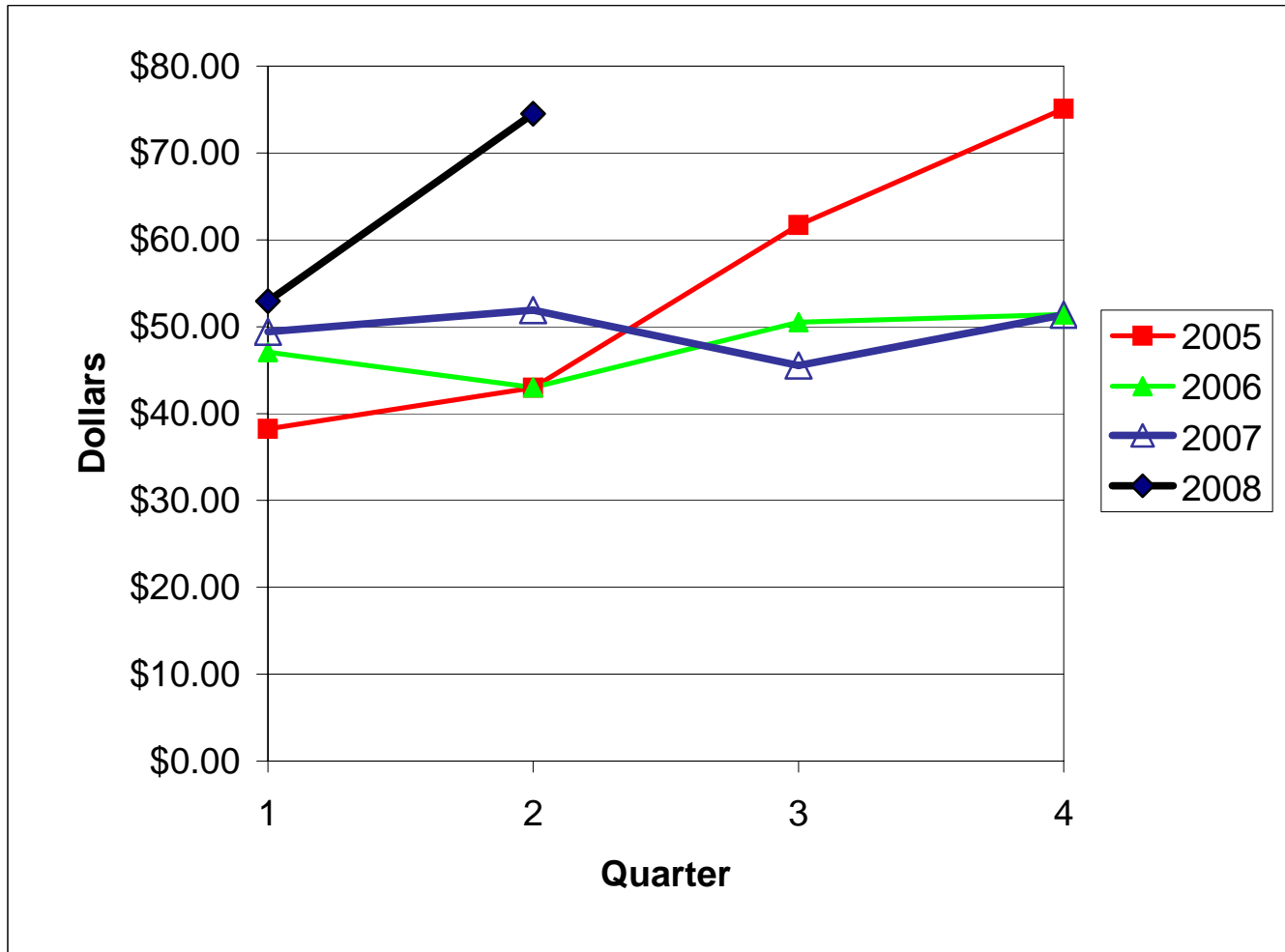
C-TOTAL BILL (TOTAL COST OF GAS PLUS COST OF SERVICE)

**TABLE 3 - TWENTY FIVE TEXAS CITIES
SIX MCF RESIDENTIAL GAS BILL
***COST OF GAS
(EXCLUDING COST OF SERVICE)**

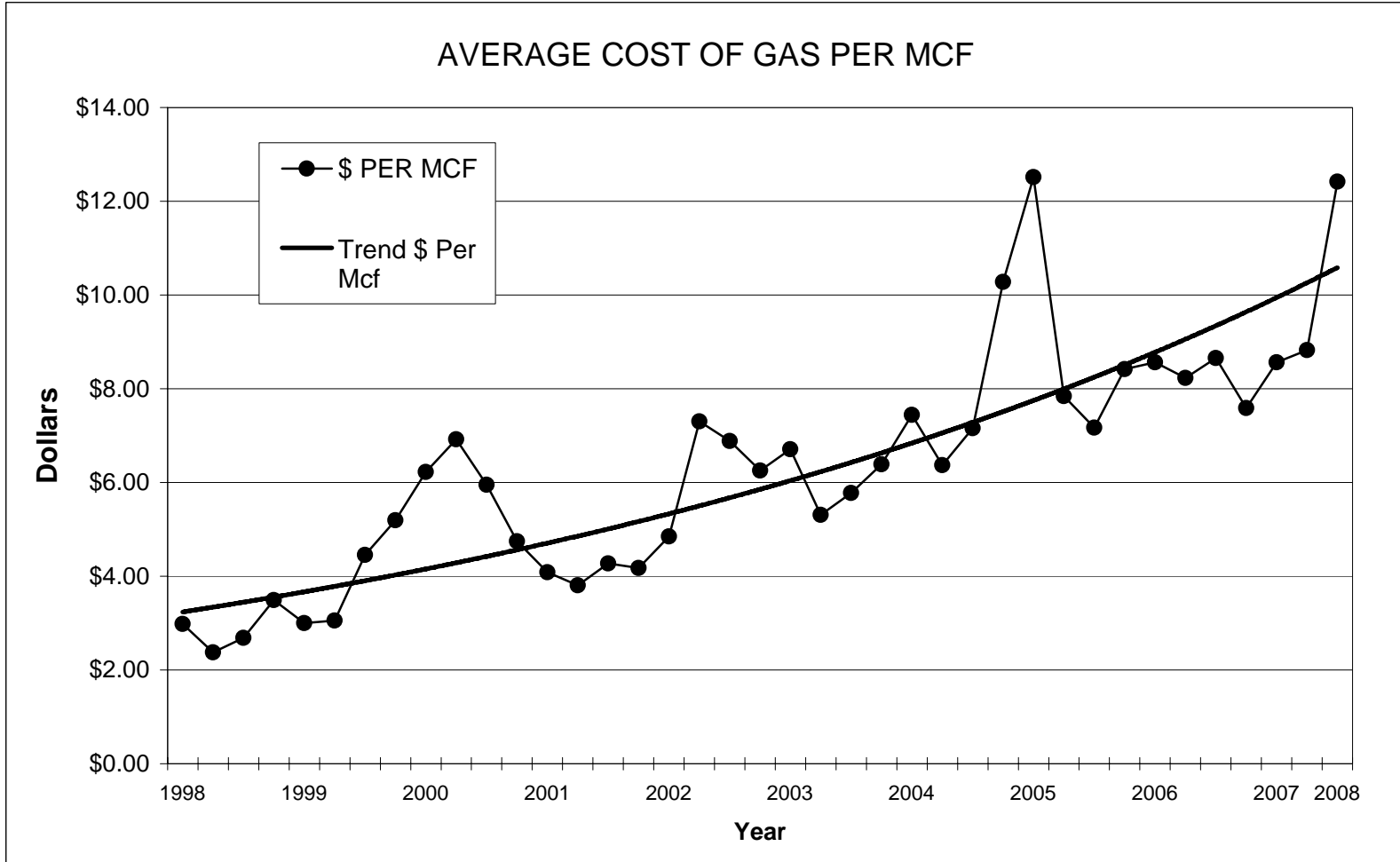
CITY	GAS CO.	Jan-08	Feb-08	Mar-08	Apr-08	May-08	Jun-08	Jul-08	Aug-08	Sep-08	Oct-08	Nov-08	Dec-08
Abilene	ATM	48.84	47.75	43.52	54.91	59.39	73.00	0.00	0.00	0.00	0.00	0.00	0.00
Amarillo	ATM	44.41	53.09	57.28	66.06	74.10	70.57	0.00	0.00	0.00	0.00	0.00	0.00
Austin	TGS	49.00	53.57	56.08	66.06	76.70	82.12	0.00	0.00	0.00	0.00	0.00	0.00
Beaumont	CEE	64.67	64.87	64.87	64.87	64.87	88.29	0.00	0.00	0.00	0.00	0.00	0.00
Brownsville	TGS	40.04	46.54	52.29	56.39	64.61	70.10	0.00	0.00	0.00	0.00	0.00	0.00
Bryan	ATM	48.84	47.75	43.52	54.91	59.39	73.00	0.00	0.00	0.00	0.00	0.00	0.00
Corpus Christi	MUN	46.86	57.12	59.82	60.24	67.56	77.64	0.00	0.00	0.00	0.00	0.00	0.00
Dallas	ATM	48.84	47.75	43.52	54.91	59.39	73.00	0.00	0.00	0.00	0.00	0.00	0.00
El Paso	TGS	45.75	47.96	48.55	53.99	61.98	63.81	0.00	0.00	0.00	0.00	0.00	0.00
Fort Worth	ATM	48.84	47.75	43.52	54.91	59.39	73.00	0.00	0.00	0.00	0.00	0.00	0.00
Galveston	TGS	52.67	57.80	62.14	68.49	78.92	84.79	0.00	0.00	0.00	0.00	0.00	0.00
Houston	CEE	58.04	62.12	62.12	62.12	62.12	80.98	0.00	0.00	0.00	0.00	0.00	0.00
Laredo	CEE	49.84	57.75	57.75	57.75	57.75	80.06	0.00	0.00	0.00	0.00	0.00	0.00
Lubbock	ATM	43.56	57.12	59.10	63.18	74.64	77.34	0.00	0.00	0.00	0.00	0.00	0.00
McAllen	TGS	40.04	46.54	52.29	56.39	64.61	70.10	0.00	0.00	0.00	0.00	0.00	0.00
Midland	ATM	42.66	55.92	57.84	60.19	73.08	75.72	0.00	0.00	0.00	0.00	0.00	0.00
Odessa	ATM	41.58	47.64	54.36	54.90	65.76	64.80	0.00	0.00	0.00	0.00	0.00	0.00
San Angelo	ATM	48.84	47.75	43.52	54.91	59.39	73.00	0.00	0.00	0.00	0.00	0.00	0.00
San Antonio	MUN	52.29	56.16	65.30	64.89	67.25	68.88	0.00	0.00	0.00	0.00	0.00	0.00
Sherman	ATM	48.84	47.75	43.52	54.91	59.39	73.00	0.00	0.00	0.00	0.00	0.00	0.00
Temple	ATM	48.84	47.75	43.52	54.91	59.39	73.00	0.00	0.00	0.00	0.00	0.00	0.00
Texarkana	CEA	56.99	57.01	57.09	69.86	69.88	69.89	0.00	0.00	0.00	0.00	0.00	0.00
Tyler	CEE	48.99	48.99	64.75	64.75	64.75	80.84	0.00	0.00	0.00	0.00	0.00	0.00
Waco	ATM	48.84	47.75	43.52	54.91	59.39	73.00	0.00	0.00	0.00	0.00	0.00	0.00
Wichita Falls	ATM	48.84	47.75	43.52	54.91	59.39	73.00	0.00	0.00	0.00	0.00	0.00	0.00
Average		48.68	52.00	52.93	59.37	64.92	74.52	0.00	0.00	0.00	0.00	0.00	0.00

***INCLUDES COST OF GAS IN BASE RATE PLUS COST OF GAS ADJUSTMENT.

CHART 3a - TWENTY-FIVE TEXAS CITIES
SIX MCF RESIDENTIAL GAS BILL
COST OF GAS



**TWENTY-FIVE TEXAS CITIES
SIX MCF RESIDENTIAL GAS BILL
COST OF GAS**



**TABLE 4 - TWENTY FIVE TEXAS CITIES
SIX MCF RESIDENTIAL GAS BILL
ANALYSIS OF COST OF GAS**

CITY	GAS CO.	Jan-07			Feb-07			Mar-07			Apr-07			May-07			Jun-07		
		A	B	C	A	B	C	A	B	C	A	B	C	A	B	C	A	B	C
Abilene	ATM	0.00	48.84	48.84	0.00	47.75	47.75	0.00	43.52	43.52	0.00	54.91	54.91	0.00	59.39	59.39	0.00	73.00	73.00
Amarillo	ATM	0.00	44.41	44.41	0.00	53.09	53.09	0.00	57.28	57.28	0.00	66.06	66.06	0.00	74.10	74.10	0.00	70.57	70.57
Austin	TGS	0.00	49.00	49.00	0.00	53.57	53.57	0.00	56.08	56.08	0.00	66.06	66.06	0.00	76.70	76.70	0.00	82.12	82.12
Beaumont	CEE	0.00	64.67	64.67	0.00	64.87	64.87	0.00	64.87	64.87	0.00	64.87	64.87	0.00	64.87	64.87	0.00	88.29	88.29
Brownsville	TGS	0.00	40.04	40.04	0.00	46.54	46.54	0.00	52.29	52.29	0.00	56.39	56.39	0.00	64.61	64.61	0.00	70.10	70.10
Bryan	ATM	0.00	48.84	48.84	0.00	47.75	47.75	0.00	43.52	43.52	0.00	54.91	54.91	0.00	59.39	59.39	0.00	73.00	73.00
Corpus Christi	MUN	0.00	46.86	46.86	0.00	57.12	57.12	0.00	59.82	59.82	0.00	60.24	60.24	0.00	67.56	67.56	0.00	77.64	77.64
Dallas	ATM	0.00	48.84	48.84	0.00	47.75	47.75	0.00	43.52	43.52	0.00	54.91	54.91	0.00	59.39	59.39	0.00	73.00	73.00
El Paso	TGS	0.00	45.75	45.75	0.00	47.96	47.96	0.00	48.55	48.55	0.00	53.99	53.99	0.00	61.98	61.98	0.00	63.81	63.81
Fort Worth	ATM	0.00	48.84	48.84	0.00	47.75	47.75	0.00	43.52	43.52	0.00	54.91	54.91	0.00	59.39	59.39	0.00	73.00	73.00
Galveston	TGS	0.00	52.67	52.67	0.00	57.80	57.80	0.00	62.14	62.14	0.00	68.49	68.49	0.00	78.92	78.92	0.00	84.79	84.79
Houston	CEE	0.00	58.04	58.04	0.00	62.12	62.12	0.00	62.12	62.12	0.00	62.12	62.12	0.00	62.12	62.12	0.00	80.98	80.98
Laredo	CEE	0.00	49.84	49.84	0.00	57.75	57.75	0.00	57.75	57.75	0.00	57.75	57.75	0.00	57.75	57.75	0.00	80.06	80.06
Lubbock	ATM	0.00	43.56	43.56	0.00	57.12	57.12	0.00	59.10	59.10	0.00	63.18	63.18	0.00	74.64	74.64	0.00	77.34	77.34
McAllen	TGS	0.00	40.04	40.04	0.00	46.54	46.54	0.00	52.29	52.29	0.00	56.39	56.39	0.00	64.61	64.61	0.00	70.10	70.10
Midland	ATM	0.00	42.66	42.66	0.00	55.92	55.92	0.00	57.84	57.84	0.00	60.19	60.19	0.00	73.08	73.08	0.00	75.72	75.72
Odessa	ATM	0.00	41.58	41.58	0.00	47.64	47.64	0.00	54.36	54.36	0.00	54.90	54.90	0.00	65.76	65.76	0.00	64.80	64.80
San Angelo	ATM	0.00	48.84	48.84	0.00	47.75	47.75	0.00	43.52	43.52	0.00	54.91	54.91	0.00	59.39	59.39	0.00	73.00	73.00
San Antonio	MUN	13.20	39.09	52.29	13.20	42.96	56.16	13.20	52.10	65.30	13.20	51.69	64.89	13.20	54.05	67.25	13.20	55.68	68.88
Sherman	ATM	0.00	48.84	48.84	0.00	47.75	47.75	0.00	43.52	43.52	0.00	54.91	54.91	0.00	59.39	59.39	0.00	73.00	73.00
Temple	ATM	0.00	48.84	48.84	0.00	47.75	47.75	0.00	43.52	43.52	0.00	54.91	54.91	0.00	59.39	59.39	0.00	73.00	73.00
Texarkana	CEA	0.00	56.99	56.99	0.00	57.01	57.01	0.00	57.09	57.09	0.00	69.86	69.86	0.00	69.88	69.88	0.00	69.89	69.89
Tyler	CEE	0.00	48.99	48.99	0.00	48.99	48.99	0.00	64.75	64.75	0.00	64.75	64.75	0.00	64.75	64.75	0.00	80.84	80.84
Waco	ATM	0.00	48.84	48.84	0.00	47.75	47.75	0.00	43.52	43.52	0.00	54.91	54.91	0.00	59.39	59.39	0.00	73.00	73.00
Wichita Falls	ATM	0.00	48.84	48.84	0.00	47.75	47.75	0.00	43.52	43.52	0.00	54.91	54.91	0.00	59.39	59.39	0.00	73.00	73.00
Average		0.53	48.15	48.68	0.53	51.47	52.00	0.53	52.40	52.93	0.53	58.84	59.37	0.53	64.40	64.92	0.53	73.99	74.52

A-COST OF GAS INCLUDED IN BASE RATE

B-COST OF GAS ADJUSTMENT

C-TOTAL COST OF GAS

**TABLE 4 - TWENTY FIVE TEXAS CITIES
SIX MCF RESIDENTIAL GAS BILL
ANALYSIS OF COST OF GAS**

Jul-07			Aug-07			Sep-07			Oct-07			Nov-07			Dec-07			GAS CO.	CITY
A	B	C	A	B	C	A	B	C	A	B	C	A	B	C	A	B	C		
0.00	0.00	0.00	0.00	0.00	0.00	0.00	0.00	0.00	0.00	0.00	0.00	0.00	0.00	0.00	0.00	0.00	0.00	ATM	Abilene
0.00	0.00	0.00	0.00	0.00	0.00	0.00	0.00	0.00	0.00	0.00	0.00	0.00	0.00	0.00	0.00	0.00	0.00	ATM	Amarillo
0.00	0.00	0.00	0.00	0.00	0.00	0.00	0.00	0.00	0.00	0.00	0.00	0.00	0.00	0.00	0.00	0.00	0.00	TGS	Austin
0.00	0.00	0.00	0.00	0.00	0.00	0.00	0.00	0.00	0.00	0.00	0.00	0.00	0.00	0.00	0.00	0.00	0.00	CEE	Beaumont
0.00	0.00	0.00	0.00	0.00	0.00	0.00	0.00	0.00	0.00	0.00	0.00	0.00	0.00	0.00	0.00	0.00	0.00	TGS	Brownsville
0.00	0.00	0.00	0.00	0.00	0.00	0.00	0.00	0.00	0.00	0.00	0.00	0.00	0.00	0.00	0.00	0.00	0.00	ATM	Bryan
0.00	0.00	0.00	0.00	0.00	0.00	0.00	0.00	0.00	0.00	0.00	0.00	0.00	0.00	0.00	0.00	0.00	0.00	MUN	Corpus Christi
0.00	0.00	0.00	0.00	0.00	0.00	0.00	0.00	0.00	0.00	0.00	0.00	0.00	0.00	0.00	0.00	0.00	0.00	ATM	Dallas
0.00	0.00	0.00	0.00	0.00	0.00	0.00	0.00	0.00	0.00	0.00	0.00	0.00	0.00	0.00	0.00	0.00	0.00	TGS	El Paso
0.00	0.00	0.00	0.00	0.00	0.00	0.00	0.00	0.00	0.00	0.00	0.00	0.00	0.00	0.00	0.00	0.00	0.00	ATM	Fort Worth
0.00	0.00	0.00	0.00	0.00	0.00	0.00	0.00	0.00	0.00	0.00	0.00	0.00	0.00	0.00	0.00	0.00	0.00	TGS	Galveston
0.00	0.00	0.00	0.00	0.00	0.00	0.00	0.00	0.00	0.00	0.00	0.00	0.00	0.00	0.00	0.00	0.00	0.00	CEE	Houston
0.00	0.00	0.00	0.00	0.00	0.00	0.00	0.00	0.00	0.00	0.00	0.00	0.00	0.00	0.00	0.00	0.00	0.00	CEE	Laredo
0.00	0.00	0.00	0.00	0.00	0.00	0.00	0.00	0.00	0.00	0.00	0.00	0.00	0.00	0.00	0.00	0.00	0.00	ATM	Lubbock
0.00	0.00	0.00	0.00	0.00	0.00	0.00	0.00	0.00	0.00	0.00	0.00	0.00	0.00	0.00	0.00	0.00	0.00	TGS	McAllen
0.00	0.00	0.00	0.00	0.00	0.00	0.00	0.00	0.00	0.00	0.00	0.00	0.00	0.00	0.00	0.00	0.00	0.00	ATM	Midland
0.00	0.00	0.00	0.00	0.00	0.00	0.00	0.00	0.00	0.00	0.00	0.00	0.00	0.00	0.00	0.00	0.00	0.00	ATM	Odessa
0.00	0.00	0.00	0.00	0.00	0.00	0.00	0.00	0.00	0.00	0.00	0.00	0.00	0.00	0.00	0.00	0.00	0.00	ATM	San Angelo
0.00	0.00	0.00	0.00	0.00	0.00	0.00	0.00	0.00	0.00	0.00	0.00	0.00	0.00	0.00	0.00	0.00	0.00	MUN	San Antonio
0.00	0.00	0.00	0.00	0.00	0.00	0.00	0.00	0.00	0.00	0.00	0.00	0.00	0.00	0.00	0.00	0.00	0.00	ATM	Sherman
0.00	0.00	0.00	0.00	0.00	0.00	0.00	0.00	0.00	0.00	0.00	0.00	0.00	0.00	0.00	0.00	0.00	0.00	ATM	Temple
0.00	0.00	0.00	0.00	0.00	0.00	0.00	0.00	0.00	0.00	0.00	0.00	0.00	0.00	0.00	0.00	0.00	0.00	CEA	Texarkana
0.00	0.00	0.00	0.00	0.00	0.00	0.00	0.00	0.00	0.00	0.00	0.00	0.00	0.00	0.00	0.00	0.00	0.00	CEE	Tyler
0.00	0.00	0.00	0.00	0.00	0.00	0.00	0.00	0.00	0.00	0.00	0.00	0.00	0.00	0.00	0.00	0.00	0.00	ATM	Waco
0.00	0.00	0.00	0.00	0.00	0.00	0.00	0.00	0.00	0.00	0.00	0.00	0.00	0.00	0.00	0.00	0.00	0.00	ATM	Wichita Falls
0.00	0.00	0.00	0.00	0.00	0.00	0.00	0.00	0.00	0.00	0.00	0.00	0.00	0.00	0.00	0.00	0.00	0.00		Average

**TABLE 5 - TWENTY FIVE TEXAS CITIES
SIX MCF RESIDENTIAL GAS BILL
COST OF SERVICE
(EXCLUDING COST OF GAS)**

CITY	GAS CO.	Jan-07	Feb-07	Mar-07	Apr-07	May-07	Jun-07	Jul-07	Aug-07	Sep-07	Oct-07	Nov-07	Dec-07
Abilene	ATM	18.05	18.05	18.05	18.32	18.32	18.32						
Amarillo	ATM	13.96	13.96	13.96	13.96	13.96	13.96						
Austin	TGS	17.22	17.22	17.22	17.22	17.22	17.22						
Beaumont	CEE	21.22	21.22	21.22	21.22	21.22	21.22						
Brownsville	TGS	15.72	15.72	15.72	15.72	15.72	15.72						
Bryan	ATM	18.05	18.05	18.05	18.32	18.32	18.32						
Corpus Christi	MUN	28.66	28.66	28.66	28.66	28.66	28.66						
Dallas	ATM	18.05	18.05	18.05	18.05	18.05	18.05						
El Paso	TGS	13.22	13.22	13.22	13.22	13.22	13.22						
Fort Worth	ATM	18.05	18.05	18.05	18.32	18.32	18.32						
Galveston	TGS	18.92	18.92	18.92	18.92	18.92	18.92						
Houston	CEE	13.26	13.26	13.26	13.26	13.26	13.26						
Laredo	CEE	23.41	23.41	23.41	23.41	23.41	23.41						
Lubbock	ATM	15.25	15.25	15.25	15.25	15.25	15.25						
McAllen	TGS	15.72	15.72	15.72	15.72	15.72	15.72						
Midland	ATM	15.12	15.12	15.12	15.12	15.12	15.12						
Odessa	ATM	15.12	15.12	15.12	15.12	15.12	15.12						
San Angelo	ATM	18.05	18.05	18.05	18.32	18.32	18.32						
San Antonio	MUN	19.89	19.89	19.89	19.89	19.89	19.89						
Sherman	ATM	16.36	16.36	16.36	16.63	16.63	16.63						
Temple	ATM	16.36	16.36	16.36	16.63	16.63	16.63						
Texarkana	CEA	28.74	28.74	28.74	28.74	28.74	28.74						
Tyler	CEE	16.14	16.14	16.14	16.14	16.14	16.14						
Waco	ATM	18.05	18.05	18.05	18.32	18.32	18.32						
Wichita Falls	ATM	18.05	18.05	18.05	18.32	18.32	18.32						
Average		18.03	18.03	18.03	18.11	18.11	18.11	0.00	0.00	0.00	0.00	0.00	0.00

**TWENTY-FIVE TEXAS CITIES
SIX MCF RESIDENTIAL GAS BILL
COST OF SERVICE**

