



Texas Top Tier

The Largest Companies Headquartered in Texas

TEXAS WIDE OPEN
FOR BUSINESS

Contents

Largest Public Companies.....	1
Largest Private Companies.....	9
Largest Corporate Subsidiaries.....	10

Largest Public Companies

Headquartered in Texas, Ranked by revenues
Revenues are from 2013

1 Exxon Mobil Corp.

HQ: Irving Industry: Oil and Gas
↓ Revenue: \$407.6 billion



2 Phillips 66

HQ: Houston Industry: Oil Refining
↓ Revenue: \$166.2 billion



3 Valero Energy Corp.

HQ: San Antonio Industry: Oil and Gas
↓ Revenue: \$137.7 billion



4 AT&T Inc.

HQ: Dallas Industry: Telecommunications
↑ Revenue: \$128.7 billion



5 ConocoPhillips

HQ: Houston Industry: Oil & Gas
– Revenue: \$59.4 billion



6 Energy Transfer Equity

HQ: Dallas Industry: Oil and Gas
– Revenue: \$48.7



7 Enterprise Products Partners L.P.

HQ: Houston Industry: Oil and Gas Pipelines
↑ Revenue: \$47.7 billion



8 Sysco Corp.

HQ: Houston Industry: Food Wholesale
↑ Revenue: \$44.7 billion



Largest Public Companies

9 Plains GP Holdings

HQ: Houston Industry: Oil and Gas Pipelines
↑ Revenue: \$42.2 billion



10 Tesoro Corp.

HQ: San Antonio Industry: Oil Refineries
↑ Revenue: \$39.2 billion



11 Halliburton Company

HQ: Fort Worth Industry: Oilfield Services
↑ Revenue: \$29.4 billion



12 Fluor Corp.

HQ: Irving Industry: Engineering
↓ Revenue: \$27.3 billion



13 American Airlines

HQ: Fort Worth Industry: Airlines
↑ Revenue: \$26.7 billion



14 National Oilwell Varco

HQ: Houston Industry: Oilfield Equipment
↑ Revenue: \$22.8 billion



15 Baker Hughes Inc.

HQ: Houston Industry: Oilfield Equipment
↑ Revenue: \$22.3 billion



16 Kimberly-Clark Corp.

HQ: Irving Industry: Paper Products
— Revenue: \$21.1 billion



17 USAA

HQ: San Antonio Industry: Insurance
↑ Revenue: \$20.9 billion



18 HollyFrontier Corp.

HQ: Dallas Industry: Oil Refineries
- Revenue: \$20.1 billion



19 Southwest Airlines

HQ: Dallas Industry: Airlines
↑ Revenue: \$17.7 billion



20 Apache Corp.

HQ: Houston Industry: Oil and Gas
↓ Revenue: \$16.0 billion



21 Marathon Oil Corp.

HQ: Houston Industry: Oil and Gas
↓ Revenue: \$15.3 billion



22 Anadarko Petroleum Corp.

HQ: The Woodlands Industry: Oil and Gas
↓ Revenue: \$14.5 billion



23 EOG Resources, Inc.

HQ: Houston Industry: Oil and Gas
↑ Revenue: \$14.4 billion



24 Kinder Morgan, Inc.

HQ: Houston Industry: Oil and Gas Pipelines
↑ Revenue: \$14.0 billion



Largest Public Companies

25 Waste Management, Inc.

HQ: Houston Industry: Solid Waste Collection
↑ Revenue: \$13.9 billion



26 Whole Foods Market, Inc.

HQ: Austin Industry: Grocery Stores
↑ Revenue: \$12.9 billion



27 Texas Instruments Inc.

HQ: Dallas Industry: Semiconductors
↓ Revenue: \$12.2 billion




28 Tenet Healthcare Corp.

HQ: Dallas Industry: Hospital Management
↑ Revenue: \$12.0 billion



29 J.C. Penney Company, Inc.

HQ: Plano Industry: Department Stores
↓ Revenue: \$11.8 billion



30 CST Brands

HQ: San Antonio Industry: Fuel Retail
↑ Revenue: \$10.7 billion



31 Western Refining, Inc.

HQ: El Paso Industry: Oil Refineries
↑ Revenue: \$10.0 billion



32 Dean Foods Company

HQ: Dallas Industry: Dairy Products
↓ Revenue: \$9.9 billion



33 Cameron International Corp.

HQ: Houston Industry: Oilfield Equipment
↑ Revenue: \$9.8 billion



34 GameStop Corp.

HQ: Grapevine Industry: Software Retail
↑ Revenue: \$9.0 billion



35 Group 1 Automotive, Inc.

HQ: Houston Industry: Automotive Dealers
↑ Revenue: \$8.9 billion



36 CenterPoint Energy, Inc.

HQ: Houston Industry: Power and Gas Utilities
↑ Revenue: \$8.1 billion



37 KBR, Inc.

HQ: Houston Industry: Heavy Construction
↓ Revenue: \$7.2 billion



38 FMC Technologies, Inc.

HQ: Houston Industry: Oilfield Equipment
↑ Revenue: \$7.1 billion



39 Commercial Metals Company

HQ: Irving Industry: Fabricated Metals
↓ Revenue: \$7.0 billion



40 Targa Resources Corp.

HQ: Houston Industry: Natural Gas
↑ Revenue: \$6.5 billion



Largest Public Companies

41 Quanta Services, Inc.

HQ: Houston Industry: Utility Networks
↑ Revenue: \$6.5 billion



42 Celanese Corp.

HQ: Irving Industry: Chemicals
↑ Revenue: \$6.5 billion



43 Calpine Corp.

HQ: Houston Industry: Power Generation
↑ Revenue: \$6.3 billion



44 D. R. Horton

HQ: Fort Worth Industry: Construction
↑ Revenue: \$6.2 billion



45 CC Media Holdings

HQ: San Antonio Industry: Radio Stations
— Revenue: \$6.2 billion



46 Dr Pepper Snapple Group, Inc.

HQ: Plano Industry: Soft Drinks
↓ Revenue: \$5.9 billion



47 Energy Future Holdings

HQ: Dallas Industry: Power Utilities
↑ Revenue: \$5.8 billion



48 Susser Holdings Corp.

HQ: Corpus Christi Industry: Gas Stations and Stores
↑ Revenue: \$5.8 billion



49 Spectra Energy Corp.

HQ: Houston

Industry: Oil and Gas Pipelines

↑ Revenue: \$5.5 billion



50 MRC Global Inc.

HQ: Houston

Industry: Wholesale Industrial Parts

↓ Revenue: \$5.2 billion



Largest Private Companies

Headquartered in Texas, Ranked by estimated revenues
Revenues are from 2013, unless otherwise noted

1 Dell Inc.

HQ: Round Rock Industry: Computers/IT Services
Revenue: \$56.9 billion



2 H.E.B. Grocery Company

HQ: San Antonio Industry: Grocery Stores
Revenue: \$20.3 billion



3 Michaels Stores, Inc.

HQ: Irving Industry: Hobby Stores
Revenue: \$10.1 billion



4 Gulf States Toyota, Inc.

HQ: Houston Industry: Automobile and Auto Parts
Revenue (2012): \$7.0 billion Distribution



5 Republic National Distributing Company

HQ: Houston Industry: Alcoholic Beverages
Revenue (2012): \$4.9 billion Wholesale



6 Tauber Oil Company

HQ: Houston Industry: Petro and Petrochemical
Revenue: \$4.7 billion Products Wholesale



7 Neiman Marcus Group

HQ: Dallas Industry: Department Stores
Revenue: \$4.6 billion



8 Nexeo Solutions

HQ: The Woodlands Industry: Chemicals Wholesale
Revenue: \$4.4 billion



Largest Private Companies

9 Lone Star Funds

HQ: Dallas

Industry: Asset Management

Revenue: \$4.3 billion



10 Hunt Oil Company

HQ: Dallas









Industry: Oil & Gas Exploration

Revenue: \$4 billion



Largest Corporate Subsidiaries

Headquartered in Texas, Ranked by estimated revenues, Revenues are from 2013

- | | |
|--|--|
| <p><i>Texas-based Subsidiary</i></p> <p>1 Shell Oil Company (Royal Dutch Shell)
HQ: Houston Industry: Oil and Gas
Revenue: \$234.0 billion</p> | <p><i>Non-Texas Parent Company</i></p>  |
| <p>2 McLane Company (Berkshire Hathaway)
HQ: Temple Industry: Grocery Wholesale
Revenue: \$45.8 billion</p> |  |
| <p>3 Schlumberger Ltd. (Schlumberger N.V.)
HQ: Houston Industry: Oilfield Services
Revenue: \$45.3 billion</p> |  |
| <p>4 7-Eleven, Inc. (Seven & I Holdings Co. Ltd.)
HQ: Dallas Industry: Gas Stations and Stores
Revenue: (2012) \$23.3 billion</p> |  |
| <p>5 BNSF Railway Company (Berkshire Hathaway)
HQ: Fort Worth Industry: Rail Transportation
Revenue: \$21.5 billion</p> |  |
| <p>6 Samsung Telecom. America, LLC (Samsung Group)
HQ: Richardson Industry: Telecom Equipment
Revenue: \$19.5 billion</p> |  |
| <p>7 Pizza Hut, Inc. (Yum! Brands)
HQ: Plano Industry: Restaurants
Revenue: \$15.9 billion</p> |  |
| <p>8 Chevron Phillips Chemical (Chevron & Phillips 66)
HQ: Houston Industry: Chemicals
Revenue: \$13.7 billion</p> |  |

9 HP Enterprise Services, LLC (Hewlett-Packard)

HQ: Plano

Industry: Information Technology
Services

Revenue: \$13.0 billion



10 BP Corporation North America (BP)

HQ: Houston

Industry: Oil and Gas

Revenue: \$9.5 billion





Office of the Governor
Economic Development and Tourism
Business Research
PO Box 12428, Austin, TX 78711
512-936-0101

www.TexasWideOpenForBusiness.com