

# Annual Enforcement Report

Fiscal Year 2012

## Part One: Report and Tables



**Enforcement Division**  
**Office of Compliance and Enforcement**  
**Texas Commission on Environmental Quality**

November 2012

The electronic annual enforcement report is available on the TCEQ's Web Page at  
<http://www.tceq.texas.gov/enforcement/reports/AER/annenfreport.html>

# Table of Contents

|   |      |
|---|------|
| Introduction.....   | xi   |
| Glossary of Abbreviations for Programs.....   | xii  |
| Executive Summary.....  | xiii |
| The Environmental Tool Box.....   | 1-1  |
| Compliance Assistance Helps Communities Plan for Droughts.....  | 1-1  |
| Event Coordination and Education Activities.....  | 1-2  |
| Assistance to Small Businesses and Local Governments.....   | 1-2  |
| Table 1-1: Small Business and Local Government Assistance Activities.....                             | 1-3  |
| Figure 1-1: Multi-Media Site Visits & Resulting C2 Partnerships.....                                  | 1-3  |
| Investigations and Enforcement Policy.....  | 1-4  |
| Figure 1-2: Total Investigations.....   | 1-5  |
| Figure 1-3: Complaints Investigated.....  | 1-6  |
| Figure 1-4: Notices of Violation Issued.....  | 1-7  |
| Figure 1-5: Summary of Texas Environmental, Health, and<br>Safety Audit Privilege Act Statistics..... | 1-8  |
| Table 1-2: Percent of Facilities Inspected by the TCEQ in Compliance.....                             | 1-8  |
| Dollars and Sense.....  | 2-1  |
| Figure 2-1: Total Number of Administrative Orders Issued by Fiscal Year.....                          | 2-1  |
| Figure 2-2: Number of Administrative Orders Issued by<br>Media and Fiscal Year.....                   | 2-2  |
| Table 2-1: Summary of Administrative Penalties and SEPs by Fiscal Year.....                           | 2-3  |

|  |     |
|--|-----|
| Figure 2-3: Penalties and SEPs in Administrative Orders.....                         | 2-3 |
| Table 2-2: Summary of Civil Judicial Order Penalty Amounts and SEPs.....             | 2-5 |
| The Criminal Element.....  | 3-1 |
| Texas Environmental Enforcement Task Force.....                                      | 3-1 |
| Criminal Investigations.....   | 3-1 |
| Table 3-1: Summary of Criminal Investigation Information by Fiscal Year.....         | 3-1 |
| Comparative Analysis of Performance.....   | 4-1 |
| Figure 4-1: Percent of Orders Issued by Media Type.....                              | 4-1 |
| Figure 4-2: Percent of Industry Types with Orders Issued.....                        | 4-2 |
| Figure 4-3: Percent of Industry Types with Previous Orders.....                      | 4-3 |
| Figure 4-4: Percent of Industry Types with Same or Similar Violations.....           | 4-4 |
| Figure 4-5: Size of Regulated Entities with Administrative Orders Issued.....        | 4-5 |
| Table 4-1: Percent of Citations in Orders Issued.....                                | 4-6 |
| Figure 4-6: Percent of Most Frequently Cited Rules<br>or Statutes by Media Type..... | 4-7 |
| Figure 4-7: Severity of Violations Included in Orders Issued.....                    | 4-8 |
| Assessment of Emissions Events.....  | 5-1 |
| Background.....  | 5-1 |
| Reported Incidents.....  | 5-2 |
| Figure 5-1: Total Number of Incidents Reported<br>Statewide.....                     | 5-2 |

|  |             |
|--|-------------|
| <b>Table 5-1: FY2012 Total Number of Incidents Reported</b>                      |             |
| Statewide.....   | 5-3         |
| <b>Table 5-2: FY2012 Total Number of Incidents Reported by SIC Code.....</b>     |             |
| 5-4  |             |
| <b>Total Quantity of Emissions.....</b>  | <b>5-5</b>  |
| <b>Figure 5-2: Total Quantity of Emissions Reported Statewide.....</b>           |             |
| 5-5  |             |
| <b>Table 5-3: FY2012 Total Quantity of Emissions Reported Statewide.....</b>     |             |
| 5-6  |             |
| <b>Top Contributing Air Contaminants.....</b>                                    | <b>5-7</b>  |
| <b>Figure 5-3: Top Contributing Air Contaminants Reported Statewide.....</b>     |             |
| 5-7  |             |
| <b>Table 5-4: FY2012 Total Quantity of Air Contaminants Reported Statewide..</b> |             |
| 5-8  |             |
| <b>Quantity of Contaminants by SIC Code.....</b>                                 | <b>5-9</b>  |
| <b>Figure 5-4: Quantity of Contaminants by SIC Code.....</b>                     |             |
| 5-9  |             |
| <b>Table 5-5: FY2012 Total Quantity of Air Contaminants by SIC Code.....</b>     |             |
| 5-10   |             |
| <b>Incidents Investigated.....</b>   | <b>5-11</b> |
| <b>Figure 5-5: Incidents Investigated.....</b>                                   |             |
| 5-11   |             |
| <b>Table 5-6: FY2012 Agency Response to Incidents Reported.....</b>              |             |
| 5-12   |             |
| <b>Emissions Events Investigations By Region.....</b>                            | <b>5-13</b> |
| <b>Figure 5-6: Emissions Events Investigations By Region.....</b>                |             |
| 5-13   |             |
| <b>Table 5-7: FY2012 Total Number of Emissions Events</b>                        |             |
| Incidents Reported Statewide.....  | 5-14        |
| <b>Table 5-8: FY2012 Agency Investigations of Emissions Events .....</b>         |             |
| 5-14   |             |
| <b>Excessive Emissions Events.....</b>   | <b>5-15</b> |
| <b>Figure 5-7: Excessive Determinations &amp; Corrective Action Plans.....</b>   |             |
| 5-15   |             |

|  |      |
|--|------|
| Table 5-9: FY2012 Excessive Emissions Events Determinations<br>and Corrective Action Plans.....                                | 5-16 |
| Aggregate Production Operations.....   | 6-1  |
| Results of Enforcement Actions.....  | 7-1  |
| Figure 7-1: Impact Analysis of Administrative and Civil Judicial Orders.....   | 7-1  |
| Figure 7-2: Results of Administrative and Civil Judicial Orders –<br>Permitting and Process Changes.....                       | 7-2  |
| Figure 7-3: Results of Administrative and Civil Judicial Orders –<br>Clean Up, Monitoring, and Recordkeeping Requirements..... | 7-3  |
| Figure 7-4: Results of Administrative and Civil Judicial Orders –<br>Pollution Prevention.....                                 | 7-4  |
| Table 7-1: Twenty-Five Largest Estimated Pollutant<br>Reductions from Orders Issued.....                                       | 7-5  |

## **Tables**

|   |             |
|---|-------------|
| <b>Table Descriptions</b> .....   | <b>T-1</b>  |
| <b>Table T-1A: Total Investigations Conducted Fiscal Year 2012 (9/1/2011 – 8/31/2012)</b> .....   | <b>T-3</b>  |
| <b>Table T-1B: On-site Investigations Conducted Fiscal Year 2012 (9/1/2011 – 8/31/2012)</b> ..... | <b>T-4</b>  |
| <b>Table T-2A: Total Investigations Conducted Fiscal Year 2011 (9/1/2010 – 8/31/2011)</b> .....   | <b>T-5</b>  |
| <b>Table T-2B: On-site Investigations Conducted Fiscal Year 2011 (9/1/2010 – 8/31/2011)</b> ..... | <b>T-6</b>  |
| <b>Table T-3A: Total Investigations Conducted Fiscal Year 2010 (9/1/2009 – 8/31/2010)</b> .....   | <b>T-7</b>  |
| <b>Table T-3B: On-site Investigations Conducted Fiscal Year 2010 (9/1/2009 – 8/31/2010)</b> ..... | <b>T-8</b>  |
| <b>Table T-4A: Total Investigations Conducted Fiscal Year 2009 (9/1/2008 – 8/31/2009)</b> .....   | <b>T-9</b>  |
| <b>Table T-4B: On-site Investigations Conducted Fiscal Year 2009 (9/1/2008 – 8/31/2009)</b> ....  | <b>T-10</b> |
| <b>Table T-5A: Total Investigations Conducted Fiscal Year 2008 (9/1/2007 – 8/31/2008)</b> .....   | <b>T-11</b> |
| <b>Table T-5B: On-site Investigations Conducted Fiscal Year 2008 (9/1/2007 – 8/31/2008)</b> ....  | <b>T-12</b> |
| <b>Table T-6A: Total Investigations Conducted Fiscal Year 2007 (9/1/2006 – 8/31/2007)</b> .....   | <b>T-13</b> |
| <b>Table T-6B: On-site Investigations Conducted Fiscal Year 2007 (9/1/2006 – 8/31/2007)</b> ....  | <b>T-14</b> |
| <b>Table T-7: Complaint Investigations Fiscal Year 2012 (9/1/2011 – 8/31/2012)</b> .....          | <b>T-15</b> |
| <b>Table T-8: Complaint Investigations Fiscal Year 2011 (9/1/2010 – 8/31/2011)</b> .....          | <b>T-16</b> |
| <b>Table T-9: Complaint Investigations Fiscal Year 2010 (9/1/2009 – 8/31/2010)</b> .....          | <b>T-17</b> |
| <b>Table T-10: Complaint Investigations Fiscal Year 2009 (9/1/2008 – 8/31/2009)</b> .....         | <b>T-18</b> |
| <b>Table T-11: Complaint Investigations Fiscal Year 2008 (9/1/2007 – 8/31/2008)</b> .....         | <b>T-19</b> |
| <b>Table T-12: Complaint Investigations Fiscal Year 2007 (9/1/2006 – 8/31/2007)</b> .....         | <b>T-20</b> |

|  |             |
|--|-------------|
| <b>Table T-13: Notices of Violation Issued (Mailed) Fiscal Year 2012</b> |             |
| (9/1/2011 – 8/31/2012) from Regional Offices .....                       | <b>T-21</b> |
| <b>Table T-14: Notices of Violation Issued (Mailed) Fiscal Year 2011</b> |             |
| (9/1/2010 – 8/31/2011) from Regional Offices .....                       | <b>T-22</b> |
| <b>Table T-15: Notices of Violation Issued (Mailed) Fiscal Year 2010</b> |             |
| (9/1/2009 – 8/31/2010) from Regional Offices .....                       | <b>T-23</b> |
| <b>Table T-16: Notices of Violation Issued (Mailed) Fiscal Year 2009</b> |             |
| (9/1/2008 – 8/31/2009) from Regional Offices .....                       | <b>T-24</b> |
| <b>Table T-17: Notices of Violation Issued (Mailed) Fiscal Year 2008</b> |             |
| (9/1/2007 – 8/31/2008) from Regional Offices .....                       | <b>T-25</b> |
| <b>Table T-18: Notices of Violation Issued (Mailed) Fiscal Year 2007</b> |             |
| (9/1/2006 – 8/31/2007) from Regional Office.....                         | <b>T-26</b> |
| <b>Table T-19: Notices of Violation Issued (Mailed) Fiscal Year 2012</b> |             |
| (9/1/2011 – 8/31/2012) from Central Office .....                         | <b>T-27</b> |
| <b>Table T-20: Notices of Violation Issued (Mailed) Fiscal Year 2011</b> |             |
| (9/1/2010 – 8/31/2011) from Central Office .....                         | <b>T-28</b> |
| <b>Table T-21: Notices of Violation Issued (Mailed) Fiscal Year 2010</b> |             |
| (9/1/2009 – 8/31/2010) from Central Office .....                         | <b>T-29</b> |
| <b>Table T-22: Notices of Violation Issued (Mailed) Fiscal Year 2009</b> |             |
| (9/1/2008 – 8/31/2009) from Central Office .....                         | <b>T-30</b> |

|   |             |
|---|-------------|
| <b>Table T-23: Notices of Violation Issued (Mailed) Fiscal Year 2008</b>    |             |
| (9/1/2007 – 8/31/2008) from Central Office .....                            | <b>T-31</b> |
| <b>Table T-24: Notices of Violation Issued (Mailed) Fiscal Year 2007</b>    |             |
| (9/1/2006 – 8/31/2007) from Central Office .....                            | <b>T-32</b> |
| <b>Table T-25: Summary of Administrative Orders Issued Fiscal Year 2012</b> |             |
| (9/1/2011 - 8/31/2012).....   | <b>T-33</b> |
| <b>Table T-26: Summary of Administrative Orders Issued Fiscal Year 2011</b> |             |
| (9/1/2010 - 8/31/2011).....   | <b>T-34</b> |
| <b>Table T-27: Summary of Administrative Orders Issued Fiscal Year 2010</b> |             |
| (9/1/2009 - 8/31/2010).....   | <b>T-35</b> |
| <b>Table T-28: Summary of Administrative Orders Issued Fiscal Year 2009</b> |             |
| (9/1/2008 - 8/31/2009).....   | <b>T-36</b> |
| <b>Table T-29: Summary of Administrative Orders Issued Fiscal Year 2008</b> |             |
| (9/1/2007 - 8/31/2008).....   | <b>T-37</b> |
| <b>Table T-30: Summary of Administrative Orders Issued Fiscal Year 2007</b> |             |
| (9/1/2006 - 8/31/2007).....   | <b>T-38</b> |
| <b>Table T-31: Summary of Civil Judicial Orders Issued Fiscal Year 2012</b> |             |
| (9/1/2011 - 8/31/2012).....   | <b>T-39</b> |
| <b>Table T-32: Summary of Civil Judicial Orders Issued Fiscal Year 2011</b> |             |
| (9/1/2010 - 8/31/2011).....   | <b>T-40</b> |



**Table T-33: Summary of Civil Judicial Orders Issued Fiscal Year 2010**

(9/1/2009 - 8/31/2010).....T-41

**Table T-34: Summary of Civil Judicial Orders Issued Fiscal Year 2009**

(9/1/2008 - 8/31/2009).....T-42

**Table T-35: Summary of Civil Judicial Orders Issued Fiscal Year 2008**

(9/1/2007 - 8/31/2008).....T-43

**Table T-36: Summary of Civil Judicial Orders Issued Fiscal Year 2007**

(9/1/2006 - 8/31/2007).....T-44

## **Appendices**

### **Appendix Descriptions**

**Appendix 1:** List of Administrative Enforcement Orders Issued During Fiscal Year 2012

**Appendix 2:** Summary of Supplemental Environmental Projects Approved in Administrative Orders Issued in Fiscal Year 2012

**Appendix 3:** List of Administrative Enforcement Orders Issued During Fiscal Year 2011

**Appendix 4:** Summary of Supplemental Environmental Projects Approved in Administrative Orders Issued in Fiscal Year 2011

**Appendix 5:** List of Administrative Enforcement Orders Issued During Fiscal Year 2010

**Appendix 6:** Summary of Supplemental Environmental Projects Approved in Administrative Orders Issued in Fiscal Year 2010

**Appendix 7:** List of Administrative Enforcement Orders Issued During Fiscal Year 2009

**Appendix 8:** Summary of Supplemental Environmental Projects Approved in Administrative Orders Issued in Fiscal Year 2009

**Appendix 9:** List of Administrative Enforcement Orders Issued During Fiscal Year 2008

**Appendix 10:** Summary of Supplemental Environmental Projects Approved in Administrative Orders Issued in Fiscal Year 2008

**Appendix 11:** List of Administrative Enforcement Orders Issued During Fiscal Year 2007

**Appendix 12:** Summary of Supplemental Environmental Projects Approved in Administrative Orders Issued in Fiscal Year 2007

**Appendix 13:** List of Judicial Orders Issued Through Representation by the Attorney General's Office for Fiscal Year 2012

**Appendix 14:** List of Judicial Orders Issued Through Representation by the Attorney General's Office for Fiscal Year 2011

**Appendix 15:** List of Judicial Orders Issued Through Representation by the Attorney General's Office for Fiscal Year 2010

**Appendix 16:** List of Judicial Orders Issued Through Representation by the Attorney General's Office for Fiscal Year 2009

**Appendix 17:** List of Judicial Orders Issued Through Representation by the Attorney General's Office for Fiscal Year 2008

**Appendix 18:** List of Judicial Orders Issued Through Representation by the Attorney General's Office for Fiscal Year 2007

**Appendix 19:** Description of Each Criminal Conviction Obtained in Fiscal Year 2012

**Appendix 20:** Description of Each Criminal Conviction Obtained in Fiscal Year 2011

**Appendix 21:** Description of Each Criminal Conviction Obtained in Fiscal Year 2010

**Appendix 22:** Description of Each Criminal Conviction Obtained in Fiscal Year 2009

**Appendix 23:** Description of Each Criminal Conviction Obtained in Fiscal Year 2008

**Appendix 24:** Description of Each Criminal Conviction Obtained in Fiscal Year 2007

# Introduction

During the 75th Legislative Session, House Bills 1133 and 1367 added a new section (Section 5.126) to the Texas Water Code that requires the Texas Commission on Environmental Quality (“TCEQ”) to prepare an electronic enforcement report each year by December 1. The law requires the Commission to report actions for each type of regulatory program. The report is to contain statistical indicators including the number of investigations, number of notices of violation issued, number of enforcement actions, type of enforcement actions, amount of penalties assessed, deferred, or collected; and any other information the Commission determines is relevant. The report must include a comparison with TCEQ’s enforcement actions for each of the preceding five fiscal years. This report, the sixteenth of its kind, includes information from fiscal years 2007-2012.

The 77th Legislative Session added requirements to the Annual Enforcement Report in TEX. WATER CODE §5.756 and re-codified §5.123 as TEX. WATER CODE §5.126. The new requirements expanded the comparison requirement in the original section by adding a comparative analysis of data evaluating the performance, over time, of the Commission and of entities regulated by the Commission. The Legislature also added a requirement in TEX. HEALTH AND SAFETY CODE §382.0215 to assess emissions events, including actions taken by the Commission in response to the emissions events. Emissions events are upset events or unscheduled maintenance, startup, or shutdown activities, from a common cause that results in unauthorized emissions of air contaminants.

The 82<sup>nd</sup> Legislative Session added Chapter 28A to the TEX. WATER CODE, which pertains to the registration and investigation of certain aggregate production operations (APOs). The law requires the Commission to conduct a physical survey of the state to identify all active APOs and to ensure that each is registered. Additionally, the Commission is required to report the results of the survey, the number and general location of the registered APOs, the number of inspectors trained in multiple areas related to the investigations, the number of investigations conducted, and the results of the investigations.

The TCEQ is the State’s primary and comprehensive environmental regulatory agency. Its mission is to protect our State’s precious human and natural resources consistent with sustainable economic development. The agency regulates approximately 503,000 public and private facilities and/or individuals in Texas that affect, or have the potential to significantly affect, the environment. The goal of the agency is clean air, clean water, and the safe management of waste.

## **Glossary of Abbreviations for Programs**

AGRI = water quality facilities such as dairies and concentrated animal feeding operations

AIREI = Air Emissions Inventory

AIR or AQ = air quality

DC = dry cleaners

EA = Edwards Aquifer

ER = emergency response

IHW = industrial and hazardous waste

MSW = municipal solid waste, including landfills, tires, medical waste, and used oil/filter facilities

OC or OL = occupational certification/licensing

OSSF = on-site sewage facilities

PST = petroleum storage tanks

PWS = public water supply systems

RAD = radioactive material disposal, including low level radioactive waste and non oil and gas exploration naturally occurring radioactive material waste disposal

UIC = underground injection control

WQ = water quality, including domestic and industrial wastewater treatment plants, storm water, and sludge use operations (beneficial use sites and transporters)

WR or WATERIGHT = water rights diversion and pumping

WWA = wastewater agriculture, such as dairies and concentrated animal feeding operations

MM = multi-media - any combination of the above

# Annual Enforcement Report

## Fiscal Year 2012

### Executive Summary

Fiscal Year (FY) 2012 was a year of significant accomplishments for the TCEQ. Enforcement efforts resulted in 1,826 administrative orders issued with over \$11.4 million to be paid as penalties and over \$2.5 million to be expended for Supplemental Environmental Projects (SEPs). In addition, there were two administrative orders for which stipulated penalties were collected during FY 2012. These orders contain provisions that require payment of stipulated penalty amounts for specified future violations for the duration of the order. During FY 2012, equal amounts were paid in penalties and SEPs (\$124,250 each for a total of \$248,500) for these two orders. There were an additional 48 civil judicial orders issued through representation by the Texas Attorney General's Office that resulted in over \$57.4 million to be paid as penalties and \$121,500 to be expended for SEPs.

**Compliance Assistance:** The agency's efforts to provide assistance to the regulated community resulted in helping more than 61,500 Texas small businesses and local governments, keeping them informed about changes and trends in environmental regulations to help them comply. Additionally, more than 5,600 Texans attended TCEQ education events, benefiting from the latest technical information on environmental rules and permits. Extreme drought in 2011 resulted in eight TCEQ workshops to help water systems develop formal drought-emergency plans, as well as TCEQ-technical support to approximately 20 high-priority water systems facing critical water shortages for their communities.

**Investigations and Enforcement:** The agency conducted nearly 100,000 routine investigations and investigated over 4,000 complaints. More than 14,000 Notices of Violation were issued regarding investigations conducted.

The voluntary environmental self audit program resulted in the receipt, evaluation, and response for 586 notices of intent to audit and 270 disclosures of violation. Those who comply with the conditions of the Texas Environmental, Health, and Safety Audit Privilege Act may qualify for immunity from penalties if swift compliance is achieved.

Along with the agency's administrative and civil enforcement authorities, the TCEQ also partners with the Texas Environmental Enforcement Task Force to pursue criminal enforcement. The agency participated in eight search warrants and finalized 16 cases with

convictions against 19 individuals and five corporations. The finalized cases included 17 felony counts and 12 misdemeanor counts. These cases resulted in a total of \$746,000 for criminal fines, over 47 years of probation and deferred adjudication, 385 hours of community service, 12 months and one day of imprisonment and over \$92,000 in restitution.

**Comparative Analysis of Performance:** Most of the enforcement orders issued by the TCEQ were for the waste program (902 orders or 49%) and were the primary result of increased investigations at petroleum storage tank sites subject to the federal Energy Policy Act. Of the 1,869 regulated entities that were issued civil and administrative orders, 388 (21%) of the regulated entities had previous enforcement orders, and 284 (16%) had previous violations that were the same or similar.

The highest percentage of industry types with previous orders issued included Petroleum Refineries (16%), Plastic Material and Resin Manufacturing (14%), Water Supply and Irrigation Systems (14%), Petrochemical Manufacturing (9%), Wired Telecommunications Carriers (7%), All other Basic Organic Chemical Manufacturing (5%), and Gasoline Stations with Convenience Stores (4%).

The highest percentage of industry types for regulated entities with same or similar violations included in prior enforcement orders included Petroleum Refineries (32%), Organic Chemical Manufacturing (22%), Water Supply and Irrigation Systems (9%), Sewage Treatment Facilities (7%), Petrochemical Manufacturing (4%), Cyclic Crude and Intermediate Manufacturing (4%), Plastics Material and Resin Manufacturing (2%), Alkalies and Chlorine Manufacturing (2%), and Gasoline Stations with Convenience Stores (2%).

**Emissions Events:** The overall number of incidents reported decreased 6% from 4,469 in FY 2011 to 4,290 in FY 2012. The overall number of investigations conducted decreased from 1,622 in FY 2011 to 1,415 in FY 2012. The following Standard Industrial Classification (SIC) Code sectors reported the most incidents: 4922 (Natural Gas Transmission), 1321 (Natural Gas Liquids), 1311 (Crude Petroleum and Natural Gas), 2911 (Petroleum Refining), and 2869 (Industrial Organic Chemicals). The reported quantity of emissions from FY 2011 to FY 2012 increased 23% from 69,052,877 pounds to 84,603,345. Significant decreases were experienced in the Lubbock, Corpus Christi and Abilene regions. The Midland region saw the largest increase in emissions. The large increase in the Midland region was attributed to oil and gas production growth that outpaced expectations and exceeded the infrastructure capacity of the Permian Basin. Sulfur dioxide comprised the greatest quantity, 40.5 million pounds, of all the

contaminants reported. There was an overall increase in the amount of highly-reactive volatile organic compounds (HRVOCs) reported from 1,258,011 in FY 2011 to 2,806,402 in FY 2012.

**Aggregate Production Operations:** The TCEQ adopted new rules implementing HB 571, 82<sup>nd</sup> Legislative Session, 2011, on June 13, 2012, which are codified in 30 Texas Administrative Code Chapter 342. The new rules require commercial APOs to register with the TCEQ beginning September 1, 2012 (with a deadline of Oct. 30, 2012), renew registration annually, pay registration fees, and be inspected every three years.

**Results of Enforcement Actions:** Enforcement Orders resulted in more than 242 million pounds of pollutants eliminated, reduced, or the routes of exposure reduced, and an estimated cost of more than \$109 million that respondents will spend to achieve compliance. The estimated amount of pollutants reduced in FY2012 is significantly higher than in previous years because the Enforcement Division implemented increased quality assurance measures to ensure pollutant reduction information was captured in the database for applicable enforcement actions.



# The Environmental Toolbox

The TCEQ approaches enforcement as a tool among many available to protect the environment and people while addressing key environmental issues. The agency pursues strong and vigorous enforcement, used within an overall strategy for achieving maximum compliance. The TCEQ uses a broad range of tools to enable and require businesses and governments, large and small, to comply with environmental rules. These tools include on-site and off-site facility assistance, small business and local government assistance, general education events, regulatory workshops, publications and guidance documents, telephone hotlines, and the agency's expansive internet site, as well as traditional investigations and enforcement.

## Compliance Assistance Helps Communities Plan for Droughts

An example of how the TCEQ extends assistance to the regulated community during critical times is the extreme drought of 2011. Texas history shows that the 2011 drought was the most severe one-year drought ever recorded. The drought affected each corner of the state, even East Texas, which normally boasts healthy rainfall.

Responding to the urgent need for how to prepare for water shortages, the TCEQ and partner agencies reached out to local water systems to provide customized state assistance, giving local operators the specific help they needed.

Since January 2012, the TCEQ has conducted eight drought emergency-planning workshops across the state for local government officials, board members, and their water system operators. These workshops—conducted in Brownsville, Kerrville, New Braunfels, Liberty, Midland, Lubbock, Nacogdoches, and San Angelo—reached more than 550 attendees, and offered information and tools to prevent and mitigate water outages. Workshop participants also examined future drought scenarios to outline their step-by-step plans for finding alternative sources of water in the case of a drought emergency.

In addition, staffers placed special emphasis on technical support to high-priority water systems through a newly formed task force on emergency drinking water, assisting approximately 20 water systems.

Water system representatives found immediate assistance by calling the TCEQ's Drought Hotline, which was promoted through a variety of resources: letters to officials and operators, letters to water rights holders, printed materials at workshops, agency newsletters, the TCEQ's website, and the TCEQ's YouTube channel, <[YouTube/TCEQNews](#)>. Roughly 148 callers received assistance through the hotline.

## **Event Coordination and Education Activities**

The TCEQ also provides educational opportunities and technical assistance through coordinated workshops, seminars, and educational events, including an annual trade fair. During FY 2012, seven events provided technical information and assistance to roughly 5,020 attendees while another 10 events targeted specifically to small businesses and local governments drew an additional 612 attendees. These events focus on up-to-date information that ultimately helps the regulated community understand environmental rules and how to comply with those rules:

### **Educational Events**

- Environmental Trade Fair and Conference
- Dam Safety Workshop for Owners and Operators (three events)
- Water Quality/Stormwater Seminar
- Advanced Air Permitting Seminar/Oil & Gas Facilities Workshop
- 2012 Public Drinking Water Conference
- Drought Emergency Planning Workshops (eight events)
- Outdoor Burning Workshops (two events)

## **Assistance to Small Businesses and Local Governments**

The TCEQ annually reaches more than 61,500 Texas small businesses and local governments, keeping them informed about changes and trends in environmental regulations to help them comply. Staffers received and responded to approximately 4,950 requests for assistance from small business and local government customers, providing them information, direction, and encouragement to address environmental issues.

In addition, 164 small businesses or local governments received on-site compliance assessments. Of those sites, 107 demonstrated compliance and qualified to join the Compliance Commitment (C2) program. The C2 recipients correct all compliance deficiencies found during their site visits in exchange for an up to two-year exemption from routine TCEQ investigations. The U.S. Environmental Protection Agency and local enforcement programs in Corpus Christi, Dallas, El Paso, Ft. Worth, Galveston, Houston, Pasadena, Waco, Brazoria County, Fort Bend County, and Montgomery County, waive scheduled investigations for C2 recipients.

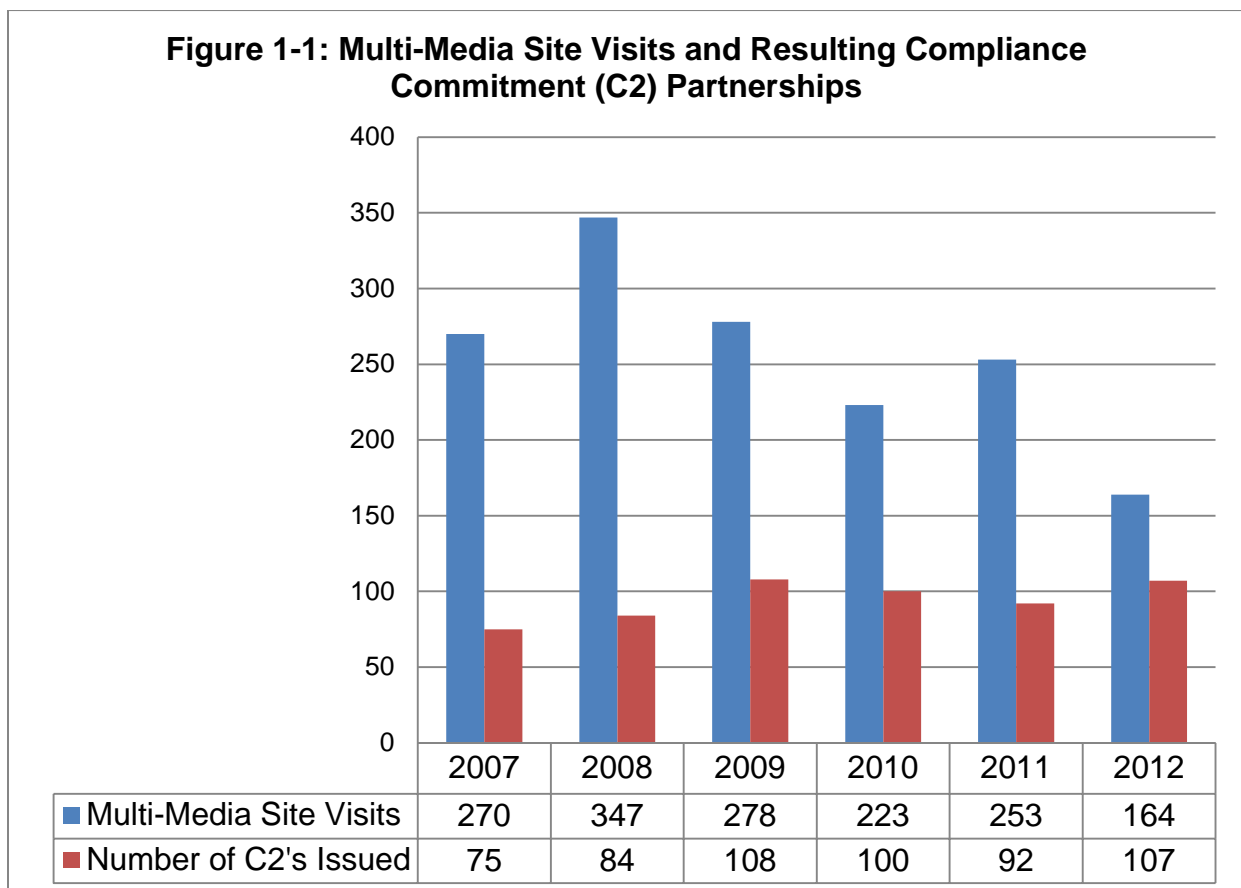
Another effort, the EnviroMentor program, matches participating small businesses and local governments with dedicated environmental professionals who volunteer their time and expertise to help these small entities achieve compliance. In FY 2012, this group tallied 1,644 volunteer hours, and helped 71 small businesses or governments.

Table 1-1 depicts assistance that focused on small businesses and local governments. Figure 1-2 graphically represents Multi-Media Site Visits (site visits to check compliance with all aspects of the environment—air, water, and waste) and resulting C2 recipients over the past six years.

**Table 1-1: Small Business and Local Government Assistance Activities**

| Table 1-1 Small Business and Local Government Assistance Activities |                        |                         |                       |
|---|------------------------|-------------------------|-----------------------|
| Fiscal Year   | Request for Assistance | Multi-Media Site Visits | Number of C2's Issued |
| 2007  | 7,150                  | 270                     | 75                    |
| 2008  | 7,700                  | 347                     | 84                    |
| 2009  | 6,900                  | 278                     | 108                   |
| 2010  | 6,500                  | 223                     | 100                   |
| 2011  | 6,200                  | 253                     | 92                    |
| 2012  | 4,950                  | 164                     | 107                   |

**Figure 1-1: Multi-Media Site Visits and Resulting Compliance Commitment Partnerships**



## **Investigations and Enforcement Policy**

Strong enforcement also means ensuring that enforcement measures are applied in an equitable manner. Equitable treatment requires that violators not come out ahead economically to the disadvantage of those entities that spend substantial amounts of money to comply with the law.

The TCEQ continues to implement the provisions of the enforcement penalty policy which was last revised in 2011. The cornerstone of this policy emphasizes compliance to protect our citizens from harm, coupled with swift, sure and firm enforcement for those who do not comply.

The TCEQ has the authority to levy penalties in 26 environmental program areas. As of September 1, 2011, penalties can be as much as \$25,000 per day, per violation for most administrative cases and \$25,000 per day, per violation for most civil judicial cases. There are some statutory provisions for certain regulated program activities that authorize different administrative and civil penalty amounts. Some examples of these unique situations include, but are not limited to:

- Limiting the statutory maximum to \$1,000 (levees and public water supply)
- Limiting the statutory maximum to \$5,000 (occupational licensees, on-site sewage disposal (OSSF), public water utilities, used oil and filters, and water rights)
- Application of a minimum penalty of \$2,500 and maximum penalty of \$25,000 per violation (unauthorized discharges from quarries)
- Application of a strict penalty of \$10,000 per day of violation (with an exception), rather than defining a maximum (rock crusher or concrete plants that perform wet batching, dry batching, or central mixing and are operating without a permit)
- Providing different maximum penalty amounts based upon the particular violation cited (dry cleaners)
- Some statutes provide for a particular penalty amount total per violation, rather than per day (dry cleaners, computer equipment manufacturers)

When determining the penalty amount, the TCEQ considers the nature, circumstances, extent, duration and gravity of the violation; the severity of impact to human health and the environment; compliance history; culpability; good faith efforts to comply; economic benefit; deterrence; and other factors as justice may require.

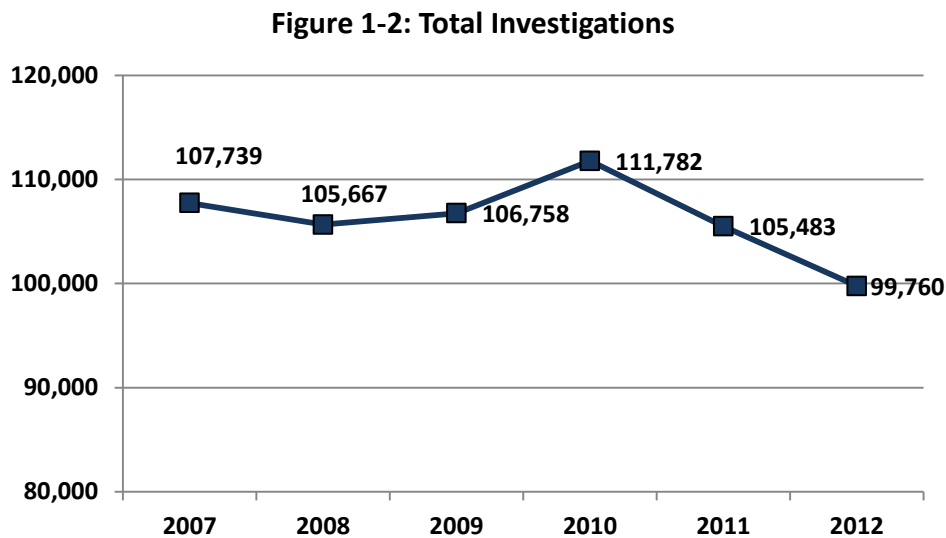
It is important to note that the TCEQ's enforcement activities tend to originate, not in Austin at the Commission's headquarters, but in Texas communities. Scientific, technical, and

environmental specialists in the agency's 16 regional offices are responsible for the vast majority of both investigations conducted and complaints investigated.

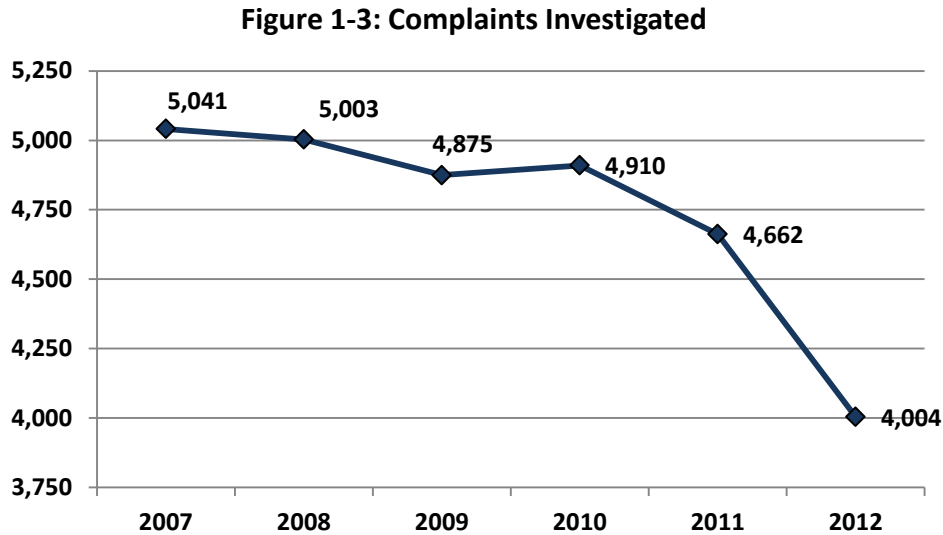
In FY 2012, the TCEQ conducted 99,760 investigations, as depicted in Figure 1-2, of which 61,750 were on-site investigations. The agency investigated 4,004 complaints in FY 2012 (see Figure 1-3). For details regarding investigations conducted over the past six years, see Tables T-1A through T-6 in the tables section of this report. For details regarding complaints investigated over the past six years, see Tables T-7 through T-12 in the tables section of this report.

Advance notification of routine compliance investigations ensures that proper personnel and records will be available at the time of the investigation. However, there are exceptions to advance notification, including those that are complaint related, enforcement follow-up investigations, and other scenarios that warrant an unannounced investigation. The agency provided advance notice for 6,968 distinct on-site investigations and conducted 37,146 unannounced investigations. Please note that the sum of these two numbers will not match the total number of on-site investigations conducted as investigations can include multiple activities, but only be announced once.

**Figure 1-2: Total Investigations**

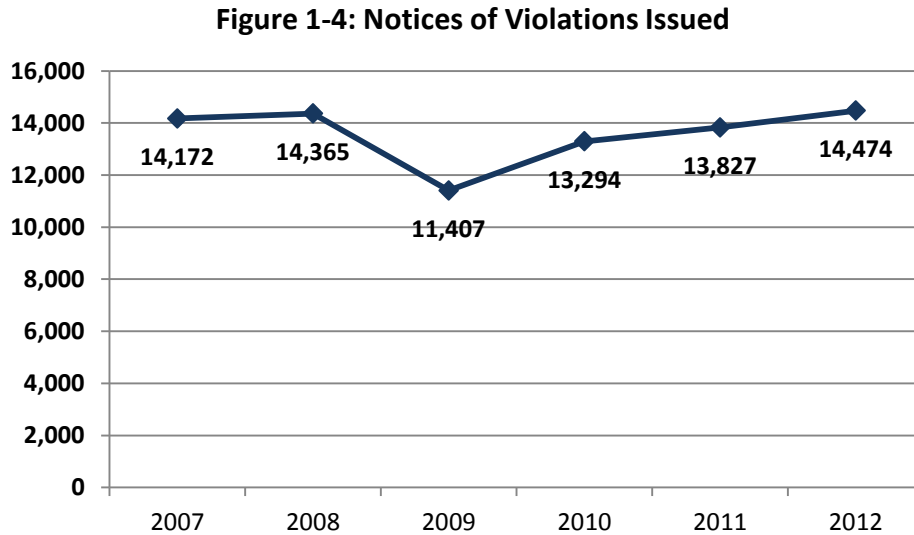


**Figure 1-3: Complaints Investigated**



The most common tool used in Texas to encourage compliance with environmental laws is the “Notice of Violation,” known as the “NOV.” An NOV is sent to an entity when it is determined that an environmental violation may have occurred. The NOV is a multi-purpose, flexible tool that is used thousands of times each year. In many cases it is enough to encourage compliance, thereby halting possible damage to the environment. In other cases it can be the first step in a process that ultimately can result in administrative enforcement, civil enforcement, and/or possible criminal charges for violation of environmental laws. As depicted in Figure 1-4 below, the TCEQ issued 14,474 NOV’s from both the region offices and the central office in FY 2012. Details regarding NOV’s issued are included in Tables T-13 through T-24 in the tables section of this report.

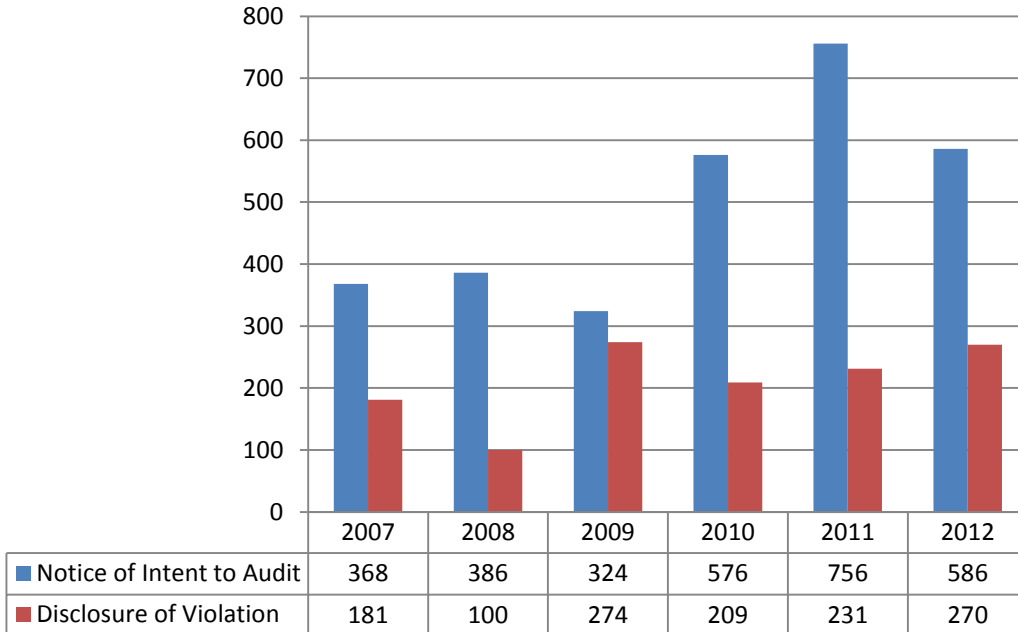
**Figure 1-4: Notices of Violation Issued**



The TCEQ’s traditional enforcement efforts have been enhanced by voluntary environmental self audits conducted at facilities under the Texas Environmental, Health, and Safety Audit Privilege Act (“Audit Act”). This legislation encourages businesses and governments subject to environmental regulation to perform comprehensive assessments of compliance with environmental laws, regulations, and permits for their own facilities. Organizations who participate in the Audit Act are required to notify the TCEQ of their intent to self-audit and then fully disclose and resolve violations resulting from the audit. The TCEQ ensures that all violations disclosed under this program are corrected, and, provided that certain conditions of the Audit Act are complied with, the participants in this program may not be subject to civil and administrative penalties. Figure 1-5 depicts a summary of the Notices of Audit and Disclosures of Violation that have been received by the TCEQ from Fiscal Year 2007 through FY 2012.

**Figure 1-5: Summary of Texas Environmental Health and Safety Audit Privilege Act Statistics**

**Figure 1-5: Summary of Texas Environmental Health and Safety Audit Privilege Act Statistics**



The success of TCEQ’s regulatory assistance and investigation/enforcement programs is revealed in the high percentages of compliance documented following investigations conducted by the TCEQ. Table 1-2 depicts the compliance rates of facilities inspected from Fiscal Years 2007 through 2012.

**Table 1-2: Percent of Facilities Inspected by the TCEQ in Compliance**

| Table 1-2: Percent of Facilities Inspected by the TCEQ in Compliance <sup>1</sup> |      |      |      |      |      |      |
|---|------|------|------|------|------|------|
|   | 2007 | 2008 | 2009 | 2010 | 2011 | 2012 |
| % of inspected air facilities in compliance                                       | 96%  | 95%  | 96%  | 97%  | 97%  | 97%  |
| % of inspected water facilities in compliance                                     | 99%  | 99%  | 99%  | 99%  | 99%  | 99%  |
| % of inspected waste facilities in compliance                                     | 96%  | 94%  | 94%  | 92%  | 93%  | 90%  |

<sup>1</sup> Compliance indicates that enforcement orders, referrals to another agency (Office of the Attorney General, Railroad Commission, etc.) or program (Superfund or criminal investigations, etc.) or compliance agreements were not required following an investigation. Some minor violations may have been noted in the investigations; however, they were corrected within a reasonable period of time, and therefore did not require further enforcement.

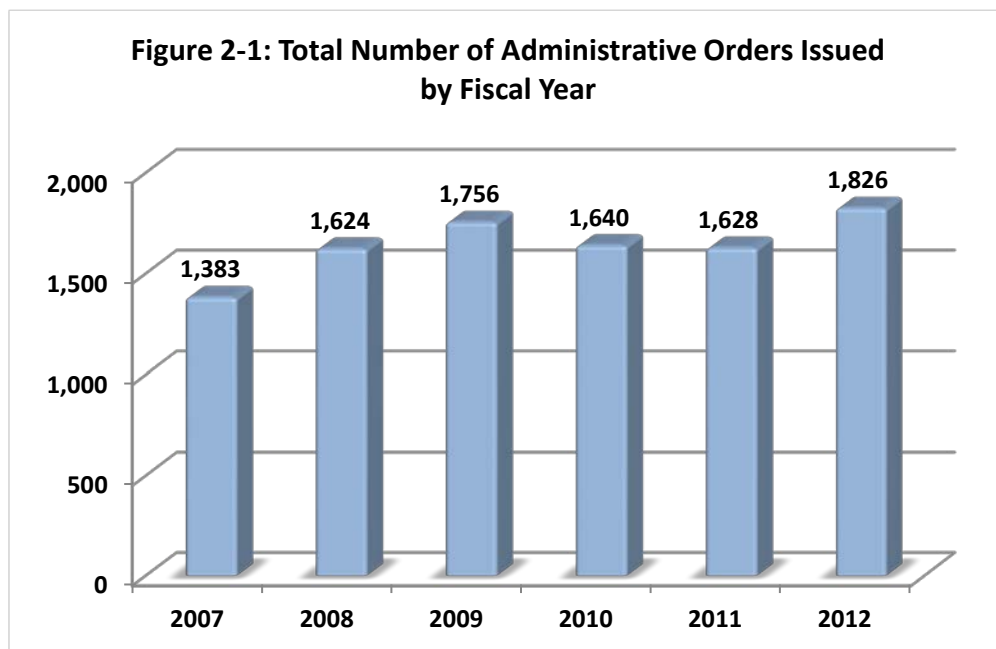


## Dollars and Sense

Some of the most familiar indicators for the enforcement activities of a regulatory agency are dollars and cents: How much money did the agency order to be paid in fines? While familiar, this is not necessarily an indication that the agency has been successful. The number of administrative orders issued by the TCEQ varies each year and is dependent upon the violator's willingness to settle a case. If a violator refuses to settle a case, and requests a hearing, the TCEQ must try the case through the administrative hearing process. This is a complex legal process that is similar to trying a case in court and often results in significantly delaying issuance of final orders to allow due process of law.

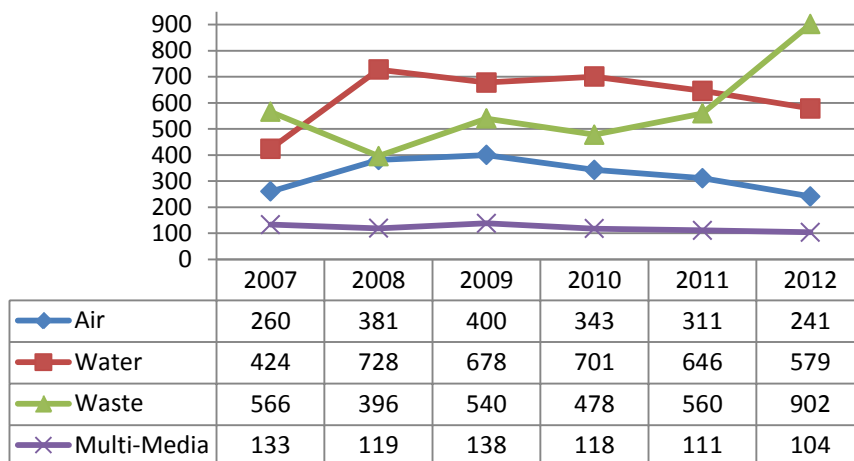
The TCEQ issued 1,826 administrative orders in FY 2012 (see Figure 2-1). The number of enforcement cases issued by the TCEQ has increased over the years due to improvements in efficiencies related to processing enforcement cases, a focused effort to reduce the backlog of cases in 2008 and 2009, and increased enforcement activity in the petroleum storage tank (PST) program beginning in FY 2011.

**Figure 2-1: Total Number of Administrative Orders Issued by Fiscal year**



**Figure 2-2: Number of Administrative Orders Issued by Media and Fiscal Year**

**Figure 2-2: Number of Administrative Orders Issued by Media and Fiscal Year**



The trend in how issued orders break down by media is dependent mostly on the types of initiatives that are being conducted in the region offices. Over the past six years the initiatives have been in different media. For example in the water media, in Fiscal Year 2010, the agency conducted an initiative targeted at water treatment plants and drinking water systems to ensure that these facilities have emergency generators for a backup power source.

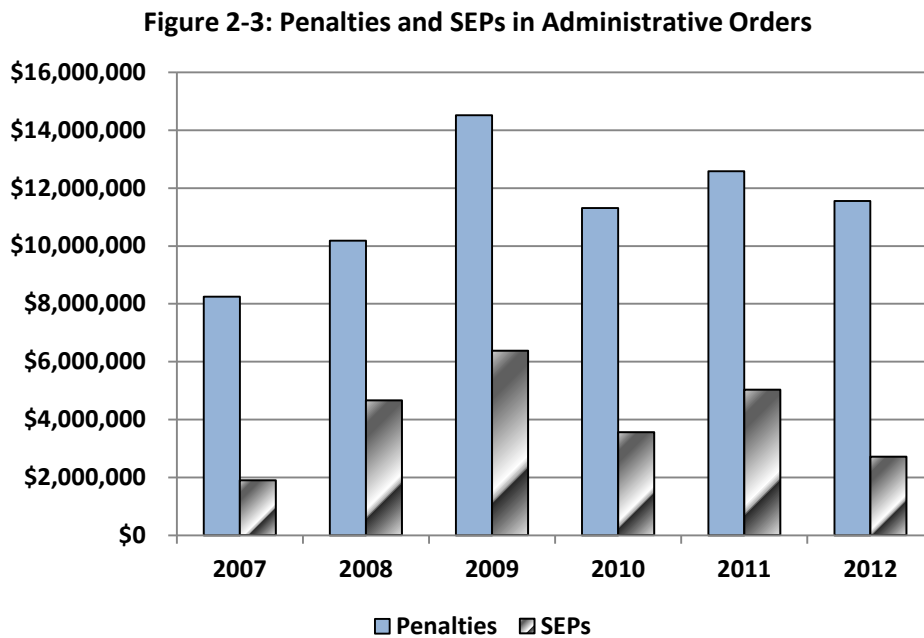
The number of waste orders increased significantly from Fiscal Year 2008 to 2009 which can be attributed mostly to the efforts in the Litigation Division to clear backlogged PST enforcement cases in Fiscal Year 2009. These numbers continue to rise due to an increase in enforcement activity in the PST program as a result of the Federal Energy Policy Act of 2005. This federal law requires that each underground storage tank be investigated every three years. It is anticipated that the number of waste-focused administrative orders will continue to stay at or above the current level in the coming years.

The 1,826 administrative orders issued in FY 2012 required payments of \$11,436,256 in penalties and an additional \$2,586,858 was required to be paid for SEPs. In addition, there were two administrative orders for which stipulated penalties were collected during FY 2012. These orders contain provisions that require payment of stipulated penalty amounts for specified future violations for the duration of the order. During FY 2012, equal amounts were paid in penalties and SEPs (\$124,250 each for a total of \$248,500) for these two orders. Table 2-1 and Figure 2-3 display the penalty and SEP amounts for the past six years.

**Table 2-1: Summary of Administrative Penalty Amounts and SEPs by Fiscal Year**

| <b>Table 2-1: Summary of Administrative Penalty Amounts and SEPs by Fiscal Year</b> |                                      |                  |                                   |
|---|--------------------------------------|------------------|-----------------------------------|
| <b>Fiscal Year</b>  | <b>Penalties Required to be Paid</b> | <b>SEP Costs</b> | <b>Number of Orders with SEPs</b> |
| 2007  | \$8,245,706                          | \$1,895,103      | 149                               |
| 2008  | \$10,180,835                         | \$4,659,119      | 297                               |
| 2009  | \$14,524,544                         | \$6,375,212      | 282                               |
| 2010  | \$11,309,521                         | \$3,558,484      | 219                               |
| 2011  | \$12,582,418                         | \$5,028,126      | 222                               |
| 2012  | \$11,560,506                         | \$2,711,108      | 146                               |

**Figure 2-3: Penalties and SEPs in Administrative Orders**



SEPs are projects ordered by the Commission to benefit the local Texas communities where environmental laws have been broken. Violators are allowed to put the penalty dollars to work to benefit the environment in the community affected by the violations, rather than paying the penalty to the State’s General Revenue Fund. SEP projects that have been approved include the following:

- cleanups of abandoned illegal dump sites,
- community household hazardous waste and tire collections,
- funding for air quality monitoring networks,

- wetlands and habitat restoration,
- establishment of nature preserves,
- erosion control,
- placement of ozone air monitoring equipment in schools and local communities,
- funding to install on-site wastewater treatment facilities or to pay for hooking households up to municipal sewer lines for low-income households,
- funding for retrofitting of diesel buses to “clean-technology” for school districts,
- purchasing alternative fueled equipment to replace diesel and gasoline powered equipment, and
- cleanup of bays and watersheds.

For more information regarding the number of orders issued, programmatic information, and a listing of each of the administrative orders issued by program, see Tables T-25 through T-30 in the tables section of this report, and Appendices 1-12.

If administrative orders and penalties issued by the TCEQ do not achieve environmental compliance, the agency may pursue compliance through the Texas Attorney General’s Office (AG) in court. Additionally, there are some cases with such significant violations that the TCEQ refers to the Attorney General’s Office immediately rather than pursue administrative remedies. During FY 2012, the AG’s office obtained 48 judicial orders in cases referred from the TCEQ or in which the TCEQ was a necessary and indispensable party. These 48 orders resulted in \$57,499,142 in penalties and an additional \$121,500 to be dedicated to SEPs. The increase in penalties from judicial orders is primarily due to one court order that became effective in FY 2012. Table 2-2 is a summary of the judicial orders that have been issued for the past six years.

**Table 2-2: Summary of Civil Judicial Order Penalty Amounts and SEPs by Fiscal Year**

| <b>Table 2-2: Summary of Civil Judicial Order Penalty Amounts and SEPs by Fiscal Year</b> |  |  |                  |
|---|--|--|------------------|
| <b>Fiscal Year</b>  | <b>Number of Civil Judicial Orders</b> | <b>Civil Penalties Required to be Paid</b> | <b>SEP Costs</b> |
| 2007  | 33                                     | \$1,858,127                                | \$86,000         |
| 2008  | 22                                     | \$1,100,554                                | \$100,000        |
| 2009  | 29                                     | \$10,030,845                               | \$1,125,000      |
| 2010  | 27                                     | \$2,116,960                                | \$1,345,000      |
| 2011  | 29                                     | \$4,377,664                                | \$115,000        |
| 2012  | 48                                     | \$57,499,142                               | \$121,500        |

For more information regarding the number of judicial orders issued, programmatic information, and a listing of each of the judicial orders issued by program, see Tables T-31 through T-36 in the tables section of this report and Appendices 13-18.

A strong enforcement program, combined with a strong regulatory assistance program, ensures that the public and environment receive the benefits of the promises embodied in environmental statutes, regulations, and permits.

# The Criminal Element

## Texas Environmental Enforcement Task Force (the “Task Force”)

Texas is a leader and national model in the investigation and prosecution of environmental crime. Created in 1991, the Task Force has included participants from more than 25 local, state, and federal agencies. The TCEQ and particularly the Environmental Crimes Unit play a key investigative role and head the task force. Members of the Task Force include the Texas Commission on Environmental Quality, the Governor’s Office, the Texas Parks and Wildlife Department, the Texas Attorney General’s Office, the Texas Railroad Commission, and the General Land Office. These agencies coordinate activities with the U.S. Environmental Protection Agency’s Criminal Investigation Division, the U.S. Attorney’s Office, the FBI, and local district and county attorneys. Numerous other federal, state, and local agencies also participate in Task Force investigations. The TCEQ Environmental Crimes Unit with assistance from other members of the Task Force also conducts environmental crimes enforcement training for local law enforcement officers.

## Criminal Investigations

The agency participated in eight search warrants and finalized 16 cases with convictions against 19 individuals and five corporations (see Table 3-1). The finalized cases included 17 felony counts and 12 misdemeanor counts. These cases resulted in a total of \$746,000 for criminal fines, over 47 years of probation and deferred adjudication, 385 hours of community service, 12 months and one day of imprisonment and over \$92,000 in restitution.

**Table 3-1: Summary of Criminal Investigation Information by Fiscal Year**

| <b>Table 3-1: Summary of Criminal Investigation Information by Fiscal Year</b> |                                  |   |  |   |                                    |                                |                                     |
|--|----------------------------------|---|--|---|------------------------------------|--------------------------------|-------------------------------------|
| <b>Fiscal Year</b>   | <b>Number of Search Warrants</b> | <b>Number of Cases Resulting in Convictions</b> | <b>Number of Convictions Against Individuals</b> | <b>Number of Convictions Against Corporations</b> | <b>Total Number of Convictions</b> | <b>Number of Felony Counts</b> | <b>Number of Misdemeanor Counts</b> |
| 2007   | 4                                | 16  | 12   | 5   | 17                                 | 18                             | 13                                  |
| 2008   | 2                                | 14  | 17   | 6   | 23                                 | 16                             | 8                                   |
| 2009   | 4                                | 12  | 12   | 5   | 17                                 | 17                             | 5                                   |
| 2010   | 4                                | 12  | 11   | 4   | 15                                 | 30                             | 11                                  |
| 2011   | 8                                | 22  | 18   | 9   | 27                                 | 115                            | 11                                  |
| 2012   | 8                                | 16  | 19   | 5   | 24                                 | 17                             | 12                                  |

## Comparative Analysis of Performance

As indicated in the introduction to this report, the 77th Legislature added additional requirements to the Annual Enforcement Report, which were codified in TEX. WATER CODE §5.756. The new requirements expanded the comparison by adding a comparative analysis of data evaluating the performance, over time, of the Commission and of entities regulated by the Commission. This section of the report addresses the comparison of entities regulated by the Commission. An analysis has been performed on the types of businesses for all of the orders issued, orders issued to regulated entities with prior orders, orders issued to regulated entities with the same or similar violations, the violations included in the orders (including classification of the severity of the violations), and the size of businesses or municipalities that had orders issued during the Fiscal Year.

In FY 2012, the TCEQ issued 1,826 Administrative Orders and assisted the Texas Attorney General's Office in issuing 48 Civil Judicial Orders. Figure 4-1 displays the percentage of Orders issued during FY 2012 by media type (air, water, waste, and multi-media).

**Figure 4-1: Percent of Orders Issued by Media Type**

Figure 4-1: Percent of Orders Issued by Media Type

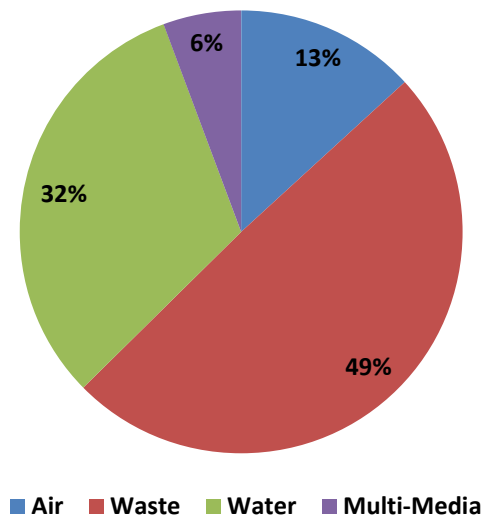
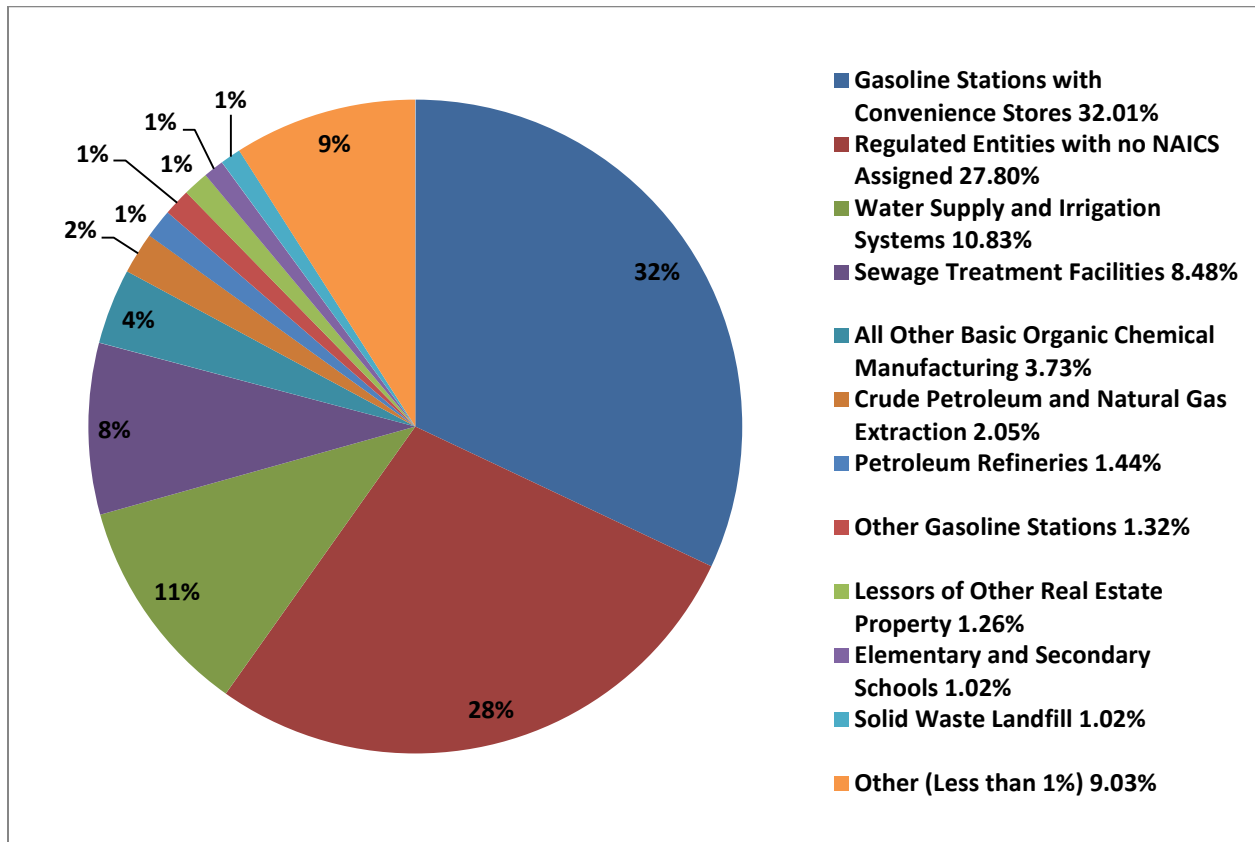


Figure 4-2 depicts the percent of regulated entities with orders issued for FY 2012 based upon the North American Industry Classification System (NAICS). The highest percentages of regulated entities with enforcement orders (both administrative and judicial) for FY 2012 were Gasoline Stations with Convenience Stores, Water Supply and Irrigation Systems, Sewage Treatment Facilities, All Other Basic Organic Chemical Manufacturing, and Crude Petroleum and Natural Gas Extraction (see Figure 4-2). Nine percent of the regulated entities with orders issued represented NAICS categories of less than one percent and 28% of the regulated entities could not be classified by NAICS due to insufficient data.

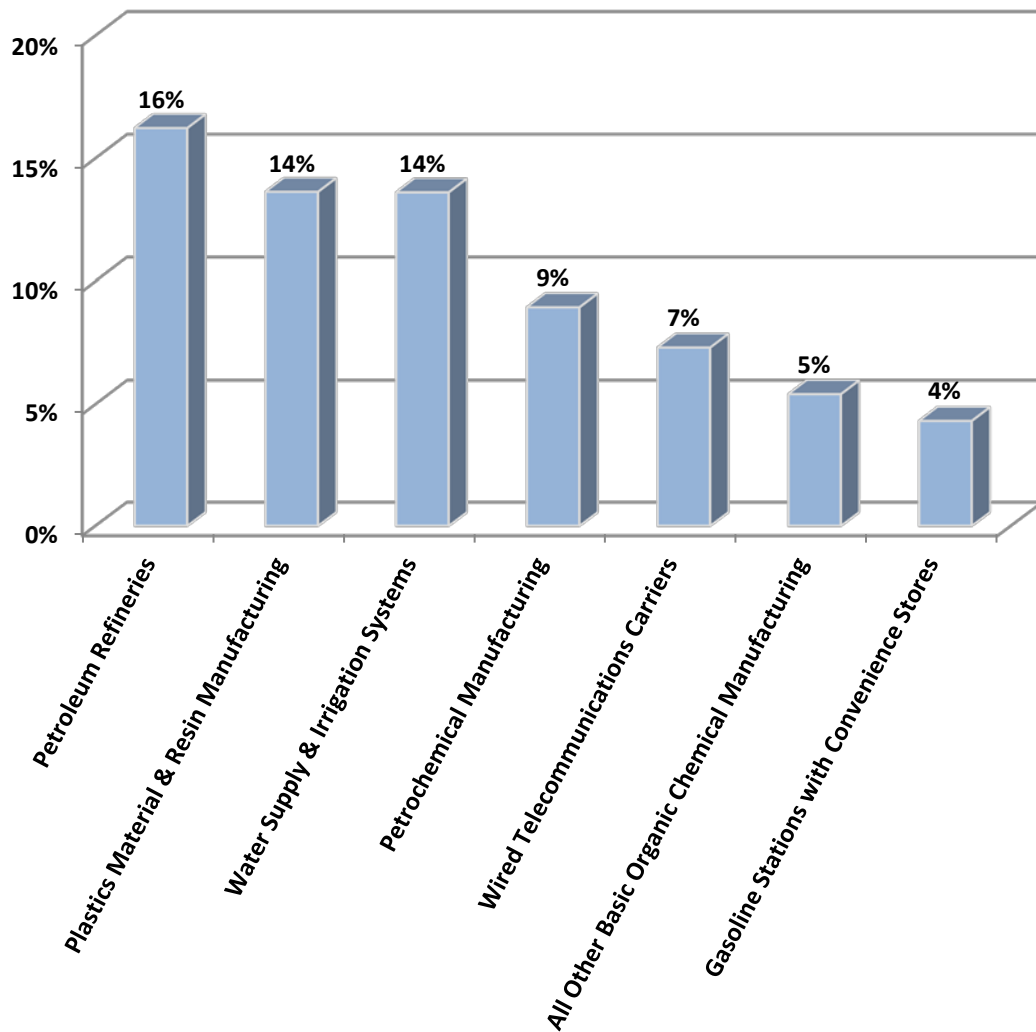
**Figure 4-2: Percent of Industry Types with Orders Issued**





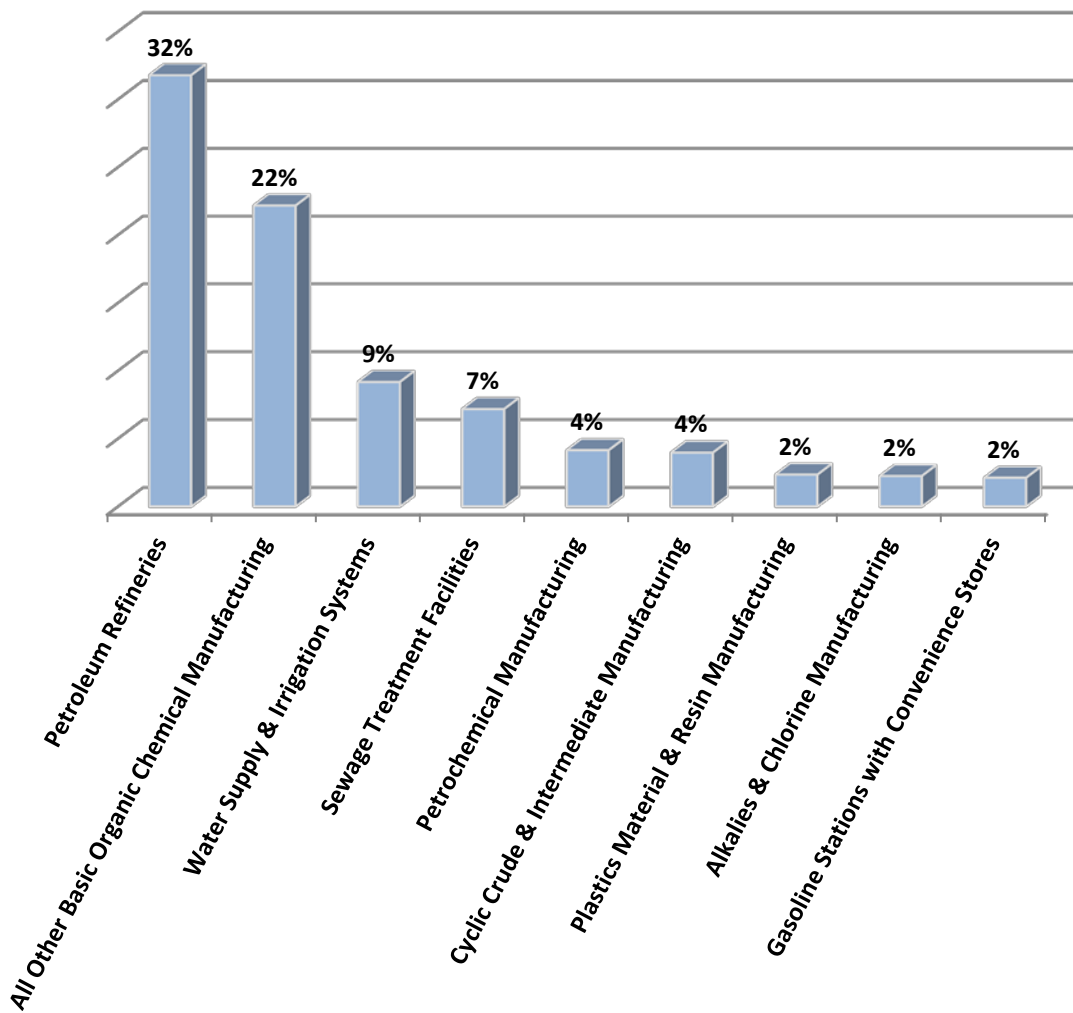
Of the 1,869 regulated entities that were issued civil and administrative orders, 388 (21%) of the regulated entities had previous enforcement orders, and 284 (16%) had previous violations that were the same or similar. The highest percentage of industry types with previous orders issued included Petroleum Refineries, Plastic Material and Resin Manufacturing, Water Supply and Irrigation Systems, Petrochemical Manufacturing, Wired Telecommunications Carriers, All other Basic Organic Chemical Manufacturing, and Gasoline Stations with Convenience Stores (see Figure 4-3).

**Figure 4-3: Percent of Industry Types with Previous Orders**



The highest percentage of industry types for regulated entities with same or similar violations included in prior enforcement orders included Petroleum Refineries, Organic Chemical Manufacturing, Water Supply and Irrigation Systems, Sewage Treatment Facilities, Petrochemical Manufacturing, Cyclic Crude and Intermediate Manufacturing, and Plastics Material and Resin Manufacturing, Alkalies and Chlorine Manufacturing, and Gasoline Stations with Convenience Stores (see Figure 4-4).

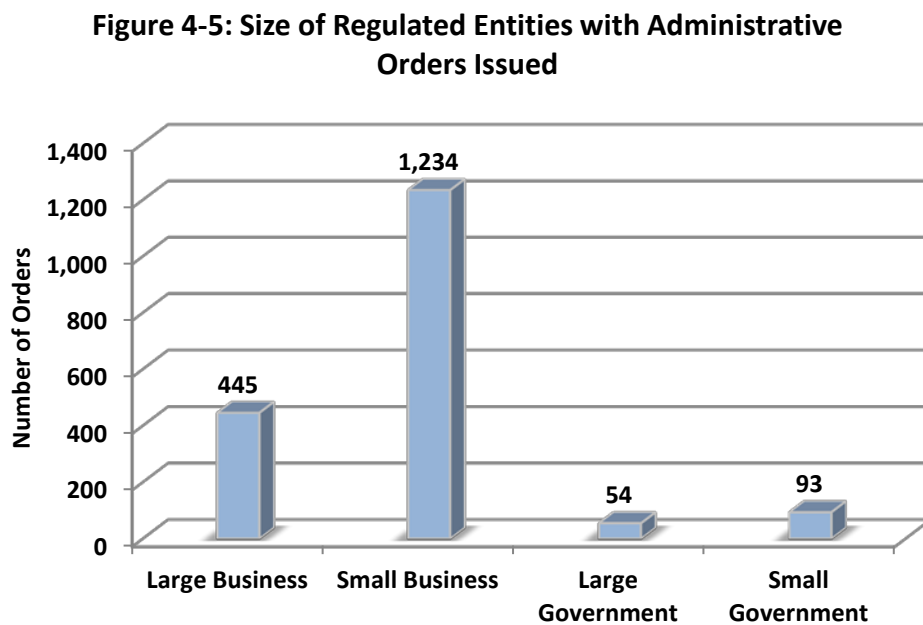
**Figure 4-4: Percent of Industry Types with Same or Similar Violations**



Administrative Orders address regulated entities of varying sizes. Of those orders issued in FY 2012, small businesses received 68% of the orders issued, 24% were issued to large businesses, 3% were issued to large governments, and 5% were issued to small governments. Figure 4-5 depicts the breakdown of the size of business or local government with orders issued during the year.

A small business is defined as any person, firm, or business that employs fewer than 100 full-time employees. A small government is defined as a city with a population of less than 5,000 or a county with a population of less than 25,000.

**Figure 4-5: Size of Regulated Entities with Administrative Orders Issued**



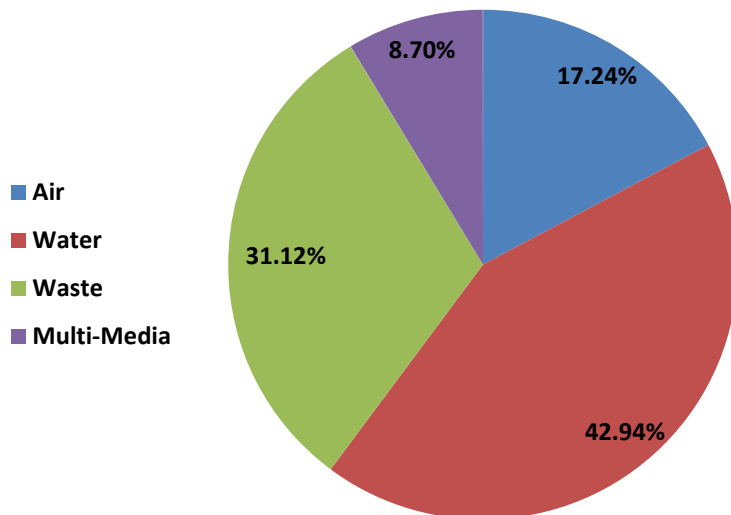
Of the 1,874 Orders issued (Civil and Administrative) in FY 2012, there were 5,962 violations alleged with 11,002 citations of rules, statutes, permits, or orders. Of all of the citations documented, 86% were for violations of rules or statutes, 12% were for violations of permit provisions, and 2% was for violations of orders issued. Table 4-1 lists the highest percentage of rule or statutory citations included in orders issued in FY 2012. Figure 4-6 depicts the most frequently cited rules or statutes by Media Type.

**Table 4-1: Percent of Citations in Orders Issued**

| <b>Table 4-1: Percent of Citations in Orders Issued</b>                               |  |                |
|---|--|----------------|
| <b>Media</b>  | <b>Section of Rule Cited</b>   | <b>Percent</b> |
| Water   | 30 TEX. ADMIN. CODE §290.110 – Disinfectant Residuals  | 9.34           |
| Waste   | TEX. WATER CODE §26.3475 – Release Detection Requirements, Spill and Overfill Prevention, Corrosion Protection | 8.33           |
| Air   | TEX. HEALTH AND SAFETY CODE §382.085 – Unauthorized Emissions Prohibited                                       | 7.57           |
| Waste   | 30 TEX. ADMIN. CODE §334.50 – Release Detection  | 7.15           |
| Multi-Media   | 30 TEX. ADMIN. CODE §305.125 – Consolidated Permits Standard Permits and Conditions                            | 5.86           |
| Water   | 30 TEX. ADMIN. CODE §290.109 – Microbial Contaminants  | 5.13           |
| Water   | 30 TEX. ADMIN. CODE §290.122 – Public Notification   | 4.02           |
| Water   | TEX. HEALTH AND SAFETY CODE §341.033 – Protection of Public Water Supplies                                     | 3.10           |
| Waste   | 30 TEX. ADMIN. CODE §334.8 – Certification for Underground Storage Tanks                                       | 3.09           |
| Water   | TEX. WATER CODE §26.121 – Unauthorized Discharges Prohibited   | 2.63           |
| Air   | 30 TEX. ADMIN. CODE §122.143 – General Terms and Conditions of Permits   | 2.35           |
| Water   | 30 TEX. ADMIN. CODE §290.46 – Minimum Acceptable Operating Practices for Public Drinking Water Systems         | 2.28           |
| Air   | 30 TEX. ADMIN. CODE §116.115 – General and Special Conditions of New Source Review Permits                     | 1.70           |
| Water   | 30 TEX. ADMIN. CODE §290.106 – Inorganic Contaminants  | 1.44           |
| Waste   | 30 TEX. ADMIN. CODE §334.49 – Corrosion Protection   | 1.32           |
| Waste   | 30 TEX. ADMIN. CODE §334.10 – Reporting and Recordkeeping  | 1.08           |
| Water   | TEX. HEALTH AND SAFETY CODE §341.0315 – Public Drinking Water Supply System Requirements                       | 1.00           |
| <b>Additional citations of less than 1% frequency are not included in this table.</b> |  |                |

**Figure 4-6: Percent of Most Frequently Cited Rules or Statutes by Media Types**

Figure 4-6: Percent of Most Frequently Cited Rules or Statutes by Media Types



Note: The chart above only includes an analysis of the data included in Table 4-1 and does not include information on the citations that were of less than 1% frequency.

House Bill (HB) 2912, 77th Legislative Session, 2001, required the Commission to "develop a uniform standard for evaluating compliance history." This legislation placed additional requirements on the TCEQ to track and consider the compliance history of businesses and industries when issuing permits, assessing penalties, considering whether to conduct unannounced investigations, and deciding whether a regulated entity can participate in innovative environmental programs.

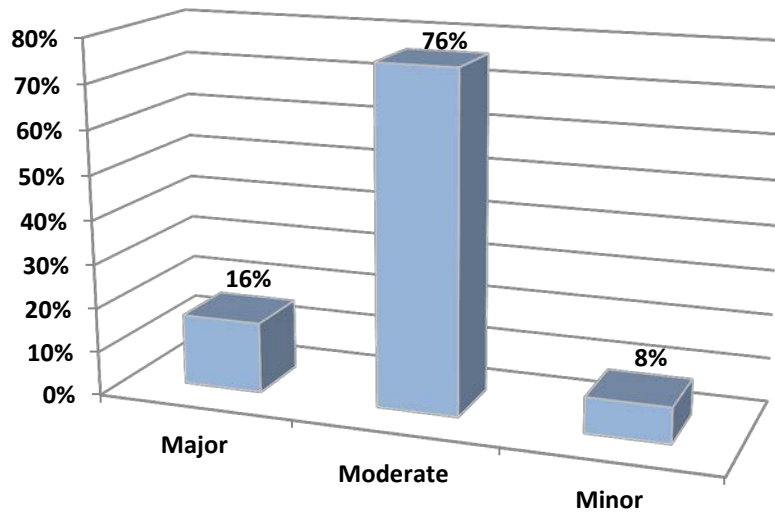
Regulated entities are classified according to a three-tiered rating system. "High" performers are those with an above-average compliance record. "Average" performers have generally complied with environmental regulations, and "poor" performers have a below-average record. By law, poor performers cannot receive or renew a flexible permit nor use a wastewater general permit. They also are not allowed to participate in innovative programs or to receive notices of scheduled compliance investigations.

The program sets up a point system for various violations, criminal convictions, and federal orders. These points may be offset by mitigating factors, such as implementation of a voluntary pollution-reduction program or voluntary disclosure of violations. The point system is based on several factors, including whether a documented violation of an applicable legal requirement is of major, moderate, or minor significance. The Commission's rationale for categorizing the

violations as either major, moderate, or minor, is based on its experience in evaluating the severity of various violations and their impacts, or potential impacts, to human health and the environment.

Figure 4-7 depicts the percentage of major, moderate and minor violations included in Orders issued in FY 2012. The highest percentages of violations were of moderate severity.

**Figure 4-7: Severity of Violations Included in Orders Issued**



HB 2694, 82<sup>nd</sup> Legislature, 2011, required the Commission to make changes to the compliance history rule. In 2012, the TCEQ adopted revisions to 30 Texas Administrative Code Chapter 60 (Compliance History) to implement the changes required by HB 2694. These revisions allow the Commission to use new standards instead of the existing uniform standard for evaluating and using compliance history. In addition, the adopted rule modifies the components and formula of compliance history in order to provide a more accurate measure of regulated entities' performance and make compliance history a more effective regulatory tool. These changes will be reflected in compliance history information for FY 2013.

# Assessment of Emissions Events

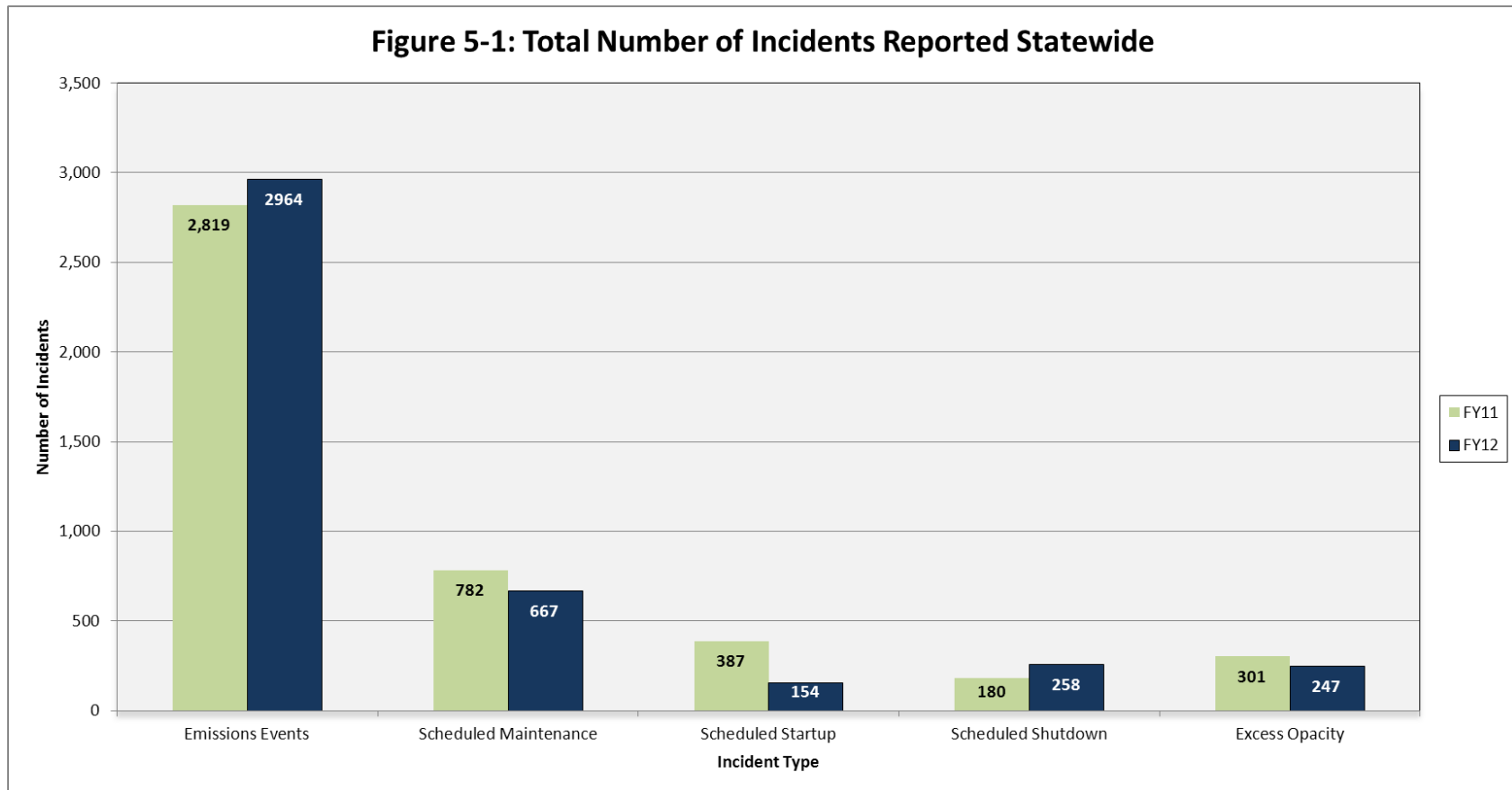
## Background

Subchapter F of 30 Texas Administrative Code (TAC), Chapter 101 (relating to Emissions Events and Scheduled Maintenance, Startup, and Shutdown Activities) contains the regulatory requirements relating to emissions events, opacity events, and scheduled maintenance, startup, and shutdown activities. The rule also incorporates the statutory requirements of Texas Health & Safety Code §§382.0215 and 382.0216. For clarification, emissions events are upset events or unscheduled maintenance, startup, or shutdown activities, from a common cause that results in unauthorized emissions of air contaminants. On the other hand, scheduled maintenance, startup, or shutdown activities are those activities performed by the regulated entity owner or operator that require prior notice and a final report per the TCEQ rules.

## Reported Incidents

The overall number of incidents reported under 30 TAC Chapter 101, Subchapter F decreased slightly from 4,469 in FY 2011 to 4,290 in FY 2012, a 4% decrease. See Table 5-1 below for the complete set of data by TCEQ region related to the total number of reported incidents for FY 2012.

**Figure 5-1: Total Number of Incidents Reported Statewide**





**Table 5-1: FY12 Total Number of Incidents Reported Statewide under 30 TAC ch.101, Subchapter F**

| <b>Table 5-1: FY 2012 Total Number of Incidents Reported Statewide under 30 TAC Ch. 101, Subchapter F</b> |                         |                              |                            |                           |                       |              |
|---|-------------------------|------------------------------|----------------------------|---------------------------|-----------------------|--------------|
| <b>Region</b>   | <b>Emissions Events</b> | <b>Scheduled Maintenance</b> | <b>Scheduled Shut-down</b> | <b>Scheduled Start-up</b> | <b>Excess Opacity</b> | <b>Total</b> |
| <b>REGION 01 - AMARILLO</b>   | 82                      | 12                           | 7                          | 15                        | 15                    | 131          |
| <b>REGION 02 - LUBBOCK</b>  | 102                     | 61                           | 5                          | 7                         | 0                     | 175          |
| <b>REGION 03 - ABILENE</b>  | 33                      | 35                           | 9                          | 4                         | 2                     | 83           |
| <b>REGION 04 - DFW METROPLEX</b>  | 44                      | 35                           | 3                          | 5                         | 19                    | 106          |
| <b>REGION 05 - TYLER</b>  | 98                      | 77                           | 44                         | 77                        | 28                    | 324          |
| <b>REGION 06 - EL PASO</b>  | 8                       | 0                            | 0                          | 0                         | 1                     | 9            |
| <b>REGION 07 - MIDLAND</b>  | 1,510                   | 112                          | 11                         | 5                         | 3                     | 1,641        |
| <b>REGION 08 - SAN ANGELO</b>   | 89                      | 20                           | 0                          | 0                         | 0                     | 109          |
| <b>REGION 09 - WACO</b>   | 39                      | 14                           | 22                         | 27                        | 30                    | 132          |
| <b>REGION 10 - BEAUMONT</b>   | 245                     | 62                           | 8                          | 11                        | 18                    | 344          |
| <b>REGION 11 - AUSTIN</b>   | 23                      | 16                           | 10                         | 10                        | 12                    | 71           |
| <b>REGION 12 - HOUSTON</b>  | 308                     | 87                           | 7                          | 33                        | 38                    | 473          |
| <b>REGION 13 - SAN ANTONIO</b>  | 27                      | 5                            | 2                          | 4                         | 70                    | 108          |
| <b>REGION 14 - CORPUS CHRISTI</b>   | 209                     | 121                          | 23                         | 58                        | 2                     | 413          |
| <b>REGION 15 - HARLINGEN</b>  | 10                      | 1                            | 2                          | 0                         | 0                     | 13           |
| <b>REGION 16 - LAREDO</b>   | 137                     | 9                            | 1                          | 2                         | 9                     | 158          |
| <b>Total</b>  | <b>2,964</b>            | <b>667</b>                   | <b>154</b>                 | <b>258</b>                | <b>247</b>            | <b>4,290</b> |

## Reported Incidents continued

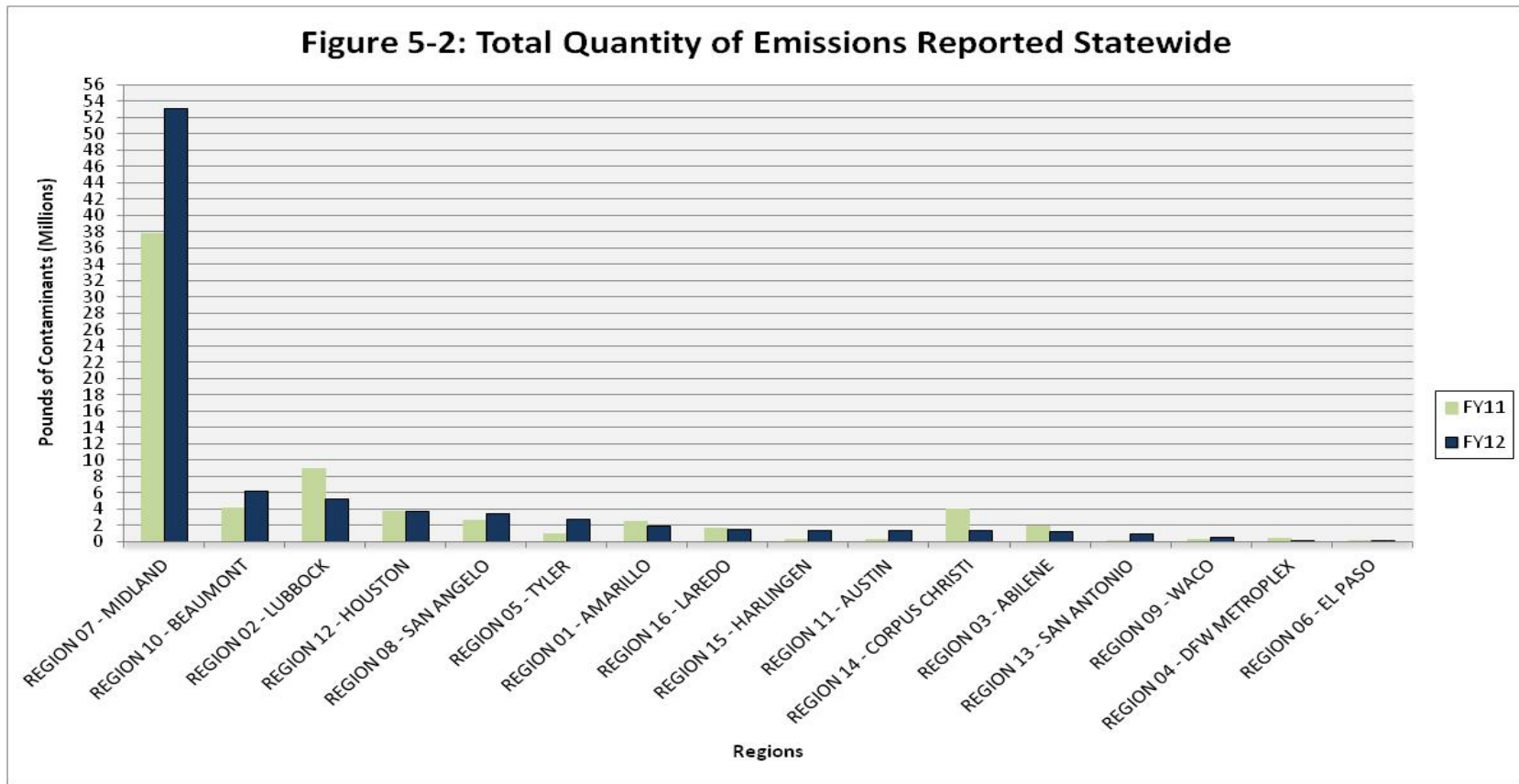
Table 5-2 below displays data related to incidents reported by Standard Industrial Classification (SIC) Code sectors. These ten SIC Code sectors reported the most incidents during FY 2012.

**Table 5-2: FY 2012 Incidents Reported by SIC Code under 30 Tex. Admin. Code Chapter 101, Subchapter F**

| <b>Table 5-2: FY 2012 Incidents Reported by SIC Code under 30 Tex. Admin. Code Chapter 101, Subchapter F<br/>Listed by SIC Code</b> |                             |                                  |                              |                               |                           |              |
|---|-----------------------------|----------------------------------|------------------------------|-------------------------------|---------------------------|--------------|
| <b>Standard Industrial Classification (SIC) Code</b>  | <b>Emissions<br/>Events</b> | <b>Scheduled<br/>Maintenance</b> | <b>Scheduled<br/>Startup</b> | <b>Scheduled<br/>Shutdown</b> | <b>Excess<br/>Opacity</b> | <b>Total</b> |
| <b>1311: Crude Petroleum and Natural Gas</b>  | 1,020                       | 109                              | 5                            | 12                            | 4                         | 1,150        |
| <b>1321: Natural Gas Liquids</b>  | 603                         | 82                               | 16                           | 11                            | 17                        | 729          |
| <b>2911: Petroleum Refining</b>   | 309                         | 23                               | 14                           | 2                             | 16                        | 364          |
| <b>4911: Electric Services</b>  | 24                          | 76                               | 100                          | 88                            | 69                        | 357          |
| <b>2869: Industrial Organic Chemicals</b>   | 256                         | 33                               | 10                           | 8                             | 12                        | 319          |
| <b>4922: Natural Gas Transmission</b>   | 218                         | 24                               | 0                            | 0                             | 2                         | 244          |
| <b>2819: Industrial Inorganic Chemicals</b>   | 126                         | 19                               | 50                           | 22                            | 5                         | 222          |
| <b>2821: Plastics Materials</b>   | 34                          | 93                               | 1                            | 0                             | 3                         | 131          |
| <b>3241: Cement</b>   | 11                          | 27                               | 5                            | 3                             | 73                        | 119          |
| <b>2493: Reconstituted Wood Products</b>  | 3                           | 63                               | 0                            | 0                             | 4                         | 70           |

## Total Quantity of Emissions

The reported quantity of emissions from FY 2011 to FY 2012 increased from 69,052,877 pounds to 84,603,345, which is a 23% increase. Significant decreases were experienced in the Lubbock, Corpus Christi, and Abilene regions. The Midland region saw a large increase in emissions. The large increase in the Midland region was attributed to oil and gas production growth that outpaced expectations and exceeded the infrastructure capacity of the Permian Basin. Other regions with a significant increase in emissions include Beaumont and Tyler. See Table 5-3 below for the complete set of data related to pounds of contaminants emitted from regulated entities in each TCEQ region for FY 2012. Figure 5-2: Total Quantity of Emissions Reported Statewide



**Table 5-3: FY 2012 Total Quantity of Emissions (in pounds) Reported Statewide under 30 Tex. Admin. Code Ch. 101, Subchapter F**

| <b>Table 5-3: FY 2012 Total Quantity of Emissions (in pounds) Reported Statewide under 30 Tex. Admin. Code Ch. 101 Subchapter F</b> |                         |                              |                          |                           |                       |                   |
|---|-------------------------|------------------------------|--------------------------|---------------------------|-----------------------|-------------------|
| <b>Region</b>   | <b>Emissions Events</b> | <b>Scheduled Maintenance</b> | <b>Scheduled Startup</b> | <b>Scheduled Shutdown</b> | <b>Excess Opacity</b> | <b>Total</b>      |
| <b>REGION 07 - MIDLAND</b>  | 50,422,864              | 2,231,310                    | 36,319                   | 360,909                   | 310                   | <b>53,051,712</b> |
| <b>REGION 10 - BEAUMONT</b>   | 5,669,443               | 122,502                      | 186,626                  | 190,893                   | 1,278                 | <b>6,170,741</b>  |
| <b>REGION 02 - LUBBOCK</b>  | 3,270,166               | 1,921,505                    | 26,100                   | 1,838                     | 0                     | <b>5,219,609</b>  |
| <b>REGION 12 - HOUSTON</b>  | 3,389,763               | 151,967                      | 195,638                  | 5,278                     | 3,182                 | <b>3,745,829</b>  |
| <b>REGION 08 - SAN ANGELO</b>   | 1,715,091               | 1,732,541                    | 0                        | 0                         | 0                     | <b>3,447,632</b>  |
| <b>REGION 05 - TYLER</b>  | 2,469,176               | 143,793                      | 49,295                   | 109,749                   | 1,229                 | <b>2,773,242</b>  |
| <b>REGION 01 - AMARILLO</b>   | 1,654,543               | 263,800                      | 6,464                    | 82                        | 835                   | <b>1,925,723</b>  |
| <b>REGION 16 - LAREDO</b>   | 1,247,435               | 217,513                      | 8,769                    | 0                         | 270                   | <b>1,473,988</b>  |
| <b>REGION 15 - HARLINGEN</b>  | 1,367,935               | 21,198                       | 0                        | 7,773                     | 0                     | <b>1,396,906</b>  |
| <b>REGION 11 - AUSTIN</b>   | 287,678                 | 1,098,077                    | 895                      | 739                       | 960                   | <b>1,388,349</b>  |
| <b>REGION 14 - CORPUS CHRISTI</b>   | 1,209,106               | 47,709                       | 35,630                   | 864                       | 67                    | <b>1,293,377</b>  |
| <b>REGION 03 - ABILENE</b>  | 767,494                 | 461,144                      | 140                      | 5,388                     | 122                   | <b>1,234,288</b>  |
| <b>REGION 13 - SAN ANTONIO</b>  | 850,929                 | 16,514                       | 183                      | 48                        | 3,059                 | <b>870,733</b>    |
| <b>REGION 09 - WACO</b>   | 302,904                 | 124,856                      | 64,216                   | 25,823                    | 1,442                 | <b>519,240</b>    |
| <b>REGION 04 - DFW METROPLEX</b>  | 61,005                  | 1,299                        | 123                      | 227                       | 1,299                 | <b>63,953</b>     |
| <b>REGION 06 - EL PASO</b>  | 27,956                  | 0                            | 0                        | 0                         | 67                    | <b>28,023</b>     |
| <b>Total</b>  | <b>74,713,487</b>       | <b>8,555,729</b>             | <b>610,399</b>           | <b>709,610</b>            | <b>14,120</b>         | <b>84,603,345</b> |

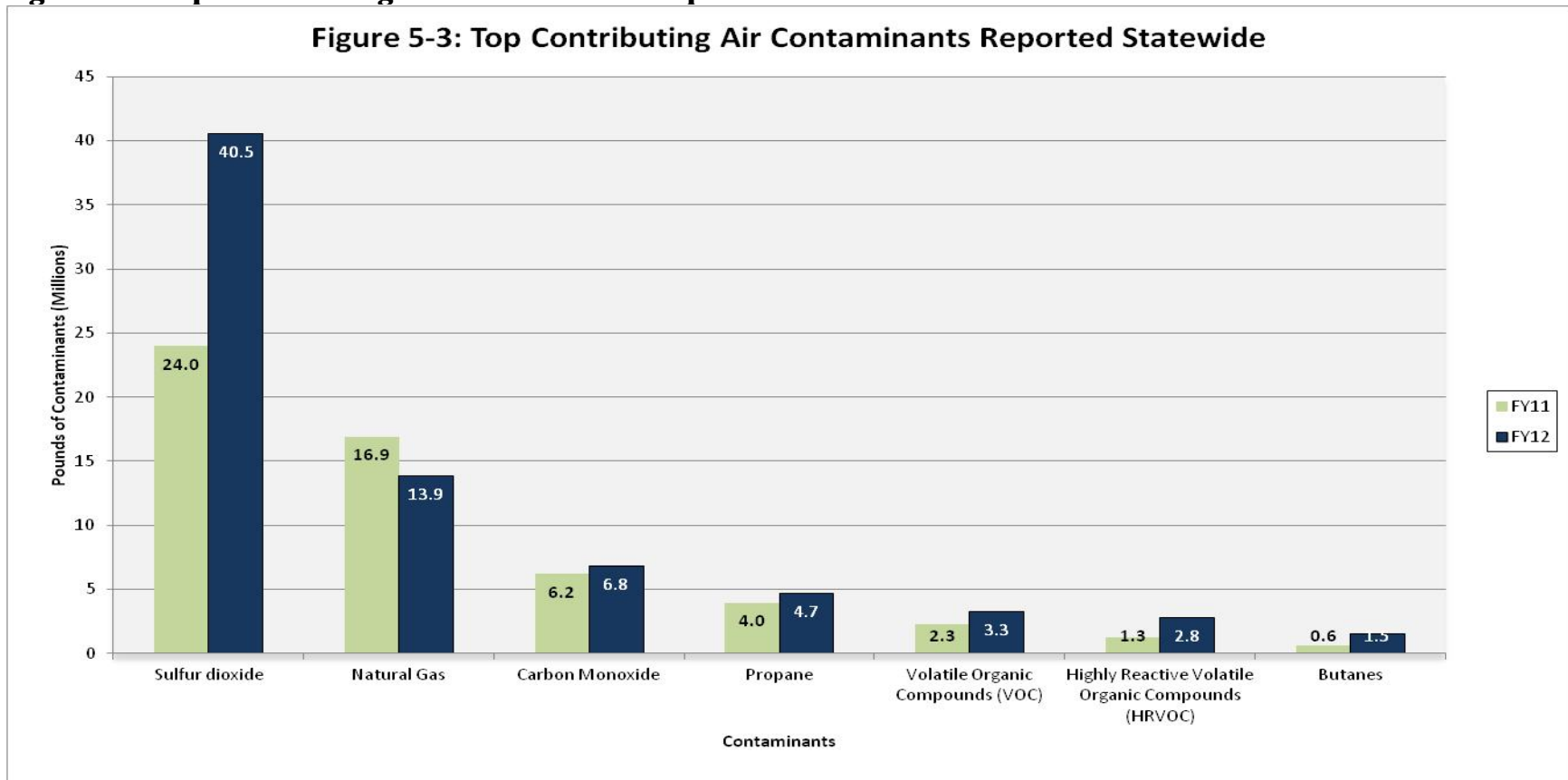
Please note the quantities of emissions are rounded to the nearest pound.

## Top Contributing Air Contaminants

Sulfur dioxide comprised the greatest quantity, 40.5 million pounds, of all the contaminants reported under 30 TAC Chapter 101, Subchapter F for FY2012. For this discussion, the term HRVOCs is used to describe the following groups of contaminants:

Butadienes, Butenes, Ethylene, and Propylene. There was an overall increase in the amount of HRVOCs reported from 1,258,011 in FY 2011 to 2,806,402 in FY 2012. See Table 5-4 below for the complete set of data related to the major contaminants released and reported in FY 2012.

**Figure 5-3: Top Contributing Air Contaminants Reported Statewide**



**Table 5-4: FY 2012 Total Quantity of Air Contaminants (in pounds) Reported Statewide under 30 Tex. Admin. Code. Ch. 101, Subchapter F**

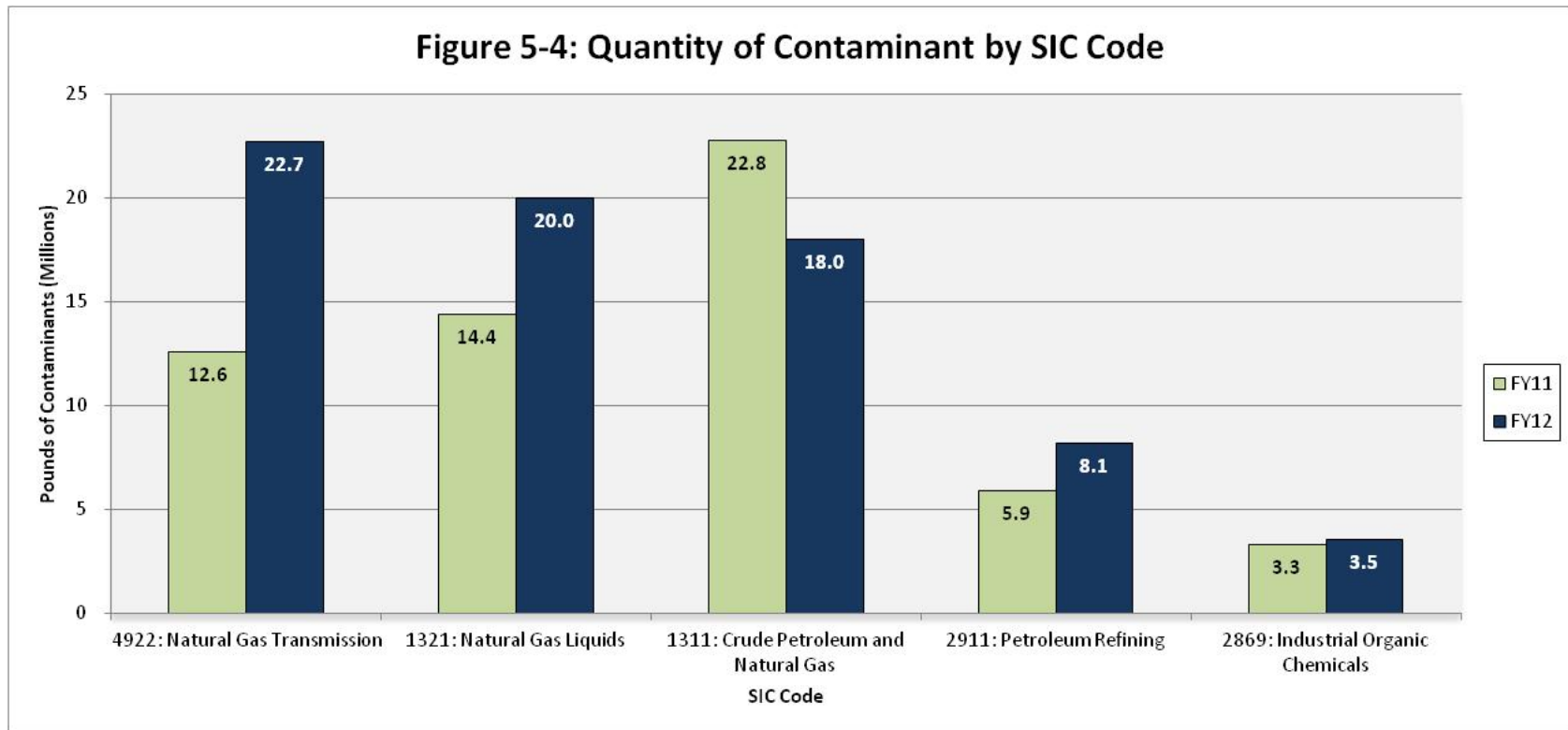
| <b>Table 5-4: FY 2012 Total Quantity of Air Contaminants (in pounds) Reported Statewide under 30 Tex. Admin. Code Ch. 101 Subchapter F</b> |                         |                              |                          |                           |                   |
|--|-------------------------|------------------------------|--------------------------|---------------------------|-------------------|
| <b>Contaminant Reported</b>  | <b>Emissions Events</b> | <b>Scheduled Maintenance</b> | <b>Scheduled Startup</b> | <b>Scheduled Shutdown</b> | <b>Total</b>      |
| <b>Sulfur dioxide</b>  | 37,242,471              | 3,024,559                    | 129,552                  | 137,587                   | <b>40,534,168</b> |
| <b>Natural Gas</b>   | 13,373,431              | 413,028                      | 86,544                   | 5,422                     | <b>13,878,424</b> |
| <b>Carbon Monoxide</b>   | 4,817,450               | 1,692,362                    | 26,350                   | 259,221                   | <b>6,795,383</b>  |
| <b>Propane</b>   | 4,096,230               | 558,860                      | 10,064                   | 3,529                     | <b>4,668,683</b>  |
| <b>Volatile Organic Compounds (VOC)</b>  | 2,490,338               | 460,638                      | 274,017                  | 48,245                    | <b>3,273,238</b>  |
| <b>Butanes</b>   | 1,317,455               | 195,154                      | 259                      | 4,087                     | <b>1,516,955</b>  |
| <b>Highly Reactive Volatile Organic Compounds (HRVOC)</b>  |                         |                              |                          |                           |                   |
| Butadienes   | 55,520                  | 2,054                        | 2,287                    | 502                       | 60,362            |
| Butenes  | 276,960                 | 1,244                        | 1,824                    | 15                        | 280,042           |
| Ethylene   | 743,043                 | 34,258                       | 24,290                   | 50,006                    | 851,596           |
| Propylene  | 1,596,081               | 1,447                        | 1,873                    | 15,000                    | 1,614,401         |
| <b>HRVOC Total</b>   | <b>2,671,604</b>        | <b>39,003</b>                | <b>30,273</b>            | <b>65,522</b>             | <b>2,806,402</b>  |

**Please note the quantities of emissions are rounded to the nearest pound. The HRVOC total is also a component of the VOC total.**

## Quantity of Contaminants by SIC Code

The top source category for reported contaminants in FY 2012 was SIC Code 4922 (Natural Gas Transmission) at 22,704,308 pounds, which is 31% of the total air contaminants reported. The second largest quantity of reported contaminants was from SIC Code 1321 (Natural Gas Liquids) at 19,963,289 pounds, and was 28% of the total air contaminants reported. SIC Code 1311 (Crude Petroleum and Natural Gas) reported the third highest quantity at 17,965,429 pounds, and 25% of the total air contaminants reported. See Table 5-5 below for the complete set of data related to contaminants reported by SIC Code for FY 2012.

**Figure 5-4: Quantity of Contaminants by SIC Code**



**Table 5-5: FY 2012 Total Quantity of Air Contaminants (in pound) by SIC Code Reported Statewide under 30 Tex. Admin. Code Chapter 101, Subchapter F**

| <b>Table 5-5: FY 2012 Total Quantity of Air Contaminants (in Pounds) by SIC Code Reported Statewide under 30 Tex. Admin. Code Chapter 101, Subchapter F</b> |                         |                              |                          |                           |                       |                   |
|---|-------------------------|------------------------------|--------------------------|---------------------------|-----------------------|-------------------|
| <b>Standard Industrial Classification (SIC) Code</b>  | <b>Emissions Events</b> | <b>Scheduled Maintenance</b> | <b>Scheduled Startup</b> | <b>Scheduled Shutdown</b> | <b>Excess Opacity</b> | <b>Total</b>      |
| <b>4922: Natural Gas Transmission</b>   | 22,295,666              | 408,517                      | 0                        | 0                         | 125                   | <b>22,704,308</b> |
| <b>1321: Natural Gas Liquids</b>  | 16,579,291              | 3,176,434                    | 90,179                   | 115,745                   | 1,640                 | <b>19,963,289</b> |
| <b>1311: Crude Petroleum and Natural Gas</b>  | 15,404,690              | 2,110,560                    | 64,026                   | 386,003                   | 150                   | <b>17,965,429</b> |
| <b>2911: Petroleum Refining</b>   | 7,715,599               | 360,285                      | 64,022                   | 1,790                     | 1,462                 | <b>8,143,158</b>  |
| <b>2869: Industrial Organic Chemicals</b>   | 3,061,742               | 122,359                      | 164,370                  | 190,993                   | 938                   | <b>3,540,402</b>  |

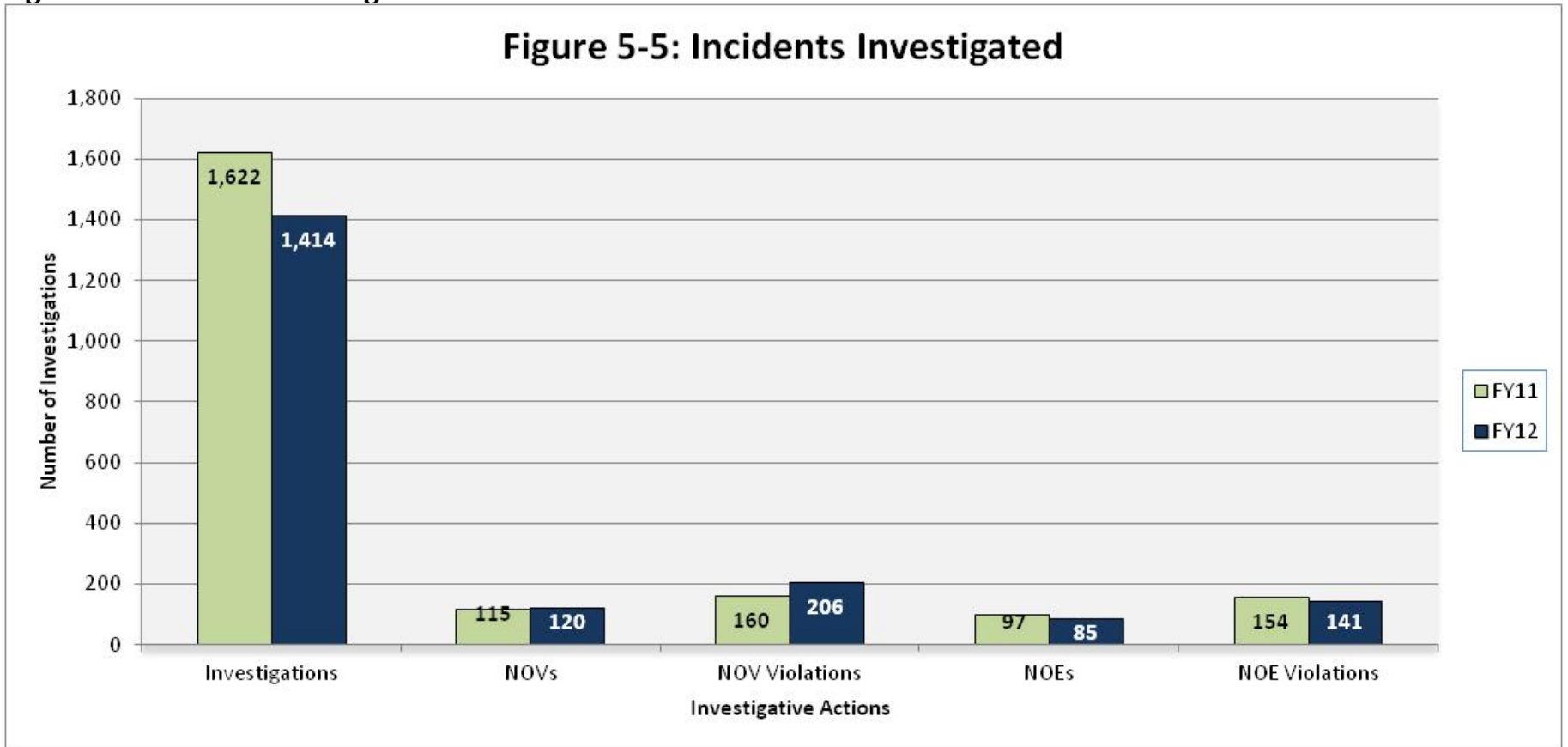
Please note the quantities of emissions are rounded to the nearest pound.



## Incidents Investigated

The number of investigations conducted under 30 TAC Chapter 101 decreased from 1,622 in FY 2011 to 1,414 in FY 2012. The number of Notices of Violation (NOVs) increased slightly from 115 in FY 2011 to 120 in FY 2012, and the number of Notices of Enforcement (NOEs) decreased from 97 in FY 2011 to 85 in FY 2012. See Table 5-6 below for the complete set of data related to investigations, NOVs, and NOEs in response to Scheduled Maintenance, Scheduled Shutdown, Scheduled Startup, Emissions Events, and Opacity for FY 2012.

**Figure 5-5: Incidents Investigated**



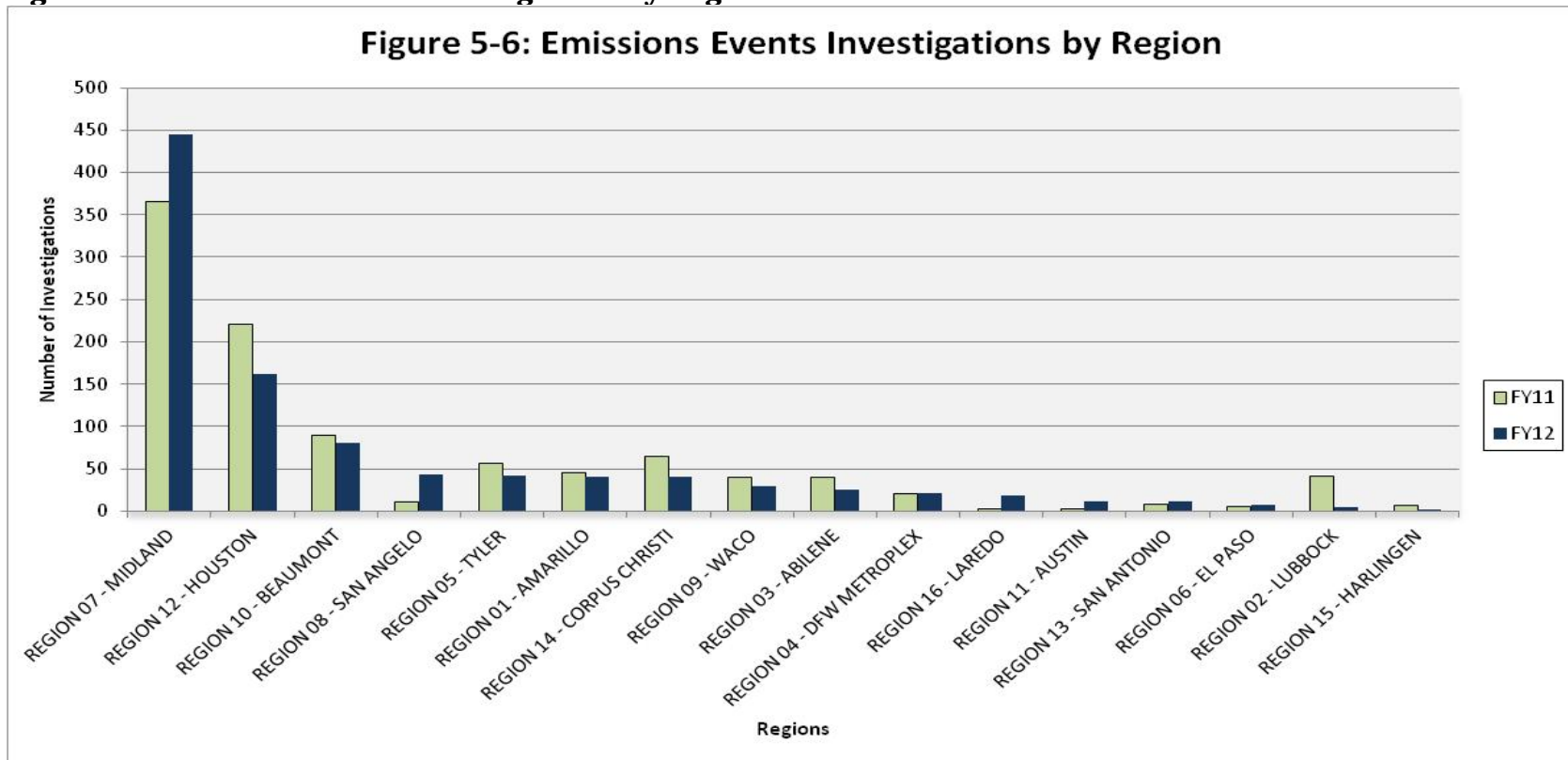
**Table 5-6: FY 2012 Agency Response to Incidents Reported under 30 Tex. Admin. Code Chapter 101, Subchapter F**

| <b>Table 5-6: FY 2012 Agency Response to Incidents Reported under 30 Tex. Admin. Code Chapter 101, Subchapter F</b> |                       |             |                       |             |                       |
|---|-----------------------|-------------|-----------------------|-------------|-----------------------|
| <b>Incident Type</b>  | <b>Investigations</b> | <b>NOVs</b> | <b>NOV Violations</b> | <b>NOEs</b> | <b>NOE Violations</b> |
| <b>Maintenance</b>  | 187                   | 4           | 25                    | 2           | 11                    |
| <b>Scheduled Shutdown</b>   | 62                    | 1           | 1                     | 0           | 0                     |
| <b>Scheduled Startup</b>  | 70                    | 5           | 8                     | 0           | 0                     |
| <b>Emissions Events</b>   | 986                   | 93          | 146                   | 83          | 130                   |
| <b>Excess Opacity</b>   | 109                   | 17          | 26                    | 0           | 0                     |
| <b>Total</b>  | <b>1,414</b>          | <b>120</b>  | <b>206</b>            | <b>85</b>   | <b>141</b>            |

## Emissions Events Investigations by Region

The total number of Emissions Event (EE) Investigations decreased from 1,019 in FY 2011 to 986 in FY 2012. Some examples of investigations completed in response to reported EEs are as follows: The Midland region conducted 445 investigations in response to receiving 1,510 EE incident reports. The Houston region conducted 162 investigations in response to receiving 308 EE incident reports. The Beaumont region conducted 80 investigations in response to receiving 245 EE incident reports. See Tables 5-7 and 5-8 below for the complete set of FY 2012 data related to EE incidents reported and EE Investigations, respectively.

**Figure 5-6: Emissions Events Investigations by Region**



**Table 5-7: FY 2012 Total Number of Emissions Events (EE) Incidents Reported Statewide under 30 TAC Ch. 101, Subchapter F**

| <b>Table 5-7: FY 2012 Total Number of Emissions Events (EE) Incidents Reported Statewide under 30 TAC Ch. 101, Subchapter F</b> |                     |
|---|---------------------|
| <b>Region</b>   | <b>EE Incidents</b> |
| <b>REGION 07 - MIDLAND</b>  | 1,510               |
| <b>REGION 12 - HOUSTON</b>  | 308                 |
| <b>REGION 10 - BEAUMONT</b>   | 245                 |
| <b>REGION 14 - CORPUS CHRISTI</b>   | 209                 |
| <b>REGION 16 - LAREDO</b>   | 137                 |
| <b>REGION 02 - LUBBOCK</b>  | 102                 |
| <b>REGION 05 - TYLER</b>  | 98                  |
| <b>REGION 08 - SAN ANGELO</b>   | 89                  |
| <b>REGION 01 - AMARILLO</b>   | 82                  |
| <b>REGION 04 - DFW METROPLEX</b>  | 44                  |
| <b>REGION 09 - WACO</b>   | 39                  |
| <b>REGION 03 - ABILENE</b>  | 33                  |
| <b>REGION 13 - SAN ANTONIO</b>  | 27                  |
| <b>REGION 11 - AUSTIN</b>   | 23                  |
| <b>REGION 15 - HARLINGEN</b>  | 10                  |
| <b>REGION 06 - EL PASO</b>  | 8                   |
| <b>Total</b>  | <b>2,964</b>        |

**Table 5-8: FY 2012 Agency Investigations of Emissions Events (EE) under 30 Tex Admin. Code Chapter 101, Subchapter F**

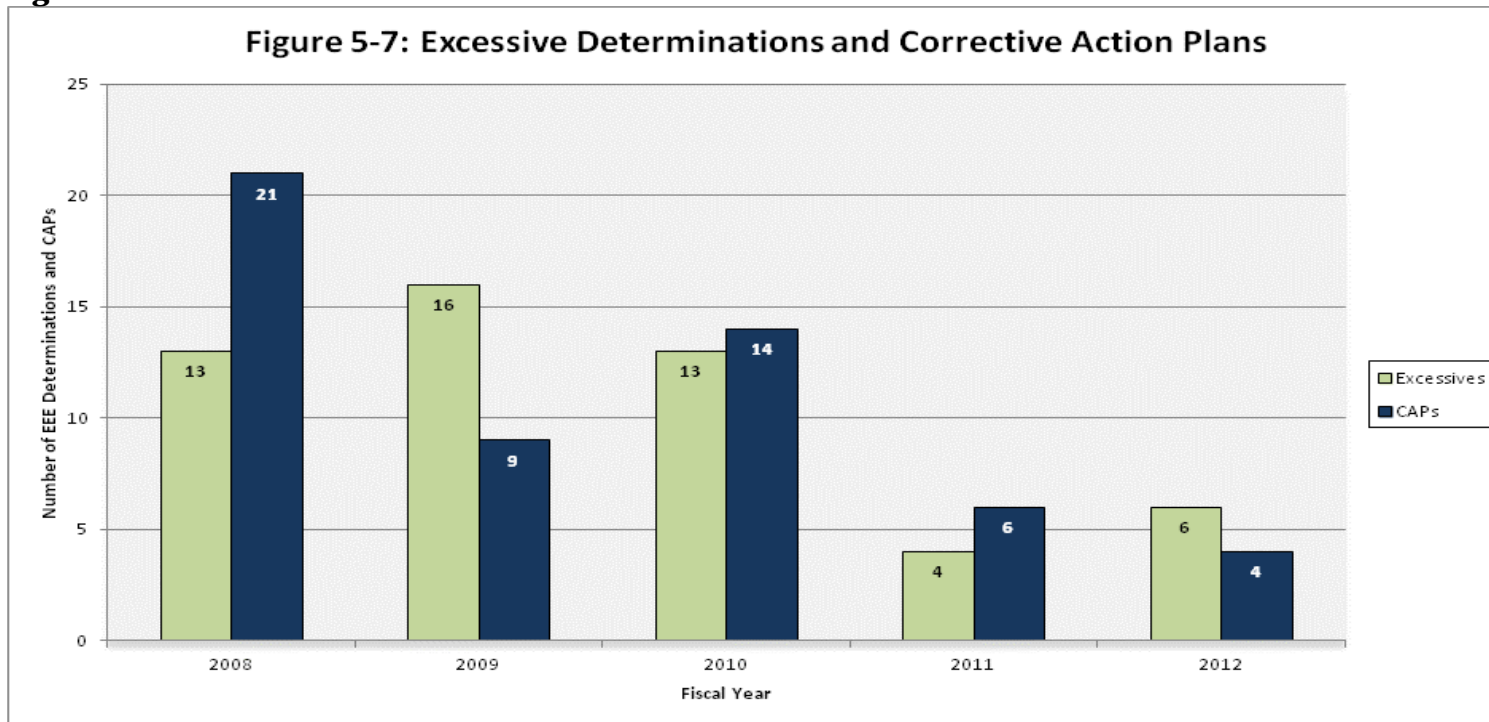
| <b>Table 5-8: FY 2012 Agency Investigations of Emissions Events (EE) under 30 Tex. Admin. Code Chapter 101, Subchapter F</b> |                          |
|--|--------------------------|
| <b>Region</b>  | <b>EE Investigations</b> |
| <b>REGION 07 - MIDLAND</b>   | <b>445</b>               |
| <b>REGION 12 - HOUSTON</b>   | <b>162</b>               |
| <b>REGION 10 - BEAUMONT</b>  | <b>80</b>                |
| <b>REGION 08 - SAN ANGELO</b>  | <b>43</b>                |
| <b>REGION 05 - TYLER</b>   | <b>42</b>                |
| <b>REGION 01 - AMARILLO</b>  | <b>41</b>                |
| <b>REGION 14 - CORPUS CHRISTI</b>  | <b>41</b>                |
| <b>REGION 09 - WACO</b>  | <b>29</b>                |
| <b>REGION 03 - ABILENE</b>   | <b>25</b>                |
| <b>REGION 04 - DFW METROPLEX</b>   | <b>21</b>                |
| <b>REGION 16 - LAREDO</b>  | <b>18</b>                |
| <b>REGION 11 - AUSTIN</b>  | <b>12</b>                |
| <b>REGION 13 - SAN ANTONIO</b>   | <b>12</b>                |
| <b>REGION 06 - EL PASO</b>   | <b>8</b>                 |
| <b>REGION 02 - LUBBOCK</b>   | <b>5</b>                 |
| <b>REGION 15 - HARLINGEN</b>   | <b>2</b>                 |
| <b>Total</b>   | <b>986</b>               |

Please note that every incident reported to the agency is reviewed by TCEQ staff. On some occasions multiple reported incidents may be included into one investigation. On other occasions the reported incident may not require additional investigation. Additionally, the EE investigation number reported here is a distinct count of emissions events investigations completed and does not relate to the Legislative Budget Board performance measure which reflects each instance when a review of records and/or operations was evaluated.

## Excessive Emissions Events

The number of Excessive Emissions Events determinations increased from 4 in FY 2011 to 6 in FY 2012. The number of approved Corrective Action Plans (CAP) decreased from 6 in FY 2011 to 4 in FY 2012. The difference in Excessive Emissions Events Determinations and CAPS is due to crossing the fiscal year date. See Table 5-9 below for the complete set of data. Regulated entities are required to file a CAP within 60 days after receiving notification that an emissions event was deemed excessive. A CAP must identify four things: the cause or causes of the excessive emissions event (including all contributing factors that led to the emissions event); the control devices or other measures that are reasonably designed to prevent or minimize similar emissions events in the future; operational changes the owner or operator will take to prevent or minimize similar emissions events in the future; and time frames within which the owner or operator will implement the components of the CAP.

**Figure 5-7: Excessive Determinations and Corrective Action Plans**



**Table 5-9: FY 2012 Excessive Emissions Events (EE) Determinations and Corrective Action Plans under 30 Tex. Admin Code Chapter 101, Subchapter F**

| <b>Table 5-9: FY 2012 Excessive Emissions Events (EE) Determinations and Corrective Action Plans under 30 Tex. Admin. Code Chapter 101, Subchapter F</b> |                     |                      |
|--|---------------------|----------------------|
| <b>Region</b>  | <b>Excessive EE</b> | <b>Approved CAPs</b> |
| <b>REGION 01 - AMARILLO</b>  | 0                   | 0                    |
| <b>REGION 02 - LUBBOCK</b>   | 0                   | 0                    |
| <b>REGION 03 - ABILENE</b>   | 0                   | 0                    |
| <b>REGION 04 - DFW METROPLEX</b>   | 0                   | 0                    |
| <b>REGION 05 - TYLER</b>   | 0                   | 0                    |
| <b>REGION 06 - EL PASO</b>   | 0                   | 0                    |
| <b>REGION 07 - MIDLAND</b>   | 0                   | 0                    |
| <b>REGION 08 - SAN ANGELO</b>  | 0                   | 0                    |
| <b>REGION 09 - WACO</b>  | 0                   | 0                    |
| <b>REGION 10 - BEAUMONT</b>  | 0                   | 0                    |
| <b>REGION 11 - AUSTIN</b>  | 0                   | 0                    |
| <b>REGION 12 - HOUSTON</b>   | 6                   | 4                    |
| <b>REGION 13 - SAN ANTONIO</b>   | 0                   | 0                    |
| <b>REGION 14 - CORPUS CHRISTI</b>  | 0                   | 0                    |
| <b>REGION 15 - HARLINGEN</b>   | 0                   | 0                    |
| <b>REGION 16 - LAREDO</b>  | 0                   | 0                    |
| <b>Total</b>   | <b>6</b>            | <b>4</b>             |

## Aggregate Production Operations

As a result of House Bill 571 (HB 571), the 82nd Legislative Session added a requirement in Tex. Water Code Chapter 28A for the registration and investigation of certain aggregate production operations (APOs). The law requires the Commission to conduct a physical survey of the state to identify all active APOs in the state and to ensure each active APO is registered. The law also requires the Commission to report the results of the survey, the number and general location of the registered APOs, the number of inspectors trained in multiple areas related to the investigations, the number of investigations conducted, and the results of the investigations.

Aggregates are materials used in construction, including sand, gravel, crushed and broken limestone, crushed and broken granite, dirt, soil, or caliche. The TCEQ adopted new rules implementing HB 571 on June 13, 2012. Those rules are codified in 30 TAC Chapter 342.

Exemptions from the requirements of the APO rules can be found in 30 TAC Chapter 342.1(1)(E).

The new rules require commercial APOs to:

- register with the TCEQ beginning September 1, 2012 (with a deadline of Oct. 30, 2012), and renew registration annually;
- pay registration fees; and
- be inspected every three years.

APOs that submit a Notice of Audit to conduct a self-audit under the Texas Environmental, Health, and Safety Audit Privilege Act (Audit Act) with their initial registration may postpone TCEQ inspection requirements until September 1, 2015.

In 2012, after consultation with a stakeholder group, a graduated fee structure was developed. The fee structure will be re-evaluated each year. Survey, registration, and compliance information has been sent to entities listed in the Water Quality Permits database, U.S. Geological Survey mining activities, the Texas Department of Transportation's Aggregate Quarry and Pit certification program, and the Mine Safety and Health Administration program. Information regarding the APO requirements has been incorporated in the TCEQ publications "News You Can Use" and "The Advocate". Information has also been provided to the Texas Aggregates and Concrete Association to provide to their members. Several stakeholder meetings were held prior to rule adoption.

The Small Business and Environmental Assistance Division developed guidelines for assisting those eligible APOs that are not able to perform self-audit evaluations to participate in the Compliance Commitment Site Visit Program.

After the initial registration period ends, staff will begin to conduct surveys and investigations of APO facilities.



## Results of Enforcement Actions

Since Fiscal Year 1998, the TCEQ has been compiling statistical information regarding the results of enforcement actions taken by the TCEQ and through cases referred to the Attorney General's Office. Once administrative or judicial orders are finalized, the Enforcement Division staff review each case and determine if the enforcement action had an impact or potential impact on public health and the environment. Staff also document some of the actions required to achieve compliance, including an estimate of the cost of compliance to the violators. This statistical data indicates that as a result of administrative and judicial orders in FY 2012, alleged violators spent more than \$109 million to correct violations and take steps necessary to protect the environment. Figure 7-1 illustrates the positive impact enforcement orders have on human health and the environment.

**Figure 7-1: Impact Analysis of Administrative and Civil Judicial Orders**

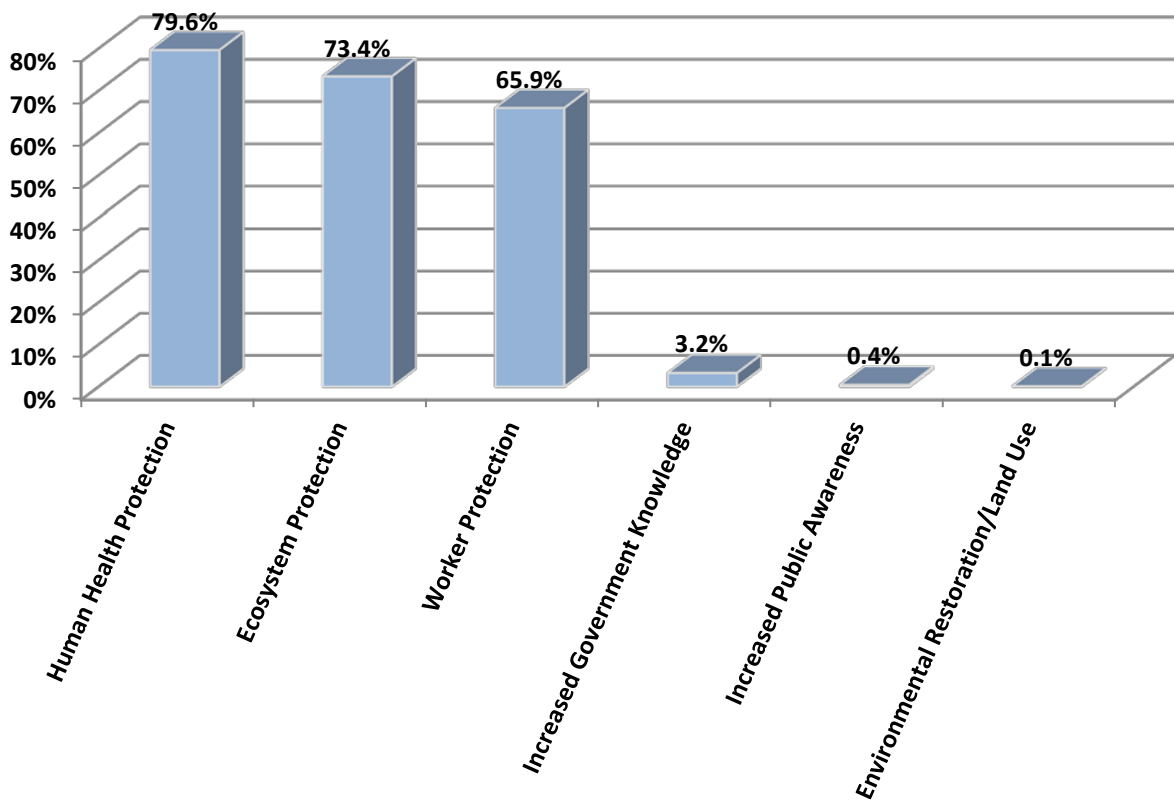


Figure 7-2 depicts the number of enforcement orders that resulted in the following: reduction of the use of hazardous chemicals; industrial process changes; emissions or discharge changes; storage or disposal changes; submittal of a permit application or amendment; environmental compliance promotion through dissemination of information to other members of the regulated community who are similarly situated; provision of public health care (either diagnostic or preventative) to members of the public who were potentially or actually affected by the violations; provision of emergency planning or preparedness equipment or assistance to local emergency response programs; or a decrease in the amount or toxicity of a pollutant (other than through a pollution prevention project).

**Figure 7-2: Results of Administrative and Civil Judicial Orders – Permitting and Process Changes**

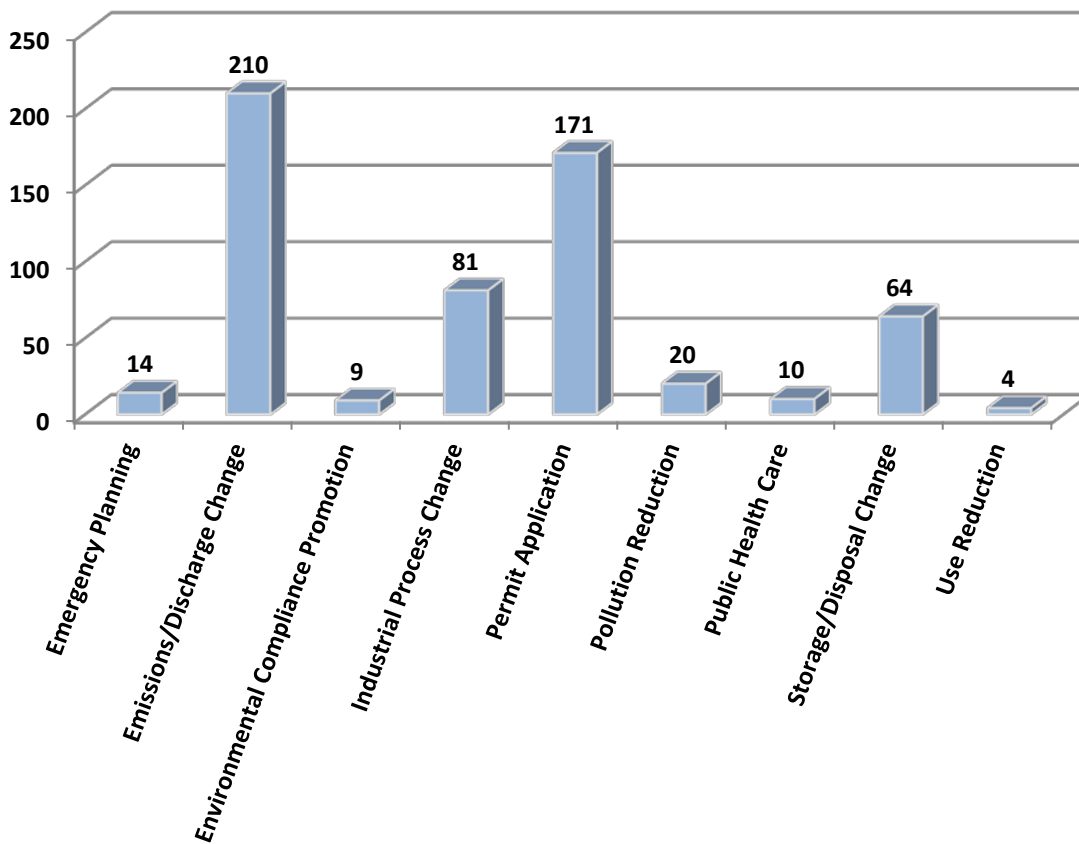


Figure 7-3 depicts the number of enforcement orders that resulted in the following: site assessment, remediation, restoration, or removal activities; auditing, testing, monitoring and/or sampling activities; labeling and manifesting of hazardous wastes; training; recordkeeping and/or reporting activities; and/or provision of site access to admit government officials for investigation and monitoring activities.

**Figure 7-3: Results of Administrative and Civil Judicial Orders – Clean Up, Monitoring, and Recordkeeping Requirements**

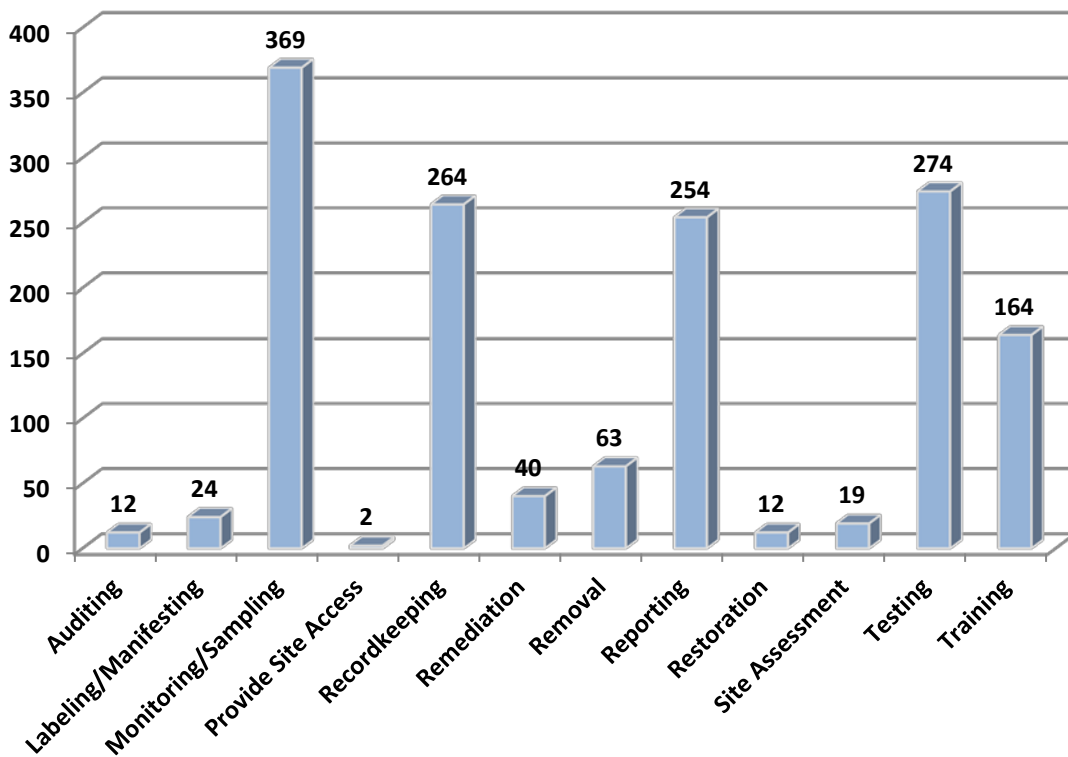


Figure 7-4 depicts the number of enforcement orders that resulted in the following pollution prevention related activities: equipment or technology modifications; product reformulation; raw materials substitutions; process or procedure modifications; in-process recycling; energy efficiency or conservation; improved housekeeping, operating and maintenance, training, or inventory control; and the number of orders with supplemental environmental projects including pollution prevention activities. Pollution prevention activities are those actions that result in reduction or elimination of a source of pollution that is above and beyond any regulatory requirements.

**Figure 7-4: Results of Administrative and Civil Judicial Orders – Pollution Prevention**

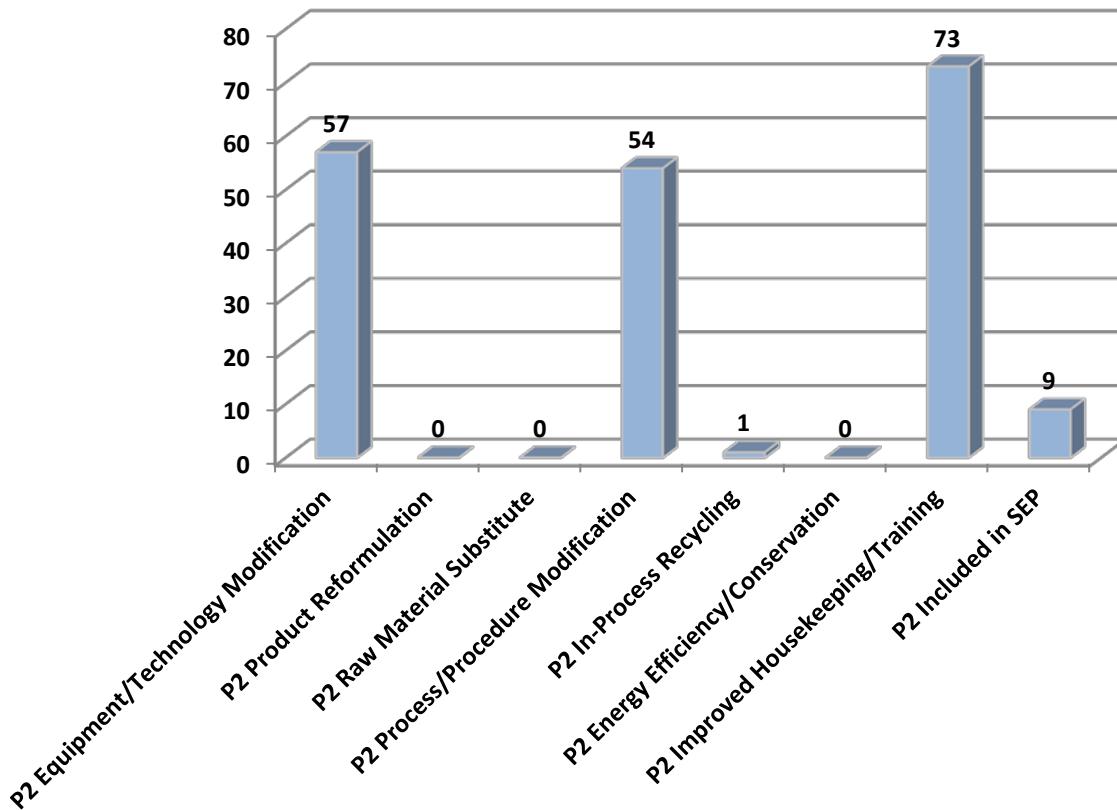


Table 7-1 depicts an estimation of the largest amount of pollutant reductions through enforcement actions finalized in FY 2012. Overall, it is estimated<sup>2</sup> that TCEQ final enforcement actions resulted in, or will result in, more than 242<sup>3</sup> million pounds of pollutants eliminated or reduced, or the routes of exposure reduced, in the environment.

**Table 7-1: Twenty-Five Largest Estimated Pollutant Reductions from Orders Issued**

| <b>Pollutant</b>   | <b>Amount in Pounds</b> | <b>Routes of Exposure</b> |
|--|-------------------------|---------------------------|
| Scrap Tires  | 117,191,400             | LAND                      |
| Trash, Debris, Miscellaneous Materials                     | 64,271,982              | LAND                      |
| Municipal Solid Waste                                      | 14,711,400              | LAND                      |
| Sewage   | 14,636,146              | WATER, LAND               |
| Industrial Wastewater Discharge                            | 8,466,000               | WATER, LAND               |
| Animal Carcasses   | 6,222,000               | LAND                      |
| Construction Debris  | 6,134,000               | LAND                      |
| Volatile Organic Compounds (VOCs)                          | 2,956,610               | AIR                       |
| Sulfur Dioxide   | 1,928,913               | AIR                       |
| Grease   | 1,885,371               | LAND                      |
| Soil, contaminated with Total Petroleum Hydrocarbons (TPH) | 1,055,000               | LAND                      |
| Carbon Monoxide  | 839,221                 | AIR                       |
| Nitrogen Oxides (NOx)                                      | 581,215                 | AIR                       |
| Oily Water   | 441,490                 | WATER                     |
| Sludge (Water Treatment)                                   | 364,000                 | LAND                      |
| Total Suspended Solids                                     | 230,307                 | WATER                     |
| Gasoline   | 140,223                 | LAND                      |
| Butene   | 140,213                 | AIR                       |
| Particulate Matter (unspeciated)                           | 90,286                  | AIR                       |
| Gasoline contaminated with water                           | 62,725                  | WATER                     |
| Ammonium Nitrate (solution)                                | 58,310                  | WATER                     |
| Ammonia Nitrogen   | 21,770                  | WATER                     |
| 1-hexene   | 21,320                  | AIR                       |
| Sludge (Wastewater)  | 20,013                  | LAND                      |
| Used Oil   | 18,091                  | LAND                      |

- 2 Estimations were based upon best educated predictions or knowledge of the technical staff. In those cases where cleanups were not completed yet, estimates of the amount of contaminants to be removed were used. In those cases where emissions or discharges were reduced or eliminated by the enforcement action, the estimation was based upon an assumption that the violations would have continued at least for one year if the TCEQ had not acted.
- 3 The estimated amount of pollutants reduced in FY2012 is significantly higher than in previous years because the Enforcement Division implemented increased quality assurance measures to ensure pollutant reduction information was captured in the database for applicable enforcement actions.

## Tables

### Table Descriptions:

#### Investigations

- Table T-1A summarizes, by TCEQ region and type, total investigations conducted during Fiscal Year 2012.
- Table T-1B summarizes, by TCEQ region and type, on-site investigations conducted during Fiscal Year 2012.
- Table T-2A summarizes, by TCEQ region and type, total investigations conducted during Fiscal Year 2011.
- Table T-2B summarizes, by TCEQ region and type, on-site investigations conducted during Fiscal Year 2011.
- Table T-3A summarizes, by TCEQ region and type, total investigations conducted during Fiscal Year 2010.
- Table T-3B summarizes, by TCEQ region and type, on-site investigations conducted during Fiscal Year 2010.
- Table T-4A summarizes, by TCEQ region and type, total investigations conducted during Fiscal Year 2009.
- Table T-4B summarizes, by TCEQ region and type, on-site investigations conducted during Fiscal Year 2009.
- Table T-5A summarizes, by TCEQ region and type, total investigations conducted during Fiscal Year 2008.
- Table T-5B summarizes, by TCEQ region and type, on-site investigations conducted during Fiscal Year 2008.
- Table T-6A summarizes, by TCEQ region and type, total investigations conducted during Fiscal Year 2007.
- Table T-6B summarizes, by TCEQ region and type, on-site investigations conducted during Fiscal Year 2007.

#### Complaints

- Table T-7 summarizes, by TCEQ region and type, complaints investigated during Fiscal Year 2012
- Table T-8 summarizes, by TCEQ region and type, complaints investigated during Fiscal Year 2011.
- Table T-9 summarizes, by TCEQ region and type, complaints investigated during Fiscal Year 2010.
- Table T-10 summarizes, by TCEQ region and type, complaints investigated during Fiscal Year 2009.
- Table T-11 summarizes, by TCEQ region and type, complaints investigated during Fiscal Year 2008.
- Table T-12 summarizes, by TCEQ region and type, complaints investigated during Fiscal Year 2007.

#### Notices of Violation (NOV) by Regional Offices

- Table T-13 summarizes NOVs issued during Fiscal Year 2012 by regional offices.
- Table T-14 summarizes NOVs issued during Fiscal Year 2011 by regional offices.
- Table T-15 summarizes NOVs issued during Fiscal Year 2010 by regional offices.
- Table T-16 summarizes NOVs issued during Fiscal Year 2009 by regional offices.
- Table T-17 summarizes NOVs issued during Fiscal Year 2008 by regional offices.
- Table T-18 summarizes NOVs issued during Fiscal Year 2007 by regional offices.

### **Notices of Violation by Central Office**

**Table T-19** summarizes NOVs issued during Fiscal Year 2012 by the central TCEQ office in Austin.

**Table T-20** summarizes NOVs issued during Fiscal Year 2011 by the central TCEQ office in Austin.

**Table T-21** summarizes NOVs issued during Fiscal Year 2010 by the central TCEQ office in Austin.

**Table T-22** summarizes NOVs issued during Fiscal Year 2009 by the central TCEQ office in Austin.

**Table T-23** summarizes NOVs issued during Fiscal Year 2008 by the central TCEQ office in Austin.

**Table T-24** summarizes NOVs issued during Fiscal Year 2007 by the central TCEQ office in Austin.

### **Administrative Orders Issued**

**Table T-25** summarizes the administrative orders issued by the TCEQ for Fiscal Year 2012.

**Table T-26** summarizes the administrative orders issued by the TCEQ for Fiscal Year 2011.

**Table T-27** summarizes the administrative orders issued by the TCEQ for Fiscal Year 2010.

**Table T-28** summarizes the administrative orders issued by the TCEQ for Fiscal Year 2009.

**Table T-29** summarizes the administrative orders issued by the TCEQ for Fiscal Year 2008.

**Table T-30** summarizes the administrative orders issued by the TCEQ for Fiscal Year 2007.

### **Court Orders Issued**

**Table T-31** summarizes the judicial orders issued through representation by the Attorney General's Office for Fiscal Year 2012.

**Table T-32** summarizes the judicial orders issued through representation by the Attorney General's Office for Fiscal Year 2011.

**Table T-33** summarizes the judicial orders issued through representation by the Attorney General's Office for Fiscal Year 2010.

**Table T-34** summarizes the judicial orders issued through representation by the Attorney General's Office for Fiscal Year 2009.

**Table T-35** summarizes the judicial orders issued through representation by the Attorney General's Office for Fiscal Year 2008.

**Table T-36** summarizes the judicial orders issued through representation by the Attorney General's Office for Fiscal Year 2007.

**Table T-1A: Total Investigations Conducted Fiscal Year 2012 (9/1/2011 – 8/31/2012)**

| <b>Table T-1A: Total Investigations Conducted Fiscal Year 2012 (9/1/2011 - 8/31/2012)</b> |             |            |           |           |            |            |           |             |            |            |            |           |           |            |           |               |
|---|-------------|------------|-----------|-----------|------------|------------|-----------|-------------|------------|------------|------------|-----------|-----------|------------|-----------|---------------|
|   | <b>AGRI</b> | <b>AIR</b> | <b>DC</b> | <b>EA</b> | <b>IHW</b> | <b>MSW</b> | <b>OC</b> | <b>OSSF</b> | <b>PST</b> | <b>PWS</b> | <b>RAD</b> | <b>WQ</b> | <b>WR</b> | <b>UIC</b> | <b>MM</b> | <b>TOTAL</b>  |
| <b>Region 1</b>   | 92          | 559        | 0         | 0         | 128        | 56         | 5         | 342         | 101        | 112        | 0          | 282       | 9         | 42         | 25        | 1,753         |
| <b>Region 2</b>   | 8           | 231        | 0         | 0         | 86         | 79         | 2         | 90          | 86         | 277        | 0          | 311       | 125       | 0          | 44        | 1,339         |
| <b>Region 3</b>   | 18          | 415        | 0         | 0         | 16         | 81         | 2         | 109         | 66         | 250        | 0          | 747       | 74        | 0          | 16        | 1,794         |
| <b>Region 4</b>   | 268         | 2,823      | 1         | 0         | 183        | 294        | 72        | 181         | 1,472      | 531        | 0          | 3,145     | 241       | 1          | 58        | 9,270         |
| <b>Region 5</b>   | 122         | 1,179      | 0         | 0         | 84         | 169        | 8         | 232         | 38         | 493        | 0          | 2,635     | 164       | 0          | 222       | 5,346         |
| <b>Region 6</b>   | 4           | 784        | 0         | 0         | 40         | 119        | 0         | 41          | 231        | 102        | 0          | 231       | 0         | 0          | 92        | 1,644         |
| <b>Region 7</b>   | 1           | 2,358      | 0         | 0         | 74         | 35         | 0         | 5           | 12         | 72         | 39         | 249       | 40        | 1          | 2         | 2,888         |
| <b>Region 8</b>   | 10          | 211        | 0         | 0         | 11         | 49         | 1         | 58          | 16         | 92         | 0          | 175       | 55        | 0          | 44        | 722           |
| <b>Region 9</b>   | 25          | 692        | 0         | 0         | 49         | 167        | 16        | 1           | 22         | 448        | 0          | 1,296     | 48        | 0          | 108       | 2,872         |
| <b>Region 10</b>  | 0           | 2,108      | 0         | 0         | 50         | 169        | 2         | 604         | 301        | 576        | 0          | 2,216     | 126       | 2          | 33        | 6,187         |
| <b>Region 11</b>  | 4           | 438        | 0         | 547       | 32         | 122        | 28        | 7           | 95         | 330        | 0          | 1,015     | 14        | 0          | 77        | 2,709         |
| <b>Region 12</b>  | 7           | 3,632      | 1         | 0         | 267        | 157        | 42        | 169         | 1,887      | 2,147      | 0          | 8,507     | 56        | 4          | 65        | 16,941        |
| <b>Region 13</b>  | 12          | 924        | 0         | 524       | 177        | 250        | 11        | 9           | 80         | 358        | 1          | 877       | 105       | 0          | 46        | 3,374         |
| <b>Region 14</b>  | 1           | 940        | 1         | 0         | 434        | 220        | 0         | 3           | 125        | 234        | 0          | 1,370     | 9         | 135        | 83        | 3,555         |
| <b>Region 15</b>  | 0           | 833        | 0         | 0         | 62         | 175        | 2         | 5           | 30         | 105        | 0          | 611       | 49        | 0          | 104       | 1,976         |
| <b>Region 16</b>  | 1           | 741        | 0         | 0         | 17         | 85         | 0         | 160         | 49         | 139        | 2          | 289       | 1         | 0          | 26        | 1,510         |
| <b>Other*</b>   | 0           | 0          | 0         | 0         | 0          | 0          | 0         | 0           | 8,258      | 0          | 0          | 0         | 0         | 0          | 0         | 8,258         |
| <b>West, North Central, Border and Coastal Water-masters</b>                              | 0           | 0          | 0         | 0         | 0          | 0          | 0         | 0           | 0          | 0          | 0          | 0         | 27,622    | 0          | 0         | 27,622        |
| <b>TOTAL</b>  | 573         | 18,868     | 3         | 1,071     | 1,710      | 2,227      | 191       | 2,016       | 12,869     | 6,266      | 42         | 23,956    | 28,738    | 185        | 1,045     | <b>99,760</b> |

**Includes complaint investigations. There was an increase in PST investigations due to the Federal Energy Bill.**

**PWS investigations include Municipal Utility District Construction investigations.**

**\* "Other" includes those investigations conducted by contracted investigators.**



**Table T-1B: On-site Investigations Conducted Fiscal Year 2012 (9/1/2011 – 8/31/2012)**

| <b>Table T-1B: On-site Investigations Conducted Fiscal Year 2012 (9/1/2011 - 8/31/2012)</b> |             |            |           |           |            |            |           |             |            |            |            |           |           |            |           |               |
|---|-------------|------------|-----------|-----------|------------|------------|-----------|-------------|------------|------------|------------|-----------|-----------|------------|-----------|---------------|
|   | <b>AGRI</b> | <b>AIR</b> | <b>DC</b> | <b>EA</b> | <b>IHW</b> | <b>MSW</b> | <b>OC</b> | <b>OSSF</b> | <b>PST</b> | <b>PWS</b> | <b>RAD</b> | <b>WQ</b> | <b>WR</b> | <b>UIC</b> | <b>MM</b> | <b>TOTAL</b>  |
| <b>Region 1</b>   | 80          | 182        | 0         | 0         | 60         | 48         | 0         | 161         | 98         | 78         | 0          | 93        | 8         | 20         | 25        | 853           |
| <b>Region 2</b>   | 8           | 53         | 0         | 0         | 74         | 59         | 0         | 76          | 78         | 163        | 0          | 84        | 78        | 0          | 41        | 714           |
| <b>Region 3</b>   | 9           | 153        | 0         | 0         | 16         | 72         | 0         | 65          | 46         | 120        | 0          | 158       | 73        | 0          | 10        | 722           |
| <b>Region 4</b>   | 196         | 2,066      | 0         | 0         | 162        | 198        | 21        | 128         | 1,334      | 313        | 0          | 580       | 146       | 1          | 53        | 5,198         |
| <b>Region 5</b>   | 104         | 189        | 0         | 0         | 65         | 144        | 0         | 82          | 18         | 296        | 0          | 538       | 108       | 0          | 215       | 1,759         |
| <b>Region 6</b>   | 2           | 686        | 0         | 0         | 34         | 105        | 0         | 20          | 217        | 53         | 0          | 132       | 0         | 0          | 85        | 1,334         |
| <b>Region 7</b>   | 1           | 162        | 0         | 0         | 63         | 22         | 0         | 2           | 12         | 61         | 39         | 39        | 31        | 1          | 2         | 435           |
| <b>Region 8</b>   | 8           | 44         | 0         | 0         | 5          | 33         | 0         | 28          | 10         | 45         | 0          | 52        | 32        | 0          | 41        | 298           |
| <b>Region 9</b>   | 23          | 274        | 0         | 0         | 35         | 99         | 7         | 0           | 9          | 219        | 0          | 228       | 30        | 0          | 76        | 1,000         |
| <b>Region 10</b>  | 0           | 949        | 0         | 0         | 35         | 111        | 0         | 394         | 212        | 213        | 0          | 264       | 118       | 2          | 29        | 2,327         |
| <b>Region 11</b>  | 3           | 148        | 0         | 345       | 26         | 105        | 8         | 6           | 76         | 183        | 0          | 273       | 13        | 0          | 75        | 1,261         |
| <b>Region 12</b>  | 4           | 1,546      | 1         | 0         | 201        | 108        | 1         | 163         | 1,686      | 1,369      | 0          | 1,284     | 31        | 4          | 57        | 6,455         |
| <b>Region 13</b>  | 12          | 392        | 0         | 264       | 76         | 174        | 0         | 8           | 62         | 201        | 1          | 217       | 24        | 0          | 42        | 1,473         |
| <b>Region 14</b>  | 0           | 209        | 1         | 0         | 159        | 179        | 0         | 3           | 106        | 107        | 0          | 204       | 8         | 54         | 73        | 1,103         |
| <b>Region 15</b>  | 0           | 140        | 0         | 0         | 55         | 159        | 1         | 3           | 21         | 76         | 0          | 156       | 49        | 0          | 102       | 762           |
| <b>Region 16</b>  | 1           | 164        | 0         | 0         | 17         | 70         | 0         | 106         | 38         | 78         | 2          | 58        | 1         | 0          | 25        | 560           |
| <b>Other*</b>   | 0           | 0          | 0         | 0         | 0          | 0          | 0         | 0           | 8,192      | 0          | 0          | 0         | 0         | 0          | 0         | 8,192         |
| <b>West, North Central, Border and Coastal Water-masters</b>                                | 0           | 0          | 0         | 0         | 0          | 0          | 0         | 0           | 0          | 0          | 0          | 0         | 27,304    | 0          | 0         | 27,304        |
| <b>TOTALS</b>   | 451         | 7,357      | 2         | 609       | 1,083      | 1,686      | 38        | 1,245       | 12,215     | 3,575      | 42         | 4,360     | 28,054    | 82         | 951       | <b>61,750</b> |

**Includes complaint investigations. There was an increase in PST investigations due to the Federal Energy Bill. PWS investigations include Municipal Utility District Construction investigations. \* "Other" includes those investigations conducted by contracted investigators.**

**Table T-2A: Total Investigations Conducted Fiscal Year 2011 (9/1/2010 – 8/31/2011)**

| <b>Table T-2A: Total Investigations Conducted Fiscal Year 2011 (9/1/2010 - 8/31/2011)</b> |             |            |           |           |            |            |           |             |                           |            |            |           |           |            |           |                |
|---|-------------|------------|-----------|-----------|------------|------------|-----------|-------------|---------------------------|------------|------------|-----------|-----------|------------|-----------|----------------|
|   | <b>AGRI</b> | <b>AIR</b> | <b>DC</b> | <b>EA</b> | <b>IHW</b> | <b>MSW</b> | <b>OC</b> | <b>OSSF</b> | <b>PST</b>                | <b>PWS</b> | <b>RAD</b> | <b>WQ</b> | <b>WR</b> | <b>UIC</b> | <b>MM</b> | <b>TOTAL</b>   |
| <b>Region 1</b>   | 123         | 605        | 0         | 0         | 122        | 73         | 2         | 301         | 153                       | 126        | 0          | 346       | 5         | 61         | 5         | 1,922          |
| <b>Region 2</b>   | 27          | 486        | 0         | 0         | 111        | 81         | 1         | 94          | 122                       | 396        | 0          | 342       | 43        | 0          | 28        | 1,731          |
| <b>Region 3</b>   | 16          | 376        | 0         | 0         | 38         | 89         | 4         | 136         | 91                        | 178        | 0          | 711       | 104       | 0          | 18        | 1,761          |
| <b>Region 4</b>   | 334         | 4,750      | 5         | 0         | 206        | 310        | 105       | 161         | 1,541                     | 766        | 0          | 3,131     | 202       | 0          | 43        | 11,554         |
| <b>Region 5</b>   | 132         | 1,385      | 0         | 0         | 91         | 116        | 16        | 262         | 64                        | 553        | 0          | 2,574     | 120       | 1          | 158       | 5,472          |
| <b>Region 6</b>   | 3           | 902        | 0         | 0         | 28         | 63         | 2         | 30          | 430                       | 121        | 0          | 260       | 2         | 0          | 76        | 1,917          |
| <b>Region 7</b>   | 3           | 2,253      | 0         | 0         | 71         | 48         | 2         | 15          | 11                        | 161        | 1          | 276       | 2         | 1          | 14        | 2,858          |
| <b>Region 8</b>   | 10          | 127        | 0         | 0         | 18         | 69         | 0         | 63          | 92                        | 114        | 0          | 213       | 47        | 0          | 47        | 800            |
| <b>Region 9</b>   | 72          | 935        | 0         | 0         | 54         | 182        | 30        | 8           | 121                       | 526        | 0          | 1,305     | 33        | 0          | 90        | 3,356          |
| <b>Region 10</b>  | 0           | 2,012      | 0         | 0         | 81         | 184        | 0         | 784         | 381                       | 506        | 0          | 2,289     | 148       | 0          | 57        | 6,442          |
| <b>Region 11</b>  | 6           | 540        | 0         | 541       | 31         | 110        | 49        | 15          | 157                       | 406        | 0          | 979       | 43        | 0          | 84        | 2,961          |
| <b>Region 12</b>  | 10          | 4,073      | 2         | 0         | 394        | 245        | 52        | 160         | 3,261                     | 2,543      | 3          | 8,463     | 25        | 20         | 87        | 19,338         |
| <b>Region 13</b>  | 6           | 621        | 0         | 483       | 64         | 224        | 11        | 11          | 132                       | 391        | 5          | 925       | 43        | 0          | 58        | 2,974          |
| <b>Region 14</b>  | 3           | 1,131      | 0         | 0         | 424        | 158        | 5         | 3           | 194                       | 286        | 2          | 1,374     | 3         | 219        | 62        | 3,864          |
| <b>Region 15</b>  | 0           | 797        | 14        | 0         | 61         | 196        | 2         | 7           | 67                        | 151        | 2          | 634       | 1,002     | 0          | 115       | 3,048          |
| <b>Region 16</b>  | 0           | 427        | 0         | 0         | 18         | 55         | 2         | 86          | 61                        | 152        | 6          | 308       | 4         | 0          | 19        | 1,138          |
| <b>Other*</b>   |             |            |           |           |            |            |           |             | 5,224                     |            |            |           |           |            |           | 5,224          |
| <b>West, North Central, Border and Coastal Water-masters</b>                              | 0           | 0          | 0         | 0         | 0          | 0          | 0         | 0           | 0                         | 0          | 0          | 0         | 29,123    | 0          | 0         | 29,123         |
| <b>TOTAL</b>  | 745         | 21,420     | 21        | 1,024     | 1,812      | 2,203      | 283       | 2,136       | <b>12,102<sup>1</sup></b> | 7,376      | 19         | 24,130    | 30,949    | 302        | 961       | <b>105,483</b> |

**Includes complaint investigations. There was an increase in PST investigations due to the Federal Energy Bill.**

**PWS investigations include Municipal Utility District Construction investigations.**

**\* "Other" includes those investigations conducted by contracted investigators.**

1 The number of PST investigations was revised from previous years' reports to include investigations conducted by contracted investigators.

**Table T-2B: On-site Investigations Conducted Fiscal Year 2011 (9/1/2010 – 8/31/2011)**

| <b>Table T-2B: On-site Investigations Conducted Fiscal Year 2011 (9/1/2010 - 8/31/2011)</b> |             |            |           |           |            |            |           |             |                           |            |            |           |           |            |           |               |
|---|-------------|------------|-----------|-----------|------------|------------|-----------|-------------|---------------------------|------------|------------|-----------|-----------|------------|-----------|---------------|
|   | <b>AGRI</b> | <b>AIR</b> | <b>DC</b> | <b>EA</b> | <b>IHW</b> | <b>MSW</b> | <b>OC</b> | <b>OSSF</b> | <b>PST</b>                | <b>PWS</b> | <b>RAD</b> | <b>WQ</b> | <b>WR</b> | <b>UIC</b> | <b>MM</b> | <b>TOTAL</b>  |
| <b>Region 1</b>   | 110         | 186        | 0         | 0         | 59         | 53         | 0         | 149         | 128                       | 105        | 0          | 146       | 5         | 22         | 2         | 965           |
| <b>Region 2</b>   | 21          | 94         | 0         | 0         | 96         | 65         | 0         | 61          | 79                        | 131        | 0          | 112       | 25        | 0          | 26        | 710           |
| <b>Region 3</b>   | 12          | 157        | 0         | 0         | 36         | 80         | 0         | 75          | 74                        | 106        | 0          | 160       | 88        | 0          | 14        | 802           |
| <b>Region 4</b>   | 271         | 3,739      | 1         | 0         | 165        | 215        | 0         | 120         | 1,350                     | 421        | 0          | 588       | 60        | 0          | 32        | 6,962         |
| <b>Region 5</b>   | 114         | 199        | 0         | 0         | 75         | 94         | 0         | 104         | 27                        | 314        | 0          | 443       | 27        | 1          | 149       | 1,547         |
| <b>Region 6</b>   | 2           | 752        | 0         | 0         | 18         | 48         | 0         | 15          | 398                       | 46         | 0          | 148       | 2         | 0          | 70        | 1,499         |
| <b>Region 7</b>   | 3           | 265        | 0         | 0         | 64         | 36         | 0         | 11          | 5                         | 67         | 1          | 60        | 0         | 1          | 14        | 527           |
| <b>Region 8</b>   | 6           | 46         | 0         | 0         | 9          | 45         | 0         | 31          | 66                        | 69         | 0          | 37        | 23        | 0          | 30        | 362           |
| <b>Region 9</b>   | 61          | 304        | 0         | 0         | 32         | 101        | 0         | 5           | 29                        | 236        | 0          | 273       | 11        | 0          | 82        | 1,134         |
| <b>Region 10</b>  | 0           | 935        | 0         | 0         | 57         | 110        | 0         | 509         | 203                       | 264        | 0          | 246       | 69        | 0          | 38        | 2,431         |
| <b>Region 11</b>  | 6           | 185        | 0         | 382       | 22         | 82         | 0         | 12          | 90                        | 204        | 0          | 226       | 22        | 0          | 73        | 1,304         |
| <b>Region 12</b>  | 6           | 1,955      | 0         | 0         | 276        | 154        | 1         | 143         | 2,888                     | 1,396      | 2          | 1,346     | 5         | 20         | 72        | 8,264         |
| <b>Region 13</b>  | 6           | 299        | 0         | 333       | 50         | 159        | 0         | 11          | 69                        | 197        | 5          | 212       | 13        | 0          | 50        | 1,404         |
| <b>Region 14</b>  | 2           | 188        | 0         | 0         | 130        | 123        | 0         | 2           | 152                       | 145        | 2          | 207       | 1         | 55         | 56        | 1,063         |
| <b>Region 15</b>  | 0           | 169        | 13        | 0         | 58         | 175        | 0         | 2           | 57                        | 92         | 2          | 156       | 75        | 0          | 114       | 913           |
| <b>Region 16</b>  | 0           | 130        | 0         | 0         | 17         | 49         | 0         | 26          | 53                        | 72         | 6          | 83        | 0         | 0          | 15        | 451           |
| <b>Other*</b>   |             |            |           |           |            |            |           |             | 5,105                     |            |            |           |           |            |           | 5,105         |
| <b>West, North Central, Border and Coastal Water-masters</b>                                |             |            |           |           |            |            |           |             |                           |            |            |           | 29,123    |            |           | 29,123        |
| <b>TOTALS</b>   | 620         | 9,603      | 14        | 715       | 1,164      | 1,589      | 1         | 1,276       | <b>10,773<sup>2</sup></b> | 3,865      | 18         | 4,443     | 29,549    | 99         | 837       | <b>64,566</b> |

**Includes complaint investigations. There was an increase in PST investigations due to the Federal Energy Bill.**

**PWS investigations include Municipal Utility District Construction investigations.**

**\* "Other" includes those investigations conducted by contracted investigators.**

2 The number of PST investigations was revised from previous years' reports to include investigations conducted by contracted investigators.

**Table T-3A: Total Investigations Conducted Fiscal Year 2010 (9/1/2009 – 8/31/2010)**

| Table T-3A: Total Investigations Conducted Fiscal Year 2010 (9/1/2009 - 8/31/2010) |      |        |    |     |       |       |     |       |                    |       |     |        |        |     |       |                |
|--|------|--------|----|-----|-------|-------|-----|-------|--------------------|-------|-----|--------|--------|-----|-------|----------------|
|  | AGRI | AIR    | DC | EA  | IHW   | MSW   | OC  | OSSF  | PST                | PWS   | RAD | WQ     | WR     | UIC | MM    | TOTAL          |
| <b>Region 1</b>  | 120  | 681    | 0  | 0   | 152   | 62    | 2   | 343   | 214                | 149   | 0   | 382    | 3      | 51  | 3     | 2,162          |
| <b>Region 2</b>  | 33   | 559    | 0  | 0   | 115   | 89    | 0   | 97    | 188                | 282   | 0   | 412    | 1      | 0   | 21    | 1,797          |
| <b>Region 3</b>  | 19   | 362    | 0  | 0   | 55    | 110   | 5   | 180   | 140                | 268   | 0   | 897    | 61     | 0   | 49    | 2,146          |
| <b>Region 4</b>  | 358  | 2,561  | 19 | 0   | 206   | 362   | 92  | 223   | 1,462              | 759   | 0   | 3,889  | 314    | 0   | 41    | 10,286         |
| <b>Region 5</b>  | 200  | 1,185  | 0  | 0   | 88    | 154   | 8   | 522   | 71                 | 715   | 0   | 3,153  | 184    | 1   | 182   | 6,463          |
| <b>Region 6</b>  | 7    | 1,084  | 0  | 4   | 93    | 124   | 3   | 6     | 424                | 256   | 0   | 316    | 4      | 0   | 165   | 2,486          |
| <b>Region 7</b>  | 4    | 2,927  | 0  | 0   | 93    | 58    | 0   | 20    | 51                 | 107   | 8   | 286    | 1      | 1   | 11    | 3,567          |
| <b>Region 8</b>  | 23   | 188    | 0  | 0   | 58    | 79    | 2   | 74    | 111                | 109   | 0   | 308    | 13     | 0   | 36    | 1,001          |
| <b>Region 9</b>  | 60   | 1,025  | 0  | 0   | 41    | 254   | 18  | 24    | 216                | 497   | 0   | 1,689  | 187    | 0   | 99    | 4,110          |
| <b>Region 10</b>   | 64   | 2,688  | 0  | 0   | 109   | 274   | 8   | 896   | 401                | 449   | 0   | 2,877  | 63     | 1   | 62    | 7,892          |
| <b>Region 11</b>   | 4    | 466    | 2  | 499 | 37    | 96    | 64  | 19    | 218                | 346   | 0   | 1,160  | 50     | 0   | 126   | 3,087          |
| <b>Region 12</b>   | 9    | 4,538  | 14 | 0   | 391   | 336   | 57  | 171   | 2,335              | 2,053 | 1   | 10,105 | 47     | 12  | 95    | 20,164         |
| <b>Region 13</b>   | 6    | 680    | 5  | 464 | 105   | 229   | 29  | 9     | 241                | 365   | 4   | 1,095  | 38     | 0   | 87    | 3,357          |
| <b>Region 14</b>   | 5    | 1,271  | 0  | 0   | 366   | 123   | 1   | 3     | 285                | 251   | 5   | 1,645  | 0      | 138 | 88    | 4,181          |
| <b>Region 15</b>   | 0    | 202    | 0  | 0   | 72    | 122   | 3   | 6     | 198                | 161   | 4   | 805    | 10     | 0   | 52    | 1,635          |
| <b>Region 16</b>   | 0    | 263    | 1  | 0   | 17    | 71    | 1   | 17    | 65                 | 150   | 8   | 403    | 0      | 0   | 13    | 1,009          |
| <b>Other*</b>  |      |        |    |     |       |       |     |       | 539                |       |     |        |        |     |       | 539            |
| <b>West, North Central, Border and Coastal Water-masters</b>                       |      |        |    |     |       |       |     |       |                    |       |     |        | 35,898 |     |       | 35,898         |
| <b>TOTALS</b>  | 912  | 20,680 | 41 | 967 | 1,998 | 2,543 | 293 | 2,610 | 7,159 <sup>3</sup> | 6,917 | 30  | 29,422 | 36,874 | 204 | 1,130 | <b>111,780</b> |

**Total Investigations is a summary of ALL investigations conducted by TCEQ staff and includes on-site, record reviews and complaint investigations.**

**In FY10 there was an increase in PST investigations due to the Federal Energy Bill. PWS investigations include Municipal Utility District Construction investigations. \* "Other" includes those investigations conducted by contracted investigators.**

3 The number of PST investigations was revised from previous years' reports to include investigations conducted by contracted investigators.

**Table T-3B: On-site Investigations Conducted Fiscal Year 2010 (9/1/2009 – 8/31/2010)**

| <b>Table T-3B: On-site Investigations Conducted Fiscal Year 2010 (9/1/2009 - 8/31/2010)</b> |             |            |           |           |            |            |           |             |                          |            |            |           |           |            |           |               |
|---|-------------|------------|-----------|-----------|------------|------------|-----------|-------------|--------------------------|------------|------------|-----------|-----------|------------|-----------|---------------|
|   | <b>AGRI</b> | <b>AIR</b> | <b>DC</b> | <b>EA</b> | <b>IHW</b> | <b>MSW</b> | <b>OC</b> | <b>OSSF</b> | <b>PST</b>               | <b>PWS</b> | <b>RAD</b> | <b>WQ</b> | <b>WR</b> | <b>UIC</b> | <b>MM</b> | <b>TOTAL</b>  |
| <b>Region 1</b>   | 111         | 252        | 0         | 0         | 80         | 46         | 2         | 177         | 172                      | 118        | 0          | 157       | 2         | 17         | 0         | 1,134         |
| <b>Region 2</b>   | 24          | 93         | 0         | 0         | 105        | 75         | 0         | 51          | 136                      | 118        | 0          | 127       | 0         | 0          | 19        | 748           |
| <b>Region 3</b>   | 15          | 146        | 0         | 0         | 45         | 90         | 5         | 102         | 102                      | 134        | 0          | 170       | 53        | 0          | 38        | 900           |
| <b>Region 4</b>   | 242         | 1,783      | 14        | 0         | 143        | 145        | 82        | 151         | 1,304                    | 388        | 0          | 625       | 86        | 0          | 27        | 4,990         |
| <b>Region 5</b>   | 103         | 195        | 0         | 0         | 76         | 101        | 8         | 106         | 50                       | 380        | 0          | 533       | 46        | 1          | 173       | 1,772         |
| <b>Region 6</b>   | 5           | 884        | 0         | 3         | 63         | 93         | 1         | 2           | 396                      | 201        | 0          | 188       | 3         | 0          | 156       | 1,995         |
| <b>Region 7</b>   | 2           | 131        | 0         | 0         | 78         | 50         | 0         | 12          | 44                       | 67         | 8          | 76        | 0         | 0          | 9         | 477           |
| <b>Region 8</b>   | 15          | 77         | 0         | 0         | 33         | 57         | 2         | 40          | 81                       | 61         | 0          | 112       | 6         | 0          | 26        | 510           |
| <b>Region 9</b>   | 14          | 400        | 0         | 0         | 25         | 146        | 16        | 19          | 113                      | 285        | 0          | 347       | 46        | 0          | 86        | 1,497         |
| <b>Region 10</b>  | 0           | 1,205      | 0         | 0         | 94         | 197        | 5         | 508         | 287                      | 185        | 0          | 326       | 14        | 1          | 47        | 2,869         |
| <b>Region 11</b>  | 3           | 137        | 0         | 371       | 31         | 69         | 57        | 12          | 174                      | 189        | 0          | 298       | 20        | 0          | 110       | 1,471         |
| <b>Region 12</b>  | 6           | 1,995      | 0         | 0         | 308        | 232        | 45        | 143         | 1,950                    | 1,270      | 1          | 1245      | 16        | 12         | 71        | 7,294         |
| <b>Region 13</b>  | 6           | 309        | 0         | 319       | 73         | 156        | 26        | 9           | 203                      | 214        | 4          | 224       | 17        | 0          | 69        | 1,629         |
| <b>Region 14</b>  | 3           | 197        | 0         | 0         | 111        | 98         | 1         | 3           | 242                      | 128        | 5          | 250       | 0         | 48         | 80        | 1,166         |
| <b>Region 15</b>  | 0           | 203        | 0         | 0         | 60         | 103        | 1         | 6           | 145                      | 96         | 4          | 246       | 9         | 0          | 46        | 919           |
| <b>Region 16</b>  | 0           | 114        | 0         | 0         | 16         | 52         | 1         | 9           | 57                       | 66         | 8          | 88        | 0         | 0          | 13        | 424           |
| <b>Other*</b>   |             |            |           |           |            |            |           |             | 441                      |            |            |           |           |            |           |               |
| <b>West, North Central, Border and Coastal Water-masters</b>                                |             |            |           |           |            |            |           |             |                          |            |            |           | 35,898    |            |           | 35,898        |
| <b>TOTALS</b>   | 549         | 8,121      | 14        | 693       | 1,341      | 1,710      | 252       | 1,350       | <b>5,897<sup>4</sup></b> | 3,900      | 30         | 5,012     | 36,216    | 79         | 970       | <b>65,693</b> |

**Includes complaint investigations. There was an increase in PST investigations due to the Federal Energy Bill.**

**PWS investigations include Municipal Utility District Construction investigations.**

**\* "Other" includes those investigations conducted by contracted investigators.**

4 The number of PST investigations was revised from previous years' reports to include investigations conducted by contracted investigators.

**Table T-4A: Total Investigations Conducted Fiscal Year 2009 (9/1/2008 – 8/31/2009)**

| <b>Table T-4A: Total Investigations Conducted Fiscal Year 2009 (9/1/2008 - 8/31/2009)</b> |             |            |           |           |            |            |           |             |            |            |            |           |           |            |           |                |
|---|-------------|------------|-----------|-----------|------------|------------|-----------|-------------|------------|------------|------------|-----------|-----------|------------|-----------|----------------|
|   | <b>AGRI</b> | <b>AIR</b> | <b>DC</b> | <b>EA</b> | <b>IHW</b> | <b>MSW</b> | <b>OC</b> | <b>OSSF</b> | <b>PST</b> | <b>PWS</b> | <b>RAD</b> | <b>WQ</b> | <b>WR</b> | <b>UIC</b> | <b>MM</b> | <b>TOTAL</b>   |
| <b>Region 1</b>   | 145         | 614        | 0         | 0         | 142        | 57         | 0         | 351         | 178        | 113        | 0          | 286       | 0         | 62         | 1         | 1,949          |
| <b>Region 2</b>   | 56          | 653        | 0         | 0         | 80         | 78         | 0         | 95          | 182        | 210        | 0          | 358       | 0         | 0          | 41        | 1,753          |
| <b>Region 3</b>   | 15          | 405        | 0         | 0         | 45         | 77         | 1         | 177         | 125        | 216        | 0          | 684       | 12        | 0          | 10        | 1,767          |
| <b>Region 4</b>   | 274         | 2,412      | 11        | 0         | 185        | 257        | 70        | 222         | 1,590      | 420        | 0          | 3,140     | 67        | 0          | 55        | 8,703          |
| <b>Region 5</b>   | 154         | 1,101      | 2         | 0         | 39         | 92         | 13        | 516         | 88         | 443        | 0          | 2,344     | 67        | 0          | 130       | 4,989          |
| <b>Region 6</b>   | 0           | 1,166      | 0         | 0         | 50         | 74         | 1         | 4           | 340        | 137        | 0          | 224       | 1         | 0          | 93        | 2,090          |
| <b>Region 7</b>   | 1           | 2,042      | 0         | 0         | 98         | 35         | 0         | 18          | 24         | 72         | 1          | 238       | 0         | 0          | 4         | 2,533          |
| <b>Region 8</b>   | 12          | 167        | 0         | 0         | 80         | 102        | 1         | 90          | 115        | 107        | 0          | 224       | 12        | 0          | 47        | 957            |
| <b>Region 9</b>   | 7           | 948        | 0         | 0         | 66         | 200        | 8         | 27          | 207        | 496        | 0          | 1,223     | 27        | 0          | 42        | 3,251          |
| <b>Region 10</b>  | 0           | 2,383      | 0         | 0         | 55         | 152        | 1         | 912         | 214        | 329        | 0          | 2,098     | 21        | 9          | 16        | 6,190          |
| <b>Region 11</b>  | 3           | 611        | 0         | 510       | 57         | 76         | 33        | 18          | 214        | 338        | 0          | 897       | 6         | 0          | 130       | 2,893          |
| <b>Region 12</b>  | 23          | 3,804      | 2         | 0         | 210        | 327        | 34        | 230         | 1,685      | 1,584      | 1          | 15,052    | 11        | 10         | 43        | 23,016         |
| <b>Region 13</b>  | 6           | 753        | 0         | 478       | 89         | 205        | 29        | 6           | 187        | 399        | 2          | 898       | 9         | 0          | 58        | 3,119          |
| <b>Region 14</b>  | 6           | 1,462      | 1         | 1         | 437        | 79         | 1         | 5           | 267        | 201        | 2          | 1,441     | 0         | 208        | 55        | 4,166          |
| <b>Region 15</b>  | 1           | 1,348      | 0         | 0         | 94         | 145        | 5         | 15          | 201        | 138        | 3          | 640       | 13        | 0          | 65        | 2,668          |
| <b>Region 16</b>  | 1           | 187        | 0         | 0         | 17         | 60         | 1         | 17          | 61         | 98         | 1          | 345       | 0         | 0          | 6         | 794            |
| <b>West,<br/>North<br/>Central,<br/>Border<br/>and<br/>Coastal<br/>Water-<br/>masters</b> |             |            |           |           |            |            |           |             |            |            |            |           | 35,920    |            |           | 35,920         |
| <b>TOTALS</b>   | 704         | 20,056     | 16        | 989       | 1,744      | 2,016      | 198       | 2,703       | 5,678      | 5,301      | 10         | 30,092    | 36,166    | 289        | 796       | <b>106,758</b> |

**Table T-4B: On-site Investigations Conducted Fiscal Year 2009 (9/1/2008 – 8/31/2009)**

| <b>Table T-4B: On-site Investigations Conducted Fiscal Year 2009 (9/1/2008 - 8/31/2009)</b> |             |            |           |           |            |            |           |             |            |            |            |           |           |            |           |               |
|---|-------------|------------|-----------|-----------|------------|------------|-----------|-------------|------------|------------|------------|-----------|-----------|------------|-----------|---------------|
|   | <b>AGRI</b> | <b>AIR</b> | <b>DC</b> | <b>EA</b> | <b>IHW</b> | <b>MSW</b> | <b>OC</b> | <b>OSSF</b> | <b>PST</b> | <b>PWS</b> | <b>RAD</b> | <b>WQ</b> | <b>WR</b> | <b>UIC</b> | <b>MM</b> | <b>TOTAL</b>  |
| <b>Region 1</b>   | 117         | 293        | 0         | 0         | 72         | 49         | 0         | 182         | 177        | 105        | 0          | 119       | 0         | 21         | 0         | 1,135         |
| <b>Region 2</b>   | 31          | 84         | 0         | 0         | 75         | 68         | 0         | 44          | 107        | 140        | 0          | 148       | 0         | 0          | 33        | 730           |
| <b>Region 3</b>   | 7           | 119        | 0         | 0         | 40         | 72         | 1         | 99          | 99         | 123        | 0          | 191       | 4         | 0          | 7         | 762           |
| <b>Region 4</b>   | 222         | 1,684      | 7         | 0         | 144        | 213        | 66        | 126         | 1,524      | 252        | 0          | 675       | 17        | 0          | 35        | 4,965         |
| <b>Region 5</b>   | 111         | 200        | 0         | 0         | 30         | 76         | 12        | 149         | 78         | 309        | 0          | 537       | 22        | 0          | 124       | 1,648         |
| <b>Region 6</b>   | 0           | 843        | 0         | 0         | 44         | 59         | 0         | 4           | 328        | 113        | 0          | 118       | 0         | 0          | 87        | 1,596         |
| <b>Region 7</b>   | 0           | 153        | 0         | 0         | 74         | 30         | 0         | 10          | 21         | 68         | 1          | 84        | 0         | 0          | 0         | 441           |
| <b>Region 8</b>   | 2           | 93         | 0         | 0         | 33         | 69         | 1         | 47          | 88         | 63         | 0          | 105       | 5         | 0          | 39        | 545           |
| <b>Region 9</b>   | 3           | 352        | 0         | 0         | 29         | 78         | 7         | 14          | 121        | 277        | 0          | 295       | 9         | 0          | 31        | 1,216         |
| <b>Region 10</b>  | 0           | 1,026      | 0         | 0         | 41         | 116        | 0         | 500         | 173        | 149        | 0          | 191       | 4         | 9          | 14        | 2,223         |
| <b>Region 11</b>  | 3           | 246        | 0         | 404       | 49         | 60         | 32        | 9           | 183        | 199        | 0          | 247       | 3         | 0          | 108       | 1,543         |
| <b>Region 12</b>  | 18          | 1,431      | 0         | 0         | 135        | 276        | 33        | 220         | 1,388      | 544        | 1          | 730       | 4         | 10         | 17        | 4,807         |
| <b>Region 13</b>  | 5           | 317        | 0         | 331       | 74         | 168        | 29        | 6           | 180        | 249        | 2          | 254       | 9         | 0          | 55        | 1,679         |
| <b>Region 14</b>  | 5           | 224        | 0         | 0         | 144        | 68         | 1         | 5           | 236        | 147        | 2          | 230       | 0         | 48         | 48        | 1,158         |
| <b>Region 15</b>  | 1           | 279        | 0         | 0         | 87         | 126        | 4         | 14          | 168        | 104        | 3          | 229       | 5         | 0          | 59        | 1,079         |
| <b>Region 16</b>  | 1           | 87         | 0         | 0         | 17         | 53         | 1         | 12          | 47         | 57         | 1          | 94        | 0         | 0          | 6         | 376           |
| <b>West,<br/>North<br/>Central,<br/>Border and<br/>Coastal<br/>Water-<br/>masters</b>       |             |            |           |           |            |            |           |             |            |            |            |           | 35,920    |            |           | 35,920        |
| <b>TOTALS</b>   | 526         | 7,431      | 7         | 735       | 1,088      | 1,581      | 187       | 1,441       | 4,918      | 2,899      | 10         | 4,247     | 36,002    | 88         | 663       | <b>61,823</b> |

**Table T-5A: Total Investigations Conducted Fiscal Year 2008 (9/1/2007 – 8/31/2008)**

| <b>Table T-5A: Total Investigations Conducted Fiscal Year 2008 (9/1/2007 - 8/31/2008)</b> |                  |            |           |           |            |            |           |             |            |            |            |           |           |            |           |                |
|---|------------------|------------|-----------|-----------|------------|------------|-----------|-------------|------------|------------|------------|-----------|-----------|------------|-----------|----------------|
|   | <b>AGRI</b>      | <b>AIR</b> | <b>DC</b> | <b>EA</b> | <b>IHW</b> | <b>MSW</b> | <b>OC</b> | <b>OSSF</b> | <b>PST</b> | <b>PWS</b> | <b>RAD</b> | <b>WQ</b> | <b>WR</b> | <b>UIC</b> | <b>MM</b> | <b>TOTAL</b>   |
| <b>Region 1</b>   | 168              | 650        | 1         | 0         | 67         | 24         | 0         | 437         | 164        | 131        | 0          | 371       | 0         | 61         | 3         | 2,077          |
| <b>Region 2</b>   | 61               | 730        | 0         | 0         | 85         | 40         | 0         | 86          | 103        | 279        | 0          | 244       | 0         | 6          | 19        | 1,653          |
| <b>Region 3</b>   | 17               | 535        | 1         | 0         | 42         | 45         | 0         | 158         | 204        | 194        | 0          | 899       | 14        | 1          | 11        | 2,121          |
| <b>Region 4</b>   | 303              | 1,869      | 10        | 0         | 218        | 89         | 39        | 166         | 1,685      | 523        | 0          | 4,351     | 54        | 0          | 31        | 9,338          |
| <b>Region 5</b>   | 217              | 1,133      | 1         | 0         | 44         | 53         | 6         | 457         | 102        | 515        | 1          | 2,547     | 0         | 0          | 101       | 5,177          |
| <b>Region 6</b>   | 2                | 542        | 0         | 0         | 39         | 28         | 0         | 1           | 278        | 83         | 0          | 245       | 0         | 0          | 37        | 1,255          |
| <b>Region 7</b>   | 4                | 2,105      | 0         | 0         | 68         | 34         | 1         | 34          | 42         | 174        | 0          | 250       | 0         | 3          | 1         | 2,716          |
| <b>Region 8</b>   | 22               | 114        | 0         | 0         | 52         | 61         | 0         | 75          | 82         | 98         | 0          | 241       | 2         | 0          | 36        | 783            |
| <b>Region 9</b>   | 11               | 752        | 9         | 0         | 32         | 114        | 3         | 74          | 122        | 288        | 0          | 1,839     | 23        | 0          | 29        | 3,296          |
| <b>Region 10</b>  | 2                | 2,587      | 1         | 0         | 76         | 94         | 5         | 732         | 294        | 304        | 0          | 2,234     | 50        | 0          | 52        | 6,431          |
| <b>Region 11</b>  | 2                | 209        | 0         | 661       | 28         | 30         | 17        | 22          | 182        | 283        | 0          | 1,364     | 4         | 0          | 244       | 3,046          |
| <b>Region 12</b>  | 3                | 3,840      | 16        | 0         | 344        | 144        | 22        | 220         | 2,283      | 2,214      | 1          | 11,700    | 13        | 14         | 87        | 20,901         |
| <b>Region 13</b>  | 14               | 546        | 0         | 550       | 78         | 141        | 13        | 11          | 253        | 368        | 4          | 1,228     | 0         | 0          | 36        | 3,242          |
| <b>Region 14</b>  | 7                | 1,111      | 2         | 0         | 158        | 50         | 9         | 8           | 190        | 155        | 3          | 1,835     | 0         | 212        | 73        | 3,813          |
| <b>Region 15</b>  | 2                | 806        | 2         | 0         | 95         | 114        | 3         | 7           | 191        | 103        | 1          | 1,034     | 0         | 3          | 94        | 2,455          |
| <b>Region 16</b>  | 5                | 214        | 0         | 0         | 18         | 62         | 1         | 10          | 74         | 98         | 2          | 399       | 1         | 7          | 26        | 917            |
| <b>West,<br/>North<br/>Central,<br/>Border<br/>and<br/>Coastal<br/>Water-<br/>masters</b> |                  |            |           |           |            |            |           |             |            |            |            |           | 36,446    |            |           | 36,446         |
| <b>TOTALS</b>   | 840 <sup>5</sup> | 17,743     | 43        | 1,211     | 1,444      | 1,123      | 119       | 2,498       | 6,249      | 5,810      | 12         | 30,781    | 36,607    | 307        | 880       | <b>105,667</b> |

5 The number of agricultural investigations was revised from previous years' reports in which there was a typographical error.



**Table T-5B: On-site Investigations Conducted Fiscal Year 2008 (9/1/2007 – 8/31/2008)**

| <b>Table T-5B: On-site Investigations Conducted Fiscal Year 2008 (9/1/2007 - 8/31/2008)</b> |             |            |           |           |            |            |           |             |            |            |            |           |           |            |           |               |
|---|-------------|------------|-----------|-----------|------------|------------|-----------|-------------|------------|------------|------------|-----------|-----------|------------|-----------|---------------|
|   | <b>AGRI</b> | <b>AIR</b> | <b>EA</b> | <b>DC</b> | <b>IHW</b> | <b>MSW</b> | <b>OC</b> | <b>OSSF</b> | <b>PST</b> | <b>PWS</b> | <b>RAD</b> | <b>WQ</b> | <b>WR</b> | <b>UIC</b> | <b>MM</b> | <b>TOTAL</b>  |
| <b>Region 1</b>   | 139         | 236        | 0         | 0         | 64         | 46         | 0         | 217         | 159        | 87         | 0          | 80        | 2         | 0          | 2         | 1,032         |
| <b>Region 2</b>   | 50          | 87         | 0         | 0         | 83         | 47         | 0         | 41          | 88         | 113        | 0          | 117       | 1         | 2          | 18        | 647           |
| <b>Region 3</b>   | 12          | 117        | 0         | 0         | 38         | 71         | 1         | 82          | 162        | 67         | 0          | 179       | 7         | 0          | 7         | 743           |
| <b>Region 4</b>   | 251         | 997        | 0         | 0         | 185        | 171        | 0         | 92          | 1,580      | 279        | 0          | 758       | 22        | 0          | 14        | 4,349         |
| <b>Region 5</b>   | 182         | 96         | 0         | 0         | 49         | 51         | 0         | 235         | 51         | 262        | 0          | 495       | 11        | 0          | 95        | 1,527         |
| <b>Region 6</b>   | 2           | 396        | 0         | 0         | 46         | 42         | 0         | 1           | 257        | 32         | 0          | 70        | 0         | 0          | 35        | 881           |
| <b>Region 7</b>   | 4           | 85         | 0         | 0         | 80         | 56         | 0         | 14          | 21         | 65         | 1          | 132       | 0         | 0          | 0         | 458           |
| <b>Region 8</b>   | 14          | 41         | 0         | 0         | 48         | 60         | 0         | 45          | 67         | 44         | 0          | 101       | 3         | 0          | 31        | 454           |
| <b>Region 9</b>   | 11          | 176        | 0         | 0         | 36         | 148        | 0         | 40          | 67         | 154        | 0          | 324       | 6         | 0          | 22        | 984           |
| <b>Region 10</b>  | 1           | 1,273      | 0         | 0         | 84         | 126        | 0         | 452         | 175        | 139        | 0          | 254       | 1         | 0          | 42        | 2,547         |
| <b>Region 11</b>  | 2           | 114        | 504       | 0         | 44         | 84         | 0         | 247         | 141        | 149        | 0          | 296       | 2         | 0          | 210       | 1,793         |
| <b>Region 12</b>  | 3           | 1,275      | 0         | 0         | 352        | 214        | 0         | 220         | 1,919      | 1,033      | 2          | 982       | 6         | 0          | 76        | 6,082         |
| <b>Region 13</b>  | 10          | 231        | 213       | 0         | 89         | 196        | 0         | 87          | 222        | 214        | 4          | 240       | 0         | 0          | 34        | 1,540         |
| <b>Region 14</b>  | 6           | 447        | 0         | 1         | 167        | 63         | 0         | 8           | 169        | 96         | 3          | 263       | 0         | 2          | 68        | 1,293         |
| <b>Region 15</b>  | 2           | 594        | 0         | 0         | 81         | 138        | 0         | 2           | 132        | 58         | 1          | 195       | 2         | 3          | 83        | 1,291         |
| <b>Region 16</b>  | 4           | 69         | 0         | 0         | 20         | 70         | 0         | 9           | 67         | 35         | 2          | 65        | 1         | 7          | 18        | 367           |
| <b>West, North Central, Border and Coastal Water-masters</b>                                |             |            |           |           |            |            |           |             |            |            |            |           | 36,446    |            |           | 36,446        |
| <b>TOTALS</b>   | 693         | 6,234      | 717       | 1         | 1,466      | 1,583      | 1         | 1,792       | 5,277      | 2,827      | 13         | 4,551     | 36,510    | 14         | 755       | <b>62,434</b> |

**Table T-6A: Total Investigations Conducted Fiscal Year 2007 (9/1/2006 – 8/31/2007)**

| <b>Table T-6A: Total Investigations Conducted Fiscal Year 2007 (9/1/2006 - 8/31/2007)</b> |             |            |           |           |            |            |           |             |            |            |            |           |           |            |           |                |
|---|-------------|------------|-----------|-----------|------------|------------|-----------|-------------|------------|------------|------------|-----------|-----------|------------|-----------|----------------|
|   | <b>AGRI</b> | <b>AIR</b> | <b>DC</b> | <b>EA</b> | <b>IHW</b> | <b>MSW</b> | <b>OC</b> | <b>OSSF</b> | <b>PST</b> | <b>PWS</b> | <b>RAD</b> | <b>WQ</b> | <b>WR</b> | <b>UIC</b> | <b>MM</b> | <b>TOTAL</b>   |
| <b>Region 1</b>   | 163         | 637        | 3         | 0         | 134        | 29         | 7         | 437         | 173        | 92         | 0          | 444       | 1         | 96         | 1         | 2,217          |
| <b>Region 2</b>   | 53          | 592        | 6         | 0         | 72         | 57         | 2         | 74          | 140        | 193        | 0          | 380       | 0         | 0          | 6         | 1,575          |
| <b>Region 3</b>   | 23          | 415        | 5         | 0         | 32         | 72         | 4         | 167         | 236        | 253        | 0          | 959       | 16        | 0          | 7         | 2,189          |
| <b>Region 4</b>   | 301         | 2,335      | 56        | 0         | 163        | 222        | 98        | 186         | 2,109      | 658        | 0          | 4,387     | 55        | 0          | 27        | 10,597         |
| <b>Region 5</b>   | 308         | 1,033      | 8         | 0         | 65         | 64         | 15        | 271         | 260        | 400        | 0          | 2,473     | 13        | 0          | 47        | 4,957          |
| <b>Region 6</b>   | 4           | 833        | 0         | 0         | 61         | 47         | 3         | 4           | 413        | 73         | 0          | 284       | 2         | 0          | 9         | 1,733          |
| <b>Region 7</b>   | 4           | 1,703      | 0         | 0         | 68         | 47         | 3         | 37          | 81         | 120        | 0          | 335       | 0         | 1          | 1         | 2,400          |
| <b>Region 8</b>   | 19          | 141        | 1         | 0         | 40         | 104        | 11        | 74          | 113        | 83         | 0          | 356       | 10        | 0          | 19        | 971            |
| <b>Region 9</b>   | 11          | 862        | 15        | 0         | 15         | 156        | 13        | 298         | 153        | 604        | 0          | 1,974     | 19        | 0          | 6         | 4,126          |
| <b>Region 10</b>  | 2           | 3,065      | 3         | 0         | 112        | 145        | 5         | 773         | 424        | 433        | 0          | 2,309     | 22        | 1          | 10        | 7,304          |
| <b>Region 11</b>  | 0           | 410        | 5         | 793       | 35         | 76         | 58        | 47          | 123        | 299        | 0          | 1,547     | 10        | 0          | 23        | 3,426          |
| <b>Region 12</b>  | 7           | 4,406      | 28        | 0         | 313        | 136        | 47        | 261         | 2,691      | 1,282      | 0          | 11,083    | 16        | 16         | 35        | 20,321         |
| <b>Region 13</b>  | 12          | 872        | 1         | 489       | 97         | 87         | 30        | 10          | 238        | 327        | 0          | 1,215     | 0         | 1          | 11        | 3,390          |
| <b>Region 14</b>  | 14          | 1,381      | 2         | 0         | 421        | 62         | 5         | 17          | 278        | 207        | 0          | 1,814     | 0         | 328        | 23        | 4,552          |
| <b>Region 15</b>  | 4           | 897        | 5         | 0         | 75         | 170        | 21        | 5           | 206        | 134        | 0          | 979       | 0         | 5          | 26        | 2,527          |
| <b>Region 16</b>  | 4           | 177        | 1         | 0         | 30         | 102        | 4         | 14          | 51         | 98         | 0          | 479       | 2         | 9          | 5         | 976            |
| <b>West, North Central, Border and Coastal Water-masters</b>                              |             |            |           |           |            |            |           |             |            |            |            |           | 34,478    |            |           | 34,478         |
| <b>TOTALS</b>   | 929         | 19,759     | 139       | 1,282     | 1,733      | 1,576      | 326       | 2,675       | 7,689      | 5,256      | 0          | 31,018    | 34,644    | 457        | 256       | <b>107,739</b> |

**Table T-6B: On-site Investigations Conducted Fiscal Year 2007 (9/1/2006– 8/31/2007)**

| <b>Table T-6B: On-site Investigations Conducted Fiscal Year 2007 (9/1/2006 - 8/31/2007)</b> |             |            |           |            |            |           |             |            |            |            |           |           |            |           |               |
|---|-------------|------------|-----------|------------|------------|-----------|-------------|------------|------------|------------|-----------|-----------|------------|-----------|---------------|
|   | <b>AGRI</b> | <b>AIR</b> | <b>EA</b> | <b>IHW</b> | <b>MSW</b> | <b>OC</b> | <b>OSSF</b> | <b>PST</b> | <b>PWS</b> | <b>RAD</b> | <b>WQ</b> | <b>WR</b> | <b>UIC</b> | <b>MM</b> | <b>TOTAL</b>  |
| <b>Region 1</b>   | 145         | 241        | 0         | 55         | 27         | 0         | 226         | 171        | 70         | 0          | 114       | 0         | 16         | 0         | 1,065         |
| <b>Region 2</b>   | 43          | 151        | 0         | 62         | 39         | 0         | 39          | 107        | 138        | 0          | 127       | 0         | 0          | 1         | 707           |
| <b>Region 3</b>   | 20          | 168        | 0         | 28         | 70         | 0         | 94          | 194        | 113        | 0          | 146       | 8         | 0          | 3         | 844           |
| <b>Region 4</b>   | 251         | 1,714      | 0         | 138        | 191        | 0         | 97          | 1,983      | 432        | 0          | 762       | 22        | 0          | 12        | 5,602         |
| <b>Region 5</b>   | 286         | 231        | 0         | 53         | 62         | 0         | 132         | 203        | 268        | 0          | 544       | 11        | 0          | 47        | 1,837         |
| <b>Region 6</b>   | 4           | 658        | 0         | 57         | 32         | 0         | 4           | 384        | 50         | 0          | 71        | 0         | 0          | 7         | 1,267         |
| <b>Region 7</b>   | 4           | 206        | 0         | 54         | 37         | 0         | 20          | 74         | 60         | 0          | 139       | 0         | 1          | 0         | 595           |
| <b>Region 8</b>   | 10          | 81         | 0         | 23         | 64         | 0         | 39          | 78         | 50         | 0          | 107       | 3         | 0          | 16        | 471           |
| <b>Region 9</b>   | 11          | 395        | 0         | 14         | 127        | 0         | 151         | 93         | 330        | 0          | 352       | 6         | 0          | 3         | 1,482         |
| <b>Region 10</b>  | 1           | 1,827      | 0         | 94         | 119        | 0         | 451         | 347        | 234        | 0          | 302       | 3         | 1          | 7         | 3,386         |
| <b>Region 11</b>  | 0           | 293        | 613       | 27         | 70         | 7         | 23          | 102        | 185        | 0          | 367       | 7         | 0          | 19        | 1,713         |
| <b>Region 12</b>  | 7           | 1,882      | 0         | 259        | 117        | 1         | 257         | 2,431      | 954        | 0          | 1,033     | 3         | 16         | 17        | 6,977         |
| <b>Region 13</b>  | 11          | 380        | 139       | 69         | 81         | 0         | 9           | 217        | 201        | 0          | 267       | 0         | 0          | 10        | 1,384         |
| <b>Region 14</b>  | 10          | 668        | 0         | 144        | 56         | 0         | 14          | 235        | 108        | 0          | 223       | 0         | 54         | 18        | 1,530         |
| <b>Region 15</b>  | 4           | 710        | 0         | 61         | 151        | 0         | 5           | 170        | 88         | 0          | 187       | 0         | 2          | 20        | 1,398         |
| <b>Region 16</b>  | 4           | 101        | 0         | 30         | 89         | 0         | 11          | 42         | 51         | 0          | 112       | 1         | 9          | 2         | 452           |
| <b>West, North Central, Border and Coastal Water-masters</b>                                |             |            |           |            |            |           |             |            |            |            |           | 34,478    |            |           | 34,478        |
| <b>TOTALS</b>   | 811         | 9,706      | 752       | 1,168      | 1,332      | 8         | 1,572       | 6,831      | 3,332      | 0          | 4,853     | 34,542    | 99         | 182       | <b>65,188</b> |

**Table T-7: Complaint Investigations, Fiscal Year 2012 (9/1/2011– 8/31/2012)**

| Table T-7: Complaint Investigations, Fiscal Year 2012 (9/1/2011 - 8/31/2012) |      |       |    |    |    |     |     |      |     |     |     |    |                          |
|--|------|-------|----|----|----|-----|-----|------|-----|-----|-----|----|--------------------------|
|  | AGRI | AIR   | DC | EA | ER | IHW | MSW | OSSF | PST | PWS | WQ  | WR | TOTAL                    |
| <b>Region 1</b>  | 15   | 37    | 0  | 0  | 0  | 7   | 14  | 10   | 1   | 2   | 6   | 1  | 93                       |
| <b>Region 2</b>  | 2    | 16    | 0  | 0  | 0  | 10  | 16  | 6    | 6   | 31  | 9   | 0  | 96                       |
| <b>Region 3</b>  | 4    | 37    | 0  | 0  | 0  | 0   | 23  | 6    | 3   | 20  | 35  | 9  | 137                      |
| <b>Region 4</b>  | 23   | 613   | 0  | 0  | 2  | 17  | 53  | 16   | 66  | 27  | 110 | 10 | 937                      |
| <b>Region 5</b>  | 4    | 86    | 0  | 0  | 1  | 11  | 26  | 13   | 0   | 52  | 101 | 9  | 303                      |
| <b>Region 6</b>  | 0    | 54    | 0  | 0  | 0  | 3   | 31  | 8    | 3   | 3   | 14  | 0  | 116                      |
| <b>Region 7</b>  | 0    | 76    | 0  | 0  | 0  | 18  | 11  | 1    | 1   | 10  | 10  | 0  | 127                      |
| <b>Region 8</b>  | 3    | 28    | 0  | 0  | 0  | 4   | 17  | 3    | 1   | 7   | 45  | 8  | 116                      |
| <b>Region 9</b>  | 24   | 94    | 0  | 0  | 2  | 15  | 46  | 0    | 3   | 65  | 71  | 3  | 323                      |
| <b>Region 10</b>   | 0    | 154   | 0  | 0  | 2  | 16  | 72  | 77   | 13  | 89  | 41  | 3  | 467                      |
| <b>Region 11</b>   | 0    | 56    | 0  | 10 | 1  | 10  | 38  | 2    | 6   | 17  | 57  | 2  | 199                      |
| <b>Region 12</b>   | 4    | 206   | 0  | 0  | 5  | 16  | 42  | 5    | 30  | 109 | 79  | 9  | 505                      |
| <b>Region 13</b>   | 5    | 72    | 0  | 6  | 1  | 8   | 28  | 2    | 6   | 20  | 55  | 9  | 212                      |
| <b>Region 14</b>   | 0    | 78    | 0  | 0  | 0  | 6   | 38  | 0    | 7   | 27  | 27  | 0  | 183                      |
| <b>Region 15</b>   | 0    | 22    | 0  | 0  | 0  | 4   | 21  | 0    | 6   | 21  | 21  | 6  | 101                      |
| <b>Region 16</b>   | 0    | 22    | 0  | 0  | 0  | 5   | 23  | 5    | 2   | 11  | 13  | 1  | 82                       |
| <b>No Program Assigned<sup>6</sup></b>                                       |      |       |    |    |    |     |     |      |     |     |     |    | 7                        |
| <b>TOTALS</b>  | 84   | 1,651 | 0  | 16 | 14 | 150 | 499 | 154  | 154 | 511 | 694 | 70 | <b>4,004<sup>7</sup></b> |

6 "No Program Assigned" includes complaint investigations that cannot be categorized in the listed program areas, or complaints occurring at the end of FY12 that have not yet been assigned to a program area.

7 The number of complaints investigated and approved in FY12 is 3,943. However, since some complaints are investigated by multiple programs, the total number of complaint investigations is greater.

**Table T-8: Complaint Investigations, Fiscal Year 2011 (9/1/2010– 8/31/2011)**

| <b>Table T-8: Complaint Investigations, Fiscal Year 2011 (9/1/2010 - 8/31/2011)</b> |             |            |           |           |           |            |            |             |            |            |           |           |                          |
|---|-------------|------------|-----------|-----------|-----------|------------|------------|-------------|------------|------------|-----------|-----------|--------------------------|
|   | <b>AGRI</b> | <b>AIR</b> | <b>DC</b> | <b>EA</b> | <b>ER</b> | <b>IHW</b> | <b>MSW</b> | <b>OSSF</b> | <b>PST</b> | <b>PWS</b> | <b>WQ</b> | <b>WR</b> | <b>TOTAL</b>             |
| <b>Region 1</b>   | 21          | 46         | 0         | 0         | 0         | 6          | 18         | 4           | 2          | 2          | 5         | 1         | 105                      |
| <b>Region 2</b>   | 5           | 25         | 0         | 0         | 0         | 5          | 17         | 1           | 0          | 17         | 10        | 2         | 82                       |
| <b>Region 3</b>   | 3           | 53         | 0         | 0         | 0         | 4          | 19         | 2           | 10         | 24         | 30        | 21        | 166                      |
| <b>Region 4</b>   | 14          | 739        | 1         | 0         | 0         | 31         | 46         | 26          | 64         | 85         | 99        | 4         | 1,109                    |
| <b>Region 5</b>   | 10          | 89         | 0         | 0         | 3         | 14         | 22         | 8           | 3          | 61         | 61        | 11        | 282                      |
| <b>Region 6</b>   | 1           | 59         | 0         | 0         | 0         | 8          | 25         | 3           | 0          | 6          | 19        | 0         | 121                      |
| <b>Region 7</b>   | 0           | 140        | 0         | 0         | 4         | 18         | 24         | 2           | 2          | 7          | 18        | 0         | 215                      |
| <b>Region 8</b>   | 2           | 13         | 0         | 0         | 1         | 4          | 22         | 2           | 2          | 10         | 8         | 3         | 67                       |
| <b>Region 9</b>   | 77          | 111        | 0         | 0         | 3         | 5          | 48         | 1           | 5          | 84         | 57        | 7         | 398                      |
| <b>Region 10</b>  | 0           | 182        | 0         | 0         | 2         | 13         | 46         | 89          | 17         | 82         | 38        | 6         | 475                      |
| <b>Region 11</b>  | 3           | 43         | 0         | 9         | 0         | 6          | 31         | 2           | 0          | 27         | 46        | 0         | 167                      |
| <b>Region 12</b>  | 6           | 302        | 0         | 0         | 1         | 17         | 71         | 10          | 40         | 155        | 92        | 2         | 696                      |
| <b>Region 13</b>  | 1           | 100        | 0         | 11        | 1         | 14         | 46         | 1           | 5          | 22         | 58        | 2         | 261                      |
| <b>Region 14</b>  | 1           | 78         | 0         | 0         | 2         | 9          | 37         | 0           | 7          | 29         | 26        | 0         | 189                      |
| <b>Region 15</b>  | 0           | 42         | 1         | 0         | 0         | 3          | 56         | 1           | 0          | 27         | 40        | 8         | 178                      |
| <b>Region 16</b>  | 0           | 28         | 0         | 0         | 0         | 6          | 22         | 3           | 1          | 14         | 8         | 0         | 82                       |
| <b>No Program Assigned<sup>8</sup></b>  |             |            |           |           |           |            |            |             |            |            |           |           | 69                       |
| <b>TOTALS</b>   | 144         | 2,050      | 2         | 20        | 17        | 163        | 550        | 155         | 158        | 652        | 615       | 67        | <b>4,662<sup>9</sup></b> |

8 "No Program Assigned" includes complaint investigations that cannot be categorized in the listed program areas or complaints occurring at the end of FY11 that have not yet been assigned to a program area.

9 The total number of complaints investigated and approved in FY11 is 4,548. However, since some complaints are investigated by multiple programs, the total number of complaint investigations is greater.

**Table T-9: Complaint Investigations, Fiscal Year 2010 (9/1/2009– 8/31/2010)**

| Table T-9: Complaint Investigations, Fiscal Year 2010 (9/1/2009 - 8/31/2010) |      |       |                  |    |    |     |     |      |     |     |     |    |                           |
|--|------|-------|------------------|----|----|-----|-----|------|-----|-----|-----|----|---------------------------|
|  | AGRI | AIR   | DC <sup>10</sup> | EA | ER | IHW | MSW | OSSF | PST | PWS | WQ  | WR | TOTAL                     |
| <b>Region 1</b>  | 6    | 49    | 0                | 0  | 0  | 8   | 21  | 18   | 0   | 19  | 6   | 0  | 127                       |
| <b>Region 2</b>  | 7    | 29    | 0                | 0  | 0  | 6   | 13  | 5    | 1   | 12  | 9   | 1  | 83                        |
| <b>Region 3</b>  | 5    | 40    | 0                | 0  | 0  | 12  | 30  | 28   | 13  | 53  | 35  | 7  | 223                       |
| <b>Region 4</b>  | 21   | 560   | 6                | 0  | 2  | 30  | 59  | 41   | 44  | 27  | 148 | 12 | 950                       |
| <b>Region 5</b>  | 7    | 92    | 0                | 0  | 0  | 7   | 9   | 28   | 0   | 75  | 82  | 9  | 309                       |
| <b>Region 6</b>  | 0    | 56    | 0                | 0  | 1  | 5   | 31  | 1    | 3   | 7   | 17  | 0  | 121                       |
| <b>Region 7</b>  | 0    | 53    | 0                | 0  | 1  | 16  | 20  | 1    | 3   | 13  | 16  | 0  | 123                       |
| <b>Region 8</b>  | 5    | 31    | 0                | 0  | 1  | 2   | 21  | 3    | 4   | 8   | 19  | 2  | 96                        |
| <b>Region 9</b>  | 5    | 336   | 0                | 0  | 0  | 11  | 80  | 2    | 11  | 118 | 132 | 14 | 709                       |
| <b>Region 10</b>   | 0    | 133   | 0                | 0  | 2  | 13  | 75  | 76   | 19  | 84  | 59  | 3  | 464                       |
| <b>Region 11</b>   | 1    | 42    | 0                | 19 | 2  | 6   | 41  | 2    | 7   | 25  | 72  | 4  | 221                       |
| <b>Region 12</b>   | 7    | 324   | 0                | 0  | 4  | 23  | 122 | 8    | 42  | 72  | 94  | 1  | 697                       |
| <b>Region 13</b>   | 2    | 70    | 0                | 15 | 1  | 17  | 42  | 9    | 25  | 25  | 52  | 0  | 258                       |
| <b>Region 14</b>   | 0    | 62    | 0                | 0  | 1  | 9   | 29  | 0    | 7   | 32  | 40  | 0  | 180                       |
| <b>Region 15</b>   | 0    | 50    | 0                | 0  | 1  | 5   | 26  | 0    | 7   | 18  | 67  | 1  | 175                       |
| <b>Region 16</b>   | 0    | 25    | 0                | 0  | 0  | 4   | 18  | 3    | 1   | 10  | 15  | 1  | 77                        |
| <b>No Program Assigned<sup>11</sup></b>                                      |      |       |                  |    |    |     |     |      |     |     |     |    | 97                        |
| <b>TOTALS</b>  | 66   | 1,952 | 6                | 34 | 16 | 174 | 637 | 225  | 187 | 598 | 863 | 55 | <b>4,910<sup>12</sup></b> |

10 Dry Clean category is a new category in the FY10 report. In prior reports this category was reported under the IHW category.

11 “No Program Assigned” included complaint investigations that cannot be categorized in the listed program areas, or complaints occurring at the end of FY10 that have not yet been assigned to a program area.

12 The number of complaints investigated and approved in FY10 is 4,746. However, since some complaints investigated by multiple programs, the total number of complaint investigations is greater.

**Table T-10: Complaint Investigations, Fiscal Year 2009 (9/1/2008– 8/31/2009)**

| <b>Table T-10: Complaint Investigations, Fiscal Year 2009 (9/1/2008 - 8/31/2009)</b> |             |              |           |           |            |            |             |            |            |            |           |                           |
|--|-------------|--------------|-----------|-----------|------------|------------|-------------|------------|------------|------------|-----------|---------------------------|
|  | <b>AGRI</b> | <b>AIR</b>   | <b>EA</b> | <b>ER</b> | <b>IHW</b> | <b>MSW</b> | <b>OSSF</b> | <b>PST</b> | <b>PWS</b> | <b>WQ</b>  | <b>WR</b> | <b>TOTAL</b>              |
| <b>Region 1</b>  | 4           | 70           | 0         | 0         | 14         | 21         | 10          | 1          | 3          | 4          | 0         | 127                       |
| <b>Region 2</b>  | 11          | 29           | 0         | 1         | 6          | 15         | 10          | 1          | 17         | 18         | 0         | 108                       |
| <b>Region 3</b>  | 5           | 42           | 0         | 0         | 12         | 22         | 7           | 1          | 37         | 42         | 4         | 172                       |
| <b>Region 4</b>  | 28          | 542          | 0         | 1         | 41         | 55         | 30          | 60         | 24         | 140        | 12        | 933                       |
| <b>Region 5</b>  | 14          | 94           | 0         | 0         | 4          | 12         | 8           | 0          | 60         | 90         | 10        | 292                       |
| <b>Region 6</b>  | 0           | 48           | 0         | 0         | 7          | 35         | 1           | 5          | 6          | 31         | 0         | 133                       |
| <b>Region 7</b>  | 0           | 74           | 0         | 0         | 18         | 17         | 2           | 4          | 7          | 17         | 0         | 139                       |
| <b>Region 8</b>  | 2           | 43           | 0         | 1         | 7          | 30         | 6           | 2          | 7          | 19         | 4         | 121                       |
| <b>Region 9</b>  | 6           | 289          | 0         | 2         | 9          | 44         | 1           | 20         | 131        | 96         | 10        | 608                       |
| <b>Region 10</b>   | 0           | 156          | 0         | 2         | 7          | 34         | 107         | 9          | 97         | 50         | 3         | 465                       |
| <b>Region 11</b>   | 1           | 53           | 14        | 0         | 19         | 35         | 3           | 5          | 35         | 58         | 2         | 225                       |
| <b>Region 12</b>   | 5           | 276          | 0         | 0         | 24         | 142        | 10          | 35         | 76         | 101        | 1         | 670                       |
| <b>Region 13</b>   | 3           | 131          | 23        | 1         | 24         | 44         | 0           | 8          | 11         | 41         | 8         | 294                       |
| <b>Region 14</b>   | 4           | 47           | 0         | 0         | 13         | 9          | 3           | 0          | 23         | 21         | 0         | 120                       |
| <b>Region 15</b>   | 0           | 56           | 0         | 1         | 10         | 36         | 7           | 6          | 30         | 50         | 1         | 197                       |
| <b>Region 16</b>   | 0           | 19           | 0         | 0         | 5          | 20         | 0           | 1          | 12         | 15         | 0         | 72                        |
| <b>No Program Assigned<sup>13</sup></b>  |             |              |           |           |            |            |             |            |            |            |           | 199                       |
| <b>TOTALS</b>  | <b>83</b>   | <b>1,969</b> | <b>37</b> | <b>9</b>  | <b>220</b> | <b>571</b> | <b>205</b>  | <b>158</b> | <b>576</b> | <b>793</b> | <b>55</b> | <b>4,875<sup>14</sup></b> |

13 "No Program Assigned" included complaint investigations that cannot be categorized in the listed program areas, or complaints occurring at the end of FY09 that have not yet been assigned to a program area.

14 The number of complaints investigated and approved in FY09 is 4,733. However, since some complaints investigated by multiple programs, the total number of complaint investigations is greater.

**Table T-11: Complaint Investigations, Fiscal Year 2008 (9/1/2007– 8/31/2008)**

| <b>Table T-11: Complaint Investigations, Fiscal Year 2008 (9/1/2007 - 8/31/2008)</b> |             |            |           |           |            |            |             |            |            |           |           |                           |
|--|-------------|------------|-----------|-----------|------------|------------|-------------|------------|------------|-----------|-----------|---------------------------|
|  | <b>AGRI</b> | <b>AIR</b> | <b>EA</b> | <b>ER</b> | <b>IHW</b> | <b>MSW</b> | <b>OSSF</b> | <b>PST</b> | <b>PWS</b> | <b>WQ</b> | <b>WR</b> | <b>TOTAL</b>              |
| <b>Region 1</b>  | 7           | 72         | 0         | 0         | 5          | 24         | 5           | 2          | 3          | 11        | 2         | 131                       |
| <b>Region 2</b>  | 10          | 33         | 0         | 0         | 5          | 11         | 2           | 1          | 9          | 11        | 1         | 83                        |
| <b>Region 3</b>  | 3           | 44         | 0         | 0         | 6          | 25         | 16          | 2          | 28         | 42        | 4         | 170                       |
| <b>Region 4</b>  | 26          | 584        | 0         | 1         | 35         | 80         | 9           | 49         | 16         | 142       | 17        | 959                       |
| <b>Region 5</b>  | 10          | 2          | 0         | 2         | 12         | 12         | 12          | 1          | 50         | 111       | 11        | 223                       |
| <b>Region 6</b>  | 0           | 68         | 0         | 0         | 5          | 17         | 0           | 1          | 4          | 18        | 0         | 113                       |
| <b>Region 7</b>  | 0           | 64         | 0         | 1         | 21         | 29         | 1           | 4          | 11         | 25        | 0         | 156                       |
| <b>Region 8</b>  | 3           | 42         | 0         | 0         | 12         | 23         | 5           | 4          | 10         | 28        | 3         | 130                       |
| <b>Region 9</b>  | 4           | 272        | 0         | 0         | 15         | 97         | 6           | 18         | 100        | 130       | 5         | 647                       |
| <b>Region 10</b>   | 1           | 192        | 0         | 4         | 13         | 38         | 91          | 15         | 28         | 37        | 1         | 420                       |
| <b>Region 11</b>   | 2           | 74         | 16        | 2         | 17         | 42         | 2           | 8          | 33         | 80        | 2         | 278                       |
| <b>Region 12</b>   | 0           | 264        | 0         | 0         | 17         | 286        | 12          | 65         | 41         | 95        | 2         | 782                       |
| <b>Region 13</b>   | 2           | 104        | 22        | 2         | 30         | 55         | 0           | 20         | 8          | 20        | 0         | 263                       |
| <b>Region 14</b>   | 1           | 70         | 0         | 6         | 14         | 19         | 0           | 4          | 30         | 33        | 0         | 177                       |
| <b>Region 15</b>   | 0           | 61         | 0         | 0         | 7          | 49         | 4           | 6          | 23         | 51        | 0         | 201                       |
| <b>Region 16</b>   | 0           | 28         | 0         | 0         | 5          | 16         | 0           | 3          | 18         | 15        | 1         | 86                        |
| <b>No Program Assigned<sup>15</sup></b>  |             |            |           |           |            |            |             |            |            |           |           | 184                       |
| <b>TOTALS</b>  | 69          | 1,974      | 38        | 18        | 219        | 823        | 165         | 203        | 412        | 849       | 49        | <b>5,003<sup>16</sup></b> |

15 "No Program Assigned" includes complaint investigations that cannot be categorized in the listed program areas, or complaints occurring at the end of FY08 that have not yet been assigned to a program area.

16 The number of complaints investigated in FY08 is 4,974. However, since some complaints are investigated by multiple programs, the total number of complaint investigations is greater.



**Table T-12: Complaint Investigations, Fiscal Year 2007 (9/1/2006– 8/31/2007)**

| <b>Table T-12: Complaint Investigations, Fiscal Year 2007 (9/1/2006 - 8/31/2007)</b> |             |            |           |           |            |            |             |            |            |           |           |                           |
|--|-------------|------------|-----------|-----------|------------|------------|-------------|------------|------------|-----------|-----------|---------------------------|
|  | <b>AGRI</b> | <b>AIR</b> | <b>EA</b> | <b>ER</b> | <b>IHW</b> | <b>MSW</b> | <b>OSSF</b> | <b>PST</b> | <b>PWS</b> | <b>WQ</b> | <b>WR</b> | <b>TOTAL</b>              |
| <b>Region 1</b>  | 3           | 31         | 0         | 0         | 12         | 6          | 8           | 1          | 3          | 13        | 0         | 77                        |
| <b>Region 2</b>  | 10          | 30         | 0         | 0         | 14         | 11         | 1           | 0          | 11         | 30        | 1         | 108                       |
| <b>Region 3</b>  | 7           | 36         | 0         | 0         | 9          | 18         | 16          | 8          | 33         | 40        | 7         | 174                       |
| <b>Region 4</b>  | 19          | 521        | 0         | 4         | 39         | 89         | 3           | 43         | 13         | 183       | 19        | 933                       |
| <b>Region 5</b>  | 18          | 57         | 0         | 0         | 7          | 14         | 26          | 1          | 26         | 63        | 8         | 220                       |
| <b>Region 6</b>  | 1           | 104        | 0         | 0         | 5          | 11         | 1           | 2          | 7          | 21        | 0         | 152                       |
| <b>Region 7</b>  | 0           | 57         | 0         | 1         | 20         | 16         | 0           | 0          | 4          | 27        | 0         | 125                       |
| <b>Region 8</b>  | 10          | 53         | 0         | 0         | 5          | 25         | 6           | 3          | 3          | 17        | 2         | 124                       |
| <b>Region 9</b>  | 1           | 239        | 0         | 1         | 11         | 114        | 48          | 4          | 99         | 155       | 5         | 677                       |
| <b>Region 10</b>   | 1           | 202        | 0         | 2         | 16         | 51         | 128         | 16         | 43         | 59        | 2         | 520                       |
| <b>Region 11</b>   | 0           | 62         | 24        | 1         | 7          | 51         | 0           | 5          | 37         | 110       | 4         | 301                       |
| <b>Region 12</b>   | 0           | 391        | 0         | 0         | 14         | 94         | 13          | 48         | 51         | 121       | 2         | 734                       |
| <b>Region 13</b>   | 3           | 115        | 12        | 1         | 20         | 38         | 3           | 13         | 20         | 53        | 0         | 278                       |
| <b>Region 14</b>   | 5           | 46         | 0         | 3         | 8          | 17         | 3           | 4          | 21         | 30        | 0         | 137                       |
| <b>Region 15</b>   | 0           | 47         | 0         | 1         | 13         | 58         | 0           | 10         | 17         | 49        | 0         | 195                       |
| <b>Region 16</b>   | 1           | 16         | 0         | 0         | 3          | 24         | 0           | 0          | 13         | 30        | 1         | 88                        |
| <b>No Program Assigned<sup>17</sup></b>  |             |            |           |           |            |            |             |            |            |           |           | 198                       |
| <b>TOTALS</b>  | 79          | 2,007      | 36        | 14        | 203        | 637        | 256         | 158        | 401        | 1,001     | 51        | <b>5,041<sup>18</sup></b> |

17 "No Program Assigned" includes complaint investigations that cannot be categorized in the listed program areas, or complaints occurring at the end of FY07 that have not yet been assigned to a program area.

18 The number of complaints investigated in FY07 is 4,974. However, since some complaints are investigated by multiple programs, the total number of complaint investigations is greater.

**Table T-13: Notices of Violation Issued (Mailed) Fiscal Year 2012 (9/1/2011 - 8/31/2012) from Regional Offices**

| <b>Table T-13: Notices of Violation Issued (Mailed) Fiscal Year 2012 (9/1/2011 - 8/31/2012) from Regional Offices</b> |             |              |           |           |            |            |             |            |              |              |           |            |               |
|---|-------------|--------------|-----------|-----------|------------|------------|-------------|------------|--------------|--------------|-----------|------------|---------------|
|   | <b>AGRI</b> | <b>AIR</b>   | <b>DC</b> | <b>EA</b> | <b>IHW</b> | <b>MSW</b> | <b>OSSF</b> | <b>PST</b> | <b>PWS</b>   | <b>WQ</b>    | <b>WR</b> | <b>MM</b>  | <b>TOTALS</b> |
| <b>Region 01</b>  | 14          | 53           | 0         | 0         | 3          | 5          | 9           | 0          | 13           | 36           | 0         | 4          | <b>137</b>    |
| <b>Region 02</b>  | 0           | 10           | 0         | 0         | 8          | 12         | 1           | 4          | 65           | 32           | 0         | 8          | <b>140</b>    |
| <b>Region 03</b>  | 11          | 63           | 0         | 0         | 0          | 4          | 0           | 2          | 65           | 65           | 2         | 5          | <b>217</b>    |
| <b>Region 04</b>  | 44          | 172          | 0         | 0         | 12         | 28         | 17          | 199        | 120          | 219          | 1         | 27         | <b>839</b>    |
| <b>Region 05</b>  | 16          | 58           | 0         | 0         | 4          | 13         | 18          | 0          | 206          | 69           | 1         | 16         | <b>401</b>    |
| <b>Region 06</b>  | 0           | 42           | 0         | 0         | 3          | 31         | 3           | 23         | 26           | 41           | 0         | 18         | <b>187</b>    |
| <b>Region 07</b>  | 1           | 68           | 0         | 0         | 12         | 7          | 0           | 2          | 4            | 13           | 0         | 1          | <b>108</b>    |
| <b>Region 08</b>  | 0           | 13           | 0         | 0         | 1          | 7          | 2           | 4          | 17           | 22           | 0         | 4          | <b>70</b>     |
| <b>Region 09</b>  | 2           | 40           | 0         | 0         | 2          | 21         | 0           | 3          | 114          | 50           | 2         | 17         | <b>251</b>    |
| <b>Region 10</b>  | 0           | 121          | 1         | 0         | 5          | 35         | 75          | 4          | 111          | 139          | 1         | 11         | <b>543</b>    |
| <b>Region 11</b>  | 1           | 21           | 0         | 25        | 8          | 17         | 0           | 10         | 67           | 101          | 0         | 10         | <b>260</b>    |
| <b>Region 12</b>  | 0           | 440          | 0         | 0         | 60         | 33         | 7           | 303        | 305          | 438          | 0         | 33         | <b>1,619</b>  |
| <b>Region 13</b>  | 0           | 46           | 0         | 19        | 7          | 19         | 2           | 4          | 64           | 51           | 3         | 9          | <b>224</b>    |
| <b>Region 14</b>  | 0           | 54           | 0         | 0         | 9          | 26         | 0           | 10         | 61           | 76           | 0         | 39         | <b>275</b>    |
| <b>Region 15</b>  | 0           | 4            | 0         | 0         | 8          | 21         | 0           | 4          | 28           | 41           | 1         | 14         | <b>121</b>    |
| <b>Region 16</b>  | 0           | 23           | 0         | 0         | 1          | 15         | 8           | 16         | 20           | 21           | 0         | 5          | <b>109</b>    |
| <b>TOTALS</b>   | <b>89</b>   | <b>1,228</b> | <b>1</b>  | <b>44</b> | <b>143</b> | <b>294</b> | <b>142</b>  | <b>628</b> | <b>1,286</b> | <b>1,414</b> | <b>11</b> | <b>221</b> | <b>5,501</b>  |

**Table T-14: Notices of Violation Issued (Mailed) Fiscal Year 2011 (9/1/2010 - 8/31/2011) from Regional Offices**

| <b>Table T-14: Notices of Violation Issued (Mailed) Fiscal Year 2011 (9/1/2010 - 8/31/2011) from Regional Offices</b> |             |              |           |           |            |            |             |            |              |              |           |            |               |
|---|-------------|--------------|-----------|-----------|------------|------------|-------------|------------|--------------|--------------|-----------|------------|---------------|
|   | <b>AGRI</b> | <b>AIR</b>   | <b>DC</b> | <b>EA</b> | <b>IHW</b> | <b>MSW</b> | <b>OSSF</b> | <b>PST</b> | <b>PWS</b>   | <b>WQ</b>    | <b>WR</b> | <b>MM</b>  | <b>TOTALS</b> |
| <b>Region 01</b>  | 8           | 38           | 0         | 0         | 2          | 9          | 3           | 1          | 9            | 44           | 0         | 2          | <b>116</b>    |
| <b>Region 02</b>  | 4           | 8            | 0         | 0         | 13         | 11         | 0           | 4          | 44           | 31           | 0         | 10         | <b>125</b>    |
| <b>Region 03</b>  | 11          | 38           | 0         | 0         | 0          | 6          | 0           | 11         | 51           | 85           | 2         | 3          | <b>207</b>    |
| <b>Region 04</b>  | 41          | 193          | 0         | 0         | 17         | 30         | 19          | 194        | 136          | 184          | 0         | 10         | <b>824</b>    |
| <b>Region 05</b>  | 21          | 83           | 0         | 0         | 9          | 13         | 34          | 0          | 196          | 75           | 5         | 14         | <b>450</b>    |
| <b>Region 06</b>  | 1           | 22           | 0         | 0         | 4          | 15         | 2           | 75         | 16           | 22           | 1         | 13         | <b>171</b>    |
| <b>Region 07</b>  | 0           | 77           | 0         | 0         | 11         | 7          | 1           | 4          | 8            | 10           | 0         | 2          | <b>120</b>    |
| <b>Region 08</b>  | 2           | 10           | 0         | 0         | 7          | 12         | 1           | 14         | 24           | 20           | 2         | 8          | <b>100</b>    |
| <b>Region 09</b>  | 3           | 58           | 0         | 0         | 4          | 20         | 0           | 4          | 108          | 81           | 0         | 9          | <b>287</b>    |
| <b>Region 10</b>  | 0           | 116          | 1         | 0         | 14         | 33         | 79          | 57         | 154          | 132          | 2         | 13         | <b>601</b>    |
| <b>Region 11</b>  | 2           | 22           | 0         | 34        | 5          | 16         | 0           | 11         | 78           | 88           | 0         | 12         | <b>268</b>    |
| <b>Region 12</b>  | 0           | 450          | 0         | 0         | 93         | 20         | 11          | 385        | 348          | 471          | 2         | 48         | <b>1,828</b>  |
| <b>Region 13</b>  | 1           | 44           | 0         | 17        | 7          | 35         | 0           | 10         | 68           | 53           | 0         | 7          | <b>242</b>    |
| <b>Region 14</b>  | 1           | 61           | 0         | 0         | 13         | 20         | 0           | 15         | 81           | 88           | 1         | 30         | <b>310</b>    |
| <b>Region 15</b>  | 0           | 21           | 0         | 0         | 10         | 23         | 0           | 12         | 39           | 36           | 9         | 24         | <b>174</b>    |
| <b>Region 16</b>  | 0           | 25           | 0         | 0         | 1          | 9          | 9           | 6          | 24           | 21           | 1         | 3          | <b>99</b>     |
| <b>TOTALS</b>   | <b>95</b>   | <b>1,266</b> | <b>1</b>  | <b>51</b> | <b>210</b> | <b>279</b> | <b>159</b>  | <b>803</b> | <b>1,384</b> | <b>1,441</b> | <b>25</b> | <b>208</b> | <b>5,922</b>  |

**Table T-15: Notices of Violation Issued (Mailed) Fiscal Year 2010 (9/1/2009 - 8/31/2010) from Regional Offices**

| <b>Table T-15: Notices of Violation Issued (Mailed) Fiscal Year 2010 (9/1/2009 - 8/31/2010) from Regional Offices</b> |             |              |           |           |            |            |             |              |              |              |           |            |               |
|---|-------------|--------------|-----------|-----------|------------|------------|-------------|--------------|--------------|--------------|-----------|------------|---------------|
|   | <b>AGRI</b> | <b>AIR</b>   | <b>DC</b> | <b>EA</b> | <b>IHW</b> | <b>MSW</b> | <b>OSSF</b> | <b>PST</b>   | <b>PWS</b>   | <b>WQ</b>    | <b>WR</b> | <b>MM</b>  | <b>TOTALS</b> |
| <b>Region 01</b>  | 17          | 43           | 0         | 0         | 13         | 13         | 13          | 26           | 6            | 59           | 0         | 4          | <b>194</b>    |
| <b>Region 02</b>  | 6           | 16           | 0         | 0         | 6          | 21         | 1           | 50           | 49           | 44           | 0         | 6          | <b>199</b>    |
| <b>Region 03</b>  | 11          | 28           | 0         | 0         | 0          | 2          | 2           | 16           | 77           | 92           | 5         | 15         | <b>248</b>    |
| <b>Region 04</b>  | 53          | 165          | 1         | 0         | 27         | 26         | 28          | 230          | 122          | 191          | 1         | 15         | <b>859</b>    |
| <b>Region 05</b>  | 38          | 69           | 0         | 0         | 6          | 7          | 25          | 9            | 177          | 110          | 8         | 16         | <b>465</b>    |
| <b>Region 06</b>  | 0           | 30           | 0         | 0         | 4          | 13         | 0           | 44           | 20           | 27           | 0         | 36         | <b>174</b>    |
| <b>Region 07</b>  | 0           | 92           | 0         | 0         | 13         | 9          | 0           | 3            | 7            | 18           | 0         | 1          | <b>143</b>    |
| <b>Region 08</b>  | 2           | 17           | 0         | 0         | 13         | 16         | 3           | 35           | 26           | 43           | 5         | 7          | <b>167</b>    |
| <b>Region 09</b>  | 7           | 65           | 0         | 0         | 3          | 41         | 0           | 46           | 105          | 89           | 0         | 10         | <b>366</b>    |
| <b>Region 10</b>  | 0           | 138          | 0         | 0         | 7          | 42         | 84          | 88           | 102          | 167          | 0         | 11         | <b>639</b>    |
| <b>Region 11</b>  | 0           | 17           | 0         | 48        | 5          | 9          | 1           | 50           | 65           | 187          | 0         | 17         | <b>399</b>    |
| <b>Region 12</b>  | 2           | 498          | 0         | 0         | 80         | 30         | 25          | 462          | 338          | 434          | 3         | 53         | <b>1,925</b>  |
| <b>Region 13</b>  | 0           | 48           | 0         | 23        | 15         | 20         | 0           | 55           | 67           | 112          | 1         | 13         | <b>354</b>    |
| <b>Region 14</b>  | 1           | 43           | 0         | 0         | 13         | 17         | 0           | 30           | 64           | 78           | 2         | 32         | <b>280</b>    |
| <b>Region 15</b>  | 0           | 23           | 0         | 0         | 7          | 19         | 0           | 88           | 42           | 47           | 3         | 9          | <b>238</b>    |
| <b>Region 16</b>  | 0           | 35           | 0         | 0         | 1          | 6          | 0           | 14           | 31           | 29           | 2         | 1          | <b>119</b>    |
| <b>TOTALS</b>   | <b>137</b>  | <b>1,327</b> | <b>1</b>  | <b>71</b> | <b>213</b> | <b>291</b> | <b>182</b>  | <b>1,246</b> | <b>1,298</b> | <b>1,727</b> | <b>30</b> | <b>246</b> | <b>6,769</b>  |

**Table T-16: Notices of Violation Issued (Mailed) Fiscal Year 2009 (9/1/2008 - 8/31/2009) from Regional Offices**

| <b>Table T-16: Notices of Violation Issued (Mailed) Fiscal Year 2009 (9/1/2008 - 8/31/2009) from Regional Offices</b> |             |              |           |            |            |             |              |              |            |              |           |            |            |              |
|---|-------------|--------------|-----------|------------|------------|-------------|--------------|--------------|------------|--------------|-----------|------------|------------|--------------|
|   | <b>AGRI</b> | <b>AIR</b>   | <b>EA</b> | <b>IHW</b> | <b>MSW</b> | <b>OSSF</b> | <b>PST</b>   | <b>PWS</b>   | <b>RAD</b> | <b>WQ</b>    | <b>WR</b> | <b>UIC</b> | <b>MM</b>  | <b>TOTAL</b> |
| <b>Region 1</b>   | 27          | 41           | 0         | 15         | 8          | 8           | 60           | 19           | 0          | 48           | 0         | 2          | 0          | 228          |
| <b>Region 2</b>   | 19          | 35           | 0         | 16         | 19         | 4           | 55           | 73           | 0          | 71           | 0         | 0          | 6          | 298          |
| <b>Region 3</b>   | 6           | 33           | 0         | 6          | 9          | 1           | 48           | 115          | 0          | 158          | 1         | 0          | 2          | 379          |
| <b>Region 4</b>   | 85          | 219          | 0         | 44         | 59         | 31          | 373          | 186          | 0          | 263          | 2         | 0          | 8          | 1,271        |
| <b>Region 5</b>   | 34          | 84           | 0         | 9          | 7          | 71          | 3            | 280          | 0          | 150          | 4         | 0          | 18         | 660          |
| <b>Region 6</b>   | 0           | 56           | 0         | 33         | 28         | 0           | 77           | 45           | 0          | 55           | 0         | 0          | 19         | 313          |
| <b>Region 7</b>   | 0           | 91           | 0         | 25         | 9          | 0           | 1            | 6            | 0          | 40           | 0         | 0          | 0          | 172          |
| <b>Region 8</b>   | 6           | 31           | 0         | 27         | 35         | 7           | 39           | 51           | 0          | 66           | 1         | 0          | 9          | 272          |
| <b>Region 9</b>   | 2           | 70           | 0         | 38         | 87         | 0           | 125          | 311          | 0          | 181          | 0         | 0          | 8          | 822          |
| <b>Region 10</b>  | 2           | 182          | 0         | 9          | 28         | 96          | 47           | 192          | 0          | 187          | 0         | 2          | 3          | 746          |
| <b>Region 11</b>  | 0           | 62           | 23        | 16         | 18         | 5           | 44           | 128          | 0          | 136          | 0         | 0          | 21         | 453          |
| <b>Region 12</b>  | 0           | 398          | 0         | 62         | 46         | 8           | 307          | 438          | 0          | 370          | 0         | 2          | 6          | 1,637        |
| <b>Region 13</b>  | 1           | 81           | 48        | 12         | 21         | 0           | 38           | 203          | 0          | 119          | 2         | 0          | 9          | 534          |
| <b>Region 14</b>  | 2           | 87           | 0         | 52         | 25         | 0           | 63           | 124          | 0          | 145          | 0         | 3          | 17         | 518          |
| <b>Region 15</b>  | 1           | 43           | 0         | 45         | 50         | 1           | 81           | 59           | 0          | 99           | 8         | 0          | 15         | 402          |
| <b>Region 16</b>  | 0           | 15           | 0         | 1          | 15         | 0           | 20           | 52           | 0          | 45           | 0         | 0          | 1          | 149          |
| <b>TOTALS</b>   | <b>183</b>  | <b>1,528</b> | <b>71</b> | <b>411</b> | <b>464</b> | <b>232</b>  | <b>1,381</b> | <b>2,282</b> | <b>0</b>   | <b>2,133</b> | <b>18</b> | <b>9</b>   | <b>142</b> | <b>8,854</b> |

**Table T-17: Notices of Violation Issued (Mailed) Fiscal Year 2008 (9/1/2007 - 8/31/2008) from Regional Offices**

| <b>Table T-17: Notices of Violation Issued (Mailed) Fiscal Year 2008 (9/1/2007 - 8/31/2008) from Regional Offices</b> |             |              |           |            |            |             |              |              |            |              |           |            |            |              |
|---|-------------|--------------|-----------|------------|------------|-------------|--------------|--------------|------------|--------------|-----------|------------|------------|--------------|
|   | <b>AGRI</b> | <b>AIR</b>   | <b>EA</b> | <b>IHW</b> | <b>MSW</b> | <b>OSSF</b> | <b>PST</b>   | <b>PWS</b>   | <b>RAD</b> | <b>WQ</b>    | <b>WR</b> | <b>UIC</b> | <b>MM</b>  | <b>TOTAL</b> |
| <b>Region 1</b>   | 34          | 57           | 0         | 11         | 13         | 3           | 17           | 4            | 0          | 45           | 0         | 1          | 0          | 185          |
| <b>Region 2</b>   | 28          | 39           | 0         | 12         | 18         | 1           | 69           | 64           | 0          | 55           | 0         | 0          | 12         | 298          |
| <b>Region 3</b>   | 12          | 38           | 0         | 6          | 12         | 1           | 19           | 68           | 0          | 104          | 1         | 0          | 7          | 268          |
| <b>Region 4</b>   | 93          | 205          | 0         | 21         | 30         | 9           | 397          | 195          | 0          | 285          | 1         | 0          | 4          | 1,240        |
| <b>Region 5</b>   | 41          | 53           | 0         | 10         | 10         | 13          | 8            | 246          | 0          | 132          | 2         | 0          | 26         | 541          |
| <b>Region 6</b>   | 1           | 60           | 0         | 27         | 16         | 0           | 63           | 20           | 0          | 28           | 0         | 0          | 23         | 238          |
| <b>Region 7</b>   | 0           | 70           | 0         | 28         | 8          | 0           | 4            | 17           | 0          | 64           | 0         | 0          | 0          | 191          |
| <b>Region 8</b>   | 4           | 22           | 0         | 25         | 23         | 2           | 25           | 44           | 0          | 62           | 1         | 0          | 14         | 222          |
| <b>Region 9</b>   | 3           | 79           | 0         | 20         | 108        | 10          | 48           | 290          | 0          | 151          | 0         | 0          | 11         | 720          |
| <b>Region 10</b>  | 0           | 162          | 0         | 19         | 42         | 124         | 64           | 225          | 0          | 341          | 0         | 0          | 17         | 994          |
| <b>Region 11</b>  | 0           | 39           | 0         | 14         | 16         | 1           | 42           | 104          | 0          | 121          | 0         | 0          | 85         | 422          |
| <b>Region 12</b>  | 0           | 370          | 0         | 224        | 102        | 6           | 725          | 616          | 0          | 492          | 1         | 1          | 68         | 2,605        |
| <b>Region 13</b>  | 4           | 78           | 0         | 30         | 17         | 0           | 9            | 142          | 0          | 107          | 0         | 0          | 16         | 403          |
| <b>Region 14</b>  | 3           | 68           | 0         | 33         | 22         | 0           | 26           | 113          | 0          | 158          | 0         | 1          | 23         | 447          |
| <b>Region 15</b>  | 2           | 44           | 0         | 26         | 40         | 0           | 67           | 39           | 0          | 62           | 0         | 0          | 54         | 334          |
| <b>Region 16</b>  | 2           | 24           | 0         | 2          | 25         | 0           | 16           | 69           | 0          | 31           | 0         | 0          | 12         | 181          |
| <b>TOTALS</b>   | <b>227</b>  | <b>1,408</b> | <b>0</b>  | <b>508</b> | <b>502</b> | <b>170</b>  | <b>1,599</b> | <b>2,256</b> | <b>0</b>   | <b>2,238</b> | <b>6</b>  | <b>3</b>   | <b>372</b> | <b>9,289</b> |

**Table T-18: Notices of Violation Issued (Mailed) Fiscal Year 2007 (9/1/2006 - 8/31/2007) from Regional Offices**

| <b>Table T-18: Notices of Violation Issued (Mailed) Fiscal Year 2007 (9/1/2006 - 8/31/2007) from Regional Offices</b> |             |              |           |            |            |             |              |              |            |              |           |            |           |              |
|---|-------------|--------------|-----------|------------|------------|-------------|--------------|--------------|------------|--------------|-----------|------------|-----------|--------------|
|   | <b>AGRI</b> | <b>AIR</b>   | <b>EA</b> | <b>IHW</b> | <b>MSW</b> | <b>OSSF</b> | <b>PST</b>   | <b>PWS</b>   | <b>RAD</b> | <b>WQ</b>    | <b>WR</b> | <b>UIC</b> | <b>MM</b> | <b>TOTAL</b> |
| <b>Region 1</b>   | 26          | 42           | 0         | 3          | 6          | 7           | 42           | 9            | 0          | 45           | 0         | 0          | 0         | 180          |
| <b>Region 2</b>   | 24          | 28           | 0         | 9          | 17         | 0           | 71           | 72           | 0          | 53           | 0         | 0          | 1         | 275          |
| <b>Region 3</b>   | 7           | 25           | 0         | 2          | 10         | 2           | 55           | 77           | 0          | 99           | 2         | 0          | 0         | 279          |
| <b>Region 4</b>   | 86          | 221          | 0         | 29         | 51         | 5           | 574          | 345          | 0          | 384          | 7         | 0          | 2         | 1,704        |
| <b>Region 5</b>   | 41          | 38           | 0         | 9          | 6          | 15          | 106          | 223          | 0          | 92           | 1         | 0          | 11        | 542          |
| <b>Region 6</b>   | 1           | 72           | 0         | 41         | 18         | 0           | 107          | 12           | 0          | 12           | 0         | 0          | 5         | 268          |
| <b>Region 7</b>   | 1           | 69           | 0         | 18         | 6          | 1           | 31           | 6            | 0          | 59           | 0         | 0          | 0         | 191          |
| <b>Region 8</b>   | 6           | 27           | 0         | 11         | 20         | 7           | 55           | 39           | 0          | 75           | 0         | 0          | 8         | 248          |
| <b>Region 9</b>   | 2           | 86           | 0         | 6          | 54         | 59          | 65           | 321          | 0          | 113          | 0         | 0          | 1         | 707          |
| <b>Region 10</b>  | 1           | 144          | 0         | 33         | 36         | 121         | 198          | 254          | 0          | 244          | 0         | 0          | 0         | 1,031        |
| <b>Region 11</b>  | 0           | 21           | 23        | 8          | 12         | 0           | 36           | 71           | 0          | 140          | 1         | 0          | 7         | 319          |
| <b>Region 12</b>  | 1           | 393          | 0         | 178        | 43         | 6           | 1,035        | 535          | 0          | 526          | 0         | 9          | 15        | 2,741        |
| <b>Region 13</b>  | 3           | 55           | 30        | 21         | 18         | 1           | 84           | 97           | 0          | 90           | 0         | 1          | 4         | 404          |
| <b>Region 14</b>  | 8           | 40           | 0         | 22         | 18         | 0           | 80           | 114          | 0          | 135          | 0         | 4          | 10        | 431          |
| <b>Region 15</b>  | 0           | 46           | 0         | 28         | 37         | 0           | 116          | 43           | 0          | 42           | 0         | 4          | 11        | 327          |
| <b>Region 16</b>  | 4           | 9            | 0         | 5          | 22         | 0           | 15           | 45           | 0          | 54           | 0         | 7          | 2         | 163          |
| <b>TOTALS</b>   | <b>211</b>  | <b>1,316</b> | <b>53</b> | <b>423</b> | <b>374</b> | <b>224</b>  | <b>2,670</b> | <b>2,263</b> | <b>0</b>   | <b>2,163</b> | <b>11</b> | <b>25</b>  | <b>77</b> | <b>9,810</b> |

**Table T-19: Notices of Violation Issued (Mailed) Fiscal Year 2012 (9/1/2011 - 8/31/2012) from Central Office**

| <b>Table T-19: Notices of Violation Issued (Mailed) Fiscal Year 2012 (9/1/2011 - 8/31/2012) from Central Office</b> |             |            |           |            |            |           |            |              |           |           |              |
|---|-------------|------------|-----------|------------|------------|-----------|------------|--------------|-----------|-----------|--------------|
|   | <b>AGRI</b> | <b>AIR</b> | <b>DC</b> | <b>IHW</b> | <b>MSW</b> | <b>OC</b> | <b>PST</b> | <b>PWS</b>   | <b>WQ</b> | <b>MM</b> | <b>TOTAL</b> |
| <b>Region 1</b>   | 0           | 0          | 0         | 0          | 2          | 0         | 0          | 247          | 2         | 0         | <b>251</b>   |
| <b>Region 2</b>   | 0           | 1          | 0         | 0          | 0          | 0         | 0          | 812          | 0         | 0         | <b>813</b>   |
| <b>Region 3</b>   | 0           | 6          | 0         | 0          | 0          | 1         | 0          | 335          | 2         | 1         | <b>345</b>   |
| <b>Region 4</b>   | 0           | 36         | 0         | 0          | 2          | 29        | 7          | 835          | 12        | 1         | <b>922</b>   |
| <b>Region 5</b>   | 0           | 0          | 0         | 0          | 0          | 0         | 2          | 279          | 2         | 0         | <b>283</b>   |
| <b>Region 6</b>   | 0           | 0          | 0         | 0          | 0          | 0         | 1          | 169          | 3         | 0         | <b>173</b>   |
| <b>Region 7</b>   | 0           | 2          | 0         | 0          | 0          | 0         | 0          | 535          | 0         | 0         | <b>537</b>   |
| <b>Region 8</b>   | 0           | 0          | 0         | 0          | 0          | 0         | 0          | 229          | 0         | 0         | <b>229</b>   |
| <b>Region 9</b>   | 0           | 1          | 0         | 0          | 2          | 2         | 0          | 405          | 11        | 1         | <b>422</b>   |
| <b>Region 10</b>  | 0           | 0          | 0         | 0          | 1          | 0         | 3          | 642          | 2         | 1         | <b>649</b>   |
| <b>Region 11</b>  | 0           | 0          | 0         | 0          | 0          | 6         | 0          | 612          | 3         | 0         | <b>621</b>   |
| <b>Region 12</b>  | 0           | 11         | 0         | 0          | 0          | 11        | 8          | 2,073        | 18        | 1         | <b>2,122</b> |
| <b>Region 13</b>  | 0           | 4          | 0         | 0          | 0          | 0         | 1          | 649          | 1         | 0         | <b>655</b>   |
| <b>Region 14</b>  | 0           | 1          | 0         | 0          | 0          | 0         | 0          | 539          | 1         | 1         | <b>542</b>   |
| <b>Region 15</b>  | 0           | 0          | 0         | 0          | 3          | 1         | 1          | 125          | 4         | 0         | <b>134</b>   |
| <b>Region 16</b>  | 0           | 2          | 0         | 0          | 2          | 0         | 0          | 268          | 1         | 0         | <b>273</b>   |
| <b>TOTALS</b>   | <b>0</b>    | <b>64</b>  | <b>0</b>  | <b>0</b>   | <b>12</b>  | <b>50</b> | <b>23</b>  | <b>8,756</b> | <b>62</b> | <b>6</b>  | <b>8,973</b> |

Most of the Central Office Notices of Violation resulted from review of self-reported data from public water supply systems (8,743)



**Table T-20: Notices of Violation Issued (Mailed) Fiscal Year 2011 (9/1/2010 - 8/31/2011) from Central Office**

| <b>Table T-20: Notices of Violation Issued (Mailed) Fiscal Year 2011 (9/1/2010 - 8/31/2011) from Central Office</b> |             |            |           |            |            |            |            |              |           |           |              |
|---|-------------|------------|-----------|------------|------------|------------|------------|--------------|-----------|-----------|--------------|
|   | <b>AGRI</b> | <b>AIR</b> | <b>DC</b> | <b>IHW</b> | <b>MSW</b> | <b>OC</b>  | <b>PST</b> | <b>PWS</b>   | <b>WQ</b> | <b>MM</b> | <b>TOTAL</b> |
| <b>Region 1</b>   | 0           | 2          | 0         | 0          | 0          | 0          | 0          | 107          | 2         | 2         | <b>113</b>   |
| <b>Region 2</b>   | 0           | 0          | 0         | 0          | 0          | 0          | 0          | 888          | 0         | 0         | <b>888</b>   |
| <b>Region 3</b>   | 0           | 0          | 0         | 0          | 0          | 4          | 1          | 180          | 1         | 0         | <b>186</b>   |
| <b>Region 4</b>   | 0           | 4          | 2         | 0          | 1          | 50         | 13         | 747          | 5         | 1         | <b>823</b>   |
| <b>Region 5</b>   | 0           | 1          | 0         | 0          | 0          | 8          | 0          | 403          | 1         | 1         | <b>414</b>   |
| <b>Region 6</b>   | 0           | 1          | 0         | 0          | 0          | 1          | 1          | 239          | 0         | 0         | <b>242</b>   |
| <b>Region 7</b>   | 0           | 1          | 0         | 0          | 0          | 1          | 1          | 343          | 0         | 0         | <b>346</b>   |
| <b>Region 8</b>   | 0           | 0          | 0         | 0          | 0          | 0          | 1          | 57           | 2         | 1         | <b>61</b>    |
| <b>Region 9</b>   | 0           | 0          | 0         | 0          | 3          | 15         | 1          | 394          | 3         | 1         | <b>417</b>   |
| <b>Region 10</b>  | 0           | 3          | 0         | 0          | 0          | 0          | 2          | 696          | 0         | 3         | <b>704</b>   |
| <b>Region 11</b>  | 0           | 0          | 0         | 0          | 0          | 14         | 3          | 576          | 1         | 0         | <b>594</b>   |
| <b>Region 12</b>  | 0           | 7          | 0         | 0          | 0          | 22         | 16         | 1796         | 9         | 1         | <b>1,851</b> |
| <b>Region 13</b>  | 0           | 1          | 0         | 1          | 2          | 3          | 0          | 723          | 0         | 1         | <b>731</b>   |
| <b>Region 14</b>  | 0           | 1          | 0         | 0          | 0          | 3          | 4          | 234          | 1         | 1         | <b>244</b>   |
| <b>Region 15</b>  | 0           | 1          | 0         | 0          | 3          | 0          | 1          | 93           | 0         | 1         | <b>99</b>    |
| <b>Region 16</b>  | 0           | 1          | 0         | 0          | 1          | 0          | 0          | 192          | 0         | 2         | <b>196</b>   |
| <b>TOTALS</b>   | <b>0</b>    | <b>23</b>  | <b>2</b>  | <b>1</b>   | <b>10</b>  | <b>117</b> | <b>44</b>  | <b>7,668</b> | <b>25</b> | <b>15</b> | <b>7,905</b> |

Most of the Central Office Notices of Violation resulted from review of self-reported data from public water supply systems (7,514)

**Table T-21: Notices of Violation Issued (Mailed) Fiscal Year 2010 (9/1/2009 - 8/31/2010) from Central Office**

| <b>Table T-21: Notices of Violation Issued (Mailed) Fiscal Year 2010 (9/1/2009 - 8/31/2010) from Central Office</b> |             |            |           |            |            |           |            |              |            |           |              |
|---|-------------|------------|-----------|------------|------------|-----------|------------|--------------|------------|-----------|--------------|
|   | <b>AGRI</b> | <b>AIR</b> | <b>DC</b> | <b>IHW</b> | <b>MSW</b> | <b>OC</b> | <b>PST</b> | <b>PWS</b>   | <b>WQ</b>  | <b>MM</b> | <b>TOTAL</b> |
| <b>Region 1</b>   | 0           | 2          | 0         | 0          | 0          | 1         | 0          | 105          | 11         | 1         | 120          |
| <b>Region 2</b>   | 0           | 0          | 0         | 0          | 1          | 0         | 1          | 430          | 1          | 0         | 433          |
| <b>Region 3</b>   | 0           | 1          | 0         | 0          | 1          | 2         | 1          | 190          | 11         | 0         | 206          |
| <b>Region 4</b>   | 0           | 7          | 0         | 2          | 6          | 25        | 16         | 699          | 31         | 1         | 787          |
| <b>Region 5</b>   | 0           | 2          | 0         | 0          | 1          | 3         | 2          | 277          | 26         | 1         | 312          |
| <b>Region 6</b>   | 0           | 1          | 0         | 0          | 2          | 0         | 2          | 198          | 5          | 0         | 208          |
| <b>Region 7</b>   | 0           | 0          | 0         | 0          | 1          | 0         | 2          | 354          | 5          | 0         | 362          |
| <b>Region 8</b>   | 0           | 0          | 0         | 0          | 1          | 0         | 1          | 181          | 3          | 2         | 188          |
| <b>Region 9</b>   | 0           | 1          | 0         | 0          | 1          | 7         | 1          | 418          | 27         | 2         | 457          |
| <b>Region 10</b>  | 0           | 3          | 0         | 0          | 1          | 1         | 7          | 377          | 16         | 2         | 407          |
| <b>Region 11</b>  | 0           | 1          | 0         | 0          | 1          | 20        | 3          | 355          | 14         | 1         | 395          |
| <b>Region 12</b>  | 0           | 14         | 1         | 0          | 1          | 13        | 17         | 1,452        | 125        | 4         | 1,627        |
| <b>Region 13</b>  | 0           | 1          | 0         | 0          | 5          | 6         | 2          | 413          | 7          | 3         | 437          |
| <b>Region 14</b>  | 0           | 0          | 0         | 0          | 2          | 1         | 4          | 322          | 24         | 2         | 355          |
| <b>Region 15</b>  | 0           | 1          | 0         | 0          | 2          | 0         | 1          | 76           | 11         | 1         | 92           |
| <b>Region 16</b>  | 0           | 2          | 0         | 0          | 4          | 0         | 0          | 129          | 4          | 0         | 139          |
| <b>TOTALS</b>   | <b>0</b>    | <b>36</b>  | <b>1</b>  | <b>2</b>   | <b>30</b>  | <b>79</b> | <b>60</b>  | <b>5,976</b> | <b>321</b> | <b>20</b> | <b>6,525</b> |

Most of the Central Office Notices of Violation resulted from review of self-reported data from public water supply systems (5,936)

**Table T-22: Notices of Violation Issued (Mailed) Fiscal Year 2009 (9/1/2008 - 8/31/2009) from Central Office**

| <b>Table T-22: Notices of Violation Issued (Mailed) Fiscal Year 2009 (9/1/2008 - 8/31/2009) from Central Office</b> |             |            |           |            |            |           |            |              |            |           |              |
|---|-------------|------------|-----------|------------|------------|-----------|------------|--------------|------------|-----------|--------------|
|   | <b>AGRI</b> | <b>AIR</b> | <b>DC</b> | <b>IHW</b> | <b>MSW</b> | <b>OC</b> | <b>PST</b> | <b>PWS</b>   | <b>WQ</b>  | <b>MM</b> | <b>TOTAL</b> |
| <b>Region 1</b>   | 0           | 0          | 0         | 0          | 0          | 0         | 0          | 62           | 3          | 0         | 65           |
| <b>Region 2</b>   | 0           | 9          | 0         | 0          | 0          | 0         | 0          | 100          | 1          | 0         | 110          |
| <b>Region 3</b>   | 0           | 1          | 0         | 0          | 0          | 0         | 0          | 49           | 2          | 0         | 52           |
| <b>Region 4</b>   | 0           | 3          | 0         | 0          | 0          | 24        | 0          | 266          | 35         | 0         | 328          |
| <b>Region 5</b>   | 0           | 3          | 0         | 0          | 0          | 6         | 0          | 104          | 11         | 0         | 124          |
| <b>Region 6</b>   | 0           | 0          | 0         | 0          | 0          | 0         | 0          | 74           | 1          | 0         | 75           |
| <b>Region 7</b>   | 0           | 0          | 0         | 0          | 0          | 0         | 0          | 49           | 0          | 0         | 49           |
| <b>Region 8</b>   | 0           | 0          | 0         | 0          | 0          | 0         | 0          | 20           | 3          | 0         | 23           |
| <b>Region 9</b>   | 0           | 0          | 0         | 0          | 0          | 0         | 0          | 99           | 26         | 0         | 125          |
| <b>Region 10</b>  | 0           | 2          | 0         | 0          | 0          | 0         | 0          | 103          | 20         | 0         | 126          |
| <b>Region 11</b>  | 0           | 0          | 0         | 0          | 0          | 11        | 0          | 155          | 5          | 0         | 171          |
| <b>Region 12</b>  | 0           | 1          | 0         | 0          | 0          | 8         | 0          | 796          | 65         | 0         | 870          |
| <b>Region 13</b>  | 0           | 0          | 0         | 0          | 0          | 18        | 0          | 221          | 4          | 0         | 243          |
| <b>Region 14</b>  | 0           | 0          | 0         | 0          | 0          | 0         | 0          | 111          | 7          | 0         | 118          |
| <b>Region 15</b>  | 0           | 0          | 0         | 0          | 0          | 0         | 0          | 23           | 5          | 0         | 28           |
| <b>Region 16</b>  | 0           | 0          | 0         | 0          | 0          | 0         | 0          | 44           | 2          | 0         | 46           |
| <b>TOTALS</b>   | <b>0</b>    | <b>19</b>  | <b>0</b>  | <b>0</b>   | <b>0</b>   | <b>67</b> | <b>0</b>   | <b>2,276</b> | <b>190</b> | <b>1</b>  | <b>2,553</b> |

Most of the Central Office Notices of Violation resulted from review of self-reported data from public water supply systems (2,276)

**Table T-23: Notices of Violation Issued (Mailed) Fiscal Year 2008 (9/1/2007 - 8/31/2008) from Central Office**

| <b>Table T-23: Notices of Violation Issued (Mailed) Fiscal Year 2008 (9/1/2007 - 8/31/2008) from Central Office</b> |             |            |           |            |            |           |            |              |           |           |              |
|---|-------------|------------|-----------|------------|------------|-----------|------------|--------------|-----------|-----------|--------------|
|   | <b>AGRI</b> | <b>AIR</b> | <b>DC</b> | <b>IHW</b> | <b>MSW</b> | <b>OC</b> | <b>PST</b> | <b>PWS</b>   | <b>WQ</b> | <b>MM</b> | <b>TOTAL</b> |
| <b>Region 1</b>   | 0           | 0          | 0         | 0          | 0          | 0         | 0          | 89           | 0         | 0         | 89           |
| <b>Region 2</b>   | 0           | 0          | 0         | 0          | 0          | 0         | 0          | 120          | 0         | 0         | 120          |
| <b>Region 3</b>   | 0           | 0          | 0         | 0          | 0          | 0         | 1          | 150          | 3         | 0         | 154          |
| <b>Region 4</b>   | 0           | 4          | 0         | 2          | 2          | 23        | 4          | 572          | 8         | 3         | 618          |
| <b>Region 5</b>   | 0           | 5          | 0         | 1          | 0          | 1         | 2          | 291          | 1         | 0         | 301          |
| <b>Region 6</b>   | 0           | 0          | 0         | 0          | 2          | 0         | 1          | 136          | 1         | 0         | 140          |
| <b>Region 7</b>   | 0           | 1          | 0         | 0          | 2          | 1         | 1          | 156          | 0         | 0         | 161          |
| <b>Region 8</b>   | 0           | 1          | 0         | 0          | 0          | 0         | 0          | 62           | 0         | 0         | 63           |
| <b>Region 9</b>   | 0           | 0          | 1         | 0          | 0          | 1         | 0          | 245          | 1         | 1         | 249          |
| <b>Region 10</b>  | 0           | 0          | 0         | 0          | 3          | 5         | 3          | 290          | 1         | 1         | 303          |
| <b>Region 11</b>  | 0           | 0          | 0         | 0          | 0          | 7         | 0          | 294          | 0         | 0         | 301          |
| <b>Region 12</b>  | 0           | 8          | 1         | 1          | 1          | 6         | 2          | 1,760        | 4         | 0         | 1,783        |
| <b>Region 13</b>  | 0           | 0          | 0         | 0          | 2          | 7         | 2          | 485          | 4         | 0         | 500          |
| <b>Region 14</b>  | 0           | 1          | 0         | 0          | 0          | 2         | 0          | 123          | 1         | 1         | 128          |
| <b>Region 15</b>  | 0           | 0          | 0         | 0          | 4          | 2         | 1          | 78           | 2         | 0         | 87           |
| <b>Region 16</b>  | 0           | 0          | 0         | 1          | 2          | 0         | 0          | 75           | 1         | 0         | 79           |
| <b>TOTALS</b>   | <b>0</b>    | <b>20</b>  | <b>2</b>  | <b>5</b>   | <b>18</b>  | <b>55</b> | <b>17</b>  | <b>4,926</b> | <b>27</b> | <b>6</b>  | <b>5,076</b> |

Most of the Central Office Notices of Violation resulted from review of self-reported data from public water supply systems (4,919)

**Table T-24: Notices of Violation Issued (Mailed) Fiscal Year 2007 (9/1/2006 - 8/31/2007) from Central Office**

| <b>Table T-24: Notices of Violation Issued (Mailed) Fiscal Year 2007 (9/1/2006 - 8/31/2007) from Central Office</b> |             |            |           |            |            |            |            |              |            |           |              |
|---|-------------|------------|-----------|------------|------------|------------|------------|--------------|------------|-----------|--------------|
|   | <b>AGRI</b> | <b>AIR</b> | <b>DC</b> | <b>IHW</b> | <b>MSW</b> | <b>OC</b>  | <b>PST</b> | <b>PWS</b>   | <b>WQ</b>  | <b>MM</b> | <b>TOTAL</b> |
| <b>Region 1</b>   | 0           | 0          | 0         | 0          | 0          | 4          | 1          | 105          | 5          | 0         | 115          |
| <b>Region 2</b>   | 0           | 0          | 0         | 0          | 2          | 1          | 0          | 113          | 1          | 0         | 117          |
| <b>Region 3</b>   | 0           | 3          | 0         | 0          | 0          | 2          | 0          | 131          | 10         | 0         | 146          |
| <b>Region 4</b>   | 0           | 0          | 5         | 1          | 2          | 53         | 10         | 436          | 31         | 3         | 541          |
| <b>Region 5</b>   | 0           | 0          | 0         | 0          | 0          | 7          | 1          | 181          | 28         | 0         | 217          |
| <b>Region 6</b>   | 0           | 0          | 0         | 0          | 0          | 1          | 4          | 87           | 3          | 0         | 95           |
| <b>Region 7</b>   | 0           | 6          | 0         | 0          | 0          | 1          | 0          | 134          | 5          | 1         | 147          |
| <b>Region 8</b>   | 0           | 5          | 0         | 0          | 1          | 5          | 0          | 58           | 1          | 0         | 70           |
| <b>Region 9</b>   | 0           | 0          | 8         | 0          | 0          | 6          | 1          | 187          | 34         | 1         | 237          |
| <b>Region 10</b>  | 0           | 2          | 0         | 0          | 0          | 2          | 14         | 159          | 27         | 0         | 204          |
| <b>Region 11</b>  | 0           | 1          | 1         | 0          | 0          | 30         | 1          | 337          | 16         | 1         | 387          |
| <b>Region 12</b>  | 0           | 3          | 0         | 0          | 1          | 22         | 4          | 1,120        | 115        | 2         | 1,267        |
| <b>Region 13</b>  | 0           | 1          | 0         | 0          | 1          | 11         | 3          | 442          | 14         | 0         | 472          |
| <b>Region 14</b>  | 0           | 0          | 0         | 0          | 0          | 3          | 2          | 148          | 32         | 1         | 186          |
| <b>Region 15</b>  | 0           | 0          | 1         | 0          | 0          | 10         | 1          | 43           | 15         | 1         | 71           |
| <b>Region 16</b>  | 0           | 0          | 0         | 0          | 0          | 0          | 2          | 85           | 2          | 1         | 90           |
| <b>TOTALS</b>   | <b>0</b>    | <b>21</b>  | <b>15</b> | <b>1</b>   | <b>7</b>   | <b>158</b> | <b>44</b>  | <b>3,766</b> | <b>339</b> | <b>11</b> | <b>4,362</b> |

Most of the Central Office Notices of Violation resulted from review of self-reported data from public water supply systems (3,730)

**Table T-25: SUMMARY OF ADMINISTRATIVE ORDERS ISSUED FISCAL YEAR 2012**

| PROGRAMS                                     | TABLE T-25: SUMMARY OF ADMINISTRATIVE ORDERS ISSUED FISCAL YEAR 2012 |                     |                    |                     |                        |
|--|--|---------------------|--------------------|---------------------|------------------------|
|  | NUMBER OF ORDERS ISSUED  | ASSESSED            | DEFERRED           | PAYABLE PENALTY     | SEP CONDITIONAL OFFSET |
| AGRICULTURE                                  | 11   | \$33,265            | \$4,358            | \$28,907            | \$0                    |
| AIR  | 241  | \$6,341,818         | \$762,477          | \$3,639,518         | \$1,939,823            |
| DRY CLEANERS                                 | 2  | \$12,586            | \$1,000            | \$11,586            | \$0                    |
| INDUSTRIAL AND HAZARDOUS WASTE <sup>19</sup> | 26   | \$435,269           | \$76,618           | \$316,963           | \$41,688               |
| MUNICIPAL SOLID WASTE                        | 71   | \$738,411           | \$68,706           | \$666,685           | \$3,020                |
| OCCUPATIONAL CERTIFICATION                   | 27   | \$17,786            | \$691              | \$17,095            | \$0                    |
| PETROLEUM STORAGE TANKS                      | 803  | \$4,279,030         | \$570,847          | \$3,643,259         | \$64,924               |
| PUBLIC WATER SUPPLY <sup>20</sup>            | 222  | \$577,463           | \$33,696           | \$532,315           | \$11,452               |
| WATER QUALITY                                | 319  | \$2,880,685         | \$417,731          | \$1,973,286         | \$489,668              |
| MULTI-MEDIA                                  | 104  | \$745,056           | \$102,131          | \$606,642           | \$36,283               |
| STIPLUATED PENALTIES COLLECTED               |  | \$248,500           | \$0                | \$124,250           | \$124,250              |
| <b>TOTALS</b>                                | <b>1,826</b>   | <b>\$16,309,869</b> | <b>\$2,038,255</b> | <b>\$11,560,506</b> | <b>\$2,711,108</b>     |

19 For all of the Administrative and Civil Judicial Orders tables, the IHW program includes Underground Injection Control and Emergency Response cases.

20 Includes Water Rights and Water Utility cases.

**Table T-26: SUMMARY OF ADMINISTRATIVE ORDERS ISSUED FISCAL YEAR 2011**

| PROGRAMS                                     | TABLE T-26: SUMMARY OF ADMINISTRATIVE ORDERS ISSUED FISCAL YEAR 2011 |                     |                    |                     |                        |
|--|--|---------------------|--------------------|---------------------|------------------------|
|  | NUMBER OF ORDERS ISSUED  | ASSESSED            | DEFERRED           | PAYABLE PENALTY     | SEP CONDITIONAL OFFSET |
| AGRICULTURE                                  | 13   | \$55,463            | \$6,828            | \$48,635            | \$0                    |
| AIR  | 311  | \$8,965,434         | \$1,065,321        | \$4,844,406         | \$3,055,707            |
| DRY CLEANERS                                 | 3  | \$8,793             | \$1,738            | \$7,055             | \$0                    |
| INDUSTRIAL AND HAZARDOUS WASTE <sup>21</sup> | 33   | \$1,425,527         | \$229,966          | \$768,562           | \$428,049              |
| MUNICIPAL SOLID WASTE                        | 74   | \$637,442           | \$34,313           | \$513,754           | \$89,375               |
| OCCUPATIONAL CERTIFICATION                   | 51   | \$51,321            | \$1,935            | \$49,386            | \$0                    |
| PETROLEUM STORAGE TANKS                      | 450  | \$3,027,118         | \$433,722          | \$2,581,399         | \$11,997               |
| PUBLIC WATER SUPPLY <sup>22</sup>            | 190  | \$591,976           | \$26,173           | \$563,373           | \$2,430                |
| WATER QUALITY                                | 392  | \$4,268,730         | \$619,234          | \$2,524,503         | \$1,124,993            |
| MULTI-MEDIA                                  | 111  | \$1,075,639         | \$78,719           | \$681,345           | \$315,575              |
| <b>TOTALS</b>                                | <b>1628</b>  | <b>\$20,108,493</b> | <b>\$2,497,949</b> | <b>\$12,582,418</b> | <b>\$5,028,126</b>     |

21 For all of the Administrative and Civil Judicial Orders tables, the IHW program includes Underground Injection Control and Emergency Response cases.

22 Includes Water Rights and Water Utilities cases.

**Table T-27: SUMMARY OF ADMINISTRATIVE ORDERS ISSUED FISCAL YEAR 2010**

| PROGRAMS                                     | TABLE T-27: SUMMARY OF ADMINISTRATIVE ORDERS ISSUED FISCAL YEAR 2010 |                     |                    |                     |                                      |
|--|--|---------------------|--------------------|---------------------|--------------------------------------|
|  | NUMBER OF ORDERS ISSUED  | ASSESSED            | DEFERRED           | PAYABLE PENALTY     | SEP CONDITIONAL OFFSET <sup>23</sup> |
| AGRICULTURE                                  | 23   | \$141,890           | \$22,643           | \$119,247           | \$0                                  |
| AIR  | 343  | \$8,200,123         | \$928,358          | \$4,889,985         | \$2,381,780                          |
| DRY CLEANERS                                 | 4  | \$8,825             | \$981              | \$7,844             | \$0                                  |
| INDUSTRIAL AND HAZARDOUS WASTE <sup>24</sup> | 19   | \$612,335           | \$158,434          | \$285,705           | \$168,196                            |
| MUNICIPAL SOLID WASTE                        | 60   | \$370,644           | \$27,535           | \$327,609           | \$15,500                             |
| OCCUPATIONAL CERTIFICATION                   | 66   | \$41,020            | \$3,982            | \$37,038            | \$0                                  |
| PETROLEUM STORAGE TANKS                      | 395  | \$3,024,824         | \$373,112          | \$2,534,871         | \$116,841                            |
| PUBLIC WATER SUPPLY <sup>25</sup>            | 223  | \$681,723           | \$43,640           | \$472,463           | \$165,620                            |
| WATER QUALITY                                | 389  | \$3,185,678         | \$541,643          | \$1,988,642         | \$655,393                            |
| MULTI-MEDIA                                  | 118  | \$814,836           | \$113,565          | \$646,117           | \$55,154                             |
| <b>TOTALS</b>                                | <b>1,640</b>   | <b>\$17,081,898</b> | <b>\$2,213,893</b> | <b>\$11,309,521</b> | <b>\$3,558,484</b>                   |

23 The SEP Cost category was deleted in FY10 since the Litigation Division no longer reports cost as part of the SEP Program.

24 For all of the of the Administrative and Civil Judicial Orders tables, the IHW program includes Underground Injection Control and Emergency Response cases.

25 Includes Water Rights and Water Utilities cases.



**Table T-28: SUMMARY OF ADMINISTRATIVE ORDERS ISSUED FISCAL YEAR 2009**

| PROGRAMS                                     | TABLE T-28: SUMMARY OF ADMINISTRATIVE ORDERS ISSUED FISCAL YEAR 2009 |                     |                    |                     |                    |                        |
|--|--|---------------------|--------------------|---------------------|--------------------|------------------------|
|  | NUMBER OF ORDERS ISSUED  | ASSESSED            | DEFERRED           | PAYABLE PENALTY     | SEP COST           | SEP CONDITIONAL OFFSET |
| AGRICULTURE                                  | 24   | \$131,580           | \$21,849           | \$105,153           | \$4,578            | \$4,578                |
| AIR  | 400  | \$10,501,393        | \$931,215          | \$5,707,538         | \$3,862,640        | \$3,862,640            |
| DRY CLEANERS                                 | 16   | \$22,657            | \$0                | \$22,657            | \$0                | \$0                    |
| INDUSTRIAL AND HAZARDOUS WASTE <sup>26</sup> | 30   | \$1,186,665         | \$36,052           | \$790,001           | \$360,612          | \$360,612              |
| MUNICIPAL SOLID WASTE                        | 77   | \$414,038           | \$24,666           | \$358,600           | \$30,772           | \$30,772               |
| OCCUPATIONAL CERTIFICATION                   | 37   | \$32,954            | \$1,444            | \$31,510            | \$0                | \$0                    |
| PETROLEUM STORAGE TANKS                      | 417  | \$4,080,511         | \$478,120          | \$3,490,871         | \$111,520          | \$111,520              |
| PUBLIC WATER SUPPLY <sup>27</sup>            | 227  | \$640,757           | \$72,561           | \$474,249           | \$93,947           | \$93,947               |
| WATER QUALITY                                | 390  | \$3,176,020         | \$656,739          | \$1,698,454         | \$820,827          | \$820,827              |
| MULTI-MEDIA                                  | 138  | \$3,239,950         | \$304,123          | \$1,845,511         | \$1,090,316        | \$1,090,316            |
| <b>TOTALS</b>                                | <b>1,756</b>   | <b>\$23,426,525</b> | <b>\$2,526,769</b> | <b>\$14,524,544</b> | <b>\$6,375,212</b> | <b>\$6,375,212</b>     |

26 For all of the Administrative and Civil Judicial Order tables, the IHW program includes Underground Injection Control and Emergency Response cases.

27 Includes Water Rights and Water Utilities cases.

**Table T-29: SUMMARY OF ADMINISTRATIVE ORDERS ISSUED FISCAL YEAR 2008**

| PROGRAMS                                     | TABLE T-29: SUMMARY OF ADMINISTRATIVE ORDERS ISSUED FISCAL YEAR 2008 |                        |                       |                        |                       |                        |
|--|--|------------------------|-----------------------|------------------------|-----------------------|------------------------|
|  | NUMBER OF ORDERS ISSUED  | ASSESSED               | DEFERRED              | PAYABLE PENALTY        | SEP COST              | SEP CONDITIONAL OFFSET |
| AGRICULTURE                                  | 41   | \$168,180.00           | \$22,640.00           | \$145,540.00           | \$0.00                | \$0.00                 |
| AIR  | 381  | \$8,818,323.00         | \$986,843.00          | \$4,891,889.50         | \$2,939,590.50        | \$2,939,590.50         |
| DRY CLEANERS                                 | 60   | \$80,090.00            | \$4,703.00            | \$75,387.00            | \$0.00                | \$0.00                 |
| INDUSTRIAL AND HAZARDOUS WASTE <sup>28</sup> | 21   | \$469,239.00           | \$45,155.00           | \$325,640.00           | \$98,444.00           | \$98,444.00            |
| MUNICIPAL SOLID WASTE                        | 69   | \$492,659.00           | \$44,299.00           | \$331,223.00           | \$117,137.00          | \$117,137.00           |
| OCCUPATIONAL CERTIFICATION                   | 59   | \$42,928.00            | \$2,568.00            | \$40,360.00            | \$0.00                | \$0.00                 |
| PETROLEUM STORAGE TANKS                      | 246  | \$1,728,690.00         | \$185,360.00          | \$1,526,828.00         | \$16,502.00           | \$16,502.00            |
| PUBLIC WATER SUPPLY <sup>29</sup>            | 193  | \$447,570.00           | \$38,471.00           | \$336,116.00           | \$72,983.00           | \$72,983.00            |
| WATER QUALITY                                | 435  | \$3,569,687.00         | \$622,190.00          | \$1,814,618.00         | \$1,132,879.00        | \$1,132,879.00         |
| MULTI-MEDIA                                  | 119  | \$1,090,546.00         | \$115,730.00          | \$693,233.00           | \$281,583.00          | \$281,583.00           |
| <b>TOTALS</b>                                | <b>1,624</b>   | <b>\$16,907,912.00</b> | <b>\$2,067,959.00</b> | <b>\$10,180,834.50</b> | <b>\$4,659,118.50</b> | <b>\$4,659,118.50</b>  |

28 For all of the Administrative and Civil Judicial Order tables, the IHW program includes Underground Injection Control and Emergency Response cases.

29 Includes Water Rights and Water Utilities cases.

**Table T-30: SUMMARY OF ADMINISTRATIVE ORDERS ISSUED FISCAL YEAR 2007**

| PROGRAMS                                     | TABLE T-30 : SUMMARY OF ADMINISTRATIVE ORDERS ISSUED FISCAL YEAR 2007 |                        |                       |                       |                       |                        |
|--|---|------------------------|-----------------------|-----------------------|-----------------------|------------------------|
|  | NUMBER OF ORDERS ISSUED   | ASSESSED               | DEFERRED              | PAYABLE PENALTY       | SEP COST              | SEP CONDITIONAL OFFSET |
| AGRICULTURE                                  | 9   | \$63,100.00            | \$8,147.00            | \$54,953.00           | \$0.00                | \$0.00                 |
| AIR  | 260   | \$5,240,329.00         | \$420,093.00          | \$3,825,083.00        | \$995,153.00          | \$995,153.00           |
| DRY CLEANERS                                 | 224   | \$279,752.00           | \$50,963.00           | \$228,789.00          | \$0.00                | \$0.00                 |
| INDUSTRIAL AND HAZARDOUS WASTE <sup>30</sup> | 22  | \$473,429.00           | \$45,435.00           | \$424,544.00          | \$3,450.00            | \$3,450.00             |
| MUNICIPAL SOLID WASTE                        | 44  | \$323,596.00           | \$23,632.00           | \$209,284.00          | \$90,680.00           | \$90,680.00            |
| OCCUPATIONAL CERTIFICATION                   | 37  | \$39,160.00            | \$2,705.00            | \$36,455.00           | \$0.00                | \$0.00                 |
| PETROLEUM STORAGE TANKS                      | 276   | \$1,529,408.00         | \$153,984.00          | \$1,337,882.00        | \$37,542.00           | \$37,542.00            |
| PUBLIC WATER SUPPLY <sup>31</sup>            | 152   | \$410,819.00           | \$30,589.00           | \$347,453.00          | \$32,777.00           | \$32,777.00            |
| WATER QUALITY                                | 226   | \$2,287,543.00         | \$310,099.00          | \$1,327,688.00        | \$649,756.00          | \$649,756.00           |
| MULTI-MEDIA                                  | 133   | \$605,074.00           | \$65,754.00           | \$453,575.00          | \$85,745.00           | \$85,745.00            |
| <b>TOTALS</b>                                | <b>1,383</b>  | <b>\$11,252,210.00</b> | <b>\$1,111,401.00</b> | <b>\$8,245,706.00</b> | <b>\$1,895,103.00</b> | <b>\$1,895,103.00</b>  |

30 For all of the Administrative and Civil Judicial Order tables, the IHW program includes Underground Injection Control and Emergency Response cases.

31 Includes Water Rights and Water Utilities cases.

**Table T-31: SUMMARY OF CIVIL JUDICIAL ORDERS ISSUED FISCAL YEAR 2012**

| PROGRAMS                       | TABLE T-31: SUMMARY OF CIVIL JUDICIAL ORDERS ISSUED FISCAL YEAR 2012 |                     |                 |                     |                        |
|--------------------------------|--|---------------------|-----------------|---------------------|------------------------|
|                                | NUMBER OF ORDERS ISSUED  | ASSESSED            | DEFERRED        | PAYABLE PENALTY     | SEP CONDITIONAL OFFSET |
| AGRICULTURE                    | 0  | \$0                 | \$0             | \$                  | \$0                    |
| AIR                            | 10   | \$49,819,025        | \$49,000        | \$49,770,025        | \$49,000               |
| INDUSTRIAL AND HAZARDOUS WASTE | 4  | \$4,681,400         | \$0             | \$4,681,400         | \$0                    |
| MUNICIPAL SOLID WASTE          | 9  | \$745,032           | \$0             | \$745,032           | \$0                    |
| OCCUPATIONAL CERTIFICATION     | 0  | \$0                 | \$0             | \$0                 | \$0                    |
| PETROLEUM STORAGE TANKS        | 6  | \$228,098           | \$0             | \$228,098           | \$0                    |
| PUBLIC WATER SUPPLY            | 6  | \$334,800           | \$0             | \$334,800           | \$0                    |
| WATER QUALITY                  | 7  | \$389,237           | \$36,250        | \$352,987           | \$72,500               |
| MULTI-MEDIA                    | 6  | \$1,386,800         | \$0             | \$1,386,800         | \$0                    |
| <b>TOTALS</b>                  | <b>48</b>  | <b>\$57,584,392</b> | <b>\$85,250</b> | <b>\$57,499,142</b> | <b>\$121,500</b>       |

**Table T-32: SUMMARY OF CIVIL JUDICIAL ORDERS ISSUED FISCAL YEAR 2011**

| PROGRAMS                       | TABLE T-32: SUMMARY OF CIVIL JUDICIAL ORDERS ISSUED FISCAL YEAR 2011 |                    |                  |                    |                        |
|--------------------------------|--|--------------------|------------------|--------------------|------------------------|
|                                | NUMBER OF ORDERS ISSUED  | ASSESSED           | DEFERRED         | PAYABLE PENALTY    | SEP CONDITIONAL OFFSET |
| AGRICULTURE                    | 1  | \$633,333          | \$0              | \$633,333          | \$0                    |
| AIR                            | 3  | \$63,300           | \$0              | \$63,300           | \$0                    |
| INDUSTRIAL AND HAZARDOUS WASTE | 1  | \$200,000          | \$100,000        | \$0                | \$100,000              |
| MUNICIPAL SOLID WASTE          | 4  | \$214,155          | \$40,000         | \$174,155          | \$0                    |
| OCCUPATIONAL CERTIFICATION     | 0  | \$0                | \$0              | \$0                | \$0                    |
| PETROLEUM STORAGE TANKS        | 8  | \$774,570          | \$21,000         | \$753,570          | \$0                    |
| PUBLIC WATER SUPPLY            | 0  | \$0                | \$0              | \$0                | \$0                    |
| WATER QUALITY                  | 6  | \$181,817          | \$47,307         | \$119,510          | \$15,000               |
| MULTI-MEDIA                    | 6  | \$2,518,796        | \$0              | \$2,518,796        | \$0                    |
| <b>TOTALS</b>                  | <b>29</b>  | <b>\$4,585,971</b> | <b>\$208,307</b> | <b>\$4,262,664</b> | <b>\$115,000</b>       |

**Table T-33: SUMMARY OF CIVIL JUDICIAL ORDERS ISSUED FISCAL YEAR 2010**

| PROGRAMS                       | TABLE T-33: SUMMARY OF CIVIL JUDICIAL ORDERS ISSUED FISCAL YEAR 2010 |                    |                    |                    |                                      |
|--------------------------------|--|--------------------|--------------------|--------------------|--------------------------------------|
|                                | NUMBER OF ORDERS ISSUED  | ASSESSED           | DEFERRED           | PAYABLE PENALTY    | SEP CONDITIONAL OFFSET <sup>32</sup> |
| AGRICULTURE                    | 0  | \$0                | \$0                | \$0                | \$0                                  |
| AIR                            | 4  | \$1,975,312        | \$955,000          | \$1,020,312        | \$950,000                            |
| INDUSTRIAL AND HAZARDOUS WASTE | 1  | \$0                | \$0                | \$0                | \$0                                  |
| MUNICIPAL SOLID WASTE          | 9  | \$332,350          | \$50,000           | \$282,350          | \$0                                  |
| OCCUPATIONAL CERTIFICATION     | 1  | \$31,800           | \$0                | \$31,800           | \$0                                  |
| PETROLEUM STORAGE TANKS        | 2  | \$149,800          | \$0                | \$149,800          | \$0                                  |
| PUBLIC WATER SUPPLY            | 3  | \$310,500          | \$0                | \$310,500          | \$0                                  |
| WATER QUALITY                  | 3  | \$596,850          | \$500,000          | \$96,850           | \$375,000                            |
| MULTI-MEDIA                    | 4  | \$225,348          | \$75,000           | \$225,348          | \$20,000                             |
| <b>TOTALS</b>                  | <b>27</b>  | <b>\$3,621,960</b> | <b>\$1,580,000</b> | <b>\$2,116,960</b> | <b>\$1,345,000</b>                   |

32 The SEP Cost category was deleted in FY10 since the Litigation Division no longer reports cost as part of the SEP program.

**Table T-34: SUMMARY OF CIVIL JUDICIAL ORDERS ISSUED FISCAL YEAR 2009**

| <b>PROGRAMS</b>                       | <b>TABLE T-34: SUMMARY OF CIVIL JUDICIAL ORDERS ISSUED FISCAL YEAR 2009</b> |                     |                    |                        |                    |                               |
|---------------------------------------|---|---------------------|--------------------|------------------------|--------------------|-------------------------------|
|                                       | <b>NUMBER OF ORDERS ISSUED</b>  | <b>ASSESSED</b>     | <b>DEFERRED</b>    | <b>PAYABLE PENALTY</b> | <b>SEP COST</b>    | <b>SEP CONDITIONAL OFFSET</b> |
| <b>AGRICULTURE</b>                    | 0   | \$0                 | \$0                | \$0                    | \$0                | \$0                           |
| <b>AIR</b>                            | 1   | \$36,250            | \$0                | \$36,250               | \$0                | \$0                           |
| <b>INDUSTRIAL AND HAZARDOUS WASTE</b> | 2   | \$435,020           | \$0                | \$435,020              | \$0                | \$0                           |
| <b>MUNICIPAL SOLID WASTE</b>          | 9   | \$2,878,599         | \$40,000           | \$2,838,599            | \$0                | \$0                           |
| <b>OCCUPATIONAL CERTIFICATION</b>     | 0   | \$0                 | \$0                | \$0                    | \$0                | \$0                           |
| <b>PETROLEUM STORAGE TANKS</b>        | 4   | \$744,176           | \$0                | \$744,176              | \$0                | \$0                           |
| <b>PUBLIC WATER SUPPLY</b>            | 3   | \$210,000           | \$80,000           | \$130,000              | \$0                | \$0                           |
| <b>WATER QUALITY</b>                  | 4   | \$81,500            | \$0                | \$81,500               | \$0                | \$0                           |
| <b>MULTI-MEDIA</b>                    | 6   | \$6,907,800         | \$1,142,500        | \$5,765,300            | \$1,125,000        | \$1,125,000                   |
| <b>TOTALS</b>                         | <b>29</b>   | <b>\$11,293,345</b> | <b>\$1,262,500</b> | <b>\$10,030,845</b>    | <b>\$1,125,000</b> | <b>\$1,125,000</b>            |

**Table T-35: SUMMARY OF CIVIL JUDICIAL ORDERS ISSUED FISCAL YEAR 2008**

| PROGRAMS                       | TABLE T-35: SUMMARY OF CIVIL JUDICIAL ORDERS ISSUED FISCAL YEAR 2008 |                       |                     |                       |                     |                        |
|--------------------------------|--|-----------------------|---------------------|-----------------------|---------------------|------------------------|
|                                | NUMBER OF ORDERS ISSUED  | ASSESSED              | DEFERRED            | PAYABLE PENALTY       | SEP COST            | SEP CONDITIONAL OFFSET |
| AGRICULTURE                    | 1  | \$145,000.00          | \$0.00              | \$145,000.00          | \$0.00              | \$0.00                 |
| AIR                            | 4  | \$125,188.00          | \$0.00              | \$125,188.00          | \$0.00              | \$0.00                 |
| INDUSTRIAL AND HAZARDOUS WASTE | 4  | \$725,666.17          | \$100,000.00        | \$242,341.17          | \$100,000.00        | \$100,000.00           |
| MUNICIPAL SOLID WASTE          | 4  | \$518,900.00          | \$96,000.00         | \$422,900.00          | \$0.00              | \$0.00                 |
| OCCUPATIONAL CERTIFICATION     | 1  | \$3,500.00            | \$0.00              | \$3,500.00            | \$0.00              | \$0.00                 |
| PETROLEUM STORAGE TANKS        | 0  | \$0.00                | \$0.00              | \$0.00                | \$0.00              | \$0.00                 |
| PUBLIC WATER SUPPLY            | 2  | \$8,500.00            | \$0.00              | \$8,500.00            | \$0.00              | \$0.00                 |
| WATER QUALITY                  | 4  | \$129,000.00          | \$0.00              | \$129,000.00          | \$0.00              | \$0.00                 |
| MULTI-MEDIA                    | 2  | \$45,150.00           | \$21,025.00         | \$24,125.00           | \$0.00              | \$0.00                 |
| <b>TOTALS</b>                  | <b>22</b>  | <b>\$1,700,904.17</b> | <b>\$217,025.00</b> | <b>\$1,100,554.17</b> | <b>\$100,000.00</b> | <b>\$100,000.00</b>    |



**Table T-36: SUMMARY OF CIVIL JUDICIAL ORDERS ISSUED FISCAL YEAR 2007**

| PROGRAMS                       | TABLE T-36: SUMMARY OF CIVIL JUDICIAL ORDERS ISSUED FISCAL YEAR 2007 |                       |                     |                       |                    |                        |
|--------------------------------|--|-----------------------|---------------------|-----------------------|--------------------|------------------------|
|                                | NUMBER OF ORDERS ISSUED  | ASSESSED              | DEFERRED            | PAYABLE PENALTY       | SEP COST           | SEP CONDITIONAL OFFSET |
| AGRICULTURE                    | 0  | \$0.00                | \$0.00              | \$0.00                | \$0.00             | \$0.00                 |
| AIR                            | 10   | \$321,470.00          | \$65,000.00         | \$231,407.50          | \$25,062.50        | \$25,062.50            |
| INDUSTRIAL AND HAZARDOUS WASTE | 2  | \$730,540.00          | \$0.00              | \$730,540.00          | \$0.00             | \$0.00                 |
| MUNICIPAL SOLID WASTE          | 7  | \$338,102.00          | \$8,275.00          | \$329,827.00          | \$0.00             | \$0.00                 |
| OCCUPATIONAL CERTIFICATION     | 0  | \$0.00                | \$0.00              | \$0.00                | \$0.00             | \$0.00                 |
| PETROLEUM STORAGE TANKS        | 1  | \$132,450.00          | \$0.00              | \$132,450.00          | \$0.00             | \$0.00                 |
| PUBLIC WATER SUPPLY            | 4  | \$139,365.00          | \$0.00              | \$139,365.00          | \$0.00             | \$0.00                 |
| WATER QUALITY                  | 4  | \$325,550.00          | \$149,375.08        | \$115,237.42          | \$60,937.50        | \$60,937.50            |
| MULTI-MEDIA                    | 5  | \$409,300.52          | \$230,000.00        | \$179,300.52          | \$0.00             | \$0.00                 |
| <b>TOTALS</b>                  | <b>33</b>  | <b>\$2,396,777.52</b> | <b>\$452,650.08</b> | <b>\$1,858,127.44</b> | <b>\$86,000.00</b> | <b>\$86,000.00</b>     |

# Annual Enforcement Report

Fiscal Year 2012

## Part Two: Appendices



**Enforcement Division**  
**Office of Compliance and Enforcement**  
**Texas Commission on Environmental Quality**

November 2012

The electronic annual enforcement report is available on the TCEQ's Web Page at  
<http://www.tceq.texas.gov/enforcement/reports/AER/annenfreport.html>

# Appendices

## Appendix Descriptions:

### Administrative Orders

[Appendix 1:](#) List of Administrative Enforcement Orders Issued During Fiscal Year 2012

[Appendix 2:](#) Summary of Supplemental Environmental Projects Approved in Administrative Orders Issued in Fiscal Year 2012

[Appendix 3:](#) List of Administrative Enforcement Orders Issued During Fiscal Year 2011

[Appendix 4:](#) Summary of Supplemental Environmental Projects Approved in Administrative Orders Issued in Fiscal Year 2011

[Appendix 5:](#) List of Administrative Enforcement Orders Issued During Fiscal Year 2010

[Appendix 6:](#) Summary of Supplemental Environmental Projects Approved in Administrative Orders Issued in Fiscal Year 2010

[Appendix 7:](#) List of Administrative Enforcement Orders Issued During Fiscal Year 2009

[Appendix 8:](#) Summary of Supplemental Environmental Projects Approved in Administrative Orders Issued in Fiscal Year 2009

[Appendix 9:](#) List of Administrative Enforcement Orders Issued During Fiscal Year 2008

[Appendix 10:](#) Summary of Supplemental Environmental Projects Approved in Administrative Orders Issued in Fiscal Year 2008

[Appendix 11:](#) List of Administrative Enforcement Orders Issued During Fiscal Year 2007

[Appendix 12:](#) Summary of Supplemental Environmental Projects Approved in Administrative Orders Issued in Fiscal Year 2007

### Court Orders

[Appendix 13:](#) List of Civil Judicial Orders Issued Through Representation by the Attorney General's Office for Fiscal Year 2012

[Appendix 14:](#) List of Civil Judicial Orders Issued Through Representation by the Attorney General's Office for Fiscal Year 2011

[Appendix 15:](#) List of Civil Judicial Orders Issued Through Representation by the Attorney General's Office for Fiscal Year 2010

[Appendix 16:](#) List of Civil Judicial Orders Issued Through Representation by the Attorney General's Office for Fiscal Year 2009

[Appendix 17:](#) List of Civil Judicial Orders Issued Through Representation by the Attorney General's Office for Fiscal Year 2008

[Appendix 18:](#) List of Civil Judicial Orders Issued Through Representation by the Attorney General's Office for Fiscal Year 2007

### Criminal Convictions

[Appendix 19:](#) Description of Each Criminal Conviction Obtained in Fiscal Year 2012

[Appendix 20:](#) Description of Each Criminal Conviction Obtained in Fiscal Year 2011

[Appendix 21:](#) Description of Each Criminal Conviction Obtained in Fiscal Year 2010

[Appendix 22:](#) Description of Each Criminal Conviction Obtained in Fiscal Year 2009

[Appendix 23:](#) Description of Each Criminal Conviction Obtained in Fiscal Year 2008

[Appendix 24:](#) Description of Each Criminal Conviction Obtained in Fiscal Year 2007



## Appendix 1: List of Administrative Orders Issued FY2012

### Singles Programs

Date Range Selected : 09/01/2011 - 08/31/2012

| PGM | Case No. | Respondent Name                           | Docket#         | County     | Order Date | Penalty Assessed | Penalty Deferred | Payable Amount | SEP Offset |
|-----|----------|---|-----------------|------------|------------|------------------|------------------|----------------|------------|
| AQ  | 41266    | Ballard Exploration Company, Inc.         | 2011-0352-AIR-E | LIBERTY    | 9/16/2011  | \$32,500         | \$6,500          | \$26,000       | \$0        |
| AQ  | 41463    | SPRINGER & SPRINGER, INC.                 | 2011-0555-AIR-E | MONTGOMERY | 9/16/2011  | \$2,000          | \$400            | \$1,600        | \$0        |
| AQ  | 38434    | Hamilton Oil, Inc.                        | 2009-1561-AIR-E | VAL VERDE  | 9/16/2011  | \$2,700          | \$0              | \$2,700        | \$0        |
| AQ  | 41158    | KM Liquids Terminals LLC                  | 2011-0250-AIR-E | HARRIS     | 9/16/2011  | \$37,950         | \$7,590          | \$15,180       | \$15,180   |
| AQ  | 41555    | Modisette Welding & Supply, LLC           | 2011-0657-AIR-E | GREGG      | 9/16/2011  | \$1,050          | \$210            | \$840          | \$0        |
| AQ  | 41368    | BP Amoco Chemical Company                 | 2011-0461-AIR-E | GALVESTON  | 9/16/2011  | \$2,354          | \$470            | \$1,884        | \$0        |
| AQ  | 41218    | INVISTA S.a r.l.                          | 2011-0310-AIR-E | VICTORIA   | 9/16/2011  | \$5,625          | \$1,125          | \$2,250        | \$2,250    |
| AQ  | 41501    | Red River Oilfield Services LLC           | 2011-0600-AIR-E | PARKER     | 9/16/2011  | \$800            | \$160            | \$640          | \$0        |
| AQ  | 41265    | Ballard Exploration Company, Inc.         | 2011-0353-AIR-E | LIBERTY    | 9/16/2011  | \$32,500         | \$6,500          | \$26,000       | \$0        |
| AQ  | 41641    | Borger Energy Associates, L.P.            | 2011-0741-AIR-E | HUTCHINSON | 10/2/2011  | \$1,060          | \$212            | \$848          | \$0        |
| AQ  | 41517    | Total Petrochemicals & Refining USA, Inc. | 2011-0603-AIR-E | HARRIS     | 10/2/2011  | \$10,000         | \$2,000          | \$8,000        | \$0        |
| AQ  | 41233    | ExxonMobil Oil Corporation                | 2011-0374-AIR-E | JEFFERSON  | 10/2/2011  | \$10,000         | \$2,000          | \$4,000        | \$4,000    |
| AQ  | 41246    | Anadarko E&P Company LP                   | 2011-0360-AIR-E | PANOLA     | 10/2/2011  | \$9,375          | \$1,875          | \$7,500        | \$0        |
| AQ  | 40691    | Devon Energy Production Company, L.P.     | 2010-1830-AIR-E | *MULTIPLE  | 10/2/2011  | \$72,777         | \$14,554         | \$58,223       | \$0        |
| AQ  | 41531    | Veneerstone, LLC                          | 2011-0623-AIR-E | COLLIN     | 10/2/2011  | \$10,000         | \$0              | \$10,000       | \$0        |
| AQ  | 40911    | INVISTA S.a r.l.                          | 2010-2078-AIR-E | ORANGE     | 10/2/2011  | \$14,850         | \$2,970          | \$5,940        | \$5,940    |
| AQ  | 41434    | Equistar Chemicals, LP                    | 2011-0530-AIR-E | HARRIS     | 10/2/2011  | \$7,789          | \$1,557          | \$3,116        | \$3,116    |
| AQ  | 41478    | Bar Constructors, Inc.                    | 2011-0577-AIR-E | KAUFMAN    | 10/2/2011  | \$2,100          | \$420            | \$840          | \$840      |
| AQ  | 41020    | WTG Gas Processing, L.P.                  | 2011-0122-AIR-E | HOWARD     | 10/2/2011  | \$8,150          | \$1,630          | \$6,520        | \$0        |
| AQ  | 41383    | Shell Oil Company                         | 2011-0475-AIR-E | HARRIS     | 10/17/2011 | \$10,000         | \$0              | \$5,000        | \$5,000    |
| AQ  | 38347    | Albemarle Corporation                     | 2009-1515-AIR-E | HARRIS     | 10/17/2011 | \$1,823          | \$364            | \$1,459        | \$0        |
| AQ  | 41320    | Oxy USA WTP LP                            | 2011-0449-AIR-E | WINKLER    | 10/17/2011 | \$3,750          | \$750            | \$3,000        | \$0        |
| AQ  | 41428    | Flint Hills Resources Corpus Christi, LLC | 2011-0529-AIR-E | NUECES     | 10/17/2011 | \$6,650          | \$1,330          | \$5,320        | \$0        |
| AQ  | 41412    | Chevron Phillips Chemical Company LP      | 2011-0506-AIR-E | BRAZORIA   | 10/17/2011 | \$10,468         | \$2,093          | \$4,188        | \$4,187    |
| AQ  | 41215    | Sand Hill Panola SWD #5 LLC               | 2011-0306-AIR-E | PANOLA     | 10/17/2011 | \$4,806          | \$961            | \$3,845        | \$0        |
| AQ  | 39831    | Valero Refining-Texas, L.P.               | 2010-0924-AIR-E | *MULTIPLE  | 11/3/2011  | \$591,798        | \$0              | \$295,899      | \$295,899  |
| AQ  | 41235    | ConocoPhillips Company                    | 2011-0326-AIR-E | HUTCHINSON | 11/3/2011  | \$141,925        | \$0              | \$70,963       | \$70,962   |
| AQ  | 40297    | Leading Edge Aviation Services Inc        | 2010-1408-AIR-E | POTTER     | 11/3/2011  | \$45,500         | \$0              | \$45,500       | \$0        |
| AQ  | 41584    | Firestone Polymers, LLC                   | 2011-0655-AIR-E | ORANGE     | 11/3/2011  | \$20,000         | \$0              | \$10,000       | \$10,000   |
| AQ  | 41518    | Xtreme Collision Repair Inc.              | 2011-0604-AIR-E | COLLIN     | 11/3/2011  | \$2,000          | \$400            | \$1,600        | \$0        |
| AQ  | 41514    | INEOS USA LLC                             | 2011-0614-AIR-E | BRAZORIA   | 11/3/2011  | \$10,496         | \$2,099          | \$8,397        | \$0        |
| AQ  | 41471    | NuStar Logistics, L.P.                    | 2011-0569-AIR-E | GALVESTON  | 11/3/2011  | \$6,100          | \$1,220          | \$2,440        | \$2,440    |
| AQ  | 41715    | Hunt Oil Company                          | 2011-0808-AIR-E | WILSON     | 11/3/2011  | \$6,250          | \$1,250          | \$5,000        | \$0        |
| AQ  | 41570    | Waste Management of Texas, Inc.           | 2011-0658-AIR-E | COMAL      | 11/18/2011 | \$1,875          | \$375            | \$1,500        | \$0        |
| AQ  | 41532    | Hidalgo County                            | 2011-0622-AIR-E | HIDALGO    | 11/18/2011 | \$3,000          | \$600            | \$2,400        | \$0        |
| AQ  | 39783    | Diamond Shamrock Refining Company, L.P. * | 2010-0909-MLM-E | *MULTIPLE  | 11/18/2011 | \$292,291        | \$58,456         | \$165,781      | \$68,054   |

## Singles Programs

## Appendix 1: List of Administrative Orders Issued FY2012

Date Range Selected : 09/01/2011 - 08/31/2012

| PGM | Case No. | Respondent Name                               | Docket#         | County    | Order Date | Penalty Assessed | Penalty Deferred | Payable Amount | SEP Offset |
|-----|----------|---|-----------------|-----------|------------|------------------|------------------|----------------|------------|
| AQ  | 41449    | Ballard Exploration Company, Inc.             | 2011-0547-AIR-E | LIBERTY   | 11/18/2011 | \$35,000         | \$7,000          | \$28,000       | \$0        |
| AQ  | 41425    | Phillips 66 Pipeline LLC                      | 2011-0523-AIR-E | *MULTIPLE | 11/18/2011 | \$48,400         | \$9,680          | \$38,720       | \$0        |
| AQ  | 41416    | Rohm and Haas Texas Incorporated              | 2011-0510-AIR-E | HARRIS    | 11/18/2011 | \$124,405        | \$0              | \$62,203       | \$62,202   |
| AQ  | 41485    | The Dow Chemical Company                      | 2011-0581-AIR-E | BRAZORIA  | 11/18/2011 | \$10,000         | \$2,000          | \$4,000        | \$4,000    |
| AQ  | 41447    | Enbridge Pipelines (East Texas) L.P.          | 2011-0548-AIR-E | FREESTONE | 11/18/2011 | \$3,110          | \$622            | \$2,488        | \$0        |
| AQ  | 41108    | Lone Star NGL Mont Belvieu L.P.               | 2011-0212-AIR-E | HARRIS    | 11/18/2011 | \$50,625         | \$10,125         | \$40,500       | \$0        |
| AQ  | 39924    | Exxon Mobil Corporation                       | 2010-1036-AIR-E | HARRIS    | 11/18/2011 | \$40,000         | \$0              | \$20,000       | \$20,000   |
| AQ  | 41955    | Arkema Inc.                                   | 2011-1069-AIR-E | HARRIS    | 12/19/2011 | \$20,300         | \$4,060          | \$16,240       | \$0        |
| AQ  | 41754    | Pecan Pipeline Company                        | 2011-0870-AIR-E | MONTAGUE  | 12/19/2011 | \$15,860         | \$3,172          | \$12,688       | \$0        |
| AQ  | 41553    | E. I. du Pont de Nemours and Company          | 2011-0648-AIR-E | JEFFERSON | 12/19/2011 | \$30,102         | \$6,020          | \$12,041       | \$12,041   |
| AQ  | 41686    | Lyondell Chemical Company                     | 2011-0784-AIR-E | HARRIS    | 12/19/2011 | \$6,625          | \$1,325          | \$2,650        | \$2,650    |
| AQ  | 41675    | Valero Refining-Texas, L.P.                   | 2011-0781-AIR-E | HARRIS    | 12/19/2011 | \$26,880         | \$5,376          | \$21,504       | \$0        |
| AQ  | 41580    | NuStar Terminals Partners TX L.P.             | 2011-0689-AIR-E | GALVESTON | 12/19/2011 | \$4,300          | \$860            | \$1,720        | \$1,720    |
| AQ  | 41815    | Guardian Industries Corp.                     | 2011-0933-AIR-E | NAVARRO   | 12/19/2011 | \$3,075          | \$615            | \$2,460        | \$0        |
| AQ  | 41758    | DCP Midstream, LP                             | 2011-0861-AIR-E | HOOD      | 12/19/2011 | \$9,875          | \$1,975          | \$0            | \$7,900    |
| AQ  | 41592    | Devon Gas Services, L.P.                      | 2011-0685-AIR-E | WISE      | 12/19/2011 | \$5,250          | \$1,050          | \$4,200        | \$0        |
| AQ  | 41913    | Earthgrains Baking Companies, Inc.            | 2011-1027-AIR-E | LAMAR     | 12/19/2011 | \$1,875          | \$375            | \$1,500        | \$0        |
| AQ  | 41627    | Equistar Chemicals, LP                        | 2011-0727-AIR-E | BRAZORIA  | 12/19/2011 | \$20,550         | \$4,110          | \$16,440       | \$0        |
| AQ  | 41367    | Exxon Mobil Corporation                       | 2011-0450-AIR-E | HARRIS    | 12/19/2011 | \$30,000         | \$6,000          | \$12,000       | \$12,000   |
| AQ  | 40324    | Ismael Arreola                                | 2010-1440-AIR-E | DALLAS    | 12/19/2011 | \$6,300          | \$0              | \$6,300        | \$0        |
| AQ  | 41735    | Midwest Engine, Inc.                          | 2011-0842-AIR-E | DALLAS    | 12/19/2011 | \$3,150          | \$630            | \$2,520        | \$0        |
| AQ  | 41953    | INEOS USA LLC                                 | 2011-1081-AIR-E | BRAZORIA  | 12/19/2011 | \$10,496         | \$0              | \$10,496       | \$0        |
| AQ  | 41643    | E. I. du Pont de Nemours and Company          | 2011-0757-AIR-E | HARRIS    | 12/19/2011 | \$9,075          | \$0              | \$4,538        | \$4,537    |
| AQ  | 41607    | L. H. Lacy Company, LTD.                      | 2011-0705-AIR-E | DALLAS    | 12/19/2011 | \$2,100          | \$420            | \$840          | \$840      |
| AQ  | 42069    | Oldcastle BuildingEnvelope, Inc.              | 2011-1190-AIR-E | KAUFMAN   | 1/27/2012  | \$12,730         | \$2,546          | \$10,184       | \$0        |
| AQ  | 42185    | Arkema Inc.                                   | 2011-1353-AIR-E | JEFFERSON | 1/27/2012  | \$10,000         | \$2,000          | \$8,000        | \$0        |
| AQ  | 41571    | ONEOK Hydrocarbon Southwest, LLC              | 2011-0659-AIR-E | CHAMBERS  | 1/27/2012  | \$82,875         | \$16,575         | \$33,150       | \$33,150   |
| AQ  | 41680    | Enbridge G & P (East Texas) L.P.              | 2011-0782-AIR-E | *MULTIPLE | 1/27/2012  | \$30,672         | \$6,134          | \$24,538       | \$0        |
| AQ  | 41727    | Valero Refining-Texas, L.P.                   | 2011-0991-AIR-E | GALVESTON | 1/27/2012  | \$10,000         | \$0              | \$5,000        | \$5,000    |
| AQ  | 41611    | Diamond Shamrock Refining Company, L.P.       | 2011-0710-AIR-E | MOORE     | 1/27/2012  | \$145,211        | \$29,042         | \$58,085       | \$58,084   |
| AQ  | 41844    | ZOLTEK CORPORATION                            | 2011-0956-AIR-E | TAYLOR    | 1/27/2012  | \$32,660         | \$6,532          | \$26,128       | \$0        |
| AQ  | 41989    | Prairie View A&M University                   | 2011-1121-AIR-E | WALLER    | 1/27/2012  | \$10,970         | \$0              | \$10,970       | \$0        |
| AQ  | 41684    | Belvan Corp.                                  | 2011-0783-AIR-E | CROCKETT  | 1/27/2012  | \$40,230         | \$0              | \$40,230       | \$0        |
| AQ  | 42178    | Sivalls Inc                                   | 2011-1354-AIR-E | ECTOR     | 1/27/2012  | \$35,000         | \$7,000          | \$28,000       | \$0        |
| AQ  | 41593    | Motiva Enterprises LLC                        | 2011-0688-AIR-E | JEFFERSON | 1/27/2012  | \$10,000         | \$0              | \$10,000       | \$0        |
| AQ  | 41814    | David Longoria Trucking and Construction, LLC | 2011-0934-AIR-E | DUVAL     | 1/27/2012  | \$20,000         | \$0              | \$20,000       | \$0        |
| AQ  | 41777    | Hilcorp Energy Company *                      | 2011-0891-AIR-E | BRAZORIA  | 2/5/2012   | \$14,800         | \$2,960          | \$11,840       | \$0        |
| AQ  | 41612    | Ballard Exploration Company, Inc.             | 2011-0711-AIR-E | LIBERTY   | 2/5/2012   | \$52,500         | \$10,500         | \$42,000       | \$0        |

## Singles Programs

## Appendix 1: List of Administrative Orders Issued FY2012

Date Range Selected : 09/01/2011 - 08/31/2012

| PGM | Case No. | Respondent Name                           | Docket#         | County     | Order Date | Penalty Assessed | Penalty Deferred | Payable Amount | SEP Offset |
|-----|----------|---|-----------------|------------|------------|------------------|------------------|----------------|------------|
| AQ  | 41613    | Ballard Exploration Company, Inc.         | 2011-0712-AIR-E | LIBERTY    | 2/5/2012   | \$62,500         | \$12,500         | \$50,000       | \$0        |
| AQ  | 41335    | Enterprise Products Operating LLC         | 2011-0429-AIR-E | CHAMBERS   | 2/5/2012   | \$66,925         | \$13,385         | \$26,770       | \$26,770   |
| AQ  | 41979    | Davis Gas Processing, Inc.                | 2011-1119-AIR-E | REAGAN     | 2/5/2012   | \$11,310         | \$2,262          | \$9,048        | \$0        |
| AQ  | 41614    | Ballard Exploration Company, Inc.         | 2011-0713-AIR-E | HARRIS     | 2/5/2012   | \$62,500         | \$12,500         | \$50,000       | \$0        |
| AQ  | 41990    | NPL Construction Co                       | 2011-1122-AIR-E | DALLAS     | 2/10/2012  | \$4,800          | \$960            | \$3,840        | \$0        |
| AQ  | 41941    | DCP Midstream, LP                         | 2011-1062-AIR-E | MOORE      | 2/10/2012  | \$3,950          | \$790            | \$1,580        | \$1,580    |
| AQ  | 42137    | Martech, LLC                              | 2011-1286-AIR-E | ELLIS      | 2/18/2012  | \$8,750          | \$1,750          | \$0            | \$7,000    |
| AQ  | 41441    | Exxon Mobil Corporation                   | 2011-0541-AIR-E | HARRIS     | 2/18/2012  | \$13,300         | \$2,660          | \$5,320        | \$5,320    |
| AQ  | 41755    | Shell Oil Company *                       | 2011-0860-AIR-E | HARRIS     | 2/18/2012  | \$64,525         | \$0              | \$32,263       | \$32,262   |
| AQ  | 41256    | SQUARE MILE ENERGY, L.L.C.                | 2011-0341-AIR-E | BRAZORIA   | 2/18/2012  | \$40,440         | \$8,088          | \$16,176       | \$16,176   |
| AQ  | 42206    | The Premcor Refining Group Inc.           | 2011-1355-AIR-E | JEFFERSON  | 2/18/2012  | \$30,000         | \$6,000          | \$12,000       | \$12,000   |
| AQ  | 42347    | Celanese Ltd.                             | 2011-1501-AIR-E | MATAGORDA  | 2/18/2012  | \$10,139         | \$0              | \$10,139       | \$0        |
| AQ  | 41734    | ISP Technologies Inc.                     | 2011-0841-AIR-E | GALVESTON  | 2/18/2012  | \$13,520         | \$2,704          | \$10,816       | \$0        |
| AQ  | 42187    | ConocoPhillips Company                    | 2011-1328-AIR-E | HUTCHINSON | 2/18/2012  | \$19,750         | \$3,950          | \$7,900        | \$7,900    |
| AQ  | 41907    | Strand Energy, L.C.                       | 2011-1021-AIR-E | WALLER     | 2/18/2012  | \$35,917         | \$7,183          | \$28,734       | \$0        |
| AQ  | 42263    | VirTex Operating Company, Inc.            | 2011-1412-AIR-E | ATASCOSA   | 2/18/2012  | \$14,250         | \$2,850          | \$11,400       | \$0        |
| AQ  | 15009    | Magnum Blue Ribbons Feeds, Inc.           | 2011-1080-AIR-E | DEAF SMITH | 2/18/2012  | \$12,100         | \$0              | \$12,100       | \$0        |
| AQ  | 41589    | TPC Group LLC                             | 2011-0682-AIR-E | JEFFERSON  | 2/25/2012  | \$6,800          | \$1,360          | \$5,440        | \$0        |
| AQ  | 41872    | Lyondell Chemical Company                 | 2011-0985-AIR-E | HARRIS     | 2/25/2012  | \$6,550          | \$1,310          | \$2,620        | \$2,620    |
| AQ  | 41753    | Alstom Power Inc.                         | 2011-0871-AIR-E | HARRIS     | 3/3/2012   | \$3,600          | \$720            | \$2,880        | \$0        |
| AQ  | 41759    | EOG Resources, Inc.                       | 2011-0866-AIR-E | LA SALLE   | 3/3/2012   | \$1,500          | \$300            | \$1,200        | \$0        |
| AQ  | 42619    | ConocoPhillips Company                    | 2011-1766-AIR-E | BRAZORIA   | 3/3/2012   | \$10,000         | \$0              | \$10,000       | \$0        |
| AQ  | 42376    | INEOS USA LLC                             | 2011-1585-AIR-E | BRAZORIA   | 3/3/2012   | \$10,000         | \$2,000          | \$8,000        | \$0        |
| AQ  | 42638    | Rio Grande Valley Sugar Growers, Inc.     | 2011-1785-AIR-E | HIDALGO    | 3/3/2012   | \$14,900         | \$2,980          | \$11,920       | \$0        |
| AQ  | 43254    | Exxon Mobil Corporation                   | 2011-2336-AIR-E | HARRIS     | 3/3/2012   | \$98,000         | \$0              | \$49,000       | \$49,000   |
| AQ  | 41740    | Norit Americas, Inc.                      | 2011-0850-AIR-E | HARRISON   | 3/3/2012   | \$69,650         | \$13,930         | \$27,860       | \$27,860   |
| AQ  | 41474    | Zack Burkett Co.                          | 2011-0570-AIR-E | STEPHENS   | 3/16/2012  | \$10,000         | \$0              | \$10,000       | \$0        |
| AQ  | 41716    | Exxon Mobil Corporation                   | 2011-0831-AIR-E | HARRIS     | 3/16/2012  | \$10,000         | \$2,000          | \$4,000        | \$4,000    |
| AQ  | 42473    | Merisol USA LLC                           | 2011-1608-AIR-E | HARRIS     | 3/16/2012  | \$21,625         | \$4,325          | \$17,300       | \$0        |
| AQ  | 40115    | Arkema Inc.                               | 2010-1235-AIR-E | JEFFERSON  | 3/16/2012  | \$34,650         | \$0              | \$17,325       | \$17,325   |
| AQ  | 42389    | Explorer Pipeline Company                 | 2011-1522-AIR-E | JEFFERSON  | 3/16/2012  | \$149,248        | \$0              | \$149,248      | \$0        |
| AQ  | 42270    | Georgia-Pacific Gypsum LLC                | 2011-1418-AIR-E | HARDEMAN   | 3/16/2012  | \$21,450         | \$4,290          | \$8,580        | \$8,580    |
| AQ  | 40286    | Ash Grove Texas, L.P.                     | 2010-1402-AIR-E | ELLIS      | 3/16/2012  | \$10,975         | \$0              | \$10,975       | \$0        |
| AQ  | 41972    | TPC Group LLC                             | 2011-1090-AIR-E | JEFFERSON  | 3/18/2012  | \$6,775          | \$1,355          | \$5,420        | \$0        |
| AQ  | 42268    | Armortex, Inc.                            | 2011-1419-AIR-E | GUADALUPE  | 3/18/2012  | \$3,067          | \$613            | \$2,454        | \$0        |
| AQ  | 42379    | Custom Crates & Pallets Management, L.L.C | 2011-1521-AIR-E | EL PASO    | 3/18/2012  | \$1,050          | \$210            | \$840          | \$0        |
| AQ  | 42004    | Equistar Chemicals, LP                    | 2011-1134-AIR-E | NUECES     | 3/18/2012  | \$6,575          | \$1,315          | \$2,630        | \$2,630    |
| AQ  | 41940    | Enterprise Products Operating LLC         | 2011-1056-AIR-E | HARRIS     | 3/18/2012  | \$4,325          | \$865            | \$1,730        | \$1,730    |

## Singles Programs

## Appendix 1: List of Administrative Orders Issued FY2012

Date Range Selected : 09/01/2011 - 08/31/2012

| PGM | Case No. | Respondent Name                             | Docket#         | County     | Order Date | Penalty Assessed | Penalty Deferred | Payable Amount | SEP Offset |
|-----|----------|---|-----------------|------------|------------|------------------|------------------|----------------|------------|
| AQ  | 42292    | Johann Haltermann, Ltd.                     | 2011-1443-AIR-E | HARRIS     | 3/18/2012  | \$6,950          | \$1,390          | \$5,560        | \$0        |
| AQ  | 42330    | Milwhite, Inc.                              | 2011-1479-AIR-E | CAMERON    | 3/18/2012  | \$1,270          | \$254            | \$1,016        | \$0        |
| AQ  | 42428    | Village Farms, L.P.                         | 2011-1563-AIR-E | PRESIDIO   | 3/18/2012  | \$900            | \$180            | \$720          | \$0        |
| AQ  | 42132    | Pallet & Crating Co., Inc.                  | 2011-1279-AIR-E | GRAYSON    | 3/18/2012  | \$1,250          | \$250            | \$1,000        | \$0        |
| AQ  | 39849    | Jose Alberto Trevino                        | 2010-0950-AIR-E | WEBB       | 3/23/2012  | \$1,050          | \$0              | \$1,050        | \$0        |
| AQ  | 40915    | John Duncan                                 | 2011-0021-AIR-E | BRAZORIA   | 3/23/2012  | \$6,147          | \$0              | \$6,147        | \$0        |
| AQ  | 41380    | Crane Technologies, Inc.                    | 2011-0474-AIR-E | BRAZORIA   | 4/1/2012   | \$1,700          | \$0              | \$1,700        | \$0        |
| AQ  | 42449    | Chevron Phillips Chemical Company LP        | 2011-1597-AIR-E | JEFFERSON  | 4/5/2012   | \$18,775         | \$3,755          | \$7,510        | \$7,510    |
| AQ  | 42205    | Ace World Companies Ltd.                    | 2011-1351-AIR-E | TARRANT    | 4/5/2012   | \$18,900         | \$3,780          | \$15,120       | \$0        |
| AQ  | 41615    | Ballard Exploration Company, Inc.           | 2011-0714-AIR-E | HARRIS     | 4/5/2012   | \$42,500         | \$8,500          | \$34,000       | \$0        |
| AQ  | 41797    | Huntsman Petrochemical LLC                  | 2011-0918-AIR-E | JEFFERSON  | 4/5/2012   | \$30,000         | \$6,000          | \$12,000       | \$12,000   |
| AQ  | 42136    | Enterprise Products Operating LLC           | 2011-1316-AIR-E | CHAMBERS   | 4/5/2012   | \$10,569         | \$2,113          | \$4,228        | \$4,228    |
| AQ  | 40749    | KMTEx Properties, Inc.                      | 2010-1895-AIR-E | JEFFERSON  | 4/5/2012   | \$5,550          | \$1,110          | \$4,440        | \$0        |
| AQ  | 42325    | Total Petrochemicals & Refining USA, Inc.   | 2011-1477-AIR-E | JEFFERSON  | 4/5/2012   | \$269,775        | \$53,955         | \$107,910      | \$107,910  |
| AQ  | 39662    | ACI Partners, LLC                           | 2010-0756-AIR-E | BEXAR      | 4/5/2012   | \$3,000          | \$0              | \$3,000        | \$0        |
| AQ  | 42533    | Chevron Phillips Chemical Company LP        | 2011-1683-AIR-E | HUTCHINSON | 4/5/2012   | \$18,876         | \$3,775          | \$15,101       | \$0        |
| AQ  | 42269    | INVISTA S.a.r.l.                            | 2011-1420-AIR-E | VICTORIA   | 4/8/2012   | \$4,725          | \$945            | \$1,890        | \$1,890    |
| AQ  | 42594    | KM Liquids Terminals LLC                    | 2011-1726-AIR-E | HARRIS     | 4/8/2012   | \$224            | \$44             | \$180          | \$0        |
| AQ  | 42349    | The Boeing Company                          | 2011-1503-AIR-E | BEXAR      | 4/8/2012   | \$2,050          | \$410            | \$1,640        | \$0        |
| AQ  | 41679    | Kourosh K Babaahmadi                        | 2011-0805-AIR-E | HARRIS     | 4/8/2012   | \$1,675          | \$335            | \$1,340        | \$0        |
| AQ  | 42587    | South Houston Green Power, LLC              | 2011-1729-AIR-E | GALVESTON  | 4/21/2012  | \$2,175          | \$435            | \$1,740        | \$0        |
| AQ  | 42639    | Kaneka Texas Corporation                    | 2011-1787-AIR-E | HARRIS     | 4/21/2012  | \$1,400          | \$280            | \$1,120        | \$0        |
| AQ  | 42599    | National Oilwell Varco, L.P.                | 2011-1739-AIR-E | HARRIS     | 4/21/2012  | \$6,650          | \$1,330          | \$5,320        | \$0        |
| AQ  | 42512    | Upham Oil & Gas Company, L.P.               | 2011-1660-AIR-E | WISE       | 4/21/2012  | \$1,875          | \$375            | \$1,500        | \$0        |
| AQ  | 42562    | ONEOK Hydrocarbon Southwest, LLC            | 2011-1714-AIR-E | CHAMBERS   | 4/23/2012  | \$9,650          | \$1,930          | \$7,720        | \$0        |
| AQ  | 42661    | Ascend Performance Materials Operations LLC | 2011-1808-AIR-E | BRAZORIA   | 4/23/2012  | \$10,000         | \$2,000          | \$8,000        | \$0        |
| AQ  | 42747    | Kinder Morgan Tejas Pipeline LLC            | 2011-1904-AIR-E | BRAZORIA   | 4/23/2012  | \$12,650         | \$2,530          | \$10,120       | \$0        |
| AQ  | 40433    | CITGO Refining and Chemicals Company L.P.   | 2010-1555-AIR-E | NUECES     | 4/23/2012  | \$11,653         | \$0              | \$5,827        | \$5,826    |
| AQ  | 42427    | Flint Hills Resources Port Arthur, LLC      | 2011-1562-AIR-E | JEFFERSON  | 4/23/2012  | \$46,450         | \$9,290          | \$18,580       | \$18,580   |
| AQ  | 42742    | Air Products LLC                            | 2011-1886-AIR-E | HARRIS     | 4/23/2012  | \$7,930          | \$1,586          | \$6,344        | \$0        |
| AQ  | 42369    | Tarrant County                              | 2011-1514-AIR-E | TARRANT    | 5/12/2012  | \$6,000          | \$1,200          | \$4,800        | \$0        |
| AQ  | 42591    | Crosstex North Texas Gathering, L.P.        | 2011-1727-AIR-E | PARKER     | 5/12/2012  | \$6,475          | \$1,295          | \$5,180        | \$0        |
| AQ  | 42630    | Styrolution America LLC                     | 2011-1775-AIR-E | HARRIS     | 5/12/2012  | \$4,966          | \$993            | \$3,973        | \$0        |
| AQ  | 42331    | Hudson Products Corporation                 | 2011-1480-AIR-E | FORT BEND  | 5/12/2012  | \$5,180          | \$1,036          | \$4,144        | \$0        |
| AQ  | 42618    | Cabot Corporation                           | 2011-1762-AIR-E | GRAY       | 5/24/2012  | \$6,100          | \$1,220          | \$4,880        | \$0        |
| AQ  | 42748    | La Porte Methanol Company, L.P.             | 2011-1903-AIR-E | HARRIS     | 5/24/2012  | \$2,950          | \$590            | \$2,360        | \$0        |
| AQ  | 43026    | Texas Steel Conversion, Inc.                | 2011-2175-AIR-E | HARRIS     | 5/24/2012  | \$1,125          | \$225            | \$900          | \$0        |
| AQ  | 42513    | Texas City Cogeneration, LLC                | 2011-1649-AIR-E | GALVESTON  | 5/24/2012  | \$1,825          | \$365            | \$730          | \$730      |



## Singles Programs

## Appendix 1: List of Administrative Orders Issued FY2012

Date Range Selected : 09/01/2011 - 08/31/2012

| PGM | Case No. | Respondent Name                              | Docket#         | County      | Order Date | Penalty Assessed | Penalty Deferred | Payable Amount | SEP Offset |
|-----|----------|--|-----------------|-------------|------------|------------------|------------------|----------------|------------|
| AQ  | 43035    | The Antique Drapery Rod Co., Inc             | 2011-2192-AIR-E | DALLAS      | 5/24/2012  | \$6,300          | \$1,260          | \$5,040        | \$0        |
| AQ  | 42061    | Aruba Petroleum, INC.                        | 2011-1184-AIR-E | WISE        | 5/24/2012  | \$3,605          | \$721            | \$0            | \$2,884    |
| AQ  | 42684    | Bobby Kenimer                                | 2011-1830-AIR-E | HUTCHINSON  | 5/24/2012  | \$1,000          | \$200            | \$800          | \$0        |
| AQ  | 42561    | Kuraray America, Inc.                        | 2011-1701-AIR-E | HARRIS      | 5/25/2012  | \$95,193         | \$19,038         | \$38,078       | \$38,077   |
| AQ  | 42607    | Baytown Energy Center, LLC                   | 2011-1747-AIR-E | CHAMBERS    | 5/25/2012  | \$36,025         | \$7,205          | \$14,410       | \$14,410   |
| AQ  | 42254    | BASF FINA Petrochemicals Limited Partnership | 2011-1403-AIR-E | JEFFERSON   | 5/25/2012  | \$20,130         | \$4,026          | \$8,052        | \$8,052    |
| AQ  | 42166    | Shell Oil Company                            | 2011-1311-AIR-E | HARRIS      | 5/25/2012  | \$10,000         | \$2,000          | \$4,000        | \$4,000    |
| AQ  | 42578    | E. I. du Pont de Nemours and Company         | 2011-1732-AIR-E | ORANGE      | 5/25/2012  | \$10,535         | \$2,107          | \$4,214        | \$4,214    |
| AQ  | 42662    | Chevron Phillips Chemical Company LP         | 2011-1807-AIR-E | HARRIS      | 5/25/2012  | \$72,748         | \$0              | \$36,374       | \$36,374   |
| AQ  | 42433    | Exxon Mobil Corporation                      | 2011-1584-AIR-E | HARRIS      | 5/25/2012  | \$113,958        | \$22,791         | \$45,584       | \$45,583   |
| AQ  | 42412    | INVISTA S.a.r.l.                             | 2011-1547-AIR-E | ORANGE      | 5/25/2012  | \$36,100         | \$7,220          | \$14,440       | \$14,440   |
| AQ  | 43044    | WILEY, BELO                                  | 2011-2191-AIR-E | ATASCOSA    | 6/7/2012   | \$1,120          | \$224            | \$896          | \$0        |
| AQ  | 42785    | Oxy Vinyls, LP                               | 2011-1928-AIR-E | HARRIS      | 6/7/2012   | \$5,275          | \$1,055          | \$2,110        | \$2,110    |
| AQ  | 42502    | The Lubrizol Corporation                     | 2011-1637-AIR-E | HARRIS      | 6/7/2012   | \$3,425          | \$685            | \$2,740        | \$0        |
| AQ  | 42996    | Wilkinson Jim Iron & Metal, Inc.             | 2011-2162-AIR-E | CAMERON     | 6/7/2012   | \$3,400          | \$680            | \$2,720        | \$0        |
| AQ  | 41396    | City Public Service                          | 2011-0484-AIR-E | BEXAR       | 6/8/2012   | \$24,000         | \$4,800          | \$0            | \$19,200   |
| AQ  | 42588    | Texas State University - San Marcos          | 2011-1728-AIR-E | HAYS        | 6/8/2012   | \$17,150         | \$3,430          | \$13,720       | \$0        |
| AQ  | 42579    | Enterprise Products Operating LLC            | 2011-1731-AIR-E | CHAMBERS    | 6/8/2012   | \$5,000          | \$0              | \$2,500        | \$2,500    |
| AQ  | 42843    | BP Amoco Chemical Company                    | 2011-1983-AIR-E | GALVESTON   | 6/8/2012   | \$11,450         | \$2,290          | \$4,580        | \$4,580    |
| AQ  | 42584    | Cowtown Gas Processing Partners L.P.         | 2011-1730-AIR-E | HOOD        | 6/8/2012   | \$19,170         | \$3,834          | \$0            | \$15,336   |
| AQ  | 40542    | PEREZ, JOE                                   | 2010-1686-AIR-E | TAYLOR      | 6/8/2012   | \$1,300          | \$0              | \$1,300        | \$0        |
| AQ  | 41942    | Exxon Mobil Corporation                      | 2011-1061-AIR-E | HARRIS      | 6/8/2012   | \$12,100         | \$2,420          | \$4,840        | \$4,840    |
| AQ  | 42207    | Diamond Shamrock Refining Company, L.P.      | 2011-1350-AIR-E | LIVE OAK    | 6/8/2012   | \$33,913         | \$6,782          | \$13,566       | \$13,565   |
| AQ  | 42681    | Equistar Chemicals, LP                       | 2011-1829-AIR-E | HARRIS      | 6/8/2012   | \$10,000         | \$0              | \$5,000        | \$5,000    |
| AQ  | 41997    | The Dow Chemical Company                     | 2011-1123-AIR-E | BRAZORIA    | 6/8/2012   | \$259,222        | \$51,844         | \$103,689      | \$103,689  |
| AQ  | 42063    | Ascend Performance Materials Operations LLC  | 2011-1185-AIR-E | BRAZORIA    | 6/8/2012   | \$113,629        | \$22,725         | \$45,452       | \$45,452   |
| AQ  | 42535    | Eastman Chemical Company                     | 2011-1691-AIR-E | HARRISON    | 6/8/2012   | \$63,300         | \$12,660         | \$25,320       | \$25,320   |
| AQ  | 42448    | Equistar Chemicals, LP                       | 2011-1596-AIR-E | HARRIS      | 6/8/2012   | \$20,000         | \$4,000          | \$8,000        | \$8,000    |
| AQ  | 41476    | DeGeer Trucking, Inc.                        | 2011-0576-AIR-E | PARKER      | 6/14/2012  | \$800            | \$0              | \$800          | \$0        |
| AQ  | 41053    | Black Bear Energy Services, LLC              | 2011-0147-AIR-E | FAYETTE     | 6/15/2012  | \$4,200          | \$0              | \$4,200        | \$0        |
| AQ  | 41903    | P-J-AUTO SALES INC                           | 2011-1020-AIR-E | TARRANT     | 6/15/2012  | \$500            | \$0              | \$500          | \$0        |
| AQ  | 43031    | INEOS USA LLC                                | 2011-2264-AIR-E | HARRIS      | 6/17/2012  | \$3,450          | \$690            | \$2,760        | \$0        |
| AQ  | 43027    | South Hampton Resources, Inc.                | 2011-2177-AIR-E | HARDIN      | 6/17/2012  | \$3,822          | \$764            | \$1,529        | \$1,529    |
| AQ  | 43243    | Swift Energy Operating, LLC                  | 2012-0036-AIR-E | MCMULLEN    | 6/17/2012  | \$2,925          | \$585            | \$2,340        | \$0        |
| AQ  | 42854    | Bell Helicopter Textron Inc.                 | 2011-1992-AIR-E | POTTER      | 6/17/2012  | \$5,000          | \$1,000          | \$4,000        | \$0        |
| AQ  | 42300    | Exxon Mobil Corporation                      | 2011-1462-AIR-E | NACOGDOCHES | 6/17/2012  | \$6,750          | \$1,350          | \$5,400        | \$0        |
| AQ  | 42963    | Flint Hills Resources Port Arthur, LLC       | 2011-2129-AIR-E | JEFFERSON   | 6/22/2012  | \$12,400         | \$2,480          | \$4,960        | \$4,960    |
| AQ  | 42979    | Ascend Performance Materials Operations LLC  | 2011-2133-AIR-E | BRAZORIA    | 6/22/2012  | \$7,650          | \$1,530          | \$6,120        | \$0        |

## Singles Programs

## Appendix 1: List of Administrative Orders Issued FY2012

Date Range Selected : 09/01/2011 - 08/31/2012

| PGM | Case No. | Respondent Name                                 | Docket#         | County    | Order Date | Penalty Assessed | Penalty Deferred | Payable Amount | SEP Offset |
|-----|----------|---|-----------------|-----------|------------|------------------|------------------|----------------|------------|
| AQ  | 42936    | Huntsman Petrochemical, LLC                     | 2011-2099-AIR-E | JEFFERSON | 6/22/2012  | \$20,545         | \$0              | \$10,273       | \$10,272   |
| AQ  | 42791    | Equistar Chemicals, LP                          | 2011-1947-AIR-E | HARRIS    | 6/22/2012  | \$10,571         | \$2,114          | \$4,229        | \$4,228    |
| AQ  | 43131    | Chevron Phillips Chemical Company LP            | 2011-2293-AIR-E | HARRIS    | 7/6/2012   | \$23,000         | \$4,600          | \$9,200        | \$9,200    |
| AQ  | 42636    | INEOS USA LLC                                   | 2011-1788-AIR-E | BRAZORIA  | 7/6/2012   | \$10,000         | \$2,000          | \$8,000        | \$0        |
| AQ  | 42999    | Moss Bluff Hub LLC                              | 2011-2161-AIR-E | LIBERTY   | 7/6/2012   | \$36,720         | \$7,344          | \$29,376       | \$0        |
| AQ  | 43070    | Eastman Chemical Company                        | 2011-2228-AIR-E | HARRISON  | 7/6/2012   | \$7,975          | \$0              | \$3,988        | \$3,987    |
| AQ  | 42514    | Heather McD, Ltd.                               | 2011-1648-AIR-E | CAMERON   | 7/6/2012   | \$10,200         | \$2,040          | \$8,160        | \$0        |
| AQ  | 43121    | Exxon Mobil Corporation                         | 2011-2280-AIR-E | KLEBERG   | 7/6/2012   | \$10,154         | \$0              | \$10,154       | \$0        |
| AQ  | 43289    | Brazos Electric Power Cooperative, Inc.         | 2012-0099-AIR-E | JACK      | 7/6/2012   | \$9,200          | \$1,840          | \$7,360        | \$0        |
| AQ  | 42817    | SCCW Industrial Services, LLC                   | 2011-1960-AIR-E | JEFFERSON | 7/8/2012   | \$4,000          | \$800            | \$3,200        | \$0        |
| AQ  | 42339    | Freeport LNG Development, L.P.                  | 2011-1500-AIR-E | BRAZORIA  | 7/8/2012   | \$2,430          | \$486            | \$1,944        | \$0        |
| AQ  | 43302    | Southline Metal Products Company                | 2012-0113-AIR-E | HARRIS    | 7/8/2012   | \$2,625          | \$525            | \$2,100        | \$0        |
| AQ  | 42067    | Bayer Corporation                               | 2011-1191-AIR-E | CHAMBERS  | 7/8/2012   | \$2,300          | \$460            | \$1,840        | \$0        |
| AQ  | 42403    | VASQUEZ JOSE                                    | 2011-1544-AIR-E | HIDALGO   | 7/15/2012  | \$2,040          | \$0              | \$2,040        | \$0        |
| AQ  | 43205    | Cameron Technologies US, Inc.                   | 2012-0011-AIR-E | MIDLAND   | 7/15/2012  | \$5,250          | \$1,050          | \$4,200        | \$0        |
| AQ  | 43469    | El Pollo Regio IP, LLC                          | 2012-0284-AIR-E | COLLIN    | 7/15/2012  | \$1,312          | \$262            | \$1,050        | \$0        |
| AQ  | 42947    | Braden Exploration, LLC                         | 2011-2113-AIR-E | WISE      | 8/2/2012   | \$11,250         | \$2,250          | \$9,000        | \$0        |
| AQ  | 43111    | The Dow Chemical Company                        | 2011-2269-AIR-E | BRAZORIA  | 8/2/2012   | \$10,000         | \$2,000          | \$4,000        | \$4,000    |
| AQ  | 43036    | Motiva Enterprises LLC                          | 2011-2212-AIR-E | JEFFERSON | 8/2/2012   | \$10,062         | \$2,012          | \$4,025        | \$4,025    |
| AQ  | 43225    | Union Carbide Corporation                       | 2012-0029-AIR-E | GALVESTON | 8/2/2012   | \$63,384         | \$12,676         | \$25,354       | \$25,354   |
| AQ  | 42669    | DCP Midstream, LP                               | 2011-1816-AIR-E | PANOLA    | 8/2/2012   | \$631,628        | \$0              | \$315,814      | \$315,814  |
| AQ  | 42869    | Davis Gas Processing, Inc.                      | 2011-2008-AIR-E | REAGAN    | 8/2/2012   | \$14,161         | \$2,832          | \$11,329       | \$0        |
| AQ  | 43276    | Total Petrochemicals & Refining USA, Inc.       | 2012-0087-AIR-E | JEFFERSON | 8/2/2012   | \$25,000         | \$0              | \$12,500       | \$12,500   |
| AQ  | 43285    | E. I. du Pont de Nemours and Company            | 2012-0093-AIR-E | HARRIS    | 8/5/2012   | \$7,500          | \$1,500          | \$6,000        | \$0        |
| AQ  | 43451    | VAL-TEX ASPHALT & ENVIRONMENTAL RECYCLING, INC. | 2012-0265-AIR-E | DUVAL     | 8/5/2012   | \$3,751          | \$750            | \$3,001        | \$0        |
| AQ  | 43244    | Ed Bell Construction Company                    | 2012-0040-AIR-E | COOKE     | 8/5/2012   | \$938            | \$187            | \$751          | \$0        |
| AQ  | 43175    | Oxy Vinyls, LP                                  | 2011-2352-AIR-E | HARRIS    | 8/5/2012   | \$7,500          | \$1,500          | \$3,000        | \$3,000    |
| AQ  | 43595    | Union Carbide Corporation                       | 2012-0399-AIR-E | GALVESTON | 8/5/2012   | \$5,150          | \$1,030          | \$2,060        | \$2,060    |
| AQ  | 43146    | Wieler, Jacob Dyck                              | 2011-2306-AIR-E | LAMAR     | 8/5/2012   | \$3,150          | \$630            | \$2,520        | \$0        |
| AQ  | 43281    | Tanda Management LLC                            | 2012-0100-AIR-E | HARRIS    | 8/5/2012   | \$450            | \$90             | \$360          | \$0        |
| AQ  | 43618    | Sterling Collision Centers, Inc.                | 2012-0442-AIR-E | TRAVIS    | 8/5/2012   | \$4,500          | \$900            | \$3,600        | \$0        |
| AQ  | 43100    | DCP Midstream, LP                               | 2011-2257-AIR-E | ANDREWS   | 8/5/2012   | \$3,125          | \$625            | \$2,500        | \$0        |
| AQ  | 43585    | Shell Pipeline Company LP                       | 2012-0401-AIR-E | HARRIS    | 8/5/2012   | \$5,100          | \$1,020          | \$4,080        | \$0        |
| AQ  | 42332    | NEF Partners, Inc.                              | 2011-1482-AIR-E | WALLER    | 8/5/2012   | \$6,516          | \$1,303          | \$5,213        | \$0        |
| AQ  | 43316    | The Goodyear Tire & Rubber Company              | 2012-0136-AIR-E | JEFFERSON | 8/12/2012  | \$7,125          | \$1,425          | \$5,700        | \$0        |
| AQ  | 43749    | Air Products LLC                                | 2012-0567-AIR-E | HARRIS    | 8/12/2012  | \$1,130          | \$226            | \$904          | \$0        |
| AQ  | 43415    | Flint Hills Resources Corpus Christi, LLC       | 2012-0239-AIR-E | NUECES    | 8/12/2012  | \$6,475          | \$1,295          | \$5,180        | \$0        |

## Singles Programs

## Appendix 1: List of Administrative Orders Issued FY2012

Date Range Selected : 09/01/2011 - 08/31/2012

| PGM                          | Case No. | Respondent Name                       | Docket#         | County       | Order Date | Penalty Assessed   | Penalty Deferred | Payable Amount     | SEP Offset         |
|------------------------------|----------|---------------------------------------|-----------------|--------------|------------|--------------------|------------------|--------------------|--------------------|
| AQ                           | 43632    | IESI Tx Landfill LP                   | 2012-0439-AIR-E | RUSK         | 8/12/2012  | \$770              | \$154            | \$616              | \$0                |
| AQ                           | 43155    | BASF Corporation                      | 2011-2315-AIR-E | HARRIS       | 8/17/2012  | \$8,325            | \$1,665          | \$3,330            | \$3,330            |
| AQ                           | 42804    | Celanese Ltd.                         | 2011-1945-AIR-E | MATAGORDA    | 8/17/2012  | \$17,743           | \$3,548          | \$14,195           | \$0                |
| AQ                           | 43809    | Magellan Pipeline Terminals, L.P.     | 2012-0632-AIR-E | HARRIS       | 8/17/2012  | \$112,750          | \$0              | \$112,750          | \$0                |
| AQ                           | 42880    | Union Carbide Corporation             | 2011-2024-AIR-E | GALVESTON    | 8/17/2012  | \$11,550           | \$2,310          | \$4,620            | \$4,620            |
| AQ                           | 43196    | Occidental Chemical Corporation       | 2011-2362-AIR-E | SAN PATRICIO | 8/17/2012  | \$10,000           | \$0              | \$5,000            | \$5,000            |
| AQ                           | 42965    | Shell Oil Company *                   | 2011-2121-AIR-E | HARRIS       | 8/17/2012  | \$21,569           | \$0              | \$10,785           | \$10,784           |
| AQ                           | 41530    | Gardner Glass Products, Inc.          | 2011-0621-AIR-E | WALKER       | 8/17/2012  | \$35,340           | \$0              | \$35,340           | \$0                |
| AQ                           | 41860    | LARRANAGA, GINA                       | 2011-0975-AIR-E | BELL         | 8/22/2012  | \$1,050            | \$0              | \$1,050            | \$0                |
| AQ                           | 43630    | LANXEES Corporation                   | 2012-0440-AIR-E | ORANGE       | 8/26/2012  | \$6,563            | \$1,312          | \$2,626            | \$2,625            |
| AQ                           | 43280    | Xexes, Inc.                           | 2012-0086-AIR-E | HARRIS       | 8/26/2012  | \$1,750            | \$350            | \$1,400            | \$0                |
| AQ                           | 43583    | Marlin Midstream, LLC                 | 2012-0410-AIR-E | TYLER        | 8/26/2012  | \$5,100            | \$1,020          | \$4,080            | \$0                |
| AQ                           | 43777    | Worsham Steed Gas Storage LLC         | 2012-0599-AIR-E | JACK         | 8/26/2012  | \$2,475            | \$495            | \$1,980            | \$0                |
| AQ                           | 42993    | Enterprise Products Operating LLC     | 2011-2150-AIR-E | CHAMBERS     | 8/26/2012  | \$3,725            | \$745            | \$1,490            | \$1,490            |
| AQ                           | 43077    | Shell Pipeline Company LP             | 2011-2227-AIR-E | JEFFERSON    | 8/27/2012  | \$30,156           | \$0              | \$30,156           | \$0                |
| AQ                           | 43168    | Energy Corporation of America         | 2011-2327-AIR-E | FORT BEND    | 8/27/2012  | \$16,521           | \$3,304          | \$13,217           | \$0                |
| <b>Subtotal for AQ : 241</b> |          |                                       |                 |              |            | <b>\$6,341,818</b> | <b>\$762,477</b> | <b>\$3,639,518</b> | <b>\$1,939,823</b> |
| DC                           | 40875    | NIM's, Inc.                           | 2010-2042-DCL-E | KAUFMAN      | 10/6/2011  | \$7,586            | \$0              | \$7,586            | \$0                |
| DC                           | 43555    | FINE PRESS INC                        | 2012-0362-DCL-E | HARRIS       | 8/12/2012  | \$5,000            | \$1,000          | \$4,000            | \$0                |
| <b>Subtotal for DC : 2</b>   |          |                                       |                 |              |            | <b>\$12,586</b>    | <b>\$1,000</b>   | <b>\$11,586</b>    | <b>\$0</b>         |
| ER                           | 41521    | MDLS INC                              | 2011-0611-MSW-E | GREGG        | 11/18/2011 | \$1,691            | \$338            | \$1,353            | \$0                |
| <b>Subtotal for ER : 1</b>   |          |                                       |                 |              |            | <b>\$1,691</b>     | <b>\$338</b>     | <b>\$1,353</b>     | <b>\$0</b>         |
| IHW                          | 39435    | Vickers Industrial Coatings, Inc.     | 2010-0519-IHW-E | HARRIS       | 9/2/2011   | \$93,520           | \$0              | \$93,520           | \$0                |
| IHW                          | 41461    | Structural Metals, Inc.               | 2011-0557-IHW-E | GUADALUPE    | 9/16/2011  | \$5,525            | \$1,105          | \$2,210            | \$2,210            |
| IHW                          | 40332    | Conner Steel Products Inc.            | 2010-1443-IHW-E | TOM GREEN    | 10/17/2011 | \$22,348           | \$0              | \$22,348           | \$0                |
| IHW                          | 41406    | Lewis, Sr., E.J.                      | 2011-0511-IHW-E | JEFFERSON    | 10/17/2011 | \$1,050            | \$210            | \$840              | \$0                |
| IHW                          | 40019    | Texas Industrial Box Maintenance, Inc | 2010-1133-IHW-E | HARRIS       | 11/3/2011  | \$19,890           | \$0              | \$19,890           | \$0                |
| IHW                          | 41455    | Falcon International Inc.             | 2011-0556-IHW-E | ECTOR        | 11/18/2011 | \$1,050            | \$210            | \$840              | \$0                |
| IHW                          | 41852    | Lucite International, Inc.            | 2011-0967-IHW-E | JEFFERSON    | 12/19/2011 | \$10,000           | \$0              | \$10,000           | \$0                |
| IHW                          | 41292    | Dude Fuller *                         | 2011-0394-IHW-E | HARDIN       | 1/8/2012   | \$19,650           | \$0              | \$19,650           | \$0                |
| IHW                          | 41130    | PENA, ANDREW                          | 2011-0215-IHW-E | ELLIS        | 2/5/2012   | \$18,340           | \$14,502         | \$3,838            | \$0                |
| IHW                          | 41666    | SEVILLE PROCESSING, INC               | 2011-0774-IHW-E | ELLIS        | 2/10/2012  | \$5,250            | \$1,050          | \$4,200            | \$0                |
| IHW                          | 41992    | KOLDER, INC.                          | 2011-1118-IHW-E | KAUFMAN      | 3/3/2012   | \$20,940           | \$4,188          | \$16,752           | \$0                |
| IHW                          | 42022    | BASF Corporation                      | 2011-1144-IHW-E | HARRIS       | 3/16/2012  | \$42,750           | \$8,550          | \$17,100           | \$17,100           |
| IHW                          | 41141    | ROAK, PAULA                           | 2011-0225-IHW-E | NACOGDOCHES  | 3/23/2012  | \$1,050            | \$0              | \$1,050            | \$0                |
| IHW                          | 42200    | Clean Harbors Deer Park, LLC          | 2011-1348-IHW-E | HARRIS       | 4/8/2012   | \$5,450            | \$1,090          | \$4,360            | \$0                |
| IHW                          | 42574    | Triumph Structures - East Texas, Inc. | 2011-1713-IHW-E | GREGG        | 4/23/2012  | \$10,470           | \$2,094          | \$4,188            | \$4,188            |
| IHW                          | 42190    | Texas Auto Salvage, Inc.              | 2011-1349-IHW-E | BEXAR        | 5/12/2012  | \$3,570            | \$714            | \$2,856            | \$0                |

## Singles Programs

## Appendix 1: List of Administrative Orders Issued FY2012

Date Range Selected : 09/01/2011 - 08/31/2012

| PGM                           | Case No. | Respondent Name                            | Docket#         | County     | Order Date | Penalty Assessed | Penalty Deferred | Payable Amount   | SEP Offset      |
|-------------------------------|----------|--|-----------------|------------|------------|------------------|------------------|------------------|-----------------|
| IHW                           | 40610    | Sentinel Plating, Inc.                     | 2010-1759-IHW-E | DALLAS     | 5/25/2012  | \$60,500         | \$12,100         | \$48,400         | \$0             |
| IHW                           | 42532    | ConocoPhillips Company                     | 2011-1680-IHW-E | HUTCHINSON | 6/8/2012   | \$37,500         | \$7,500          | \$15,000         | \$15,000        |
| IHW                           | 40637    | RAMIREZ, DANIEL DBA DANNY'S AUTO RECYCLING | 2010-1838-IHW-E | BEXAR      | 6/14/2012  | \$1,875          | \$0              | \$1,875          | \$0             |
| IHW                           | 39795    | Long Bow Development, LLC                  | 2010-0906-MLM-E | BEXAR      | 6/14/2012  | \$3,850          | \$0              | \$3,850          | \$0             |
| IHW                           | 40754    | E.H. BROKERAGE, INC.                       | 2010-1896-IHW-E | DALLAS     | 6/22/2012  | \$8,675          | \$0              | \$8,675          | \$0             |
| IHW                           | 43161    | Structural Metals, Inc.                    | 2011-2321-IHW-E | GUADALUPE  | 8/5/2012   | \$5,475          | \$1,095          | \$2,190          | \$2,190         |
| IHW                           | 43428    | BFI Waste Services of Texas, LP            | 2012-0248-IHW-E | HARRIS     | 8/12/2012  | \$2,500          | \$500            | \$1,000          | \$1,000         |
| IHW                           | 41583    | Lane Plating Works, Inc.                   | 2011-0662-IHW-E | DALLAS     | 8/27/2012  | \$28,350         | \$21,372         | \$6,978          | \$0             |
| <b>Subtotal for IHW : 24</b>  |          |  |                 |            |            | <b>\$429,578</b> | <b>\$76,280</b>  | <b>\$311,610</b> | <b>\$41,688</b> |
| IHWNF                         | 41921    | Chemical Research & Licensing Company      | 2011-1034-IHW-E | HARRIS     | 6/15/2012  | \$4,000          | \$0              | \$4,000          | \$0             |
| <b>Subtotal for IHWNP : 1</b> |          |  |                 |            |            | <b>\$4,000</b>   | <b>\$0</b>       | <b>\$4,000</b>   | <b>\$0</b>      |
| MSW                           | 41426    | MHBS, Inc.                                 | 2011-0524-MSW-E | DEWITT     | 9/16/2011  | \$900            | \$180            | \$720            | \$0             |
| MSW                           | 41407    | Esker Payne                                | 2011-0532-MSW-E | HARDIN     | 9/16/2011  | \$262            | \$52             | \$210            | \$0             |
| MSW                           | 37651    | Christopher Atwood Leath *                 | 2009-0728-MSW-E | EASTLAND   | 9/16/2011  | \$5,250          | \$0              | \$5,250          | \$0             |
| MSW                           | 37651    | Ellen and Cecil Lou Frasier                | 2009-1049-MSW-E | EASTLAND   | 10/6/2011  | \$5,250          | \$0              | \$5,250          | \$0             |
| MSW                           | 41392    | Lee Ann Potter                             | 2011-0491-MSW-E | TRAVIS     | 10/17/2011 | \$5,250          | \$1,050          | \$4,200          | \$0             |
| MSW                           | 41172    | J&J WELL SERVICE INC                       | 2011-0264-MSW-E | TOM GREEN  | 10/17/2011 | \$7,500          | \$1,500          | \$6,000          | \$0             |
| MSW                           | 40407    | Blackman, Warren                           | 2010-1537-MSW-E | GRAYSON    | 10/22/2011 | \$10,500         | \$0              | \$10,500         | \$0             |
| MSW                           | 40720    | SANCHEZ, EVA                               | 2010-1882-MSW-E | HIDALGO    | 10/22/2011 | \$2,625          | \$0              | \$2,625          | \$0             |
| MSW                           | 40188    | Casco Hauling & Excavating Co.             | 2010-1313-MSW-E | HARRIS     | 11/3/2011  | \$10,500         | \$2,100          | \$8,400          | \$0             |
| MSW                           | 40378    | CATHEY, LARRY                              | 2010-1495-MSW-E | MCLENNAN   | 11/3/2011  | \$8,833          | \$0              | \$8,833          | \$0             |
| MSW                           | 41515    | City of Crosbyton                          | 2011-0605-MSW-E | CROSBY     | 11/18/2011 | \$4,500          | \$900            | \$3,600          | \$0             |
| MSW                           | 41697    | TX Energy Services, LLC                    | 2011-0801-MSW-E | JIM WELLS  | 11/18/2011 | \$11,908         | \$2,381          | \$9,527          | \$0             |
| MSW                           | 36971    | Industrial Scrap Materials, Inc.           | 2011-0007-MSW-E | TARRANT    | 11/18/2011 | \$8,100          | \$0              | \$8,100          | \$0             |
| MSW                           | 41363    | MOBLEY, DAVID M                            | 2011-0454-MSW-E | WHARTON    | 11/23/2011 | \$1,000          | \$0              | \$1,000          | \$0             |
| MSW                           | 40299    | GUILLORY, ROY L *                          | 2010-1420-MSW-E | NEWTON     | 12/19/2011 | \$1,050          | \$0              | \$1,050          | \$0             |
| MSW                           | 40920    | Lubbock Industries, Inc. *                 | 2011-0006-MSW-E | LUBBOCK    | 12/19/2011 | \$5,500          | \$0              | \$5,500          | \$0             |
| MSW                           | 41623    | BURGOS, JORGE                              | 2011-0725-MSW-E | TRAVIS     | 12/19/2011 | \$2,500          | \$500            | \$2,000          | \$0             |
| MSW                           | 40963    | CASTRO, JUAN                               | 2011-0054-MSW-E | CAMERON    | 12/19/2011 | \$5,250          | \$0              | \$5,250          | \$0             |
| MSW                           | 37080    | CLOUD, ALVIN                               | 2011-0189-MSW-E | *MULTIPLE  | 1/8/2012   | \$5,160          | \$0              | \$5,160          | \$0             |
| MSW                           | 41216    | Jerry Waller Tire Service, Incorporated *  | 2011-0307-MSW-E | DALLAS     | 1/8/2012   | \$43,260         | \$0              | \$43,260         | \$0             |
| MSW                           | 41603    | RICO, MARCELINO *                          | 2011-0700-MSW-E | HIDALGO    | 1/8/2012   | \$10,000         | \$0              | \$10,000         | \$0             |
| MSW                           | 35702    | Four States Recycling, Inc.                | 2010-1179-MSW-E | POTTER     | 1/27/2012  | \$12,465         | \$0              | \$12,465         | \$0             |
| MSW                           | 41352    | BRANDON ZORN                               | 2011-0483-MSW-E | CORYELL    | 2/10/2012  | \$1,040          | \$208            | \$832            | \$0             |
| MSW                           | 37042    | Micro Dirt, Inc.                           | 2009-0096-MSW-E | TRAVIS     | 2/16/2012  | \$103,800        | \$0              | \$103,800        | \$0             |
| MSW                           | 41836    | Whole Woman's Health of Austin, LLC        | 2011-0954-MSW-E | TRAVIS     | 2/18/2012  | \$22,980         | \$4,596          | \$18,384         | \$0             |
| MSW                           | 42038    | Stericycle, Inc.                           | 2011-1157-MSW-E | BASTROP    | 2/18/2012  | \$42,612         | \$8,522          | \$34,090         | \$0             |
| MSW                           | 41833    | Whole Woman's Health of McAllen, LLC       | 2011-0955-MSW-E | HIDALGO    | 2/18/2012  | \$17,430         | \$3,486          | \$13,944         | \$0             |

## Singles Programs

## Appendix 1: List of Administrative Orders Issued FY2012

Date Range Selected : 09/01/2011 - 08/31/2012

| PGM | Case No. | Respondent Name                     | Docket#         | County     | Order Date | Penalty Assessed | Penalty Deferred | Payable Amount | SEP Offset |
|-----|----------|-------------------------------------|-----------------|------------|------------|------------------|------------------|----------------|------------|
| MSW | 40796    | Lonnie Bearden, Sr                  | 2010-1935-MLM-E | TOM GREEN  | 2/25/2012  | \$13,440         | \$0              | \$13,440       | \$0        |
| MSW | 41801    | SAN SEBASTIAN PARTNERS, LP          | 2011-0915-MSW-E | CHEROKEE   | 2/25/2012  | \$6,575          | \$1,315          | \$5,260        | \$0        |
| MSW | 41436    | MICHAEL PARMA                       | 2011-0534-MSW-E | DEWITT     | 2/25/2012  | \$3,866          | \$0              | \$3,866        | \$0        |
| MSW | 41435    | LEE, TERRY F                        | 2011-0533-MSW-E | DEWITT     | 2/25/2012  | \$3,866          | \$0              | \$3,866        | \$0        |
| MSW | 41974    | Timber Solutions, Inc.              | 2011-1088-MSW-E | FORT BEND  | 3/3/2012   | \$2,096          | \$419            | \$1,677        | \$0        |
| MSW | 42836    | KENNARD, J T III                    | 2011-2119-MSW-E | TARRANT    | 3/12/2012  | \$1,900          | \$380            | \$1,520        | \$0        |
| MSW | 41827    | LOKEY KEVIN                         | 2011-0946-MSW-E | LUBBOCK    | 4/5/2012   | \$68,845         | \$13,769         | \$55,076       | \$0        |
| MSW | 41535    | City of Victoria                    | 2011-0626-MSW-E | VICTORIA   | 4/5/2012   | \$47,700         | \$9,540          | \$38,160       | \$0        |
| MSW | 42250    | City Of Levelland                   | 2011-1411-MSW-E | HOCKLEY    | 5/12/2012  | \$2,950          | \$590            | \$0            | \$2,360    |
| MSW | 42631    | Grande Butane Company Inc.          | 2011-1784-MSW-E | STARR      | 5/12/2012  | \$3,750          | \$750            | \$3,000        | \$0        |
| MSW | 42417    | SMITH, ROY WAYNE                    | 2011-1559-MSW-E | MCCULLOCH  | 5/12/2012  | \$2,750          | \$550            | \$2,200        | \$0        |
| MSW | 43110    | City Of Mason                       | 2011-2277-MSW-E | MASON      | 5/24/2012  | \$1,125          | \$225            | \$900          | \$0        |
| MSW | 42566    | Eagle Electronics Resources, Inc.   | 2011-1709-MSW-E | HARRIS     | 5/24/2012  | \$7,053          | \$1,410          | \$5,643        | \$0        |
| MSW | 42197    | River City Rolloffs, Inc.           | 2011-1345-MSW-E | TRAVIS     | 5/24/2012  | \$2,100          | \$420            | \$1,680        | \$0        |
| MSW | 42949    | RECON SERVICES, INC.                | 2011-2098-MSW-E | TRAVIS     | 5/24/2012  | \$1,000          | \$200            | \$800          | \$0        |
| MSW | 40230    | RAMOS, HECTOR C *                   | 2010-1359-MSW-E | ATASCOSA   | 5/25/2012  | \$15,000         | \$0              | \$15,000       | \$0        |
| MSW | 43001    | Grand Haven Homes, L.P.             | 2011-2159-MSW-E | WILLIAMSON | 6/7/2012   | \$1,000          | \$200            | \$800          | \$0        |
| MSW | 42179    | PRUETT, SHELBA G *                  | 2011-1323-MSW-E | CAMERON    | 6/14/2012  | \$15,000         | \$0              | \$15,000       | \$0        |
| MSW | 40330    | Robert Keller                       | 2010-1441-MSW-E | JONES      | 6/14/2012  | \$18,401         | \$0              | \$18,401       | \$0        |
| MSW | 42153    | TREVINO, FERNANDO                   | 2011-1301-MSW-E | CAMERON    | 6/14/2012  | \$15,000         | \$0              | \$15,000       | \$0        |
| MSW | 43051    | City of Mercedes                    | 2011-2204-MSW-E | HIDALGO    | 6/17/2012  | \$3,750          | \$750            | \$3,000        | \$0        |
| MSW | 42713    | Partus Land, L.L.C.                 | 2011-1862-MSW-E | BRAZOS     | 6/17/2012  | \$5,250          | \$1,050          | \$4,200        | \$0        |
| MSW | 42731    | RGV TIRE RECYCLING GROUP LLC        | 2011-1879-MSW-E | HIDALGO    | 7/6/2012   | \$15,000         | \$3,000          | \$12,000       | \$0        |
| MSW | 42675    | Lubbock Alternator & Suppoy, Inc.   | 2011-1874-MSW-E | LUBBOCK    | 7/8/2012   | \$2,500          | \$500            | \$2,000        | \$0        |
| MSW | 42922    | MARTINEZ, GLORIA                    | 2011-2145-MSW-E | STARR      | 7/8/2012   | \$1,050          | \$210            | \$840          | \$0        |
| MSW | 43117    | Los Campeones, Inc.                 | 2011-2276-MSW-E | CAMERON    | 7/8/2012   | \$4,200          | \$840            | \$3,360        | \$0        |
| MSW | 42809    | Arturo Ulloa                        | 2011-1971-MSW-E | HIDALGO    | 7/8/2012   | \$6,375          | \$1,275          | \$5,100        | \$0        |
| MSW | 43040    | Greenstar Mid-America, LLC          | 2011-2226-MSW-E | BEXAR      | 7/15/2012  | \$1,650          | \$330            | \$660          | \$660      |
| MSW | 42368    | KING, DANNY JOE                     | 2011-1510-MSW-E | MONTGOMERY | 7/15/2012  | \$525            | \$0              | \$525          | \$0        |
| MSW | 42387    | US Innovations, Inc.                | 2011-1473-MSW-E | DENTON     | 7/26/2012  | \$15,700         | \$0              | \$15,700       | \$0        |
| MSW | 42677    | central state shingle recycling LLC | 2011-1823-MSW-E | *MULTIPLE  | 7/26/2012  | \$18,375         | \$0              | \$18,375       | \$0        |
| MSW | 36880    | ROBERTS, FRANK *                    | 2011-2198-MSW-E | BOSQUE     | 7/26/2012  | \$22,750         | \$0              | \$22,750       | \$0        |
| MSW | 42397    | MOON NATHAN W *                     | 2011-1546-MSW-E | REEVES     | 7/27/2012  | \$1,000          | \$0              | \$1,000        | \$0        |
| MSW | 42950    | J & M Truck Tire Shop, Inc.         | 2011-2101-MSW-E | BEXAR      | 8/2/2012   | \$10,000         | \$2,000          | \$8,000        | \$0        |
| MSW | 43176    | Larry J. Appelt                     | 2011-2345-MSW-E | LAVACA     | 8/5/2012   | \$1,050          | \$210            | \$840          | \$0        |
| MSW | 43248    | ROLAND, MARVIN LEE                  | 2012-0049-MSW-E | GONZALES   | 8/5/2012   | \$1,250          | \$250            | \$1,000        | \$0        |
| MSW | 43046    | Eckert, Patti                       | 2011-2197-MSW-E | KIMBLE     | 8/5/2012   | \$1,312          | \$262            | \$1,050        | \$0        |
| MSW | 42851    | PAPE, SUSAN *                       | 2011-1989-MSW-E | BEXAR      | 8/17/2012  | \$900            | \$0              | \$900          | \$0        |

## Singles Programs

## Appendix 1: List of Administrative Orders Issued FY2012

Date Range Selected : 09/01/2011 - 08/31/2012

| PGM                          | Case No. | Respondent Name                           | Docket#         | County     | Order Date | Penalty Assessed | Penalty Deferred | Payable Amount   | SEP Offset     |
|------------------------------|----------|---|-----------------|------------|------------|------------------|------------------|------------------|----------------|
| MSW                          | 42084    | Cowtown Excavating Company                | 2011-1207-MSW-E | TARRANT    | 8/17/2012  | \$12,500         | \$0              | \$12,500         | \$0            |
| MSW                          | 43398    | Molly-Jack Moser Waldrop                  | 2012-0209-MSW-E | MENARD     | 8/26/2012  | \$1,070          | \$214            | \$856            | \$0            |
| MSW                          | 43473    | Maverick County                           | 2012-0283-MSW-E | MAVERICK   | 8/26/2012  | \$1,050          | \$210            | \$840            | \$0            |
| MSW                          | 43320    | Lloyd Earl Hunt                           | 2012-0141-MSW-E | TRAVIS     | 8/26/2012  | \$1,187          | \$237            | \$950            | \$0            |
| MSW                          | 43231    | Nido, Ltd                                 | 2012-0292-MSW-E | GUADALUPE  | 8/27/2012  | \$10,625         | \$2,125          | \$8,500          | \$0            |
| MSW                          | 42211    | City of Forest Hill                       | 2011-1990-MSW-E | TARRANT    | 8/27/2012  | \$10,500         | \$0              | \$10,500         | \$0            |
| <b>Subtotal for MSW : 71</b> |          |   |                 |            |            | <b>\$738,411</b> | <b>\$68,706</b>  | <b>\$666,685</b> | <b>\$3,020</b> |
| OL                           | 40647    | SCALES, JOHN A PE                         | 2010-1793-LII-E | MCLENNAN   | 9/2/2011   | \$1,037          | \$0              | \$1,037          | \$0            |
| OL                           | 40271    | TILLEY, MIKE JASON                        | 2010-1385-LII-E | COLLIN     | 9/16/2011  | \$1,018          | \$0              | \$1,018          | \$0            |
| OL                           | 40712    | DODD, TERRY                               | 2010-1863-LII-E | WILLIAMSON | 10/6/2011  | \$262            | \$0              | \$262            | \$0            |
| OL                           | 40761    | SARTOR, JOHN                              | 2010-1907-LII-E | VICTORIA   | 10/17/2011 | \$1,840          | \$0              | \$1,840          | \$0            |
| OL                           | 41152    | HUDDLESTON, JON M                         | 2011-0227-LII-E | BELL       | 11/6/2011  | \$1,220          | \$0              | \$1,220          | \$0            |
| OL                           | 41258    | Stephen Hall                              | 2011-0346-LII-E | COLLIN     | 11/23/2011 | \$262            | \$0              | \$262            | \$0            |
| OL                           | 41094    | The Woodlands Lawn and Pool Services, LLC | 2011-0184-LII-E | HARRIS     | 11/23/2011 | \$787            | \$0              | \$787            | \$0            |
| OL                           | 41290    | CELIS, KATHERINE M                        | 2011-0381-LII-E | DENTON     | 11/23/2011 | \$431            | \$0              | \$431            | \$0            |
| OL                           | 41523    | SANCHEZ, JUAN                             | 2011-0619-LII-E | HARRIS     | 11/23/2011 | \$1,210          | \$0              | \$1,210          | \$0            |
| OL                           | 40951    | BARNES, THOMAS L JR                       | 2011-0031-LII-E | HARRIS     | 12/19/2011 | \$312            | \$0              | \$312            | \$0            |
| OL                           | 41894    | CROWLEY, CHARLES C                        | 2011-1014-LII-E | BEXAR      | 12/19/2011 | \$188            | \$37             | \$151            | \$0            |
| OL                           | 41554    | BENAVIDES, GILBERT                        | 2011-0649-LII-E | LUBBOCK    | 1/8/2012   | \$250            | \$0              | \$250            | \$0            |
| OL                           | 38468    | SANTOS, GEORGE                            | 2011-1218-LII-E | HARRIS     | 2/16/2012  | \$650            | \$0              | \$650            | \$0            |
| OL                           | 42567    | WIBLE, JOSH                               | 2011-1692-WOC-E | TRAVIS     | 3/18/2012  | \$210            | \$0              | \$210            | \$0            |
| OL                           | 42666    | WHITESIDE, LARRY W                        | 2011-1811-LII-E | TARRANT    | 4/8/2012   | \$225            | \$45             | \$180            | \$0            |
| OL                           | 42576    | WEST, RALPH                               | 2011-1710-LII-E | DALLAS     | 4/8/2012   | \$188            | \$37             | \$151            | \$0            |
| OL                           | 41700    | MORENO, CHRIS G                           | 2011-0809-LII-E | DALLAS     | 4/25/2012  | \$262            | \$0              | \$262            | \$0            |
| OL                           | 42509    | LOPEZ, CARLOS R                           | 2011-1652-WOC-E | CONCHO     | 5/13/2012  | \$1,367          | \$0              | \$1,367          | \$0            |
| OL                           | 42492    | CURB, TRAVIS R                            | 2011-1635-LII-E | BELL       | 5/24/2012  | \$1,125          | \$225            | \$900            | \$0            |
| OL                           | 43416    | MORENO, ELIDA                             | 2012-0218-WOC-E | CONCHO     | 6/7/2012   | \$210            | \$0              | \$210            | \$0            |
| OL                           | 43279    | CAROTHERS, CODY J                         | 2012-0094-WOC-E | BURNET     | 6/7/2012   | \$210            | \$0              | \$210            | \$0            |
| OL                           | 42231    | HARVEY, JASON M                           | 2011-1377-LII-E | BASTROP    | 6/14/2012  | \$742            | \$0              | \$742            | \$0            |
| OL                           | 42559    | CASTREJON, RICARDO                        | 2011-1711-LII-E | DALLAS     | 6/15/2012  | \$1,125          | \$0              | \$1,125          | \$0            |
| OL                           | 43191    | FULLER, PAUL                              | 2011-2358-LII-E | WILLIAMSON | 7/15/2012  | \$450            | \$90             | \$360            | \$0            |
| OL                           | 43894    | KITELEY, MARY C                           | 2012-0728-OSS-E | JOHNSON    | 8/5/2012   | \$175            | \$0              | \$175            | \$0            |
| OL                           | 43156    | HAWKINS, HARVEY RAY                       | 2011-2314-LII-E | TOM GREEN  | 8/5/2012   | \$1,288          | \$257            | \$1,031          | \$0            |
| OL                           | 42856    | JOBE, DUSTIN                              | 2011-1991-LII-E | POTTER     | 8/22/2012  | \$742            | \$0              | \$742            | \$0            |
| <b>Subtotal for OL : 27</b>  |          |   |                 |            |            | <b>\$17,786</b>  | <b>\$691</b>     | <b>\$17,095</b>  | <b>\$0</b>     |
| PST                          | 40998    | Roohi-Joohi Inc.                          | 2011-0091-PST-E | TRAVIS     | 9/2/2011   | \$5,110          | \$0              | \$5,110          | \$0            |
| PST                          | 41342    | Z Q INVESTMENTS, INC.                     | 2011-0445-PST-E | BEXAR      | 9/16/2011  | \$7,000          | \$1,400          | \$5,600          | \$0            |
| PST                          | 41171    | YU, KUN WON                               | 2011-0263-PST-E | DALLAS     | 9/16/2011  | \$5,323          | \$1,064          | \$4,259          | \$0            |

## Singles Programs

## Appendix 1: List of Administrative Orders Issued FY2012

Date Range Selected : 09/01/2011 - 08/31/2012

| PGM | Case No. | Respondent Name  | Docket#         | County    | Order Date | Penalty Assessed | Penalty Deferred | Payable Amount | SEP Offset |
|-----|----------|--|-----------------|-----------|------------|------------------|------------------|----------------|------------|
| PST | 37844    | Federico C. Villarreal                                   | 2009-0942-PST-E | DEWITT    | 9/16/2011  | \$7,875          | \$4,275          | \$3,600        | \$0        |
| PST | 41255    | Garza Miguel, Jr.  | 2011-0368-PST-E | STARR     | 9/16/2011  | \$2,625          | \$525            | \$2,100        | \$0        |
| PST | 41295    | Panther Aviation, Inc.                                   | 2011-0389-PST-E | JOHNSON   | 9/16/2011  | \$10,443         | \$2,088          | \$8,355        | \$0        |
| PST | 41373    | El Paso Independent School District                      | 2011-0468-PST-E | EL PASO   | 9/16/2011  | \$5,850          | \$1,170          | \$4,680        | \$0        |
| PST | 41101    | Texas Eastern Transmission, LP                           | 2011-0194-PST-E | HARRIS    | 9/16/2011  | \$2,005          | \$401            | \$1,604        | \$0        |
| PST | 41174    | AYRA INVESTMENT, INC.                                    | 2011-0268-PST-E | JEFFERSON | 9/16/2011  | \$7,878          | \$1,575          | \$6,303        | \$0        |
| PST | 36539    | Thomas Ralph and Thomas Janice                           | 2008-1613-PST-E | HARRIS    | 9/16/2011  | \$6,300          | \$0              | \$6,300        | \$0        |
| PST | 40605    | Jeffy's, Inc. dba Jeffys Exxon Mobil 2                   | 2010-1756-PST-E | HARRIS    | 9/16/2011  | \$2,923          | \$0              | \$2,923        | \$0        |
| PST | 41419    | Aziz Mansoor   | 2011-0515-PST-E | JOHNSON   | 9/16/2011  | \$2,380          | \$476            | \$1,904        | \$0        |
| PST | 41242    | OSMANI, TY   | 2011-0392-PST-E | GRAYSON   | 9/16/2011  | \$3,875          | \$775            | \$3,100        | \$0        |
| PST | 41286    | Ruble Petroleum, Inc.                                    | 2011-0377-PST-E | HUNT      | 9/16/2011  | \$2,091          | \$418            | \$1,673        | \$0        |
| PST | 41278    | Knollwood Mercantile Company                             | 2011-0387-PST-E | GRAYSON   | 9/16/2011  | \$4,322          | \$864            | \$3,458        | \$0        |
| PST | 40914    | COMPLEX OMV INC  | 2010-2082-PST-E | HARRIS    | 9/16/2011  | \$5,108          | \$1,021          | \$4,087        | \$0        |
| PST | 41081    | GENERAL BODY MANUFACTURING CO                            | 2011-0197-PST-E | TARRANT   | 9/16/2011  | \$3,098          | \$619            | \$2,479        | \$0        |
| PST | 41418    | Borders & Long Oil, Inc.                                 | 2011-0514-PST-E | KAUFMAN   | 9/16/2011  | \$10,000         | \$2,000          | \$8,000        | \$0        |
| PST | 28013    | Aliahsan Nadia Enterprises, Inc.                         | 2009-0476-PST-E | BEXAR     | 9/16/2011  | \$30,155         | \$19,176         | \$10,979       | \$0        |
| PST | 41464    | Rogers Prairie Mercantile, Inc.                          | 2011-0560-PST-E | LEON      | 9/16/2011  | \$3,737          | \$747            | \$2,990        | \$0        |
| PST | 41201    | Irvin Petersen, Executor for the Estate of Dossie Foster | 2011-0292-PST-E | BRAZOS    | 9/16/2011  | \$2,625          | \$525            | \$2,100        | \$0        |
| PST | 40422    | NOUREEN INC  | 2010-1531-PST-E | MAVERICK  | 9/16/2011  | \$2,625          | \$0              | \$2,625        | \$0        |
| PST | 41252    | The Wilson N. Jones Memorial Hospital                    | 2011-0339-PST-E | GRAYSON   | 9/16/2011  | \$6,300          | \$1,260          | \$5,040        | \$0        |
| PST | 41479    | Total Consolidation, Inc.                                | 2011-0588-PST-E | DENTON    | 9/16/2011  | \$2,348          | \$469            | \$1,879        | \$0        |
| PST | 41370    | RENTERIA, ESTEBAN REY                                    | 2011-0466-PST-E | ANDERSON  | 10/2/2011  | \$2,625          | \$525            | \$2,100        | \$0        |
| PST | 41550    | Shanil Oil Company                                       | 2011-0639-PST-E | JEFFERSON | 10/2/2011  | \$7,033          | \$1,406          | \$5,627        | \$0        |
| PST | 41567    | ABUHAMRA, IBRAHIM  | 2011-0671-PST-E | HARRIS    | 10/2/2011  | \$1,755          | \$351            | \$1,404        | \$0        |
| PST | 41677    | Sandford Oil Company Inc                                 | 2011-0787-PST-E | WISE      | 10/2/2011  | \$3,875          | \$775            | \$3,100        | \$0        |
| PST | 41207    | Farias Octavio   | 2011-0299-PST-E | HARRIS    | 10/2/2011  | \$5,500          | \$1,100          | \$4,400        | \$0        |
| PST | 41791    | Maund Automotive Group, LP                               | 2011-0902-PST-E | TRAVIS    | 10/2/2011  | \$2,352          | \$470            | \$1,882        | \$0        |
| PST | 41296    | Olympia C-Store Management LLC                           | 2011-0390-PST-E | TARRANT   | 10/2/2011  | \$6,455          | \$1,291          | \$5,164        | \$0        |
| PST | 41157    | Stars Impex, Inc.  | 2011-0249-PST-E | JOHNSON   | 10/2/2011  | \$5,000          | \$1,000          | \$4,000        | \$0        |
| PST | 41023    | Kunwar Incorporated                                      | 2011-0132-PST-E | TARRANT   | 10/2/2011  | \$2,250          | \$450            | \$1,800        | \$0        |
| PST | 41605    | RYK ENTERPRISES LLC                                      | 2011-0701-PST-E | JEFFERSON | 10/2/2011  | \$1,875          | \$375            | \$1,500        | \$0        |
| PST | 41297    | Speedexx Enterprise Inc.                                 | 2011-0391-PST-E | HARRIS    | 10/2/2011  | \$2,750          | \$550            | \$2,200        | \$0        |
| PST | 40982    | MKSN Investments, LLC                                    | 2011-0080-PST-E | HARRIS    | 10/2/2011  | \$4,500          | \$900            | \$3,600        | \$0        |
| PST | 41622    | KHOU-TV, L.P.  | 2011-0729-PST-E | HARRIS    | 10/2/2011  | \$10,693         | \$2,138          | \$8,555        | \$0        |
| PST | 40872    | BEST OF LAMA INCORPORATED                                | 2010-2031-PST-E | TARRANT   | 10/2/2011  | \$2,500          | \$500            | \$2,000        | \$0        |
| PST | 41322    | Bismilla, Inc.   | 2011-0413-PST-E | HARRIS    | 10/2/2011  | \$3,250          | \$650            | \$2,600        | \$0        |
| PST | 41337    | Omega Retail, Inc.                                       | 2011-0433-PST-E | HARRIS    | 10/2/2011  | \$1,925          | \$385            | \$1,540        | \$0        |
| PST | 41660    | EZ Action Retail, L.P.                                   | 2011-0768-PST-E | FAYETTE   | 10/2/2011  | \$1,985          | \$397            | \$1,588        | \$0        |

## Singles Programs

## Appendix 1: List of Administrative Orders Issued FY2012

Date Range Selected : 09/01/2011 - 08/31/2012

| PGM | Case No. | Respondent Name                      | Docket#         | County     | Order Date | Penalty Assessed | Penalty Deferred | Payable Amount | SEP Offset |
|-----|----------|--------------------------------------|-----------------|------------|------------|------------------|------------------|----------------|------------|
| PST | 41133    | Saykot Enterprises, Inc.             | 2011-0237-PST-E | TARRANT    | 10/2/2011  | \$2,764          | \$552            | \$2,212        | \$0        |
| PST | 31634    | Haider A., Inc.                      | 2010-2006-PST-E | HARRIS     | 10/5/2011  | \$39,780         | \$0              | \$39,780       | \$0        |
| PST | 40893    | S & S Conveniences, Inc.             | 2010-2052-PST-E | TARRANT    | 10/5/2011  | \$2,600          | \$0              | \$2,600        | \$0        |
| PST | 40181    | SANJIB, RAY *                        | 2010-1302-PST-E | WILLIAMSON | 10/5/2011  | \$7,129          | \$0              | \$7,129        | \$0        |
| PST | 40918    | GARCIA, MEROSLEM *                   | 2010-2085-PST-E | HARRIS     | 10/6/2011  | \$3,675          | \$0              | \$3,675        | \$0        |
| PST | 41375    | Suren Simon of Cleburne, Inc.        | 2011-0473-PST-E | JOHNSON    | 10/17/2011 | \$2,250          | \$450            | \$1,800        | \$0        |
| PST | 41456    | MAYO, DONALD SR                      | 2011-0553-PST-E | HARRIS     | 10/17/2011 | \$2,500          | \$500            | \$2,000        | \$0        |
| PST | 41549    | Texas Christian University           | 2011-0642-PST-E | TARRANT    | 10/17/2011 | \$2,250          | \$450            | \$1,800        | \$0        |
| PST | 39848    | Don Finley                           | 2010-0949-PST-E | JOHNSON    | 10/17/2011 | \$4,725          | \$0              | \$4,725        | \$0        |
| PST | 41556    | Irkasa Inc.                          | 2011-0652-PST-E | TARRANT    | 10/17/2011 | \$1,625          | \$325            | \$1,300        | \$0        |
| PST | 39894    | Carolyn Fink                         | 2010-0997-PST-E | JASPER     | 10/17/2011 | \$1,000          | \$0              | \$1,000        | \$0        |
| PST | 41635    | H.K.R.G., INC.                       | 2011-0734-PST-E | WILLIAMSON | 10/17/2011 | \$3,750          | \$750            | \$3,000        | \$0        |
| PST | 41587    | Compass USA Enterprises, Inc.        | 2011-0675-PST-E | HARRIS     | 10/17/2011 | \$2,425          | \$485            | \$1,940        | \$0        |
| PST | 41541    | Dipert Travel & Transportation, Ltd. | 2011-0633-PST-E | TARRANT    | 10/17/2011 | \$3,529          | \$705            | \$2,824        | \$0        |
| PST | 40184    | GATES, ROBERT N                      | 2010-1306-PST-E | TYLER      | 10/17/2011 | \$3,500          | \$0              | \$3,500        | \$0        |
| PST | 40783    | Addison Enterprises Inc.             | 2010-1940-PST-E | DALLAS     | 10/17/2011 | \$3,544          | \$0              | \$3,544        | \$0        |
| PST | 41597    | Budhwani & Virani, Inc.              | 2011-0693-PST-E | TARRANT    | 10/17/2011 | \$3,220          | \$644            | \$2,576        | \$0        |
| PST | 41284    | City of Sherman                      | 2011-0376-PST-E | GRAYSON    | 10/17/2011 | \$1,875          | \$375            | \$1,500        | \$0        |
| PST | 41302    | COMMERCE QUICK STOP INC              | 2011-0398-PST-E | HUNT       | 10/17/2011 | \$2,629          | \$525            | \$2,104        | \$0        |
| PST | 41722    | KAML INC.                            | 2011-0827-PST-E | GALVESTON  | 10/17/2011 | \$2,247          | \$449            | \$1,798        | \$0        |
| PST | 40018    | DOSSANI, AZIZ                        | 2010-1158-PST-E | TARRANT    | 10/22/2011 | \$3,173          | \$0              | \$3,173        | \$0        |
| PST | 40895    | SALEH, ADNEN M                       | 2010-2060-PST-E | TARRANT    | 10/22/2011 | \$5,122          | \$0              | \$5,122        | \$0        |
| PST | 40707    | Natalin Dorette Keenan               | 2010-1853-PST-E | HOUSTON    | 10/22/2011 | \$3,675          | \$0              | \$3,675        | \$0        |
| PST | 40862    | Mendez, Rene *                       | 2010-2028-PST-E | JEFFERSON  | 10/22/2011 | \$2,625          | \$0              | \$2,625        | \$0        |
| PST | 40769    | Seaberg Farms, Inc.                  | 2010-1912-PST-E | LIBERTY    | 10/22/2011 | \$3,850          | \$0              | \$3,850        | \$0        |
| PST | 39846    | HUSSAIN, SHARIQ                      | 2010-0965-PST-E | HARRIS     | 11/2/2011  | \$16,410         | \$0              | \$16,410       | \$0        |
| PST | 40701    | Spurg, LLC                           | 2010-1888-PST-E | JEFFERSON  | 11/2/2011  | \$15,341         | \$0              | \$15,341       | \$0        |
| PST | 41724    | Mica Corporation                     | 2011-0848-PST-E | TARRANT    | 11/3/2011  | \$2,629          | \$525            | \$2,104        | \$0        |
| PST | 39658    | Thomas Petroleum, LLC                | 2010-0751-PST-E | *MULTIPLE  | 11/3/2011  | \$84,004         | \$0              | \$42,002       | \$42,002   |
| PST | 41625    | Strasburger Enterprises, Inc.        | 2011-0746-PST-E | TRAVIS     | 11/3/2011  | \$5,000          | \$1,000          | \$4,000        | \$0        |
| PST | 41577    | BINFORD, JOHNNY                      | 2011-0677-PST-E | FAYETTE    | 11/3/2011  | \$3,750          | \$750            | \$3,000        | \$0        |
| PST | 41443    | Anjani C-Store Inc                   | 2011-0546-PST-E | BRAZORIA   | 11/3/2011  | \$6,680          | \$1,336          | \$5,344        | \$0        |
| PST | 40717    | LAKHANI, MEHMOOD                     | 2010-1858-PST-E | DALLAS     | 11/3/2011  | \$9,750          | \$0              | \$9,750        | \$0        |
| PST | 41200    | Tuff Enterprise, Inc.                | 2011-0314-PST-E | FORT BEND  | 11/3/2011  | \$5,625          | \$1,125          | \$4,500        | \$0        |
| PST | 40904    | ALY, SHAZIA                          | 2011-0004-PST-E | DALLAS     | 11/3/2011  | \$7,756          | \$1,551          | \$6,205        | \$0        |
| PST | 41202    | A & T Inc.                           | 2011-0291-PST-E | ELLIS      | 11/3/2011  | \$8,380          | \$1,676          | \$6,704        | \$0        |
| PST | 41534    | Trishakti Enterprises, Inc           | 2011-0625-PST-E | TARRANT    | 11/3/2011  | \$2,300          | \$460            | \$1,840        | \$0        |
| PST | 41786    | BELTWAY STORES INC.                  | 2011-0905-PST-E | HARRIS     | 11/3/2011  | \$1,757          | \$351            | \$1,406        | \$0        |



## Singles Programs

## Appendix 1: List of Administrative Orders Issued FY2012

Date Range Selected : 09/01/2011 - 08/31/2012

| PGM | Case No. | Respondent Name                                 | Docket#         | County     | Order Date | Penalty Assessed | Penalty Deferred | Payable Amount | SEP Offset |
|-----|----------|---|-----------------|------------|------------|------------------|------------------|----------------|------------|
| PST | 38823    | OLD TYMER ENTERPRISES, INC.                     | 2009-1991-PST-E | BEXAR      | 11/6/2011  | \$48,453         | \$0              | \$48,453       | \$0        |
| PST | 41063    | We Are Crazy, Inc.                              | 2011-0275-PST-E | ORANGE     | 11/6/2011  | \$4,178          | \$0              | \$4,178        | \$0        |
| PST | 40883    | Frankie Willis Executor Estate of Clovis Willis | 2010-2039-PST-E | LIMESTONE  | 11/6/2011  | \$3,375          | \$0              | \$3,375        | \$0        |
| PST | 41149    | ADIL, AQIL M                                    | 2011-0266-PST-E | CHAMBERS   | 11/6/2011  | \$5,425          | \$0              | \$5,425        | \$0        |
| PST | 40056    | MOSLEY, ROBBIE                                  | 2010-1168-PST-E | LAMB       | 11/6/2011  | \$3,675          | \$0              | \$3,675        | \$0        |
| PST | 39681    | MAI, TAM VAN *                                  | 2010-0773-PST-E | HARRIS     | 11/6/2011  | \$4,069          | \$0              | \$4,069        | \$0        |
| PST | 41551    | Hurst-Eules-Bedford ISD                         | 2011-0640-PST-E | TARRANT    | 11/18/2011 | \$1,925          | \$385            | \$1,540        | \$0        |
| PST | 41723    | Sai Shiva Incorporated                          | 2011-0828-PST-E | TRAVIS     | 11/18/2011 | \$3,000          | \$600            | \$2,400        | \$0        |
| PST | 40981    | Dixie Mart, Inc.                                | 2011-0072-PST-E | TARRANT    | 11/18/2011 | \$15,082         | \$0              | \$15,082       | \$0        |
| PST | 41573    | Johnson Supply and Equipment Corporation        | 2011-0673-PST-E | HARRIS     | 11/18/2011 | \$36,100         | \$7,220          | \$28,880       | \$0        |
| PST | 41792    | Stewart Delivery Service, Inc.                  | 2011-0901-PST-E | TARRANT    | 11/18/2011 | \$3,398          | \$679            | \$2,719        | \$0        |
| PST | 40631    | Nam Bui   | 2010-1782-PST-E | HARRIS     | 11/18/2011 | \$10,341         | \$0              | \$10,341       | \$0        |
| PST | 41620    | YOUSEF, NIZAR                                   | 2011-0745-PST-E | TOM GREEN  | 11/18/2011 | \$2,750          | \$550            | \$2,200        | \$0        |
| PST | 41438    | MARTY MECHANICAL, INC.                          | 2011-0545-PST-E | DENTON     | 11/18/2011 | \$4,273          | \$854            | \$3,419        | \$0        |
| PST | 41537    | Texan Convenience, Inc.                         | 2011-0628-PST-E | TARRANT    | 11/18/2011 | \$3,326          | \$665            | \$2,661        | \$0        |
| PST | 41811    | Star Houston, Inc.                              | 2011-0923-PST-E | HARRIS     | 11/18/2011 | \$2,392          | \$478            | \$1,914        | \$0        |
| PST | 41522    | SENER INVESTMENTS, LLC                          | 2011-0613-PST-E | DALLAS     | 11/18/2011 | \$2,359          | \$471            | \$1,888        | \$0        |
| PST | 41516    | SINGH, KASHMIR                                  | 2011-0612-PST-E | GRAYSON    | 11/18/2011 | \$7,000          | \$1,400          | \$5,600        | \$0        |
| PST | 41588    | A A B Investment, Inc.                          | 2011-0674-PST-E | HARRIS     | 11/18/2011 | \$5,000          | \$1,000          | \$4,000        | \$0        |
| PST | 41601    | JWK AUTO GROUP INC                              | 2011-0692-PST-E | TARRANT    | 11/18/2011 | \$2,500          | \$500            | \$2,000        | \$0        |
| PST | 41662    | Heerji Corporation                              | 2011-0770-PST-E | DALLAS     | 11/18/2011 | \$4,600          | \$920            | \$3,680        | \$0        |
| PST | 40097    | Mona Enterprises, Inc.                          | 2010-1220-PST-E | HARRIS     | 11/18/2011 | \$8,186          | \$0              | \$8,186        | \$0        |
| PST | 41475    | TEJANI, ABDULALI K                              | 2011-0572-PST-E | TARRANT    | 11/18/2011 | \$8,172          | \$1,634          | \$6,538        | \$0        |
| PST | 41481    | Kurio Interests, L.L.C.                         | 2011-0587-PST-E | HARRIS     | 11/18/2011 | \$6,600          | \$1,320          | \$5,280        | \$0        |
| PST | 39737    | DOBANI INC.                                     | 2010-0834-PST-E | HARRIS     | 11/20/2011 | \$9,303          | \$0              | \$9,303        | \$0        |
| PST | 41209    | Ninfa Montalvo *                                | 2011-0301-PST-E | HARRIS     | 11/23/2011 | \$5,500          | \$0              | \$5,500        | \$0        |
| PST | 41234    | TOUNLEY, DONNA M                                | 2011-0325-PST-E | DENTON     | 11/23/2011 | \$6,300          | \$0              | \$6,300        | \$0        |
| PST | 41111    | Womack, Larry                                   | 2011-0262-PST-E | HARRIS     | 11/23/2011 | \$2,875          | \$0              | \$2,875        | \$0        |
| PST | 41148    | Bickett Terry                                   | 2011-0233-PST-E | CHAMBERS   | 11/23/2011 | \$3,850          | \$0              | \$3,850        | \$0        |
| PST | 41176    | Pathan Investments, INC. DBA Time Out           | 2011-0270-PST-E | JEFFERSON  | 12/8/2011  | \$6,184          | \$0              | \$6,184        | \$0        |
| PST | 39774    | RICKY INVESTMENTS INC.                          | 2010-0881-PST-E | POLK       | 12/8/2011  | \$47,350         | \$0              | \$47,350       | \$0        |
| PST | 41323    | Noel A Zamora                                   | 2011-0411-PST-E | STARR      | 12/8/2011  | \$6,300          | \$0              | \$6,300        | \$0        |
| PST | 41977    | 5 STAR FORTUNE INC.                             | 2011-1085-PST-E | HARRIS     | 12/19/2011 | \$2,500          | \$500            | \$2,000        | \$0        |
| PST | 41993    | JYKM Union, Inc.                                | 2011-1110-PST-E | WILLIAMSON | 12/19/2011 | \$2,500          | \$500            | \$2,000        | \$0        |
| PST | 41661    | I-TEX Grocery, Inc.                             | 2011-0769-PST-E | HARRIS     | 12/19/2011 | \$4,130          | \$826            | \$3,304        | \$0        |
| PST | 41014    | Sona Ventures, Inc.                             | 2011-0109-PST-E | HARRIS     | 12/19/2011 | \$5,100          | \$0              | \$5,100        | \$0        |
| PST | 41617    | Con-way Freight Inc.                            | 2011-0716-PST-E | HARRIS     | 12/19/2011 | \$7,500          | \$1,500          | \$6,000        | \$0        |
| PST | 42021    | ZEE GLOBAL ENTERPRISE INC                       | 2011-1130-PST-E | HARRIS     | 12/19/2011 | \$2,429          | \$485            | \$1,944        | \$0        |

## Singles Programs

## Appendix 1: List of Administrative Orders Issued FY2012

Date Range Selected : 09/01/2011 - 08/31/2012

| PGM | Case No. | Respondent Name                     | Docket#         | County     | Order Date | Penalty Assessed | Penalty Deferred | Payable Amount | SEP Offset |
|-----|----------|-------------------------------------|-----------------|------------|------------|------------------|------------------|----------------|------------|
| PST | 41649    | Albert Khoa Corp                    | 2011-0750-PST-E | HARRIS     | 12/19/2011 | \$2,555          | \$511            | \$2,044        | \$0        |
| PST | 41656    | Vachana S Mao                       | 2011-0762-PST-E | TARRANT    | 12/19/2011 | \$1,155          | \$231            | \$924          | \$0        |
| PST | 41890    | Jupiter Food Mart, LLC              | 2011-1005-PST-E | TARRANT    | 12/19/2011 | \$2,375          | \$475            | \$1,900        | \$0        |
| PST | 42012    | FH&S Enterprises, Inc.              | 2011-1113-PST-E | TARRANT    | 12/19/2011 | \$1,540          | \$308            | \$1,232        | \$0        |
| PST | 41832    | Naqib Business Corporation          | 2011-0952-PST-E | HARRIS     | 12/19/2011 | \$2,350          | \$470            | \$1,880        | \$0        |
| PST | 41542    | Crown Enterprises, Inc.             | 2011-0631-PST-E | TARRANT    | 12/19/2011 | \$10,879         | \$2,175          | \$8,704        | \$0        |
| PST | 40459    | Northwest Petroleum LP              | 2010-1588-PST-E | HAYS       | 12/19/2011 | \$8,004          | \$0              | \$8,004        | \$0        |
| PST | 41599    | City of Houston                     | 2011-0699-PST-E | HARRIS     | 12/19/2011 | \$14,475         | \$2,895          | \$11,580       | \$0        |
| PST | 40956    | A L Nizamani, Inc.                  | 2011-0071-PST-E | HARRIS     | 12/19/2011 | \$2,650          | \$0              | \$2,650        | \$0        |
| PST | 41885    | Save N More Corporation             | 2011-0999-PST-E | HARRIS     | 12/19/2011 | \$3,000          | \$600            | \$2,400        | \$0        |
| PST | 39973    | OGHI Enterprises Inc.               | 2010-1094-PST-E | MONTGOMERY | 12/19/2011 | \$13,074         | \$0              | \$13,074       | \$0        |
| PST | 41468    | Ahefaz, LLC                         | 2011-0566-PST-E | HARRIS     | 12/19/2011 | \$9,694          | \$1,938          | \$7,756        | \$0        |
| PST | 41015    | MOMIN, AKBAR ALI *                  | 2011-0117-PST-E | TRAVIS     | 12/19/2011 | \$2,500          | \$0              | \$2,500        | \$0        |
| PST | 40400    | Tom Green County                    | 2010-1516-PST-E | TOM GREEN  | 12/19/2011 | \$3,000          | \$0              | \$3,000        | \$0        |
| PST | 41822    | Harris County Hospital District     | 2011-0938-PST-E | HARRIS     | 12/19/2011 | \$2,250          | \$450            | \$1,800        | \$0        |
| PST | 41950    | Jack & Jeff, Inc.                   | 2011-1059-PST-E | HARRIS     | 12/19/2011 | \$8,137          | \$1,627          | \$6,510        | \$0        |
| PST | 41701    | Height's Exxon, Inc.                | 2011-0815-PST-E | HARRIS     | 12/19/2011 | \$3,379          | \$675            | \$2,704        | \$0        |
| PST | 41657    | TEXAS UNITED ENTERPRISE INC         | 2011-0761-PST-E | GRAYSON    | 12/19/2011 | \$5,129          | \$1,025          | \$4,104        | \$0        |
| PST | 40803    | PHAM, QUANG DANG                    | 2010-1948-PST-E | HARRIS     | 12/19/2011 | \$2,871          | \$0              | \$2,871        | \$0        |
| PST | 41543    | Hossain Makvandi                    | 2011-0632-PST-E | ROCKWALL   | 12/19/2011 | \$3,879          | \$775            | \$3,104        | \$0        |
| PST | 41845    | STK FOOD INC                        | 2011-0960-PST-E | HARRIS     | 12/19/2011 | \$5,200          | \$1,040          | \$4,160        | \$0        |
| PST | 40865    | E.Y.C. Corporation                  | 2010-2026-PST-E | DALLAS     | 12/19/2011 | \$2,000          | \$0              | \$2,000        | \$0        |
| PST | 42032    | LN Corporation                      | 2011-1148-PST-E | HARRIS     | 12/19/2011 | \$4,500          | \$900            | \$3,600        | \$0        |
| PST | 41709    | Joe Johs, Jr.                       | 2011-0820-PST-E | MATAGORDA  | 12/19/2011 | \$4,025          | \$0              | \$4,025        | \$0        |
| PST | 41559    | TCA International Investments, Inc. | 2011-0668-PST-E | FAYETTE    | 12/19/2011 | \$13,600         | \$2,720          | \$10,880       | \$0        |
| PST | 41560    | Lone Star Convenience Stores, Inc.  | 2011-0669-PST-E | TARRANT    | 12/19/2011 | \$6,750          | \$1,350          | \$5,400        | \$0        |
| PST | 41952    | Main Street Business, Inc.          | 2011-1068-PST-E | HARRIS     | 12/19/2011 | \$8,850          | \$1,770          | \$7,080        | \$0        |
| PST | 41879    | NAGI, VINOD                         | 2011-0994-PST-E | WILLIAMSON | 12/19/2011 | \$4,500          | \$900            | \$3,600        | \$0        |
| PST | 41087    | Hashir Investments, Inc.            | 2011-0180-PST-E | TRAVIS     | 12/19/2011 | \$2,629          | \$0              | \$2,629        | \$0        |
| PST | 41568    | ABF Freight System, Inc.            | 2011-0672-PST-E | HOUSTON    | 12/19/2011 | \$2,500          | \$500            | \$2,000        | \$0        |
| PST | 39526    | Bluff Springs Enterprises Inc.      | 2010-0616-PST-E | TRAVIS     | 12/19/2011 | \$11,897         | \$0              | \$11,897       | \$0        |
| PST | 41655    | Fondren ADP, Ltd.                   | 2011-0760-PST-E | HARRIS     | 12/19/2011 | \$3,050          | \$610            | \$2,440        | \$0        |
| PST | 41751    | Trinity Industries, Inc.            | 2011-0898-PST-E | TARRANT    | 12/19/2011 | \$3,141          | \$628            | \$2,513        | \$0        |
| PST | 41762    | YOUNGBLOOD, ROBERT M                | 2011-0482-PST-E | TYLER      | 12/19/2011 | \$2,500          | \$0              | \$2,500        | \$0        |
| PST | 41632    | MSBK, LLC                           | 2011-0732-PST-E | ORANGE     | 12/19/2011 | \$8,448          | \$1,689          | \$6,759        | \$0        |
| PST | 41616    | NAFISA INC                          | 2011-0715-PST-E | TARRANT    | 12/19/2011 | \$3,570          | \$714            | \$2,856        | \$0        |
| PST | 41695    | Austin Independent School District  | 2011-0799-PST-E | TRAVIS     | 12/19/2011 | \$1,125          | \$225            | \$900          | \$0        |
| PST | 42114    | L. H. Chaney Materials, Inc.        | 2011-1250-PST-E | WISE       | 12/19/2011 | \$3,876          | \$775            | \$3,101        | \$0        |

## Singles Programs

## Appendix 1: List of Administrative Orders Issued FY2012

Date Range Selected : 09/01/2011 - 08/31/2012

| PGM | Case No. | Respondent Name                          | Docket#         | County    | Order Date | Penalty Assessed | Penalty Deferred | Payable Amount | SEP Offset |
|-----|----------|--|-----------------|-----------|------------|------------------|------------------|----------------|------------|
| PST | 41776    | Lakeside Country Club                    | 2011-0920-PST-E | HARRIS    | 12/19/2011 | \$2,250          | \$450            | \$1,800        | \$0        |
| PST | 41929    | JP Morgan Chase                          | 2011-1041-PST-E | TARRANT   | 12/19/2011 | \$6,555          | \$1,311          | \$5,244        | \$0        |
| PST | 39572    | Jerome H. Jansky                         | 2010-0664-PST-E | HOUSTON   | 12/19/2011 | \$6,300          | \$0              | \$6,300        | \$0        |
| PST | 41790    | KASHMIR ROAD LINES LLC                   | 2011-0903-PST-E | HARRIS    | 12/19/2011 | \$4,104          | \$820            | \$3,284        | \$0        |
| PST | 42033    | SIBLEY, EDWARD W                         | 2011-1147-PST-E | HARRIS    | 12/19/2011 | \$2,350          | \$470            | \$1,880        | \$0        |
| PST | 41487    | Mir Brothers Inc.                        | 2011-0586-PST-E | HARRIS    | 12/19/2011 | \$2,162          | \$432            | \$1,730        | \$0        |
| PST | 40978    | Anmol Investment, Inc.                   | 2011-0059-PST-E | HARRIS    | 12/19/2011 | \$2,550          | \$0              | \$2,550        | \$0        |
| PST | 41813    | LEJO Management, Inc.                    | 2011-1055-PST-E | HARRIS    | 12/19/2011 | \$3,050          | \$610            | \$2,440        | \$0        |
| PST | 42052    | Crane County Hospital District           | 2011-1177-PST-E | CRANE     | 12/19/2011 | \$4,875          | \$975            | \$3,900        | \$0        |
| PST | 41730    | KASHMIR ROAD LINES LLC                   | 2011-0834-PST-E | HARRIS    | 12/19/2011 | \$5,748          | \$1,149          | \$4,599        | \$0        |
| PST | 41604    | Femato Enterprises, LLC                  | 2011-0702-PST-E | BLANCO    | 12/19/2011 | \$14,078         | \$2,815          | \$11,263       | \$0        |
| PST | 39728    | DALLAS MSA INC.                          | 2010-0823-PST-E | TARRANT   | 12/19/2011 | \$12,012         | \$0              | \$12,012       | \$0        |
| PST | 40967    | Oski LLC                                 | 2011-0045-PST-E | TRAVIS    | 12/19/2011 | \$5,000          | \$0              | \$5,000        | \$0        |
| PST | 41739    | Mucklai Investments, Inv.                | 2011-0852-PST-E | TARRANT   | 12/19/2011 | \$4,600          | \$920            | \$3,680        | \$0        |
| PST | 39629    | PHAM, QUANG DANG                         | 2011-0853-PST-E | HARRIS    | 12/19/2011 | \$3,406          | \$0              | \$3,406        | \$0        |
| PST | 41608    | Addison Enterprises Inc.                 | 2011-0704-PST-E | ROCKWALL  | 12/19/2011 | \$3,500          | \$700            | \$2,800        | \$0        |
| PST | 41688    | ASHFAQE ENTERPRISES, INC.                | 2011-0814-PST-E | TARRANT   | 12/19/2011 | \$3,835          | \$767            | \$3,068        | \$0        |
| PST | 42130    | JAMES WOOD MOTORS INC                    | 2011-1276-PST-E | WISE      | 12/19/2011 | \$2,500          | \$500            | \$2,000        | \$0        |
| PST | 40990    | A & H Petroleum Inc.                     | 2011-0078-PST-E | TARRANT   | 12/19/2011 | \$5,000          | \$0              | \$5,000        | \$0        |
| PST | 41564    | Kauser Energy Inc.                       | 2011-0670-PST-E | DENTON    | 12/19/2011 | \$4,210          | \$842            | \$3,368        | \$0        |
| PST | 41270    | BRUTON, JERRY                            | 2011-0386-PST-E | NAVARRO   | 12/19/2011 | \$2,625          | \$0              | \$2,625        | \$0        |
| PST | 41951    | Hill Country Telephone Cooperative, Inc. | 2011-1058-PST-E | KERR      | 12/19/2011 | \$2,250          | \$450            | \$1,800        | \$0        |
| PST | 41222    | K & A Retail Inc.                        | 2011-0340-PST-E | DALLAS    | 1/8/2012   | \$3,154          | \$0              | \$3,154        | \$0        |
| PST | 40860    | M & K Pantry LLC                         | 2010-2021-PST-E | HARDIN    | 1/8/2012   | \$3,675          | \$0              | \$3,675        | \$0        |
| PST | 41261    | Felix Rodriguez *                        | 2011-0349-PST-E | *MULTIPLE | 1/8/2012   | \$6,300          | \$0              | \$6,300        | \$0        |
| PST | 41557    | IZ, Inc.                                 | 2011-0653-PST-E | *MULTIPLE | 1/8/2012   | \$16,780         | \$0              | \$16,780       | \$0        |
| PST | 40921    | Desi Group, Inc.                         | 2011-0005-PST-E | DALLAS    | 1/8/2012   | \$44,085         | \$0              | \$44,085       | \$0        |
| PST | 41348    | Al-Museer, Inc.                          | 2011-0444-PST-E | HARRIS    | 1/8/2012   | \$4,025          | \$0              | \$4,025        | \$0        |
| PST | 41527    | GALINDO, LEOPOLDO E                      | 2011-0646-PST-E | CRANE     | 1/8/2012   | \$65,000         | \$0              | \$65,000       | \$0        |
| PST | 15492    | M & K Pantry LLC                         | 2011-0638-PST-E | HARDIN    | 1/25/2012  | \$28,125         | \$0              | \$28,125       | \$0        |
| PST | 41923    | VOSS ROAD EXXON, LLC                     | 2011-1054-PST-E | HARRIS    | 1/27/2012  | \$7,929          | \$1,585          | \$6,344        | \$0        |
| PST | 41910    | City of Houston                          | 2011-1023-PST-E | HARRIS    | 1/27/2012  | \$7,600          | \$1,520          | \$6,080        | \$0        |
| PST | 42034    | Quick Gas & Lube Inc.                    | 2011-1142-PST-E | HARRIS    | 1/27/2012  | \$25,584         | \$5,116          | \$20,468       | \$0        |
| PST | 41782    | Ahmad, Masood                            | 2011-0895-PST-E | JEFFERSON | 1/27/2012  | \$9,677          | \$1,935          | \$7,742        | \$0        |
| PST | 42134    | HOMEYER, CARL                            | 2011-1278-PST-E | BURLESON  | 1/27/2012  | \$9,011          | \$1,802          | \$7,209        | \$0        |
| PST | 41831    | SAAI, LLC                                | 2011-0953-PST-E | FAYETTE   | 1/27/2012  | \$12,012         | \$2,402          | \$9,610        | \$0        |
| PST | 41469    | Hernandez Petroleum, Inc.                | 2011-0567-PST-E | WEBB      | 2/8/2012   | \$5,000          | \$0              | \$5,000        | \$0        |
| PST | 41389    | Walterscheid Meat Co.                    | 2011-0485-PST-E | COOKE     | 2/10/2012  | \$2,136          | \$427            | \$1,709        | \$0        |

## Singles Programs

## Appendix 1: List of Administrative Orders Issued FY2012

Date Range Selected : 09/01/2011 - 08/31/2012

| PGM | Case No. | Respondent Name                         | Docket#         | County     | Order Date | Penalty Assessed | Penalty Deferred | Payable Amount | SEP Offset |
|-----|----------|---|-----------------|------------|------------|------------------|------------------|----------------|------------|
| PST | 41747    | Victron Stores, L.P.                    | 2011-0859-PST-E | TARRANT    | 2/10/2012  | \$2,600          | \$520            | \$2,080        | \$0        |
| PST | 42121    | International Business Connection, Inc. | 2011-1290-PST-E | TARRANT    | 2/10/2012  | \$2,250          | \$450            | \$1,800        | \$0        |
| PST | 40899    | SHAFIQ, MOHAMMAD                        | 2010-2087-PST-E | MONTGOMERY | 2/10/2012  | \$3,668          | \$733            | \$2,935        | \$0        |
| PST | 41984    | Bogga Enterprises LLC                   | 2011-1109-PST-E | HARRIS     | 2/10/2012  | \$2,675          | \$535            | \$2,140        | \$0        |
| PST | 41633    | Cross Street Service, Inc.              | 2011-0733-PST-E | TARRANT    | 2/10/2012  | \$3,150          | \$630            | \$2,520        | \$0        |
| PST | 41586    | UHS of Texoma, Inc.                     | 2011-0676-PST-E | GRAYSON    | 2/10/2012  | \$3,000          | \$600            | \$2,400        | \$0        |
| PST | 41810    | King Fuels, Inc.                        | 2011-0922-PST-E | HARRIS     | 2/10/2012  | \$3,850          | \$770            | \$3,080        | \$0        |
| PST | 42064    | Hit Mi Entertainment, Inc.              | 2011-1182-PST-E | HARRIS     | 2/10/2012  | \$2,429          | \$485            | \$1,944        | \$0        |
| PST | 41769    | Habibco, Inc.                           | 2011-0879-PST-E | TRAVIS     | 2/10/2012  | \$2,500          | \$500            | \$2,000        | \$0        |
| PST | 41711    | HRH Investments, LP                     | 2011-0821-PST-E | TARRANT    | 2/10/2012  | \$4,800          | \$960            | \$3,840        | \$0        |
| PST | 41257    | SAEED, MOHAMMAD                         | 2011-0343-PST-E | JOHNSON    | 2/13/2012  | \$2,500          | \$0              | \$2,500        | \$0        |
| PST | 40772    | SLOAN, JAMES BROOK                      | 2010-1934-PST-E | JOHNSON    | 2/13/2012  | \$2,625          | \$0              | \$2,625        | \$0        |
| PST | 41855    | GEO ENTERPRISES INC.                    | 2011-0959-PST-E | HARRIS     | 2/13/2012  | \$3,100          | \$0              | \$3,100        | \$0        |
| PST | 41799    | Bis C-Store, Inc.                       | 2011-1001-PST-E | HARRIS     | 2/13/2012  | \$4,600          | \$0              | \$4,600        | \$0        |
| PST | 40577    | NAMINATH INVESTMENT, INC.               | 2010-1723-PST-E | GALVESTON  | 2/13/2012  | \$4,875          | \$0              | \$4,875        | \$0        |
| PST | 41333    | IGLESIAS, JESUS                         | 2011-0458-PST-E | HIDALGO    | 2/13/2012  | \$5,408          | \$0              | \$5,408        | \$0        |
| PST | 38619    | Chwiki Corp.                            | 2009-1756-PST-E | DALLAS     | 2/16/2012  | \$9,350          | \$140            | \$9,210        | \$0        |
| PST | 41848    | Ashok K Sharma *                        | 2011-0968-PST-E | TARRANT    | 2/16/2012  | \$2,120          | \$0              | \$2,120        | \$0        |
| PST | 42311    | CUSA GCT, LLC                           | 2011-1459-PST-E | HARRIS     | 2/18/2012  | \$13,611         | \$2,722          | \$10,889       | \$0        |
| PST | 42119    | Rahil, Incorporated                     | 2011-1262-PST-E | BEXAR      | 2/18/2012  | \$36,637         | \$7,327          | \$29,310       | \$0        |
| PST | 41934    | MOOSA INC. LLC                          | 2011-1050-PST-E | HARRIS     | 2/18/2012  | \$12,705         | \$2,541          | \$10,164       | \$0        |
| PST | 41973    | Kachmar Enterprises, Inc.               | 2011-1087-PST-E | HARRIS     | 2/22/2012  | \$24,065         | \$0              | \$24,065       | \$0        |
| PST | 41685    | Al-Imran Enterprises, Inc.              | 2011-0788-PST-E | HARRIS     | 2/25/2012  | \$2,650          | \$530            | \$2,120        | \$0        |
| PST | 42080    | Sadash Corporation                      | 2011-1200-PST-E | WISE       | 2/25/2012  | \$3,879          | \$775            | \$3,104        | \$0        |
| PST | 42177    | KBCH, LLC                               | 2011-1321-PST-E | WISE       | 2/25/2012  | \$2,497          | \$499            | \$1,998        | \$0        |
| PST | 42040    | Food Fast Corporation                   | 2011-1159-PST-E | KAUFMAN    | 2/25/2012  | \$1,000          | \$200            | \$800          | \$0        |
| PST | 42039    | VJP CORPORATION                         | 2011-1155-PST-E | TARRANT    | 2/25/2012  | \$5,229          | \$1,045          | \$4,184        | \$0        |
| PST | 42054    | Vuyyuru Interests, Inc.                 | 2011-1179-PST-E | MONTGOMERY | 2/25/2012  | \$2,404          | \$480            | \$1,924        | \$0        |
| PST | 41744    | Federal Aviation Administration         | 2011-0855-PST-E | TARRANT    | 2/25/2012  | \$4,500          | \$900            | \$3,600        | \$0        |
| PST | 41417    | Charlsie Ann Evans Wilkins              | 2011-0513-PST-E | GRAYSON    | 2/25/2012  | \$5,075          | \$0              | \$5,075        | \$0        |
| PST | 42088    | LUU, KATHY                              | 2011-1209-PST-E | HARRIS     | 2/25/2012  | \$6,329          | \$1,265          | \$5,064        | \$0        |
| PST | 41892    | Smithco Marketing Corporation           | 2011-1009-PST-E | KIMBLE     | 2/25/2012  | \$3,750          | \$750            | \$3,000        | \$0        |
| PST | 42176    | Hall Oil Company, Inc.                  | 2011-1320-PST-E | HOPKINS    | 2/25/2012  | \$2,001          | \$400            | \$1,601        | \$0        |
| PST | 42308    | SARA PANTRY INC                         | 2011-1457-PST-E | GRIMES     | 2/25/2012  | \$2,004          | \$400            | \$1,604        | \$0        |
| PST | 42267    | All-Tex Erection Systems, Inc.          | 2011-1415-PST-E | HARRIS     | 2/25/2012  | \$2,641          | \$528            | \$2,113        | \$0        |
| PST | 41912    | Jack Cooper Transport Co., Inc.         | 2011-1038-PST-E | TARRANT    | 2/25/2012  | \$6,749          | \$1,349          | \$5,400        | \$0        |
| PST | 42071    | Kd Allseason, Inc.                      | 2011-1197-PST-E | HARRIS     | 2/25/2012  | \$5,500          | \$1,100          | \$4,400        | \$0        |
| PST | 42124    | Kountry Korner Store, Inc.              | 2011-1271-PST-E | WISE       | 2/25/2012  | \$2,004          | \$400            | \$1,604        | \$0        |

## Singles Programs

## Appendix 1: List of Administrative Orders Issued FY2012

Date Range Selected : 09/01/2011 - 08/31/2012

| PGM | Case No. | Respondent Name                   | Docket#         | County     | Order Date | Penalty Assessed | Penalty Deferred | Payable Amount | SEP Offset |
|-----|----------|-----------------------------------|-----------------|------------|------------|------------------|------------------|----------------|------------|
| PST | 41795    | STONE TRUCKING COMPANY, INC.      | 2011-0900-PST-E | LIVE OAK   | 2/25/2012  | \$3,590          | \$718            | \$2,872        | \$0        |
| PST | 41654    | Prudencia Andrade                 | 2011-0759-PST-E | CAMERON    | 2/25/2012  | \$3,500          | \$0              | \$3,500        | \$0        |
| PST | 41936    | Kenneth W. Blevins                | 2011-1049-PST-E | LIVE OAK   | 2/25/2012  | \$4,265          | \$853            | \$3,412        | \$0        |
| PST | 42020    | SAM LIM INC                       | 2011-1237-PST-E | TARRANT    | 2/25/2012  | \$3,600          | \$720            | \$2,880        | \$0        |
| PST | 40824    | QUICKWAYS INC                     | 2010-1974-PST-E | TARRANT    | 2/25/2012  | \$2,217          | \$443            | \$1,774        | \$0        |
| PST | 42249    | T&L Golden Star, Inc.             | 2011-1396-PST-E | HENDERSON  | 2/25/2012  | \$1,125          | \$225            | \$900          | \$0        |
| PST | 42024    | Bhai Business, LLC                | 2011-1138-PST-E | HARRIS     | 2/25/2012  | \$2,550          | \$510            | \$2,040        | \$0        |
| PST | 42154    | Wilkins & Pyeatt, Inc.            | 2011-1295-PST-E | LAMAR      | 2/25/2012  | \$2,629          | \$525            | \$2,104        | \$0        |
| PST | 42174    | Hebron Enterprises, Inc.          | 2011-1317-PST-E | WISE       | 2/25/2012  | \$1,000          | \$200            | \$800          | \$0        |
| PST | 42159    | Coston & Son, Inc.                | 2011-1299-PST-E | LAMAR      | 2/25/2012  | \$3,850          | \$770            | \$3,080        | \$0        |
| PST | 42294    | Leibham Milk Transport, Inc.      | 2011-1438-PST-E | GRIMES     | 2/25/2012  | \$2,379          | \$475            | \$1,904        | \$0        |
| PST | 42141    | E.Z. Good Inc.                    | 2011-1287-PST-E | HARRIS     | 2/25/2012  | \$2,600          | \$520            | \$2,080        | \$0        |
| PST | 41301    | REID, TERESA                      | 2011-0397-PST-E | JOHNSON    | 2/25/2012  | \$2,629          | \$0              | \$2,629        | \$0        |
| PST | 41937    | Avis Rent A Car System, Inc.      | 2011-1048-PST-E | HARRIS     | 2/25/2012  | \$2,500          | \$500            | \$2,000        | \$0        |
| PST | 41293    | PATEL, BHASKAR R                  | 2011-0382-PST-E | BRAZORIA   | 2/25/2012  | \$3,500          | \$0              | \$3,500        | \$0        |
| PST | 42065    | 2000 IIG Inc. dba Diamond Smart 2 | 2011-1193-PST-E | HARRIS     | 2/25/2012  | \$2,933          | \$586            | \$2,347        | \$0        |
| PST | 40599    | HARDEN, DAVID                     | 2010-1775-PST-E | WALKER     | 2/26/2012  | \$3,500          | \$3,500          | \$0            | \$0        |
| PST | 41800    | New Caney Enterprise, Inc.        | 2011-0914-PST-E | MONTGOMERY | 3/1/2012   | \$3,952          | \$0              | \$3,952        | \$0        |
| PST | 35348    | STANLEY, C M JR                   | 2008-0219-PST-E | GREGG      | 3/1/2012   | \$3,675          | \$0              | \$3,675        | \$0        |
| PST | 41901    | S.R.R. Investments, Inc.          | 2011-1011-PST-E | TRAVIS     | 3/1/2012   | \$5,000          | \$0              | \$5,000        | \$0        |
| PST | 41175    | Fifa Inc.                         | 2011-0267-PST-E | TARRANT    | 3/1/2012   | \$1,925          | \$0              | \$1,925        | \$0        |
| PST | 41010    | Arsh Trading, Inc.                | 2011-0107-PST-E | TRAVIS     | 3/1/2012   | \$5,000          | \$0              | \$5,000        | \$0        |
| PST | 41177    | Scyene Mobil, L.L.C.              | 2011-0269-PST-E | DALLAS     | 3/1/2012   | \$5,410          | \$0              | \$5,410        | \$0        |
| PST | 41308    | GK SINGH ENTERPRISES, L.L.C.      | 2011-0404-PST-E | GRAYSON    | 3/1/2012   | \$3,372          | \$0              | \$3,372        | \$0        |
| PST | 41919    | MATAR, FOUAD                      | 2011-1030-PST-E | HARRIS     | 3/1/2012   | \$3,050          | \$0              | \$3,050        | \$0        |
| PST | 41948    | William Grocery, Inc.             | 2011-1060-PST-E | WILLIAMSON | 3/3/2012   | \$3,500          | \$700            | \$2,800        | \$0        |
| PST | 41899    | YILDIRIM, IZZET                   | 2011-1012-PST-E | HARRIS     | 3/3/2012   | \$2,600          | \$520            | \$2,080        | \$0        |
| PST | 42028    | New Mart Corporation              | 2011-1139-PST-E | FORT BEND  | 3/3/2012   | \$3,155          | \$631            | \$2,524        | \$0        |
| PST | 41705    | Gova Enterprise, Inc.             | 2011-0818-PST-E | HARRIS     | 3/3/2012   | \$4,979          | \$995            | \$3,984        | \$0        |
| PST | 41870    | 2SAM, INCORPORATED                | 2011-0983-PST-E | TRAVIS     | 3/3/2012   | \$2,886          | \$577            | \$2,309        | \$0        |
| PST | 42161    | MATLOCK, JOHN A                   | 2011-1309-PST-E | KAUFMAN    | 3/3/2012   | \$1,875          | \$375            | \$1,500        | \$0        |
| PST | 41930    | Excellent Inc.                    | 2011-1052-PST-E | HARRIS     | 3/3/2012   | \$4,700          | \$940            | \$3,760        | \$0        |
| PST | 41750    | STELLA LINK BUSINESS LLC          | 2011-0863-PST-E | HARRIS     | 3/3/2012   | \$2,880          | \$576            | \$2,304        | \$0        |
| PST | 42371    | KAPADIA SADLER DEVELOPMENT INC    | 2011-1512-PST-E | HENDERSON  | 3/3/2012   | \$11,208         | \$2,241          | \$8,967        | \$0        |
| PST | 41720    | 610 ENTERPRISES INC.              | 2011-0838-PST-E | HARRIS     | 3/3/2012   | \$5,100          | \$1,020          | \$4,080        | \$0        |
| PST | 42066    | Spring Branch ISD                 | 2011-1187-PST-E | HARRIS     | 3/3/2012   | \$1,925          | \$385            | \$1,540        | \$0        |
| PST | 42009    | A C Mobile Inc                    | 2011-1137-PST-E | HARRIS     | 3/3/2012   | \$3,500          | \$700            | \$2,800        | \$0        |
| PST | 41783    | Vishnu Priya, LLC                 | 2011-0894-PST-E | DALLAS     | 3/3/2012   | \$2,550          | \$510            | \$2,040        | \$0        |

## Singles Programs

## Appendix 1: List of Administrative Orders Issued FY2012

Date Range Selected : 09/01/2011 - 08/31/2012

| PGM | Case No. | Respondent Name                 | Docket#         | County     | Order Date | Penalty Assessed | Penalty Deferred | Payable Amount | SEP Offset |
|-----|----------|---------------------------------|-----------------|------------|------------|------------------|------------------|----------------|------------|
| PST | 42081    | Phuong Gia Corporation          | 2011-1201-PST-E | HOPKINS    | 3/3/2012   | \$3,880          | \$776            | \$3,104        | \$0        |
| PST | 42127    | Asmats, L. L. C.                | 2011-1274-PST-E | HARRIS     | 3/3/2012   | \$2,350          | \$470            | \$1,880        | \$0        |
| PST | 41013    | HoustonAustin Investments, LLC. | 2011-0111-PST-E | TRAVIS     | 3/3/2012   | \$3,879          | \$775            | \$3,104        | \$0        |
| PST | 41861    | NYLA, Inc.                      | 2011-0981-PST-E | HARRIS     | 3/3/2012   | \$1,925          | \$385            | \$1,540        | \$0        |
| PST | 41789    | FGH Insulation Co.              | 2011-0904-PST-E | HARRIS     | 3/3/2012   | \$2,361          | \$472            | \$1,889        | \$0        |
| PST | 42109    | West End Auto-Works, Inc.       | 2011-1246-PST-E | HARRIS     | 3/3/2012   | \$7,833          | \$1,566          | \$6,267        | \$0        |
| PST | 40187    | ZQS CORPORATION, INC. *         | 2010-1326-PST-E | GALVESTON  | 3/9/2012   | \$19,868         | \$0              | \$19,868       | \$0        |
| PST | 41578    | QUICKWAYS INC                   | 2011-0678-PST-E | TARRANT    | 3/9/2012   | \$3,570          | \$0              | \$3,570        | \$0        |
| PST | 41962    | SINGH, SUNY                     | 2011-1078-PST-E | WASHINGTON | 3/16/2012  | \$8,742          | \$0              | \$8,742        | \$0        |
| PST | 42098    | Commercial Metals Company       | 2011-1233-PST-E | DALLAS     | 3/18/2012  | \$1,875          | \$375            | \$1,500        | \$0        |
| PST | 41880    | Avis Rent A Car System, Inc.    | 2011-0993-PST-E | DALLAS     | 3/18/2012  | \$2,500          | \$500            | \$2,000        | \$0        |
| PST | 42326    | TRAN, CAROL PHAM                | 2011-1474-PST-E | TARRANT    | 3/18/2012  | \$2,250          | \$450            | \$1,800        | \$0        |
| PST | 42209    | Mica Corporation                | 2011-1335-PST-E | HARRIS     | 3/18/2012  | \$2,500          | \$500            | \$2,000        | \$0        |
| PST | 42003    | NGUYEN, LINDA PHUONG HONG       | 2011-1128-PST-E | HARRIS     | 3/18/2012  | \$5,150          | \$1,030          | \$4,120        | \$0        |
| PST | 41909    | Mohammed K. Ali                 | 2011-1024-PST-E | HARRIS     | 3/18/2012  | \$3,425          | \$685            | \$2,740        | \$0        |
| PST | 42160    | Athens Twin Ventures, Inc.      | 2011-1310-PST-E | HENDERSON  | 3/18/2012  | \$3,879          | \$775            | \$3,104        | \$0        |
| PST | 42144    | U S REALTY HOLDINGS LTD         | 2011-1292-PST-E | JOHNSON    | 3/18/2012  | \$2,629          | \$525            | \$2,104        | \$0        |
| PST | 41956    | AAM, Inc.                       | 2011-1106-PST-E | DALLAS     | 3/18/2012  | \$2,900          | \$580            | \$2,320        | \$0        |
| PST | 41785    | MAINALI CORPORATION             | 2011-0906-PST-E | WISE       | 3/18/2012  | \$1,999          | \$399            | \$1,600        | \$0        |
| PST | 42238    | Diamond A Inc.                  | 2011-1385-PST-E | WILLIAMSON | 3/18/2012  | \$3,879          | \$775            | \$3,104        | \$0        |
| PST | 41849    | ANMOL & ASSOCIATES INC          | 2011-0984-PST-E | TARRANT    | 3/18/2012  | \$2,250          | \$450            | \$900          | \$900      |
| PST | 42552    | Crocker Crane LP                | 2011-1689-PST-E | DALLAS     | 3/18/2012  | \$2,379          | \$475            | \$1,904        | \$0        |
| PST | 42083    | Miller Grove Farm Supply, Inc.  | 2011-1236-PST-E | HOPKINS    | 3/18/2012  | \$2,379          | \$475            | \$1,904        | \$0        |
| PST | 42204    | LAYTON, LARRY                   | 2011-1380-PST-E | HOPKINS    | 3/18/2012  | \$3,880          | \$776            | \$3,104        | \$0        |
| PST | 42266    | JAVAID, MUHAMMAD K              | 2011-1417-PST-E | HARRIS     | 3/18/2012  | \$2,379          | \$475            | \$1,904        | \$0        |
| PST | 42314    | Oleg Corporation                | 2011-1598-PST-E | HARRIS     | 3/18/2012  | \$2,250          | \$450            | \$1,800        | \$0        |
| PST | 41864    | NEMRY, NASHAT                   | 2011-0971-PST-E | HARRIS     | 3/18/2012  | \$5,229          | \$1,045          | \$4,184        | \$0        |
| PST | 42242    | N. R. S. Investments, Inc.      | 2011-1392-PST-E | TARRANT    | 3/18/2012  | \$5,046          | \$1,009          | \$4,037        | \$0        |
| PST | 42058    | M. S. Kari & Associates, Inc.   | 2011-1188-PST-E | HARRIS     | 3/18/2012  | \$1,000          | \$200            | \$800          | \$0        |
| PST | 42208    | NEEL KAMAL INC                  | 2011-1336-PST-E | WILLIAMSON | 3/18/2012  | \$5,129          | \$1,025          | \$4,104        | \$0        |
| PST | 42243    | Creedmoor Country Grocery, Inc. | 2011-1393-PST-E | TRAVIS     | 3/18/2012  | \$2,629          | \$525            | \$2,104        | \$0        |
| PST | 42324    | ALTAMESA FINE FOOD LLP.         | 2011-1502-PST-E | TARRANT    | 3/18/2012  | \$2,814          | \$562            | \$2,252        | \$0        |
| PST | 42125    | Vasan, Inc.                     | 2011-1272-PST-E | KENDALL    | 3/18/2012  | \$2,041          | \$408            | \$1,633        | \$0        |
| PST | 42167    | Neutze Properties, Ltd.         | 2011-1379-PST-E | KENDALL    | 3/18/2012  | \$3,500          | \$700            | \$2,800        | \$0        |
| PST | 42245    | ALI, ADEEL                      | 2011-1395-PST-E | ELLIS      | 3/18/2012  | \$3,629          | \$725            | \$2,904        | \$0        |
| PST | 42120    | Jack's Grocery, Inc.            | 2011-1289-PST-E | HARRIS     | 3/18/2012  | \$4,629          | \$925            | \$3,704        | \$0        |
| PST | 42226    | ALYCO INC                       | 2011-1373-PST-E | WILLIAMSON | 3/18/2012  | \$2,500          | \$500            | \$2,000        | \$0        |
| PST | 42293    | SABIR BUSINESS INC.             | 2011-1437-PST-E | HARRIS     | 3/18/2012  | \$2,300          | \$460            | \$1,840        | \$0        |

## Singles Programs

## Appendix 1: List of Administrative Orders Issued FY2012

Date Range Selected : 09/01/2011 - 08/31/2012

| PGM | Case No. | Respondent Name                                  | Docket#         | County     | Order Date | Penalty Assessed | Penalty Deferred | Payable Amount | SEP Offset |
|-----|----------|--|-----------------|------------|------------|------------------|------------------|----------------|------------|
| PST | 42035    | NGO, HONG PHUOC                                  | 2011-1146-PST-E | HARRIS     | 3/18/2012  | \$5,200          | \$1,040          | \$4,160        | \$0        |
| PST | 42163    | CHONG & MOON INVESTMENT LLC                      | 2011-1306-PST-E | HARRIS     | 3/18/2012  | \$4,050          | \$810            | \$3,240        | \$0        |
| PST | 42060    | Aelina Enterprises, Inc.                         | 2011-1181-PST-E | WILLIAMSON | 3/18/2012  | \$5,129          | \$1,025          | \$4,104        | \$0        |
| PST | 42046    | MAHARATHI, INC                                   | 2011-1168-PST-E | LAMAR      | 3/18/2012  | \$3,893          | \$778            | \$3,115        | \$0        |
| PST | 42423    | S. H. AND I, LLC                                 | 2011-1556-PST-E | HARRIS     | 3/18/2012  | \$2,800          | \$560            | \$2,240        | \$0        |
| PST | 41981    | TANWAR, SHASHI C                                 | 2011-1108-PST-E | TARRANT    | 3/18/2012  | \$4,720          | \$944            | \$3,776        | \$0        |
| PST | 42195    | Sohani, Inc.                                     | 2011-1339-PST-E | JOHNSON    | 3/18/2012  | \$2,500          | \$500            | \$2,000        | \$0        |
| PST | 42062    | Texas Youth Commission                           | 2011-1194-PST-E | LEE        | 3/18/2012  | \$2,500          | \$500            | \$2,000        | \$0        |
| PST | 42049    | Valley Feed Mill Inc. of Paris                   | 2011-1170-PST-E | LAMAR      | 3/18/2012  | \$2,500          | \$500            | \$2,000        | \$0        |
| PST | 41708    | CO-CATHEDRAL OF THE SACRED HEART CATHOLIC PARISH | 2011-0819-PST-E | HARRIS     | 3/18/2012  | \$900            | \$180            | \$720          | \$0        |
| PST | 42053    | Tajani Oil Inc.                                  | 2011-1178-PST-E | TARRANT    | 3/18/2012  | \$6,250          | \$1,250          | \$5,000        | \$0        |
| PST | 42329    | Wilbert's Service Station, Inc.                  | 2011-1476-PST-E | LEE        | 3/18/2012  | \$2,629          | \$525            | \$2,104        | \$0        |
| PST | 42074    | AMERICAN BIRD INC                                | 2011-1198-PST-E | DALLAS     | 3/18/2012  | \$2,379          | \$475            | \$1,904        | \$0        |
| PST | 42265    | U&N, Inc   | 2011-1414-PST-E | HARRIS     | 3/18/2012  | \$2,500          | \$500            | \$2,000        | \$0        |
| PST | 42048    | B. K. Trading, Inc.                              | 2011-1169-PST-E | LAMAR      | 3/23/2012  | \$3,629          | \$0              | \$3,629        | \$0        |
| PST | 41349    | REYES, CARLOS                                    | 2011-0448-PST-E | DALLAS     | 3/23/2012  | \$2,750          | \$0              | \$2,750        | \$0        |
| PST | 41376    | Canaris Dan                                      | 2011-0472-PST-E | COLORADO   | 4/1/2012   | \$6,600          | \$0              | \$6,600        | \$0        |
| PST | 41994    | Chef Point, L.L.C.                               | 2011-1111-PST-E | TARRANT    | 4/1/2012   | \$2,500          | \$0              | \$2,500        | \$0        |
| PST | 39014    | Ghotra Ventures Inc                              | 2010-0056-PST-E | BEXAR      | 4/1/2012   | \$2,625          | \$0              | \$2,625        | \$0        |
| PST | 41038    | 720 Lamar Place, L. C.                           | 2011-0133-PST-E | TRAVIS     | 4/1/2012   | \$3,750          | \$0              | \$3,750        | \$0        |
| PST | 42258    | JOTKAMAL INC                                     | 2011-1407-PST-E | DALLAS     | 4/1/2012   | \$3,277          | \$0              | \$3,277        | \$0        |
| PST | 42093    | C K GROUP ENTERPRISE INC                         | 2011-1210-PST-E | ARANSAS    | 4/1/2012   | \$2,629          | \$0              | \$2,629        | \$0        |
| PST | 41809    | ABRAMS BUSINESS INC                              | 2011-0921-PST-E | TARRANT    | 4/5/2012   | \$10,013         | \$0              | \$10,013       | \$0        |
| PST | 42529    | NIXON PARTNERS LLC                               | 2011-1663-PST-E | GONZALES   | 4/5/2012   | \$30,780         | \$6,156          | \$24,624       | \$0        |
| PST | 41070    | CHATARPAL, THAKOOR                               | 2011-0165-PST-E | HARRIS     | 4/5/2012   | \$9,300          | \$0              | \$9,300        | \$0        |
| PST | 42450    | Texas Renaissance Festivals, Inc.                | 2011-1590-PST-E | GRIMES     | 4/5/2012   | \$12,745         | \$2,549          | \$10,196       | \$0        |
| PST | 36831    | LADHANI, AMIRALI *                               | 2010-1576-PST-E | ATASCOSA   | 4/5/2012   | \$31,105         | \$0              | \$31,105       | \$0        |
| PST | 40859    | Simone Stores Inc                                | 2010-2032-PST-E | HARDIN     | 4/5/2012   | \$8,622          | \$0              | \$8,622        | \$0        |
| PST | 41196    | NOORANI & BROTHERS, INC.                         | 2011-0355-PST-E | HARRIS     | 4/5/2012   | \$19,820         | \$0              | \$19,820       | \$0        |
| PST | 40365    | FVC FOOD MART INC                                | 2010-1487-PST-E | FORT BEND  | 4/5/2012   | \$8,486          | \$4,886          | \$3,600        | \$0        |
| PST | 42212    | Becky Wheeler *                                  | 2011-1357-PST-E | LAMAR      | 4/5/2012   | \$8,667          | \$1,733          | \$6,934        | \$0        |
| PST | 42240    | Appletree, Inc.                                  | 2011-1386-PST-E | VAN ZANDT  | 4/8/2012   | \$3,880          | \$776            | \$3,104        | \$0        |
| PST | 41314    | HERNANDEZ, ELENA                                 | 2011-0410-PST-E | CAMERON    | 4/8/2012   | \$5,250          | \$1,050          | \$4,200        | \$0        |
| PST | 42531    | HAIQA INC  | 2011-1675-PST-E | HARRIS     | 4/8/2012   | \$2,525          | \$505            | \$2,020        | \$0        |
| PST | 42264    | Cody Company, Inc.                               | 2011-1413-PST-E | ELLIS      | 4/8/2012   | \$2,005          | \$401            | \$1,604        | \$0        |
| PST | 41761    | Border Stop, Inc.                                | 2011-0872-PST-E | HARRIS     | 4/8/2012   | \$2,379          | \$475            | \$1,904        | \$0        |
| PST | 42309    | Availi Enterprise, Inc.                          | 2011-1458-PST-E | HARRIS     | 4/8/2012   | \$2,750          | \$550            | \$2,200        | \$0        |

## Singles Programs

## Appendix 1: List of Administrative Orders Issued FY2012

Date Range Selected : 09/01/2011 - 08/31/2012

| PGM | Case No. | Respondent Name                 | Docket#         | County     | Order Date | Penalty Assessed | Penalty Deferred | Payable Amount | SEP Offset |
|-----|----------|---------------------------------|-----------------|------------|------------|------------------|------------------|----------------|------------|
| PST | 42393    | MACON, THOMAS MIKE              | 2011-1527-PST-E | ELLIS      | 4/8/2012   | \$5,129          | \$1,025          | \$4,104        | \$0        |
| PST | 42616    | Shanar Bros. Enterprises, Inc.  | 2011-1759-PST-E | HARRIS     | 4/8/2012   | \$2,250          | \$450            | \$1,800        | \$0        |
| PST | 42525    | BREWER, JOHNNY C JR             | 2011-1656-PST-E | BURLESON   | 4/8/2012   | \$2,379          | \$475            | \$1,904        | \$0        |
| PST | 42345    | JAFARI, JAMAL                   | 2011-1493-PST-E | TARRANT    | 4/8/2012   | \$2,350          | \$470            | \$1,880        | \$0        |
| PST | 42814    | MLLCA INC                       | 2011-1953-PST-E | WISE       | 4/8/2012   | \$3,986          | \$797            | \$3,189        | \$0        |
| PST | 42735    | N & S Trading LLC               | 2011-1877-PST-E | TARRANT    | 4/8/2012   | \$2,500          | \$500            | \$2,000        | \$0        |
| PST | 42222    | Mahek & Malika, Inc.            | 2011-1365-PST-E | DALLAS     | 4/8/2012   | \$2,500          | \$500            | \$2,000        | \$0        |
| PST | 42350    | Navasota ISD                    | 2011-1662-PST-E | GRIMES     | 4/8/2012   | \$1,125          | \$225            | \$900          | \$0        |
| PST | 42252    | New West American, Incorporated | 2011-1398-PST-E | TARRANT    | 4/8/2012   | \$4,610          | \$922            | \$3,688        | \$0        |
| PST | 42279    | Robana, Inc.                    | 2011-1425-PST-E | HARRIS     | 4/8/2012   | \$5,100          | \$1,020          | \$4,080        | \$0        |
| PST | 42335    | DURANT, TOM                     | 2011-1485-PST-E | TARRANT    | 4/8/2012   | \$4,129          | \$825            | \$3,304        | \$0        |
| PST | 42655    | Wolfenson Electric, Inc.        | 2011-1802-PST-E | HARRIS     | 4/8/2012   | \$2,500          | \$500            | \$2,000        | \$0        |
| PST | 42307    | King Fuels, Inc.                | 2011-1456-PST-E | HARRIS     | 4/8/2012   | \$4,500          | \$900            | \$3,600        | \$0        |
| PST | 42233    | Kohinoor Business, Inc.         | 2011-1375-PST-E | WILLIAMSON | 4/8/2012   | \$5,129          | \$1,025          | \$4,104        | \$0        |
| PST | 41609    | MAYO, DONALD SR                 | 2011-0706-PST-E | HARRIS     | 4/8/2012   | \$6,629          | \$1,325          | \$5,304        | \$0        |
| PST | 42585    | NGUYEN, PHI DINH                | 2011-1733-PST-E | HARRIS     | 4/8/2012   | \$2,350          | \$470            | \$1,880        | \$0        |
| PST | 42722    | Houlette Petroleum, Inc.        | 2011-1888-PST-E | PARMER     | 4/8/2012   | \$1,988          | \$397            | \$1,591        | \$0        |
| PST | 42301    | JAE'S ALL SEASONS MARKET, INC.  | 2011-1448-PST-E | HARRIS     | 4/8/2012   | \$5,000          | \$1,000          | \$4,000        | \$0        |
| PST | 42007    | T'S EXPRESS, INC.               | 2011-1343-PST-E | HARRIS     | 4/8/2012   | \$2,730          | \$546            | \$2,184        | \$0        |
| PST | 42711    | Silverton Oil Co., Inc.         | 2011-1860-PST-E | BRISCOE    | 4/8/2012   | \$2,629          | \$525            | \$2,104        | \$0        |
| PST | 42372    | West End Interests, Inc.        | 2011-1513-PST-E | GALVESTON  | 4/8/2012   | \$2,837          | \$567            | \$2,270        | \$0        |
| PST | 42516    | ARIJA & ALISHAN INVESTMENT INC  | 2011-1657-PST-E | HARRIS     | 4/8/2012   | \$2,550          | \$510            | \$2,040        | \$0        |
| PST | 42170    | PVSS Enterprises, Inc.          | 2011-1342-PST-E | HARRIS     | 4/8/2012   | \$6,500          | \$1,300          | \$5,200        | \$0        |
| PST | 42402    | David Maddox                    | 2011-1553-PST-E | KAUFMAN    | 4/8/2012   | \$2,004          | \$400            | \$1,604        | \$0        |
| PST | 42445    | Ambassador Jet Center, Ltd.     | 2011-1573-PST-E | DALLAS     | 4/8/2012   | \$1,733          | \$346            | \$1,387        | \$0        |
| PST | 42341    | ARARI 1 ENTERPRISE              | 2011-1497-PST-E | GRAYSON    | 4/8/2012   | \$2,629          | \$525            | \$2,104        | \$0        |
| PST | 42418    | ADIB, BAHIG                     | 2011-1554-PST-E | DALLAS     | 4/8/2012   | \$2,250          | \$450            | \$1,800        | \$0        |
| PST | 42097    | SALEEM, MOHAMMAD                | 2011-1234-PST-E | JOHNSON    | 4/8/2012   | \$2,250          | \$450            | \$1,800        | \$0        |
| PST | 42188    | Jack White Enterprises, Inc.    | 2011-1340-PST-E | POLK       | 4/8/2012   | \$5,250          | \$1,050          | \$4,200        | \$0        |
| PST | 42405    | Kismat, Inc.                    | 2011-1535-PST-E | TARRANT    | 4/8/2012   | \$2,550          | \$510            | \$2,040        | \$0        |
| PST | 42515    | SINGH, KASHMIR                  | 2011-1651-PST-E | GRAYSON    | 4/8/2012   | \$2,505          | \$501            | \$2,004        | \$0        |
| PST | 41698    | Farhat Brothers, Inc.           | 2011-0802-PST-E | TARRANT    | 4/8/2012   | \$5,100          | \$1,020          | \$4,080        | \$0        |
| PST | 42628    | Jena Business, Inc.             | 2011-1772-PST-E | WILLIAMSON | 4/8/2012   | \$2,629          | \$525            | \$2,104        | \$0        |
| PST | 42157    | AMEJ Corporation                | 2011-1297-PST-E | WISE       | 4/8/2012   | \$3,879          | \$775            | \$3,104        | \$0        |
| PST | 42343    | CDK Investments, Inc.           | 2011-1495-PST-E | VAN ZANDT  | 4/8/2012   | \$3,880          | \$776            | \$3,104        | \$0        |
| PST | 42344    | Lancaster Express, Inc.         | 2011-1494-PST-E | DALLAS     | 4/8/2012   | \$4,590          | \$918            | \$3,672        | \$0        |
| PST | 42244    | City of Houston                 | 2011-1394-PST-E | HARRIS     | 4/8/2012   | \$900            | \$180            | \$720          | \$0        |
| PST | 42481    | I.L.F. Enterprises, Inc.        | 2011-1613-PST-E | HARRIS     | 4/8/2012   | \$2,550          | \$510            | \$2,040        | \$0        |



## Singles Programs

## Appendix 1: List of Administrative Orders Issued FY2012

Date Range Selected : 09/01/2011 - 08/31/2012

| PGM | Case No. | Respondent Name                      | Docket#         | County     | Order Date | Penalty Assessed | Penalty Deferred | Payable Amount | SEP Offset |
|-----|----------|--------------------------------------|-----------------|------------|------------|------------------|------------------|----------------|------------|
| PST | 42297    | S. W. Greer Company, Inc.            | 2011-1447-PST-E | HARRIS     | 4/8/2012   | \$2,500          | \$500            | \$2,000        | \$0        |
| PST | 42451    | Meghna Enterprise, Inc.              | 2011-1591-PST-E | WASHINGTON | 4/8/2012   | \$4,500          | \$900            | \$3,600        | \$0        |
| PST | 41887    | KNA Business, Inc.                   | 2011-1006-PST-E | HARRIS     | 4/8/2012   | \$2,250          | \$450            | \$1,800        | \$0        |
| PST | 42528    | FALLBROOK BUSINESS INC               | 2011-1734-PST-E | HARRIS     | 4/8/2012   | \$4,500          | \$900            | \$3,600        | \$0        |
| PST | 34882    | BASHEER, MOHAMMED                    | 2010-0503-PST-E | GALVESTON  | 4/14/2012  | \$39,964         | \$0              | \$39,964       | \$0        |
| PST | 42749    | Horizon Retail, L.L.C.               | 2011-1897-PST-E | HARRIS     | 4/21/2012  | \$2,425          | \$485            | \$1,940        | \$0        |
| PST | 42613    | ANA, INC.                            | 2011-1751-PST-E | HARRIS     | 4/21/2012  | \$5,300          | \$1,060          | \$4,240        | \$0        |
| PST | 42498    | N H A J, L.C.                        | 2011-1658-PST-E | HARRIS     | 4/21/2012  | \$6,229          | \$1,245          | \$4,984        | \$0        |
| PST | 41932    | AASIF Corporation                    | 2011-1051-PST-E | JEFFERSON  | 4/21/2012  | \$2,625          | \$525            | \$2,100        | \$0        |
| PST | 42480    | A R ENTERPRISES, INC.                | 2011-1614-PST-E | HARRIS     | 4/21/2012  | \$2,300          | \$460            | \$1,840        | \$0        |
| PST | 42554    | SUN SHINE STAR CORPORATION           | 2011-1687-PST-E | HARRIS     | 4/21/2012  | \$2,300          | \$460            | \$1,840        | \$0        |
| PST | 42673    | Dixie In Inc.                        | 2011-1818-PST-E | HARRIS     | 4/21/2012  | \$3,920          | \$784            | \$3,136        | \$0        |
| PST | 42503    | OH, JEE SUNG                         | 2011-1872-PST-E | DALLAS     | 4/21/2012  | \$770            | \$154            | \$616          | \$0        |
| PST | 42715    | Hays-Porter Oil Co. LLC              | 2011-1871-PST-E | BAYLOR     | 4/21/2012  | \$2,379          | \$475            | \$1,904        | \$0        |
| PST | 42253    | KIM, YOUNG G                         | 2011-1399-PST-E | HARRIS     | 4/21/2012  | \$2,679          | \$535            | \$2,144        | \$0        |
| PST | 42479    | Ideal Business, Inc.                 | 2011-1615-PST-E | HARRIS     | 4/21/2012  | \$2,129          | \$425            | \$1,704        | \$0        |
| PST | 42570    | New Mart Corporation                 | 2011-1705-PST-E | FORT BEND  | 4/21/2012  | \$2,424          | \$484            | \$1,940        | \$0        |
| PST | 42280    | Coastal Investment Group, LLC        | 2011-1454-PST-E | HUNT       | 4/21/2012  | \$2,004          | \$400            | \$1,604        | \$0        |
| PST | 42414    | RAAA, Inc.                           | 2011-1541-PST-E | *MULTIPLE  | 4/21/2012  | \$2,600          | \$520            | \$2,080        | \$0        |
| PST | 42573    | Bravo Aviation, L.L.C.               | 2011-1704-PST-E | JASPER     | 4/21/2012  | \$1,500          | \$300            | \$1,200        | \$0        |
| PST | 42497    | KOTRIWALLA L L C                     | 2011-1655-PST-E | HARRIS     | 4/21/2012  | \$2,250          | \$450            | \$1,800        | \$0        |
| PST | 42553    | BELL, LUNA                           | 2011-1688-PST-E | ARANSAS    | 4/21/2012  | \$2,379          | \$475            | \$1,904        | \$0        |
| PST | 41983    | Walia Ventures Inc                   | 2011-1096-PST-E | HARRIS     | 4/21/2012  | \$2,500          | \$500            | \$2,000        | \$0        |
| PST | 42468    | Walnut Hill I-35 Enterprises, L.L.C. | 2011-1391-PST-E | DALLAS     | 4/23/2012  | \$16,200         | \$3,240          | \$12,960       | \$0        |
| PST | 40940    | Joe Westmoreland                     | 2011-0025-PST-E | HENDERSON  | 4/28/2012  | \$2,625          | \$0              | \$2,625        | \$0        |
| PST | 39972    | RATLIFF, EDWARD                      | 2010-1087-PST-E | MONTAGUE   | 5/11/2012  | \$2,625          | \$0              | \$2,625        | \$0        |
| PST | 42680    | Neutze Properties, Ltd.              | 2011-1827-PST-E | VAL VERDE  | 5/12/2012  | \$2,500          | \$500            | \$2,000        | \$0        |
| PST | 42430    | Addison Enterprises Inc.             | 2011-1579-PST-E | HARRIS     | 5/12/2012  | \$3,100          | \$620            | \$2,480        | \$0        |
| PST | 42351    | DJ GROUP, LLC                        | 2011-1504-PST-E | HARRIS     | 5/12/2012  | \$2,175          | \$435            | \$1,740        | \$0        |
| PST | 41905    | S.S.G. Fuel Service, Inc.            | 2011-1026-PST-E | HARRIS     | 5/12/2012  | \$6,500          | \$1,300          | \$5,200        | \$0        |
| PST | 42225    | Foster, Doyle W                      | 2011-1384-PST-E | WILLIAMSON | 5/12/2012  | \$2,500          | \$500            | \$2,000        | \$0        |
| PST | 42050    | ZNY Enterprises, Inc.                | 2011-1176-PST-E | TARRANT    | 5/12/2012  | \$3,570          | \$714            | \$2,856        | \$0        |
| PST | 42808    | Beniks Corporation                   | 2011-2081-PST-E | DALLAS     | 5/12/2012  | \$1,625          | \$325            | \$1,300        | \$0        |
| PST | 41851    | Sam's East, Inc.                     | 2011-1150-PST-E | TARRANT    | 5/12/2012  | \$750            | \$150            | \$600          | \$0        |
| PST | 42147    | Bushra Corporation                   | 2011-1304-PST-E | ELLIS      | 5/12/2012  | \$4,250          | \$850            | \$3,400        | \$0        |
| PST | 42470    | THEODOSIOU, JOHN                     | 2011-1603-PST-E | HARRIS     | 5/12/2012  | \$5,208          | \$1,041          | \$4,167        | \$0        |
| PST | 42452    | Blinn College                        | 2011-1592-PST-E | WASHINGTON | 5/12/2012  | \$2,500          | \$500            | \$2,000        | \$0        |
| PST | 41954    | SKSB Corporation                     | 2011-1079-PST-E | DALLAS     | 5/12/2012  | \$3,850          | \$770            | \$3,080        | \$0        |

## Singles Programs

## Appendix 1: List of Administrative Orders Issued FY2012

Date Range Selected : 09/01/2011 - 08/31/2012

| PGM | Case No. | Respondent Name                       | Docket#         | County       | Order Date | Penalty Assessed | Penalty Deferred | Payable Amount | SEP Offset |
|-----|----------|---------------------------------------|-----------------|--------------|------------|------------------|------------------|----------------|------------|
| PST | 42495    | D.N.D. Corporation                    | 2011-1632-PST-E | TARRANT      | 5/12/2012  | \$3,500          | \$700            | \$2,800        | \$0        |
| PST | 42441    | CREEKBEND RETAILERS, LLC              | 2011-1574-PST-E | HARRIS       | 5/12/2012  | \$2,550          | \$510            | \$2,040        | \$0        |
| PST | 42550    | E.Z. Good Inc.                        | 2011-1690-PST-E | HARRIS       | 5/12/2012  | \$2,629          | \$525            | \$2,104        | \$0        |
| PST | 42760    | Jatin Enterprises, Inc.               | 2011-1908-PST-E | HARRIS       | 5/12/2012  | \$5,027          | \$1,005          | \$4,022        | \$0        |
| PST | 42431    | JAI SHREE OM CORPORATION              | 2011-1578-PST-E | VAN ZANDT    | 5/12/2012  | \$4,500          | \$900            | \$3,600        | \$0        |
| PST | 42296    | REEYAN BUSINESS, INC.                 | 2011-1439-PST-E | HARRIS       | 5/12/2012  | \$4,000          | \$800            | \$3,200        | \$0        |
| PST | 41283    | Petropark Fuel & Food Inc.            | 2011-0372-PST-E | HARRIS       | 5/12/2012  | \$4,500          | \$900            | \$3,600        | \$0        |
| PST | 42524    | WE-2 Enterprises, Inc.                | 2011-1661-PST-E | HARRIS       | 5/12/2012  | \$2,600          | \$520            | \$2,080        | \$0        |
| PST | 41969    | West Chimney Enterprises, Inc.        | 2011-1075-PST-E | HARRIS       | 5/12/2012  | \$4,629          | \$925            | \$3,704        | \$0        |
| PST | 42556    | BFI Waste Services of Texas, LP       | 2011-1698-PST-E | HARRIS       | 5/12/2012  | \$4,738          | \$947            | \$1,896        | \$1,895    |
| PST | 41180    | Laporte Industries, L.L.C.            | 2011-0298-PST-E | HARRIS       | 5/13/2012  | \$4,550          | \$0              | \$4,550        | \$0        |
| PST | 42229    | B. K. Trading, Inc.                   | 2011-1374-PST-E | LAMAR        | 5/13/2012  | \$2,629          | \$0              | \$2,629        | \$0        |
| PST | 42085    | RODRIGUEZ, GUADALUPE                  | 2011-1206-PST-E | LA SALLE     | 5/13/2012  | \$5,250          | \$0              | \$5,250        | \$0        |
| PST | 42129    | KHAWAJA, ATA UR RAHMAN                | 2011-1275-PST-E | HARRIS       | 5/16/2012  | \$6,000          | \$0              | \$6,000        | \$0        |
| PST | 42198    | RH Terrell Management, LLC            | 2011-1338-PST-E | KAUFMAN      | 5/16/2012  | \$8,064          | \$0              | \$8,064        | \$0        |
| PST | 42790    | Eagle Kim Inc.                        | 2011-1938-PST-E | ROCKWALL     | 5/24/2012  | \$2,005          | \$401            | \$1,604        | \$0        |
| PST | 42858    | GK Mart Fuel Investments, LLC *       | 2011-1995-PST-E | LA SALLE     | 5/24/2012  | \$5,250          | \$1,050          | \$4,200        | \$0        |
| PST | 42674    | U.S. Empire Enterprises Inc.          | 2011-1822-PST-E | DALLAS       | 5/24/2012  | \$2,550          | \$510            | \$2,040        | \$0        |
| PST | 42652    | Kolkhorst Petroleum Company           | 2011-1810-PST-E | BRAZOS       | 5/24/2012  | \$4,500          | \$900            | \$3,600        | \$0        |
| PST | 42868    | HENG, MONICA                          | 2011-2058-PST-E | NACOGDOCHES  | 5/24/2012  | \$2,379          | \$475            | \$1,904        | \$0        |
| PST | 42650    | MARTY MECHANICAL, INC.                | 2011-1800-PST-E | DALLAS       | 5/24/2012  | \$2,750          | \$550            | \$2,200        | \$0        |
| PST | 42904    | Davis and Wardlaw Oil Co., Inc.       | 2011-2056-PST-E | BAYLOR       | 5/24/2012  | \$2,504          | \$500            | \$2,004        | \$0        |
| PST | 42840    | Munir Armad Munawar                   | 2011-1981-PST-E | SAN PATRICIO | 5/24/2012  | \$900            | \$180            | \$720          | \$0        |
| PST | 42472    | City of Garland                       | 2011-1601-PST-E | DALLAS       | 5/24/2012  | \$4,875          | \$975            | \$0            | \$3,900    |
| PST | 42889    | HO, DUC HAN                           | 2011-2032-PST-E | HARRIS       | 5/24/2012  | \$1,975          | \$395            | \$1,580        | \$0        |
| PST | 42980    | Sewell Village Cadillac Company, INC. | 2011-2123-PST-E | DALLAS       | 5/24/2012  | \$1,875          | \$375            | \$1,500        | \$0        |
| PST | 42543    | Central Transport, LLC                | 2011-1723-PST-E | DALLAS       | 5/24/2012  | \$5,201          | \$1,040          | \$4,161        | \$0        |
| PST | 42632    | PATEL, MOHAMMED NASEEM                | 2011-1812-PST-E | TARRANT      | 5/24/2012  | \$1,625          | \$325            | \$1,300        | \$0        |
| PST | 42555    | KASHMIR ROAD LINES LLC                | 2011-1686-PST-E | HARRIS       | 5/24/2012  | \$5,200          | \$1,040          | \$4,160        | \$0        |
| PST | 42961    | Sewell Village Cadillac Company, INC. | 2011-2128-PST-E | DALLAS       | 5/24/2012  | \$1,875          | \$375            | \$1,500        | \$0        |
| PST | 42937    | Neutze Properties, Ltd.               | 2011-2084-PST-E | UVALDE       | 5/24/2012  | \$2,500          | \$500            | \$2,000        | \$0        |
| PST | 42852    | Wagnon Family, L.P.                   | 2011-1987-PST-E | LAMAR        | 5/24/2012  | \$2,004          | \$400            | \$1,604        | \$0        |
| PST | 42551    | Colo4, LLC                            | 2011-1771-PST-E | DALLAS       | 5/24/2012  | \$2,377          | \$475            | \$1,902        | \$0        |
| PST | 42910    | Jimmie Hahn Partnership, Ltd.         | 2011-2051-PST-E | WASHINGTON   | 5/24/2012  | \$1,875          | \$375            | \$1,500        | \$0        |
| PST | 42648    | PAVANPUTRA HANUMAN INC                | 2011-1804-PST-E | NACOGDOCHES  | 5/24/2012  | \$3,500          | \$700            | \$2,800        | \$0        |
| PST | 42897    | Sevtex, Inc.                          | 2011-2035-PST-E | BRAZOS       | 5/24/2012  | \$2,250          | \$450            | \$1,800        | \$0        |
| PST | 42835    | Burns, Jamie                          | 2011-1972-PST-E | LUBBOCK      | 5/24/2012  | \$2,500          | \$500            | \$2,000        | \$0        |
| PST | 42577    | TRUONG, PHAT                          | 2011-1703-PST-E | JEFFERSON    | 5/24/2012  | \$970            | \$194            | \$776          | \$0        |

## Singles Programs

## Appendix 1: List of Administrative Orders Issued FY2012

Date Range Selected : 09/01/2011 - 08/31/2012

| PGM | Case No. | Respondent Name                     | Docket#         | County      | Order Date | Penalty Assessed | Penalty Deferred | Payable Amount | SEP Offset |
|-----|----------|-------------------------------------|-----------------|-------------|------------|------------------|------------------|----------------|------------|
| PST | 42692    | CAPPS, BARRY                        | 2011-2059-PST-E | FREESTONE   | 5/24/2012  | \$5,000          | \$1,000          | \$4,000        | \$0        |
| PST | 42881    | ZRZ Corporation                     | 2011-2018-PST-E | BRAZOS      | 5/24/2012  | \$1,875          | \$375            | \$1,500        | \$0        |
| PST | 42793    | KANG, YOUNG SOO                     | 2011-1937-PST-E | HARRIS      | 5/24/2012  | \$2,250          | \$450            | \$1,800        | \$0        |
| PST | 42753    | Sunshine Food Mart, Inc.            | 2011-1896-PST-E | NACOGDOCHES | 5/24/2012  | \$2,629          | \$525            | \$2,104        | \$0        |
| PST | 42853    | DAUNA'S, LLC                        | 2011-2001-PST-E | GILLESPIE   | 5/24/2012  | \$2,005          | \$401            | \$1,604        | \$0        |
| PST | 42712    | N-N-Out Convenience Store           | 2011-1861-PST-E | ECTOR       | 5/24/2012  | \$1,129          | \$225            | \$904          | \$0        |
| PST | 42909    | SUSANNE'S CORPORATION               | 2011-2052-PST-E | DALLAS      | 5/24/2012  | \$975            | \$195            | \$780          | \$0        |
| PST | 42611    | Tristar Convenience Stores, Inc.    | 2011-1752-PST-E | HARRIS      | 5/24/2012  | \$2,550          | \$510            | \$2,040        | \$0        |
| PST | 42845    | KHAWAJA, ATA UR RAHMAN              | 2011-1979-PST-E | HARRIS      | 5/25/2012  | \$4,673          | \$0              | \$4,673        | \$0        |
| PST | 42444    | WBZ LLC *                           | 2011-1623-PST-E | HARRIS      | 5/25/2012  | \$12,527         | \$2,505          | \$10,022       | \$0        |
| PST | 42670    | TAWAKUL INVESTMENTS INC             | 2011-1815-PST-E | DALLAS      | 5/25/2012  | \$8,679          | \$1,735          | \$6,944        | \$0        |
| PST | 43108    | Thomas N Harrison                   | 2011-2266-PST-E | GALVESTON   | 6/7/2012   | \$2,163          | \$432            | \$1,731        | \$0        |
| PST | 42776    | Phal & Mui, Inc.                    | 2011-1922-PST-E | DALLAS      | 6/7/2012   | \$5,649          | \$1,129          | \$4,520        | \$0        |
| PST | 42455    | Shaku Brothers Inc.                 | 2011-1593-PST-E | HARRIS      | 6/7/2012   | \$6,822          | \$1,364          | \$5,458        | \$0        |
| PST | 42649    | Harris County                       | 2011-1803-PST-E | HARRIS      | 6/7/2012   | \$3,400          | \$680            | \$0            | \$2,720    |
| PST | 42887    | Traversari USA LLC                  | 2011-2027-PST-E | HARRIS      | 6/7/2012   | \$2,557          | \$511            | \$2,046        | \$0        |
| PST | 43170    | Car Spa, Inc. dba Car Spa Car Wash  | 2011-2325-PST-E | DALLAS      | 6/7/2012   | \$1,925          | \$385            | \$1,540        | \$0        |
| PST | 42822    | Newton ISD                          | 2011-1956-PST-E | NEWTON      | 6/7/2012   | \$1,875          | \$375            | \$1,500        | \$0        |
| PST | 42863    | S & L Services, Inc.                | 2011-1998-PST-E | HARRIS      | 6/7/2012   | \$4,600          | \$920            | \$3,680        | \$0        |
| PST | 42210    | Austin Mac Haik Ford Lincoln LTD    | 2011-1334-PST-E | WILLIAMSON  | 6/7/2012   | \$2,379          | \$475            | \$952          | \$952      |
| PST | 42295    | M & F, Inc.                         | 2011-1470-PST-E | HARRIS      | 6/7/2012   | \$3,500          | \$700            | \$2,800        | \$0        |
| PST | 42982    | TRAN, JENNY                         | 2011-2143-PST-E | DALLAS      | 6/7/2012   | \$5,870          | \$1,174          | \$4,696        | \$0        |
| PST | 43011    | S N S GROUP INC.                    | 2011-2152-PST-E | ELLIS       | 6/7/2012   | \$1,125          | \$225            | \$900          | \$0        |
| PST | 43043    | United Site Services of Texas, Inc. | 2011-2182-PST-E | DALLAS      | 6/7/2012   | \$4,129          | \$825            | \$3,304        | \$0        |
| PST | 42914    | New Star Investments, Inc.          | 2011-2049-PST-E | HARRIS      | 6/7/2012   | \$1,975          | \$395            | \$1,580        | \$0        |
| PST | 42721    | CHU-DINH CORPORATION                | 2011-1882-PST-E | HARRIS      | 6/7/2012   | \$3,570          | \$714            | \$2,856        | \$0        |
| PST | 43015    | GN Inc.                             | 2011-2165-PST-E | GREGG       | 6/7/2012   | \$3,627          | \$725            | \$2,902        | \$0        |
| PST | 43054    | HEB Grocery Company, LP             | 2011-2205-PST-E | HARRIS      | 6/7/2012   | \$6,861          | \$1,372          | \$5,489        | \$0        |
| PST | 43124    | ENNIS S & D LLC                     | 2011-2286-PST-E | ELLIS       | 6/7/2012   | \$1,875          | \$375            | \$1,500        | \$0        |
| PST | 42983    | Athens Independent School District  | 2011-2136-PST-E | HENDERSON   | 6/7/2012   | \$2,500          | \$500            | \$2,000        | \$0        |
| PST | 43090    | SS & SY Investments, Inc.           | 2011-2239-PST-E | WISE        | 6/7/2012   | \$2,004          | \$400            | \$1,604        | \$0        |
| PST | 43201    | U.S. Mart, Inc.                     | 2011-2367-PST-E | FORT BEND   | 6/7/2012   | \$5,100          | \$1,020          | \$4,080        | \$0        |
| PST | 42819    | R & R Suleiman LLC                  | 2011-1952-PST-E | DALLAS      | 6/7/2012   | \$5,545          | \$1,109          | \$4,436        | \$0        |
| PST | 43084    | NIAKAN, HAMID *                     | 2011-2241-PST-E | KAUFMAN     | 6/7/2012   | \$1,875          | \$375            | \$1,500        | \$0        |
| PST | 43034    | Hamilton Holdings, L.P.             | 2011-2186-PST-E | LUBBOCK     | 6/7/2012   | \$2,500          | \$500            | \$2,000        | \$0        |
| PST | 43118    | Ennis ISD                           | 2011-2275-PST-E | ELLIS       | 6/7/2012   | \$2,250          | \$450            | \$1,800        | \$0        |
| PST | 42825    | U.S. Mart, Inc.                     | 2011-1962-PST-E | HARRIS      | 6/7/2012   | \$5,200          | \$1,040          | \$4,160        | \$0        |
| PST | 41835    | MURAS, MARION                       | 2011-0943-PST-E | LEE         | 6/7/2012   | \$2,250          | \$450            | \$1,800        | \$0        |

## Singles Programs

## Appendix 1: List of Administrative Orders Issued FY2012

Date Range Selected : 09/01/2011 - 08/31/2012

| PGM | Case No. | Respondent Name                      | Docket#         | County       | Order Date | Penalty Assessed | Penalty Deferred | Payable Amount | SEP Offset |
|-----|----------|--------------------------------------|-----------------|--------------|------------|------------------|------------------|----------------|------------|
| PST | 43079    | Methodist Hospitals Of Dallas        | 2011-2222-PST-E | DALLAS       | 6/7/2012   | \$4,500          | \$900            | \$3,600        | \$0        |
| PST | 42687    | AARIN C-STORE INC                    | 2011-1834-PST-E | HARRIS       | 6/7/2012   | \$2,679          | \$535            | \$2,144        | \$0        |
| PST | 42821    | ASM Gasha Inc                        | 2011-1961-PST-E | DALLAS       | 6/7/2012   | \$5,029          | \$1,005          | \$4,024        | \$0        |
| PST | 42847    | TEXAS BLUE STAR ENTERPRISES INC.     | 2011-1988-PST-E | HARRIS       | 6/7/2012   | \$2,425          | \$485            | \$1,940        | \$0        |
| PST | 43271    | Singh and Sunny Corporation          | 2012-0075-PST-E | HENDERSON    | 6/7/2012   | \$2,250          | \$450            | \$1,800        | \$0        |
| PST | 43022    | ERDAGI, VEHBI                        | 2011-2173-PST-E | SAN PATRICIO | 6/7/2012   | \$4,375          | \$875            | \$3,500        | \$0        |
| PST | 42766    | Crown Enterprises, Inc.              | 2011-1912-PST-E | HARRIS       | 6/7/2012   | \$2,500          | \$500            | \$2,000        | \$0        |
| PST | 43045    | Terrill Petroleum Co., Inc.          | 2011-2181-PST-E | SABINE       | 6/7/2012   | \$2,641          | \$528            | \$2,113        | \$0        |
| PST | 42580    | Win-Mark Properties, Ltd             | 2011-1722-PST-E | HARRIS       | 6/7/2012   | \$2,250          | \$450            | \$1,800        | \$0        |
| PST | 42663    | GULKAS INC                           | 2011-1799-PST-E | BRAZORIA     | 6/8/2012   | \$8,926          | \$1,785          | \$7,141        | \$0        |
| PST | 42872    | Southwest Convenience Stores, LLC    | 2011-2012-PST-E | WICHITA      | 6/8/2012   | \$11,000         | \$2,200          | \$8,800        | \$0        |
| PST | 42610    | JAE'S ALL SEASONS MARKET, INC.       | 2011-1753-PST-E | HARRIS       | 6/8/2012   | \$16,042         | \$3,208          | \$12,834       | \$0        |
| PST | 42487    | North Texas Convenience Stores, Inc. | 2011-1619-PST-E | TARRANT      | 6/8/2012   | \$21,850         | \$4,370          | \$17,480       | \$0        |
| PST | 42461    | Jian Enterprises Inc.                | 2011-1605-PST-E | DALLAS       | 6/13/2012  | \$5,100          | \$0              | \$5,100        | \$0        |
| PST | 41869    | Riverside Texas Enterprises, Inc.    | 2011-0977-PST-E | TARRANT      | 6/13/2012  | \$6,600          | \$0              | \$6,600        | \$0        |
| PST | 42218    | Waynette Pollock Brasuell            | 2011-1372-PST-E | TYLER        | 6/14/2012  | \$3,850          | \$0              | \$3,850        | \$0        |
| PST | 41183    | Anum Texas Corp                      | 2011-0279-PST-E | TARRANT      | 6/14/2012  | \$3,121          | \$0              | \$3,121        | \$0        |
| PST | 41472    | Sharon Gorman Locher Rogers          | 2011-0573-PST-E | HARRIS       | 6/14/2012  | \$3,325          | \$0              | \$3,325        | \$0        |
| PST | 41365    | Paulette Hagle                       | 2011-0465-PST-E | HASKELL      | 6/14/2012  | \$6,000          | \$0              | \$6,000        | \$0        |
| PST | 42070    | Gramsn Fuels, Inc.                   | 2011-1186-PST-E | DALLAS       | 6/14/2012  | \$2,500          | \$0              | \$2,500        | \$0        |
| PST | 41414    | BUKHARI, NADIA                       | 2011-0509-PST-E | JEFFERSON    | 6/14/2012  | \$16,123         | \$0              | \$16,123       | \$0        |
| PST | 41939    | Cervenka Enterprises, Inc.           | 2011-1047-PST-E | TOM GREEN    | 6/14/2012  | \$11,338         | \$0              | \$11,338       | \$0        |
| PST | 42286    | Alinas Estate, Inc.                  | 2011-1435-PST-E | DALLAS       | 6/14/2012  | \$2,250          | \$0              | \$2,250        | \$0        |
| PST | 42696    | ANISA BUSINESS, LLC                  | 2011-1853-PST-E | HARRIS       | 6/15/2012  | \$2,550          | \$0              | \$2,550        | \$0        |
| PST | 42477    | HO XLA, INC                          | 2011-1616-PST-E | HARRIS       | 6/15/2012  | \$2,378          | \$0              | \$2,378        | \$0        |
| PST | 42489    | Richmond Mart, L.L.C.                | 2011-1627-PST-E | HARRIS       | 6/15/2012  | \$2,550          | \$0              | \$2,550        | \$0        |
| PST | 42494    | K.R. Andani Corporation              | 2011-1633-PST-E | DALLAS       | 6/15/2012  | \$2,550          | \$0              | \$2,550        | \$0        |
| PST | 42704    | Lama Enterprises, Inc.               | 2011-1850-PST-E | NUECES       | 6/15/2012  | \$3,570          | \$0              | \$3,570        | \$0        |
| PST | 42665    | Mistry Enterprises Inc.              | 2011-1797-PST-E | DALLAS       | 6/15/2012  | \$2,765          | \$0              | \$2,765        | \$0        |
| PST | 42583    | Tristar Convenience Stores, Inc.     | 2011-1721-PST-E | HARRIS       | 6/15/2012  | \$2,550          | \$0              | \$2,550        | \$0        |
| PST | 41748    | MOUDRY, EDWIN                        | 2011-0858-PST-E | HARRIS       | 6/15/2012  | \$2,629          | \$0              | \$2,629        | \$0        |
| PST | 42700    | SYDNI Inc.                           | 2011-1848-PST-E | HARRIS       | 6/15/2012  | \$5,000          | \$0              | \$5,000        | \$0        |
| PST | 42399    | DAYNA 100 INVESTMENTS, INC.          | 2011-1534-PST-E | HARRIS       | 6/15/2012  | \$950            | \$0              | \$950          | \$0        |
| PST | 42701    | Windwater Inc.                       | 2011-1852-PST-E | HARRIS       | 6/15/2012  | \$2,550          | \$0              | \$2,550        | \$0        |
| PST | 43039    | Richmond Mart, L.L.C.                | 2011-2195-PST-E | HARRIS       | 6/15/2012  | \$2,269          | \$0              | \$2,269        | \$0        |
| PST | 42857    | Ans Fina Business Enterprises Inc    | 2011-1996-PST-E | DALLAS       | 6/15/2012  | \$4,795          | \$0              | \$4,795        | \$0        |
| PST | 41505    | NAJM, ADNAN                          | 2011-0598-PST-E | HARRIS       | 6/15/2012  | \$3,044          | \$0              | \$3,044        | \$0        |
| PST | 41866    | LEE, SEOUNG WOO                      | 2011-0979-PST-E | DALLAS       | 6/15/2012  | \$2,550          | \$0              | \$2,550        | \$0        |

## Singles Programs

## Appendix 1: List of Administrative Orders Issued FY2012

Date Range Selected : 09/01/2011 - 08/31/2012

| PGM | Case No. | Respondent Name                           | Docket#         | County       | Order Date | Penalty Assessed | Penalty Deferred | Payable Amount | SEP Offset |
|-----|----------|---|-----------------|--------------|------------|------------------|------------------|----------------|------------|
| PST | 41884    | Universal Enterprises, Inc.               | 2011-1000-PST-E | HARRIS       | 6/15/2012  | \$3,098          | \$0              | \$3,098        | \$0        |
| PST | 41381    | Longhorn Horizon, Inc.                    | 2011-0478-PST-E | JOHNSON      | 6/15/2012  | \$2,500          | \$0              | \$2,500        | \$0        |
| PST | 42106    | 5 Star Diamond, LLC                       | 2011-1242-PST-E | DALLAS       | 6/15/2012  | \$4,906          | \$0              | \$4,906        | \$0        |
| PST | 41978    | Two Pillars Investments, Inc              | 2011-1107-PST-E | TARRANT      | 6/15/2012  | \$3,250          | \$0              | \$3,250        | \$0        |
| PST | 42251    | WILLHITE, TREVOR J                        | 2011-1397-PST-E | WILLIAMSON   | 6/15/2012  | \$3,104          | \$0              | \$3,104        | \$0        |
| PST | 42557    | Dawani Business, Inc. *                   | 2011-1697-PST-E | MONTGOMERY   | 6/15/2012  | \$1,875          | \$0              | \$1,875        | \$0        |
| PST | 42220    | RAINEY, BENTON                            | 2011-1363-PST-E | DELTA        | 6/15/2012  | \$2,629          | \$0              | \$2,629        | \$0        |
| PST | 42527    | Quick AI, Inc.                            | 2011-1735-PST-E | WISE         | 6/15/2012  | \$2,550          | \$0              | \$1,275        | \$1,275    |
| PST | 42998    | DOOST LLC                                 | 2011-2167-PST-E | DALLAS       | 6/17/2012  | \$2,550          | \$510            | \$2,040        | \$0        |
| PST | 42862    | ISS Groups Inc.                           | 2011-1999-PST-E | HARDIN       | 6/17/2012  | \$3,353          | \$670            | \$2,683        | \$0        |
| PST | 42977    | S.K. Teng Corp.                           | 2011-2125-PST-E | NACOGDOCHES  | 6/17/2012  | \$5,529          | \$1,105          | \$4,424        | \$0        |
| PST | 43139    | Pyramid Land Development Company          | 2011-2304-PST-E | FREESTONE    | 6/17/2012  | \$2,250          | \$450            | \$1,800        | \$0        |
| PST | 42765    | DCJR Enterprises, Inc.                    | 2011-1914-PST-E | SAN PATRICIO | 6/17/2012  | \$4,000          | \$800            | \$1,600        | \$1,600    |
| PST | 42327    | Javeria Enterprises Inc                   | 2011-1475-PST-E | HARRIS       | 6/17/2012  | \$3,100          | \$620            | \$2,480        | \$0        |
| PST | 43058    | Shy Investment, Inc.                      | 2011-2209-PST-E | NUECES       | 6/17/2012  | \$3,000          | \$600            | \$2,400        | \$0        |
| PST | 43014    | Stream Realty Partners LP                 | 2011-2179-PST-E | DALLAS       | 6/17/2012  | \$4,409          | \$881            | \$3,528        | \$0        |
| PST | 43075    | NGUYEN, MINDY HUYNH                       | 2011-2223-PST-E | HARRIS       | 6/17/2012  | \$2,679          | \$535            | \$2,144        | \$0        |
| PST | 43138    | Husam Enterprises Inc                     | 2011-2295-PST-E | HARRIS       | 6/17/2012  | \$5,100          | \$1,020          | \$4,080        | \$0        |
| PST | 43019    | Planters Grain Cooperative of Odem, Texas | 2011-2170-PST-E | SAN PATRICIO | 6/17/2012  | \$1,125          | \$225            | \$900          | \$0        |
| PST | 43135    | Southwest Convenience Stores, LLC         | 2011-2298-PST-E | ECTOR        | 6/17/2012  | \$1,375          | \$275            | \$1,100        | \$0        |
| PST | 42903    | JUMA, KARIM                               | 2011-2057-PST-E | WICHITA      | 6/17/2012  | \$5,129          | \$1,025          | \$4,104        | \$0        |
| PST | 42842    | SHREE HARIOM CORPORATION                  | 2011-1980-PST-E | BANDERA      | 6/17/2012  | \$4,092          | \$818            | \$3,274        | \$0        |
| PST | 43187    | LAM, TIMMY J *                            | 2011-2348-PST-E | KAUFMAN      | 6/17/2012  | \$2,005          | \$401            | \$1,604        | \$0        |
| PST | 42985    | ESSA INC                                  | 2011-2137-PST-E | HARRIS       | 6/17/2012  | \$3,545          | \$709            | \$2,836        | \$0        |
| PST | 42997    | MUSLEH, HANNA                             | 2011-2156-PST-E | HARRIS       | 6/17/2012  | \$2,055          | \$411            | \$1,644        | \$0        |
| PST | 43356    | Z & S Corporation                         | 2012-0169-PST-E | VAN ZANDT    | 6/17/2012  | \$2,379          | \$475            | \$1,904        | \$0        |
| PST | 42952    | Rains Independent School District         | 2011-2109-PST-E | RAINS        | 6/17/2012  | \$6,600          | \$1,320          | \$5,280        | \$0        |
| PST | 43208    | WEST HOUSTON INFINITI, LTD.               | 2012-0008-PST-E | HARRIS       | 6/17/2012  | \$2,500          | \$500            | \$2,000        | \$0        |
| PST | 42323    | Pala Inc                                  | 2011-1481-PST-E | HARRIS       | 6/17/2012  | \$4,600          | \$920            | \$3,680        | \$0        |
| PST | 43197    | Pottsboro Independent School District     | 2011-2364-PST-E | GRAYSON      | 6/17/2012  | \$2,500          | \$500            | \$2,000        | \$0        |
| PST | 42213    | Zaydan Corporation, Inc.                  | 2011-1359-PST-E | LLANO        | 6/17/2012  | \$6,129          | \$1,225          | \$4,904        | \$0        |
| PST | 43253    | Caruthers Oil Co., Inc.                   | 2012-0051-PST-E | WISE         | 6/17/2012  | \$2,500          | \$500            | \$2,000        | \$0        |
| PST | 42818    | NGUYEN, THANH K                           | 2011-1964-PST-E | DALLAS       | 6/17/2012  | \$1,875          | \$375            | \$1,500        | \$0        |
| PST | 42820    | Amindus Service, LLC                      | 2011-1957-PST-E | HARRIS       | 6/17/2012  | \$1,754          | \$350            | \$1,404        | \$0        |
| PST | 43052    | BK Golden Silver, Inc.                    | 2011-2219-PST-E | HENDERSON    | 6/17/2012  | \$2,387          | \$477            | \$1,910        | \$0        |
| PST | 43306    | Charles Busbey                            | 2012-0120-PST-E | GRAYSON      | 6/17/2012  | \$2,004          | \$400            | \$1,604        | \$0        |
| PST | 42984    | Athens Twin Ventures, Inc.                | 2011-2138-PST-E | HENDERSON    | 6/17/2012  | \$5,126          | \$1,025          | \$4,101        | \$0        |
| PST | 42955    | Susser Petroleum Company LLC              | 2011-2106-PST-E | BEXAR        | 6/17/2012  | \$5,000          | \$1,000          | \$4,000        | \$0        |

## Singles Programs

## Appendix 1: List of Administrative Orders Issued FY2012

Date Range Selected : 09/01/2011 - 08/31/2012

| PGM | Case No. | Respondent Name                   | Docket#         | County    | Order Date | Penalty Assessed | Penalty Deferred | Payable Amount | SEP Offset |
|-----|----------|-----------------------------------|-----------------|-----------|------------|------------------|------------------|----------------|------------|
| PST | 43003    | Racetrac Petroleum, Inc.          | 2011-2154-PST-E | DALLAS    | 6/17/2012  | \$2,625          | \$525            | \$2,100        | \$0        |
| PST | 42155    | Star Serve, Inc.                  | 2011-1305-PST-E | HARRIS    | 6/17/2012  | \$5,200          | \$1,040          | \$4,160        | \$0        |
| PST | 42683    | Campbell Oil Co.                  | 2011-1826-PST-E | *MULTIPLE | 6/17/2012  | \$5,129          | \$1,025          | \$4,104        | \$0        |
| PST | 42943    | BROWN, DONNIE R                   | 2011-2111-PST-E | HARRIS    | 6/17/2012  | \$2,550          | \$510            | \$2,040        | \$0        |
| PST | 43264    | SPBK National Inc                 | 2012-0078-PST-E | ROCKWALL  | 6/17/2012  | \$2,379          | \$475            | \$1,904        | \$0        |
| PST | 42586    | Eko Group, Inc.                   | 2011-1720-PST-E | HARRIS    | 6/17/2012  | \$4,829          | \$965            | \$3,864        | \$0        |
| PST | 42493    | GWD Operating, LTD.               | 2011-1634-PST-E | DALLAS    | 6/17/2012  | \$2,550          | \$510            | \$2,040        | \$0        |
| PST | 42899    | CRYSTAL INTERNATIONAL, INC.       | 2011-2045-PST-E | DALLAS    | 6/17/2012  | \$4,485          | \$897            | \$3,588        | \$0        |
| PST | 42907    | Boonville Food Mart, LLC          | 2011-2054-PST-E | BRAZOS    | 6/17/2012  | \$3,500          | \$700            | \$2,800        | \$0        |
| PST | 42796    | United Petroleum Transports, Inc. | 2011-1936-PST-E | ECTOR     | 6/17/2012  | \$7,359          | \$1,471          | \$5,888        | \$0        |
| PST | 42871    | Tristar Convenience Stores, Inc.  | 2011-2013-PST-E | HARRIS    | 6/22/2012  | \$10,964         | \$2,192          | \$8,772        | \$0        |
| PST | 42703    | Ann, Inc.                         | 2011-1851-PST-E | DALLAS    | 6/22/2012  | \$8,750          | \$1,750          | \$7,000        | \$0        |
| PST | 42463    | VIRANI, ZOHRA                     | 2011-1604-PST-E | MCLENNAN  | 6/27/2012  | \$4,830          | \$0              | \$4,830        | \$0        |
| PST | 41908    | VENZON, STEPHEN A                 | 2011-1025-PST-E | LEE       | 6/28/2012  | \$2,500          | \$0              | \$2,500        | \$0        |
| PST | 41975    | MISHA ENTERPRISES INC.            | 2011-1086-PST-E | LLANO     | 6/28/2012  | \$11,349         | \$0              | \$11,349       | \$0        |
| PST | 41505    | NAJM, ECATERINA                   | 2011-0598-PST-E | HARRIS    | 6/28/2012  | \$3,669          | \$0              | \$3,669        | \$0        |
| PST | 42409    | Sahas Business, Inc.              | 2011-1538-PST-E | HARRIS    | 6/28/2012  | \$6,750          | \$0              | \$6,750        | \$0        |
| PST | 42099    | KR MINA INC                       | 2011-1232-PST-E | HARRIS    | 6/28/2012  | \$7,328          | \$0              | \$7,328        | \$0        |
| PST | 41731    | NGUYEN, THONG VAN                 | 2011-0835-PST-E | TARRANT   | 6/28/2012  | \$12,081         | \$0              | \$12,081       | \$0        |
| PST | 42287    | Rusche Oil Co., Inc.              | 2011-1436-PST-E | LLANO     | 6/28/2012  | \$15,956         | \$0              | \$15,956       | \$0        |
| PST | 42078    | CJY Investments, L.L.C.           | 2011-1199-PST-E | COLLIN    | 6/28/2012  | \$16,511         | \$0              | \$16,511       | \$0        |
| PST | 43150    | S ALWADI , INC.                   | 2011-2307-PST-E | ELLIS     | 7/6/2012   | \$8,772          | \$1,754          | \$7,018        | \$0        |
| PST | 41765    | Takhar & Son, L.L.C.              | 2011-0875-PST-E | GRAYSON   | 7/6/2012   | \$12,012         | \$2,402          | \$9,610        | \$0        |
| PST | 42827    | Kirk Sheet Metal Company, Inc.    | 2011-2135-PST-E | DALLAS    | 7/6/2012   | \$14,981         | \$2,996          | \$11,985       | \$0        |
| PST | 43272    | Racetrac Petroleum, Inc.          | 2012-0074-PST-E | DALLAS    | 7/6/2012   | \$7,658          | \$1,531          | \$6,127        | \$0        |
| PST | 43128    | Bonham ISD                        | 2011-2291-PST-E | FANNIN    | 7/8/2012   | \$2,500          | \$500            | \$2,000        | \$0        |
| PST | 42803    | Market Truck Stop INC.            | 2011-1933-PST-E | HARRIS    | 7/8/2012   | \$6,300          | \$1,260          | \$5,040        | \$0        |
| PST | 43409    | Davis Motor Crane Service, Inc.   | 2012-0242-PST-E | DALLAS    | 7/8/2012   | \$2,250          | \$450            | \$1,800        | \$0        |
| PST | 43300    | SUNG, MICHAEL                     | 2012-0103-PST-E | KAUFMAN   | 7/8/2012   | \$2,635          | \$527            | \$2,108        | \$0        |
| PST | 43038    | Zeena Corporation                 | 2011-2185-PST-E | ELLIS     | 7/8/2012   | \$3,880          | \$776            | \$3,104        | \$0        |
| PST | 43032    | Wm. G. Johnson Oil Co.            | 2011-2196-PST-E | HENDERSON | 7/8/2012   | \$6,504          | \$1,300          | \$5,204        | \$0        |
| PST | 43049    | Frank M. Martinez                 | 2011-2193-PST-E | MAVERICK  | 7/8/2012   | \$1,875          | \$375            | \$1,500        | \$0        |
| PST | 43120    | Shree-JI Corporation              | 2011-2279-PST-E | HENDERSON | 7/8/2012   | \$3,885          | \$777            | \$3,108        | \$0        |
| PST | 43141    | DIEP, SANG THANH                  | 2011-2303-PST-E | HARRIS    | 7/8/2012   | \$2,350          | \$470            | \$1,880        | \$0        |
| PST | 42757    | BZ ENTERPRISES INC                | 2011-1906-PST-E | DALLAS    | 7/8/2012   | \$6,123          | \$1,224          | \$4,899        | \$0        |
| PST | 43081    | FUEL DEPOT, LLC                   | 2011-2243-PST-E | EL PASO   | 7/8/2012   | \$3,342          | \$668            | \$2,674        | \$0        |
| PST | 43017    | Sand Inc.                         | 2011-2164-PST-E | ELLIS     | 7/8/2012   | \$1,875          | \$375            | \$1,500        | \$0        |
| PST | 43171    | DANIEL, GILBERT A                 | 2011-2324-PST-E | FREESTONE | 7/8/2012   | \$2,004          | \$400            | \$1,604        | \$0        |

## Singles Programs

## Appendix 1: List of Administrative Orders Issued FY2012

Date Range Selected : 09/01/2011 - 08/31/2012

| PGM | Case No. | Respondent Name  | Docket#         | County     | Order Date | Penalty Assessed | Penalty Deferred | Payable Amount | SEP Offset |
|-----|----------|--|-----------------|------------|------------|------------------|------------------|----------------|------------|
| PST | 43213    | Shaan Group, Inc.                                      | 2012-0014-PST-E | HARRIS     | 7/8/2012   | \$2,300          | \$460            | \$1,840        | \$0        |
| PST | 42877    | GOOD LUCK EXXON INC                                    | 2011-2014-PST-E | JEFFERSON  | 7/8/2012   | \$4,864          | \$972            | \$3,892        | \$0        |
| PST | 43291    | Metro National Corporation                             | 2012-0096-PST-E | HARRIS     | 7/8/2012   | \$3,733          | \$746            | \$2,987        | \$0        |
| PST | 42902    | Nita Corporation                                       | 2011-2043-PST-E | DALLAS     | 7/8/2012   | \$4,750          | \$950            | \$3,800        | \$0        |
| PST | 42886    | Susser Petroleum Company LLC                           | 2011-2029-PST-E | BEXAR      | 7/8/2012   | \$3,750          | \$750            | \$3,000        | \$0        |
| PST | 43047    | Hong & Taft, Inc.                                      | 2011-2201-PST-E | HARRIS     | 7/8/2012   | \$7,206          | \$1,441          | \$5,765        | \$0        |
| PST | 43179    | CJ CHARLES DEVELOPMENT INC                             | 2012-0010-PST-E | DALLAS     | 7/8/2012   | \$4,013          | \$802            | \$3,211        | \$0        |
| PST | 43223    | Bisma-Zaeem, Inc.                                      | 2012-0012-PST-E | VAN ZANDT  | 7/8/2012   | \$3,638          | \$727            | \$2,911        | \$0        |
| PST | 43390    | Susser Petroleum Company LLC                           | 2012-0198-PST-E | HARRIS     | 7/8/2012   | \$2,625          | \$525            | \$2,100        | \$0        |
| PST | 42953    | Susser Petroleum Company LLC                           | 2011-2108-PST-E | BEXAR      | 7/8/2012   | \$5,000          | \$1,000          | \$4,000        | \$0        |
| PST | 43328    | City of Ennis  | 2012-0156-PST-E | ELLIS      | 7/8/2012   | \$1,875          | \$375            | \$1,500        | \$0        |
| PST | 43305    | Tim Cooper Farm Enterprises, L.P.                      | 2012-0121-PST-E | FREESTONE  | 7/8/2012   | \$2,008          | \$401            | \$1,607        | \$0        |
| PST | 43295    | KARAM Z ENTERPRISES INC.                               | 2012-0107-PST-E | JEFFERSON  | 7/8/2012   | \$6,163          | \$1,232          | \$4,931        | \$0        |
| PST | 43041    | Commercial Metals Company                              | 2011-2184-PST-E | DALLAS     | 7/8/2012   | \$1,875          | \$375            | \$1,500        | \$0        |
| PST | 42930    | NATHAN INVESTMENTS LLC                                 | 2011-2074-PST-E | BRAZOS     | 7/8/2012   | \$3,750          | \$750            | \$3,000        | \$0        |
| PST | 43441    | Bond Enterprises, Inc. dba Bond's First Stop           | 2012-0255-PST-E | FREESTONE  | 7/8/2012   | \$2,754          | \$550            | \$2,204        | \$0        |
| PST | 43152    | COTTURA INC  | 2011-2312-PST-E | DALLAS     | 7/8/2012   | \$5,100          | \$1,020          | \$4,080        | \$0        |
| PST | 43186    | M & S BROTHERS, INC.                                   | 2011-2349-PST-E | ORANGE     | 7/8/2012   | \$7,426          | \$1,485          | \$5,941        | \$0        |
| PST | 43391    | KIM, SONG IL   | 2012-0197-PST-E | HARRIS     | 7/8/2012   | \$3,342          | \$668            | \$2,674        | \$0        |
| PST | 43467    | Federal Express Corporation                            | 2012-0290-PST-E | HARRIS     | 7/8/2012   | \$3,342          | \$668            | \$2,674        | \$0        |
| PST | 43020    | ASA MANAGEMENT, INC.                                   | 2011-2211-PST-E | ELLIS      | 7/8/2012   | \$2,942          | \$588            | \$2,354        | \$0        |
| PST | 43136    | MERINO, EUFROCINA                                      | 2011-2297-PST-E | ORANGE     | 7/8/2012   | \$2,923          | \$584            | \$2,339        | \$0        |
| PST | 42975    | FUEL DEPOT, LLC  | 2011-2127-PST-E | EL PASO    | 7/8/2012   | \$3,416          | \$683            | \$2,733        | \$0        |
| PST | 41704    | Aziz Enterprises, LLC                                  | 2011-0817-PST-E | JOHNSON    | 7/15/2012  | \$5,129          | \$0              | \$5,129        | \$0        |
| PST | 43042    | David Maddox   | 2011-2183-PST-E | HENDERSON  | 7/15/2012  | \$2,004          | \$400            | \$1,604        | \$0        |
| PST | 43095    | Baylor Health Care System                              | 2011-2236-PST-E | DALLAS     | 7/15/2012  | \$2,766          | \$553            | \$2,213        | \$0        |
| PST | 43182    | ANA Holdings, LLC                                      | 2011-2350-PST-E | HENDERSON  | 7/15/2012  | \$2,500          | \$500            | \$2,000        | \$0        |
| PST | 42560    | PARKS, BEN B   | 2011-1706-PST-E | EL PASO    | 7/15/2012  | \$13,668         | \$0              | \$13,668       | \$0        |
| PST | 42282    | Allied Trading Corporation dba A & Q Chevron Food Mart | 2011-1429-PST-E | HARRIS     | 7/15/2012  | \$2,250          | \$450            | \$1,800        | \$0        |
| PST | 43504    | SHARDA CONVENIENCE STORE, INC.                         | 2012-0319-PST-E | ARANSAS    | 7/15/2012  | \$2,635          | \$527            | \$2,108        | \$0        |
| PST | 43000    | M.A.A.R. ENTERPRISES LLC                               | 2011-2166-PST-E | HENDERSON  | 7/15/2012  | \$6,219          | \$1,243          | \$4,976        | \$0        |
| PST | 43293    | Luis Suarez  | 2012-0095-PST-E | ECTOR      | 7/15/2012  | \$2,625          | \$525            | \$2,100        | \$0        |
| PST | 43460    | Haider Corporation                                     | 2012-0268-PST-E | WICHITA    | 7/15/2012  | \$2,250          | \$450            | \$1,800        | \$0        |
| PST | 42217    | RUIZ, OSCAR  | 2011-1371-PST-E | LA SALLE   | 7/15/2012  | \$8,925          | \$0              | \$8,925        | \$0        |
| PST | 43239    | SESSUMS, BRADLEY                                       | 2012-0037-PST-E | LAMAR      | 7/15/2012  | \$5,150          | \$1,030          | \$4,120        | \$0        |
| PST | 43414    | NAGI, VINOD  | 2012-0230-PST-E | WILLIAMSON | 7/15/2012  | \$2,500          | \$500            | \$2,000        | \$0        |
| PST | 41736    | Shahzab & Sara, Inc.                                   | 2011-0849-PST-E | HARRIS     | 7/15/2012  | \$2,550          | \$510            | \$2,040        | \$0        |
| PST | 43166    | Shakil Enterprises Inc.                                | 2011-2323-PST-E | HENDERSON  | 7/15/2012  | \$2,629          | \$525            | \$2,104        | \$0        |

## Singles Programs

## Appendix 1: List of Administrative Orders Issued FY2012

Date Range Selected : 09/01/2011 - 08/31/2012

| PGM | Case No. | Respondent Name                         | Docket#         | County      | Order Date | Penalty Assessed | Penalty Deferred | Payable Amount | SEP Offset |
|-----|----------|---|-----------------|-------------|------------|------------------|------------------|----------------|------------|
| PST | 43400    | Nueces Electric Cooperative, Inc.       | 2012-0207-PST-E | NUECES      | 7/15/2012  | \$3,000          | \$600            | \$2,400        | \$0        |
| PST | 43154    | B & F and Sons, LLC                     | 2011-2310-PST-E | ELLIS       | 7/15/2012  | \$3,125          | \$625            | \$2,500        | \$0        |
| PST | 43092    | Leo Business, Inc.                      | 2011-2238-PST-E | HARRIS      | 7/15/2012  | \$4,354          | \$870            | \$3,484        | \$0        |
| PST | 42256    | Sahand, Inc.                            | 2011-1400-PST-E | TARRANT     | 7/15/2012  | \$750            | \$150            | \$600          | \$0        |
| PST | 43387    | Ellis County                            | 2012-0201-PST-E | ELLIS       | 7/15/2012  | \$2,500          | \$500            | \$2,000        | \$0        |
| PST | 43284    | JONES, JACKIE S                         | 2012-0091-PST-E | HOPKINS     | 7/15/2012  | \$1,875          | \$375            | \$1,500        | \$0        |
| PST | 43408    | HEM, SOPHORN                            | 2012-0233-PST-E | LAMAR       | 7/15/2012  | \$3,500          | \$700            | \$2,800        | \$0        |
| PST | 42728    | Mehtab Enterprise, LLC                  | 2011-1868-PST-E | HARRIS      | 7/15/2012  | \$5,147          | \$1,029          | \$4,118        | \$0        |
| PST | 43185    | SWAMI SHREEHARI LLC                     | 2011-2340-PST-E | KAUFMAN     | 7/15/2012  | \$1,875          | \$375            | \$1,500        | \$0        |
| PST | 43067    | Oil Patch Petroleum, Inc.               | 2011-2225-PST-E | NUECES      | 7/15/2012  | \$5,000          | \$1,000          | \$4,000        | \$0        |
| PST | 42156    | Beechnut Food Stores, Inc.              | 2011-1296-PST-E | HARRIS      | 7/25/2012  | \$3,175          | \$0              | \$3,175        | \$0        |
| PST | 42622    | ALIKE INC.                              | 2011-1767-PST-E | DALLAS      | 7/26/2012  | \$10,695         | \$0              | \$10,695       | \$0        |
| PST | 42426    | Sharp Investments, Inc.                 | 2011-1558-PST-E | HARRIS      | 7/26/2012  | \$75,100         | \$0              | \$75,100       | \$0        |
| PST | 42302    | SAO LIM CORPORATION                     | 2011-1449-PST-E | DALLAS      | 7/26/2012  | \$2,100          | \$0              | \$2,100        | \$0        |
| PST | 42789    | TEXAS BLUE STAR ENTERPRISES INC.        | 2011-1939-PST-E | HARRIS      | 7/27/2012  | \$5,100          | \$0              | \$5,100        | \$0        |
| PST | 42968    | NIMMA, SABITHA                          | 2011-2132-PST-E | NACOGDOCHES | 7/27/2012  | \$3,000          | \$0              | \$3,000        | \$0        |
| PST | 39474    | DURHAM, GARY C                          | 2010-0554-PST-E | DALLAS      | 7/27/2012  | \$2,625          | \$0              | \$2,625        | \$0        |
| PST | 42829    | Alief Petroleum, LP                     | 2011-1969-PST-E | HARRIS      | 7/27/2012  | \$3,699          | \$0              | \$3,699        | \$0        |
| PST | 42976    | CLAY BUSINESS INC                       | 2011-2126-PST-E | HARRIS      | 8/2/2012   | \$9,000          | \$1,800          | \$7,200        | \$0        |
| PST | 41119    | Husnain AFTAB Enterprises, Inc.         | 2011-0211-MLM-E | ORANGE      | 8/2/2012   | \$51,456         | \$0              | \$51,456       | \$0        |
| PST | 43137    | Reed Shell Inc.                         | 2011-2296-PST-E | HARRIS      | 8/2/2012   | \$11,548         | \$2,309          | \$9,239        | \$0        |
| PST | 42706    | Bay Area Healthcare Group, Ltd.         | 2011-1857-PST-E | NUECES      | 8/2/2012   | \$7,576          | \$1,515          | \$6,061        | \$0        |
| PST | 42981    | ASB Enterprises, Inc.                   | 2011-2130-PST-E | JEFFERSON   | 8/2/2012   | \$18,213         | \$3,642          | \$14,571       | \$0        |
| PST | 43260    | Lake Texoma Highport, L.L.C.            | 2012-0058-PST-E | GRAYSON     | 8/2/2012   | \$14,192         | \$2,838          | \$11,354       | \$0        |
| PST | 42846    | INS Emerald, L.L.C.                     | 2011-1978-PST-E | TARRANT     | 8/2/2012   | \$21,441         | \$4,287          | \$17,154       | \$0        |
| PST | 41646    | Greenpaw Properties, L.P.               | 2011-0749-PST-E | HARRIS      | 8/2/2012   | \$3,850          | \$3,850          | \$0            | \$0        |
| PST | 41767    | Briargrove, LLC                         | 2011-0881-PST-E | HARRIS      | 8/2/2012   | \$10,449         | \$2,089          | \$8,360        | \$0        |
| PST | 43541    | Centerville Independent School District | 2012-0511-PST-E | LEON        | 8/5/2012   | \$2,500          | \$500            | \$2,000        | \$0        |
| PST | 41372    | ARG Partners, Ltd.                      | 2011-0467-PST-E | GRAYSON     | 8/5/2012   | \$3,750          | \$750            | \$3,000        | \$0        |
| PST | 43286    | GSC Enterprises, Inc.                   | 2012-0090-PST-E | HOPKINS     | 8/5/2012   | \$3,880          | \$776            | \$3,104        | \$0        |
| PST | 42131    | MAKARA ENTERPRISE LP                    | 2011-1277-PST-E | HUNT        | 8/5/2012   | \$2,250          | \$450            | \$1,800        | \$0        |
| PST | 43389    | Fort Bend Independent School District   | 2012-0199-PST-E | FORT BEND   | 8/5/2012   | \$1,000          | \$200            | \$800          | \$0        |
| PST | 42411    | Al-Royal Inc.                           | 2011-1539-PST-E | GRIMES      | 8/5/2012   | \$2,004          | \$400            | \$1,604        | \$0        |
| PST | 43685    | Aneeka & Safeer, Inc.                   | 2012-0505-PST-E | HARRIS      | 8/5/2012   | \$2,000          | \$400            | \$1,600        | \$0        |
| PST | 43481    | Mexia Independent School District       | 2012-0296-PST-E | LIMESTONE   | 8/5/2012   | \$2,000          | \$400            | \$1,600        | \$0        |
| PST | 43567    | Dallas County Schools                   | 2012-0392-PST-E | DALLAS      | 8/5/2012   | \$2,500          | \$500            | \$2,000        | \$0        |
| PST | 43530    | TT & C LLC                              | 2012-0349-PST-E | JEFFERSON   | 8/5/2012   | \$3,547          | \$709            | \$2,838        | \$0        |
| PST | 43195    | SKY 2 C, INC.                           | 2011-2361-PST-E | HARRIS      | 8/5/2012   | \$5,500          | \$1,100          | \$4,400        | \$0        |



## Singles Programs

## Appendix 1: List of Administrative Orders Issued FY2012

Date Range Selected : 09/01/2011 - 08/31/2012

| PGM | Case No. | Respondent Name  | Docket#         | County       | Order Date | Penalty Assessed | Penalty Deferred | Payable Amount | SEP Offset |
|-----|----------|--|-----------------|--------------|------------|------------------|------------------|----------------|------------|
| PST | 43954    | DANA, AMAL   | 2012-0797-PST-E | TARRANT      | 8/5/2012   | \$875            | \$0              | \$875          | \$0        |
| PST | 43134    | Samira, Inc.   | 2011-2294-PST-E | HARRIS       | 8/5/2012   | \$2,679          | \$535            | \$2,144        | \$0        |
| PST | 43215    | Victron Stores, L.P.   | 2012-0025-PST-E | ELLIS        | 8/5/2012   | \$2,500          | \$500            | \$2,000        | \$0        |
| PST | 41328    | City of Pasadena   | 2011-0432-PST-E | HARRIS       | 8/5/2012   | \$7,350          | \$1,470          | \$5,880        | \$0        |
| PST | 43143    | B. K. Trading, Inc.  | 2011-2301-PST-E | LAMAR        | 8/5/2012   | \$6,129          | \$1,225          | \$4,904        | \$0        |
| PST | 43420    | Rand Oil Co, LP  | 2012-0226-PST-E | LIMESTONE    | 8/5/2012   | \$2,250          | \$450            | \$1,800        | \$0        |
| PST | 43527    | Crete Carrier Corporation  | 2012-0352-PST-E | DALLAS       | 8/5/2012   | \$2,016          | \$403            | \$1,613        | \$0        |
| PST | 43395    | Comfort Country Store, Inc.  | 2012-0205-PST-E | KENDALL      | 8/5/2012   | \$2,250          | \$450            | \$1,800        | \$0        |
| PST | 43611    | KEVINS TEXAS QUICK STOP INC  | 2012-0416-PST-E | OLDHAM       | 8/5/2012   | \$2,054          | \$410            | \$1,644        | \$0        |
| PST | 43299    | ALIS MARKET INC  | 2012-0104-PST-E | KAUFMAN      | 8/5/2012   | \$2,250          | \$450            | \$1,800        | \$0        |
| PST | 43313    | RASANA INC   | 2012-0115-PST-E | KAUFMAN      | 8/5/2012   | \$3,500          | \$700            | \$2,800        | \$0        |
| PST | 42593    | City of Lockhart   | 2011-1718-PST-E | CALDWELL     | 8/5/2012   | \$1,875          | \$375            | \$1,500        | \$0        |
| PST | 42691    | MALLOY GROUP INC   | 2011-2006-PST-E | DALLAS       | 8/5/2012   | \$5,625          | \$1,125          | \$4,500        | \$0        |
| PST | 43353    | New Mart Corporation   | 2012-0193-PST-E | HARRIS       | 8/5/2012   | \$2,550          | \$510            | \$2,040        | \$0        |
| PST | 42882    | Naqib Enterprises, Inc.  | 2011-2068-PST-E | HARRIS       | 8/5/2012   | \$6,120          | \$1,224          | \$4,896        | \$0        |
| PST | 42959    | Hasina Inc.  | 2011-2104-PST-E | HARRIS       | 8/5/2012   | \$1,625          | \$325            | \$1,300        | \$0        |
| PST | 42915    | City of Dallas *   | 2011-2048-PST-E | DALLAS       | 8/5/2012   | \$2,500          | \$500            | \$2,000        | \$0        |
| PST | 43126    | ZAMAN, MUHAMMAD  | 2011-2284-PST-E | SAN PATRICIO | 8/5/2012   | \$1,754          | \$350            | \$1,404        | \$0        |
| PST | 43063    | FAA HOUSTON TRACON DISTRICT 190  | 2011-2218-PST-E | HARRIS       | 8/5/2012   | \$1,875          | \$375            | \$1,500        | \$0        |
| PST | 43429    | Corporation of the Presiding Bishop of the Church of Jesus Christ of Latter-day Saints | 2012-0219-PST-E | DALLAS       | 8/5/2012   | \$1,875          | \$375            | \$1,500        | \$0        |
| PST | 43180    | DANIEL, GILBERT JR *   | 2012-0009-PST-E | FREESTONE    | 8/5/2012   | \$3,875          | \$775            | \$3,100        | \$0        |
| PST | 43349    | Sahar Enterprises, Inc.  | 2012-0161-PST-E | HARRIS       | 8/5/2012   | \$4,179          | \$835            | \$3,344        | \$0        |
| PST | 43028    | EKN Corporation  | 2011-2256-PST-E | HARRIS       | 8/5/2012   | \$2,554          | \$510            | \$2,044        | \$0        |
| PST | 43449    | Jiva Corporation Inc   | 2012-0262-PST-E | HARRIS       | 8/5/2012   | \$1,975          | \$395            | \$1,580        | \$0        |
| PST | 43199    | JAMES, DAVID T *   | 2011-2368-PST-E | FREESTONE    | 8/5/2012   | \$3,881          | \$776            | \$3,105        | \$0        |
| PST | 43571    | STOWE, MARK *  | 2012-0375-PST-E | ANGELINA     | 8/5/2012   | \$1,876          | \$375            | \$1,501        | \$0        |
| PST | 42342    | Sira C-Store, Inc.   | 2011-1496-PST-E | HARRIS       | 8/5/2012   | \$2,250          | \$450            | \$1,800        | \$0        |
| PST | 43344    | DV ENTERPRISES INC   | 2012-0158-PST-E | ELLIS        | 8/5/2012   | \$3,885          | \$777            | \$3,108        | \$0        |
| PST | 43633    | MANILA CORPORATION   | 2012-0430-PST-E | HARRIS       | 8/5/2012   | \$4,500          | \$900            | \$3,600        | \$0        |
| PST | 43010    | Jacinto Enterprises, Inc.  | 2011-2203-PST-E | MAVERICK     | 8/5/2012   | \$2,180          | \$436            | \$1,744        | \$0        |
| PST | 42745    | ALIBHAI, BAHADURALI G  | 2011-1898-PST-E | DALLAS       | 8/5/2012   | \$2,000          | \$400            | \$1,600        | \$0        |
| PST | 42534    | City of Arlington  | 2011-1707-PST-E | TARRANT      | 8/5/2012   | \$6,100          | \$1,220          | \$0            | \$4,880    |
| PST | 43265    | Con-way Freight Inc.   | 2012-0077-PST-E | DALLAS       | 8/5/2012   | \$2,625          | \$525            | \$2,100        | \$0        |
| PST | 43548    | VST Enterprises Inc  | 2012-0372-PST-E | DALLAS       | 8/5/2012   | \$1,300          | \$260            | \$1,040        | \$0        |
| PST | 43153    | Pioneer Food Mart Inc  | 2011-2311-PST-E | VAN ZANDT    | 8/5/2012   | \$2,379          | \$475            | \$1,904        | \$0        |
| PST | 43319    | Kea Investments, Inc.  | 2012-0129-PST-E | HENDERSON    | 8/12/2012  | \$2,250          | \$450            | \$1,800        | \$0        |
| PST | 43463    | Ruby Enterprises, Inc.   | 2012-0272-PST-E | HARRIS       | 8/12/2012  | \$2,250          | \$450            | \$1,800        | \$0        |

## Singles Programs

## Appendix 1: List of Administrative Orders Issued FY2012

Date Range Selected : 09/01/2011 - 08/31/2012

| PGM | Case No. | Respondent Name                        | Docket#         | County     | Order Date | Penalty Assessed | Penalty Deferred | Payable Amount | SEP Offset |
|-----|----------|--|-----------------|------------|------------|------------------|------------------|----------------|------------|
| PST | 43524    | DUVALL WILLIAM A                       | 2012-0338-PST-E | MONTAGUE   | 8/12/2012  | \$1,000          | \$200            | \$800          | \$0        |
| PST | 43834    | AL-AQSA ENTERPRISES INC                | 2012-0671-PST-E | CHEROKEE   | 8/12/2012  | \$2,250          | \$450            | \$1,800        | \$0        |
| PST | 43584    | M & J One Stop LLC                     | 2012-0390-PST-E | TARRANT    | 8/12/2012  | \$6,112          | \$1,222          | \$4,890        | \$0        |
| PST | 43167    | CLAYBOURN, STEPHEN CRAIG               | 2011-2328-PST-E | JACK       | 8/12/2012  | \$5,626          | \$1,125          | \$4,501        | \$0        |
| PST | 43702    | Southern Star Concrete, Inc.           | 2012-0514-PST-E | DALLAS     | 8/12/2012  | \$2,250          | \$450            | \$1,800        | \$0        |
| PST | 43099    | AKSONS ENTERPRISE INC                  | 2011-2255-PST-E | BEXAR      | 8/12/2012  | \$2,500          | \$500            | \$2,000        | \$0        |
| PST | 43564    | ConocoPhillips Company                 | 2012-0381-PST-E | HARRIS     | 8/12/2012  | \$6,109          | \$1,221          | \$4,888        | \$0        |
| PST | 43692    | Duggan Industries, Inc.                | 2012-0619-PST-E | DALLAS     | 8/12/2012  | \$1,999          | \$399            | \$1,600        | \$0        |
| PST | 43725    | S & T Food Mart Inc.                   | 2012-0539-PST-E | DALLAS     | 8/12/2012  | \$1,925          | \$385            | \$1,540        | \$0        |
| PST | 43241    | UHS of Texoma, Inc.                    | 2012-0031-PST-E | GRAYSON    | 8/12/2012  | \$2,250          | \$450            | \$1,800        | \$0        |
| PST | 43726    | PEAVY, BILLY                           | 2012-0538-PST-E | HARDIN     | 8/12/2012  | \$5,560          | \$1,112          | \$4,448        | \$0        |
| PST | 43790    | TORRES, JAVIER                         | 2012-0604-PST-E | MAVERICK   | 8/12/2012  | \$2,379          | \$475            | \$1,904        | \$0        |
| PST | 43323    | Imran Investments, Inc.                | 2012-0127-PST-E | GALVESTON  | 8/12/2012  | \$5,306          | \$1,061          | \$4,245        | \$0        |
| PST | 43379    | Brothers Petroleum, Inc.               | 2012-0187-PST-E | BEXAR      | 8/12/2012  | \$4,500          | \$900            | \$3,600        | \$0        |
| PST | 43445    | Sunshine VN1, L.P.                     | 2012-0259-PST-E | HARRIS     | 8/12/2012  | \$2,250          | \$450            | \$1,800        | \$0        |
| PST | 43009    | HAGERMAN, NAOMI                        | 2011-2153-PST-E | WHEELER    | 8/12/2012  | \$6,230          | \$1,246          | \$4,984        | \$0        |
| PST | 43623    | Mike's Broadway, Inc.                  | 2012-0432-PST-E | GALVESTON  | 8/12/2012  | \$2,482          | \$496            | \$1,986        | \$0        |
| PST | 43772    | Southstar Enterprises, Inc.            | 2012-0592-PST-E | HARRIS     | 8/12/2012  | \$2,000          | \$400            | \$1,600        | \$0        |
| PST | 43734    | Aquatics, Inc.                         | 2012-0546-PST-E | DALLAS     | 8/12/2012  | \$4,413          | \$882            | \$3,531        | \$0        |
| PST | 43440    | Huma Corporation                       | 2012-0250-PST-E | DALLAS     | 8/12/2012  | \$2,961          | \$592            | \$2,369        | \$0        |
| PST | 43399    | Aldine Independent School District     | 2012-0208-PST-E | HARRIS     | 8/12/2012  | \$6,660          | \$1,332          | \$5,328        | \$0        |
| PST | 43072    | JEET BUSINESS INC.                     | 2012-0097-PST-E | HARRIS     | 8/12/2012  | \$2,695          | \$539            | \$2,156        | \$0        |
| PST | 43687    | ADJP, INC.                             | 2012-0492-PST-E | HARDIN     | 8/12/2012  | \$2,754          | \$550            | \$2,204        | \$0        |
| PST | 43639    | LTHM Dallas - Operations, LLC          | 2012-0425-PST-E | DALLAS     | 8/12/2012  | \$4,650          | \$930            | \$3,720        | \$0        |
| PST | 43388    | United Corporation                     | 2012-0200-PST-E | LIMESTONE  | 8/12/2012  | \$2,380          | \$476            | \$1,904        | \$0        |
| PST | 43149    | Cowboy Quick Stop Inc.                 | 2011-2308-PST-E | KAUFMAN    | 8/12/2012  | \$2,061          | \$412            | \$1,649        | \$0        |
| PST | 43029    | H & K Beverage Corp.                   | 2011-2207-PST-E | DALLAS     | 8/17/2012  | \$20,105         | \$4,021          | \$16,084       | \$0        |
| PST | 43307    | WESTOVER AND WESTOVER GROUP, LLC       | 2012-0119-PST-E | DALLAS     | 8/17/2012  | \$15,971         | \$3,194          | \$12,777       | \$0        |
| PST | 42878    | ROCHA, RAY                             | 2011-2038-PST-E | SABINE     | 8/17/2012  | \$12,714         | \$2,542          | \$10,172       | \$0        |
| PST | 42708    | MC. D. C., Inc.                        | 2011-1856-PST-E | JEFFERSON  | 8/17/2012  | \$8,356          | \$1,670          | \$6,686        | \$0        |
| PST | 42716    | JIND INTERESTS LLC                     | 2011-1870-PST-E | HARRIS     | 8/17/2012  | \$11,715         | \$0              | \$11,715       | \$0        |
| PST | 43177    | F.T. Woods Construction Services, Inc. | 2011-2354-PST-E | WILLIAMSON | 8/17/2012  | \$8,895          | \$1,779          | \$7,116        | \$0        |
| PST | 41718    | Zeam, Incorporated                     | 2011-0823-PST-E | TARRANT    | 8/19/2012  | \$5,500          | \$0              | \$5,500        | \$0        |
| PST | 43076    | T & M Beer and Wine, Inc.              | 2011-2245-PST-E | DALLAS     | 8/19/2012  | \$5,100          | \$0              | \$5,100        | \$0        |
| PST | 42603    | INS Emerald, L.L.C.                    | 2011-1760-PST-E | DALLAS     | 8/19/2012  | \$7,125          | \$0              | \$7,125        | \$0        |
| PST | 42768    | YU, KUN WON                            | 2011-1929-PST-E | DALLAS     | 8/19/2012  | \$7,449          | \$0              | \$7,449        | \$0        |
| PST | 42604    | Nas and S Corporation                  | 2011-1757-PST-E | DALLAS     | 8/19/2012  | \$5,624          | \$0              | \$5,624        | \$0        |
| PST | 42030    | Hadi & Aga Store Management LLC        | 2011-1140-PST-E | TARRANT    | 8/19/2012  | \$2,550          | \$0              | \$2,550        | \$0        |

## Singles Programs

## Appendix 1: List of Administrative Orders Issued FY2012

Date Range Selected : 09/01/2011 - 08/31/2012

| PGM | Case No. | Respondent Name                  | Docket#         | County       | Order Date | Penalty Assessed | Penalty Deferred | Payable Amount | SEP Offset |
|-----|----------|----------------------------------|-----------------|--------------|------------|------------------|------------------|----------------|------------|
| PST | 42456    | Dania October LLC                | 2011-1594-PST-E | TARRANT      | 8/22/2012  | \$7,500          | \$0              | \$7,500        | \$0        |
| PST | 42717    | DES Corporation                  | 2011-1869-PST-E | MONTAGUE     | 8/22/2012  | \$9,987          | \$0              | \$9,987        | \$0        |
| PST | 41631    | RASHID INC.                      | 2011-0730-PST-E | HARRIS       | 8/22/2012  | \$1,350          | \$0              | \$1,350        | \$0        |
| PST | 41964    | SM & LEE INC                     | 2011-1076-PST-E | DALLAS       | 8/22/2012  | \$2,629          | \$0              | \$2,629        | \$0        |
| PST | 43523    | NGUYEN, TRIEU MINH               | 2012-0336-PST-E | HUTCHINSON   | 8/26/2012  | \$2,380          | \$476            | \$1,904        | \$0        |
| PST | 43526    | Phuquy Enterprises Inc           | 2012-0337-PST-E | HARRIS       | 8/26/2012  | \$2,000          | \$400            | \$1,600        | \$0        |
| PST | 43181    | J. D. Abrams, L. P.              | 2011-2344-PST-E | HARRIS       | 8/26/2012  | \$2,004          | \$400            | \$1,604        | \$0        |
| PST | 43832    | MDM FARM SUPPLY & SERVICE, INC.  | 2012-0656-PST-E | HANSFORD     | 8/26/2012  | \$2,383          | \$476            | \$1,907        | \$0        |
| PST | 43648    | Rinzim Investments, Inc.         | 2012-0453-PST-E | JEFFERSON    | 8/26/2012  | \$7,079          | \$1,415          | \$5,664        | \$0        |
| PST | 43233    | Starline, Inc.                   | 2012-0063-PST-E | HENDERSON    | 8/26/2012  | \$2,006          | \$401            | \$1,605        | \$0        |
| PST | 43431    | Petroleum Wholesale, L.P.        | 2012-0241-PST-E | HARRIS       | 8/26/2012  | \$2,538          | \$507            | \$2,031        | \$0        |
| PST | 43574    | Limestone County                 | 2012-0380-PST-E | LIMESTONE    | 8/26/2012  | \$6,000          | \$1,200          | \$0            | \$4,800    |
| PST | 43355    | YOUSEF, IMRAN                    | 2012-0167-PST-E | HARRIS       | 8/26/2012  | \$2,629          | \$525            | \$2,104        | \$0        |
| PST | 43234    | New A Malik, Inc.                | 2012-0059-PST-E | KAUFMAN      | 8/26/2012  | \$2,250          | \$450            | \$1,800        | \$0        |
| PST | 43369    | SAJJAD, MOHAMMAD                 | 2012-0177-PST-E | JEFFERSON    | 8/26/2012  | \$7,176          | \$1,434          | \$5,742        | \$0        |
| PST | 43706    | Harris County Hospital District  | 2012-0520-PST-E | HARRIS       | 8/26/2012  | \$1,875          | \$375            | \$1,500        | \$0        |
| PST | 43450    | Hoodbro Enterprises, Inc.        | 2012-0261-PST-E | DALLAS       | 8/26/2012  | \$5,740          | \$1,148          | \$4,592        | \$0        |
| PST | 42690    | Centergas Fuels, Inc.            | 2011-1844-PST-E | *MULTIPLE    | 8/26/2012  | \$4,370          | \$873            | \$3,497        | \$0        |
| PST | 43743    | Rockwall Beverage Center, Inc.   | 2012-0558-PST-E | DALLAS       | 8/26/2012  | \$4,475          | \$895            | \$3,580        | \$0        |
| PST | 43715    | Sawani Enterprises, Inc.         | 2012-0532-PST-E | HARRIS       | 8/26/2012  | \$1,755          | \$351            | \$1,404        | \$0        |
| PST | 43579    | PADGETT, HENRY L                 | 2012-0377-PST-E | LEON         | 8/26/2012  | \$2,630          | \$526            | \$2,104        | \$0        |
| PST | 43331    | TMT, Inc.                        | 2012-0130-PST-E | DALLAS       | 8/26/2012  | \$4,520          | \$904            | \$3,616        | \$0        |
| PST | 43475    | SUPERIOR USA CARWASH INC.        | 2012-0288-PST-E | HARRIS       | 8/26/2012  | \$750            | \$150            | \$600          | \$0        |
| PST | 43878    | Houston Country Club             | 2012-0725-PST-E | HARRIS       | 8/26/2012  | \$2,625          | \$525            | \$2,100        | \$0        |
| PST | 43720    | Majestic Fuel Supplies, LLC      | 2012-0534-PST-E | DALLAS       | 8/26/2012  | \$3,000          | \$600            | \$2,400        | \$0        |
| PST | 43712    | United Fuel & Energy Corporation | 2012-0529-PST-E | ANDREWS      | 8/26/2012  | \$3,751          | \$750            | \$3,001        | \$0        |
| PST | 43552    | Kincheloe Oil Company            | 2012-0360-PST-E | DALLAS       | 8/26/2012  | \$2,017          | \$403            | \$1,614        | \$0        |
| PST | 43553    | Yaa Ali Corporation              | 2012-0382-PST-E | SAN JACINTO  | 8/27/2012  | \$8,879          | \$0              | \$8,879        | \$0        |
| PST | 43392    | Samrod Corporation               | 2012-0234-PST-E | DALLAS       | 8/27/2012  | \$7,693          | \$1,538          | \$6,155        | \$0        |
| PST | 41868    | Tristar Convenience Stores, Inc. | 2011-0978-PST-E | HARRIS       | 8/27/2012  | \$30,780         | \$0              | \$30,780       | \$0        |
| PST | 42816    | SCOBEE, RANDY                    | 2011-1958-PST-E | WICHITA      | 8/27/2012  | \$13,600         | \$0              | \$13,600       | \$0        |
| PST | 42888    | City of Fort Worth               | 2011-2033-PST-E | TARRANT      | 8/27/2012  | \$8,000          | \$1,600          | \$6,400        | \$0        |
| PST | 40743    | New Sarr Corporation             | 2010-1890-PST-E | TARRANT      | 8/27/2012  | \$9,197          | \$5,597          | \$3,600        | \$0        |
| PST | 43582    | Ash-Jen Properties, Inc.         | 2012-0385-PST-E | SAN PATRICIO | 8/27/2012  | \$11,000         | \$2,200          | \$8,800        | \$0        |
| PST | 42315    | One Stop Food Stores, Inc.       | 2011-1370-PST-E | DALLAS       | 8/27/2012  | \$11,237         | \$0              | \$11,237       | \$0        |
| PST | 41651    | Town & Country Food Stores, Inc. | 2011-0751-PST-E | LAMB         | 8/27/2012  | \$8,750          | \$0              | \$8,750        | \$0        |
| PST | 43577    | S A K GROCERY INC.               | 2012-0391-PST-E | BRAZOS       | 8/27/2012  | \$8,329          | \$1,665          | \$6,664        | \$0        |
| PST | 42096    | PLANO SHELL INC                  | 2011-1235-PST-E | TARRANT      | 8/27/2012  | \$24,525         | \$0              | \$24,525       | \$0        |

## Singles Programs

## Appendix 1: List of Administrative Orders Issued FY2012

Date Range Selected : 09/01/2011 - 08/31/2012

| PGM                           | Case No. | Respondent Name                                     | Docket#         | County    | Order Date | Penalty Assessed   | Penalty Deferred | Payable Amount     | SEP Offset      |
|-------------------------------|----------|---|-----------------|-----------|------------|--------------------|------------------|--------------------|-----------------|
| PST                           | 42884    | CELINA SHELL FOOD MART, INC                         | 2011-2023-PST-E | COLLIN    | 8/27/2012  | \$39,573           | \$7,914          | \$31,659           | \$0             |
| PST                           | 42978    | Momentum Investment, Inc.                           | 2011-2124-PST-E | CHAMBERS  | 8/27/2012  | \$34,850           | \$6,970          | \$27,880           | \$0             |
| PST                           | 42737    | SAANIYA & ARMAAN EXPRESS MART INC                   | 2011-1900-PST-E | BRAZOS    | 8/27/2012  | \$10,494           | \$2,098          | \$8,396            | \$0             |
| PST                           | 43644    | NORAMI ENTERPRISES INC                              | 2012-0447-PST-E | WHARTON   | 8/27/2012  | \$8,006            | \$1,601          | \$6,405            | \$0             |
| <b>Subtotal for PST : 803</b> |          |   |                 |           |            | <b>\$4,279,030</b> | <b>\$570,847</b> | <b>\$3,643,259</b> | <b>\$64,924</b> |
| PWS                           | 34348    | Evelyn Patricia Walker                              | 2010-0901-PWS-E | POLK      | 9/2/2011   | \$3,960            | \$0              | \$3,960            | \$0             |
| PWS                           | 40501    | HUSTEAD, YETTA                                      | 2010-1633-PWS-E | BRAZORIA  | 9/2/2011   | \$1,953            | \$0              | \$1,953            | \$0             |
| PWS                           | 41068    | RV Express Amarillo, LLC                            | 2011-0163-PWS-E | POTTER    | 9/16/2011  | \$2,136            | \$0              | \$2,136            | \$0             |
| PWS                           | 40335    | A Texas Blue Moon Corporation *                     | 2010-1445-PWS-E | TRAVIS    | 9/16/2011  | \$1,784            | \$0              | \$1,784            | \$0             |
| PWS                           | 41411    | Gulflander Partners Group, L.P.                     | 2011-0505-PWS-E |           | 9/16/2011  | \$660              | \$132            | \$528              | \$0             |
| PWS                           | 39920    | RICHARD J DUDA                                      | 2010-1023-PWS-E | KAUFMAN   | 9/16/2011  | \$3,542            | \$0              | \$3,542            | \$0             |
| PWS                           | 41340    | BLAIR, RAY W  | 2011-0434-PWS-E | DENTON    | 9/16/2011  | \$172              | \$0              | \$172              | \$0             |
| PWS                           | 40988    | Leon Junction Water Supply Corporation              | 2011-0082-PWS-E | CORYELL   | 9/16/2011  | \$1,288            | \$257            | \$1,031            | \$0             |
| PWS                           | 41415    | Cracker Barrel, Inc.                                | 2011-0518-PWS-E | VICTORIA  | 10/2/2011  | \$949              | \$189            | \$760              | \$0             |
| PWS                           | 39925    | Weatherford Holdings, L.P.                          | 2010-1103-PWS-E | PARKER    | 10/2/2011  | \$7,667            | \$0              | \$7,667            | \$0             |
| PWS                           | 41427    | Janie Riddle  | 2011-0536-PWS-E | PARKER    | 10/2/2011  | \$3,098            | \$0              | \$3,098            | \$0             |
| PWS                           | 41272    | Skidmore Water Supply Corporation                   | 2011-0370-PWS-E | BEE       | 10/2/2011  | \$1,280            | \$256            | \$1,024            | \$0             |
| PWS                           | 41529    | City Of Roaring Springs                             | 2011-0620-PWS-E | MOTLEY    | 10/2/2011  | \$275              | \$55             | \$220              | \$0             |
| PWS                           | 40305    | GILLOTT, DAVID T                                    | 2010-1418-PWS-E | WISE      | 10/6/2011  | \$1,785            | \$0              | \$1,785            | \$0             |
| PWS                           | 40613    | GENERAL SAMS OFF ROAD PARK, INC.                    | 2010-1769-PWS-E | WALKER    | 10/6/2011  | \$3,185            | \$0              | \$3,185            | \$0             |
| PWS                           | 41388    | Pallet Companies, Inc.                              | 2011-0488-PWS-E | HARRIS    | 10/17/2011 | \$2,558            | \$0              | \$2,558            | \$0             |
| PWS                           | 40775    | Matt Boren *  | 2010-1954-PWS-E | SHELBY    | 10/17/2011 | \$2,628            | \$0              | \$2,628            | \$0             |
| PWS                           | 38136    | FULLER, VIRGINIA FRANKLIN                           | 2009-1295-PWS-E | LUBBOCK   | 10/17/2011 | \$2,799            | \$0              | \$2,799            | \$0             |
| PWS                           | 41566    | Heart O' Texas Council of the Boy Scouts of America | 2011-0651-PWS-E | BELL      | 10/17/2011 | \$3,352            | \$0              | \$3,352            | \$0             |
| PWS                           | 41548    | Clara Hills Civic Association                       | 2011-0696-PWS-E | BURLESON  | 10/17/2011 | \$422              | \$0              | \$422              | \$0             |
| PWS                           | 40500    | Savs Investments, Inc.                              | 2010-1634-PWS-E | BLANCO    | 10/17/2011 | \$3,920            | \$0              | \$3,920            | \$0             |
| PWS                           | 39951    | Jaycee's Children Center, Inc.                      | 2010-1070-PWS-E | HARRIS    | 10/17/2011 | \$3,407            | \$0              | \$3,407            | \$0             |
| PWS                           | 37830    | Mirando City Water Supply Corporation               | 2011-0318-PWS-E | WEBB      | 10/17/2011 | \$4,389            | \$0              | \$4,389            | \$0             |
| PWS                           | 41421    | OCP -Tres Rios LLC                                  | 2011-0535-PWS-E | SOMERVELL | 10/17/2011 | \$3,034            | \$0              | \$3,034            | \$0             |
| PWS                           | 40797    | BENITEZ, OSCAR                                      | 2010-1939-PWS-E | FORT BEND | 10/22/2011 | \$3,077            | \$0              | \$3,077            | \$0             |
| PWS                           | 39615    | Lake Corpus Christi RV Park & Marina, L.L.C.        | 2010-0737-PWS-E | LIVE OAK  | 10/22/2011 | \$1,681            | \$0              | \$1,681            | \$0             |
| PWS                           | 40355    | 5510 Acorn L.L.C.                                   | 2010-1471-PWS-E | HARRIS    | 11/3/2011  | \$23,268           | \$0              | \$23,268           | \$0             |
| PWS                           | 40129    | City of Scottsville                                 | 2010-1254-PWS-E | HARRISON  | 11/3/2011  | \$4,372            | \$0              | \$4,372            | \$0             |
| PWS                           | 39336    | City of Alpine                                      | 2010-0421-PWS-E | BREWSTER  | 11/3/2011  | \$7,270            | \$0              | \$0                | \$7,270         |
| PWS                           | 41644    | American Pioneer Investments, Inc.                  | 2011-0763-PWS-E | HARRIS    | 11/3/2011  | \$2,124            | \$424            | \$1,700            | \$0             |
| PWS                           | 41602    | Copperas Cove MHC, LLC                              | 2011-0694-PWS-E | CORYELL   | 11/3/2011  | \$1,732            | \$0              | \$866              | \$866           |
| PWS                           | 37771    | Moore's Water System of Beaver Lake, Inc. *         | 2011-0596-PWS-E | MCLENNAN  | 11/6/2011  | \$576              | \$0              | \$576              | \$0             |
| PWS                           | 37288    | City of Stanton                                     | 2011-0752-PWS-E | MARTIN    | 11/18/2011 | \$895              | \$0              | \$895              | \$0             |

## Singles Programs

## Appendix 1: List of Administrative Orders Issued FY2012

Date Range Selected : 09/01/2011 - 08/31/2012

| PGM | Case No. | Respondent Name   | Docket#         | County     | Order Date | Penalty Assessed | Penalty Deferred | Payable Amount | SEP Offset |
|-----|----------|---|-----------------|------------|------------|------------------|------------------|----------------|------------|
| PWS | 41524    | City Of Menard  | 2011-0708-PWS-E | MENARD     | 11/18/2011 | \$767            | \$153            | \$614          | \$0        |
| PWS | 41840    | City of Anson   | 2011-0958-PWS-E | JONES      | 11/18/2011 | \$940            | \$188            | \$752          | \$0        |
| PWS | 40782    | Medina, Dora  | 2010-1918-PWS-E | EL PASO    | 11/18/2011 | \$5,656          | \$0              | \$5,656        | \$0        |
| PWS | 41309    | Daves's Roofing Siding and Metal Buildings LLC  | 2011-0435-PWS-E | LUBBOCK    | 11/18/2011 | \$5,379          | \$0              | \$5,379        | \$0        |
| PWS | 41591    | Village Farms, L.P.   | 2011-0686-PWS-E | *MULTIPLE  | 11/18/2011 | \$4,807          | \$0              | \$2,404        | \$2,403    |
| PWS | 41300    | MATA, LORENZO E   | 2011-0324-WOC-E | WEBB       | 11/18/2011 | \$1,125          | \$225            | \$900          | \$0        |
| PWS | 41816    | SOUTH LAKE PARK SERVICES INC  | 2011-0927-PWS-E | TARRANT    | 11/18/2011 | \$1,000          | \$0              | \$1,000        | \$0        |
| PWS | 41689    | BRUSH COUNTRY DEVELOPMENT CORPORATION   | 2011-0796-PWS-E | DUVAL      | 11/18/2011 | \$488            | \$97             | \$391          | \$0        |
| PWS | 41211    | HUTCHESON, CECIL D  | 2011-0309-PWS-E | LUBBOCK    | 11/23/2011 | \$324            | \$0              | \$324          | \$0        |
| PWS | 41891    | MOORE, JOHN L *   | 2011-1008-PWS-E | MCLENNAN   | 12/8/2011  | \$4,138          | \$0              | \$4,138        | \$0        |
| PWS | 41820    | City of Center  | 2011-0951-PWS-E | SHELBY     | 12/19/2011 | \$855            | \$171            | \$684          | \$0        |
| PWS | 41693    | City of Lawn  | 2011-0798-PWS-E | TAYLOR     | 12/19/2011 | \$1,732          | \$0              | \$1,732        | \$0        |
| PWS | 39125    | SOLIMAN, MOSTAFA A  | 2010-0222-PWS-E | WALLER     | 12/19/2011 | \$3,748          | \$0              | \$3,748        | \$0        |
| PWS | 41271    | Tlaloc Outdoors, Inc.   | 2011-0361-PWS-E | VAL VERDE  | 12/19/2011 | \$1,163          | \$0              | \$1,163        | \$0        |
| PWS | 34461    | T S Ranch & Retreat, Inc.   | 2010-1069-PWS-E | PARKER     | 12/19/2011 | \$910            | \$0              | \$910          | \$0        |
| PWS | 41710    | City of Kerrville   | 2011-0825-PWS-E | KERR       | 12/19/2011 | \$695            | \$0              | \$695          | \$0        |
| PWS | 41610    | University of Texas of the Permian Basin  | 2011-0709-PWS-E | MIDLAND    | 12/19/2011 | \$913            | \$0              | \$0            | \$913      |
| PWS | 36524    | Highland Park Water Supply Corporation  | 2010-1944-PWS-E | BOSQUE     | 12/19/2011 | \$650            | \$0              | \$650          | \$0        |
| PWS | 42072    | HORN, CHARLES KENNETH   | 2011-1192-PWS-E | BURNET     | 12/19/2011 | \$1,376          | \$0              | \$1,376        | \$0        |
| PWS | 41823    | NELIUS, HOWARD T  | 2011-0937-PWS-E | AUSTIN     | 12/19/2011 | \$2,697          | \$0              | \$2,697        | \$0        |
| PWS | 41746    | City of Whitney   | 2011-0856-PWS-E | HILL       | 12/19/2011 | \$2,500          | \$500            | \$2,000        | \$0        |
| PWS | 41804    | City of Ackerly   | 2011-0917-PWS-E | DAWSON     | 12/19/2011 | \$825            | \$165            | \$660          | \$0        |
| PWS | 40126    | Arthur Thompson Post No. 8905, Veteran of Foreign Wars of the United States Cypress Texas | 2010-1241-PWS-E | HARRIS     | 1/5/2012   | \$4,375          | \$0              | \$4,375        | \$0        |
| PWS | 41775    | ABDELHAK, MARDOCHE  | 2011-0888-PWS-E | BEXAR      | 1/8/2012   | \$8,697          | \$0              | \$8,697        | \$0        |
| PWS | 41510    | Savs Investments, Inc.  | 2011-0635-PWS-E | BLANCO     | 1/8/2012   | \$2,597          | \$0              | \$2,597        | \$0        |
| PWS | 36668    | BILLINGS, RICHARD   | 2011-1046-PWS-E | GUADALUPE  | 1/8/2012   | \$1,531          | \$0              | \$1,531        | \$0        |
| PWS | 41318    | SOLALINDE, ALFREDO M  | 2011-0469-PWS-E | HARRIS     | 1/8/2012   | \$1,478          | \$0              | \$1,478        | \$0        |
| PWS | 40608    | LYBARGER, LOYAL   | 2010-1755-MLM-E | HARRIS     | 1/8/2012   | \$2,620          | \$0              | \$2,620        | \$0        |
| PWS | 41405    | Consumers Water Inc.  | 2011-0501-UTL-E | HARRIS     | 1/8/2012   | \$10,946         | \$0              | \$10,946       | \$0        |
| PWS | 42107    | Happy Hill Farm Children's Home, Inc.   | 2011-1318-PWS-E | SOMERVELL  | 1/27/2012  | \$3,480          | \$0              | \$3,480        | \$0        |
| PWS | 41877    | Olmito Water Supply Corporation   | 2011-0990-PWS-E | CAMERON    | 1/27/2012  | \$6,240          | \$0              | \$6,240        | \$0        |
| PWS | 42105    | ZARS, LIEF  | 2011-1229-PWS-E | KENDALL    | 1/27/2012  | \$4,743          | \$0              | \$4,743        | \$0        |
| PWS | 40302    | White Oak Estates MHC LLC   | 2010-1574-PWS-E | MONTGOMERY | 1/27/2012  | \$5,532          | \$0              | \$5,532        | \$0        |
| PWS | 41760    | Whitharral Water and Sewer Service Supply Corporation                                     | 2011-0874-PWS-E | HOCKLEY    | 1/27/2012  | \$950            | \$0              | \$950          | \$0        |
| PWS | 41918    | PRINCESS, INC.  | 2011-1028-PWS-E | HARRIS     | 2/5/2012   | \$6,854          | \$0              | \$6,854        | \$0        |
| PWS | 41947    | City of Rochester   | 2011-1044-PWS-E | HASKELL    | 2/5/2012   | \$1,145          | \$0              | \$1,145        | \$0        |
| PWS | 41968    | Margarito Flores *  | 2011-1084-PWS-E | GILLESPIE  | 2/5/2012   | \$3,165          | \$0              | \$3,165        | \$0        |

## Singles Programs

## Appendix 1: List of Administrative Orders Issued FY2012

Date Range Selected : 09/01/2011 - 08/31/2012

| PGM | Case No. | Respondent Name                               | Docket#         | County     | Order Date | Penalty Assessed | Penalty Deferred | Payable Amount | SEP Offset |
|-----|----------|---|-----------------|------------|------------|------------------|------------------|----------------|------------|
| PWS | 42077    | Union Tank Car Company                        | 2011-1196-PWS-E | HARRIS     | 2/10/2012  | \$870            | \$174            | \$696          | \$0        |
| PWS | 41325    | MORGENTHALER, EDWIN T                         | 2011-0415-PWS-E | BRAZORIA   | 2/10/2012  | \$2,297          | \$459            | \$1,838        | \$0        |
| PWS | 41402    | Suburban Utility Co                           | 2011-0499-UTL-E | HARRIS     | 2/13/2012  | \$5,348          | \$0              | \$5,348        | \$0        |
| PWS | 41403    | Community Utility Company                     | 2011-0500-UTL-E | HARRIS     | 2/13/2012  | \$1,080          | \$0              | \$1,080        | \$0        |
| PWS | 42171    | BABB, TERRY L SR                              | 2011-1313-PWS-E | HENDERSON  | 2/16/2012  | \$1,932          | \$0              | \$1,932        | \$0        |
| PWS | 41856    | CHRISTOPHER W DUNCAN                          | 2011-0970-PWS-E | ANGELINA   | 2/16/2012  | \$330            | \$0              | \$330          | \$0        |
| PWS | 42006    | RICHARD J DUDA                                | 2011-1126-PWS-E | KAUFMAN    | 2/16/2012  | \$2,904          | \$0              | \$2,904        | \$0        |
| PWS | 36172    | SULLIVAN, RICHARD                             | 2011-0911-PWS-E | LUBBOCK    | 2/16/2012  | \$28,954         | \$0              | \$28,954       | \$0        |
| PWS | 41621    | DESAI, PRATAP                                 | 2011-0721-PWS-E | HARRIS     | 2/18/2012  | \$7,942          | \$0              | \$7,942        | \$0        |
| PWS | 41828    | DENSMAN, KENNETH D                            | 2011-0941-PWS-E | VICTORIA   | 2/18/2012  | \$5,105          | \$0              | \$5,105        | \$0        |
| PWS | 42000    | City of Liberty                               | 2011-1103-PWS-E | LIBERTY    | 2/25/2012  | \$2,440          | \$488            | \$1,952        | \$0        |
| PWS | 41552    | BLACK, MELISSA *                              | 2011-0641-PWS-E | ERATH      | 2/25/2012  | \$2,243          | \$0              | \$2,243        | \$0        |
| PWS | 41996    | Shauna Lynn McGee LLC                         | 2011-1102-PWS-E | TRAVIS     | 2/25/2012  | \$2,788          | \$0              | \$2,788        | \$0        |
| PWS | 42538    | City of Ballinger                             | 2011-1671-PWS-E | RUNNELS    | 3/3/2012   | \$368            | \$0              | \$368          | \$0        |
| PWS | 41764    | Central Bowie County Water Supply Corporation | 2011-0873-PWS-E | BOWIE      | 3/3/2012   | \$3,634          | \$726            | \$2,908        | \$0        |
| PWS | 41925    | A&M Silver, Inc.                              | 2011-1037-PWS-E | HARRIS     | 3/3/2012   | \$1,516          | \$303            | \$1,213        | \$0        |
| PWS | 40600    | City of Bartlett                              | 2010-1749-PWS-E | WILLIAMSON | 3/3/2012   | \$672            | \$134            | \$538          | \$0        |
| PWS | 42261    | River Bend Water Services, Inc.               | 2011-1409-PWS-E | MATAGORDA  | 3/3/2012   | \$422            | \$0              | \$422          | \$0        |
| PWS | 42056    | Deanville Water Supply Corporation            | 2011-1174-PWS-E | BURLESON   | 3/16/2012  | \$3,480          | \$0              | \$3,480        | \$0        |
| PWS | 40652    | Peach Creek Dam & Lake Club                   | 2010-1807-PWS-E | MONTGOMERY | 3/16/2012  | \$8,449          | \$8,449          | \$0            | \$0        |
| PWS | 42367    | CHARLIE BROWN'S LEARNING CENTER               | 2011-1509-PWS-E | LUBBOCK    | 3/16/2012  | \$3,590          | \$0              | \$3,590        | \$0        |
| PWS | 41854    | PEREZ, ELIZABETH                              | 2011-0957-PWS-E | WEBB       | 3/16/2012  | \$6,002          | \$0              | \$6,002        | \$0        |
| PWS | 42169    | THE UNIVERSAL CHURCH                          | 2011-1312-PWS-E | EL PASO    | 3/16/2012  | \$3,397          | \$0              | \$3,397        | \$0        |
| PWS | 42036    | Stone Gate Golf Course, L.C.                  | 2011-1172-PWS-E | LUBBOCK    | 3/18/2012  | \$534            | \$106            | \$428          | \$0        |
| PWS | 42008    | Bartley Woods WSC                             | 2011-1104-PWS-E | FANNIN     | 3/18/2012  | \$160            | \$32             | \$128          | \$0        |
| PWS | 42037    | Perry Wsc                                     | 2011-1154-PWS-E | FALLS      | 3/18/2012  | \$287            | \$57             | \$230          | \$0        |
| PWS | 41841    | Minsa Corporation                             | 2011-0949-PWS-E | BAILEY     | 3/18/2012  | \$3,994          | \$798            | \$3,196        | \$0        |
| PWS | 42511    | City of Ranger                                | 2011-1674-PWS-E | EASTLAND   | 3/18/2012  | \$270            | \$54             | \$216          | \$0        |
| PWS | 42336    | ROMERO, GERARDO M *                           | 2011-1483-PWS-E | HIDALGO    | 4/5/2012   | \$3,010          | \$0              | \$3,010        | \$0        |
| PWS | 40291    | AMK Properties L L C                          | 2010-1405-PWS-E | BEXAR      | 4/5/2012   | \$7,370          | \$0              | \$7,370        | \$0        |
| PWS | 42398    | BOROFF, ESTHER E                              | 2011-1526-PWS-E | ECTOR      | 4/5/2012   | \$1,807          | \$0              | \$1,807        | \$0        |
| PWS | 41933    | Sahil Management Ltd.                         | 2011-1045-PWS-E | BEXAR      | 4/5/2012   | \$4,249          | \$0              | \$4,249        | \$0        |
| PWS | 37429    | DOLEN, DANNY J                                | 2010-1837-PWS-E | LIMESTONE  | 4/5/2012   | \$897            | \$0              | \$897          | \$0        |
| PWS | 42434    | Morton Valley WSC                             | 2011-1588-PWS-E | EASTLAND   | 4/8/2012   | \$265            | \$53             | \$212          | \$0        |
| PWS | 42285    | MACGINNIS, JAMES L                            | 2011-1445-WOC-E | TYLER      | 4/8/2012   | \$1,688          | \$337            | \$1,351        | \$0        |
| PWS | 42778    | City of Hewitt                                | 2011-1923-PWS-E | MCLENNAN   | 4/8/2012   | \$630            | \$126            | \$504          | \$0        |
| PWS | 42633    | City of Cottonwood Shores                     | 2011-1779-PWS-E | BURNET     | 4/8/2012   | \$654            | \$130            | \$524          | \$0        |
| PWS | 42623    | White River Development Co., Inc.             | 2011-1778-PWS-E | CROSBY     | 4/8/2012   | \$250            | \$50             | \$200          | \$0        |

## Singles Programs

## Appendix 1: List of Administrative Orders Issued FY2012

Date Range Selected : 09/01/2011 - 08/31/2012

| PGM | Case No. | Respondent Name   | Docket#         | County        | Order Date | Penalty Assessed | Penalty Deferred | Payable Amount | SEP Offset |
|-----|----------|---|-----------------|---------------|------------|------------------|------------------|----------------|------------|
| PWS | 42446    | Mosheim Wsc   | 2011-1571-PWS-E | BOSQUE        | 4/8/2012   | \$360            | \$72             | \$288          | \$0        |
| PWS | 42698    | Laguna Tres, Inc.   | 2011-1845-PWS-E | HOOD          | 4/8/2012   | \$310            | \$62             | \$248          | \$0        |
| PWS | 42288    | Carroll Water Supply Corporation                                    | 2011-1446-PWS-E | SMITH         | 4/21/2012  | \$570            | \$114            | \$456          | \$0        |
| PWS | 42637    | Acton MUD   | 2011-1780-PWS-E | HOOD          | 4/21/2012  | \$1,430          | \$286            | \$1,144        | \$0        |
| PWS | 42536    | City of Bellevue  | 2011-1673-PWS-E | CLAY          | 4/21/2012  | \$1,143          | \$228            | \$915          | \$0        |
| PWS | 41460    | Monticello Drive Estates, Inc.                                      | 2011-0554-PWS-E | PARKER        | 4/21/2012  | \$1,570          | \$314            | \$1,256        | \$0        |
| PWS | 42076    | Park Hills Baptist Church of Austin, Texas                          | 2011-1205-PWS-E | TRAVIS        | 4/21/2012  | \$1,210          | \$242            | \$968          | \$0        |
| PWS | 42892    | Roosevelt Independent School District                               | 2011-2031-PWS-E | LUBBOCK       | 4/21/2012  | \$100            | \$20             | \$80           | \$0        |
| PWS | 42938    | Hidalgo County Municipal Utility District 1                         | 2011-2087-PWS-E | HIDALGO       | 4/21/2012  | \$1,160          | \$232            | \$928          | \$0        |
| PWS | 42388    | Palo Duro Service Company, Inc.                                     | 2011-1582-MLM-E | WISE          | 4/21/2012  | \$939            | \$187            | \$752          | \$0        |
| PWS | 42935    | City of Robinson  | 2011-2077-PWS-E | MCLENNAN      | 4/21/2012  | \$768            | \$153            | \$615          | \$0        |
| PWS | 42544    | NATIONAL RETAIL PROPERTIES, INC.                                    | 2011-1694-PWS-E | POTTER        | 4/21/2012  | \$4,263          | \$852            | \$3,411        | \$0        |
| PWS | 42340    | City of Runaway Bay   | 2011-1487-PWS-E | WISE          | 4/21/2012  | \$377            | \$0              | \$377          | \$0        |
| PWS | 42051    | Seaboard International, Inc.  | 2011-1173-PWS-E | HARRIS        | 4/23/2012  | \$840            | \$0              | \$840          | \$0        |
| PWS | 42859    | Al's Investments Inc DBA Al's North Texas Property Management, Inc. | 2011-1993-PWS-E | WISE          | 4/23/2012  | \$6,220          | \$0              | \$6,220        | \$0        |
| PWS | 41707    | FENOGLIO, DAVID A   | 2011-0824-PWS-E | MONTAGUE      | 4/25/2012  | \$4,238          | \$0              | \$4,238        | \$0        |
| PWS | 42202    | WHITE, CURTIS   | 2011-1333-PWS-E | SAN AUGUSTINE | 4/25/2012  | \$2,077          | \$0              | \$2,077        | \$0        |
| PWS | 42104    | Buena Vista WSC   | 2011-1245-PWS-E | SHELBY        | 5/12/2012  | \$4,289          | \$857            | \$3,432        | \$0        |
| PWS | 42284    | Warren Water Supply Corporation                                     | 2011-1428-PWS-E | TYLER         | 5/12/2012  | \$2,075          | \$415            | \$1,660        | \$0        |
| PWS | 42883    | The Bitter Creek WSC  | 2011-2025-PWS-E | NOLAN         | 5/12/2012  | \$272            | \$54             | \$218          | \$0        |
| PWS | 42283    | Eola Water Supply Corporation                                       | 2011-1451-MLM-E | CONCHO        | 5/12/2012  | \$2,225          | \$445            | \$1,780        | \$0        |
| PWS | 42168    | HUTCHESON, CECIL D  | 2011-1315-PWS-E | LUBBOCK       | 5/13/2012  | \$21,030         | \$0              | \$21,030       | \$0        |
| PWS | 41928    | High Gabriel Water Supply Corporation                               | 2011-1040-PWS-E | WILLIAMSON    | 5/13/2012  | \$3,841          | \$0              | \$3,841        | \$0        |
| PWS | 42334    | City of Shallowater   | 2011-1491-PWS-E | LUBBOCK       | 5/24/2012  | \$1,276          | \$255            | \$1,021        | \$0        |
| PWS | 42699    | Monarch Utilities I L.P.  | 2011-1846-PWS-E | TYLER         | 5/24/2012  | \$886            | \$177            | \$709          | \$0        |
| PWS | 42898    | Morgan Mill WSC   | 2011-2040-PWS-E | ERATH         | 5/24/2012  | \$440            | \$88             | \$352          | \$0        |
| PWS | 42885    | Aqua Texas, Inc.  | 2011-2022-PWS-E | HAYS          | 5/24/2012  | \$312            | \$62             | \$250          | \$0        |
| PWS | 42991    | Creedmoor-MAHA Water Supply Corporation                             | 2011-2148-PWS-E | TRAVIS        | 5/24/2012  | \$387            | \$77             | \$310          | \$0        |
| PWS | 42634    | City of O'Brien   | 2011-1781-PWS-E | HASKELL       | 5/24/2012  | \$1,976          | \$395            | \$1,581        | \$0        |
| PWS | 42645    | City of Caddo Mills   | 2011-1796-PWS-E | HUNT          | 5/25/2012  | \$1,165          | \$0              | \$1,165        | \$0        |
| PWS | 42893    | Texan Tulip, Inc.   | 2011-2030-PWS-E | GALVESTON     | 5/25/2012  | \$1,360          | \$0              | \$1,360        | \$0        |
| PWS | 42779    | CCI-MBM II, L.P.  | 2011-1924-PWS-E | BRAZORIA      | 6/7/2012   | \$727            | \$145            | \$582          | \$0        |
| PWS | 42447    | Beltran, Jose O. *  | 2011-1653-PWS-E | STARR         | 6/7/2012   | \$612            | \$122            | \$490          | \$0        |
| PWS | 42682    | DLUGOSCH, PETE A  | 2011-1831-PWS-E | DEWITT        | 6/7/2012   | \$325            | \$65             | \$260          | \$0        |
| PWS | 43203    | Upper Leon River Municipal Water District                           | 2011-2365-PWS-E | COMANCHE      | 6/7/2012   | \$680            | \$136            | \$544          | \$0        |
| PWS | 42987    | P C S Development Company   | 2011-2141-PWS-E | ORANGE        | 6/7/2012   | \$346            | \$69             | \$277          | \$0        |
| PWS | 42609    | Dragon Products, Ltd.   | 2011-1750-PWS-E | HARDIN        | 6/7/2012   | \$675            | \$135            | \$540          | \$0        |

## Singles Programs

## Appendix 1: List of Administrative Orders Issued FY2012

Date Range Selected : 09/01/2011 - 08/31/2012

| PGM | Case No. | Respondent Name  | Docket#         | County       | Order Date | Penalty Assessed | Penalty Deferred | Payable Amount | SEP Offset |
|-----|----------|--|-----------------|--------------|------------|------------------|------------------|----------------|------------|
| PWS | 43013    | Nico Tyme Water Co-op, Inc.                                | 2011-2163-PWS-E | BEXAR        | 6/7/2012   | \$1,083          | \$216            | \$867          | \$0        |
| PWS | 42572    | Taylor Petroleum Companies, Inc.                           | 2011-1702-PWS-E | LUBBOCK      | 6/8/2012   | \$4,355          | \$0              | \$4,355        | \$0        |
| PWS | 41881    | RICHTER, FRANCISCA   | 2011-0992-PWS-E | EL PASO      | 6/8/2012   | \$1,620          | \$0              | \$1,620        | \$0        |
| PWS | 42019    | City of Adrian   | 2011-1165-PWS-E | OLDHAM       | 6/8/2012   | \$3,262          | \$0              | \$3,262        | \$0        |
| PWS | 41995    | Derby Water Supply Corporation                             | 2011-1101-PWS-E | FRIIO        | 6/14/2012  | \$5,010          | \$0              | \$5,010        | \$0        |
| PWS | 41935    | WILLIAMS, PATRICIA *                                       | 2011-1073-PWS-E | MIDLAND      | 6/14/2012  | \$10,938         | \$0              | \$10,938       | \$0        |
| PWS | 41390    | HORVATH, SHAWN M   | 2011-0489-PWS-E | DENTON       | 6/14/2012  | \$10,991         | \$0              | \$10,991       | \$0        |
| PWS | 42569    | Line Camp Partners, LLC                                    | 2011-1717-PWS-E | HOOD         | 6/15/2012  | \$1,828          | \$0              | \$1,828        | \$0        |
| PWS | 43132    | City of Gregory  | 2011-2289-PWS-E | SAN PATRICIO | 6/17/2012  | \$2,470          | \$494            | \$1,976        | \$0        |
| PWS | 43068    | NORTH HUNT SUD   | 2011-2214-PWS-E | HUNT         | 6/17/2012  | \$1,340          | \$267            | \$1,073        | \$0        |
| PWS | 42839    | Rio WSC  | 2011-1974-PWS-E | STARR        | 6/17/2012  | \$2,773          | \$554            | \$2,219        | \$0        |
| PWS | 42988    | Gonzales County Water Supply Corporation                   | 2011-2140-PWS-E | GONZALES     | 6/17/2012  | \$5,786          | \$1,156          | \$4,630        | \$0        |
| PWS | 42539    | Buchanan Lake Village, Inc.                                | 2011-1670-PWS-E | LLANO        | 6/22/2012  | \$1,575          | \$0              | \$1,575        | \$0        |
| PWS | 42224    | Chinatown Waterworks, Inc.                                 | 2011-1383-PWS-E | WILLIAMSON   | 6/28/2012  | \$1,084          | \$0              | \$1,084        | \$0        |
| PWS | 42173    | Nigton-Wakefield Water Supply Corporation                  | 2011-1322-PWS-E | TRINITY      | 7/6/2012   | \$1,564          | \$0              | \$1,564        | \$0        |
| PWS | 41658    | First Baptist Church of Jonestown, Texas                   | 2011-0765-PWS-E | TRAVIS       | 7/6/2012   | \$2,610          | \$0              | \$2,610        | \$0        |
| PWS | 42848    | Munson Point Property Owners Association                   | 2011-1986-PWS-E | GRAYSON      | 7/6/2012   | \$1,055          | \$0              | \$1,055        | \$0        |
| PWS | 43767    | BERRY, BRANDON J   | 2012-0581-WOC-E | MCLENNAN     | 7/8/2012   | \$175            | \$0              | \$175          | \$0        |
| PWS | 42102    | REEVES, KAREN  | 2011-1240-PWS-E | COOKE        | 7/8/2012   | \$6,121          | \$1,223          | \$4,898        | \$0        |
| PWS | 42146    | Catholic Charities of the Archdiocese of Galveston-Houston | 2011-1293-PWS-E | HARRIS       | 7/8/2012   | \$1,200          | \$240            | \$960          | \$0        |
| PWS | 40615    | WONG, RAYMOND  | 2010-1763-UTL-E | HARRIS       | 7/15/2012  | \$420            | \$84             | \$336          | \$0        |
| PWS | 43771    | HALE, WILLIAM A  | 2012-0579-WOC-E | KLEBERG      | 7/15/2012  | \$175            | \$0              | \$175          | \$0        |
| PWS | 43432    | City of Goldthwaite  | 2012-0240-PWS-E | MILLS        | 7/15/2012  | \$172            | \$34             | \$138          | \$0        |
| PWS | 43489    | Cimarron Municipal Utility District                        | 2012-0305-PWS-E | HARRIS       | 7/15/2012  | \$1,500          | \$300            | \$1,200        | \$0        |
| PWS | 43360    | Segovia Inc.   | 2012-0175-PWS-E | KIMBLE       | 7/15/2012  | \$107            | \$21             | \$86           | \$0        |
| PWS | 42092    | STEWART, STEVEN P *  | 2011-1230-PWS-E | LIMESTONE    | 7/26/2012  | \$4,313          | \$0              | \$4,313        | \$0        |
| PWS | 41982    | GONZALES, RAMON C JR                                       | 2011-1099-PWS-E | MIDLAND      | 7/26/2012  | \$3,938          | \$0              | \$3,938        | \$0        |
| PWS | 43224    | Smith, William Donald                                      | 2012-0021-PWS-E | HARRIS       | 7/27/2012  | \$140            | \$0              | \$140          | \$0        |
| PWS | 42581    | O'Neal, Robert R.  | 2011-1716-PWS-E | HARRIS       | 7/27/2012  | \$2,442          | \$0              | \$2,442        | \$0        |
| PWS | 42828    | City of Eagle Pass Water Works System                      | 2011-1967-PWS-E | MAVERICK     | 8/2/2012   | \$5,913          | \$0              | \$5,913        | \$0        |
| PWS | 42537    | SESSO, MICHAEL   | 2011-1672-PWS-E | VAL VERDE    | 8/2/2012   | \$1,995          | \$0              | \$1,995        | \$0        |
| PWS | 42016    | Presidio County Water Improvement District 1               | 2011-1127-PWS-E | PRESIDIO     | 8/2/2012   | \$2,037          | \$0              | \$2,037        | \$0        |
| PWS | 42246    | VANOVER, RHONDA C *  | 2011-1390-PWS-E | LUBBOCK      | 8/2/2012   | \$5,679          | \$0              | \$5,679        | \$0        |
| PWS | 42992    | HIBDON, STEVEN A *   | 2011-2147-PWS-E | BANDERA      | 8/5/2012   | \$3,599          | \$719            | \$2,880        | \$0        |
| PWS | 43275    | Woodlake Josserand WSC                                     | 2012-0070-PWS-E | TRINITY      | 8/5/2012   | \$729            | \$145            | \$584          | \$0        |
| PWS | 43405    | South Kirbyville Rural Water Supply Corporation            | 2012-0247-MLM-E | JASPER       | 8/12/2012  | \$402            | \$80             | \$322          | \$0        |
| PWS | 43656    | Laneville Water Supply Corporation                         | 2012-0458-PWS-E | RUSK         | 8/12/2012  | \$106            | \$20             | \$86           | \$0        |



## Singles Programs

## Appendix 1: List of Administrative Orders Issued FY2012

Date Range Selected : 09/01/2011 - 08/31/2012

| PGM                           | Case No. | Respondent Name                              | Docket#         | County        | Order Date | Penalty Assessed | Penalty Deferred | Payable Amount   | SEP Offset      |
|-------------------------------|----------|--|-----------------|---------------|------------|------------------|------------------|------------------|-----------------|
| PWS                           | 43358    | Faulkey Gully MUD                            | 2012-0168-PWS-E | HARRIS        | 8/12/2012  | \$612            | \$122            | \$490            | \$0             |
| PWS                           | 43364    | City Of Robert Lee                           | 2012-0173-PWS-E | COKE          | 8/12/2012  | \$588            | \$117            | \$471            | \$0             |
| PWS                           | 43255    | Duchman, Ltd.                                | 2012-0053-PWS-E | HAYS          | 8/12/2012  | \$550            | \$110            | \$440            | \$0             |
| PWS                           | 43501    | Val Verde County WCID Comstock               | 2012-0321-PWS-E | VAL VERDE     | 8/12/2012  | \$920            | \$184            | \$736            | \$0             |
| PWS                           | 43267    | BRADBERRY, TIMOTHY M                         | 2012-0071-PWS-E | WISE          | 8/12/2012  | \$1,144          | \$228            | \$916            | \$0             |
| PWS                           | 42082    | GARZA, HENRY M                               | 2011-1281-PWS-E | HAYS          | 8/17/2012  | \$2,892          | \$0              | \$2,892          | \$0             |
| PWS                           | 41873    | MORRIS, LESLIE L                             | 2011-0982-PWS-E | HARRIS        | 8/17/2012  | \$1,151          | \$0              | \$1,151          | \$0             |
| PWS                           | 42128    | K C Utilities, Inc.                          | 2011-1270-PWS-E | BRAZORIA      | 8/17/2012  | \$1,000          | \$0              | \$1,000          | \$0             |
| PWS                           | 42644    | Sam's Truck Stop Business, Inc.              | 2011-1792-PWS-E | CULBERSON     | 8/17/2012  | \$3,340          | \$0              | \$3,340          | \$0             |
| PWS                           | 41653    | Ms. Molly's LLC                              | 2011-0764-PWS-E | COLORADO      | 8/17/2012  | \$3,476          | \$0              | \$3,476          | \$0             |
| PWS                           | 41944    | LEGGETT, PAUL                                | 2011-1067-PWS-E | PANOLA        | 8/17/2012  | \$5,279          | \$0              | \$5,279          | \$0             |
| PWS                           | 43652    | Hilco United Services, Inc.                  | 2012-0477-PWS-E | HILL          | 8/26/2012  | \$1,605          | \$321            | \$1,284          | \$0             |
| PWS                           | 43107    | City of Weslaco                              | 2011-2260-PWS-E | HIDALGO       | 8/26/2012  | \$1,111          | \$222            | \$889            | \$0             |
| PWS                           | 43259    | Baker Hughes Oilfield Operations, Inc.       | 2012-0056-PWS-E | WALLER        | 8/26/2012  | \$1,015          | \$203            | \$812            | \$0             |
| PWS                           | 42927    | Lakeshore Utility Company                    | 2011-2073-PWS-E | HENDERSON     | 8/26/2012  | \$350            | \$70             | \$280            | \$0             |
| PWS                           | 43130    | Texas H2O, Inc.                              | 2011-2334-PWS-E | HOOD          | 8/26/2012  | \$1,220          | \$244            | \$976            | \$0             |
| PWS                           | 43581    | Debbie Block                                 | 2012-0414-MLM-E | ORANGE        | 8/26/2012  | \$279            | \$55             | \$224            | \$0             |
| PWS                           | 43230    | Waller County Mobile Home Water Corporation  | 2012-0020-PWS-E | WALLER        | 8/27/2012  | \$117            | \$0              | \$117            | \$0             |
| PWS                           | 41976    | Donald E Crane                               | 2011-1125-PWS-E | MIDLAND       | 8/27/2012  | \$8,551          | \$0              | \$8,551          | \$0             |
| <b>Subtotal for PWS : 201</b> |          |  |                 |               |            | <b>\$542,288</b> | <b>\$28,976</b>  | <b>\$501,860</b> | <b>\$11,452</b> |
| WATEI                         | 41806    | Mewbourne Oil Company                        | 2011-0936-WR-E  | OCHILTREE     | 9/16/2011  | \$350            | \$0              | \$350            | \$0             |
| WATEI                         | 41958    | R. K. Hall Construction, LTD.                | 2011-1092-WR-E  | GRAYSON       | 10/17/2011 | \$350            | \$0              | \$350            | \$0             |
| WATEI                         | 41957    | Knife River Corporation - South              | 2011-1094-WR-E  | KAUFMAN       | 10/17/2011 | \$875            | \$0              | \$875            | \$0             |
| WATEI                         | 41883    | B. C. SPRABERRY FARMING & RANCHING, LTD.     | 2011-1004-WR-E  | JONES         | 11/3/2011  | \$750            | \$150            | \$600            | \$0             |
| WATEI                         | 42116    | Fluid Disposal Specialties, Inc.             | 2011-1267-WR-E  | SAN AUGUSTINE | 11/18/2011 | \$350            | \$0              | \$350            | \$0             |
| WATEI                         | 40869    | CITY CONCRETE, INC.                          | 2010-2071-WR-E  | JACK          | 12/19/2011 | \$500            | \$100            | \$400            | \$0             |
| WATEI                         | 42189    | Regal Energy Operating, L.L.C.               | 2011-1378-WR-E  | WISE          | 3/3/2012   | \$850            | \$170            | \$680            | \$0             |
| WATEI                         | 42545    | PATEL, RAY                                   | 2011-1667-WR-E  | DENTON        | 3/18/2012  | \$350            | \$0              | \$350            | \$0             |
| WATEI                         | 42850    | FRIDAY, CHRIS                                | 2011-2020-WR-E  | SHELBY        | 3/18/2012  | \$350            | \$0              | \$350            | \$0             |
| WATEI                         | 42800    | Ebeling Water Supply Corporation             | 2011-1975-WR-E  | HALE          | 6/7/2012   | \$525            | \$105            | \$420            | \$0             |
| WATEI                         | 42912    | Ricky Bonds Septic Systems & Water Wells LLC | 2011-2065-WR-E  | WALLER        | 6/8/2012   | \$3,350          | \$670            | \$2,680          | \$0             |
| WATEI                         | 42940    | ESE WE MAKE TRACKS INC                       | 2011-2086-WR-E  | MONTGOMERY    | 7/8/2012   | \$6,368          | \$1,273          | \$5,095          | \$0             |
| WATEI                         | 42733    | Devon Energy Production Company, L.P.        | 2011-1876-WR-E  | WISE          | 7/8/2012   | \$1,850          | \$370            | \$1,480          | \$0             |
| WATEI                         | 42917    | PINTO CONSTRUCTION CO INC                    | 2011-2061-WR-E  | NACOGDOCHES   | 7/8/2012   | \$7,414          | \$1,482          | \$5,932          | \$0             |
| WATEI                         | 43892    | WTL Sand and Gravel, L.L.C.                  | 2012-0716-WR-E  | GRAY          | 8/5/2012   | \$875            | \$0              | \$875            | \$0             |
| WATEI                         | 44010    | WALLER, CLARENCE                             | 2012-0846-WR-E  | SHACKELFORD   | 8/5/2012   | \$350            | \$0              | \$350            | \$0             |
| WATEI                         | 43232    | Pecan Plantation Owners Association, Inc.    | 2012-0144-WR-E  | HOOD          | 8/12/2012  | \$250            | \$50             | \$200            | \$0             |
| WATEI                         | 43123    | Lenmo, Inc.                                  | 2011-2281-WR-E  | HOOD          | 8/12/2012  | \$250            | \$50             | \$200            | \$0             |

## Singles Programs

## Appendix 1: List of Administrative Orders Issued FY2012

Date Range Selected : 09/01/2011 - 08/31/2012

| PGM                                | Case No. | Respondent Name                             | Docket#         | County       | Order Date | Penalty Assessed | Penalty Deferred | Payable Amount  | SEP Offset |
|------------------------------------|----------|---|-----------------|--------------|------------|------------------|------------------|-----------------|------------|
| WATEI                              | 42775    | Sugartree, Inc.                             | 2011-1921-WR-E  | PARKER       | 8/12/2012  | \$1,500          | \$300            | \$1,200         | \$0        |
| WATEI                              | 42305    | CANAN OPERATING INC                         | 2011-1453-WR-E  | CLAY         | 8/17/2012  | \$4,850          | \$0              | \$4,850         | \$0        |
| WATEI                              | 42651    | FRERICH MATERIALS, LLC                      | 2011-1849-WR-E  | RUNNELS      | 8/19/2012  | \$2,868          | \$0              | \$2,868         | \$0        |
| <b>Subtotal for WATERIGHT : 21</b> |          |   |                 |              |            | <b>\$35,175</b>  | <b>\$4,720</b>   | <b>\$30,455</b> | <b>\$0</b> |
| WQ                                 | 39837    | LAMENDOLA, MICHAEL                          | 2010-0942-WQ-E  | TRAVIS       | 9/2/2011   | \$7,700          | \$0              | \$7,700         | \$0        |
| WQ                                 | 41208    | ExxonMobil Oil Corporation                  | 2011-0300-IWD-E | JEFFERSON    | 9/16/2011  | \$23,900         | \$4,780          | \$9,560         | \$9,560    |
| WQ                                 | 41423    | City of Tatum                               | 2011-0528-MWD-E | RUSK         | 9/16/2011  | \$11,120         | \$2,224          | \$0             | \$8,896    |
| WQ                                 | 41321    | Horizon Regional Municipal Utility District | 2011-0422-MWD-E | EL PASO      | 9/16/2011  | \$3,420          | \$684            | \$2,736         | \$0        |
| WQ                                 | 41251    | City of San Marcos                          | 2011-0336-EAQ-E | HAYS         | 9/16/2011  | \$4,000          | \$800            | \$0             | \$3,200    |
| WQ                                 | 40639    | City of Bridgeport                          | 2010-1786-MWD-E | WISE         | 9/16/2011  | \$37,020         | \$37,020         | \$0             | \$0        |
| WQ                                 | 41273    | City of Rosebud                             | 2011-0367-MWD-E | FALLS        | 9/16/2011  | \$9,100          | \$1,820          | \$7,280         | \$0        |
| WQ                                 | 41519    | JARVIS CHRISTIAN COLLEGE                    | 2011-0609-MWD-E | WOOD         | 9/16/2011  | \$1,313          | \$262            | \$1,051         | \$0        |
| WQ                                 | 41598    | Hydro Conduit of Texas, LP                  | 2011-0690-IWD-E | BRAZORIA     | 9/16/2011  | \$1,300          | \$260            | \$1,040         | \$0        |
| WQ                                 | 41959    | Trican Well Service, L.P.                   | 2011-1082-WQ-E  | SAN PATRICIO | 9/16/2011  | \$700            | \$0              | \$700           | \$0        |
| WQ                                 | 41287    | Forestar (USA) Real Estate Group Inc.       | 2011-0423-EAQ-E | WILLIAMSON   | 9/16/2011  | \$7,500          | \$1,500          | \$3,000         | \$3,000    |
| WQ                                 | 41509    | City of Raymondville                        | 2011-0607-MWD-E | WILLACY      | 9/16/2011  | \$7,150          | \$1,430          | \$5,720         | \$0        |
| WQ                                 | 41237    | City of Bogata                              | 2011-0327-MWD-E | RED RIVER    | 9/16/2011  | \$4,550          | \$0              | \$4,550         | \$0        |
| WQ                                 | 40684    | Exide Technologies                          | 2010-1818-IWD-E | COLLIN       | 9/16/2011  | \$32,940         | \$6,588          | \$26,352        | \$0        |
| WQ                                 | 41313    | FALCON HOSPITALITY, INC.                    | 2011-0408-EAQ-E | WILLIAMSON   | 9/16/2011  | \$3,000          | \$600            | \$2,400         | \$0        |
| WQ                                 | 41410    | Victoria County Wcid 1                      | 2011-0526-MWD-E | VICTORIA     | 9/16/2011  | \$8,360          | \$0              | \$8,360         | \$0        |
| WQ                                 | 40151    | MITCHELL JR, ARTHUR                         | 2010-1276-SLG-E | RUSK         | 9/16/2011  | \$3,053          | \$610            | \$2,443         | \$0        |
| WQ                                 | 41344    | Quail Creek MUD                             | 2011-0443-MWD-E | VICTORIA     | 9/16/2011  | \$805            | \$161            | \$644           | \$0        |
| WQ                                 | 41280    | Zapata County                               | 2011-0371-MWD-E | ZAPATA       | 10/2/2011  | \$13,200         | \$2,640          | \$0             | \$10,560   |
| WQ                                 | 41305    | City of Lefors                              | 2011-0493-MWD-E | GRAY         | 10/2/2011  | \$3,550          | \$0              | \$3,550         | \$0        |
| WQ                                 | 41452    | City Of Lexington                           | 2011-0549-MWD-E | LEE          | 10/2/2011  | \$6,670          | \$1,334          | \$0             | \$5,336    |
| WQ                                 | 41507    | Upper Leon River Municipal Water District   | 2011-0601-MWD-E | COMANCHE     | 10/2/2011  | \$4,960          | \$992            | \$3,968         | \$0        |
| WQ                                 | 41467    | Quarters, LLC                               | 2011-0565-MWD-E | HARRIS       | 10/2/2011  | \$1,202          | \$240            | \$962           | \$0        |
| WQ                                 | 41091    | Texas Parks and Wildlife Department         | 2011-0221-MWD-E | TAYLOR       | 10/2/2011  | \$1,380          | \$276            | \$0             | \$1,104    |
| WQ                                 | 41565    | City of Coolidge                            | 2011-0665-MWD-E | LIMESTONE    | 10/2/2011  | \$1,820          | \$364            | \$1,456         | \$0        |
| WQ                                 | 41336    | West Wise Special Utility District          | 2011-0438-WQ-E  | WISE         | 10/2/2011  | \$4,200          | \$840            | \$0             | \$3,360    |
| WQ                                 | 41400    | Fort Bend County MUD 130                    | 2011-0494-MWD-E | FORT BEND    | 10/2/2011  | \$14,840         | \$0              | \$14,840        | \$0        |
| WQ                                 | 41360    | Lake Municipal Utility District             | 2011-0455-MWD-E | HARRIS       | 10/2/2011  | \$1,200          | \$240            | \$960           | \$0        |
| WQ                                 | 41227    | City of Pampa                               | 2011-0316-MWD-E | GRAY         | 10/2/2011  | \$9,500          | \$1,900          | \$7,600         | \$0        |
| WQ                                 | 41544    | City of Killeen                             | 2011-0634-WQ-E  | BELL         | 10/17/2011 | \$10,000         | \$0              | \$10,000        | \$0        |
| WQ                                 | 41385    | City of Calvert                             | 2011-0476-MWD-E | ROBERTSON    | 10/17/2011 | \$6,464          | \$0              | \$0             | \$6,464    |
| WQ                                 | 41781    | Bentina Homes, Ltd.                         | 2011-1091-WQ-E  | BELL         | 10/17/2011 | \$700            | \$0              | \$700           | \$0        |
| WQ                                 | 41137    | Clean Harbors Deer Park, L.P.               | 2011-0253-IWD-E | HARRIS       | 10/17/2011 | \$23,900         | \$4,780          | \$9,560         | \$9,560    |
| WQ                                 | 41433    | Llano Ready Mix, Inc.                       | 2011-0531-IWD-E | LLANO        | 10/17/2011 | \$1,200          | \$240            | \$960           | \$0        |

## Singles Programs

## Appendix 1: List of Administrative Orders Issued FY2012

Date Range Selected : 09/01/2011 - 08/31/2012

| PGM | Case No. | Respondent Name   | Docket#         | County     | Order Date | Penalty Assessed | Penalty Deferred | Payable Amount | SEP Offset |
|-----|----------|---|-----------------|------------|------------|------------------|------------------|----------------|------------|
| WQ  | 33143    | Advantage Asphalt Products, Ltd.                                    | 2009-1305-WQ-E  | ARMSTRONG  | 10/17/2011 | \$16,032         | \$0              | \$16,032       | \$0        |
| WQ  | 41000    | Westfield Mobil Home Community, Ltd. dba Westfield Mobile Home Park | 2011-0113-MWD-E | HARRIS     | 10/22/2011 | \$4,800          | \$0              | \$4,800        | \$0        |
| WQ  | 40737    | ATC Transport, L.L.C.   | 2010-1876-WQ-E  | WEBB       | 10/22/2011 | \$1,050          | \$0              | \$1,050        | \$0        |
| WQ  | 41536    | Atchley Lumber & Supply, Inc. *                                     | 2011-0627-WQ-E  | TRINITY    | 11/3/2011  | \$1,050          | \$210            | \$840          | \$0        |
| WQ  | 41526    | Wallach Concrete, Inc.  | 2011-0618-IWD-E | ANDREWS    | 11/3/2011  | \$3,360          | \$672            | \$2,688        | \$0        |
| WQ  | 41749    | Prairiland ISD  | 2011-0867-MWD-E | LAMAR      | 11/3/2011  | \$500            | \$100            | \$400          | \$0        |
| WQ  | 41355    | Fall Creek Utility Company, Inc.                                    | 2011-0525-MWD-E | HOOD       | 11/3/2011  | \$8,960          | \$1,792          | \$7,168        | \$0        |
| WQ  | 41694    | Circle T Promotions, Ltd.   | 2011-0811-MWD-E | HAMILTON   | 11/3/2011  | \$5,680          | \$1,136          | \$4,544        | \$0        |
| WQ  | 32428    | City of Bartlett  | 2010-1257-MWD-E | BELL       | 11/3/2011  | \$35,772         | \$0              | \$35,772       | \$0        |
| WQ  | 41579    | C/B/K DOMINION DEVELOPMENT LTD                                      | 2011-0661-EAQ-E | BEXAR      | 11/3/2011  | \$750            | \$150            | \$600          | \$0        |
| WQ  | 42075    | PIXLEY, ROBERT W  | 2011-1243-OSI-E | POLK       | 11/3/2011  | \$175            | \$0              | \$175          | \$0        |
| WQ  | 39581    | Beyer, Jimmy Gaylon   | 2010-0742-WQ-E  | ERATH      | 11/3/2011  | \$15,750         | \$0              | \$15,750       | \$0        |
| WQ  | 41520    | T.F.R. ENTERPRISES, INC   | 2011-0610-EAQ-E | WILLIAMSON | 11/3/2011  | \$1,875          | \$375            | \$1,500        | \$0        |
| WQ  | 41264    | Texas A & M University at Galveston Development                     | 2011-0378-MWD-E | GALVESTON  | 11/3/2011  | \$1,140          | \$228            | \$912          | \$0        |
| WQ  | 42108    | BEHRENS, JACKIE   | 2011-1247-OSI-E | MCCULLOCH  | 11/3/2011  | \$210            | \$0              | \$210          | \$0        |
| WQ  | 41304    | Bloomington Independent School District                             | 2011-0395-MWD-E | VICTORIA   | 11/3/2011  | \$3,008          | \$0              | \$3,008        | \$0        |
| WQ  | 41630    | Rapido Redi-Mix Inc *   | 2011-0728-IWD-E | HARRIS     | 11/3/2011  | \$1,400          | \$280            | \$1,120        | \$0        |
| WQ  | 40630    | US Department of the Army   | 2010-1783-IWD-E | BEXAR      | 11/3/2011  | \$361            | \$0              | \$361          | \$0        |
| WQ  | 39143    | Jackson County Water Control and Improvement District No. 2         | 2010-0259-MWD-E | JACKSON    | 11/3/2011  | \$11,280         | \$0              | \$11,280       | \$0        |
| WQ  | 40817    | Head Family Partnership, Ltd.                                       | 2010-1960-IWD-E | HARRISON   | 11/6/2011  | \$6,355          | \$0              | \$6,355        | \$0        |
| WQ  | 41100    | South Fort Worth RV Ranch, LLC                                      | 2011-0193-MWD-E | JOHNSON    | 11/6/2011  | \$5,220          | \$0              | \$5,220        | \$0        |
| WQ  | 40147    | J. B. Services Construction, Inc.                                   | 2010-1267-WQ-E  | BRAZORIA   | 11/6/2011  | \$3,000          | \$0              | \$3,000        | \$0        |
| WQ  | 39025    | TRIPLETTE, RONALD   | 2010-0097-SLG-E | BRAZOS     | 11/6/2011  | \$7,000          | \$0              | \$7,000        | \$0        |
| WQ  | 37063    | DIAMOND T RANCH DEVELOPMENT INC                                     | 2009-0105-EAQ-E | BEXAR      | 11/6/2011  | \$2,600          | \$0              | \$2,600        | \$0        |
| WQ  | 38762    | Big D Hazmat, Inc. *  | 2009-1905-IWD-E | GREGG      | 11/16/2011 | \$10,000         | \$0              | \$10,000       | \$0        |
| WQ  | 41628    | White Oak Utilities, Inc.   | 2011-0723-MWD-E | MONTGOMERY | 11/18/2011 | \$11,340         | \$0              | \$11,340       | \$0        |
| WQ  | 41448    | City of Gilmer  | 2011-0551-MWD-E | UPSHUR     | 11/18/2011 | \$14,025         | \$2,805          | \$11,220       | \$0        |
| WQ  | 41112    | Aqua Development, Inc.  | 2011-0230-MWD-E | TRAVIS     | 11/18/2011 | \$4,582          | \$916            | \$3,666        | \$0        |
| WQ  | 41647    | City of Byers   | 2011-0743-MWD-E | CLAY       | 11/18/2011 | \$7,285          | \$1,457          | \$5,828        | \$0        |
| WQ  | 40729    | City of Sonora  | 2010-1891-MWD-E | SUTTON     | 11/18/2011 | \$30,986         | \$0              | \$30,986       | \$0        |
| WQ  | 41115    | J & N Development, Inc.   | 2011-0209-EAQ-E | WILLIAMSON | 11/18/2011 | \$3,060          | \$612            | \$2,448        | \$0        |
| WQ  | 41618    | Magellan Terminals Holdings, L.P.                                   | 2011-0717-IWD-E | HARRIS     | 11/18/2011 | \$2,660          | \$532            | \$2,128        | \$0        |
| WQ  | 42115    | XTO Energy Inc.   | 2011-1269-WQ-E  | SHELBY     | 11/18/2011 | \$700            | \$0              | \$700          | \$0        |
| WQ  | 41486    | City of Pearland  | 2011-0585-MWD-E | BRAZORIA   | 11/18/2011 | \$8,700          | \$1,740          | \$6,960        | \$0        |
| WQ  | 42110    | Black Canyon Construction Company                                   | 2011-1268-WQ-E  | KENDALL    | 11/18/2011 | \$700            | \$0              | \$700          | \$0        |
| WQ  | 41794    | City of Murchison   | 2011-0907-MWD-E | HENDERSON  | 11/18/2011 | \$5,406          | \$1,081          | \$4,325        | \$0        |
| WQ  | 41687    | City of Harker Heights  | 2011-0810-MWD-E | BELL       | 11/18/2011 | \$9,700          | \$0              | \$9,700        | \$0        |

## Singles Programs

## Appendix 1: List of Administrative Orders Issued FY2012

Date Range Selected : 09/01/2011 - 08/31/2012

| PGM | Case No. | Respondent Name                            | Docket#         | County     | Order Date | Penalty Assessed | Penalty Deferred | Payable Amount | SEP Offset |
|-----|----------|--|-----------------|------------|------------|------------------|------------------|----------------|------------|
| WQ  | 38544    | DeBERRY FORESTRY & WILDLIFE MANAGMENT, LLC | 2011-0243-WQ-E  | UPSHUR     | 11/18/2011 | \$15,000         | \$0              | \$15,000       | \$0        |
| WQ  | 41446    | BP Products North America Inc.             | 2011-0615-IWD-E | GALVESTON  | 11/18/2011 | \$15,225         | \$3,045          | \$12,180       | \$0        |
| WQ  | 41190    | Star G Construction, LLC.                  | 2011-0285-WQ-E  | PARKER     | 11/23/2011 | \$1,050          | \$0              | \$1,050        | \$0        |
| WQ  | 41071    | ROBINSON, KAREN                            | 2011-0183-OSS-E | FORT BEND  | 11/23/2011 | \$525            | \$0              | \$525          | \$0        |
| WQ  | 41009    | Langguth, Robert                           | 2011-0104-WQ-E  | BELL       | 11/23/2011 | \$2,200          | \$0              | \$2,200        | \$0        |
| WQ  | 41546    | PK-RE Development Company, Inc             | 2011-0027-MWD-E | TRAVIS     | 12/19/2011 | \$4,177          | \$835            | \$3,342        | \$0        |
| WQ  | 41134    | City of La Joya                            | 2011-0244-MWD-E | HIDALGO    | 12/19/2011 | \$16,700         | \$3,340          | \$0            | \$13,360   |
| WQ  | 40076    | Stone Hedge Utility Co., Inc.              | 2010-1185-MWD-E | MONTGOMERY | 12/19/2011 | \$13,994         | \$0              | \$13,994       | \$0        |
| WQ  | 39840    | Daffron Partners, Ltd.                     | 2010-0937-WQ-E  | TRAVIS     | 12/19/2011 | \$1,050          | \$0              | \$1,050        | \$0        |
| WQ  | 41770    | Country Club Retirement Community, L.P.    | 2011-0883-MWD-E | HILL       | 12/19/2011 | \$990            | \$198            | \$792          | \$0        |
| WQ  | 41793    | United States Army Corps of Engineers      | 2011-0908-MWD-E | WILLIAMSON | 12/19/2011 | \$14,700         | \$2,940          | \$11,760       | \$0        |
| WQ  | 41645    | National Oilwell Varco, L.P.               | 2011-0742-IWD-E | HARRIS     | 12/19/2011 | \$1,380          | \$276            | \$1,104        | \$0        |
| WQ  | 42186    | New Birmingham Resources, LLC              | 2011-1361-WQ-E  | CHEROKEE   | 12/19/2011 | \$700            | \$0              | \$700          | \$0        |
| WQ  | 41893    | PIXLEY, ROBERT W                           | 2011-1010-OSI-E | POLK       | 12/19/2011 | \$225            | \$45             | \$180          | \$0        |
| WQ  | 41444    | Hereford Renewable Energy, LLC *           | 2011-0664-IWD-E | DEAF SMITH | 12/19/2011 | \$1,000          | \$200            | \$800          | \$0        |
| WQ  | 42118    | City of Mount Vernon                       | 2011-1257-MWD-E | FRANKLIN   | 12/19/2011 | \$1,520          | \$304            | \$1,216        | \$0        |
| WQ  | 41728    | City of Lott                               | 2011-0833-MWD-E | FALLS      | 12/19/2011 | \$9,579          | \$1,915          | \$7,664        | \$0        |
| WQ  | 41673    | Gerald Osterkamp *                         | 2011-0813-OSS-E | BAILEY     | 12/19/2011 | \$750            | \$150            | \$600          | \$0        |
| WQ  | 41676    | Prestige Gunitite of North Texas, LTD.     | 2011-0785-IWD-E | TARRANT    | 12/19/2011 | \$4,460          | \$892            | \$3,568        | \$0        |
| WQ  | 42117    | Firestone Polymers, LLC                    | 2011-1258-IWD-E | ORANGE     | 12/19/2011 | \$7,900          | \$1,580          | \$6,320        | \$0        |
| WQ  | 41807    | JARRELL INDEPENDENT SCHOOL DISTRICT        | 2011-0919-MWD-E | WILLIAMSON | 12/19/2011 | \$6,930          | \$1,386          | \$0            | \$5,544    |
| WQ  | 41495    | Sebastian Municipal Utility District       | 2011-0594-MWD-E | CAMERON    | 12/19/2011 | \$2,457          | \$491            | \$1,966        | \$0        |
| WQ  | 41690    | Esperanza Water Service Company, Inc.      | 2011-0791-IWD-E | HUDSPETH   | 12/19/2011 | \$4,857          | \$971            | \$3,886        | \$0        |
| WQ  | 41223    | City of Dilley                             | 2011-0347-MWD-E | FRIO       | 12/19/2011 | \$5,290          | \$1,058          | \$4,232        | \$0        |
| WQ  | 41692    | Lajitas Municipal Services Company LLC     | 2011-0793-MWD-E | BREWSTER   | 12/19/2011 | \$1,260          | \$252            | \$1,008        | \$0        |
| WQ  | 41473    | Petroleum Wholesale, L.P.                  | 2011-0571-IWD-E | HARRIS     | 12/19/2011 | \$13,125         | \$2,625          | \$10,500       | \$0        |
| WQ  | 40513    | City of Sabinal                            | 2010-1656-MWD-E | UVALDE     | 12/19/2011 | \$10,720         | \$0              | \$10,720       | \$0        |
| WQ  | 41961    | City of Killeen                            | 2011-1072-WQ-E  | BELL       | 12/19/2011 | \$5,000          | \$0              | \$5,000        | \$0        |
| WQ  | 40725    | Zapata County                              | 2010-1950-MWD-E | ZAPATA     | 12/19/2011 | \$74,860         | \$0              | \$0            | \$74,860   |
| WQ  | 41582    | Bilma PUD                                  | 2011-0683-MWD-E | HARRIS     | 12/19/2011 | \$990            | \$198            | \$792          | \$0        |
| WQ  | 41480    | Trailer Wheel & Frame Co.                  | 2011-0579-OSS-E | HARRIS     | 12/19/2011 | \$1,756          | \$351            | \$1,405        | \$0        |
| WQ  | 41713    | City of Lone Star                          | 2011-0812-MWD-E | MORRIS     | 12/19/2011 | \$4,120          | \$824            | \$3,296        | \$0        |
| WQ  | 41667    | Stone Hedge Utility Co., Inc.              | 2011-0776-MWD-E | MONTGOMERY | 1/8/2012   | \$40,347         | \$0              | \$40,347       | \$0        |
| WQ  | 41205    | ZAMORA, ALEX                               | 2011-0304-OSI-E | EL PASO    | 1/8/2012   | \$736            | \$0              | \$736          | \$0        |
| WQ  | 41067    | Class Ready Mix                            | 2011-0161-IWD-E | *MULTIPLE  | 1/8/2012   | \$14,501         | \$0              | \$14,501       | \$0        |
| WQ  | 40622    | Meadowland Utility Corporation             | 2010-1767-MWD-E | *MULTIPLE  | 1/8/2012   | \$132,302        | \$0              | \$132,302      | \$0        |
| WQ  | 41226    | VALDEZ, EDUARDO                            | 2011-0315-OSS-E | BRAZORIA   | 1/8/2012   | \$1,100          | \$0              | \$1,100        | \$0        |
| WQ  | 41083    | City of Jacksonville                       | 2011-0203-MWD-E | CHEROKEE   | 1/27/2012  | \$43,702         | \$8,740          | \$0            | \$34,962   |

## Singles Programs

## Appendix 1: List of Administrative Orders Issued FY2012

Date Range Selected : 09/01/2011 - 08/31/2012

| PGM | Case No. | Respondent Name                           | Docket#         | County      | Order Date | Penalty Assessed | Penalty Deferred | Payable Amount | SEP Offset |
|-----|----------|---|-----------------|-------------|------------|------------------|------------------|----------------|------------|
| WQ  | 41914    | AVG-Austin, LP                            | 2011-1035-EAQ-E | TRAVIS      | 1/27/2012  | \$15,400         | \$3,080          | \$12,320       | \$0        |
| WQ  | 41442    | Oda, Mike                                 | 2011-0544-MWD-E | FORT BEND   | 1/27/2012  | \$12,575         | \$2,515          | \$10,060       | \$0        |
| WQ  | 40477    | City of Carrollton                        | 2010-1619-WQ-E  | DALLAS      | 1/27/2012  | \$23,600         | \$0              | \$0            | \$23,600   |
| WQ  | 41857    | Trinity Bay Conservation District         | 2011-0969-MWD-E | CHAMBERS    | 1/27/2012  | \$20,925         | \$4,185          | \$0            | \$16,740   |
| WQ  | 40497    | Calabrian Corporation                     | 2010-1631-IWD-E | JEFFERSON   | 1/27/2012  | \$38,870         | \$0              | \$38,870       | \$0        |
| WQ  | 41960    | Sadlers Smokehouse Ltd                    | 2011-1066-WQ-E  | RUSK        | 1/27/2012  | \$18,600         | \$0              | \$18,600       | \$0        |
| WQ  | 41191    | Gulf Copper & Manufacturing Corporation   | 2011-0284-IWD-E | GALVESTON   | 1/27/2012  | \$11,426         | \$2,285          | \$4,571        | \$4,570    |
| WQ  | 39993    | K C Utilities, Inc.                       | 2010-1111-MWD-E | BRAZORIA    | 1/27/2012  | \$34,510         | \$0              | \$34,510       | \$0        |
| WQ  | 42023    | City of Madisonville                      | 2011-1131-MWD-E | MADISON     | 2/5/2012   | \$7,860          | \$1,572          | \$0            | \$6,288    |
| WQ  | 41916    | City of Commerce                          | 2011-1032-MWD-E | HUNT        | 2/5/2012   | \$38,800         | \$0              | \$0            | \$38,800   |
| WQ  | 42045    | City of Hubbard                           | 2011-1162-MWD-E | HILL        | 2/5/2012   | \$20,400         | \$0              | \$0            | \$20,400   |
| WQ  | 41669    | Pegasus Polymers Bebelux Inc.             | 2011-0775-IWD-E | HARRIS      | 2/5/2012   | \$14,985         | \$2,997          | \$11,988       | \$0        |
| WQ  | 41316    | City of Killeen *                         | 2011-0420-WQ-E  | BELL        | 2/5/2012   | \$15,000         | \$0              | \$15,000       | \$0        |
| WQ  | 42090    | City of Willow Park                       | 2011-1238-MWD-E | PARKER      | 2/5/2012   | \$8,850          | \$0              | \$8,850        | \$0        |
| WQ  | 42010    | City of Nacogdoches                       | 2011-1116-MWD-E | NACOGDOCHES | 2/5/2012   | \$8,300          | \$1,660          | \$6,640        | \$0        |
| WQ  | 41345    | Prida Construction, Inc.                  | 2011-0617-WQ-E  | GALVESTON   | 2/10/2012  | \$2,924          | \$584            | \$2,340        | \$0        |
| WQ  | 40908    | New Waverly Sound Investments, LLC        | 2010-2066-WQ-E  | WALLER      | 2/10/2012  | \$2,500          | \$0              | \$2,500        | \$0        |
| WQ  | 41569    | Mirando City Water Supply Corporation     | 2011-0666-MWD-E | WEBB        | 2/10/2012  | \$1,155          | \$231            | \$924          | \$0        |
| WQ  | 41539    | MOORE WATER SUPPLY CORPORATION            | 2011-0643-MWD-E | FRIO        | 2/10/2012  | \$1,790          | \$358            | \$1,432        | \$0        |
| WQ  | 41752    | Brownsville Navigation District           | 2011-0889-MWD-E | CAMERON     | 2/10/2012  | \$1,512          | \$302            | \$1,210        | \$0        |
| WQ  | 41540    | Dorsett Brothers Concrete Supply, Inc.    | 2011-0644-IWD-E | HARRIS      | 2/10/2012  | \$1,400          | \$280            | \$1,120        | \$0        |
| WQ  | 42454    | 165 Howe, L.P.                            | 2011-1587-WQ-E  | DENTON      | 2/10/2012  | \$700            | \$0              | \$700          | \$0        |
| WQ  | 42526    | G & G Enterprises, Inc.                   | 2011-1666-WQ-E  | ORANGE      | 2/10/2012  | \$700            | \$0              | \$700          | \$0        |
| WQ  | 42440    | Edna Lumber Co., Inc.                     | 2011-1567-WQ-E  | COMAL       | 2/10/2012  | \$700            | \$0              | \$700          | \$0        |
| WQ  | 42439    | Prater Equipment Co., Inc.                | 2011-1568-WQ-E  | PALO PINTO  | 2/10/2012  | \$700            | \$0              | \$700          | \$0        |
| WQ  | 41773    | City of Chandler                          | 2011-0887-MWD-E | HENDERSON   | 2/10/2012  | \$1,550          | \$310            | \$1,240        | \$0        |
| WQ  | 41114    | Texas Concrete Enterprise, L.L.C.         | 2011-0207-IWD-E | HARRIS      | 2/10/2012  | \$2,940          | \$588            | \$2,352        | \$0        |
| WQ  | 41803    | City of Caldwell                          | 2011-0929-MWD-E | BURLESON    | 2/10/2012  | \$1,092          | \$218            | \$874          | \$0        |
| WQ  | 42259    | Lutheran Outdoors Ministry of Texas, Inc. | 2011-1408-MWD-E | FAYETTE     | 2/10/2012  | \$6,080          | \$1,216          | \$4,864        | \$0        |
| WQ  | 41858    | Bayou Pines LLC                           | 2011-0973-MWD-E | ORANGE      | 2/10/2012  | \$4,480          | \$896            | \$3,584        | \$0        |
| WQ  | 42437    | ATLANTIC AVIATION CORPORATION             | 2011-1569-WQ-E  | EL PASO     | 2/10/2012  | \$700            | \$0              | \$700          | \$0        |
| WQ  | 41843    | Study Butte WSC                           | 2011-0965-IWD-E | BREWSTER    | 2/10/2012  | \$7,140          | \$1,428          | \$5,712        | \$0        |
| WQ  | 42432    | BUC-EE'S, LTD.                            | 2011-1570-WQ-E  | COMAL       | 2/10/2012  | \$700            | \$0              | \$700          | \$0        |
| WQ  | 41638    | ACME READYMIX LTD. LLP                    | 2011-0754-IWD-E | JIM WELLS   | 2/13/2012  | \$1,400          | \$0              | \$1,400        | \$0        |
| WQ  | 41118    | Hamilton Custom Service, Inc.             | 2011-0216-SLG-E | YOUNG       | 2/16/2012  | \$12,064         | \$0              | \$12,064       | \$0        |
| WQ  | 41457    | Jatra International, Inc.                 | 2011-0558-MWD-E | FREESTONE   | 2/16/2012  | \$17,680         | \$0              | \$17,680       | \$0        |
| WQ  | 42457    | City of Fort Worth                        | 2011-1595-MWD-E | TARRANT     | 2/18/2012  | \$10,000         | \$0              | \$0            | \$10,000   |
| WQ  | 41780    | Hyder, Syed Nooridun                      | 2011-0896-MWD-E | BRAZOS      | 2/18/2012  | \$75,507         | \$0              | \$75,507       | \$0        |

## Singles Programs

## Appendix 1: List of Administrative Orders Issued FY2012

Date Range Selected : 09/01/2011 - 08/31/2012

| PGM | Case No. | Respondent Name                          | Docket#         | County     | Order Date | Penalty Assessed | Penalty Deferred | Payable Amount | SEP Offset |
|-----|----------|--|-----------------|------------|------------|------------------|------------------|----------------|------------|
| WQ  | 40260    | City of La Coste                         | 2010-1373-MWD-E | MEDINA     | 2/18/2012  | \$28,860         | \$0              | \$28,860       | \$0        |
| WQ  | 41193    | C & R WATER SUPPLY INC.                  | 2011-0342-MWD-E | MONTGOMERY | 2/18/2012  | \$23,419         | \$4,683          | \$18,736       | \$0        |
| WQ  | 41624    | Aqua Development, Inc.                   | 2011-0731-MWD-E | WISE       | 2/18/2012  | \$10,525         | \$0              | \$10,525       | \$0        |
| WQ  | 36641    | City of Kosse                            | 2008-1629-MWD-E | LIMESTONE  | 2/18/2012  | \$43,250         | \$43,250         | \$0            | \$0        |
| WQ  | 33751    | Westex Capital, LTD.                     | 2010-1491-WQ-E  | KENDALL    | 2/18/2012  | \$14,520         | \$0              | \$14,520       | \$0        |
| WQ  | 41774    | City of Santa Rosa                       | 2011-0886-MWD-E | CAMERON    | 2/18/2012  | \$7,992          | \$1,598          | \$6,394        | \$0        |
| WQ  | 42191    | McAllen Construction, Inc.               | 2011-1332-WQ-E  | CAMERON    | 2/25/2012  | \$750            | \$150            | \$600          | \$0        |
| WQ  | 42094    | Aldine Independent School District       | 2011-1213-MWD-E | HARRIS     | 2/25/2012  | \$2,720          | \$544            | \$2,176        | \$0        |
| WQ  | 42111    | Aldine Independent School District       | 2011-1256-MWD-E | HARRIS     | 2/25/2012  | \$6,700          | \$1,340          | \$5,360        | \$0        |
| WQ  | 41902    | City of Floydada                         | 2011-1019-MWD-E | FLOYD      | 2/25/2012  | \$7,060          | \$1,412          | \$5,648        | \$0        |
| WQ  | 41847    | MHC TT, Inc.                             | 2011-0963-MWD-E | HILL       | 2/25/2012  | \$1,000          | \$200            | \$800          | \$0        |
| WQ  | 42043    | 471 LAND, INC.                           | 2011-1259-EAQ-E | MEDINA     | 2/25/2012  | \$750            | \$150            | \$600          | \$0        |
| WQ  | 41600    | HALL AND SONS TRANSPORT INC              | 2011-0698-WQ-E  | BEXAR      | 2/25/2012  | \$3,150          | \$0              | \$3,150        | \$0        |
| WQ  | 41949    | BOZE ENTERPRISES II, LLC                 | 2011-1057-SLG-E | HARRIS     | 2/25/2012  | \$5,550          | \$1,110          | \$4,440        | \$0        |
| WQ  | 42395    | City of Palestine                        | 2011-1531-MWD-E | ANDERSON   | 3/3/2012   | \$13,200         | \$0              | \$13,200       | \$0        |
| WQ  | 42055    | City of Buffalo                          | 2011-1183-MWD-E | LEON       | 3/3/2012   | \$2,020          | \$404            | \$1,616        | \$0        |
| WQ  | 41719    | City of Schertz                          | 2011-0847-MWD-E | BEXAR      | 3/3/2012   | \$1,150          | \$230            | \$920          | \$0        |
| WQ  | 41525    | Tex Mix Partners, LTD                    | 2011-0630-IWD-E | WILLIAMSON | 3/3/2012   | \$721            | \$144            | \$577          | \$0        |
| WQ  | 42377    | MOTOROLA NORTHWEST PROPERTY OWNERS, INC. | 2011-1532-EAQ-E | WILLIAMSON | 3/3/2012   | \$16,125         | \$3,225          | \$12,900       | \$0        |
| WQ  | 41683    | CROSSWINDS I PARTNERSHIP LTD             | 2011-0797-EAQ-E | BEXAR      | 3/3/2012   | \$5,000          | \$1,000          | \$4,000        | \$0        |
| WQ  | 41488    | City of Newton                           | 2011-0584-MWD-E | NEWTON     | 3/3/2012   | \$5,370          | \$1,074          | \$4,296        | \$0        |
| WQ  | 42505    | City of Mexia                            | 2011-1644-MWD-E | LIMESTONE  | 3/16/2012  | \$15,900         | \$3,180          | \$12,720       | \$0        |
| WQ  | 42138    | Jarvis, Robert H.                        | 2011-1284-MWD-E | HARRIS     | 3/16/2012  | \$9,285          | \$1,857          | \$7,428        | \$0        |
| WQ  | 42273    | Jasper County Wcid 1                     | 2011-1426-MWD-E | JASPER     | 3/16/2012  | \$6,150          | \$0              | \$6,150        | \$0        |
| WQ  | 40551    | City of Tyler                            | 2010-1697-MWD-E | SMITH      | 3/16/2012  | \$41,400         | \$0              | \$0            | \$41,400   |
| WQ  | 42192    | M.F. Site Construction, Inc.             | 2011-1331-WQ-E  | CAMERON    | 3/18/2012  | \$750            | \$150            | \$600          | \$0        |
| WQ  | 42401    | City of Teague                           | 2011-1542-MWD-E | FREESTONE  | 3/18/2012  | \$4,040          | \$808            | \$3,232        | \$0        |
| WQ  | 42193    | Gilbane Building Company                 | 2011-1330-WQ-E  | CAMERON    | 3/18/2012  | \$750            | \$150            | \$600          | \$0        |
| WQ  | 42408    | HAND, NEAIL                              | 2011-1543-EAQ-E | TRAVIS     | 3/18/2012  | \$900            | \$180            | \$720          | \$0        |
| WQ  | 42235    | VIZZA WASH LIMITED PARTNERSHIP           | 2011-1389-MLM-E | WILLIAMSON | 3/18/2012  | \$1,500          | \$300            | \$1,200        | \$0        |
| WQ  | 42730    | Ragin Construction, LLC                  | 2011-1866-WQ-E  | GREGG      | 3/18/2012  | \$700            | \$0              | \$700          | \$0        |
| WQ  | 42337    | City of Corrigan                         | 2011-1498-MWD-E | POLK       | 3/18/2012  | \$4,960          | \$992            | \$3,968        | \$0        |
| WQ  | 42654    | Hallmark, Jerry                          | 2011-1794-WQ-E  | TAYLOR     | 3/18/2012  | \$700            | \$0              | \$700          | \$0        |
| WQ  | 42657    | Metzger Construction Company             | 2011-1795-WQ-E  | MONTGOMERY | 3/18/2012  | \$700            | \$0              | \$700          | \$0        |
| WQ  | 42729    | LAWSON, CHUCK                            | 2011-1867-WQ-E  | TAYLOR     | 3/18/2012  | \$700            | \$0              | \$700          | \$0        |
| WQ  | 42150    | City of Merkel                           | 2011-1307-MWD-E | TAYLOR     | 3/18/2012  | \$1,000          | \$200            | \$800          | \$0        |
| WQ  | 42087    | Spring Center, Inc.                      | 2011-1211-MWD-E | HARRIS     | 3/18/2012  | \$4,020          | \$804            | \$3,216        | \$0        |
| WQ  | 41850    | SEC Energy Products & Services, L.P.     | 2011-1003-MWD-E | HARRIS     | 3/18/2012  | \$1,856          | \$371            | \$1,485        | \$0        |

## Singles Programs

## Appendix 1: List of Administrative Orders Issued FY2012

Date Range Selected : 09/01/2011 - 08/31/2012

| PGM | Case No. | Respondent Name  | Docket#         | County     | Order Date | Penalty Assessed | Penalty Deferred | Payable Amount | SEP Offset |
|-----|----------|--|-----------------|------------|------------|------------------|------------------|----------------|------------|
| WQ  | 42089    | Northwest Harris County Municipal Utility District 32    | 2011-1212-MWD-E | HARRIS     | 3/18/2012  | \$4,400          | \$880            | \$3,520        | \$0        |
| WQ  | 42590    | Magnolia ISD   | 2011-1725-MWD-E | MONTGOMERY | 3/18/2012  | \$5,820          | \$1,164          | \$4,656        | \$0        |
| WQ  | 41470    | City of Elsa   | 2011-0564-MWD-E | HIDALGO    | 4/1/2012   | \$5,725          | \$0              | \$5,725        | \$0        |
| WQ  | 42530    | City of Kerrville  | 2011-1664-MWD-E | KERR       | 4/5/2012   | \$15,500         | \$0              | \$15,500       | \$0        |
| WQ  | 42465    | Hudspeth County Water Control And Improvement District 1 | 2011-1628-MWD-E | HUDSPETH   | 4/5/2012   | \$13,500         | \$2,700          | \$10,800       | \$0        |
| WQ  | 42620    | City of Refugio  | 2011-1768-MWD-E | REFUGIO    | 4/5/2012   | \$8,190          | \$1,638          | \$6,552        | \$0        |
| WQ  | 42247    | Wilbarger Creek Municipal Utility District 2             | 2011-1423-MWD-E | TRAVIS     | 4/8/2012   | \$3,585          | \$717            | \$2,868        | \$0        |
| WQ  | 41538    | Williams Concrete Products, Inc.                         | 2011-0629-IWD-E | DALLAS     | 4/8/2012   | \$1,260          | \$252            | \$1,008        | \$0        |
| WQ  | 42215    | El Paso County Water Control Improvement District 4      | 2011-1367-MWD-E | EL PASO    | 4/8/2012   | \$6,250          | \$1,250          | \$5,000        | \$0        |
| WQ  | 42248    | Boling Municipal Water District                          | 2011-1422-MWD-E | WHARTON    | 4/8/2012   | \$2,520          | \$504            | \$2,016        | \$0        |
| WQ  | 42180    | DUVALL, MELISSA *  | 2011-1327-MLM-E | COMAL      | 4/8/2012   | \$7,200          | \$1,440          | \$2,880        | \$2,880    |
| WQ  | 42612    | Harris County Municipal Utility District 189             | 2011-1755-MWD-E | HARRIS     | 4/8/2012   | \$5,190          | \$1,038          | \$4,152        | \$0        |
| WQ  | 42112    | City of Cisco  | 2011-1248-MWD-E | EASTLAND   | 4/8/2012   | \$7,320          | \$1,464          | \$5,856        | \$0        |
| WQ  | 42183    | Town of Woodloch   | 2011-1326-MWD-E | MONTGOMERY | 4/8/2012   | \$5,100          | \$1,020          | \$4,080        | \$0        |
| WQ  | 42668    | CMH Parks, Inc.  | 2011-1820-MWD-E | COLLIN     | 4/8/2012   | \$1,070          | \$214            | \$856          | \$0        |
| WQ  | 42849    | Park Avenue Construction Ltd                             | 2011-2009-WQ-E  | TOM GREEN  | 4/8/2012   | \$700            | \$0              | \$700          | \$0        |
| WQ  | 42298    | Aldine Independent School District                       | 2011-1484-MWD-E | HARRIS     | 4/8/2012   | \$5,760          | \$1,152          | \$4,608        | \$0        |
| WQ  | 42597    | City of Carrizo Springs                                  | 2011-1736-MWD-E | DIMITT     | 4/8/2012   | \$4,410          | \$882            | \$3,528        | \$0        |
| WQ  | 42548    | Stephenville Mobile Home Park, Ltd.                      | 2011-1677-MWD-E | ERATH      | 4/8/2012   | \$3,380          | \$676            | \$2,704        | \$0        |
| WQ  | 42275    | Kaufman County Fresh Water Supply District No 1A         | 2011-1427-MWD-E | KAUFMAN    | 4/8/2012   | \$5,550          | \$1,110          | \$4,440        | \$0        |
| WQ  | 42627    | San Antonio Water System                                 | 2011-1774-EAQ-E | BEXAR      | 4/8/2012   | \$1,500          | \$300            | \$0            | \$1,200    |
| WQ  | 43089    | Caldwell Tanks, Inc.                                     | 2011-2233-WQ-E  | ANDERSON   | 4/21/2012  | \$700            | \$0              | \$700          | \$0        |
| WQ  | 42518    | SPILLANE & ASSOCIATES, INC.                              | 2011-1682-EAQ-E | WILLIAMSON | 4/21/2012  | \$1,500          | \$300            | \$1,200        | \$0        |
| WQ  | 42488    | City of Streetman  | 2011-1624-MWD-E | FREESTONE  | 4/21/2012  | \$5,844          | \$1,168          | \$4,676        | \$0        |
| WQ  | 42394    | City of Bardwell   | 2011-1530-MWD-E | ELLIS      | 4/21/2012  | \$4,110          | \$822            | \$3,288        | \$0        |
| WQ  | 42313    | BOH Indian Springs TX, L.P.                              | 2011-1499-EAQ-E | BEXAR      | 4/21/2012  | \$1,875          | \$375            | \$1,500        | \$0        |
| WQ  | 42436    | Texas Tile Manufacturing LLC                             | 2011-1583-IWD-E | HARRIS     | 4/23/2012  | \$8,484          | \$1,696          | \$6,788        | \$0        |
| WQ  | 42392    | City of Brazoria   | 2011-1529-MWD-E | BRAZORIA   | 4/23/2012  | \$14,920         | \$0              | \$14,920       | \$0        |
| WQ  | 41889    | Cargill Meat Solutions Corporation                       | 2011-1347-IWD-E | HALE       | 4/23/2012  | \$12,700         | \$2,540          | \$10,160       | \$0        |
| WQ  | 42542    | City of Roxton   | 2011-1679-MWD-E | LAMAR      | 4/23/2012  | \$8,835          | \$1,767          | \$7,068        | \$0        |
| WQ  | 40268    | Teen Challenge of Texas                                  | 2010-1380-MWD-E | NUECES     | 4/23/2012  | \$23,595         | \$0              | \$23,595       | \$0        |
| WQ  | 42565    | City of Lovelady   | 2011-1699-MWD-E | HOUSTON    | 4/23/2012  | \$10,200         | \$0              | \$10,200       | \$0        |
| WQ  | 42656    | Igloo Products Corp.                                     | 2011-1806-IWD-E | WALLER     | 4/23/2012  | \$13,620         | \$0              | \$13,620       | \$0        |
| WQ  | 42805    | Gary W Purser Construction Ltd.                          | 2011-1931-WQ-E  | BELL       | 5/12/2012  | \$2,500          | \$500            | \$2,000        | \$0        |
| WQ  | 42686    | Texas A&M University                                     | 2011-1832-MWD-E | JEFFERSON  | 5/12/2012  | \$2,403          | \$480            | \$1,923        | \$0        |
| WQ  | 42228    | Mahesh Investments-Lake Fork, L.L.C.                     | 2011-1376-MWD-E | WOOD       | 5/12/2012  | \$570            | \$114            | \$456          | \$0        |
| WQ  | 42272    | Solhjou, Bahram  | 2011-1430-MWD-E | HARRIS     | 5/12/2012  | \$3,528          | \$705            | \$2,823        | \$0        |

## Singles Programs

## Appendix 1: List of Administrative Orders Issued FY2012

Date Range Selected : 09/01/2011 - 08/31/2012

| PGM | Case No. | Respondent Name   | Docket#         | County     | Order Date | Penalty Assessed | Penalty Deferred | Payable Amount | SEP Offset |
|-----|----------|---|-----------------|------------|------------|------------------|------------------|----------------|------------|
| WQ  | 42724    | City of Karnes City   | 2011-1883-MWD-E | KARNES     | 5/24/2012  | \$1,200          | \$240            | \$960          | \$0        |
| WQ  | 42807    | BREWER, RICKY   | 2011-1948-SLG-E | TRAVIS     | 5/24/2012  | \$2,250          | \$450            | \$1,800        | \$0        |
| WQ  | 42501    | Eola Water Supply Corporation                                   | 2011-1659-MWD-E | CONCHO     | 5/24/2012  | \$1,940          | \$388            | \$1,552        | \$0        |
| WQ  | 42727    | City of Muenster  | 2011-1873-MWD-E | COOKE      | 5/24/2012  | \$1,920          | \$384            | \$1,536        | \$0        |
| WQ  | 42415    | City of Newton  | 2011-1548-MWD-E | NEWTON     | 5/24/2012  | \$7,300          | \$1,460          | \$5,840        | \$0        |
| WQ  | 42719    | Azteca Milling, L. P.   | 2011-1885-IWD-E | HALE       | 5/24/2012  | \$2,120          | \$424            | \$1,696        | \$0        |
| WQ  | 41945    | Rice Consolidated Independent School District                   | 2011-1114-MWD-E | COLORADO   | 5/24/2012  | \$4,200          | \$840            | \$3,360        | \$0        |
| WQ  | 42844    | City of Runaway Bay   | 2011-1982-MWD-E | WISE       | 5/24/2012  | \$7,130          | \$1,426          | \$5,704        | \$0        |
| WQ  | 42508    | AAA Sanitation, Inc.  | 2011-1642-SLG-E | SMITH      | 5/25/2012  | \$12,960         | \$2,592          | \$10,368       | \$0        |
| WQ  | 42746    | Peaster Independent School District Public Facility Corporation | 2011-1901-MWD-E | PARKER     | 5/25/2012  | \$7,300          | \$0              | \$7,300        | \$0        |
| WQ  | 43037    | Northeast Texas Community College Foundation                    | 2011-2188-MWD-E | TITUS      | 6/7/2012   | \$5,678          | \$1,135          | \$4,543        | \$0        |
| WQ  | 43217    | MOSSBURG, JACK  | 2012-0018-WQ-E  | HARDIN     | 6/7/2012   | \$700            | \$0              | \$700          | \$0        |
| WQ  | 42464    | Ranch Utilities, L.P.   | 2011-1609-MWD-E | PARKER     | 6/7/2012   | \$6,390          | \$1,278          | \$5,112        | \$0        |
| WQ  | 43218    | Southern Crushed Concrete, LLC                                  | 2012-0017-WQ-E  | MONTGOMERY | 6/7/2012   | \$700            | \$0              | \$700          | \$0        |
| WQ  | 43086    | WARM SPRINGS FOUNDATION INC                                     | 2011-2247-MWD-E | GONZALES   | 6/7/2012   | \$832            | \$166            | \$666          | \$0        |
| WQ  | 42755    | Pitts Ready Mix of Burkburnett, Inc.                            | 2011-1910-IWD-E | WICHITA    | 6/7/2012   | \$5,978          | \$1,195          | \$4,783        | \$0        |
| WQ  | 42770    | TACKETT, TERRY  | 2011-1926-SLG-E | *MULTIPLE  | 6/7/2012   | \$1,187          | \$237            | \$950          | \$0        |
| WQ  | 42626    | Big Oaks Municipal Utility District                             | 2011-1773-MWD-E | FORT BEND  | 6/7/2012   | \$1,350          | \$270            | \$1,080        | \$0        |
| WQ  | 41639    | April Plaza Marina, Inc.  | 2011-0803-MWD-E | MONTGOMERY | 6/8/2012   | \$10,646         | \$2,129          | \$8,517        | \$0        |
| WQ  | 42879    | City of Austin  | 2011-2019-MWD-E | TRAVIS     | 6/8/2012   | \$13,050         | \$0              | \$0            | \$13,050   |
| WQ  | 39984    | Eastland County Water Supply District                           | 2011-1612-MWD-E | EASTLAND   | 6/8/2012   | \$8,990          | \$0              | \$8,990        | \$0        |
| WQ  | 37591    | M.R. Patel *  | 2011-0177-MWD-E | LIBERTY    | 6/8/2012   | \$52,627         | \$0              | \$52,627       | \$0        |
| WQ  | 42310    | Stafford Mobile Home Park, Inc.                                 | 2011-1460-MWD-E | FORT BEND  | 6/8/2012   | \$13,425         | \$2,685          | \$10,740       | \$0        |
| WQ  | 43065    | INEOS USA LLC   | 2011-2221-IWD-E | HARRIS     | 6/8/2012   | \$17,490         | \$3,498          | \$13,992       | \$0        |
| WQ  | 41626    | Bhakta, Ravindra *  | 2011-0724-MWD-E | HARRIS     | 6/15/2012  | \$6,360          | \$0              | \$6,360        | \$0        |
| WQ  | 42582    | MAYFIELD, MIKE L  | 2011-1749-SLG-E | MONTAGUE   | 6/15/2012  | \$1,238          | \$0              | \$1,238        | \$0        |
| WQ  | 42890    | San Antonio Water System  | 2011-2034-MWD-E | BEXAR      | 6/17/2012  | \$4,100          | \$820            | \$0            | \$3,280    |
| WQ  | 42289    | City of Petrolia  | 2011-1440-MWD-E | CLAY       | 6/17/2012  | \$5,564          | \$1,112          | \$4,452        | \$0        |
| WQ  | 43006    | ATA Land, L.P.  | 2011-2160-EAQ-E | TRAVIS     | 6/17/2012  | \$4,025          | \$805            | \$3,220        | \$0        |
| WQ  | 43012    | Aqua Utilities, Inc.  | 2011-2168-MWD-E | HAYS       | 6/17/2012  | \$3,479          | \$695            | \$2,784        | \$0        |
| WQ  | 42986    | City of Krum  | 2011-2139-MWD-E | DENTON     | 6/17/2012  | \$6,238          | \$1,247          | \$4,991        | \$0        |
| WQ  | 42689    | City of Asherton  | 2011-1837-MWD-E | DIMMIT     | 6/17/2012  | \$2,730          | \$546            | \$2,184        | \$0        |
| WQ  | 42784    | Fort Hancock Water Control and Improvement District             | 2011-1943-MWD-E | HUDSPETH   | 6/22/2012  | \$13,770         | \$2,754          | \$11,016       | \$0        |
| WQ  | 43088    | Mallard Point WWTP, LLC   | 2011-2246-MWD-E | HUNT       | 6/22/2012  | \$7,934          | \$1,586          | \$6,348        | \$0        |
| WQ  | 42660    | CROSSWINDS I PARTNERSHIP LTD                                    | 2011-1813-EAQ-E | BEXAR      | 6/22/2012  | \$13,750         | \$2,750          | \$11,000       | \$0        |
| WQ  | 41288    | YFZ Land, LLC   | 2011-0379-MLM-E | SCHLEICHER | 6/22/2012  | \$30,582         | \$0              | \$30,582       | \$0        |
| WQ  | 42005    | Briarwood Lutheran Ministries                                   | 2011-1115-MWD-E | DENTON     | 6/22/2012  | \$4,137          | \$0              | \$4,137        | \$0        |



## Singles Programs

## Appendix 1: List of Administrative Orders Issued FY2012

Date Range Selected : 09/01/2011 - 08/31/2012

| PGM | Case No. | Respondent Name  | Docket#         | County      | Order Date | Penalty Assessed | Penalty Deferred | Payable Amount | SEP Offset |
|-----|----------|--|-----------------|-------------|------------|------------------|------------------|----------------|------------|
| WQ  | 42960    | Aqua Utilities, Inc.                                       | 2011-2118-MWD-E | HARRIS      | 6/22/2012  | \$6,300          | \$0              | \$6,300        | \$0        |
| WQ  | 42271    | City of Cotulla  | 2011-1421-MWD-E | LA SALLE    | 6/22/2012  | \$7,680          | \$1,536          | \$0            | \$6,144    |
| WQ  | 42792    | Paisano Redi-Mix Inc                                       | 2011-1942-IWD-E | TARRANT     | 6/22/2012  | \$30,003         | \$6,000          | \$24,003       | \$0        |
| WQ  | 41839    | CITY CONCRETE, INC.  | 2011-0966-IWD-E | WICHITA     | 6/22/2012  | \$27,614         | \$5,522          | \$22,092       | \$0        |
| WQ  | 42375    | Balcones Distilling LLC                                    | 2011-1517-WQ-E  | MCLENNAN    | 6/22/2012  | \$7,500          | \$0              | \$7,500        | \$0        |
| WQ  | 42013    | Karbalai, Rita Laura Redow                                 | 2011-1117-MWD-E | HARRIS      | 6/22/2012  | \$17,640         | \$0              | \$17,640       | \$0        |
| WQ  | 42373    | Mages Group, LLC   | 2011-1516-WQ-E  | NACOGDOCHES | 7/6/2012   | \$7,875          | \$1,575          | \$6,300        | \$0        |
| WQ  | 42558    | City of Morton   | 2011-1700-MWD-E | COCHRAN     | 7/6/2012   | \$9,350          | \$1,870          | \$7,480        | \$0        |
| WQ  | 41965    | CPS Energy   | 2012-0468-WQ-E  | BEXAR       | 7/8/2012   | \$700            | \$0              | \$700          | \$0        |
| WQ  | 42946    | SARATOGA HOMES OF TEXAS AUSTIN, LLC                        | 2011-2094-WQ-E  | BELL        | 7/8/2012   | \$700            | \$0              | \$700          | \$0        |
| WQ  | 43277    | City of Los Fresnos  | 2012-0081-MWD-E | CAMERON     | 7/8/2012   | \$4,375          | \$875            | \$3,500        | \$0        |
| WQ  | 43114    | Mira Vista, Inc.   | 2012-0142-WQ-E  | TAYLOR      | 7/8/2012   | \$3,375          | \$675            | \$2,700        | \$0        |
| WQ  | 42945    | North Orange Water & Sewer, LLC                            | 2011-2100-MWD-E | ORANGE      | 7/8/2012   | \$4,708          | \$941            | \$3,767        | \$0        |
| WQ  | 42954    | Prue Bend Homeowners Association, Inc.                     | 2011-2103-EAQ-E | BEXAR       | 7/8/2012   | \$3,050          | \$610            | \$2,440        | \$0        |
| WQ  | 43194    | KENMARK HOMES, LP  | 2011-2359-WQ-E  | PARKER      | 7/8/2012   | \$2,500          | \$500            | \$2,000        | \$0        |
| WQ  | 42957    | Metroplex Quarry's Inc.                                    | 2011-2112-IWD-E | PALO PINTO  | 7/15/2012  | \$1,848          | \$369            | \$1,479        | \$0        |
| WQ  | 43402    | WATERPARK MANAGEMENT, INC.                                 | 2012-0210-WQ-E  | COMAL       | 7/15/2012  | \$2,300          | \$460            | \$1,840        | \$0        |
| WQ  | 42519    | Paver Investments Limited Partnership                      | 2011-1681-EAQ-E | TRAVIS      | 7/15/2012  | \$2,000          | \$400            | \$1,600        | \$0        |
| WQ  | 43461    | Rhodia Inc.  | 2012-0279-IWD-E | WILBARGER   | 7/15/2012  | \$6,128          | \$1,225          | \$4,903        | \$0        |
| WQ  | 43249    | DRY COMAL CREEK VINEYARDS, INC.                            | 2012-0085-EAQ-E | COMAL       | 7/15/2012  | \$5,625          | \$1,125          | \$4,500        | \$0        |
| WQ  | 42390    | BARR, DOUGLAS LEE  | 2011-1575-WQ-E  | NUECES      | 7/15/2012  | \$4,080          | \$0              | \$4,080        | \$0        |
| WQ  | 43430    | Texas Airstream Harbor, Inc.                               | 2012-0246-MWD-E | ANGELINA    | 7/15/2012  | \$3,982          | \$796            | \$3,186        | \$0        |
| WQ  | 43188    | 2100 Ross Realty LP  | 2011-2351-IWD-E | DALLAS      | 7/15/2012  | \$1,050          | \$210            | \$840          | \$0        |
| WQ  | 40891    | Lopez De Nava, Luis Medina *                               | 2010-2058-IHW-E | WEBB        | 7/27/2012  | \$2,625          | \$0              | \$2,625        | \$0        |
| WQ  | 43330    | TA Operating LLC   | 2012-0133-MWD-E | HILL        | 8/2/2012   | \$35,875         | \$0              | \$35,875       | \$0        |
| WQ  | 41339    | Nueces County Water Control and Improvement District No. 5 | 2011-0431-MWD-E | NUECES      | 8/2/2012   | \$87,605         | \$62,730         | \$24,875       | \$0        |
| WQ  | 43212    | Trinity Pines Conference Center, Inc.                      | 2012-0047-MWD-E | TRINITY     | 8/2/2012   | \$9,450          | \$0              | \$9,450        | \$0        |
| WQ  | 43173    | Montgomery County WCID 1                                   | 2011-2332-MWD-E | MONTGOMERY  | 8/2/2012   | \$13,800         | \$2,760          | \$11,040       | \$0        |
| WQ  | 42466    | City of Yorktown   | 2011-1610-MWD-E | DEWITT      | 8/2/2012   | \$27,540         | \$0              | \$27,540       | \$0        |
| WQ  | 41506    | J&S Water Company, L. L. C.                                | 2011-0599-MWD-E | HARRIS      | 8/2/2012   | \$27,434         | \$5,486          | \$21,948       | \$0        |
| WQ  | 43257    | City of Magnolia   | 2012-0055-MWD-E | MONTGOMERY  | 8/5/2012   | \$1,773          | \$354            | \$1,419        | \$0        |
| WQ  | 43410    | Texas Community Bank National Association                  | 2012-0238-EAQ-E | BEXAR       | 8/5/2012   | \$1,250          | \$250            | \$1,000        | \$0        |
| WQ  | 43714    | Blake Site Corp.   | 2012-0530-WQ-E  | TARRANT     | 8/5/2012   | \$938            | \$187            | \$751          | \$0        |
| WQ  | 43350    | Chemical Specialties, Inc.                                 | 2012-0165-IWD-E | BRAZORIA    | 8/5/2012   | \$3,140          | \$628            | \$2,512        | \$0        |
| WQ  | 43893    | Oncor Electric Delivery Company LLC                        | 2012-0718-WQ-E  | ARCHER      | 8/5/2012   | \$875            | \$0              | \$875          | \$0        |
| WQ  | 43273    | City of Rhome  | 2012-0083-MWD-E | WISE        | 8/5/2012   | \$2,200          | \$440            | \$1,760        | \$0        |
| WQ  | 43895    | Joe Bland Construction, L.P.                               | 2012-0717-WQ-E  | WILLIAMSON  | 8/5/2012   | \$875            | \$0              | \$875          | \$0        |

## Singles Programs

## Appendix 1: List of Administrative Orders Issued FY2012

Date Range Selected : 09/01/2011 - 08/31/2012

| PGM                                       | Case No. | Respondent Name                      | Docket#         | County     | Order Date           | Penalty Assessed    | Penalty Deferred     | Payable Amount      | SEP Offset          |
|---|----------|--------------------------------------|-----------------|------------|----------------------|---------------------|----------------------|---------------------|---------------------|
| WQ  | 43401    | Thomas Excavating, Inc.              | 2012-0211-WQ-E  | PARKER     | 8/5/2012             | \$938               | \$187                | \$751               | \$0                 |
| WQ  | 44007    | GAMBLIN, JAMES D                     | 2012-0848-WQ-E  | MONTAGUE   | 8/12/2012            | \$875               | \$0                  | \$875               | \$0                 |
| WQ  | 44008    | Weiss Sand and Clay, LP              | 2012-0870-WQ-E  | FORT BEND  | 8/12/2012            | \$700               | \$0                  | \$700               | \$0                 |
| WQ  | 43622    | Southwestern Public Service Company  | 2012-0437-IWD-E | LAMB       | 8/12/2012            | \$990               | \$198                | \$792               | \$0                 |
| WQ  | 43376    | S & L Aero, INC.                     | 2012-0253-WQ-E  | EL PASO    | 8/12/2012            | \$1,875             | \$375                | \$1,500             | \$0                 |
| WQ  | 44009    | Mueller Co.                          | 2012-0847-WQ-E  | CAMERON    | 8/12/2012            | \$875               | \$0                  | \$875               | \$0                 |
| WQ  | 43109    | City of Royse City                   | 2011-2273-MWD-E | ROCKWALL   | 8/17/2012            | \$6,000             | \$0                  | \$0                 | \$6,000             |
| WQ  | 42813    | Marine Quest - Hidden Cove, L.P.     | 2011-1955-MWD-E | DENTON     | 8/17/2012            | \$8,484             | \$0                  | \$8,484             | \$0                 |
| WQ  | 41453    | City of Orange                       | 2011-0552-MWD-E | ORANGE     | 8/17/2012            | \$98,350            | \$0                  | \$0                 | \$98,350            |
| WQ  | 43030    | Walnut Cove Water Supply Corporation | 2011-2178-MWD-E | MONTGOMERY | 8/17/2012            | \$29,350            | \$0                  | \$29,350            | \$0                 |
| WQ  | 42834    | City of Port Arthur                  | 2011-1977-MWD-E | JEFFERSON  | 8/19/2012            | \$3,300             | \$0                  | \$3,300             | \$0                 |
| WQ  | 44117    | Rex-Hide Industries, Inc.            | 2012-0959-WQ-E  | SMITH      | 8/26/2012            | \$875               | \$0                  | \$875               | \$0                 |
| WQ  | 43471    | City of Valley View                  | 2012-0282-MWD-E | COOKE      | 8/26/2012            | \$4,388             | \$877                | \$3,511             | \$0                 |
| WQ  | 43411    | Blue Bell Manor Utility Co., Inc. *  | 2012-0235-MWD-E | HARRIS     | 8/26/2012            | \$3,015             | \$603                | \$2,412             | \$0                 |
| WQ  | 44085    | Southeastern Freight Lines, Inc.     | 2012-0923-WQ-E  | WICHITA    | 8/26/2012            | \$875               | \$0                  | \$875               | \$0                 |
| WQ  | 44115    | WRL General Contractors, Ltd.        | 2012-0961-WQ-E  | HENDERSON  | 8/26/2012            | \$875               | \$0                  | \$875               | \$0                 |
| WQ  | 44116    | Batchelder Construction, Inc.        | 2012-0960-WQ-E  | BEXAR      | 8/26/2012            | \$875               | \$0                  | \$875               | \$0                 |
| WQ  | 44084    | Wolff Construction, LP               | 2012-0924-WQ-E  | BELL       | 8/26/2012            | \$875               | \$0                  | \$875               | \$0                 |
| WQ  | 43189    | Mohiuddin, Syed Asif                 | 2012-0043-OSS-E | FORT BEND  | 8/26/2012            | \$1,779             | \$355                | \$1,424             | \$0                 |
| WQ  | 43521    | Trinity River Authority Of Texas     | 2012-0422-WQ-E  | TARRANT    | 8/27/2012            | \$5,625             | \$0                  | \$5,625             | \$0                 |
| WQ  | 43572    | PL Propylene LLC                     | 2012-0376-IWD-E | HARRIS     | 8/27/2012            | \$18,000            | \$3,600              | \$7,200             | \$7,200             |
| WQ  | 43122    | Sasson, Eli Gravierl                 | 2011-2292-MWD-E | HARRIS     | 8/27/2012            | \$16,125            | \$3,225              | \$12,900            | \$0                 |
| WQ  | 41691    | ANDREWS, CHESTER ALTON               | 2011-0792-MWD-E | TARRANT    | 8/27/2012            | \$43,269            | \$35,309             | \$7,960             | \$0                 |
| <b>Subtotal for WQ : 319</b>              |          |                                      |                 |            |                      | <b>\$2,880,685</b>  | <b>\$417,731</b>     | <b>\$1,973,286</b>  | <b>\$489,668</b>    |
| WWA                                       | 41156    | CLOWDUS, LAURENCE ELMER              | 2011-0248-AGR-E | HAMILTON   | 10/17/2011           | \$1,010             | \$202                | \$808               | \$0                 |
| WWA                                       | 39491    | SCHOUTEN, NOVA D *                   | 2010-0585-AGR-E | ERATH      | 10/17/2011           | \$2,600             | \$0                  | \$2,600             | \$0                 |
| WWA                                       | 39017    | SCHOUTEN, NOVA D *                   | 2010-0093-AGR-E | BOSQUE     | 11/3/2011            | \$5,200             | \$0                  | \$5,200             | \$0                 |
| WWA                                       | 41648    | WEST, RONNIE DEWAYNE                 | 2011-0740-AGR-E | JOHNSON    | 11/18/2011           | \$2,250             | \$450                | \$1,800             | \$0                 |
| WWA                                       | 40387    | PX Feeders LLC                       | 2010-1534-AGR-E | HAMILTON   | 12/19/2011           | \$1,050             | \$0                  | \$1,050             | \$0                 |
| WWA                                       | 41737    | R.J. Dairy, L.L.C. *                 | 2011-0846-AGR-E | ERATH      | 12/19/2011           | \$8,090             | \$1,618              | \$6,472             | \$0                 |
| WWA                                       | 40495    | HUNT, ROBERT E III                   | 2010-1655-AGR-E | PARKER     | 2/13/2012            | \$2,625             | \$0                  | \$2,625             | \$0                 |
| WWA                                       | 42182    | Briseno, Arturo                      | 2011-1329-AGR-E | ERATH      | 3/18/2012            | \$1,640             | \$328                | \$1,312             | \$0                 |
| WWA                                       | 42833    | Talsma, Klaas                        | 2011-1984-AGR-E | ERATH      | 6/17/2012            | \$3,300             | \$660                | \$2,640             | \$0                 |
| WWA                                       | 38311    | Omar Aviles                          | 2009-1441-AGR-E | ERATH      | 7/8/2012             | \$1,020             | \$204                | \$816               | \$0                 |
| WWA                                       | 43060    | Koke, Johan Gerrit                   | 2011-2270-AGR-E | ERATH      | 8/12/2012            | \$4,480             | \$896                | \$3,584             | \$0                 |
| <b>Subtotal for WWA : 11</b>              |          |                                      |                 |            |                      | <b>\$33,265</b>     | <b>\$4,358</b>       | <b>\$28,907</b>     | <b>\$0</b>          |
| <b>Total for Singles Programs : 1,722</b> |          |                                      |                 |            | <b>15,316,313.00</b> | <b>1,936,124.00</b> | <b>10,829,614.00</b> | <b>2,550,575.00</b> | <b>2,550,575.00</b> |

Date Range Selected : 09/01/2011 - 08/31/2012

| PGM | Case No. | Respondent Name  | Docket#         | County     | Order Date | Penalty Assessed | Penalty Deferred | Payable Amount | SEP Offset |
|-----|----------|--|-----------------|------------|------------|------------------|------------------|----------------|------------|
| MM  | 41195    | Trinity So PTN, L.P.                                     | 2011-0289-UTL-E | HARRIS     | 9/16/2011  | \$194            | \$38             | \$156          | \$0        |
| MM  | 41341    | Yes Communities, Inc.                                    | 2011-0437-UTL-E | HARRIS     | 9/16/2011  | \$436            | \$87             | \$349          | \$0        |
| MM  | 41971    | CLICK, LEW   | 2011-1083-WOC-E | ERATH      | 9/16/2011  | \$210            | \$0              | \$210          | \$0        |
| MM  | 41900    | HERRIN, DUSTIN   | 2011-1022-WOC-E | NEWTON     | 9/16/2011  | \$210            | \$0              | \$210          | \$0        |
| MM  | 40674    | Moorpark Village, Inc. dba Moorpark Village Water System | 2010-1813-UTL-E | HARRIS     | 9/16/2011  | \$428            | \$0              | \$428          | \$0        |
| MM  | 41379    | City of Pasadena   | 2011-0519-UTL-E | HARRIS     | 9/16/2011  | \$525            | \$105            | \$420          | \$0        |
| MM  | 41805    | DAUGHTRY, JESSE R  | 2011-0925-WOC-E | WALLER     | 9/16/2011  | \$210            | \$0              | \$210          | \$0        |
| MM  | 40024    | Gainesville Foundry, Inc.                                | 2010-1132-MLM-E | COOKE      | 9/16/2011  | \$56,465         | \$0              | \$56,465       | \$0        |
| MM  | 41043    | Linda W Ball   | 2011-0156-UTL-E | HARRIS     | 10/2/2011  | \$735            | \$147            | \$588          | \$0        |
| MM  | 41358    | Houston Airport Hospitality LP                           | 2011-0460-UTL-E | HARRIS     | 10/2/2011  | \$695            | \$139            | \$556          | \$0        |
| MM  | 40626    | Harris County Water Corporation                          | 2010-1776-UTL-E | HARRIS     | 10/2/2011  | \$448            | \$89             | \$359          | \$0        |
| MM  | 39036    | GAVLICK, JOHN R  | 2010-0117-AIR-E | ELLIS      | 10/6/2011  | \$1              | \$0              | \$1            | \$0        |
| MM  | 40646    | Greenwood Place Civic Club, Inc.                         | 2010-1799-UTL-E | HARRIS     | 10/6/2011  | \$428            | \$0              | \$428          | \$0        |
| MM  | 38221    | SWT Farm & Ranch Supply                                  | 2009-1377-MLM-E | *MULTIPLE  | 10/6/2011  | \$9,000          | \$9,000          | \$0            | \$0        |
| MM  | 39596    | Vacation Home Builders, Inc.                             | 2010-0706-MLM-E | POLK       | 10/17/2011 | \$4,637          | \$0              | \$4,637        | \$0        |
| MM  | 41276    | J Mac Tool Inc   | 2011-0366-MLM-E | TARRANT    | 10/17/2011 | \$2,200          | \$440            | \$1,760        | \$0        |
| MM  | 41494    | Sequoia Improvement District                             | 2011-0589-UTL-E | HARRIS     | 10/17/2011 | \$577            | \$115            | \$462          | \$0        |
| MM  | 41378    | Bammel Forest Utility Company                            | 2011-0497-UTL-E | HARRIS     | 10/17/2011 | \$262            | \$52             | \$210          | \$0        |
| MM  | 39899    | CORY, BYRON  | 2010-1005-MLM-E | *MULTIPLE  | 10/22/2011 | \$4,780          | \$0              | \$4,780        | \$0        |
| MM  | 39142    | ESPARZA RODOLFO  | 2010-0244-MLM-E | EL PASO    | 10/22/2011 | \$13,155         | \$9,555          | \$3,600        | \$0        |
| MM  | 40767    | PARSONS, LEON JR   | 2010-1754-MLM-E | HARDIN     | 10/22/2011 | \$2,109          | \$0              | \$2,109        | \$0        |
| MM  | 41027    | TREVINO, GREGORY   | 2011-0124-MLM-E | GALVESTON  | 10/22/2011 | \$4,866          | \$0              | \$4,866        | \$0        |
| MM  | 40966    | DAVIS, HAROLD G  | 2011-0074-MLM-E | GRIMES     | 10/22/2011 | \$2,950          | \$0              | \$2,950        | \$0        |
| MM  | 41397    | CSE Spring Branch LLC                                    | 2011-0507-UTL-E | HARRIS     | 11/3/2011  | \$333            | \$66             | \$267          | \$0        |
| MM  | 41398    | CSE The Village LLC                                      | 2011-0508-UTL-E | HARRIS     | 11/3/2011  | \$321            | \$64             | \$257          | \$0        |
| MM  | 39677    | Tadeo B Pina JR  | 2010-0770-MLM-E | *MULTIPLE  | 11/3/2011  | \$8,340          | \$0              | \$8,340        | \$0        |
| MM  | 41477    | PLASCENCIA, ALFREDO                                      | 2011-0575-MLM-E | REFUGIO    | 11/3/2011  | \$1,972          | \$394            | \$1,578        | \$0        |
| MM  | 41369    | Murphy Oil USA, Inc.                                     | 2011-0462-EAQ-E | WILLIAMSON | 11/3/2011  | \$2,760          | \$552            | \$2,208        | \$0        |
| MM  | 40451    | MCKNIGHT, CECIL L *                                      | 2010-1620-IHW-E | LIBERTY    | 11/6/2011  | \$67,425         | \$0              | \$67,425       | \$0        |
| MM  | 41361    | Mannan, Timothy Ray                                      | 2011-0453-MLM-E | JOHNSON    | 11/6/2011  | \$2,047          | \$0              | \$2,047        | \$0        |
| MM  | 40531    | BLUE, GARY   | 2010-1673-MLM-E | WINKLER    | 11/6/2011  | \$2,505          | \$0              | \$2,505        | \$0        |
| MM  | 41732    | Lake Municipal Utility District                          | 2011-0836-UTL-E | HARRIS     | 11/18/2011 | \$630            | \$126            | \$504          | \$0        |
| MM  | 39991    | Aldine Community Care Center, Inc.                       | 2010-1109-MLM-E | HARRIS     | 12/8/2011  | \$46,478         | \$0              | \$46,478       | \$0        |
| MM  | 42316    | MACGINNIS, THOMAS H                                      | 2011-1467-WOC-E | TYLER      | 12/19/2011 | \$210            | \$0              | \$210          | \$0        |
| MM  | 42165    | GOODMAN, ROBERT A  | 2011-1319-PWS-E | LYNN       | 12/19/2011 | \$210            | \$0              | \$210          | \$0        |
| MM  | 41353    | City of Port Aransas                                     | 2011-0512-MLM-E | NUECES     | 12/19/2011 | \$13,925         | \$2,785          | \$11,140       | \$0        |
| MM  | 42317    | ARMSTRONG, TRAVIS W                                      | 2011-1466-WOC-E | HILL       | 12/19/2011 | \$210            | \$0              | \$210          | \$0        |
| MM  | 42318    | HICKS, WILLIAM STERLING                                  | 2011-1465-WOC-E | HILL       | 12/19/2011 | \$210            | \$0              | \$210          | \$0        |

Date Range Selected : 09/01/2011 - 08/31/2012

| PGM | Case No. | Respondent Name  | Docket#         | County      | Order Date | Penalty Assessed | Penalty Deferred | Payable Amount | SEP Offset |
|-----|----------|--|-----------------|-------------|------------|------------------|------------------|----------------|------------|
| MM  | 38426    | Bisma-Zaeem, Inc.                                      | 2009-1555-MLM-E | VAN ZANDT   | 12/19/2011 | \$13,468         | \$0              | \$13,468       | \$0        |
| MM  | 41382    | Harris County Municipal Utility District 420           | 2011-0480-UTL-E | HARRIS      | 12/19/2011 | \$475            | \$95             | \$380          | \$0        |
| MM  | 41663    | WHITE CLEANERS & LAUNDRY INC                           | 2011-0766-DCL-E | CAMERON     | 12/19/2011 | \$3,015          | \$603            | \$2,412        | \$0        |
| MM  | 41224    | Hunt County  | 2011-0319-MSW-E | HUNT        | 12/19/2011 | \$10,000         | \$0              | \$0            | \$10,000   |
| MM  | 41771    | City of Dell City                                      | 2011-0884-MLM-E | HUDSPETH    | 12/19/2011 | \$9,138          | \$1,827          | \$7,311        | \$0        |
| MM  | 40035    | Am Ja, Inc.  | 2010-1145-DCL-E | *MULTIPLE   | 12/19/2011 | \$2,655          | \$0              | \$2,655        | \$0        |
| MM  | 38528    | PERRY JR, GILBERT WAYNE                                | 2009-1687-IHW-E | VAN ZANDT   | 1/8/2012   | \$4,700          | \$0              | \$4,700        | \$0        |
| MM  | 40703    | City of Driscoll                                       | 2010-1852-MLM-E | NUECES      | 1/27/2012  | \$12,000         | \$2,400          | \$9,600        | \$0        |
| MM  | 42496    | MINALDI, BEVERLY LEE                                   | 2011-1576-WOC-E | JEFFERSON   | 2/10/2012  | \$210            | \$0              | \$210          | \$0        |
| MM  | 42385    | JOHNSON, DON JR  | 2011-1518-WOC-E | ANGELINA    | 2/10/2012  | \$210            | \$0              | \$210          | \$0        |
| MM  | 42459    | OWEN, IVAR V   | 2011-1600-WOC-E | WILLIAMSON  | 2/10/2012  | \$210            | \$0              | \$210          | \$0        |
| MM  | 41413    | MILAGRO INTERESTS, INC.                                | 2011-0517-UTL-E | HARRIS      | 2/10/2012  | \$315            | \$63             | \$252          | \$0        |
| MM  | 41362    | Kingsland Estates Water Supply Corporation             | 2011-0479-UTL-E | HARRIS      | 2/10/2012  | \$472            | \$94             | \$378          | \$0        |
| MM  | 32665    | I. 35 Sandpit, Inc. *                                  | 2010-1027-MSW-E | JOHNSON     | 2/13/2012  | \$6,480          | \$0              | \$6,480        | \$0        |
| MM  | 42201    | Union Pacific Railroad Company                         | 2011-1433-WQ-E  | DALLAS      | 2/18/2012  | \$11,250         | \$0              | \$11,250       | \$0        |
| MM  | 41798    | Levelland/Hockley County Ethanol, LLC                  | 2011-0913-MLM-E | HOCKLEY     | 2/25/2012  | \$5,830          | \$1,166          | \$4,664        | \$0        |
| MM  | 41594    | West Yukon Estates LLC                                 | 2011-0695-UTL-E | HARRIS      | 3/1/2012   | \$450            | \$0              | \$450          | \$0        |
| MM  | 41842    | James A Derryberry                                     | 2011-1039-MLM-E | SAN JACINTO | 3/3/2012   | \$3,074          | \$614            | \$2,460        | \$0        |
| MM  | 40697    | City of Mart   | 2010-1844-MLM-E | MCLENNAN    | 3/16/2012  | \$48,405         | \$43,672         | \$4,733        | \$0        |
| MM  | 42750    | JARAMILLO, HIPOLITO JR                                 | 2011-1893-WOC-E | REFUGIO     | 3/18/2012  | \$210            | \$0              | \$210          | \$0        |
| MM  | 41634    | City of Hilshire Village                               | 2011-0738-UTL-E | HARRIS      | 3/18/2012  | \$588            | \$117            | \$471          | \$0        |
| MM  | 42751    | PEREZ, ALBERT R  | 2011-1892-WOC-E | REFUGIO     | 3/18/2012  | \$210            | \$0              | \$210          | \$0        |
| MM  | 40475    | Fisher, Gerald   | 2010-1608-IHW-E | HARRIS      | 3/23/2012  | \$2,200          | \$0              | \$2,200        | \$0        |
| MM  | 39912    | SLC Construction LLC                                   | 2010-1019-MLM-E | *MULTIPLE   | 3/23/2012  | \$35,600         | \$0              | \$35,600       | \$0        |
| MM  | 42924    | LOPEZ, ROBERT  | 2011-2072-WOC-E | EL PASO     | 4/8/2012   | \$210            | \$0              | \$210          | \$0        |
| MM  | 42925    | GARCIA, MIGUEL A                                       | 2011-2071-WOC-E | EL PASO     | 4/8/2012   | \$210            | \$0              | \$210          | \$0        |
| MM  | 43192    | FOUST, MARK T  | 2011-2355-WOC-E | HARDIN      | 4/21/2012  | \$210            | \$0              | \$210          | \$0        |
| MM  | 43237    | RIOS, JUAN   | 2012-0019-WOC-E | BURNET      | 4/21/2012  | \$210            | \$0              | \$210          | \$0        |
| MM  | 42333    | Lone Star Ready-Mix, L.P.                              | 2011-1489-MLM-E | WILLIAMSON  | 5/12/2012  | \$4,900          | \$980            | \$3,920        | \$0        |
| MM  | 42507    | Nueces County Water Control and Improvement District 3 | 2011-1645-MLM-E | NUECES      | 5/12/2012  | \$3,503          | \$700            | \$2,803        | \$0        |
| MM  | 41825    | OCONNOR, LOUIS   | 2011-0947-MLM-E | GALVESTON   | 5/13/2012  | \$3,192          | \$0              | \$3,192        | \$0        |
| MM  | 42420    | City of Nederland                                      | 2011-1560-MLM-E | JEFFERSON   | 5/24/2012  | \$4,650          | \$930            | \$3,720        | \$0        |
| MM  | 42230    | The Consolidated Water Supply Corporation              | 2011-1508-MLM-E | HOUSTON     | 5/24/2012  | \$992            | \$198            | \$794          | \$0        |
| MM  | 42500    | F A L C Enterprises, LLC.                              | 2011-1646-MLM-E | EL PASO     | 5/24/2012  | \$4,965          | \$993            | \$3,972        | \$0        |
| MM  | 42718    | Artemio Martinez                                       | 2011-1875-MLM-E | CAMERON     | 5/25/2012  | \$10,431         | \$2,086          | \$8,345        | \$0        |
| MM  | 41784    | Coil Tubing Services, L. L. C.                         | 2011-0916-MLM-E | JIM WELLS   | 5/25/2012  | \$16,904         | \$3,380          | \$13,524       | \$0        |
| MM  | 39930    | PANKRATZ, THOMAS                                       | 2010-1105-MLM-E | KENDALL     | 5/25/2012  | \$7,404          | \$0              | \$7,404        | \$0        |
| MM  | 42255    | MeadWestvaco Texas, L.P.                               | 2011-1402-MLM-E | *MULTIPLE   | 5/25/2012  | \$7,966          | \$1,592          | \$6,374        | \$0        |

Date Range Selected : 09/01/2011 - 08/31/2012

| PGM   | Case No. | Respondent Name                           | Docket#         | County      | Order Date | Penalty Assessed     | Penalty Deferred    | Payable Amount       | SEP Offset          |                     |
|---|----------|---|-----------------|-------------|------------|----------------------|---------------------|----------------------|---------------------|---------------------|
| MM  | 42621    | GOMEZ, ROGER                              | 2011-1769-MLM-E | BAILEY      | 5/25/2012  | \$9,000              | \$1,800             | \$7,200              | \$0                 |                     |
| MM  | 42799    | City of Ropesville                        | 2011-1944-MLM-E | HOCKLEY     | 6/7/2012   | \$5,950              | \$1,190             | \$4,760              | \$0                 |                     |
| MM  | 42916    | Clear Lake Services, Inc.                 | 2011-2060-MLM-E | HARRIS      | 6/8/2012   | \$9,527              | \$1,904             | \$7,623              | \$0                 |                     |
| MM  | 36265    | VASQUEZ, MARK A                           | 2010-1973-MLM-E | BEXAR       | 6/8/2012   | \$30,444             | \$0                 | \$30,444             | \$0                 |                     |
| MM  | 42027    | PAPE, SHANE *                             | 2011-1151-MLM-E | BEXAR       | 6/14/2012  | \$88,275             | \$0                 | \$88,275             | \$0                 |                     |
| MM  | 38671    | Cynthia Ann Batiste                       | 2011-1765-MLM-E | JEFFERSON   | 6/14/2012  | \$10,400             | \$0                 | \$10,400             | \$0                 |                     |
| MM  | 42257    | GARZA, ALBERTO *                          | 2011-1405-MLM-E | CAMERON     | 6/15/2012  | \$7,500              | \$0                 | \$7,500              | \$0                 |                     |
| MM  | 41922    | Lummus Technology Inc.                    | 2011-1033-IHW-E | HARRIS      | 6/15/2012  | \$4,000              | \$0                 | \$4,000              | \$0                 |                     |
| MM  | 41796    | Farrell, Lee Ann                          | 2011-0910-MLM-E | SAN JACINTO | 6/15/2012  | \$2,784              | \$1,584             | \$1,200              | \$0                 |                     |
| MM  | 42900    | Seneca Water Supply Corporation           | 2011-2042-MLM-E | TYLER       | 6/17/2012  | \$3,395              | \$679               | \$2,716              | \$0                 |                     |
| MM  | 42864    | BRIDGEPORT TRUCK MANUFACTURING, INC.      | 2011-2000-MLM-E | WISE        | 6/17/2012  | \$5,792              | \$1,158             | \$4,634              | \$0                 |                     |
| MM  | 41338    | REALTY ALLIANCE *                         | 2011-0430-IHW-E | *MULTIPLE   | 6/22/2012  | \$5,000              | \$0                 | \$5,000              | \$0                 |                     |
| MM  | 43773    | BUSH, BILLY J                             | 2012-0578-WOC-E | EASTLAND    | 7/8/2012   | \$175                | \$0                 | \$175                | \$0                 |                     |
| MM  | 43766    | CANTU, LONGINO J JR                       | 2012-0582-WOC-E | JONES       | 7/8/2012   | \$175                | \$0                 | \$175                | \$0                 |                     |
| MM  | 43770    | LINSTAEDTER, RONNIE                       | 2012-0580-WOC-E | MILAM       | 7/15/2012  | \$175                | \$0                 | \$175                | \$0                 |                     |
| MM  | 43774    | KRESTA, CLYDE R                           | 2012-0577-WOC-E | RUNNELS     | 7/15/2012  | \$175                | \$0                 | \$175                | \$0                 |                     |
| MM  | 42667    | MARTIN, KENNETH                           | 2011-1889-MLM-E | ORANGE      | 7/26/2012  | \$9,975              | \$0                 | \$9,975              | \$0                 |                     |
| MM  | 41721    | City of Edinburg                          | 2011-0862-MLM-E | HIDALGO     | 8/2/2012   | \$12,000             | \$2,400             | \$0                  | \$9,600             |                     |
| MM  | 43984    | WEBSTER, ORDIA B                          | 2012-0810-WOC-E | REFUGIO     | 8/5/2012   | \$175                | \$0                 | \$175                | \$0                 |                     |
| MM  | 43207    | E. S. Water Utility Consolidators Inc.    | 2012-0028-MLM-E | MONTGOMERY  | 8/5/2012   | \$160                | \$32                | \$128                | \$0                 |                     |
| MM  | 42615    | Newell Recycling Company of El Paso, L.P. | 2011-1758-MLM-E | EL PASO     | 8/5/2012   | \$4,837              | \$967               | \$3,870              | \$0                 |                     |
| MM  | 43252    | LTT & HK Investments, LLP                 | 2012-0052-DCL-E | HARRIS      | 8/5/2012   | \$3,775              | \$755               | \$3,020              | \$0                 |                     |
| MM  | 43910    | GOMEZ, ERNESTO E                          | 2012-0719-WOC-E | LYNN        | 8/5/2012   | \$175                | \$0                 | \$175                | \$0                 |                     |
| MM  | 43508    | Thelin Recycling Company, L.P. *          | 2012-0325-MLM-E | JOHNSON     | 8/12/2012  | \$750                | \$150               | \$600                | \$0                 |                     |
| MM  | 41260    | Effective Environmental, Inc.             | 2011-0348-MLM-E | NAVARRO     | 8/17/2012  | \$16,375             | \$0                 | \$8,188              | \$8,187             |                     |
| MM  | 42911    | City of Domino                            | 2011-2047-MLM-E | CASS        | 8/17/2012  | \$2,642              | \$0                 | \$2,642              | \$0                 |                     |
| MM  | 44050    | ROBERT STANLEY EDWARDS                    | 2012-0933-WOC-E | JOHNSON     | 8/26/2012  | \$175                | \$0                 | \$175                | \$0                 |                     |
| MM  | 42641    | Exterran Energy Solutions LP              | 2011-1838-MLM-E | VICTORIA    | 8/27/2012  | \$21,241             | \$4,248             | \$8,497              | \$8,496             |                     |
| <b>Total for Multi-Media Programs : 104</b> |          |   |                 |             |            | <b>745,056.00</b>    | <b>102,131.00</b>   | <b>606,642.00</b>    | <b>36,283.00</b>    | <b>36,283.00</b>    |
| <b>Total for all Programs :1,826</b>        |          |   |                 |             |            | <b>16,061,369.00</b> | <b>2,038,255.00</b> | <b>11,436,256.00</b> | <b>2,586,858.00</b> | <b>2,586,858.00</b> |

**Summary of SEPs:**

**Total Orders :** 1826  
**Orders with SEPs :** 146  
**Orders with SEPs % :** 8.0  
**Orders with SEP Offset % :** 18.4

\* There are Multiple Respondent Names associated to this Case No.

## Appendix 2: List of SEP's & SEP Projects - FY2012

### Single Program

Date Range Selected : 09/01/2011 - 08/31/2012

| PGM | Case No. | Respondent Name                      | Effective Date   | Ratio  | Assessed Amt | Deferred Amt | Payable Amt | SEP Cost  | SEP Offset |
|-----|----------|--------------------------------------|--|--------|--------------|--------------|-------------|-----------|------------|
| AQ  | 42269    | INVISTA S.a r.l.                     | 04/08/2012   | 1.00:1 | 4,725.00     | 945.00       | 1,890.00    | 1,890.00  | 1,890.00   |
|     |          | POLLUTION PREVENTION                 | The Respondent shall contribute the SEP Offset Amount to the Third-Party Recipient named above. The contribution will be to Texas PTA for the Clean School Bus Program in Texas Air Quality Control Region as set forth in an agreement between the Third-Party Recipient and the TCEQ. Specifically, the contribution will be used to reimburse local school districts for the cost of the following activities to reduce emissions: 1) replacing older diesel buses with alternative fuelled or clean diesel buses; or 2) retrofitting older diesel buses with new, cleaner technology. All dollars contributed will be used solely for the direct cost of the project and no portion will be spent on administrative costs. The SEP will be done in accordance with all federal, state and local environmental laws and regulations |        |              |              |             | 1,890.00  | 1,890.00   |
| AQ  | 42561    | Kuraray America, Inc.                | 05/25/2012   | 1.00:1 | 95,193.00    | 19,038.00    | 38,078.00   | 38,077.00 | 38,077.00  |
|     |          | POLLUTION PREVENTION                 | SEP funds will be used to supplement existing operation of a network of ambient air monitoring stations that continuously measure and record concentrations of ambient air pollutants.   |        |              |              |             | 38,077.00 | 38,077.00  |
| AQ  | 43131    | Chevron Phillips Chemical Company LP | 07/06/2012   | 1.00:1 | 23,000.00    | 4,600.00     | 9,200.00    | 9,200.00  | 9,200.00   |
|     |          | POLLUTION PREVENTION                 | SEP funds will be used to install or retrofit, operate, maintain, and potentially expand air monitoring stations in Harris County to continuously monitor ambient air for total non-methane hydrocarbons and hazardous air pollutants (HAPs). Specifically, SEP funds will be used to purchase equipment (such as automated canister samplers), hardware, software, and licenses to enable the monitoring.   |        |              |              |             | 9,200.00  | 9,200.00   |
| AQ  | 43155    | BASF Corporation                     | 08/17/2012   | 1.00:1 | 8,325.00     | 1,665.00     | 3,330.00    | 3,330.00  | 3,330.00   |
|     |          | POLLUTION PREVENTION                 | SEP funds will be used to supplement existing operation of a network of ambient air monitoring stations that continuously measure and record concentrations of ambient air pollutants.   |        |              |              |             | 3,330.00  | 3,330.00   |
| AQ  | 41396    | City Public Service                  | 06/08/2012   | 1.00:1 | 24,000.00    | 4,800.00     | 0.00        | 19,200.00 | 19,200.00  |
|     |          | POLLUTION PREVENTION                 | Project will fuse funds to aid local school districts, area transit agencies, and local governments in need of funding assistance to pay for the cost of the following activities to reduce emissions: 1) replacing older diesel buses with alternative fueled or clean diesel buses; or 2) retrofitting older diesel buses with new cleaner technology. RC&D shall disburse funds to school districts, area transit agencies, or local governments on a needs-rated basis, using non-attainment area status, condition of buses, or economic status of recipient as possible rating factors if competition for funds exists.<br><br>Minimum Contribution: \$1,500   |        |              |              |             | 19,200.00 | 19,200.00  |
| AQ  | 43630    | LANXESS Corporation                  | 08/26/2012   | 1.00:1 | 6,563.00     | 1,312.00     | 2,626.00    | 2,625.00  | 2,625.00   |
|     |          | POLLUTION PREVENTION                 | Project will fuse funds to aid local school districts, area transit agencies, and local governments in need of funding assistance to pay for the cost of activities to reduce emissions.   |        |              |              |             | 2,625.00  | 2,625.00   |
| AQ  | 41383    | Shell Oil Company                    | 10/17/2011   | 1.00:1 | 10,000.00    | 0.00         | 5,000.00    | 5,000.00  | 5,000.00   |

\* There are Multiple Respondent Names associated to this Case No.

## Appendix 2: List of SEP's & SEP Projects - FY2012

### Single Program

|                      |   |          |          |
|----------------------|---|----------|----------|
| POLLUTION PREVENTION | <p>The Respondent will contribute to Barbers Hill Independent School District's ("Barbers Hill ISD") Alternative Fueled Vehicle and Equipment Program in Chambers County. The contribution will be used in accordance with the Supplemental Environmental Project Agreement between Barbers Hill ISD and the Texas Commission on Environmental Quality. SEP monies will be used to retire current diesel-powered or gasoline powered vehicles and equipment and replace those vehicles and equipment with alternative-fueled vehicles and equipment; convert current vehicles and equipment to alternative-fueled equipment; or retrofit current gasoline or diesel-powered equipment.</p> <p>Environmental Benefits: Replacement of gasoline and diesel powered lawnmowers, heavy equipment, and vehicles with lower-emission items will reduce air pollution emissions of particulate matter (PM), volatile organic carbon (VOC) compounds, nitrogen oxides (NOx), and other pollutants associated with the combustion of fuel.</p> | 5,000.00 | 5,000.00 |
|----------------------|---|----------|----------|

| AQ | 39783                | Valero Refining-Texas, L.P. *   | 11/18/2011 | 1.00:1 | 292,291.00 | 58,456.00 | 165,781.00 | 68,054.00 | 68,054.00 |
|----|----------------------|---|------------|--------|------------|-----------|------------|-----------|-----------|
|    | POLLUTION PREVENTION | Respondent shall contribute the SEP Offset Amount to the Third-Party Recipient named above. The contribution will be to the Bayou Land Conservancy for the Spring Creek Greenway Project. The contribution will be used in accordance with the Supplemental Environmental Project Agreement between the Third-Party Recipient and the TCEQ (the "Project"). Specifically, this SEP will focus on preserving multiple tracts of land comprising approximately 1,000 acres in the riparian corridor east of FM 2978 and west of U.S. 59. The Third-Party Recipient shall use SEP Funds to acquire conservation easements on these tracts to provide permanent protection and stewardship of these lands and waters. The Third-Party Recipient shall also use SEP Funds to conduct restoration work, including tree plantings, on these tracts, as needed. All property acquired in whole or in part with SEP Funds must be preserved in perpetuity through a conservation easement that complies with Subchapter A, Chapter 183, Texas Na |            |        |            |           |            | 29,758.00 | 29,758.00 |
|    | POLLUTION PREVENTION | AutoCheck is a remote vehicle emission sensing system that identifies polluting vehicles and informs the vehicle operators about the health of their vehicle via a large electronic sign. Once a vehicle is identified, qualified service stations perform repairs on identified polluting vehicles. Pre and post emissions tests are performed and tracked, and the service stations are reimbursed for their expenses. SEP monies will be used to pay for repair vouchers, equipment maintenance, and a program operator. The SEP will be performed in accordance with all federal, state and local environmental laws and regulations.   |            |        |            |           |            | 34,250.00 | 34,250.00 |
|    | POLLUTION PREVENTION | SEP funds will be used by the Third-Party Recipient to purchase equipment (such as automated canister samplers), hardware, software, and licenses to enable the monitoring, and for the cost of operating, maintaining, and periodically upgrading or adding to these air monitoring stations along with ancillary equipment approved by TCEQ. Performing Party shall ensure that the data is validated and sent to TCEQ's Leading Environmental Analysis and Display (LEADS) system. All costs associated with the collection, transfer, and formatting of these data to be compatible with the LEADS system is the responsibility of the Third-Party Recipient.   |            |        |            |           |            | 4,046.00  | 4,046.00  |

| AQ | 43111                | The Dow Chemical Company  | 08/02/2012 | 1.00:1 | 10,000.00 | 2,000.00 | 4,000.00 | 4,000.00 | 4,000.00 |
|----|----------------------|---|------------|--------|-----------|----------|----------|----------|----------|
|    | POLLUTION PREVENTION | The contribution will be used in accordance with the Supplemental Environmental Project Agreement between the Houston-Galveston AERCO and the Texas Commission on Environmental Quality. SEP monies will be used to pay for the cost of replacing older diesel buses with alternative fueled or clean diesel buses. |            |        |           |          |          | 4,000.00 | 4,000.00 |

\* There are Multiple Respondent Names associated to this Case No.

## Appendix 2: List of SEP's & SEP Projects - FY2012

### Single Program

|    |       |  |  |        |           |          |           |           |           |
|----|-------|--|--|--------|-----------|----------|-----------|-----------|-----------|
| AQ | 42607 | Baytown Energy Center, LLC                   | 05/25/2012   | 1.00:1 | 36,025.00 | 7,205.00 | 14,410.00 | 14,410.00 | 14,410.00 |
|    |       | POLLUTION PREVENTION                         | SEP monies will be used to pay for the cost of replacing older diesel buses with alternative fueled or clean diesel buses.   |        |           |          | 14,410.00 | 14,410.00 |           |
| AQ | 41233 | ExxonMobil Oil Corporation                   | 10/02/2011   | 1.00:1 | 10,000.00 | 2,000.00 | 4,000.00  | 4,000.00  | 4,000.00  |
|    |       | POLLUTION PREVENTION                         | SEP funds will be used by the Third-Party Recipient to purchase equipment (such as automated canister samplers), hardware, software, and licenses to enable the monitoring, and for the cost of operating, maintaining, and periodically upgrading or adding to these air monitoring stations along with ancillary equipment approved by TCEQ. Performing Party shall ensure that the data is validated and sent to TCEQ's Leading Environmental Analysis and Display (LEADS) system. All costs associated with the collection, transfer, and formatting of these data to be compatible with the LEADS system is the responsibility of the Third-Party Recipient.  |        |           |          | 4,000.00  | 4,000.00  |           |
| AQ | 42254 | BASF FINA Petrochemicals Limited Partnership | 05/25/2012   | 1.00:1 | 20,130.00 | 4,026.00 | 8,052.00  | 8,052.00  | 8,052.00  |
|    |       | POLLUTION PREVENTION                         | Conduct home energy audits and to assist low income residents in the West Port Arthur area in improving their homes' energy efficiency such as by caulking, weatherizing, insulating, and replacing heating and cooling systems and major appliances with new, energy efficient equipment.   |        |           |          | 8,052.00  | 8,052.00  |           |
| AQ | 42785 | Oxy Vinyls, LP                               | 06/07/2012   | 1.00:1 | 5,275.00  | 1,055.00 | 2,110.00  | 2,110.00  | 2,110.00  |
|    |       | POLLUTION PREVENTION                         | SEP funds will be used to supplement existing operation of a network of ambient air monitoring stations that continuously measure and record concentrations of ambient air pollutants. Specifically, SEP Funds will be used to operate, maintain, and potentially expand portions of the existing ambient air quality monitoring network in the Houston area in order to continue to provide information on data quality and trends to the public, TCEQ, and industry representatives.   |        |           |          | 2,110.00  | 2,110.00  |           |
| AQ | 41553 | E. I. du Pont de Nemours and Company         | 12/19/2011   | 1.00:1 | 30,102.00 | 6,020.00 | 12,041.00 | 12,041.00 | 12,041.00 |
|    |       | POLLUTION PREVENTION                         | Respondent shall contribute the SEP Offset Amount to the Third-Party Recipient named above. The contribution will be to Texas Air Research Center for the Flare Minimization and Air Quality Modeling project. The contribution will be used in accordance with the Supplemental Environmental Project executed on October 30, 2009, between the Third-Party Recipient and the TCEQ (the "Project"). Specifically, the SEP Offset Amount will be used for advanced modeling involving utilizing optimization and plant-wide dynamic simulation to cause reductions in flaring during turnaround operations at industrial facilities. Flaring during turnaround operations (startups and shutdowns) at industrial facilities is a substantial source of both volatile organic compounds (VOCs) and highly reactive volatile organic compounds (HRVOCs), and flaring results in considerable loss of energy and resources. Reductions in VOC and HRVOC emissions are expected to occur primarily through reducing the duration of turnar |        |           |          | 12,041.00 | 12,041.00 |           |
| AQ | 42137 | Martech, LLC                                 | 02/18/2012   | 1.00:1 | 8,750.00  | 1,750.00 | 0.00      | 7,000.00  | 7,000.00  |
|    |       | POLLUTION PREVENTION                         | SEP funds will be used to construct, operate, maintain, and potentially expand a network of continuous ambient monitoring stations ("CAMS") that monitor both air toxics and ozone precursors.   |        |           |          | 7,000.00  | 7,000.00  |           |
| AQ | 43036 | Motiva Enterprises LLC                       | 08/02/2012   | 1.00:1 | 10,062.00 | 2,012.00 | 4,025.00  | 4,025.00  | 4,025.00  |

\* There are Multiple Respondent Names associated to this Case No.



## Appendix 2: List of SEP's & SEP Projects - FY2012

### Single Program

|    |                      |   |            |          |            |          |            |            |            |
|----|----------------------|---|------------|----------|------------|----------|------------|------------|------------|
|    | POLLUTION PREVENTION | SEP Funds will be used to conduct home energy audits, to make repairs and upgrades to older homes, and to cover the incremental cost of replacing older energy-inefficient appliances with more energy-efficient ones for low-income homeowners in the West Port Arthur area.   | 4,025.00   | 4,025.00 |            |          |            |            |            |
| AQ | 42449                | Chevron Phillips Chemical Company LP  | 04/05/2012 | 1.00:1   | 18,775.00  | 3,755.00 | 7,510.00   | 7,510.00   | 7,510.00   |
|    | POLLUTION PREVENTION | Conduct home energy audits and to assist low income residents in the West Port Arthur area in improving their homes' energy efficiency such as by caulking, weatherizing, insulating, and replacing heating and cooling systems and major appliances with new, energy efficient equipment.  |            |          |            |          | 7,510.00   | 7,510.00   |            |
| AQ | 41416                | Rohm and Haas Texas Incorporated  | 11/18/2011 | 1.00:1   | 124,405.00 | 0.00     | 62,203.00  | 62,202.00  | 62,202.00  |
|    | POLLUTION PREVENTION | The contribution will be used in accordance with the Supplemental Environmental Project Agreement between the Houston-Galveston AERCO and the Texas Commission on Environmental Quality. SEP monies will be used to pay for the cost of replacing older diesel buses with alternative fueled or clean diesel buses.   |            |          |            |          | 62,202.00  | 62,202.00  |            |
| AQ | 41485                | The Dow Chemical Company  | 11/18/2011 | 1.00:1   | 10,000.00  | 2,000.00 | 4,000.00   | 4,000.00   | 4,000.00   |
|    | POLLUTION PREVENTION | The contribution will be used in accordance with the Supplemental Environmental Project Agreement between the Houston-Galveston AERCO and the Texas Commission on Environmental Quality. SEP monies will be used to pay for the cost of replacing older diesel buses with alternative fueled or clean diesel buses.   |            |          |            |          | 4,000.00   | 4,000.00   |            |
| AQ | 42579                | Enterprise Products Operating LLC   | 06/08/2012 | 1.00:1   | 5,000.00   | 0.00     | 2,500.00   | 2,500.00   | 2,500.00   |
|    | POLLUTION PREVENTION | SEP monies will be used to pay for the cost of replacing older diesel buses with alternative fueled or clean diesel buses.  |            |          |            |          | 2,500.00   | 2,500.00   |            |
| AQ | 39831                | Valero Refining-Texas, L.P.   | 11/03/2011 | 1.00:1   | 591,798.00 | 0.00     | 295,899.00 | 295,899.00 | 295,899.00 |
|    | POLLUTION PREVENTION | <p>The Respondent shall contribute to the Third-Party Recipient pursuant to the agreement between the Third-Party Recipient and the TCEQ. Specifically, the contribution will be used to aid local school districts, area transit agencies, and local governments in need of funding assistance to pay for the cost of the following activities to reduce emissions: 1) replacing older diesel buses with alternative fuelled or clean diesel buses; or 2) retrofitting older diesel buses with new, cleaner technology. The funds will be disbursed on a needs-rated basis, using non-attainment area status, condition of buses, and economic status of the recipient as possible rating factors if competition for the funds exists. To maximize funds, retrofitting will take priority over replacement of buses. Older buses deemed not suitable for retrofitting will be permanently retired and sold only for scrap.</p> <p>Acceptable retrofit technologies include particulate matter traps, diesel particulate matter filters, nitrogen oxides (NOx) reduction catalyst technology in combination with diesel particulate filters, and other emission control technologies that are developed and approved by the United States Environmental Protection Agency ("EPA") or the California Air Resources Board. invoices and other documentation to show that the retrofits were completed. Retrofit technologies include particulate matter traps, diesel particulate matter filters, NOx reduction catalyst technology in combination with diesel particulate filters, and other emission control technologies that are developed and approved by EPA or the California Air Resources Board.</p> |            |          |            |          | 295,899.00 | 295,899.00 |            |

\* There are Multiple Respondent Names associated to this Case No.

## Appendix 2: List of SEP's & SEP Projects - FY2012

### Single Program

|    |       |                                  |   |        |           |           |           |           |           |
|----|-------|----------------------------------|---|--------|-----------|-----------|-----------|-----------|-----------|
| AQ | 41686 | Lyondell Chemical Company        | 12/19/2011  | 1.00:1 | 6,625.00  | 1,325.00  | 2,650.00  | 2,650.00  | 2,650.00  |
|    |       | POLLUTION PREVENTION             | <p>The Respondent shall contribute the SEP offset amount to the Third-Party Recipient named above. The contribution will be to The Sheltering Arms to be used for the Sheltering Arms Weatherization Assistance Program as set forth in the Agreement between the Third-Party Recipient and TCEQ. The SEP offset amount shall be used to perform energy efficiency upgrades on low-income homes in Harris County. Specifically, the SEP offset amount may only be used for: 1) purchase and installation of compact fluorescent light bulbs; 2) the incremental cost of replacement of energy-inefficient fans and refrigerators with energy-efficient models; 3) the incremental cost of replacement of energy-inefficient washers and dryers with energy-efficient models; 4) sheetrock repairs to sustain and protect new attic insulation; 5) floor repairs to prevent air leaks; 6) repairs to patches made to sheetrock during the addition of all new insulation; and 7) other direct costs authorized in advance by TCEQ.</p> |        |           |           | 2,650.00  | 2,650.00  |           |
| AQ | 42166 | Shell Oil Company                | 05/25/2012  | 1.00:1 | 10,000.00 | 2,000.00  | 4,000.00  | 4,000.00  | 4,000.00  |
|    |       | POLLUTION PREVENTION             | <p>The contribution will be used in accordance with the Supplemental Environmental Project Agreement between the Houston-Galveston AERCO and the Texas Commission on Environmental Quality. SEP monies will be used to pay for the cost of replacing older diesel buses with alternative fueled or clean diesel buses.</p>  |        |           |           | 4,000.00  | 4,000.00  |           |
| AQ | 41571 | ONEOK Hydrocarbon Southwest, LLC | 01/27/2012  | 1.00:1 | 82,875.00 | 16,575.00 | 33,150.00 | 33,150.00 | 33,150.00 |
|    |       | POLLUTION PREVENTION             | <p>Performing Party shall use SEP Funds to perform energy efficiency upgrades on public buildings and infrastructure. Specifically, SEP Funds may only be used for: 1) the cost of conducting energy efficiency audits; 2) the incremental cost for construction or implementation of energy-efficiency upgrades (versus the cost of non-energy efficiency upgrades); 3) the incremental cost of purchase of more energy-efficient equipment or appliances (versus the cost of purchasing non-energy efficient equipment or appliances); or 4) other direct costs authorized in advance by TCEQ.</p> <p>Environmental Benefits: reduce fuel and electricity usage for heating and cooling and other day-to-day operations. These reductions will reduce emissions of particulate matter (PM), volatile organic carbon (VOC) compounds, nitrogen oxides (NOx), and other pollutants associated with the combustion of fuel and generation of electricity.</p>  |        |           |           | 33,150.00 | 33,150.00 |           |
| AQ | 41441 | Exxon Mobil Corporation          | 02/18/2012  | 1.00:1 | 13,300.00 | 2,660.00  | 5,320.00  | 5,320.00  | 5,320.00  |
|    |       | POLLUTION PREVENTION             | <p>The contribution will be used in accordance with the Supplemental Environmental Project Agreement between the Houston-Galveston AERCO and the Texas Commission on Environmental Quality. SEP monies will be used to pay for the cost of replacing older diesel buses with alternative fueled or clean diesel buses.</p>  |        |           |           | 5,320.00  | 5,320.00  |           |
| AQ | 43070 | Eastman Chemical Company         | 07/06/2012  | 1.00:1 | 7,975.00  | 0.00      | 3,988.00  | 3,987.00  | 3,987.00  |

\* There are Multiple Respondent Names associated to this Case No.

## Appendix 2: List of SEP's & SEP Projects - FY2012

### Single Program

|    |                      |  |            |        |            |           |            |            |            |
|----|----------------------|--|------------|--------|------------|-----------|------------|------------|------------|
|    | POLLUTION PREVENTION | The Respondent shall contribute the SEP Offset Amount to the Third-Party Recipient named above. The contribution will be to Texas PTA for the Clean School Bus Program in Texas Air Quality Control Region as set forth in an agreement between the Third-Party Recipient and the TCEQ. Specifically, the contribution will be used to reimburse local school districts for the cost of the following activities to reduce emissions: 1) replacing older diesel buses with alternative fuelled or clean diesel buses; or 2) retrofitting older diesel buses with new, cleaner technology. All dollars contributed will be used solely for the direct cost of the project and no portion will be spent on administrative costs. The SEP will be done in accordance with all federal, state and local environmental laws and regulations |            |        |            |           | 3,987.00   | 3,987.00   |            |
| AQ | 43027                | South Hampton Resources, Inc.  | 06/17/2012 | 1.00:1 | 3,822.00   | 764.00    | 1,529.00   | 1,529.00   | 1,529.00   |
|    | POLLUTION PREVENTION | The Respondent shall contribute the SEP Offset Amount to the Third-Party Recipient named above. The contribution will be to Texas PTA for the Clean School Bus Program in Texas Air Quality Control Region as set forth in an agreement between the Third-Party Recipient and the TCEQ. Specifically, the contribution will be used to reimburse local school districts for the cost of the following activities to reduce emissions: 1) replacing older diesel buses with alternative fuelled or clean diesel buses; or 2) retrofitting older diesel buses with new, cleaner technology. All dollars contributed will be used solely for the direct cost of the project and no portion will be spent on administrative costs. The SEP will be done in accordance with all federal, state and local environmental laws and regulations |            |        |            |           | 1,529.00   | 1,529.00   |            |
| AQ | 43225                | Union Carbide Corporation  | 08/02/2012 | 1.00:1 | 63,384.00  | 12,676.00 | 25,354.00  | 25,354.00  | 25,354.00  |
|    | POLLUTION PREVENTION | The contribution will be used in accordance with the Supplemental Environmental Project Agreement between the Houston-Galveston AERCO and the Texas Commission on Environmental Quality.   |            |        |            |           | 25,354.00  | 25,354.00  |            |
| AQ | 42669                | DCP Midstream, LP  | 08/02/2012 | 1.00:1 | 631,628.00 | 0.00      | 315,814.00 | 315,814.00 | 315,814.00 |
|    | POLLUTION PREVENTION | The contribution will be used in accordance with the SEP between the Third-Party Recipient and the TCEQ. Specifically, the contribution will be used to reduce nitrogen oxides, volatile organic compounds, carbon monoxide, and particulate matter emissions by replacing older diesel buses with newer buses that meet more stringent emission standards.  |            |        |            |           | 315,814.00 | 315,814.00 |            |
| AQ | 41580                | NuStar Terminals Partners TX L.P.  | 12/19/2011 | 1.00:1 | 4,300.00   | 860.00    | 1,720.00   | 1,720.00   | 1,720.00   |
|    | POLLUTION PREVENTION | SEP funds will be used to supplement existing operation of a network of ambient air monitoring stations that continuously measure and record concentrations of ambient air pollutants. Specifically, SEP Funds will be used to operate, maintain, and potentially expand portions of the existing ambient air quality monitoring network in the Houston area in order to continue to provide information on data quality and trends to the public, TCEQ, and industry representatives.   |            |        |            |           | 1,720.00   | 1,720.00   |            |
| AQ | 41235                | ConocoPhillips Company   | 11/03/2011 | 1.00:1 | 141,925.00 | 0.00      | 70,963.00  | 70,962.00  | 70,962.00  |

\* There are Multiple Respondent Names associated to this Case No.

## Appendix 2: List of SEP's & SEP Projects - FY2012

### Single Program

|    |                      |  |            |           |           |          |          |          |          |
|----|----------------------|--|------------|-----------|-----------|----------|----------|----------|----------|
|    | POLLUTION PREVENTION | The Respondent shall contribute the SEP Offset Amount to the Third-Party Recipient named above. The contribution will be to Texas PTA for the Clean School Bus Program in Texas Air Quality Control Region as set forth in an agreement between the Third-Party Recipient and the TCEQ. Specifically, the contribution will be used to reimburse local school districts for the cost of the following activities to reduce emissions: 1) replacing older diesel buses with alternative fuelled or clean diesel buses; or 2) retrofitting older diesel buses with new, cleaner technology. All dollars contributed will be used solely for the direct cost of the project and no portion will be spent on administrative costs. The SEP will be done in accordance with all federal, state and local environmental laws and regulations   | 70,962.00  | 70,962.00 |           |          |          |          |          |
| AQ | 42880                | Union Carbide Corporation  | 08/17/2012 | 1.00:1    | 11,550.00 | 2,310.00 | 4,620.00 | 4,620.00 | 4,620.00 |
|    | POLLUTION PREVENTION | The contribution will be used in accordance with the Supplemental Environmental Project Agreement between the Houston-Galveston AERCO and the Texas Commission on Environmental Quality. SEP monies will be used to pay for the cost of replacing older diesel buses with alternative fuelled or clean diesel buses.   |            |           |           |          | 4,620.00 | 4,620.00 |          |
| AQ | 41716                | Exxon Mobil Corporation  | 03/16/2012 | 1.00:1    | 10,000.00 | 2,000.00 | 4,000.00 | 4,000.00 | 4,000.00 |
|    | POLLUTION PREVENTION | SEP funds will be used to supplement existing operation of a network of ambient air monitoring stations that continuously measure and record concentrations of ambient air pollutants. Specifically, SEP Funds will be used to operate, maintain, and potentially expand portions of the existing ambient air quality monitoring network in the Houston area in order to continue to provide information on data quality and trends to the public, TCEQ, and industry representatives.   |            |           |           |          | 4,000.00 | 4,000.00 |          |
| AQ | 42004                | Equistar Chemicals, LP   | 03/18/2012 | 1.00:1    | 6,575.00  | 1,315.00 | 2,630.00 | 2,630.00 | 2,630.00 |
|    | POLLUTION PREVENTION | AutoCheck is a remote vehicle emission sensing system that identifies polluting vehicles and informs the vehicle operators about the health of their vehicle via a large electronic sign. Once a vehicle is identified, qualified service stations perform repairs on identified polluting vehicles. Pre and post emissions tests are performed and tracked, and the service stations are reimbursed for their expenses. SEP monies will be used to pay for repair vouchers, equipment maintenance, and a program operator. The SEP will be performed in accordance with all federal, state and local environmental laws and regulations.  |            |           |           |          | 2,630.00 | 2,630.00 |          |
| AQ | 41940                | Enterprise Products Operating LLC  | 03/18/2012 | 1.00:1    | 4,325.00  | 865.00   | 1,730.00 | 1,730.00 | 1,730.00 |
|    | POLLUTION PREVENTION | The Respondent will contribute to Barbers Hill Independent School District's ("Barbers Hill ISD") Alternative Fueled Vehicle and Equipment Program in Chambers County. The contribution will be used in accordance with the Supplemental Environmental Project Agreement between Barbers Hill ISD and the Texas Commission on Environmental Quality. SEP monies will be used to retire current diesel-powered or gasoline powered vehicles and equipment and replace those vehicles and equipment with alternative-fueled vehicles and equipment; convert current vehicles and equipment to alternative-fueled equipment; or retrofit current gasoline or diesel-powered equipment.<br>Environmental Benefits: Replacement of gasoline and diesel powered lawnmowers, heavy equipment, and vehicles with lower-emission items will reduce air pollution emissions of particulate matter (PM), volatile organic carbon (VOC) compounds, nitrogen oxides (NOx), and other pollutants associated with the combustion of fuel. |            |           |           |          | 1,730.00 | 1,730.00 |          |

\* There are Multiple Respondent Names associated to this Case No.

## Appendix 2: List of SEP's & SEP Projects - FY2012

### Single Program

|    |       |   |   |        |           |           |           |           |           |
|----|-------|---|---|--------|-----------|-----------|-----------|-----------|-----------|
| AQ | 40433 | CITGO Refining and Chemicals Company L.P. | 04/23/2012  | 1.00:1 | 11,653.00 | 0.00      | 5,827.00  | 5,826.00  | 5,826.00  |
|    |       | POLLUTION REDUCTION                       | Contribution will be to the Texas A&M University-Corpus Christi for the Texas A&M University-Corpus Christi AutoCheck Program   |        |           |           |           | 5,826.00  | 5,826.00  |
| AQ | 43175 | Oxy Vinyls, LP                            | 08/05/2012  | 1.00:1 | 7,500.00  | 1,500.00  | 3,000.00  | 3,000.00  | 3,000.00  |
|    |       | POLLUTION PREVENTION                      | SEP funds will be used to supplement existing operation of a network of ambient air monitoring stations that continuously measure and record concentrations of ambient air pollutants.  |        |           |           |           | 3,000.00  | 3,000.00  |
| AQ | 41727 | Valero Refining-Texas, L.P.               | 01/27/2012  | 1.00:1 | 10,000.00 | 0.00      | 5,000.00  | 5,000.00  | 5,000.00  |
|    |       | POLLUTION PREVENTION                      | The contribution will be used in accordance with the Supplemental Environmental Project Agreement between the Houston-Galveston AERCO and the Texas Commission on Environmental Quality. SEP monies will be used to pay for the cost of replacing older diesel buses with alternative fueled or clean diesel buses.   |        |           |           |           | 5,000.00  | 5,000.00  |
| AQ | 43595 | Union Carbide Corporation                 | 08/05/2012  | 1.00:1 | 5,150.00  | 1,030.00  | 2,060.00  | 2,060.00  | 2,060.00  |
|    |       | POLLUTION PREVENTION                      | The contribution will be used in accordance with the Supplemental Environmental Project Agreement between the Houston-Galveston AERCO and the Texas Commission on Environmental Quality. SEP monies will be used to pay for the cost of replacing older diesel buses with alternative fueled or clean diesel buses.   |        |           |           |           | 2,060.00  | 2,060.00  |
| AQ | 43196 | Occidental Chemical Corporation           | 08/17/2012  | 1.00:1 | 10,000.00 | 0.00      | 5,000.00  | 5,000.00  | 5,000.00  |
|    |       | POLLUTION PREVENTION                      | AutoCheck is a remote vehicle emission sensing system that identifies polluting vehicles and informs the vehicle operators about the health of their vehicle via a large electronic sign.   |        |           |           |           | 5,000.00  | 5,000.00  |
| AQ | 41755 | Shell Chemical LP *                       | 02/18/2012  | 1.00:1 | 64,525.00 | 0.00      | 32,263.00 | 32,262.00 | 32,262.00 |
|    |       | POLLUTION PREVENTION                      | The contribution will be used in accordance with the Supplemental Environmental Project Agreement between the Houston-Galveston AERCO and the Texas Commission on Environmental Quality. SEP monies will be used to pay for the cost of replacing older diesel buses with alternative fueled or clean diesel buses.   |        |           |           |           | 32,262.00 | 32,262.00 |
| AQ | 41797 | Huntsman Petrochemical LLC                | 04/05/2012  | 1.00:1 | 30,000.00 | 6,000.00  | 12,000.00 | 12,000.00 | 12,000.00 |
|    |       | POLLUTION PREVENTION                      | SEP funds will be used by the Third-Party Recipient to purchase equipment (such as automated canister samplers), hardware, software, and licenses to enable the monitoring, and for the cost of operating, maintaining, and periodically upgrading or adding to these air monitoring stations along with ancillary equipment approved by TCEQ. Performing Party shall ensure that the data is validated and sent to TCEQ's Leading Environmental Analysis and Display (LEADS) system. All costs associated with the collection, transfer, and formatting of these data to be compatible with the LEADS system is the responsibility of the Third-Party Recipient. |        |           |           |           | 12,000.00 | 12,000.00 |
| AQ | 41335 | Enterprise Products Operating LLC         | 02/05/2012  | 1.00:1 | 66,925.00 | 13,385.00 | 26,770.00 | 26,770.00 | 26,770.00 |

\* There are Multiple Respondent Names associated to this Case No.

## Appendix 2: List of SEP's & SEP Projects - FY2012

### Single Program

|    |                      |  |            |           |           |          |           |           |           |
|----|----------------------|--|------------|-----------|-----------|----------|-----------|-----------|-----------|
|    | POLLUTION PREVENTION | The Respondent will contribute to Barbers Hill Independent School District's ("Barbers Hill ISD") Alternative Fueled Vehicle and Equipment Program in Chambers County. The contribution will be used in accordance with the Supplemental Environmental Project Agreement between Barbers Hill ISD and the Texas Commission on Environmental Quality. SEP monies will be used to retire current diesel-powered or gasoline powered vehicles and equipment and replace those vehicles and equipment with alternative-fueled vehicles and equipment; convert current vehicles and equipment to alternative-fueled equipment; or retrofit current gasoline or diesel-powered equipment.<br>Environmental Benefits: Replacement of gasoline and diesel powered lawnmowers, heavy equipment, and vehicles with lower-emission items will reduce air pollution emissions of particulate matter (PM), volatile organic carbon (VOC) compounds, nitrogen oxides (NOx), and other pollutants associated with the combustion of fuel.                   | 26,770.00  | 26,770.00 |           |          |           |           |           |
| AQ | 42963                | Flint Hills Resources Port Arthur, LLC   | 06/22/2012 | 1.00:1    | 12,400.00 | 2,480.00 | 4,960.00  | 4,960.00  | 4,960.00  |
|    | POLLUTION PREVENTION | SEP Funds will be used to conduct home energy audits, to make repairs and upgrades to older homes, and to cover the incremental cost of replacing older energy-inefficient appliances with more energy-efficient ones for low-income homeowners in the West Port Arthur area. This project is an pollution reduction project that will result in a reduction of air pollutants in the airshed.   |            |           |           |          | 4,960.00  | 4,960.00  |           |
| AQ | 43254                | Exxon Mobil Corporation  | 03/03/2012 | 1.00:1    | 98,000.00 | 0.00     | 49,000.00 | 49,000.00 | 49,000.00 |
|    | POLLUTION PREVENTION | SEP funds will be used to supplement existing operation of a network of ambient air monitoring stations that continuously measure and record concentrations of ambient air pollutants. Specifically, SEP Funds will be used to operate, maintain, and potentially expand portions of the existing ambient air quality monitoring network in the Houston area in order to continue to provide information on data quality and trends to the public, TCEQ, and industry representatives.   |            |           |           |          | 49,000.00 | 49,000.00 |           |
| AQ | 41758                | DCP Midstream, LP  | 12/19/2011 | 1.00:1    | 9,875.00  | 1,975.00 | 0.00      | 7,900.00  | 7,900.00  |
|    | POLLUTION PREVENTION | SEP funds will be used to construct, operate, maintain, and potentially expand a network of continuous ambient monitoring stations ("CAMS") that monitor both air toxics and ozone precursors.   |            |           |           |          | 7,900.00  | 7,900.00  |           |
| AQ | 41584                | Firestone Polymers, LLC  | 11/03/2011 | 1.00:1    | 20,000.00 | 0.00     | 10,000.00 | 10,000.00 | 10,000.00 |
|    | POLLUTION PREVENTION | Specifically, the SEP Offset Amount will be used to perform energy efficiency upgrades on public buildings and infrastructure. The SEP Offset Amount may only be used for: (1) the cost of conducting energy efficiency audits; (2) the incremental cost for construction or implementation of energy-efficiency upgrades (versus the cost of non-energy efficiency upgrades); (3) the incremental cost of purchase of equipment or appliances that are more energy-efficient (versus the cost of purchasing non-energy efficient equipment or appliances); or (4) other direct costs authorized in advance by TCEQ. The SEP Offset Amount may only be used for the direct cost of performing this project and no portion will be spent on administrative costs. For items 2, 3, and 4 above, Performing Party shall submit a budget and proposals for expenditure to TCEQ for written approval prior to the use of SEP Funds.<br><br>Modifications may include but are not limited to weatherization; energy-reduction modifications such a |            |           |           |          | 10,000.00 | 10,000.00 |           |

\* There are Multiple Respondent Names associated to this Case No.

## Appendix 2: List of SEP's & SEP Projects - FY2012

### Single Program

|    |       |   |  |        |           |          |           |           |           |
|----|-------|---|--|--------|-----------|----------|-----------|-----------|-----------|
| AQ | 42136 | Enterprise Products Operating LLC         | 04/05/2012   | 1.00:1 | 10,569.00 | 2,113.00 | 4,228.00  | 4,228.00  | 4,228.00  |
|    |       | POLLUTION PREVENTION                      | SEP monies will be used to pay for the cost of replacing older diesel buses with alternative fueled or clean diesel buses.   |        |           |          |           | 4,228.00  | 4,228.00  |
| AQ | 43276 | Total Petrochemicals & Refining USA, Inc. | 08/02/2012   | 1.00:1 | 25,000.00 | 0.00     | 12,500.00 | 12,500.00 | 12,500.00 |
|    |       | POLLUTION PREVENTION                      | SEP Funds will be used to conduct home energy audits, to make repairs and upgrades to older homes, and to cover the incremental cost of replacing older energy-inefficient appliances with more energy-efficient ones for low-income homeowners in the West Port Arthur area.  |        |           |          |           | 12,500.00 | 12,500.00 |
| AQ | 40115 | Arkema Inc.                               | 03/16/2012   | 1.00:1 | 34,650.00 | 0.00     | 17,325.00 | 17,325.00 | 17,325.00 |
|    |       | POLLUTION REDUCTION                       | Respondent shall contribute the SEP Offset Amount to the Third-Party Recipient named above. The contribution will be to the Southeast Texas Regional Planning Commission for the Meteorological and Air Quality Monitoring Network.  |        |           |          |           | 17,325.00 | 17,325.00 |
| AQ | 42843 | BP Amoco Chemical Company                 | 06/08/2012   | 1.00:1 | 11,450.00 | 2,290.00 | 4,580.00  | 4,580.00  | 4,580.00  |
|    |       | POLLUTION PREVENTION                      | The contribution will be used in accordance with the Supplemental Environmental Project Agreement between the Houston-Galveston AERCO and the Texas Commission on Environmental Quality. SEP monies will be used to pay for the cost of replacing older diesel buses with alternative fueled or clean diesel buses.  |        |           |          |           | 4,580.00  | 4,580.00  |
| AQ | 42965 | Shell Chemical LP *                       | 08/17/2012   | 1.00:1 | 21,569.00 | 0.00     | 10,785.00 | 10,784.00 | 10,784.00 |
|    |       | POLLUTION PREVENTION                      | SEP funds will be used to supplement existing operation of a network of ambient air monitoring stations that continuously measure and record concentrations of ambient air pollutants. Specifically, SEP Funds will be used to operate, maintain, and potentially expand portions of the existing ambient air quality monitoring network in the Houston area in order to continue to provide information on data quality and trends to the public, TCEQ, and industry representatives. |        |           |          |           | 10,784.00 | 10,784.00 |
| AQ | 42584 | Cowtown Gas Processing Partners L.P.      | 06/08/2012   | 1.00:1 | 19,170.00 | 3,834.00 | 0.00      | 15,336.00 | 15,336.00 |
|    |       | POLLUTION PREVENTION                      | SEP funds will be used to construct, operate, maintain, and potentially expand a network of continuous ambient monitoring stations ("CAMS") that monitor both air toxics and ozone precursors.   |        |           |          |           | 15,336.00 | 15,336.00 |
| AQ | 41256 | SQUARE MILE ENERGY, L.L.C.                | 02/18/2012   | 1.00:1 | 40,440.00 | 8,088.00 | 16,176.00 | 16,176.00 | 16,176.00 |
|    |       | POLLUTION REDUCTION                       | The contribution will be used in accordance with the Supplemental Environmental Project Agreement between the Houston-Galveston AERCO and the Texas Commission on Environmental Quality. SEP monies will be used to pay for the cost of replacing older diesel buses with alternative fueled or clean diesel buses.  |        |           |          |           | 16,176.00 | 16,176.00 |
| AQ | 41941 | DCP Midstream, LP                         | 02/10/2012   | 1.00:1 | 3,950.00  | 790.00   | 1,580.00  | 1,580.00  | 1,580.00  |
|    |       | POLLUTION PREVENTION                      | SEP funds will be used to construct, operate, maintain, and potentially expand a network of continuous ambient monitoring stations ("CAMS") that monitor both air toxics and ozone precursors.   |        |           |          |           | 1,580.00  | 1,580.00  |
| AQ | 42513 | Texas City Cogeneration, LLC              | 05/24/2012   | 1.00:1 | 1,825.00  | 365.00   | 730.00    | 730.00    | 730.00    |
|    |       | POLLUTION PREVENTION                      | The contribution will be used in accordance with the Supplemental Environmental Project Agreement between the Houston-Galveston AERCO and the Texas Commission on Environmental Quality. SEP monies will be used to pay for the cost of replacing older diesel buses with alternative fueled or clean diesel buses.  |        |           |          |           | 730.00    | 730.00    |

\* There are Multiple Respondent Names associated to this Case No.

## Appendix 2: List of SEP's & SEP Projects - FY2012

### Single Program

|    |       |   |  |        |            |           |           |           |           |
|----|-------|---|--|--------|------------|-----------|-----------|-----------|-----------|
| AQ | 42578 | E. I. du Pont de Nemours and Company    | 05/25/2012   | 1.00:1 | 10,535.00  | 2,107.00  | 4,214.00  | 4,214.00  | 4,214.00  |
|    |       | POLLUTION PREVENTION                    | The contribution will be to Texas PTA for the Clean School Bus Program in Texas Air Quality Control Region as set forth in an agreement between the Third-Party Recipient and the TCEQ.  |        |            |           |           | 4,214.00  | 4,214.00  |
| AQ | 41611 | Diamond Shamrock Refining Company, L.P. | 01/27/2012   | 1.00:1 | 145,211.00 | 29,042.00 | 58,085.00 | 58,084.00 | 58,084.00 |
|    |       | POLLUTION PREVENTION                    | The Respondent shall contribute the SEP Offset Amount to the Third-Party Recipient named above. The contribution will be to Texas PTA for the Clean School Bus Program in Texas Air Quality Control Region as set forth in an agreement between the Third-Party Recipient and the TCEQ. Specifically, the contribution will be used to reimburse local school districts for the cost of the following activities to reduce emissions: 1) replacing older diesel buses with alternative fuelled or clean diesel buses; or 2) retrofitting older diesel buses with new, cleaner technology. All dollars contributed will be used solely for the direct cost of the project and no portion will be spent on administrative costs. The SEP will be done in accordance with all federal, state and local environmental laws and regulations |        |            |           |           | 58,084.00 | 58,084.00 |
| AQ | 42206 | The Premcor Refining Group Inc.         | 02/18/2012   | 1.00:1 | 30,000.00  | 6,000.00  | 12,000.00 | 12,000.00 | 12,000.00 |
|    |       | POLLUTION PREVENTION                    | Conduct home energy audits and to assist low income residents in the West Port Arthur area in improving their homes' energy efficiency such as by caulking, weatherizing, insulating, and replacing heating and cooling systems and major appliances with new, energy efficient equipment.   |        |            |           |           | 12,000.00 | 12,000.00 |
| AQ | 42427 | Flint Hills Resources Port Arthur, LLC  | 04/23/2012   | 1.00:1 | 46,450.00  | 9,290.00  | 18,580.00 | 18,580.00 | 18,580.00 |
|    |       | POLLUTION PREVENTION                    | Conduct home energy audits and to assist low income residents in the West Port Arthur area in improving their homes' energy efficiency such as by caulking, weatherizing, insulating, and replacing heating and cooling systems and major appliances with new, energy efficient equipment.   |        |            |           |           | 18,580.00 | 18,580.00 |
| AQ | 41942 | Exxon Mobil Corporation                 | 06/08/2012   | 1.00:1 | 12,100.00  | 2,420.00  | 4,840.00  | 4,840.00  | 4,840.00  |
|    |       | POLLUTION PREVENTION                    | The contribution will be used in accordance with the Supplemental Environmental Project Agreement between the Houston-Galveston AERCO and the Texas Commission on Environmental Quality. SEP monies will be used to pay for the cost of replacing older diesel buses with alternative fuelled or clean diesel buses.   |        |            |           |           | 4,840.00  | 4,840.00  |
| AQ | 39924 | Exxon Mobil Corporation                 | 11/18/2011   | 1.00:1 | 40,000.00  | 0.00      | 20,000.00 | 20,000.00 | 20,000.00 |
|    |       | POLLUTION REDUCTION                     | the SEP Offset Amount will be used to provide reimbursement to school districts, area transit agencies, or local governments in the Houston-Galveston non-attainment area to retrofit or replace older school buses with current model year buses or cleaner technology and for the incremental cost of replacing local government fleet vehicles with newer lower-emission vehicles, which may include alternative-fueled vehicles.   |        |            |           |           | 20,000.00 | 20,000.00 |
| AQ | 42187 | ConocoPhillips Company                  | 02/18/2012   | 1.00:1 | 19,750.00  | 3,950.00  | 7,900.00  | 7,900.00  | 7,900.00  |

\* There are Multiple Respondent Names associated to this Case No.



## Appendix 2: List of SEP's & SEP Projects - FY2012

### Single Program

|    |                      |  |            |           |           |           |           |           |           |
|----|----------------------|--|------------|-----------|-----------|-----------|-----------|-----------|-----------|
|    | POLLUTION PREVENTION | The Respondent shall contribute the SEP Offset Amount to the Third-Party Recipient named above. The contribution will be to Texas PTA for the Clean School Bus Program in Texas Air Quality Control Region as set forth in an agreement between the Third-Party Recipient and the TCEQ. Specifically, the contribution will be used to reimburse local school districts for the cost of the following activities to reduce emissions: 1) replacing older diesel buses with alternative fuelled or clean diesel buses; or 2) retrofitting older diesel buses with new, cleaner technology. All dollars contributed will be used solely for the direct cost of the project and no portion will be spent on administrative costs. The SEP will be done in accordance with all federal, state and local environmental laws and regulations | 7,900.00   | 7,900.00  |           |           |           |           |           |
| AQ | 41740                | Norit Americas, Inc.   | 03/03/2012 | 1.00:1    | 69,650.00 | 13,930.00 | 27,860.00 | 27,860.00 | 27,860.00 |
|    | POLLUTION PREVENTION | The Respondent shall contribute the SEP Offset Amount to the Third-Party Recipient named above. The contribution will be to Texas PTA for the Clean School Bus Program in Texas Air Quality Control Region as set forth in an agreement between the Third-Party Recipient and the TCEQ. Specifically, the contribution will be used to reimburse local school districts for the cost of the following activities to reduce emissions: 1) replacing older diesel buses with alternative fuelled or clean diesel buses; or 2) retrofitting older diesel buses with new, cleaner technology. All dollars contributed will be used solely for the direct cost of the project and no portion will be spent on administrative costs. The SEP will be done in accordance with all federal, state and local environmental laws and regulations | 27,860.00  | 27,860.00 |           |           |           |           |           |
| AQ | 42662                | Chevron Phillips Chemical Company LP   | 05/25/2012 | 1.00:1    | 72,748.00 | 0.00      | 36,374.00 | 36,374.00 | 36,374.00 |
|    | POLLUTION PREVENTION | SEP funds will be used to supplement existing operation of a network of ambient air monitoring stations that continuously measure and record concentrations of ambient air pollutants. Specifically, SEP Funds will be used to operate, maintain, and potentially expand portions of the existing ambient air quality monitoring network in the Houston area in order to continue to provide information on data quality and trends to the public, TCEQ, and industry representatives.   | 36,374.00  | 36,374.00 |           |           |           |           |           |
| AQ | 41412                | Chevron Phillips Chemical Company LP   | 10/17/2011 | 1.00:1    | 10,468.00 | 2,093.00  | 4,188.00  | 4,187.00  | 4,187.00  |
|    | POLLUTION PREVENTION | The contribution will be used in accordance with the Supplemental Environmental Project Agreement between the Houston-Galveston AERCO and the Texas Commission on Environmental Quality. SEP monies will be used to pay for the cost of replacing older diesel buses with alternative fuelled or clean diesel buses.   | 4,187.00   | 4,187.00  |           |           |           |           |           |
| AQ | 42207                | Diamond Shamrock Refining Company, L.P.  | 06/08/2012 | 1.00:1    | 33,913.00 | 6,782.00  | 13,566.00 | 13,565.00 | 13,565.00 |
|    | POLLUTION PREVENTION | The Respondent shall contribute the SEP Offset Amount to the Third-Party Recipient named above. The contribution will be to Texas PTA for the Clean School Bus Program in Texas Air Quality Control Region as set forth in an agreement between the Third-Party Recipient and the TCEQ. Specifically, the contribution will be used to reimburse local school districts for the cost of the following activities to reduce emissions: 1) replacing older diesel buses with alternative fuelled or clean diesel buses; or 2) retrofitting older diesel buses with new, cleaner technology. All dollars contributed will be used solely for the direct cost of the project and no portion will be spent on administrative costs. The SEP will be done in accordance with all federal, state and local environmental laws and regulations | 13,565.00  | 13,565.00 |           |           |           |           |           |

\* There are Multiple Respondent Names associated to this Case No.

## Appendix 2: List of SEP's & SEP Projects - FY2012

### Single Program

|    |       |   |  |        |            |           |            |            |            |
|----|-------|---|--|--------|------------|-----------|------------|------------|------------|
| AQ | 42325 | Total Petrochemicals & Refining USA, Inc. | 04/05/2012   | 1.00:1 | 269,775.00 | 53,955.00 | 107,910.00 | 107,910.00 | 107,910.00 |
|    |       | POLLUTION PREVENTION                      | SEP funds will be used by the Third-Party Recipient to purchase equipment (such as automated canister samplers), hardware, software, and licenses to enable the monitoring, and for the cost of operating, maintaining, and periodically upgrading or adding to these air monitoring stations along with ancillary equipment approved by TCEQ. Performing Party shall ensure that the data is validated and sent to TCEQ's Leading Environmental Analysis and Display (LEADS) system. All costs associated with the collection, transfer, and formatting of these data to be compatible with the LEADS system is the responsibility of the Third-Party Recipient.  |        |            |           | 53,955.00  |            | 53,955.00  |
|    |       | POLLUTION PREVENTION                      | Conduct home energy audits and to assist low income residents in the West Port Arthur area in improving their homes' energy efficiency such as by caulking, weatherizing, insulating, and replacing heating and cooling systems and major appliances with new, energy efficient equipment.   |        |            |           | 53,955.00  |            | 53,955.00  |
| AQ | 42681 | Equistar Chemicals, LP                    | 06/08/2012   | 1.00:1 | 10,000.00  | 0.00      | 5,000.00   | 5,000.00   | 5,000.00   |
|    |       | POLLUTION PREVENTION                      | SEP funds will be used to supplement existing operation of a network of ambient air monitoring stations that continuously measure and record concentrations of ambient air pollutants. Specifically, SEP Funds will be used to operate, maintain, and potentially expand portions of the existing ambient air quality monitoring network in the Houston area in order to continue to provide information on data quality and trends to the public, TCEQ, and industry representatives.   |        |            |           | 5,000.00   |            | 5,000.00   |
| AQ | 41158 | KM Liquids Terminals LLC                  | 09/16/2011   | 1.00:1 | 37,950.00  | 7,590.00  | 15,180.00  | 15,180.00  | 15,180.00  |
|    |       | POLLUTION PREVENTION                      | The Respondent will contribute to Barbers Hill Independent School District's ("Barbers Hill ISD") Alternative Fueled Vehicle and Equipment Program in Chambers County. The contribution will be used in accordance with the Supplemental Environmental Project Agreement between Barbers Hill ISD and the Texas Commission on Environmental Quality. SEP monies will be used to retire current diesel-powered or gasoline powered vehicles and equipment and replace those vehicles and equipment with alternative-fueled vehicles and equipment; convert current vehicles and equipment to alternative-fueled equipment; or retrofit current gasoline or diesel-powered equipment.<br>Environmental Benefits: Replacement of gasoline and diesel powered lawnmowers, heavy equipment, and vehicles with lower-emission items will reduce air pollution emissions of particulate matter (PM), volatile organic carbon (VOC) compounds, nitrogen oxides (NOx), and other pollutants associated with the combustion of fuel. |        |            |           | 15,180.00  |            | 15,180.00  |
| AQ | 41367 | Exxon Mobil Corporation                   | 12/19/2011   | 1.00:1 | 30,000.00  | 6,000.00  | 12,000.00  | 12,000.00  | 12,000.00  |
|    |       | POLLUTION PREVENTION                      | SEP funds will be used to supplement existing operation of a network of ambient air monitoring stations that continuously measure and record concentrations of ambient air pollutants. Specifically, SEP Funds will be used to operate, maintain, and potentially expand portions of the existing ambient air quality monitoring network in the Houston area in order to continue to provide information on data quality and trends to the public, TCEQ, and industry representatives.   |        |            |           | 12,000.00  |            | 12,000.00  |
| AQ | 41997 | The Dow Chemical Company                  | 06/08/2012   | 1.00:1 | 259,222.00 | 51,844.00 | 103,689.00 | 103,689.00 | 103,689.00 |

\* There are Multiple Respondent Names associated to this Case No.

## Appendix 2: List of SEP's & SEP Projects - FY2012

### Single Program

|    |                      |  |            |            |            |           |           |           |           |
|----|----------------------|--|------------|------------|------------|-----------|-----------|-----------|-----------|
|    | POLLUTION PREVENTION | The contribution will be used in accordance with the Supplemental Environmental Project Agreement between the Houston-Galveston AERCO and the Texas Commission on Environmental Quality. SEP monies will be used to pay for the cost of replacing older diesel buses with alternative fueled or clean diesel buses.  | 103,689.00 | 103,689.00 |            |           |           |           |           |
| AQ | 40911                | INVISTA S.a r.l.   | 10/02/2011 | 1.00:1     | 14,850.00  | 2,970.00  | 5,940.00  | 5,940.00  | 5,940.00  |
|    | POLLUTION PREVENTION | Specifically, the SEP Offset Amount will be used to perform energy efficiency upgrades on public buildings and infrastructure. The SEP Offset Amount may only be used for: (1) the cost of conducting energy efficiency audits; (2) the incremental cost for construction or implementation of energy-efficiency upgrades (versus the cost of non-energy efficiency upgrades); (3) the incremental cost of purchase of equipment or appliances that are more energy-efficient (versus the cost of purchasing non-energy efficient equipment or appliances); or (4) other direct costs authorized in advance by TCEQ. The SEP Offset Amount may only be used for the direct cost of performing this project and no portion will be spent on administrative costs. For items 2, 3, and 4 above, Performing Party shall submit a budget and proposals for expenditure to TCEQ for written approval prior to the use of SEP Funds.<br><br>Modifications may include but are not limited to weatherization; energy-reduction modifications such a | 5,940.00   | 5,940.00   |            |           |           |           |           |
| AQ | 42061                | Aruba Petroleum, INC.  | 05/24/2012 | 1.00:1     | 3,605.00   | 721.00    | 0.00      | 2,884.00  | 2,884.00  |
|    | POLLUTION PREVENTION | SEP funds will be used to construct, operate, maintain, and potentially expand a network of continuous ambient monitoring stations ("CAMS") that monitor both air toxics and ozone precursors.   | 2,884.00   | 2,884.00   |            |           |           |           |           |
| AQ | 42433                | Exxon Mobil Corporation  | 05/25/2012 | 1.00:1     | 113,958.00 | 22,791.00 | 45,584.00 | 45,583.00 | 45,583.00 |
|    | POLLUTION PREVENTION | SEP funds will be used to supplement existing operation of a network of ambient air monitoring stations that continuously measure and record concentrations of ambient air pollutants.   | 45,583.00  | 45,583.00  |            |           |           |           |           |
| AQ | 41872                | Lyondell Chemical Company  | 02/25/2012 | 1.00:1     | 6,550.00   | 1,310.00  | 2,620.00  | 2,620.00  | 2,620.00  |
|    | POLLUTION PREVENTION | The Respondent shall contribute the SEP offset amount to the Third-Party Recipient named above. The contribution will be to The Sheltering Arms to be used for the Sheltering Arms Weatherization Assistance Program as set forth in the Agreement between the Third-Party Recipient and TCEQ. The SEP offset amount shall be used to perform energy efficiency upgrades on low-income homes in Harris County. Specifically, the SEP offset amount may only be used for: 1) purchase and installation of compact fluorescent light bulbs; 2) the incremental cost of replacement of energy-inefficient fans and refrigerators with energy-efficient models; 3) the incremental cost of replacement of energy-inefficient washers and dryers with energy-efficient models; 4) sheetrock repairs to sustain and protect new attic insulation; 5) floor repairs to prevent air leaks; 6) repairs to patches made to sheetrock during the addition of all new insulation; and 7) other direct costs authorized in advance by TCEQ.               | 2,620.00   | 2,620.00   |            |           |           |           |           |
| AQ | 41434                | Equistar Chemicals, LP   | 10/02/2011 | 1.00:1     | 7,789.00   | 1,557.00  | 3,116.00  | 3,116.00  | 3,116.00  |

\* There are Multiple Respondent Names associated to this Case No.

## Appendix 2: List of SEP's & SEP Projects - FY2012

### Single Program

|    |                      |  |            |        |            |           |           |           |           |
|----|----------------------|--|------------|--------|------------|-----------|-----------|-----------|-----------|
|    | POLLUTION PREVENTION | The Respondent will contribute to Barbers Hill Independent School District's ("Barbers Hill ISD") Alternative Fueled Vehicle and Equipment Program in Chambers County. The contribution will be used in accordance with the Supplemental Environmental Project Agreement between Barbers Hill ISD and the Texas Commission on Environmental Quality. SEP monies will be used to retire current diesel-powered or gasoline powered vehicles and equipment and replace those vehicles and equipment with alternative-fueled vehicles and equipment; convert current vehicles and equipment to alternative-fueled equipment; or retrofit current gasoline or diesel-powered equipment.<br>Environmental Benefits: Replacement of gasoline and diesel powered lawnmowers, heavy equipment, and vehicles with lower-emission items will reduce air pollution emissions of particulate matter (PM), volatile organic carbon (VOC) compounds, nitrogen oxides (NOx), and other pollutants associated with the combustion of fuel. |            |        |            | 3,116.00  |           | 3,116.00  |           |
| AQ | 42936                | Huntsman Petrochemical, LLC  | 06/22/2012 | 1.00:1 | 20,545.00  | 0.00      | 10,273.00 | 10,272.00 | 10,272.00 |
|    | POLLUTION PREVENTION | SEP funds will be used by the Third-Party Recipient to purchase equipment (such as automated canister samplers), hardware, software, and licenses to enable the monitoring, and for the cost of operating, maintaining, and periodically upgrading or adding to these air monitoring stations along with ancillary equipment approved by TCEQ. Performing Party shall ensure that the data is validated and sent to TCEQ's Leading Environmental Analysis and Display (LEADS) system. All costs associated with the collection, transfer, and formatting of these data to be compatible with the LEADS system is the responsibility of the Third-Party Recipient.  |            |        |            |           |           | 10,272.00 | 10,272.00 |
| AQ | 42412                | INVISTA S.a.r.l.   | 05/25/2012 | 1.00:1 | 36,100.00  | 7,220.00  | 14,440.00 | 14,440.00 | 14,440.00 |
|    | POLLUTION PREVENTION | The contribution will be to Texas PTA for the Clean School Bus Program in Texas Air Quality Control Region as set forth in an agreement between the Third-Party Recipient and the TCEQ.  |            |        |            |           |           | 14,440.00 | 14,440.00 |
| AQ | 41478                | Bar Constructors, Inc.   | 10/02/2011 | 1.00:1 | 2,100.00   | 420.00    | 840.00    | 840.00    | 840.00    |
|    | POLLUTION PREVENTION | The Performing Party shall provide reimbursement to schools, school districts, or school bus operators that retrofit, repower, or replace older school buses with newer model year buses or cleaner technology. Retrofitting, in this context, means installing devices to reduce exhaust emissions that are verified or certified by the U.S. Environmental Protection Agency (EPA) or the California Air Resources Board (CARB) as proven retrofit technologies. Repowering, in this context, means replacing older engines with newer, cleaner engines but keeping the same vehicle body. All replacement engines must be certified or verified by the EPA or CARB.   |            |        |            |           |           | 840.00    | 840.00    |
| AQ | 42063                | Ascend Performance Materials Operations LLC  | 06/08/2012 | 1.00:1 | 113,629.00 | 22,725.00 | 45,452.00 | 45,452.00 | 45,452.00 |
|    | POLLUTION PREVENTION | The contribution will be used in accordance with the Supplemental Environmental Project Agreement between the Houston-Galveston AERCO and the Texas Commission on Environmental Quality. SEP monies will be used to pay for the cost of replacing older diesel buses with alternative fueled or clean diesel buses.  |            |        |            |           |           | 45,452.00 | 45,452.00 |
| AQ | 41643                | E. I. du Pont de Nemours and Company   | 12/19/2011 | 1.00:1 | 9,075.00   | 0.00      | 4,538.00  | 4,537.00  | 4,537.00  |

\* There are Multiple Respondent Names associated to this Case No.

## Appendix 2: List of SEP's & SEP Projects - FY2012

### Single Program

|    |       |                                   |  |           |           |           |           |           |           |
|----|-------|-----------------------------------|--|-----------|-----------|-----------|-----------|-----------|-----------|
|    |       | POLLUTION PREVENTION              | SEP funds will be used to install or retrofit, operate, maintain, and potentially expand air monitoring stations in Harris County to continuously monitor ambient air for total non-methane hydrocarbons and hazardous air pollutants (HAPs). Specifically, SEP funds will be used to purchase equipment (such as automated canister samplers), hardware, software, and licenses to enable the monitoring.   | 4,537.00  | 4,537.00  |           |           |           |           |
| AQ | 42535 | Eastman Chemical Company          | 06/08/2012   | 1.00:1    | 63,300.00 | 12,660.00 | 25,320.00 | 25,320.00 | 25,320.00 |
|    |       | POLLUTION PREVENTION              | The Respondent shall contribute the SEP Offset Amount to the Third-Party Recipient named above. The contribution will be to Texas PTA for the Clean School Bus Program in Texas Air Quality Control Region as set forth in an agreement between the Third-Party Recipient and the TCEQ. Specifically, the contribution will be used to reimburse local school districts for the cost of the following activities to reduce emissions: 1) replacing older diesel buses with alternative fuelled or clean diesel buses; or 2) retrofitting older diesel buses with new, cleaner technology. All dollars contributed will be used solely for the direct cost of the project and no portion will be spent on administrative costs. The SEP will be done in accordance with all federal, state and local environmental laws and regulations | 25,320.00 | 25,320.00 |           |           |           |           |
| AQ | 42791 | Equistar Chemicals, LP            | 06/22/2012   | 1.00:1    | 10,571.00 | 2,114.00  | 4,229.00  | 4,228.00  | 4,228.00  |
|    |       | POLLUTION PREVENTION              | SEP funds will be used to supplement existing operation of a network of ambient air monitoring stations that continuously measure and record concentrations of ambient air pollutants.   | 4,228.00  | 4,228.00  |           |           |           |           |
| AQ | 42448 | Equistar Chemicals, LP            | 06/08/2012   | 1.00:1    | 20,000.00 | 4,000.00  | 8,000.00  | 8,000.00  | 8,000.00  |
|    |       | POLLUTION PREVENTION              | SEP funds will be used to supplement existing operation of a network of ambient air monitoring stations that continuously measure and record concentrations of ambient air pollutants. Specifically, SEP Funds will be used to operate, maintain, and potentially expand portions of the existing ambient air quality monitoring network in the Houston area in order to continue to provide information on data quality and trends to the public, TCEQ, and industry representatives.   | 8,000.00  | 8,000.00  |           |           |           |           |
| AQ | 41218 | INVISTA S.a.r.l.                  | 09/16/2011   | 1.00:1    | 5,625.00  | 1,125.00  | 2,250.00  | 2,250.00  | 2,250.00  |
|    |       | POLLUTION PREVENTION              | The contribution will be used in accordance with the Supplemental Environmental Project Agreement between the Houston-Galveston AERCO and the Texas Commission on Environmental Quality. SEP monies will be used to pay for the cost of replacing older diesel buses with alternative fuelled or clean diesel buses.   | 2,250.00  | 2,250.00  |           |           |           |           |
| AQ | 42993 | Enterprise Products Operating LLC | 08/26/2012   | 1.00:1    | 3,725.00  | 745.00    | 1,490.00  | 1,490.00  | 1,490.00  |
|    |       | POLLUTION PREVENTION              | SEP monies will be used to pay for the cost of replacing older diesel buses with alternative fuelled or clean diesel buses.  | 1,490.00  | 1,490.00  |           |           |           |           |
| AQ | 41607 | L. H. Lacy Company, LTD.          | 12/19/2011   | 1.00:1    | 2,100.00  | 420.00    | 840.00    | 840.00    | 840.00    |
|    |       | POLLUTION PREVENTION              | The Performing Party shall provide reimbursement to schools, school districts, or school bus operators that retrofit, repower, or replace older school buses with newer model year buses or cleaner technology. Retrofitting, in this context, means installing devices to reduce exhaust emissions that are verified or certified by the U.S. Environmental Protection Agency (EPA) or the California Air Resources Board (CARB) as proven retrofit technologies. Repowering, in this context, means replacing older engines with newer, cleaner engines but keeping the same vehicle body. All replacement engines must be certified or verified by the EPA or CARB.   | 840.00    | 840.00    |           |           |           |           |

\* There are Multiple Respondent Names associated to this Case No.

## Appendix 2: List of SEP's & SEP Projects - FY2012

### Single Program

|     |       |                                 |  |        |           |          |           |           |           |
|-----|-------|---------------------------------|--|--------|-----------|----------|-----------|-----------|-----------|
| AQ  | 41471 | NuStar Logistics, L.P.          | 11/03/2011   | 1.00:1 | 6,100.00  | 1,220.00 | 2,440.00  | 2,440.00  | 2,440.00  |
|     |       | POLLUTION PREVENTION            | The contribution will be used in accordance with the Supplemental Environmental Project Agreement between the Houston-Galveston AERCO and the Texas Commission on Environmental Quality. SEP monies will be used to pay for the cost of replacing older diesel buses with alternative fueled or clean diesel buses.  |        |           |          | 2,440.00  | 2,440.00  |           |
| AQ  | 42270 | Georgia-Pacific Gypsum LLC      | 03/16/2012   | 1.00:1 | 21,450.00 | 4,290.00 | 8,580.00  | 8,580.00  | 8,580.00  |
|     |       | POLLUTION PREVENTION            | The Respondent shall contribute the SEP Offset Amount to the Third-Party Recipient named above. The contribution will be to Texas PTA for the Clean School Bus Program in Texas Air Quality Control Region as set forth in an agreement between the Third-Party Recipient and the TCEQ. Specifically, the contribution will be used to reimburse local school districts for the cost of the following activities to reduce emissions: 1) replacing older diesel buses with alternative fuelled or clean diesel buses; or 2) retrofitting older diesel buses with new, cleaner technology. All dollars contributed will be used solely for the direct cost of the project and no portion will be spent on administrative costs. The SEP will be done in accordance with all federal, state and local environmental laws and regulations |        |           |          | 8,580.00  | 8,580.00  |           |
| IHW | 43428 | BFI Waste Services of Texas, LP | 08/12/2012   | 1.00:1 | 2,500.00  | 500.00   | 1,000.00  | 1,000.00  | 1,000.00  |
|     |       | POLLUTION PREVENTION            | This SEP will focus on preserving multiple tracts of land comprising approximately 1,000 acres in the riparian corridor east of FM 2978 and west of U.S. 59. The Third-Party Recipient shall use SEP Funds to acquire conservation easements on these tracts to provide permanent protection and stewardship of these lands and waters.  |        |           |          | 1,000.00  | 1,000.00  |           |
| IHW | 42532 | ConocoPhillips Company          | 06/08/2012   | 1.00:1 | 37,500.00 | 7,500.00 | 15,000.00 | 15,000.00 | 15,000.00 |
|     |       | POLLUTION PREVENTION            | Project will fuse funds to aid local school districts, area transit agencies, and local governments in need of funding assistance to pay for the cost of the following activities to reduce emissions: 1) replacing older diesel buses with alternative fueled or clean diesel buses; or 2) retrofitting older diesel buses with new cleaner technology. RC&D shall disburse funds to school districts, area transit agencies, or local governments on a needs-rated basis, using non-attainment area status, condition of buses, or economic status of recipient as possible rating factors if competition for funds exists.<br><br>Minimum Contribution: \$1,500   |        |           |          | 15,000.00 | 15,000.00 |           |
| IHW | 42022 | BASF Corporation                | 03/16/2012   | 1.00:1 | 42,750.00 | 8,550.00 | 17,100.00 | 17,100.00 | 17,100.00 |
|     |       | POLLUTION PREVENTION            | The contribution will be used in accordance with the Supplemental Environmental Project Agreement between the Houston-Galveston AERCO and the Texas Commission on Environmental Quality. SEP monies will be used to pay for the cost of replacing older diesel buses with alternative fueled or clean diesel buses.  |        |           |          | 17,100.00 | 17,100.00 |           |
| IHW | 43161 | Structural Metals, Inc.         | 08/05/2012   | 1.00:1 | 5,475.00  | 1,095.00 | 2,190.00  | 2,190.00  | 2,190.00  |
|     |       | POLLUTION PREVENTION            | Performing Party shall establish, operate and maintain water quality monitoring stations in streams, lakes, rivers, or other water bodies within one hundred miles of San Marcos, Texas.   |        |           |          | 2,190.00  | 2,190.00  |           |
| IHW | 41461 | Structural Metals, Inc.         | 09/16/2011   | 1.00:1 | 5,525.00  | 1,105.00 | 2,210.00  | 2,210.00  | 2,210.00  |

\* There are Multiple Respondent Names associated to this Case No.

## Appendix 2: List of SEP's & SEP Projects - FY2012

### Single Program

|     |       |                                       |   |        |           |          |          |          |
|-----|-------|---------------------------------------|---|--------|-----------|----------|----------|----------|
|     |       | POLLUTION PREVENTION                  | Performing Party shall establish, operate and maintain water quality monitoring stations in streams, lakes, rivers, or other water bodies within one hundred miles of San Marcos, Texas. The stations will consist of ambient water quality monitoring instruments, meteorological instruments, and ancillary equipment. The primary objective of these new monitoring stations is to provide continuous monitoring of area water quality. The information collected will be non-regulatory, and will be used to monitor the quality and safety of Texas surface waters, and to assess the state of the environment with real-time or near real-time monitoring data. SEP monies will be used to pay for the instrumentation, installation, and maintenance and/or operation of the instrumentation, data validation, software license, and web server costs.   |        |           |          | 2,210.00 | 2,210.00 |
| IHW | 42574 | Triumph Structures - East Texas, Inc. | 04/23/2012  | 1.00:1 | 10,470.00 | 2,094.00 | 4,188.00 | 4,188.00 |
|     |       | POLLUTION PREVENTION                  | Project will fuse funds to aid local school districts, area transit agencies, and local governments in need of funding assistance to pay for the cost of the following activities to reduce emissions: 1) replacing older diesel buses with alternative fueled or clean diesel buses; or 2) retrofitting older diesel buses with new cleaner technology. RC&D shall disburse funds to school districts, area transit agencies, or local governments on a needs-rated basis, using non-attainment area status, condition of buses, or economic status of recipient as possible rating factors if competition for funds exists.<br><br>Minimum Contribution: \$1,500  |        |           |          | 4,188.00 | 4,188.00 |
| MSW | 42250 | City Of Levelland                     | 05/12/2012  | 1.00:1 | 2,950.00  | 590.00   | 0.00     | 2,360.00 |
|     |       | POLLUTION PREVENTION                  | Abandoned Tire Clean-Up.  |        |           |          |          | 2,360.00 |
| MSW | 43040 | Greenstar Mid-America, LLC            | 07/15/2012  | 1.00:1 | 1,650.00  | 330.00   | 660.00   | 660.00   |
|     |       | POLLUTION PREVENTION                  | The Third-Party recipient shall install additional water quality monitoring sites to complement and enhance the existing San Antonio River Basin Monitoring Network (SARBMN) along the San Antonio River in Bexar, Wilson, Karnes, and Goliad counties. The Third-Party recipient may also use SEP funds to pay for the continued operation and maintenance of existing SARBMN sites.   |        |           |          | 660.00   | 660.00   |
| PST | 42649 | Harris County                         | 06/07/2012  | 1.00:1 | 3,400.00  | 680.00   | 0.00     | 2,720.00 |
|     |       | POLLUTION PREVENTION                  | Respondent shall contribute the SEP Offset Amount to the Third-Party Recipient named above. The contribution will be to the Bayou Land Conservancy for the Spring Creek Greenway Project. The contribution will be used in accordance with the Supplemental Environmental Project Agreement between the Third-Party Recipient and the TCEQ (the "Project"). Specifically, this SEP will focus on preserving multiple tracts of land comprising approximately 1,000 acres in the riparian corridor east of FM 2978 and west of U.S. 59. The Third-Party Recipient shall use SEP Funds to acquire conservation easements on these tracts to provide permanent protection and stewardship of these lands and waters. The Third-Party Recipient shall also use SEP Funds to conduct restoration work, including tree plantings, on these tracts, as needed. All property acquired in whole or in part with SEP Funds must be preserved in perpetuity through a conservation easement that complies with Subchapter A, Chapter 183, Texas Na |        |           |          | 2,720.00 | 2,720.00 |
| PST | 42765 | DCJR Enterprises, Inc.                | 06/17/2012  | 1.00:1 | 4,000.00  | 800.00   | 1,600.00 | 1,600.00 |

\* There are Multiple Respondent Names associated to this Case No.

## Appendix 2: List of SEP's & SEP Projects - FY2012

### Single Program

|     |                      |  |            |           |           |          |           |           |           |
|-----|----------------------|--|------------|-----------|-----------|----------|-----------|-----------|-----------|
|     | POLLUTION PREVENTION | The Respondent shall contribute the SEP Offset Amount to the Third-Party Recipient named above. The contribution will be to the City of Portland for the Violet Andrews Park Erosion Control and Habitat Restoration SEP. The contribution will be used in accordance with the Supplemental Environmental Project between the Third-Party Recipient and the TCEQ (the "Project"). Specifically, the SEP Offset Amount will be used for habitat restoration and erosion control in Violet Andrews Park. This SEP will restore native vegetation in strategic areas that are denuded within the park site which will reduce erosion and sedimentation, and enhance and restore native habitat for numerous bird species protected under the Migratory Bird Treaty Act.                           | 1,600.00   | 1,600.00  |           |          |           |           |           |
| PST | 43574                | Limestone County   | 08/26/2012 | 1.00:1    | 6,000.00  | 1,200.00 | 0.00      | 4,800.00  | 4,800.00  |
|     | POLLUTION PREVENTION | RC&D will coordinate with local city and county government officials to clean-up sites where tires have been disposed of illegally. Contributions will be used to clean up illegal tire sites. Eligible sites will be limited to areas where a responsible party can not be identified and where there is no preexisting obligation to clean up the site by the owner or government.   | 4,800.00   | 4,800.00  |           |          |           |           |           |
| PST | 42210                | Austin Mac Haik Ford Lincoln LTD   | 06/07/2012 | 1.00:1    | 2,379.00  | 475.00   | 952.00    | 952.00    | 952.00    |
|     | POLLUTION PREVENTION | Respondent shall contribute the SEP offset amount to the Third-Party Recipient named above. The contribution will be to the Austin Parks Foundation for the Restoration and Rehabilitation of the Barton Springs Pool Bypass Tunnel. The contribution will be used in accordance with the Supplemental Environmental Project Agreement between the Third-Party Recipient and the TCEQ (the "Project"). The deteriorated condition of the Barton Springs Pool Bypass tunnel results in a significant increase of pollutants from urban runoff into the pool. Specifically, this SEP will restore and rehabilitate the Barton Springs Pool bypass tunnel inlet grate and outlet valve by providing funds for the engineering design, materials and construction activities to repair the tunnel. | 952.00     | 952.00    |           |          |           |           |           |
| PST | 39658                | Thomas Petroleum, LLC  | 11/03/2011 | 1.00:1    | 84,004.00 | 0.00     | 42,002.00 | 42,002.00 | 42,002.00 |
|     | POLLUTION REDUCTION  | Respondent shall contribute the SEP Offset Amount to the Third-Party Recipient named above. The contribution will be to Jefferson County for the Cheek Community First Time Sewer Service for Low-Income Home Owners. The contribution will be used in accordance with the Supplemental Environmental Project between the Third-Party Recipient and the TCEQ (the "Project"). Specifically, the SEP Offset Amount will be used to provide first time sewer service for approximately 81 Low-Income residential customers in the Candlelight and Martel Subdivisions (Cheek Community) located in the western area of Jefferson County. This area has open sewage pits or poorly maintained septic systems which are a hazard to human health and the environment.                              | 42,002.00  | 42,002.00 |           |          |           |           |           |
| PST | 42472                | City of Garland  | 05/24/2012 | 1.00:1    | 4,875.00  | 975.00   | 0.00      | 3,900.00  | 3,900.00  |
|     | POLLUTION PREVENTION | SEP funds will be used to construct, operate, maintain, and potentially expand a network of continuous ambient monitoring stations ("CAMS") that monitor both air toxics and ozone precursors.   | 3,900.00   | 3,900.00  |           |          |           |           |           |
| PST | 41849                | ANMOL & ASSOCIATES INC   | 03/18/2012 | 1.00:1    | 2,250.00  | 450.00   | 900.00    | 900.00    | 900.00    |

\* There are Multiple Respondent Names associated to this Case No.



## Appendix 2: List of SEP's & SEP Projects - FY2012

### Single Program

|     |                      |   |            |        |          |          |          |          |          |
|-----|----------------------|---|------------|--------|----------|----------|----------|----------|----------|
|     | POLLUTION PREVENTION | The contribution will be to Caddo Lake Institute (CLI) for the Caddo Lake Watershed Enhanced Monitoring Program to be used as set forth in an agreement between the Third-Party Recipient and the TCEQ. Specifically, SEP funds will be used for increased water quality monitoring and contaminant sampling for use in evaluating risks to water in Caddo Lake and other water bodies in the Cypress Creek basin, comprising the Caddo Lake watershed. This project will supplement and enhance existing monitoring and contaminant sampling within the Cypress Creek basin. Depending upon the amount of funding available, SEP funds may be used to increase the frequency of samples taken and analyzed from existing monitoring sites, expand the types of monitoring done for existing sites, fund monitoring at other locations, or fund other types of environmental sampling for contaminants that enter waters of the State.  | 900.00     | 900.00 |          |          |          |          |          |
| PST | 42534                | City of Arlington   | 08/05/2012 | 1.00:1 | 6,100.00 | 1,220.00 | 0.00     | 4,880.00 | 4,880.00 |
|     | POLLUTION PREVENTION | SEP funds will be used to construct, operate, maintain, and potentially expand a network of continuous ambient monitoring stations ("CAMS") that monitor both air toxics and ozone precursors.  |            |        |          |          |          | 4,880.00 | 4,880.00 |
| PST | 42527                | Quick AI, Inc.  | 06/15/2012 | 1.00:1 | 2,550.00 | 0.00     | 1,275.00 | 1,275.00 | 1,275.00 |
|     | POLLUTION PREVENTION | Respondent shall contribute the SEP Offset Amount to the Third-Party Recipient named above. The contribution will be to the Texas Association of Resource Conservation & Development Areas, Inc. ("RC&D") for the Water and Wastewater Treatment Assistance project.  |            |        |          |          |          | 1,275.00 | 1,275.00 |
| PST | 42556                | BFI Waste Services of Texas, LP   | 05/12/2012 | 1.00:1 | 4,738.00 | 947.00   | 1,896.00 | 1,895.00 | 1,895.00 |
|     | POLLUTION PREVENTION | Trash Bash is an annual event that entails the use of volunteers to clean up trash and pollutants from Galveston Bay and waterways in the San Jacinto watershed. The project has resulted in the removal of an average of 141.7 tons of trash and 729 abandoned tires annually from these waterways. SEP monies will pay for materials, supplies, disposal costs and transportation costs directly associated with the clean up of trash.   |            |        |          |          |          | 1,895.00 | 1,895.00 |
| PWS | 39336                | City of Alpine  | 11/03/2011 | 1.00:1 | 7,270.00 | 0.00     | 0.00     | 7,270.00 | 7,270.00 |
|     | POLLUTION REDUCTION  | Respondent shall contribute the SEP Offset Amount to the Third-Party Recipient named above. The contribution will be to the Trans-Pecos Water & Land Trust for the Trans-Pecos Water Rights Acquisition Project.  |            |        |          |          |          | 7,270.00 | 7,270.00 |
| PWS | 41591                | Village Farms, L.P.   | 11/18/2011 | 1.00:1 | 4,807.00 | 0.00     | 2,404.00 | 2,403.00 | 2,403.00 |
|     | POLLUTION PREVENTION | he contribution will be to the Trans-Pecos Water & Land Trust for the Trans-Pecos Water Rights Acquisition Project. The contribution will be used in accordance with the Supplemental Environmental Project between the Third-Party Recipient and the TCEQ (the "Project"). Specifically, the SEP Offset Amount will be used to acquire, by lease or purchase, surface water rights from various owners of existing water rights in the Rio Grande River Basin in Texas. Within 30 days after water rights are acquired, Third-Party Recipient shall then apply to TCEQ to administratively amend the water rights permit or certificate of adjudication (collectively referred to as "permit") pursuant to Water Code, Section 11.0237. If water rights are purchased, Third-Party Recipient shall change the use exclusively to instream flows dedicated to environmental needs. If the water rights are leased, Third-Party Recipient shall either change the use exclusively to or add a use for instream flows dedicated to environmental needs. |            |        |          |          |          | 2,403.00 | 2,403.00 |
| PWS | 41602                | Copperas Cove MHC, LLC  | 11/03/2011 | 1.00:1 | 1,732.00 | 0.00     | 866.00   | 866.00   | 866.00   |

\* There are Multiple Respondent Names associated to this Case No.

## Appendix 2: List of SEP's & SEP Projects - FY2012

### Single Program

|     |       |  |   |        |           |          |           |           |           |
|-----|-------|--|---|--------|-----------|----------|-----------|-----------|-----------|
|     |       | POLLUTION PREVENTION                     | The contribution will be to the Travis Audubon Society, Inc. for the Baker Sanctuary Fence Project Phase III. The contribution will be used in accordance with the Supplemental Environmental Project between the Third-Party Recipient and the TCEQ (the "Project"). Specifically, the SEP Offset Amount will be used to install an eight-foot tall game fence along 1,900 feet of the northern end of the Baker Sanctuary in order to prevent erosion and habitat destruction from the deer. The Third-Party Recipient owns the Baker Sanctuary; a 690 acre habitat preserve located in northwest Travis County for state and federally endangered Golden-cheeked Warbler and other wildlife.   |        |           |          | 866.00    | 866.00    |           |
| PWS | 41610 | University of Texas of the Permian Basin | 12/19/2011  | 1.00:1 | 913.00    | 0.00     | 0.00      | 913.00    | 913.00    |
|     |       | POLLUTION PREVENTION                     | The contribution will be to the Travis Audubon Society, Inc. for the Baker Sanctuary Fence Project Phase III. The contribution will be used in accordance with the Supplemental Environmental Project between the Third-Party Recipient and the TCEQ (the "Project"). Specifically, the SEP Offset Amount will be used to install an eight-foot tall game fence along 1,900 feet of the northern end of the Baker Sanctuary in order to prevent erosion and habitat destruction from the deer. The Third-Party Recipient owns the Baker Sanctuary; a 690 acre habitat preserve located in northwest Travis County for state and federally endangered Golden-cheeked Warbler and other wildlife.   |        |           |          | 913.00    | 913.00    |           |
| WQ  | 41280 | Zapata County                            | 10/02/2011  | 1.00:1 | 13,200.00 | 2,640.00 | 0.00      | 10,560.00 | 10,560.00 |
|     |       | POLLUTION REDUCTION                      | Respondent shall hold two one-day events for the collection, recycling, and proper disposal of used tires (the "Project"). The events will be advertised in the local newspaper of largest circulation and will include the required enforcement statement as stated in Section 6, Publicity, below. Citizens will be invited to drop off tires free of charge at a location convenient to local citizens located at the Zapata County Waterworks Maintenance Yard, 451 FM 496, Zapata, Texas, and at the collection site at San Ygnacio Landfill, (RN102327574), N US Highway 83, San Ygnacio, Texas 78067. Labor shall be provided by the Respondent at no cost to the SEP. Respondent shall provide the necessary equipment to collect tires. The SEP Offset Amount will be used for the cost of a licensed contractor to transport and properly dispose of collected tires, for directional signs at the drop off locations, and for the cost of publication of the events. |        |           |          | 10,560.00 | 10,560.00 |           |
| WQ  | 41208 | ExxonMobil Oil Corporation               | 09/16/2011  | 1.00:1 | 23,900.00 | 4,780.00 | 9,560.00  | 9,560.00  | 9,560.00  |
|     |       | POLLUTION PREVENTION                     | Project will repair or replace failing water systems or on-site wastewater systems for low-income homeowners. SEP funds will be used to pay for the labor and material costs related to repairing or replacing the failing systems. The recipients will not be charged for the cost of replacing or repairing the failing system. Benefit: Protect water sources for drinking, recreation and wildlife from contamination from the failing treatment systems; protect public health from contaminated drinking water supplies. Eligible Counties: Statewide   |        |           |          | 9,560.00  | 9,560.00  |           |
| WQ  | 41134 | City of La Joya                          | 12/19/2011  | 1.00:1 | 16,700.00 | 3,340.00 | 0.00      | 13,360.00 | 13,360.00 |

\* There are Multiple Respondent Names associated to this Case No.

## Appendix 2: List of SEP's & SEP Projects - FY2012

### Single Program

|    |                      |   |            |        |           |          |           |           |           |
|----|----------------------|---|------------|--------|-----------|----------|-----------|-----------|-----------|
|    | POLLUTION REDUCTION  | Respondent shall hold three (3) one-day events for the collection, recycling, and proper disposal of used tires (the "Project"). The events shall be advertised in the local newspaper of largest circulation and shall include the required enforcement statement as stated in Section 6, Publicity, below. Citizens will be invited to drop off tires free of charge at a location convenient to local citizens located at the corner of Military Road and Garza Avenue in La Joya, Texas. Labor shall be provided by the Respondent at no cost to the SEP. Respondent shall provide the necessary equipment to collect tires. The SEP Offset Amount shall be used for the cost of a licensed contractor to pick up and transport the tires to the Hidalgo County Landfill (Permit No. 1727; RN102003597), a proper disposal facility, located on Military Road off of Farm to Market Road 1427. The contractor will take the recyclable tires directly to an authorized tire recycling facility and provide proof of delivery to the City of La Joya. The SEP Offset Amount shall also be used for directional signs at the drop off locations, and for the cost of publication of the events. |            |        |           |          | 13,360.00 | 13,360.00 |           |
| WQ | 41083                | City of Jacksonville  | 01/27/2012 | 1.00:1 | 43,702.00 | 8,740.00 | 0.00      | 34,962.00 | 34,962.00 |
|    | POLLUTION REDUCTION  | Respondent shall hold three (3) one-day events for collecting tires, batteries, used furniture, appliances without Freon, plastic, electronic waste (e-Waste), brush, paper, and metal. Respondent shall offer five supervised drop-off collection sites where the public can drop off materials for disposal or recycling at no cost to the citizens. These collections sites will be located at 903 Peebles Street, 507 Highway 175, 924 Larissa, 728 E. Rusk, and 1108 S. Jackson. The disposal facility will be Royal Oaks Landfill (RN101927010; Permit No. 1614A) located at 608 County Road 4102, Jacksonville, Texas 75766. The events will be advertised in a local newspaper to increase public awareness of and participation in the events and will include the required enforcement statement described in Section 6. Publicity, below.  |            |        |           |          |           | 34,962.00 | 34,962.00 |
| WQ | 43109                | City of Royse City  | 08/17/2012 | 1.00:1 | 6,000.00  | 0.00     | 0.00      | 6,000.00  | 6,000.00  |
|    | POLLUTION PREVENTION | Project will repair or replace failing water systems or on-site wastewater systems for low-income homeowners.   |            |        |           |          |           | 6,000.00  | 6,000.00  |
| WQ | 41385                | City of Calvert   | 10/17/2011 | 1.00:1 | 6,464.00  | 0.00     | 0.00      | 6,464.00  | 6,464.00  |
|    | POLLUTION REDUCTION  | Respondent shall hold a three-day event for the collection, recycling, or proper disposal of tires and residential electronic waste ("E-waste") consisting of computers and televisions. Respondent shall offer a designated drop-off location at Old City Yard, Hanna Street, Calvert, Texas, where the public can drop off materials for disposal or recycling at no cost to the citizens. The event will be advertised in a local newspaper to increase public awareness of and participation in the event. Respondent shall collect, transport, dispose of, or recycle the collected materials at Brazos Valley Solid Waste Management Agency (Permit No. 1444C, RN100830090), 7600 Rock Prairie Road, College Station, Texas. The SEP Offset Amount will be used for the cost of a licensed contractor to transport and properly dispose of or recycle collected tires and E-waste, for directional signs at the drop off location(s), and for the cost of publication of the event. Labor shall be provided by the Respondent at no cost to the SEP.  |            |        |           |          |           | 6,464.00  | 6,464.00  |
| WQ | 41453                | City of Orange  | 08/17/2012 | 1.00:1 | 98,350.00 | 0.00     | 0.00      | 98,350.00 | 98,350.00 |
|    | POLLUTION PREVENTION | Respondent shall upgrade the infrastructure at the Jackson Street Wastewater Treatment Plant ("WWTP") by replacing the ultra-violet ("UV") disinfection equipment, modifying the effluent channel, and replacing the effluent flow meter.   |            |        |           |          |           | 98,350.00 | 98,350.00 |
| WQ | 41423                | City of Tatum   | 09/16/2011 | 1.00:1 | 11,120.00 | 2,224.00 | 0.00      | 8,896.00  | 8,896.00  |

\* There are Multiple Respondent Names associated to this Case No.

## Appendix 2: List of SEP's & SEP Projects - FY2012

### Single Program

|    |                      |  |            |        |           |          |          |           |           |
|----|----------------------|--|------------|--------|-----------|----------|----------|-----------|-----------|
|    | POLLUTION PREVENTION | The contribution will be to Caddo Lake Institute (CLI) for the Caddo Lake Watershed Enhanced Monitoring Program to be used as set forth in an agreement between the Third-Party Recipient and the TCEQ. Specifically, SEP funds will be used for increased water quality monitoring and contaminant sampling for use in evaluating risks to water in Caddo Lake and other water bodies in the Cypress Creek basin, comprising the Caddo Lake watershed. This project will supplement and enhance existing monitoring and contaminant sampling within the Cypress Creek basin. Depending upon the amount of funding available, SEP funds may be used to increase the frequency of samples taken and analyzed from existing monitoring sites, expand the types of monitoring done for existing sites, fund monitoring at other locations, or fund other types of environmental sampling for contaminants that enter waters of the State. |            |        |           |          | 8,896.00 | 8,896.00  |           |
| WQ | 42890                | San Antonio Water System   | 06/17/2012 | 1.00:1 | 4,100.00  | 820.00   | 0.00     | 3,280.00  | 3,280.00  |
|    | POLLUTION PREVENTION | Performing Party shall establish, operate and maintain water quality monitoring stations in streams, lakes, rivers, or other water bodies within one hundred miles of San Marcos, Texas. The stations will consist of ambient water quality monitoring instruments, meteorological instruments, and ancillary equipment. The primary objective of these new monitoring stations is to provide continuous monitoring of area water quality. The information collected will be non-regulatory, and will be used to monitor the quality and safety of Texas surface waters, and to assess the state of the environment with real-time or near real-time monitoring data. SEP monies will be used to pay for the instrumentation, installation, and maintenance and/or operation of the instrumentation, data validation, software license, and web server costs.  |            |        |           |          |          | 3,280.00  | 3,280.00  |
| WQ | 41452                | City Of Lexington  | 10/02/2011 | 1.00:1 | 6,670.00  | 1,334.00 | 0.00     | 5,336.00  | 5,336.00  |
|    | POLLUTION PREVENTION | Performing Party shall establish, operate and maintain water quality monitoring stations in streams, lakes, rivers, or other water bodies within one hundred miles of San Marcos, Texas. The stations will consist of ambient water quality monitoring instruments, meteorological instruments, and ancillary equipment. The primary objective of these new monitoring stations is to provide continuous monitoring of area water quality. The information collected will be non-regulatory, and will be used to monitor the quality and safety of Texas surface waters, and to assess the state of the environment with real-time or near real-time monitoring data. SEP monies will be used to pay for the instrumentation, installation, and maintenance and/or operation of the instrumentation, data validation, software license, and web server costs.  |            |        |           |          |          | 5,336.00  | 5,336.00  |
| WQ | 41251                | City of San Marcos   | 09/16/2011 | 1.00:1 | 4,000.00  | 800.00   | 0.00     | 3,200.00  | 3,200.00  |
|    | POLLUTION PREVENTION | Performing Party shall establish, operate and maintain water quality monitoring stations in streams, lakes, rivers, or other water bodies within one hundred miles of San Marcos, Texas. The stations will consist of ambient water quality monitoring instruments, meteorological instruments, and ancillary equipment. The primary objective of these new monitoring stations is to provide continuous monitoring of area water quality. The information collected will be non-regulatory, and will be used to monitor the quality and safety of Texas surface waters, and to assess the state of the environment with real-time or near real-time monitoring data. SEP monies will be used to pay for the instrumentation, installation, and maintenance and/or operation of the instrumentation, data validation, software license, and web server costs.  |            |        |           |          |          | 3,200.00  | 3,200.00  |
| WQ | 42879                | City of Austin   | 06/08/2012 | 1.00:1 | 13,050.00 | 0.00     | 0.00     | 13,050.00 | 13,050.00 |

\* There are Multiple Respondent Names associated to this Case No.

## Appendix 2: List of SEP's & SEP Projects - FY2012

### Single Program

|    |                           |  |            |           |           |          |      |           |           |
|----|---------------------------|--|------------|-----------|-----------|----------|------|-----------|-----------|
|    | POLLUTION PREVENTION      | Respondent shall contribute the SEP offset amount to the Third-Party Recipient named above. The contribution will be to the Austin Parks Foundation for the Restoration and Rehabilitation of the Barton Springs Pool Bypass Tunnel. The contribution will be used in accordance with the Supplemental Environmental Project Agreement between the Third-Party Recipient and the TCEQ (the "Project"). The deteriorated condition of the Barton Springs Pool Bypass tunnel results in a significant increase of pollutants from urban runoff into the pool. Specifically, this SEP will restore and rehabilitate the Barton Springs Pool bypass tunnel inlet grate and outlet valve by providing funds for the engineering design, materials and construction activities to repair the tunnel.   | 13,050.00  | 13,050.00 |           |          |      |           |           |
| WQ | 41091                     | Texas Parks and Wildlife Department  | 10/02/2011 | 1.00:1    | 1,380.00  | 276.00   | 0.00 | 1,104.00  | 1,104.00  |
|    | ENVIRONMENTAL RESTORATION | Respondent shall perform an erosion control project along the shore of Lake Abilene in Taylor County, Texas, to reduce siltation in the Fort Phantom Lake Watershed (the "Project"). The bank of Lake Abilene has eroded approximately seven feet within the past five years. The Project will consist of the installation of slope protection to eliminate ongoing erosion of Lake Abilene's shoreline. Slope stabilization will be addressed by the installation of R-Rap walls (also referred to as Bag Wall installation). The R-Rap wall installation will begin at N32°14'00.5" W99°53'41.4" and will continue 140 yards west to N32°14'01.7" W99°53'43.9". The SEP Offset Amount will be used to purchase R-Rap materials. No SEP Offset Amount may be used to pay labor costs for Park Rangers that will provide the labor for the Project during normal working hours.  | 1,104.00   | 1,104.00  |           |          |      |           |           |
| WQ | 42023                     | City of Madisonville   | 02/05/2012 | 1.00:1    | 7,860.00  | 1,572.00 | 0.00 | 6,288.00  | 6,288.00  |
|    | POLLUTION PREVENTION      | Respondent shall contribute the SEP offset amount to the Third-Party Recipient named above. The contribution will be to the Austin Parks Foundation for the Restoration and Rehabilitation of the Barton Springs Pool Bypass Tunnel. The contribution will be used in accordance with the Supplemental Environmental Project Agreement between the Third-Party Recipient and the TCEQ (the "Project"). The deteriorated condition of the Barton Springs Pool Bypass tunnel results in a significant increase of pollutants from urban runoff into the pool. Specifically, this SEP will restore and rehabilitate the Barton Springs Pool bypass tunnel inlet grate and outlet valve by providing funds for the engineering design, materials and construction activities to repair the tunnel.   | 6,288.00   | 6,288.00  |           |          |      |           |           |
| WQ | 42457                     | City of Fort Worth   | 02/18/2012 | 1.00:1    | 10,000.00 | 0.00     | 0.00 | 10,000.00 | 10,000.00 |
|    | POLLUTION PREVENTION      | The contribution will be to Caddo Lake Institute (CLI) for the Caddo Lake Watershed Enhanced Monitoring Program to be used as set forth in an agreement between the Third-Party Recipient and the TCEQ. Specifically, SEP funds will be used for increased water quality monitoring and contaminant sampling for use in evaluating risks to water in Caddo Lake and other water bodies in the Cypress Creek basin, comprising the Caddo Lake watershed. This project will supplement and enhance existing monitoring and contaminant sampling within the Cypress Creek basin. Depending upon the amount of funding available, SEP funds may be used to increase the frequency of samples taken and analyzed from existing monitoring sites, expand the types of monitoring done for existing sites, fund monitoring at other locations, or fund other types of environmental sampling for contaminants that enter waters of the State. | 10,000.00  | 10,000.00 |           |          |      |           |           |
| WQ | 41916                     | City of Commerce   | 02/05/2012 | 1.00:1    | 38,800.00 | 0.00     | 0.00 | 38,800.00 | 38,800.00 |
|    | CLEAN UP                  | Respondent shall remove and properly dispose of asbestos from two structures located at the City Park that the Respondent has deemed to be unsafe.   | 38,800.00  | 38,800.00 |           |          |      |           |           |

\* There are Multiple Respondent Names associated to this Case No.

## Appendix 2: List of SEP's & SEP Projects - FY2012

### Single Program

|    |       |                                       |   |        |           |          |          |           |           |
|----|-------|---------------------------------------|---|--------|-----------|----------|----------|-----------|-----------|
| WQ | 40477 | City of Carrollton                    | 01/27/2012  | 1.00:1 | 23,600.00 | 0.00     | 0.00     | 23,600.00 | 23,600.00 |
|    |       | POLLUTION PREVENTION                  | Respondent shall install a half-pipe with extended net ("capture gate") to capture and to prevent the solids from entering into Josey Lake at coordinates 32.973233,-96.891731  |        |           |          |          | 23,600.00 | 23,600.00 |
| WQ | 42180 | WHITEHEAD, IAN L *                    | 04/08/2012  | 1.00:1 | 7,200.00  | 1,440.00 | 2,880.00 | 2,880.00  | 2,880.00  |
|    |       | POLLUTION PREVENTION                  | Performing Party shall establish, operate and maintain water quality monitoring stations in streams, lakes, rivers, or other water bodies within one hundred miles of San Marcos, Texas. The stations will consist of ambient water quality monitoring instruments, meteorological instruments, and ancillary equipment. The primary objective of these new monitoring stations is to provide continuous monitoring of area water quality. The information collected will be non-regulatory, and will be used to monitor the quality and safety of Texas surface waters, and to assess the state of the environment with real-time or near real-time monitoring data. SEP monies will be used to pay for the instrumentation, installation, and maintenance and/or operation of the instrumentation, data validation, software license, and web server costs. |        |           |          |          | 2,880.00  | 2,880.00  |
| WQ | 42045 | City of Hubbard                       | 02/05/2012  | 1.00:1 | 20,400.00 | 0.00     | 0.00     | 20,400.00 | 20,400.00 |
|    |       | POLLUTION PREVENTION                  | Respondent shall contribute the SEP offset amount to the Third-Party Recipient named above. The contribution will be to the Austin Parks Foundation for the Restoration and Rehabilitation of the Barton Springs Pool Bypass Tunnel. The contribution will be used in accordance with the Supplemental Environmental Project Agreement between the Third-Party Recipient and the TCEQ (the "Project"). The deteriorated condition of the Barton Springs Pool Bypass tunnel results in a significant increase of pollutants from urban runoff into the pool. Specifically, this SEP will restore and rehabilitate the Barton Springs Pool bypass tunnel inlet grate and outlet valve by providing funds for the engineering design, materials and construction activities to repair the tunnel.  |        |           |          |          | 20,400.00 | 20,400.00 |
| WQ | 41287 | Forestar (USA) Real Estate Group Inc. | 09/16/2011  | 1.00:1 | 7,500.00  | 1,500.00 | 3,000.00 | 3,000.00  | 3,000.00  |
|    |       | POLLUTION PREVENTION                  | The Bunny Run Preserve is a 37-acre tract of land on the south side of the Colorado River just west of the Loop 360 Bridge in Travis County. The land was donated to The Hill Country Conservancy with the stipulation that the land be used in perpetuity as a wild bird preserve. Performing Party shall use SEP Funds to purchase native plants, seeds, and equipment in order to restore the native habitat of the preserve as more fully described below. Performing Party shall also use SEP Funds for labor, material and equipment costs directly associated with the clearance of brush from the small stream to revitalize the natural wetlands on the property.<br><br>Environmental Benefit: provide a discernible environmental benefit by restoring the native habitat of the preserve, which is located in a highly urban environment.         |        |           |          |          | 3,000.00  | 3,000.00  |
| WQ | 41137 | Clean Harbors Deer Park, L.P.         | 10/17/2011  | 1.00:1 | 23,900.00 | 4,780.00 | 9,560.00 | 9,560.00  | 9,560.00  |

\* There are Multiple Respondent Names associated to this Case No.

## Appendix 2: List of SEP's & SEP Projects - FY2012

### Single Program

|    |                      |  |            |           |           |          |          |           |           |
|----|----------------------|--|------------|-----------|-----------|----------|----------|-----------|-----------|
|    | POLLUTION PREVENTION | Contributions will be used to pay for labor and materials costs associated with implementing the Marsh Mania Project, which include restoring shoreline elevations, growing plants for shoreline restoration, and planting new habitat. Historic subsidence and erosion have resulted in shoreline elevations which are too low to support vegetation. This project will seek to raise elevations by scraping and terracing. Scraping involves the use of earthmoving equipment to grade an eroded, bluff-like shoreline so that it slopes gradually towards the water resulting in the ability of plant growth. Terracing uses earthmoving equipment to create small levees by burrowing and stacking sediment in shallow water.  | 9,560.00   | 9,560.00  |           |          |          |           |           |
| WQ | 41857                | Trinity Bay Conservation District  | 01/27/2012 | 1.00:1    | 20,925.00 | 4,185.00 | 0.00     | 16,740.00 | 16,740.00 |
|    | POLLUTION PREVENTION | Contributions will be used to pay for labor and materials costs associated with implementing the Marsh Mania Project, which include restoring shoreline elevations, growing plants for shoreline restoration, and planting new habitat. Historic subsidence and erosion have resulted in shoreline elevations which are too low to support vegetation. This project will seek to raise elevations by scraping and terracing. Scraping involves the use of earthmoving equipment to grade an eroded, bluff-like shoreline so that it slopes gradually towards the water resulting in the ability of plant growth. Terracing uses earthmoving equipment to create small levees by burrowing and stacking sediment in shallow water.  | 16,740.00  | 16,740.00 |           |          |          |           |           |
| WQ | 41336                | West Wise Special Utility District   | 10/02/2011 | 1.00:1    | 4,200.00  | 840.00   | 0.00     | 3,360.00  | 3,360.00  |
|    | POLLUTION PREVENTION | The contribution will be to Caddo Lake Institute (CLI) for the Caddo Lake Watershed Enhanced Monitoring Program to be used as set forth in an agreement between the Third-Party Recipient and the TCEQ. Specifically, SEP funds will be used for increased water quality monitoring and contaminant sampling for use in evaluating risks to water in Caddo Lake and other water bodies in the Cypress Creek basin, comprising the Caddo Lake watershed. This project will supplement and enhance existing monitoring and contaminant sampling within the Cypress Creek basin. Depending upon the amount of funding available, SEP funds may be used to increase the frequency of samples taken and analyzed from existing monitoring sites, expand the types of monitoring done for existing sites, fund monitoring at other locations, or fund other types of environmental sampling for contaminants that enter waters of the State. | 3,360.00   | 3,360.00  |           |          |          |           |           |
| WQ | 41807                | JARRELL INDEPENDENT SCHOOL DISTRICT  | 12/19/2011 | 1.00:1    | 6,930.00  | 1,386.00 | 0.00     | 5,544.00  | 5,544.00  |
|    | POLLUTION PREVENTION | Performing Party shall use SEP funds for the following activities for the Barton Springs Bypass Tunnel Repair: Engineering design, materials and construction activities to replace the bypass tunnel inlet grate; and engineering design, materials and construction activities of the bypass tunnel outlet gate/valve ("valve").<br><br>For the second phase of the project, the Performing Party shall replace the tunnel inlet grate with a bar or grate pattern that optimizes passage of debris to allow the full capacity of the tunnel to be utilized.   | 5,544.00   | 5,544.00  |           |          |          |           |           |
| WQ | 43572                | PL Propylene LLC   | 08/27/2012 | 1.00:1    | 18,000.00 | 3,600.00 | 7,200.00 | 7,200.00  | 7,200.00  |
|    | POLLUTION PREVENTION | The Project will restore the native wildlife habitat at the Arboretum which is located in a highly urban area. The restored forest will enhance water quality by serving as a filter for nutrients and other heavy metals thereby reducing the amount of pollutants reaching Buffalo Bayou.  | 7,200.00   | 7,200.00  |           |          |          |           |           |
| WQ | 42627                | San Antonio Water System   | 04/08/2012 | 1.00:1    | 1,500.00  | 300.00   | 0.00     | 1,200.00  | 1,200.00  |

\* There are Multiple Respondent Names associated to this Case No.

## Appendix 2: List of SEP's & SEP Projects - FY2012

### Single Program

|  |                      |  |   |        |                     |                   |                     |                    |                    |
|--|----------------------|--|---|--------|---------------------|-------------------|---------------------|--------------------|--------------------|
|  | POLLUTION PREVENTION | Project will repair or replace failing water systems or on-site wastewater systems for low-income homeowners. SEP funds will be used to pay for the labor and material costs related to repairing or replacing the failing systems. The recipients will not be charged for the cost of replacing or repairing the failing system.<br>Benefit: Protect water sources for drinking, recreation and wildlife from contamination from the failing treatment systems; protect public health from contaminated drinking water supplies.<br>Eligible Counties: Statewide<br>Minimum Contribution: \$2,000 |   |        |                     |                   | 1,200.00            | 1,200.00           |                    |
| WQ                                     | 42271                | City of Cotulla  | 06/22/2012  | 1.00:1 | 7,680.00            | 1,536.00          | 0.00                | 6,144.00           | 6,144.00           |
|  |                      | POLLUTION REDUCTION  | Self-Administered   |        |                     |                   |                     | 6,144.00           | 6,144.00           |
| WQ                                     | 41191                | Gulf Copper & Manufacturing Corporation  | 01/27/2012  | 1.00:1 | 11,426.00           | 2,285.00          | 4,571.00            | 4,570.00           | 4,570.00           |
|  |                      | POLLUTION PREVENTION   | Contributions will be used to pay for labor and materials costs associated with implementing the Marsh Mania Project, which include restoring shoreline elevations, growing plants for shoreline restoration, and planting new habitat. Historic subsidence and erosion have resulted in shoreline elevations which are too low to support vegetation. This project will seek to raise elevations by scraping and terracing. Scraping involves the use of earthmoving equipment to grade an eroded, bluff-like shoreline so that it slopes gradually towards the water resulting in the ability of plant growth. Terracing uses earthmoving equipment to create small levees by burrowing and stacking sediment in shallow water.   |        |                     |                   |                     | 4,570.00           | 4,570.00           |
| WQ                                     | 40725                | Zapata County  | 12/19/2011  | 1.00:1 | 74,860.00           | 0.00              | 0.00                | 74,860.00          | 74,860.00          |
|  |                      | POLLUTION REDUCTION  | Respondent shall install water lines and provide first-time water service to approximately five low-income residences located in the Falcon Rural Water Supply Corporation area on Pedernales Road in Zapata County (the "Project"). The Project will begin at the intersection of Highway 83 and Pedernales Road and proceed east for 5 miles on Pedernales Road. The SEP Offset Amount will be used to purchase materials, supplies, and equipment necessary to complete the Project and for the testing and service connection fees for each of the residences. Zapata County will provide, at its own cost, the construction labor. Falcon Rural Water Supply Corporation is not under an enforcement action, and the proposed water line is not within the Zapata County Waterworks CCN. |        |                     |                   |                     | 74,860.00          | 74,860.00          |
| WQ                                     | 40551                | City of Tyler  | 03/16/2012  | 1.00:1 | 41,400.00           | 0.00              | 0.00                | 41,400.00          | 41,400.00          |
|  |                      | POLLUTION PREVENTION   | The SEP Offset Amount will be used to repair the leakage/seepage occurring at the diversion conduit outlet at the dam. The SEP Offset Amount will be used for the costs of construction, but not limited to, including materials and equipment, dewatering process and inspection fees relative to the construction portion of the Project. No SEP Offset Amount will be used for labor engineering, or design phases of the Project.   |        |                     |                   |                     | 41,400.00          | 41,400.00          |
| <b>Count of Single Program Orders:</b> |                      | <b>142</b>   | <b>Total:</b>   |        | <b>5,234,853.00</b> | <b>568,019.00</b> | <b>2,116,259.00</b> | <b>,550,575.00</b> | <b>,550,575.00</b> |

\* There are Multiple Respondent Names associated to this Case No.



## Appendix 2: List of SEP's & SEP Projects - FY2012

### Multi-Media Program

Date Range Selected : 09/01/2011 - 08/31/2012

| PGM   | Case No. | Respondent Name               | Effective Date   | Ratio        | Assessed Amt | Deferred Amt | Payable Amt  | SEP Cost     | SEP Offset |
|---|----------|-------------------------------|--|--------------|--------------|--------------|--------------|--------------|------------|
| MM  | 42641    | Exterran Energy Solutions LP  | 08/27/2012   | 1.00:1       | 21,241.00    | 4,248.00     | 8,497.00     | 8,496.00     | 8,496.00   |
|   |          | POLLUTION PREVENTION          | The Project will restore the native wildlife habitat at the Arboretum which is located in a highly urban area.   |              |              |              |              | 8,496.00     | 8,496.00   |
| MM  | 41721    | City of Edinburg              | 08/02/2012   | 1.00:1       | 12,000.00    | 2,400.00     | 0.00         | 9,600.00     | 9,600.00   |
|   |          | ENVIRONMENTAL RESTORATION     | Respondent shall install concrete rip-rap material along the eroded embankments of the two large ponds of the wetland area at the World Birding Center located at 714 South Raul Longoria Road, Edinburg, Texas  |              |              |              |              | 9,600.00     | 9,600.00   |
| MM  | 41260    | Effective Environmental, Inc. | 08/17/2012   | 1.00:1       | 16,375.00    | 0.00         | 8,188.00     | 8,187.00     | 8,187.00   |
|   |          | POLLUTION PREVENTION          | Respondent shall contribute to the Texas Association of Resource Conservation & Development Areas, Inc. ("RC&D") for the Water or Wastewater Treatment Assistance program.   |              |              |              |              | 8,187.00     | 8,187.00   |
| MM  | 41224    | Hunt County                   | 12/19/2011   | 1.00:1       | 10,000.00    | 0.00         | 0.00         | 10,000.00    | 10,000.00  |
|   |          | POLLUTION PREVENTION          | The contribution will be to Caddo Lake Institute (CLI) for the Caddo Lake Watershed Enhanced Monitoring Program to be used as set forth in an agreement between the Third-Party Recipient and the TCEQ. Specifically, SEP funds will be used for increased water quality monitoring and contaminant sampling for use in evaluating risks to water in Caddo Lake and other water bodies in the Cypress Creek basin, comprising the Caddo Lake watershed. This project will supplement and enhance existing monitoring and contaminant sampling within the Cypress Creek basin. Depending upon the amount of funding available, SEP funds may be used to increase the frequency of samples taken and analyzed from existing monitoring sites, expand the types of monitoring done for existing sites, fund monitoring at other locations, or fund other types of environmental sampling for contaminants that enter waters of the State. |              |              |              |              | 10,000.00    | 10,000.00  |
| <b>Count of Multi-Media Program Orders: 4</b> |          | <b>Total:</b>                 |  | 59,616.00    | 6,648.00     | 16,685.00    | 36,283.00    | 36,283.00    |            |
| <b>Grand Total Count of Orders: 146</b>       |          | <b>Grand Total:</b>           |  | 5,294,469.00 | 574,667.00   | 2,132,944.00 | 2,586,858.00 | 2,586,858.00 |            |

\* There are Multiple Respondent Names associated to this Case No.

## Appendix 3: List of Administrative Orders Issued FY2011

### Singles Programs

Date Range Selected : 09/01/2010 - 08/31/2011

| PGM | Case No. | Respondent Name                              | Docket#         | County      | Order Date | Penalty Assessed | Penalty Deferred | Payable Amount | SEP Offset |
|-----|----------|--|-----------------|-------------|------------|------------------|------------------|----------------|------------|
| AQ  | 38061    | Titan Gunite, LLC                            | 2009-1202-AIR-E | HARRIS      | 9/10/2010  | \$6,120          | \$0              | \$6,120        | \$0        |
| AQ  | 37647    | HUYNH, THANG                                 | 2009-0738-AIR-E | LIMESTONE   | 9/26/2010  | \$1,120          | \$224            | \$896          | \$0        |
| AQ  | 39493    | DCP Midstream, LP                            | 2010-0587-AIR-E | ANDREWS     | 9/26/2010  | \$3,550          | \$710            | \$1,420        | \$1,420    |
| AQ  | 39274    | Arkema Inc.                                  | 2010-0336-AIR-E | HARRIS      | 9/26/2010  | \$10,000         | \$2,000          | \$8,000        | \$0        |
| AQ  | 39232    | E. I. du Pont de Nemours and Company         | 2010-0313-AIR-E | HARRIS      | 9/26/2010  | \$10,336         | \$2,067          | \$8,269        | \$0        |
| AQ  | 39329    | Acacia Natural Gas Corporation               | 2010-0414-AIR-E | MONTGOMERY  | 9/26/2010  | \$14,345         | \$2,869          | \$11,476       | \$0        |
| AQ  | 36876    | Orange Crush Recyclers, Ltd.                 | 2008-1841-AIR-E | DALLAS      | 9/26/2010  | \$3,060          | \$0              | \$3,060        | \$0        |
| AQ  | 37372    | Janes Pavement Services, Inc.                | 2009-0416-AIR-E | WALKER      | 9/26/2010  | \$11,000         | \$200            | \$10,800       | \$0        |
| AQ  | 39307    | BASF FINA Petrochemicals Limited Partnership | 2010-0393-AIR-E | JEFFERSON   | 9/26/2010  | \$9,775          | \$1,955          | \$3,910        | \$3,910    |
| AQ  | 39093    | ConocoPhillips Company                       | 2010-0178-AIR-E | HUTCHINSON  | 9/26/2010  | \$47,084         | \$0              | \$23,542       | \$23,542   |
| AQ  | 39105    | WTG Gas Processing, L.P.                     | 2010-0219-AIR-E | HOWARD      | 9/26/2010  | \$4,850          | \$970            | \$3,880        | \$0        |
| AQ  | 39330    | Exxon Mobil Corporation                      | 2010-0427-AIR-E | HARRIS      | 9/26/2010  | \$10,000         | \$2,000          | \$4,000        | \$4,000    |
| AQ  | 39457    | BOPCO, L.P.                                  | 2010-0536-AIR-E | HOCKLEY     | 10/15/2010 | \$2,000          | \$400            | \$1,600        | \$0        |
| AQ  | 38827    | Brownfield Farmers, L.L.C.                   | 2009-2000-AIR-E | TERRY       | 10/15/2010 | \$1,160          | \$232            | \$928          | \$0        |
| AQ  | 39063    | Exxon Mobil Corporation                      | 2010-0134-AIR-E | HARRIS      | 10/15/2010 | \$40,000         | \$0              | \$20,000       | \$20,000   |
| AQ  | 39444    | TOTAL PETROCHEMICALS USA, INC.               | 2010-0525-AIR-E | HARRIS      | 10/15/2010 | \$10,000         | \$2,000          | \$8,000        | \$0        |
| AQ  | 38179    | Exxon Mobil Corporation                      | 2009-1343-AIR-E | HARRIS      | 10/15/2010 | \$3,700          | \$0              | \$1,850        | \$1,850    |
| AQ  | 39324    | Chevron Phillips Chemical Company LP         | 2010-0410-AIR-E | HARRIS      | 10/15/2010 | \$30,000         | \$0              | \$15,000       | \$15,000   |
| AQ  | 39582    | Midwest Wood Treating Inc                    | 2010-0682-AIR-E | NACOGDOCHES | 10/15/2010 | \$12,000         | \$2,400          | \$4,800        | \$4,800    |
| AQ  | 39492    | ExxonMobil Oil Corporation                   | 2010-0586-AIR-E | JEFFERSON   | 10/15/2010 | \$10,000         | \$0              | \$5,000        | \$5,000    |
| AQ  | 39305    | Valero Refining-Texas, L.P.                  | 2010-0390-AIR-E | GALVESTON   | 10/15/2010 | \$233,000        | \$46,600         | \$93,200       | \$93,200   |
| AQ  | 39156    | Devon Gas Services, L.P.                     | 2010-0232-AIR-E | WISE        | 10/15/2010 | \$5,625          | \$1,125          | \$4,500        | \$0        |
| AQ  | 39271    | Natural Gas Pipeline Company of America LLC  | 2010-0357-AIR-E | WISE        | 10/25/2010 | \$9,375          | \$1,875          | \$7,500        | \$0        |
| AQ  | 39578    | Azteca Milling, L. P.                        | 2010-0662-AIR-E | DEAF SMITH  | 10/25/2010 | \$3,775          | \$755            | \$3,020        | \$0        |
| AQ  | 39556    | Citgo Refining and Chemicals Company L.P.    | 2010-0644-AIR-E | NUECES      | 10/25/2010 | \$7,500          | \$1,500          | \$6,000        | \$0        |
| AQ  | 37339    | Valero Refining-Texas, L.P.                  | 2009-0401-AIR-E | NUECES      | 10/25/2010 | \$291,649        | \$0              | \$145,825      | \$145,824  |
| AQ  | 39394    | Rodney Wayne Winters                         | 2010-0488-AIR-E | WISE        | 10/25/2010 | \$6,000          | \$1,200          | \$4,800        | \$0        |
| AQ  | 39387    | The Dow Chemical Company                     | 2010-0477-AIR-E | BRAZORIA    | 10/25/2010 | \$20,000         | \$0              | \$10,000       | \$10,000   |
| AQ  | 38354    | Belvan Corp.                                 | 2009-1490-AIR-E | CROCKETT    | 10/25/2010 | \$7,650          | \$0              | \$7,650        | \$0        |
| AQ  | 39471    | DCP Midstream, LP                            | 2010-0555-AIR-E | WHARTON     | 10/25/2010 | \$10,000         | \$0              | \$10,000       | \$0        |
| AQ  | 38015    | Houston Refining LP                          | 2009-1158-AIR-E | HARRIS      | 10/25/2010 | \$10,501         | \$0              | \$10,501       | \$0        |
| AQ  | 38141    | Shell Oil Company                            | 2009-1300-AIR-E | HARRIS      | 10/25/2010 | \$51,570         | \$0              | \$25,785       | \$25,785   |
| AQ  | 39536    | Enbridge G & P (North Texas) LP              | 2010-0627-AIR-E | PARKER      | 10/25/2010 | \$3,900          | \$780            | \$3,120        | \$0        |
| AQ  | 39241    | Favelle Favco Cranes USA, Inc.               | 2010-0339-AIR-E | CAMERON     | 10/25/2010 | \$3,345          | \$669            | \$1,338        | \$1,338    |
| AQ  | 39224    | Huntsman Petrochemical Corporation           | 2010-0315-AIR-E | JEFFERSON   | 10/25/2010 | \$29,600         | \$5,920          | \$11,840       | \$11,840   |
| AQ  | 39545    | Intercontinental Terminals Company LLC       | 2010-0632-AIR-E | HARRIS      | 10/25/2010 | \$5,226          | \$1,045          | \$4,181        | \$0        |

## Singles Programs

## Appendix 3: List of Administrative Orders Issued FY2011

Date Range Selected : 09/01/2010 - 08/31/2011

| PGM | Case No. | Respondent Name                       | Docket#         | County     | Order Date | Penalty Assessed | Penalty Deferred | Payable Amount | SEP Offset |
|-----|----------|---------------------------------------|-----------------|------------|------------|------------------|------------------|----------------|------------|
| AQ  | 39238    | Motiva Enterprises LLC                | 2010-0381-AIR-E | JEFFERSON  | 10/25/2010 | \$97,167         | \$19,433         | \$38,867       | \$38,867   |
| AQ  | 39390    | Exxon Mobil Corporation               | 2010-0448-AIR-E | HARRIS     | 10/25/2010 | \$40,000         | \$0              | \$20,000       | \$20,000   |
| AQ  | 38569    | Stoneham Mill Inc                     | 2009-1590-AIR-E | LIBERTY    | 11/14/2010 | \$7,500          | \$0              | \$7,500        | \$0        |
| AQ  | 39240    | SandRidge Midstream, Inc.             | 2010-0340-AIR-E | PECOS      | 11/15/2010 | \$42,600         | \$0              | \$42,600       | \$0        |
| AQ  | 39546    | CROWN Cork & Seal USA, Inc.           | 2010-0629-AIR-E | MONTGOMERY | 11/15/2010 | \$1,640          | \$328            | \$1,312        | \$0        |
| AQ  | 39552    | Houston Refining LP                   | 2010-0641-AIR-E | HARRIS     | 11/15/2010 | \$20,499         | \$0              | \$20,499       | \$0        |
| AQ  | 39585    | ConocoPhillips Company                | 2010-0675-AIR-E | HUTCHINSON | 11/15/2010 | \$70,000         | \$0              | \$35,000       | \$35,000   |
| AQ  | 39367    | Maximus Coffee Group, LP              | 2010-0457-AIR-E | HARRIS     | 11/15/2010 | \$8,560          | \$1,712          | \$3,424        | \$3,424    |
| AQ  | 39764    | Targa Permian LP                      | 2010-0871-AIR-E | CRANE      | 11/15/2010 | \$3,983          | \$796            | \$3,187        | \$0        |
| AQ  | 39579    | WTG Gas Processing, L.P.              | 2010-0668-AIR-E | MARTIN     | 11/15/2010 | \$6,240          | \$1,248          | \$4,992        | \$0        |
| AQ  | 39332    | Attebury Grain, LLC                   | 2010-0418-AIR-E | TARRANT    | 11/15/2010 | \$17,520         | \$3,504          | \$14,016       | \$0        |
| AQ  | 39735    | DCP Midstream, LP                     | 2010-0830-AIR-E | CROCKETT   | 11/15/2010 | \$3,075          | \$615            | \$2,460        | \$0        |
| AQ  | 39406    | 850 Pine Street, Inc.                 | 2010-0491-AIR-E | JEFFERSON  | 11/15/2010 | \$11,050         | \$2,210          | \$4,420        | \$4,420    |
| AQ  | 38906    | XTO Energy Inc.                       | 2009-2084-AIR-E | YOAKUM     | 11/15/2010 | \$237,247        | \$0              | \$118,624      | \$118,623  |
| AQ  | 39194    | ExxonMobil Oil Corporation            | 2010-0258-AIR-E | JEFFERSON  | 11/15/2010 | \$132,500        | \$26,500         | \$53,000       | \$53,000   |
| AQ  | 39647    | Valero Refining-Texas, L.P.           | 2010-0741-AIR-E | NUECES     | 11/15/2010 | \$5,350          | \$1,070          | \$4,280        | \$0        |
| AQ  | 39247    | E. I. du Pont de Nemours and Company  | 2010-0379-AIR-E | JEFFERSON  | 11/15/2010 | \$30,050         | \$6,010          | \$12,020       | \$12,020   |
| AQ  | 39718    | Veolia ES Technical Solutions, L.L.C. | 2010-0811-AIR-E | JEFFERSON  | 12/4/2010  | \$22,100         | \$4,420          | \$8,840        | \$8,840    |
| AQ  | 39962    | Armortex, Inc.                        | 2010-1073-AIR-E | GUADALUPE  | 12/4/2010  | \$3,025          | \$605            | \$2,420        | \$0        |
| AQ  | 38966    | Chemtrade Refinery Services, Inc.     | 2010-0052-AIR-E | JEFFERSON  | 12/4/2010  | \$8,850          | \$1,770          | \$7,080        | \$0        |
| AQ  | 39698    | Formosa Plastics Corporation, Texas   | 2010-0795-AIR-E | CALHOUN    | 12/4/2010  | \$17,950         | \$3,590          | \$7,180        | \$7,180    |
| AQ  | 37691    | Enterprise Hydrocarbons L.P.          | 2009-0778-AIR-E | NUECES     | 12/4/2010  | \$7,920          | \$0              | \$7,920        | \$0        |
| AQ  | 39730    | UNI-GRAPHICS PRINTING LTD             | 2010-0824-AIR-E | TARRANT    | 12/4/2010  | \$22,245         | \$4,449          | \$17,796       | \$0        |
| AQ  | 39860    | Kuraray America, Inc.                 | 2010-0962-AIR-E | HARRIS     | 12/4/2010  | \$2,700          | \$540            | \$2,160        | \$0        |
| AQ  | 39542    | Alcoa World Alumina LLC               | 2010-0633-AIR-E | CALHOUN    | 12/4/2010  | \$20,700         | \$4,140          | \$16,560       | \$0        |
| AQ  | 39787    | Luminant Generation Company LLC       | 2010-0890-AIR-E | DALLAS     | 12/4/2010  | \$2,025          | \$405            | \$1,620        | \$0        |
| AQ  | 39733    | WTG Jameson, L.P.                     | 2010-0826-AIR-E | COKE       | 12/4/2010  | \$3,825          | \$765            | \$3,060        | \$0        |
| AQ  | 39814    | ISP Synthetic Elastomers LLC          | 2010-0916-AIR-E | JEFFERSON  | 12/4/2010  | \$6,325          | \$1,265          | \$2,530        | \$2,530    |
| AQ  | 39580    | ExxonMobil Oil Corporation            | 2010-0671-AIR-E | JEFFERSON  | 12/4/2010  | \$19,200         | \$3,840          | \$7,680        | \$7,680    |
| AQ  | 39588    | Cimarex Energy Co.                    | 2010-0679-AIR-E | JEFFERSON  | 12/4/2010  | \$6,536          | \$1,307          | \$2,615        | \$2,614    |
| AQ  | 39549    | Koch Pipeline Company, L.P.           | 2010-0639-AIR-E | NUECES     | 12/4/2010  | \$15,000         | \$0              | \$15,000       | \$0        |
| AQ  | 39538    | McWane, Inc.                          | 2010-0620-AIR-E | SMITH      | 12/4/2010  | \$73,168         | \$14,633         | \$29,268       | \$29,267   |
| AQ  | 39602    | Benedum Gas Partners, L.P.            | 2010-0700-AIR-E | UPTON      | 12/4/2010  | \$3,175          | \$635            | \$2,540        | \$0        |
| AQ  | 37994    | YOUNG, NEAL                           | 2009-1111-AIR-E | GALVESTON  | 12/23/2010 | \$4,080          | \$0              | \$4,080        | \$0        |
| AQ  | 37658    | ING, KENNETH                          | 2009-0697-AIR-E | GRAYSON    | 12/25/2010 | \$800            | \$160            | \$640          | \$0        |
| AQ  | 39852    | Marathon Petroleum Company LP         | 2010-0952-AIR-E | GALVESTON  | 12/25/2010 | \$7,300          | \$1,460          | \$5,840        | \$0        |
| AQ  | 39122    | Houston Refining LP                   | 2010-0211-AIR-E | HARRIS     | 12/25/2010 | \$36,285         | \$7,257          | \$29,028       | \$0        |
| AQ  | 39784    | Fiberglass Specialities, Inc.         | 2010-0889-AIR-E | RUSK       | 12/25/2010 | \$9,700          | \$1,940          | \$7,760        | \$0        |

## Singles Programs

## Appendix 3: List of Administrative Orders Issued FY2011

Date Range Selected : 09/01/2010 - 08/31/2011

| PGM | Case No. | Respondent Name                                 | Docket#         | County     | Order Date | Penalty Assessed | Penalty Deferred | Payable Amount | SEP Offset |
|-----|----------|---|-----------------|------------|------------|------------------|------------------|----------------|------------|
| AQ  | 39731    | Plank Coatings, Inc.                            | 2010-0828-AIR-E | ECTOR      | 12/25/2010 | \$950            | \$190            | \$760          | \$0        |
| AQ  | 37604    | Albemarle Corporation                           | 2009-0687-AIR-E | HARRIS     | 12/25/2010 | \$12,690         | \$0              | \$6,345        | \$6,345    |
| AQ  | 39928    | Agrifos Fertilizer L.L.C.                       | 2010-1035-AIR-E | HARRIS     | 12/25/2010 | \$7,550          | \$1,510          | \$6,040        | \$0        |
| AQ  | 39529    | INVISTA S a r.l.                                | 2010-0635-AIR-E | HARRIS     | 12/25/2010 | \$1,260          | \$252            | \$1,008        | \$0        |
| AQ  | 39727    | Enterprise Products Operating LLC               | 2010-0821-AIR-E | CHAMBERS   | 12/25/2010 | \$7,296          | \$1,459          | \$2,919        | \$2,918    |
| AQ  | 37885    | TOTAL PETROCHEMICALS USA, INC.                  | 2009-1015-AIR-E | HARRIS     | 12/25/2010 | \$13,275         | \$2,655          | \$5,310        | \$5,310    |
| AQ  | 39819    | American Acryl L.P.                             | 2010-0922-AIR-E | HARRIS     | 12/25/2010 | \$10,000         | \$0              | \$10,000       | \$0        |
| AQ  | 40100    | Budget Rent-A-Car Of El Paso, Inc.              | 2010-1223-AIR-E | EL PASO    | 2/5/2011   | \$900            | \$180            | \$720          | \$0        |
| AQ  | 39643    | Akzo Nobel Surface Chemistry LLC                | 2010-0738-AIR-E | FORT BEND  | 2/5/2011   | \$15,960         | \$0              | \$7,980        | \$7,980    |
| AQ  | 39967    | MEMC Pasadena, Inc.                             | 2010-1078-AIR-E | HARRIS     | 2/5/2011   | \$6,604          | \$1,320          | \$2,642        | \$2,642    |
| AQ  | 39854    | Laredo Paving, Inc.                             | 2010-0954-AIR-E | BROWN      | 2/5/2011   | \$1,050          | \$210            | \$840          | \$0        |
| AQ  | 39824    | Eagle Rock Field Services, L.P.                 | 2010-0920-AIR-E | HEMPHILL   | 2/5/2011   | \$2,400          | \$480            | \$1,920        | \$0        |
| AQ  | 40170    | Elgin-Butler Company                            | 2010-1292-AIR-E | BASTROP    | 2/5/2011   | \$7,000          | \$1,400          | \$5,600        | \$0        |
| AQ  | 39781    | Prism Gas Systems I, L.P                        | 2010-0887-AIR-E | HARRISON   | 2/5/2011   | \$54,800         | \$10,960         | \$21,920       | \$21,920   |
| AQ  | 40137    | Enterprise Products Operating LLC               | 2010-1261-AIR-E | HARRIS     | 2/5/2011   | \$1,320          | \$264            | \$1,056        | \$0        |
| AQ  | 39850    | Rhodia Inc.                                     | 2010-0951-AIR-E | HARRIS     | 2/5/2011   | \$3,360          | \$672            | \$2,688        | \$0        |
| AQ  | 39858    | Craftmasters Powder Coating, Inc.               | 2010-0970-AIR-E | MCLENNAN   | 2/5/2011   | \$3,270          | \$654            | \$2,616        | \$0        |
| AQ  | 40389    | DCP Midstream, LP                               | 2010-1511-AIR-E | ECTOR      | 2/5/2011   | \$23,875         | \$4,775          | \$9,550        | \$9,550    |
| AQ  | 40041    | Citgo Refining and Chemicals Company L.P.       | 2010-1150-AIR-E | NUECES     | 2/5/2011   | \$10,000         | \$2,000          | \$8,000        | \$0        |
| AQ  | 39490    | Shell Oil Company *                             | 2010-0609-AIR-E | HARRIS     | 2/5/2011   | \$40,000         | \$0              | \$20,000       | \$20,000   |
| AQ  | 39751    | Flint Hills Resources, LP                       | 2010-0854-AIR-E | JEFFERSON  | 2/5/2011   | \$70,382         | \$0              | \$35,191       | \$35,191   |
| AQ  | 39953    | E. I. du Pont de Nemours and Company            | 2010-1058-AIR-E | JEFFERSON  | 2/5/2011   | \$7,875          | \$1,575          | \$6,300        | \$0        |
| AQ  | 39876    | Devon Gas Services, L.P.                        | 2010-0995-AIR-E | WISE       | 2/5/2011   | \$2,350          | \$470            | \$1,880        | \$0        |
| AQ  | 40145    | Lone Star Industries, Inc.                      | 2010-1266-AIR-E | NOLAN      | 2/5/2011   | \$1,360          | \$272            | \$1,088        | \$0        |
| AQ  | 39485    | ALVAREZ, JOSE E                                 | 2010-0573-AIR-E | WEBB       | 2/5/2011   | \$1,575          | \$315            | \$1,260        | \$0        |
| AQ  | 39514    | Chevron Phillips Chemical Company LP            | 2010-0607-AIR-E | HARRIS     | 2/5/2011   | \$527,900        | \$105,580        | \$211,160      | \$211,160  |
| AQ  | 39884    | Pencoco, Inc.                                   | 2010-0989-AIR-E | AUSTIN     | 2/5/2011   | \$1,090          | \$218            | \$872          | \$0        |
| AQ  | 39931    | Belvan Corp.                                    | 2010-1038-AIR-E | CROCKETT   | 2/20/2011  | \$63,600         | \$0              | \$63,600       | \$0        |
| AQ  | 40007    | Heather McD, Ltd.                               | 2010-1123-AIR-E | CAMERON    | 2/20/2011  | \$8,325          | \$1,665          | \$6,660        | \$0        |
| AQ  | 40198    | Moss Bluff Hub LLC                              | 2010-1322-AIR-E | LIBERTY    | 2/20/2011  | \$3,375          | \$675            | \$2,700        | \$0        |
| AQ  | 39691    | DCP Midstream, LP                               | 2010-0784-AIR-E | HUTCHINSON | 2/20/2011  | \$55,350         | \$11,070         | \$22,140       | \$22,140   |
| AQ  | 40043    | Chevron Phillips Chemical Company LP            | 2010-1151-AIR-E | BRAZORIA   | 2/20/2011  | \$23,250         | \$4,650          | \$9,300        | \$9,300    |
| AQ  | 39353    | STICE ENTERPRISES, INC.                         | 2010-0430-AIR-E | PARKER     | 2/20/2011  | \$3,550          | \$710            | \$2,840        | \$0        |
| AQ  | 39965    | Lucite International, Inc.                      | 2010-1079-AIR-E | JEFFERSON  | 2/20/2011  | \$14,550         | \$2,910          | \$11,640       | \$0        |
| AQ  | 39923    | Sofia Enterprises, L.P.                         | 2010-1033-AIR-E | TOM GREEN  | 2/20/2011  | \$9,302          | \$0              | \$9,302        | \$0        |
| AQ  | 40070    | University of Texas Medical Branch at Galveston | 2010-1180-AIR-E | GALVESTON  | 2/20/2011  | \$5,000          | \$1,000          | \$4,000        | \$0        |
| AQ  | 40160    | ESPINOZA, MARIO                                 | 2010-1282-AIR-E | SMITH      | 2/20/2011  | \$5,250          | \$1,050          | \$4,200        | \$0        |
| AQ  | 40125    | Matheson Tri-Gas, Inc.                          | 2010-1242-AIR-E | FORT BEND  | 2/20/2011  | \$4,750          | \$0              | \$4,750        | \$0        |

## Singles Programs

## Appendix 3: List of Administrative Orders Issued FY2011

Date Range Selected : 09/01/2010 - 08/31/2011

| PGM | Case No. | Respondent Name                         | Docket#         | County     | Order Date | Penalty Assessed | Penalty Deferred | Payable Amount | SEP Offset |
|-----|----------|---|-----------------|------------|------------|------------------|------------------|----------------|------------|
| AQ  | 39152    | The Kippur Corporation                  | 2010-0241-AIR-E | EL PASO    | 2/20/2011  | \$16,000         | \$0              | \$16,000       | \$0        |
| AQ  | 38090    | BASF Catalysts LLC                      | 2009-1271-AIR-E | HARRIS     | 2/20/2011  | \$4,365          | \$873            | \$3,492        | \$0        |
| AQ  | 39978    | Flint Hills Resources, LP               | 2010-1099-AIR-E | JEFFERSON  | 2/20/2011  | \$28,350         | \$5,670          | \$11,340       | \$11,340   |
| AQ  | 40099    | PVR Natural Gas Gathering LLC           | 2010-1221-AIR-E | HEMPHILL   | 2/20/2011  | \$14,961         | \$2,992          | \$11,969       | \$0        |
| AQ  | 40231    | DCP Midstream, LP                       | 2010-1358-AIR-E | MOORE      | 2/20/2011  | \$2,625          | \$525            | \$2,100        | \$0        |
| AQ  | 39883    | DCP Midstream, LP                       | 2010-0985-AIR-E | CROCKETT   | 3/7/2011   | \$363,829        | \$72,765         | \$145,532      | \$145,532  |
| AQ  | 40267    | Noltex L.L.C.                           | 2010-1386-AIR-E | HARRIS     | 3/7/2011   | \$6,200          | \$1,240          | \$4,960        | \$0        |
| AQ  | 39926    | Gulf Coast Waste Disposal Authority     | 2010-1076-AIR-E | GALVESTON  | 3/7/2011   | \$17,100         | \$3,420          | \$0            | \$13,680   |
| AQ  | 40047    | Chevron Phillips Chemical Company LP    | 2010-1154-AIR-E | HARRIS     | 3/7/2011   | \$10,000         | \$2,000          | \$4,000        | \$4,000    |
| AQ  | 38076    | Equistar Chemicals, LP                  | 2009-1247-AIR-E | MATAGORDA  | 3/7/2011   | \$8,500          | \$1,700          | \$6,800        | \$0        |
| AQ  | 40154    | The Dow Chemical Company                | 2010-1279-AIR-E | BRAZORIA   | 3/7/2011   | \$10,000         | \$2,000          | \$4,000        | \$4,000    |
| AQ  | 40148    | DCP Midstream, LP                       | 2010-1272-AIR-E | OCHILTREE  | 3/7/2011   | \$2,250          | \$450            | \$1,800        | \$0        |
| AQ  | 40190    | Houston Refining LP                     | 2010-1315-AIR-E | HARRIS     | 3/7/2011   | \$10,000         | \$2,000          | \$4,000        | \$4,000    |
| AQ  | 39873    | Exxon Mobil Corporation                 | 2010-0976-AIR-E | HARRIS     | 3/7/2011   | \$26,950         | \$5,390          | \$10,780       | \$10,780   |
| AQ  | 40430    | Brazos Electric Power Cooperative, Inc. | 2010-1557-AIR-E | PARKER     | 3/7/2011   | \$2,075          | \$415            | \$1,660        | \$0        |
| AQ  | 38689    | DCP Midstream, LP                       | 2009-1821-AIR-E | ECTOR      | 3/7/2011   | \$755,251        | \$0              | \$377,626      | \$377,625  |
| AQ  | 40353    | Hanson Brick East, LLC                  | 2010-1470-AIR-E | PALO PINTO | 3/7/2011   | \$2,500          | \$500            | \$2,000        | \$0        |
| AQ  | 40234    | City of Pampa                           | 2010-1357-AIR-E | GRAY       | 3/7/2011   | \$1,290          | \$258            | \$1,032        | \$0        |
| AQ  | 40084    | KM Liquids Terminals LLC                | 2010-1205-AIR-E | HARRIS     | 3/7/2011   | \$4,550          | \$910            | \$3,640        | \$0        |
| AQ  | 40186    | WTG Gas Processing, L.P.                | 2010-1312-AIR-E | MARTIN     | 3/7/2011   | \$8,067          | \$1,613          | \$6,454        | \$0        |
| AQ  | 39828    | Enterprise Products Operating LLC       | 2010-0926-AIR-E | CHAMBERS   | 3/7/2011   | \$22,150         | \$0              | \$11,075       | \$11,075   |
| AQ  | 40142    | Kinder Morgan Treating LP               | 2010-1269-AIR-E | WILLACY    | 3/7/2011   | \$6,750          | \$1,350          | \$5,400        | \$0        |
| AQ  | 39284    | Aruba Petroleum, INC.                   | 2010-0365-AIR-E | WISE       | 3/7/2011   | \$35,500         | \$0              | \$0            | \$35,500   |
| AQ  | 40417    | Ranger Gas Gathering, L.L.C.            | 2010-1539-AIR-E | EASTLAND   | 3/7/2011   | \$58,900         | \$11,780         | \$47,120       | \$0        |
| AQ  | 40144    | Cargill Meat Solutions Corporation      | 2010-1265-AIR-E | PARMER     | 3/7/2011   | \$37,926         | \$7,585          | \$30,341       | \$0        |
| AQ  | 39952    | INEOS USA LLC                           | 2010-1059-AIR-E | BRAZORIA   | 3/7/2011   | \$70,000         | \$0              | \$35,000       | \$35,000   |
| AQ  | 39929    | Escambia Operating Co. LLC              | 2010-1037-AIR-E | ATASCOSA   | 3/7/2011   | \$900            | \$180            | \$720          | \$0        |
| AQ  | 40161    | Devon Gas Services, L.P.                | 2010-1284-AIR-E | WISE       | 3/19/2011  | \$7,500          | \$1,500          | \$6,000        | \$0        |
| AQ  | 40352    | Enterprise Products Operating LLC       | 2010-1465-AIR-E | CHAMBERS   | 3/19/2011  | \$6,448          | \$1,289          | \$2,580        | \$2,579    |
| AQ  | 40484    | Alon USA, LP                            | 2010-1640-AIR-E | HOWARD     | 3/19/2011  | \$4,200          | \$840            | \$3,360        | \$0        |
| AQ  | 40505    | United Copper Industries, Inc.          | 2010-1643-AIR-E | DENTON     | 3/19/2011  | \$7,125          | \$1,425          | \$5,700        | \$0        |
| AQ  | 38788    | Exxon Mobil Corporation                 | 2009-1944-AIR-E | HARRIS     | 3/19/2011  | \$60,000         | \$0              | \$30,000       | \$30,000   |
| AQ  | 40167    | Plant Process Equipment, Inc.           | 2010-1291-AIR-E | GALVESTON  | 3/19/2011  | \$1,530          | \$306            | \$612          | \$612      |
| AQ  | 40010    | Texmark Chemicals, Inc.                 | 2010-1126-AIR-E | HARRIS     | 3/19/2011  | \$21,625         | \$4,325          | \$8,650        | \$8,650    |
| AQ  | 40507    | Republic Plastics, Ltd.                 | 2010-1644-AIR-E | GUADALUPE  | 3/19/2011  | \$3,725          | \$745            | \$2,980        | \$0        |
| AQ  | 40504    | Tiger Trailers, Inc.                    | 2010-1642-AIR-E | TITUS      | 3/19/2011  | \$750            | \$150            | \$600          | \$0        |
| AQ  | 40274    | Rhodia Inc.                             | 2010-1388-AIR-E | HARRIS     | 3/19/2011  | \$1,410          | \$282            | \$1,128        | \$0        |
| AQ  | 40311    | Wesco Refractories, Inc.                | 2010-1429-AIR-E | TARRANT    | 3/19/2011  | \$4,200          | \$840            | \$3,360        | \$0        |

## Singles Programs

## Appendix 3: List of Administrative Orders Issued FY2011

Date Range Selected : 09/01/2010 - 08/31/2011

| PGM | Case No. | Respondent Name                              | Docket#         | County       | Order Date | Penalty Assessed | Penalty Deferred | Payable Amount | SEP Offset |
|-----|----------|--|-----------------|--------------|------------|------------------|------------------|----------------|------------|
| AQ  | 40423    | Southwest Shipyard, L.P.                     | 2010-1536-AIR-E | HARRIS       | 3/19/2011  | \$46,900         | \$9,380          | \$18,760       | \$18,760   |
| AQ  | 39998    | ExxonMobil Oil Corporation                   | 2010-1114-AIR-E | JEFFERSON    | 3/19/2011  | \$20,614         | \$0              | \$10,307       | \$10,307   |
| AQ  | 39699    | E. I. du Pont de Nemours and Company         | 2010-0839-MLM-E | ORANGE       | 3/19/2011  | \$43,500         | \$8,700          | \$17,400       | \$17,400   |
| AQ  | 40340    | Cerrito Gas Processing, L.L.C.               | 2010-1454-AIR-E | WEBB         | 3/19/2011  | \$12,355         | \$2,471          | \$9,884        | \$0        |
| AQ  | 38941    | Exxon Mobil Corporation                      | 2010-0027-AIR-E | HARRIS       | 3/19/2011  | \$6,325          | \$0              | \$3,163        | \$3,162    |
| AQ  | 40212    | City of Fort Worth                           | 2010-1334-AIR-E | TARRANT      | 3/19/2011  | \$15,900         | \$3,180          | \$0            | \$12,720   |
| AQ  | 40453    | Davis Gas Processing, Inc.                   | 2010-1583-AIR-E | CROCKETT     | 4/18/2011  | \$3,125          | \$625            | \$2,500        | \$0        |
| AQ  | 38480    | Turner Industries Group, L.L.C.              | 2009-1616-AIR-E | LAMAR        | 4/18/2011  | \$18,125         | \$3,625          | \$7,250        | \$7,250    |
| AQ  | 40476    | United States Gypsum Company                 | 2010-1628-AIR-E | HARRIS       | 4/18/2011  | \$17,375         | \$3,475          | \$13,900       | \$0        |
| AQ  | 40361    | Polk County                                  | 2010-1477-AIR-E | POLK         | 4/18/2011  | \$9,110          | \$1,822          | \$7,288        | \$0        |
| AQ  | 40432    | E. I. du Pont de Nemours and Company         | 2010-1556-AIR-E | JEFFERSON    | 4/18/2011  | \$27,675         | \$5,535          | \$11,070       | \$11,070   |
| AQ  | 40427    | Chevron Phillips Chemical Company LP         | 2010-1550-AIR-E | HARRIS       | 4/18/2011  | \$5,150          | \$1,030          | \$2,060        | \$2,060    |
| AQ  | 40232    | Ogre, Inc.                                   | 2010-1355-AIR-E | RANDALL      | 4/18/2011  | \$18,000         | \$3,600          | \$14,400       | \$0        |
| AQ  | 39574    | Chevron Phillips Chemical Company LP         | 2010-0709-AIR-E | BRAZORIA     | 4/18/2011  | \$235,330        | \$47,066         | \$94,132       | \$94,132   |
| AQ  | 39565    | Exxon Mobil Corporation                      | 2010-0656-AIR-E | HARRIS       | 4/18/2011  | \$80,000         | \$0              | \$40,000       | \$40,000   |
| AQ  | 40195    | BASF FINA Petrochemicals Limited Partnership | 2010-1318-AIR-E | JEFFERSON    | 4/18/2011  | \$61,450         | \$12,290         | \$24,580       | \$24,580   |
| AQ  | 40460    | Pioneer Natural Resources USA, Inc.          | 2010-1587-AIR-E | BEE          | 4/18/2011  | \$3,750          | \$750            | \$3,000        | \$0        |
| AQ  | 40376    | GE Engine Services - Dallas, L.P.            | 2010-1492-AIR-E | TARRANT      | 4/18/2011  | \$2,250          | \$450            | \$1,800        | \$0        |
| AQ  | 40394    | Watco Tanks, Inc.                            | 2010-1510-AIR-E | WILSON       | 4/18/2011  | \$3,175          | \$635            | \$2,540        | \$0        |
| AQ  | 40322    | The Lubrizol Corporation                     | 2010-1468-AIR-E | HARRIS       | 4/18/2011  | \$9,075          | \$1,815          | \$3,630        | \$3,630    |
| AQ  | 40210    | Shell Chemical LP                            | 2010-1331-AIR-E | HARRIS       | 4/18/2011  | \$21,346         | \$0              | \$10,673       | \$10,673   |
| AQ  | 40337    | KMCO Properties L.P.                         | 2010-1446-AIR-E | HARRIS       | 4/18/2011  | \$4,450          | \$890            | \$3,560        | \$0        |
| AQ  | 37528    | Tyson Poultry, Inc.                          | 2009-0601-AIR-E | SHELBY       | 4/18/2011  | \$15,753         | \$3,150          | \$12,603       | \$0        |
| AQ  | 40520    | Owens Corning Composite Materials, LLC       | 2010-1662-AIR-E | RANDALL      | 4/18/2011  | \$8,300          | \$1,660          | \$6,640        | \$0        |
| AQ  | 40038    | Bayer Materialscience LLC                    | 2010-1148-AIR-E | CHAMBERS     | 4/18/2011  | \$19,836         | \$0              | \$19,836       | \$0        |
| AQ  | 40429    | Celanese Ltd.                                | 2010-1559-AIR-E | HARRIS       | 4/18/2011  | \$3,975          | \$795            | \$3,180        | \$0        |
| AQ  | 40412    | ExxonMobil Oil Corporation                   | 2010-1524-AIR-E | JEFFERSON    | 4/18/2011  | \$4,082          | \$816            | \$1,633        | \$1,633    |
| AQ  | 40398    | Equistar Chemicals, LP                       | 2010-1515-AIR-E | HARRIS       | 4/18/2011  | \$10,000         | \$2,000          | \$4,000        | \$4,000    |
| AQ  | 40536    | TOTAL PETROCHEMICALS USA, INC.               | 2010-1675-AIR-E | HARRIS       | 4/18/2011  | \$10,000         | \$2,000          | \$8,000        | \$0        |
| AQ  | 38379    | Pioneer Natural Resources USA, Inc.          | 2009-1510-AIR-E | POTTER       | 4/18/2011  | \$30,516         | \$6,103          | \$24,413       | \$0        |
| AQ  | 40710    | L & L Pallet Supply, Inc.                    | 2010-1854-AIR-E | RANDALL      | 5/8/2011   | \$2,710          | \$542            | \$2,168        | \$0        |
| AQ  | 40397    | Motiva Enterprises LLC                       | 2010-1514-AIR-E | JEFFERSON    | 5/8/2011   | \$85,125         | \$17,025         | \$34,050       | \$34,050   |
| AQ  | 40480    | American Marazzi Tile, Inc.                  | 2010-1613-AIR-E | DALLAS       | 5/8/2011   | \$16,350         | \$3,270          | \$13,080       | \$0        |
| AQ  | 39506    | Equistar Chemicals, LP                       | 2010-0591-AIR-E | HARRIS       | 5/8/2011   | \$10,000         | \$2,000          | \$8,000        | \$0        |
| AQ  | 40562    | Sherwin Alumina, L.P.                        | 2010-1705-AIR-E | SAN PATRICIO | 5/8/2011   | \$4,550          | \$910            | \$1,820        | \$1,820    |
| AQ  | 40313    | ISP Technologies Inc.                        | 2010-1430-AIR-E | GALVESTON    | 5/8/2011   | \$5,250          | \$1,050          | \$2,100        | \$2,100    |
| AQ  | 40329    | The Dow Chemical Company                     | 2010-1450-AIR-E | BRAZORIA     | 5/8/2011   | \$96,975         | \$19,395         | \$38,790       | \$38,790   |
| AQ  | 40734    | SandRidge Energy, Inc.                       | 2010-1873-AIR-E | GALVESTON    | 5/8/2011   | \$950            | \$190            | \$760          | \$0        |

## Singles Programs

## Appendix 3: List of Administrative Orders Issued FY2011

Date Range Selected : 09/01/2010 - 08/31/2011

| PGM | Case No. | Respondent Name                                | Docket#         | County     | Order Date | Penalty Assessed | Penalty Deferred | Payable Amount | SEP Offset |
|-----|----------|--|-----------------|------------|------------|------------------|------------------|----------------|------------|
| AQ  | 38258    | Mobil Chemical Company Inc.                    | 2009-1397-AIR-E | JEFFERSON  | 5/8/2011   | \$12,600         | \$2,520          | \$5,040        | \$5,040    |
| AQ  | 40519    | Huntsman Petrochemical Corporation             | 2010-1661-AIR-E | JEFFERSON  | 5/8/2011   | \$21,700         | \$4,340          | \$8,680        | \$8,680    |
| AQ  | 40565    | United States Gypsum Company                   | 2010-1710-AIR-E | NOLAN      | 5/8/2011   | \$10,500         | \$2,100          | \$4,200        | \$4,200    |
| AQ  | 40065    | Linde Gas North America LLC                    | 2010-1187-AIR-E | HARRIS     | 5/8/2011   | \$55,650         | \$11,130         | \$22,260       | \$22,260   |
| AQ  | 40402    | Pasadena Cogeneration L.P.                     | 2010-1517-AIR-E | HARRIS     | 5/8/2011   | \$883            | \$176            | \$707          | \$0        |
| AQ  | 39245    | Equistar Chemicals, LP                         | 2010-0328-AIR-E | HARRIS     | 5/8/2011   | \$10,000         | \$2,000          | \$8,000        | \$0        |
| AQ  | 40425    | Delek Refining, Ltd.                           | 2010-1547-AIR-E | SMITH      | 5/8/2011   | \$70,250         | \$14,050         | \$28,100       | \$28,100   |
| AQ  | 39231    | Equistar Chemicals, LP                         | 2010-0335-AIR-E | HARRIS     | 5/8/2011   | \$10,000         | \$2,000          | \$8,000        | \$0        |
| AQ  | 40506    | Exxon Mobil Corporation                        | 2010-1654-AIR-E | HARRIS     | 5/8/2011   | \$5,875          | \$1,175          | \$2,350        | \$2,350    |
| AQ  | 40585    | DCP Midstream, LP                              | 2010-1730-AIR-E | CARSON     | 5/8/2011   | \$25,200         | \$5,040          | \$10,080       | \$10,080   |
| AQ  | 40650    | ConocoPhillips Company                         | 2010-1795-AIR-E | HUTCHINSON | 5/8/2011   | \$9,725          | \$1,945          | \$7,780        | \$0        |
| AQ  | 40547    | SANTA RITA MOTORS, INC                         | 2010-1691-AIR-E | TOM GREEN  | 5/8/2011   | \$1,250          | \$250            | \$1,000        | \$0        |
| AQ  | 39111    | Dolphin Petroleum, LP                          | 2010-0193-AIR-E | REFUGIO    | 5/8/2011   | \$3,175          | \$0              | \$3,175        | \$0        |
| AQ  | 39162    | INEOS Nova, LLC                                | 2010-0261-AIR-E | GALVESTON  | 5/8/2011   | \$10,250         | \$2,050          | \$4,100        | \$4,100    |
| AQ  | 40676    | Arkema Inc.                                    | 2010-1810-AIR-E | JEFFERSON  | 5/8/2011   | \$10,000         | \$0              | \$10,000       | \$0        |
| AQ  | 40535    | Enbridge G & P (North Texas) LP                | 2010-1676-AIR-E | PARKER     | 5/8/2011   | \$10,125         | \$2,025          | \$8,100        | \$0        |
| AQ  | 40582    | BASF Corporation                               | 2010-1726-AIR-E | HARRIS     | 5/8/2011   | \$4,100          | \$820            | \$3,280        | \$0        |
| AQ  | 40483    | GB Biosciences Corporation                     | 2010-1612-AIR-E | HARRIS     | 5/8/2011   | \$9,850          | \$1,970          | \$3,940        | \$3,940    |
| AQ  | 37082    | TOTAL PETROCHEMICALS USA, INC.                 | 2009-0131-AIR-E | JEFFERSON  | 5/8/2011   | \$130,575        | \$0              | \$65,288       | \$65,287   |
| AQ  | 39420    | INEOS USA LLC                                  | 2010-0507-AIR-E | BRAZORIA   | 5/8/2011   | \$10,050         | \$2,010          | \$8,040        | \$0        |
| AQ  | 40595    | SandRidge CO2, LLC                             | 2010-1743-AIR-E | PECOS      | 5/8/2011   | \$66,128         | \$13,225         | \$52,903       | \$0        |
| AQ  | 39660    | Atlas Pallet Industries, Inc.                  | 2010-0759-AIR-E | JOHNSON    | 5/8/2011   | \$1,130          | \$0              | \$1,130        | \$0        |
| AQ  | 40393    | Enterprise Crude Pipeline LLC                  | 2010-1506-AIR-E | GALVESTON  | 5/8/2011   | \$8,400          | \$1,680          | \$6,720        | \$0        |
| AQ  | 40742    | C&R Distributing, LLC                          | 2010-1883-AIR-E | EL PASO    | 5/22/2011  | \$900            | \$180            | \$720          | \$0        |
| AQ  | 40064    | PAVE/LOCK/PLUS, LLC                            | 2010-1182-AIR-E | FORT BEND  | 5/22/2011  | \$20,000         | \$0              | \$20,000       | \$0        |
| AQ  | 39861    | Kaneka Texas Corporation                       | 2010-0978-AIR-E | HARRIS     | 5/22/2011  | \$42,275         | \$8,455          | \$33,820       | \$0        |
| AQ  | 40704    | Rudy's West Bar-B-Q, LLC                       | 2010-1871-AIR-E | EL PASO    | 5/22/2011  | \$920            | \$184            | \$736          | \$0        |
| AQ  | 38615    | Davis Gas Processing, Inc.                     | 2009-1782-AIR-E | REAGAN     | 5/22/2011  | \$93,085         | \$18,617         | \$37,234       | \$37,234   |
| AQ  | 40624    | The Dow Chemical Company                       | 2010-1781-AIR-E | BRAZORIA   | 5/22/2011  | \$10,000         | \$2,000          | \$4,000        | \$4,000    |
| AQ  | 40359    | Williams Production - Gulf Coast Company, L.P. | 2010-1476-AIR-E | DENTON     | 5/22/2011  | \$9,000          | \$1,800          | \$7,200        | \$0        |
| AQ  | 40693    | Enterprise Products Operating LLC              | 2010-1831-AIR-E | CHAMBERS   | 5/22/2011  | \$6,251          | \$1,250          | \$2,501        | \$2,500    |
| AQ  | 40692    | Chevron Phillips Chemical Company LP           | 2010-1845-AIR-E | HARRIS     | 5/22/2011  | \$10,000         | \$2,000          | \$8,000        | \$0        |
| AQ  | 40694    | Eastman Chemical Company                       | 2010-1834-AIR-E | HARRISON   | 5/22/2011  | \$10,000         | \$2,000          | \$4,000        | \$4,000    |
| AQ  | 40345    | Belvan Corp.                                   | 2010-1453-AIR-E | CROCKETT   | 5/22/2011  | \$119,360        | \$0              | \$119,360      | \$0        |
| AQ  | 40227    | Apache Corporation                             | 2010-1354-AIR-E | WHEELER    | 5/22/2011  | \$139,000        | \$27,800         | \$111,200      | \$0        |
| AQ  | 40512    | Sunoco, Inc. (R&M)                             | 2010-1652-AIR-E | HARRIS     | 5/22/2011  | \$15,825         | \$3,165          | \$12,660       | \$0        |
| AQ  | 40560    | Akzo Nobel Surface Chemistry LLC               | 2010-1709-AIR-E | FORT BEND  | 5/22/2011  | \$9,675          | \$1,935          | \$7,740        | \$0        |
| AQ  | 40357    | Eagle Rock Field Services, L.P.                | 2010-1473-AIR-E | *MULTIPLE  | 5/22/2011  | \$23,170         | \$4,633          | \$18,537       | \$0        |

## Singles Programs

## Appendix 3: List of Administrative Orders Issued FY2011

Date Range Selected : 09/01/2010 - 08/31/2011

| PGM | Case No. | Respondent Name                                      | Docket#         | County      | Order Date | Penalty Assessed | Penalty Deferred | Payable Amount | SEP Offset |
|-----|----------|--|-----------------|-------------|------------|------------------|------------------|----------------|------------|
| AQ  | 39610    | Basell USA Inc.                                      | 2010-0708-AIR-E | HARRIS      | 5/22/2011  | \$3,550          | \$710            | \$2,840        | \$0        |
| AQ  | 39657    | Clayton Violette DBA GTO Automotive                  | 2010-0806-AIR-E | BELL        | 6/11/2011  | \$4,000          | \$0              | \$4,000        | \$0        |
| AQ  | 40696    | Valero Refining-Texas, L.P.                          | 2010-1836-AIR-E | GALVESTON   | 6/20/2011  | \$10,000         | \$2,000          | \$4,000        | \$4,000    |
| AQ  | 40310    | INEOS USA LLC  | 2010-1421-AIR-E | BRAZORIA    | 6/20/2011  | \$411,776        | \$82,355         | \$164,711      | \$164,710  |
| AQ  | 40651    | WTG Gas Processing, L.P.                             | 2010-1796-AIR-E | HOWARD      | 6/20/2011  | \$30,140         | \$0              | \$30,140       | \$0        |
| AQ  | 40706    | Flint Hills Resources Port Arthur, LLC               | 2010-1865-AIR-E | JEFFERSON   | 6/20/2011  | \$20,000         | \$4,000          | \$8,000        | \$8,000    |
| AQ  | 38935    | Coastal Crushed Concrete, LLC                        | 2010-0005-AIR-E | VICTORIA    | 6/20/2011  | \$1,000          | \$0              | \$1,000        | \$0        |
| AQ  | 40833    | DCP Midstream, LP                                    | 2010-1991-AIR-E | ECTOR       | 6/20/2011  | \$1,975          | \$395            | \$1,580        | \$0        |
| AQ  | 38652    | Pasadena Refining System, Inc                        | 2009-1807-AIR-E | HARRIS      | 6/20/2011  | \$279,125        | \$0              | \$279,125      | \$0        |
| AQ  | 40514    | Baytown Asphalt Materials, Ltd.                      | 2010-1685-AIR-E | HARRIS      | 6/20/2011  | \$2,750          | \$550            | \$1,100        | \$1,100    |
| AQ  | 40744    | Shell Chemical LP                                    | 2010-1889-AIR-E | HARRIS      | 6/20/2011  | \$10,000         | \$2,000          | \$4,000        | \$4,000    |
| AQ  | 40765    | E. I. du Pont de Nemours and Company                 | 2010-1909-AIR-E | JEFFERSON   | 6/20/2011  | \$8,375          | \$1,675          | \$3,350        | \$3,350    |
| AQ  | 40653    | Ryan C. Hoerauf                                      | 2010-1827-AIR-E | HENDERSON   | 6/20/2011  | \$7,125          | \$1,425          | \$5,700        | \$0        |
| AQ  | 40800    | Air Products LLC                                     | 2010-1945-AIR-E | HARRIS      | 6/20/2011  | \$5,450          | \$1,090          | \$4,360        | \$0        |
| AQ  | 40521    | Newell Recycling Company of El Paso, L.P.            | 2010-1665-AIR-E | EL PASO     | 6/20/2011  | \$2,140          | \$428            | \$1,712        | \$0        |
| AQ  | 40294    | Diamond Shamrock Refining Company, L.P.              | 2010-1410-AIR-E | MOORE       | 6/20/2011  | \$60,433         | \$0              | \$60,433       | \$0        |
| AQ  | 40236    | Texas Blending and Warehousing Corporation           | 2010-1365-AIR-E | HARRIS      | 6/20/2011  | \$1,875          | \$0              | \$1,875        | \$0        |
| AQ  | 40641    | Equistar Chemicals, LP                               | 2010-1794-AIR-E | HARRIS      | 6/20/2011  | \$10,000         | \$2,000          | \$4,000        | \$4,000    |
| AQ  | 40418    | Shell Oil Company                                    | 2010-1538-AIR-E | HARRIS      | 6/20/2011  | \$10,000         | \$2,000          | \$4,000        | \$4,000    |
| AQ  | 40312    | Huntsman Petrochemical Corporation                   | 2010-1422-AIR-E | JEFFERSON   | 7/2/2011   | \$10,000         | \$2,000          | \$4,000        | \$4,000    |
| AQ  | 40746    | Pure-Flow, Inc.                                      | 2010-1880-AIR-E | ANDREWS     | 7/2/2011   | \$8,000          | \$1,600          | \$6,400        | \$0        |
| AQ  | 40465    | United Structures of America, Inc.                   | 2010-1598-AIR-E | HARRIS      | 7/2/2011   | \$66,048         | \$13,209         | \$52,839       | \$0        |
| AQ  | 40953    | Enterprise Products Operating LLC                    | 2011-0032-AIR-E | CHAMBERS    | 7/2/2011   | \$2,625          | \$525            | \$1,050        | \$1,050    |
| AQ  | 40842    | ConocoPhillips Company                               | 2010-2001-AIR-E | BRAZORIA    | 7/2/2011   | \$10,000         | \$2,000          | \$4,000        | \$4,000    |
| AQ  | 40829    | Tristream East Texas, LLC                            | 2010-2015-AIR-E | HENDERSON   | 7/2/2011   | \$2,500          | \$500            | \$2,000        | \$0        |
| AQ  | 40745    | Chevron Phillips Chemical Company LP                 | 2010-1881-AIR-E | HUTCHINSON  | 7/2/2011   | \$23,250         | \$4,650          | \$18,600       | \$0        |
| AQ  | 40828    | Regency Field Services LLC                           | 2010-2014-AIR-E | HENDERSON   | 7/2/2011   | \$9,743          | \$1,948          | \$7,795        | \$0        |
| AQ  | 40996    | General Dynamics Ordnance and Tactical Systems, Inc. | 2011-0092-AIR-E | DALLAS      | 7/2/2011   | \$2,925          | \$585            | \$2,340        | \$0        |
| AQ  | 40884    | The Lubrizol Corporation                             | 2010-2043-AIR-E | HARRIS      | 7/2/2011   | \$17,450         | \$3,490          | \$6,980        | \$6,980    |
| AQ  | 40089    | High Tech Auto Restyling INC.                        | 2010-1210-AIR-E | EL PASO     | 7/10/2011  | \$2,100          | \$0              | \$2,100        | \$0        |
| AQ  | 40834    | Southern Union Pipeline, Ltd.                        | 2010-1992-AIR-E | PECOS       | 7/31/2011  | \$7,250          | \$1,450          | \$2,900        | \$2,900    |
| AQ  | 40987    | SABINA PETROCHEMICALS LLC                            | 2011-0073-AIR-E | JEFFERSON   | 7/31/2011  | \$44,000         | \$8,800          | \$17,600       | \$17,600   |
| AQ  | 40866    | LyondellBasell Acetyls, LLC                          | 2010-2025-AIR-E | HARRIS      | 7/31/2011  | \$17,175         | \$0              | \$8,588        | \$8,587    |
| AQ  | 40871    | Houston Refining LP                                  | 2010-2029-AIR-E | HARRIS      | 7/31/2011  | \$10,000         | \$2,000          | \$4,000        | \$4,000    |
| AQ  | 40752    | Congress Materials LLC                               | 2010-1930-AIR-E | TARRANT     | 7/31/2011  | \$1,000          | \$200            | \$800          | \$0        |
| AQ  | 40902    | Shell Chemical LP                                    | 2010-2072-AIR-E | HARRIS      | 7/31/2011  | \$10,000         | \$2,000          | \$4,000        | \$4,000    |
| AQ  | 38828    | Ascend Performance Materials, LLC                    | 2009-1997-AIR-E | BRAZORIA    | 7/31/2011  | \$65,564         | \$0              | \$32,782       | \$32,782   |
| AQ  | 40825    | Exxon Mobil Corporation                              | 2010-1975-AIR-E | NACOGDOCHES | 7/31/2011  | \$6,550          | \$1,310          | \$5,240        | \$0        |



## Singles Programs

## Appendix 3: List of Administrative Orders Issued FY2011

Date Range Selected : 09/01/2010 - 08/31/2011

| PGM | Case No. | Respondent Name                           | Docket#         | County      | Order Date | Penalty Assessed | Penalty Deferred | Payable Amount | SEP Offset |
|-----|----------|---|-----------------|-------------|------------|------------------|------------------|----------------|------------|
| AQ  | 40822    | PATRIOT RESOURCES INC                     | 2010-1968-AIR-E | *MULTIPLE   | 7/31/2011  | \$60,000         | \$12,000         | \$48,000       | \$0        |
| AQ  | 40847    | Orange County Container Group LLC         | 2010-2030-AIR-E | KAUFMAN     | 7/31/2011  | \$9,046          | \$1,809          | \$7,237        | \$0        |
| AQ  | 40962    | LANXESS Corporation                       | 2011-0038-AIR-E | ORANGE      | 7/31/2011  | \$8,260          | \$1,652          | \$3,304        | \$3,304    |
| AQ  | 40750    | Huntsman Petrochemical Corporation        | 2010-1929-AIR-E | JEFFERSON   | 7/31/2011  | \$20,000         | \$0              | \$10,000       | \$10,000   |
| AQ  | 40180    | TOTAL PETROCHEMICALS USA, INC.            | 2010-1300-AIR-E | JEFFERSON   | 7/31/2011  | \$213,972        | \$42,794         | \$85,589       | \$85,589   |
| AQ  | 40922    | FAMCOR Oil, Inc.                          | 2011-0068-AIR-E | SAN JACINTO | 7/31/2011  | \$30,000         | \$6,000          | \$12,000       | \$12,000   |
| AQ  | 40863    | Huntsman Petrochemical, LLC               | 2010-2023-AIR-E | JEFFERSON   | 8/13/2011  | \$10,000         | \$2,000          | \$4,000        | \$4,000    |
| AQ  | 41184    | DCP Midstream, LP                         | 2011-0281-AIR-E | HANSFORD    | 8/13/2011  | \$10,179         | \$0              | \$5,090        | \$5,089    |
| AQ  | 40858    | City Ready Mix, Inc.                      | 2010-2020-AIR-E | WEBB        | 8/13/2011  | \$18,985         | \$1,797          | \$17,188       | \$0        |
| AQ  | 41182    | City of Austin                            | 2011-0276-AIR-E | TRAVIS      | 8/13/2011  | \$1,875          | \$375            | \$0            | \$1,500    |
| AQ  | 41019    | Joe Bland Construction, L.P.              | 2011-0116-AIR-E | TRAVIS      | 8/13/2011  | \$10,000         | \$0              | \$10,000       | \$0        |
| AQ  | 41140    | Century Asphalt, Ltd.                     | 2011-0224-AIR-E | FORT BEND   | 8/13/2011  | \$6,500          | \$1,300          | \$2,600        | \$2,600    |
| AQ  | 41153    | Enbridge Pipelines (Texas Gathering) L.P. | 2011-0245-AIR-E | HEMPHILL    | 8/13/2011  | \$1,250          | \$250            | \$1,000        | \$0        |
| AQ  | 41037    | Kaneka Texas Corporation                  | 2011-0142-AIR-E | HARRIS      | 8/13/2011  | \$12,150         | \$2,430          | \$9,720        | \$0        |
| AQ  | 40045    | Equistar Chemicals, LP                    | 2010-1153-AIR-E | NUECES      | 8/13/2011  | \$0              | \$0              | \$0            | \$0        |
| AQ  | 40689    | Ascend Performance Materials, LLC         | 2010-1828-AIR-E | BRAZORIA    | 8/13/2011  | \$33,200         | \$6,640          | \$13,280       | \$13,280   |
| AQ  | 41179    | Linde Gas North America LLC               | 2011-0271-AIR-E | HARRIS      | 8/13/2011  | \$5,074          | \$1,014          | \$4,060        | \$0        |
| AQ  | 40607    | Tristar Aggregates 1, LLC                 | 2010-1757-AIR-E | *MULTIPLE   | 8/13/2011  | \$6,500          | \$1,300          | \$5,200        | \$0        |
| AQ  | 40954    | The Dow Chemical Company                  | 2011-0051-AIR-E | BRAZORIA    | 8/13/2011  | \$30,000         | \$0              | \$15,000       | \$15,000   |
| AQ  | 41239    | LBC Houston, L.P.                         | 2011-0329-AIR-E | HARRIS      | 8/13/2011  | \$1,920          | \$384            | \$1,536        | \$0        |
| AQ  | 41116    | E. I. du Pont de Nemours and Company      | 2011-0208-AIR-E | ORANGE      | 8/13/2011  | \$20,484         | \$4,096          | \$8,194        | \$8,194    |
| AQ  | 41110    | Chevron Phillips Chemical Company LP      | 2011-0202-AIR-E | JEFFERSON   | 8/13/2011  | \$70,000         | \$0              | \$35,000       | \$35,000   |
| AQ  | 33469    | Advantage Asphalt Products, Ltd.          | 2007-0768-AIR-E | RANDALL     | 8/18/2011  | \$46,221         | \$0              | \$46,221       | \$0        |
| AQ  | 41189    | Flint Hills Resources Port Arthur, LLC    | 2011-0287-AIR-E | JEFFERSON   | 8/27/2011  | \$10,000         | \$2,000          | \$4,000        | \$4,000    |
| AQ  | 41026    | Cherokee Water Company                    | 2011-0131-AIR-E | GREGG       | 8/27/2011  | \$4,985          | \$997            | \$3,988        | \$0        |
| AQ  | 39614    | AET Inc Limited                           | 2010-0703-AIR-E | JEFFERSON   | 8/27/2011  | \$36,000         | \$0              | \$18,000       | \$18,000   |
| AQ  | 41185    | WTG Gas Processing, L.P.                  | 2011-0283-AIR-E | HOWARD      | 8/27/2011  | \$10,000         | \$0              | \$10,000       | \$0        |
| AQ  | 41213    | LANXESS Corporation                       | 2011-0312-AIR-E | ORANGE      | 8/27/2011  | \$6,275          | \$1,255          | \$2,510        | \$2,510    |
| AQ  | 41164    | TOTAL PETROCHEMICALS USA, INC.            | 2011-0260-AIR-E | JEFFERSON   | 8/27/2011  | \$10,000         | \$2,000          | \$4,000        | \$4,000    |
| AQ  | 40705    | ALIHEMATI, JOHN                           | 2010-1869-AIR-E | EL PASO     | 8/27/2011  | \$1,400          | \$0              | \$1,400        | \$0        |
| AQ  | 41217    | Houston Refining LP                       | 2011-0308-AIR-E | HARRIS      | 8/27/2011  | \$10,568         | \$0              | \$5,284        | \$5,284    |
| AQ  | 41214    | INEOS USA LLC                             | 2011-0406-AIR-E | HARRIS      | 8/27/2011  | \$3,200          | \$640            | \$2,560        | \$0        |
| AQ  | 41299    | Exxon Mobil Corporation                   | 2011-0396-AIR-E | HARRIS      | 8/27/2011  | \$10,000         | \$2,000          | \$4,000        | \$4,000    |
| AQ  | 39013    | Ascend Performance Materials, LLC         | 2010-0088-AIR-E | BRAZORIA    | 8/27/2011  | \$22,175         | \$0              | \$11,088       | \$11,087   |
| AQ  | 40916    | J-W Operating Company                     | 2011-0039-AIR-E | WISE        | 8/27/2011  | \$212,500        | \$0              | \$0            | \$212,500  |
| AQ  | 41136    | INEOS USA LLC                             | 2011-0223-AIR-E | BRAZORIA    | 8/27/2011  | \$59,520         | \$0              | \$59,520       | \$0        |
| AQ  | 40037    | BROTHERS MATERIALS, LTD                   | 2010-1147-AIR-E | WEBB        | 8/27/2011  | \$12,625         | \$0              | \$12,625       | \$0        |
| AQ  | 41142    | Ascend Performance Materials, LLC         | 2011-0222-AIR-E | BRAZORIA    | 8/27/2011  | \$10,000         | \$0              | \$10,000       | \$0        |

## Singles Programs

## Appendix 3: List of Administrative Orders Issued FY2011

Date Range Selected : 09/01/2010 - 08/31/2011

| PGM                          | Case No. | Respondent Name                                  | Docket#         | County       | Order Date | Penalty Assessed   | Penalty Deferred   | Payable Amount     | SEP Offset         |
|------------------------------|----------|--|-----------------|--------------|------------|--------------------|--------------------|--------------------|--------------------|
| AQ                           | 41512    | Aus-Tex Body & Frame, Inc.                       | 2011-0602-AIR-E | TRAVIS       | 8/27/2011  | \$900              | \$180              | \$720              | \$0                |
| AQ                           | 40339    | Southwest Grain Co.                              | 2010-1456-AIR-E | HIDALGO      | 8/27/2011  | \$2,040            | \$0                | \$2,040            | \$0                |
| AQ                           | 41104    | Equistar Chemicals, LP                           | 2011-0198-AIR-E | HARRIS       | 8/27/2011  | \$20,000           | \$4,000            | \$8,000            | \$8,000            |
| AQ                           | 41408    | Martin Operating Partnership L. P.               | 2011-0503-AIR-E | HALE         | 8/27/2011  | \$2,320            | \$464              | \$1,856            | \$0                |
| AQ                           | 41126    | PVR Gas Resources, LLC                           | 2011-0214-AIR-E | OCHILTREE    | 8/27/2011  | \$10,235           | \$2,047            | \$8,188            | \$0                |
| AQ                           | 41366    | Akzo Nobel Surface Chemistry LLC                 | 2011-0451-AIR-E | FORT BEND    | 8/27/2011  | \$3,300            | \$660              | \$2,640            | \$0                |
| AQ                           | 41247    | Huntsman Petrochemical Corporation               | 2011-0358-AIR-E | JEFFERSON    | 8/27/2011  | \$20,000           | \$4,000            | \$8,000            | \$8,000            |
| AQ                           | 41206    | DCP Midstream, LP                                | 2011-0297-AIR-E | HUTCHINSON   | 8/27/2011  | \$15,050           | \$3,010            | \$12,040           | \$0                |
| AQ                           | 41099    | Flint Hills Resources Port Arthur, LLC           | 2011-0192-AIR-E | JEFFERSON    | 8/27/2011  | \$10,000           | \$2,000            | \$4,000            | \$4,000            |
| <b>Subtotal for AQ : 311</b> |          |  |                 |              |            | <b>\$8,965,434</b> | <b>\$1,065,321</b> | <b>\$4,844,406</b> | <b>\$3,055,707</b> |
| DC                           | 39302    | SLK DEVELOPMENT LLC                              | 2010-0387-DCL-E | DALLAS       | 10/15/2010 | \$2,283            | \$456              | \$1,827            | \$0                |
| DC                           | 40092    | EJO ENTERPRISES INC                              | 2010-1247-DCL-E | TRAVIS       | 10/25/2010 | \$100              | \$0                | \$100              | \$0                |
| DC                           | 40939    | DAO, TIEN M                                      | 2011-0029-DCL-E | KAUFMAN      | 7/31/2011  | \$6,410            | \$1,282            | \$5,128            | \$0                |
| <b>Subtotal for DC : 3</b>   |          |  |                 |              |            | <b>\$8,793</b>     | <b>\$1,738</b>     | <b>\$7,055</b>     | <b>\$0</b>         |
| ER                           | 40395    | SINGH, MAC                                       | 2010-1513-MSW-E | CALLAHAN     | 6/11/2011  | \$1,050            | \$0                | \$1,050            | \$0                |
| <b>Subtotal for ER : 1</b>   |          |  |                 |              |            | <b>\$1,050</b>     | <b>\$0</b>         | <b>\$1,050</b>     | <b>\$0</b>         |
| IHW                          | 39373    | Chevron U.S.A. Inc.                              | 2010-0465-IHW-E | HARRIS       | 9/26/2010  | \$1,520            | \$304              | \$1,216            | \$0                |
| IHW                          | 38848    | Southwest Shipyard, L.P.                         | 2009-2011-IHW-E | HARRIS       | 9/26/2010  | \$397,856          | \$79,571           | \$159,143          | \$159,142          |
| IHW                          | 37853    | Momentive Specialty Chemicals, Inc.              | 2009-0965-IHW-E | MCCULLOCH    | 10/15/2010 | \$79,600           | \$0                | \$39,800           | \$39,800           |
| IHW                          | 36502    | Valero Refining-Texas, L.P.                      | 2008-1520-IHW-E | NUECES       | 10/15/2010 | \$38,688           | \$0                | \$19,344           | \$19,344           |
| IHW                          | 38849    | MCCONNELL, G H                                   | 2009-2012-IHW-E | DALLAS       | 10/16/2010 | \$14,375           | \$0                | \$14,375           | \$0                |
| IHW                          | 34663    | Equistar Chemicals, LP                           | 2007-1469-IHW-E | NUECES       | 11/15/2010 | \$58,100           | \$0                | \$58,100           | \$0                |
| IHW                          | 38579    | US Ecology Texas, Inc.                           | 2009-1717-IHW-E | NUECES       | 12/25/2010 | \$54,600           | \$10,920           | \$21,840           | \$21,840           |
| IHW                          | 39183    | KUIPERS, GEORGE                                  | 2010-0289-IHW-E | COLLIN       | 1/14/2011  | \$6,300            | \$0                | \$6,300            | \$0                |
| IHW                          | 39869    | Goodrich Corporation                             | 2010-1061-IHW-E | HARRIS       | 2/5/2011   | \$6,469            | \$1,293            | \$5,176            | \$0                |
| IHW                          | 38720    | Exxon Mobil Corporation                          | 2009-1848-IHW-E | HARRIS       | 2/5/2011   | \$69,600           | \$13,920           | \$27,840           | \$27,840           |
| IHW                          | 39151    | Equistar Chemicals, LP                           | 2010-0243-IHW-E | HARRIS       | 2/5/2011   | \$53,381           | \$10,676           | \$42,705           | \$0                |
| IHW                          | 40000    | Formosa Plastics Corporation, Texas              | 2010-1112-IHW-E | CALHOUN      | 2/20/2011  | \$67,675           | \$13,535           | \$27,070           | \$27,070           |
| IHW                          | 40093    | Linde Gas North America LLC                      | 2010-1248-IHW-E | HARRIS       | 2/20/2011  | \$3,220            | \$644              | \$2,576            | \$0                |
| IHW                          | 40013    | CCC Group, Inc.                                  | 2010-1228-IHW-E | BEXAR        | 2/20/2011  | \$2,875            | \$575              | \$2,300            | \$0                |
| IHW                          | 39999    | Sherwin Alumina Company, LLC                     | 2010-1216-IHW-E | SAN PATRICIO | 3/7/2011   | \$1,650            | \$330              | \$1,320            | \$0                |
| IHW                          | 38548    | Maria Murr                                       | 2009-1651-IHW-E | TARRANT      | 3/19/2011  | \$33,000           | \$29,400           | \$3,600            | \$0                |
| IHW                          | 39464    | 2300 Sugar Sweet Realty, LLC                     | 2010-0548-IHW-E | HIDALGO      | 3/27/2011  | \$11,550           | \$0                | \$11,550           | \$0                |
| IHW                          | 40362    | Munro Dry Cleaning Company                       | 2010-1479-IHW-E | JEFFERSON    | 5/8/2011   | \$6,525            | \$1,305            | \$2,610            | \$2,610            |
| IHW                          | 40327    | Shell Oil Company                                | 2010-1439-IHW-E | HARRIS       | 5/8/2011   | \$97,020           | \$19,404           | \$38,808           | \$38,808           |
| IHW                          | 40487    | Lowe Precast, Inc.                               | 2010-1627-IHW-E | MCLENNAN     | 5/8/2011   | \$1,270            | \$254              | \$1,016            | \$0                |
| IHW                          | 40539    | Safety-Kleen Systems, Inc.                       | 2010-1690-IHW-E | DENTON       | 5/22/2011  | \$5,000            | \$1,000            | \$4,000            | \$0                |
| IHW                          | 39121    | Quality Container and Environmental Services LLC | 2010-0208-IHW-E | HARRIS       | 6/20/2011  | \$37,575           | \$0                | \$37,575           | \$0                |

## Singles Programs

## Appendix 3: List of Administrative Orders Issued FY2011

Date Range Selected : 09/01/2010 - 08/31/2011

| PGM                          | Case No. | Respondent Name                                      | Docket#         | County      | Order Date | Penalty Assessed   | Penalty Deferred | Payable Amount   | SEP Offset       |
|------------------------------|----------|--|-----------------|-------------|------------|--------------------|------------------|------------------|------------------|
| IHW                          | 38743    | Equistar Chemicals, LP                               | 2009-1896-IHW-E | BRAZORIA    | 6/20/2011  | \$67,050           | \$0              | \$67,050         | \$0              |
| IHW                          | 40456    | US Department of the Navy                            | 2010-1595-IHW-E | NUECES      | 6/20/2011  | \$87,242           | \$17,448         | \$69,794         | \$0              |
| IHW                          | 40762    | Holly Energy Partners - Operating, L.P.              | 2010-1906-IHW-E | CULBERSON   | 7/2/2011   | \$30,350           | \$6,070          | \$12,140         | \$12,140         |
| IHW                          | 40552    | Robbie D. Wood, Inc.                                 | 2010-1720-IHW-E |             | 7/2/2011   | \$2,500            | \$500            | \$2,000          | \$0              |
| IHW                          | 40226    | Johns Manville                                       | 2010-1352-IHW-E | JOHNSON     | 7/31/2011  | \$8,911            | \$1,782          | \$7,129          | \$0              |
| IHW                          | 40735    | USGreentech, L.L.C.                                  | 2010-1894-IHW-E | MCCULLOCH   | 8/13/2011  | \$2,100            | \$420            | \$1,680          | \$0              |
| IHW                          | 40375    | Lyondell Chemical Company                            | 2010-1575-IHW-E | HARRIS      | 8/13/2011  | \$0                | \$0              | \$0              | \$0              |
| IHW                          | 39340    | Cemex Cement of Texas, L.P. *                        | 2010-0424-IHW-E | COMAL       | 8/27/2011  | \$23,850           | \$0              | \$11,925         | \$11,925         |
| IHW                          | 40588    | Diamond Shamrock Refining Company, L.P.              | 2010-1729-IHW-E | LIVE OAK    | 8/27/2011  | \$103,075          | \$20,615         | \$41,230         | \$41,230         |
| IHW                          | 39785    | Intergulf Corporation                                | 2010-0888-IHW-E | HARRIS      | 8/27/2011  | \$52,600           | \$0              | \$26,300         | \$26,300         |
| <b>Subtotal for IHW : 32</b> |          |  |                 |             |            | <b>\$1,425,527</b> | <b>\$229,966</b> | <b>\$767,512</b> | <b>\$428,049</b> |
| MSW                          | 38151    | Rodman, LLC  | 2009-1294-MSW-E | DENTON      | 9/10/2010  | \$15,000           | \$0              | \$15,000         | \$0              |
| MSW                          | 38598    | ANDRADE, ROLAND C                                    | 2009-1791-MSW-E | ATASCOSA    | 9/10/2010  | \$1,000            | \$0              | \$1,000          | \$0              |
| MSW                          | 39005    | MORRIS, ROBERT D                                     | 2010-0081-MSW-E | BEXAR       | 9/26/2010  | \$4,725            | \$945            | \$3,780          | \$0              |
| MSW                          | 39276    | Patsy Tidwell  | 2010-0370-MSW-E | SAN JACINTO | 9/26/2010  | \$1,000            | \$200            | \$800            | \$0              |
| MSW                          | 38992    | GALERA, ASUNCION MANRIQUEZ                           | 2010-0080-MLM-E | HARRIS      | 9/26/2010  | \$1,250            | \$250            | \$1,000          | \$0              |
| MSW                          | 38751    | TEMPLETON, WILLIAM                                   | 2009-1975-MSW-E | CAMERON     | 9/26/2010  | \$2,100            | \$420            | \$1,680          | \$0              |
| MSW                          | 39261    | ROBINSON, LARRY                                      | 2010-0337-MSW-E | KINNEY      | 10/15/2010 | \$1,050            | \$0              | \$1,050          | \$0              |
| MSW                          | 39455    | Walter Young   | 2010-0566-MSW-E | TOM GREEN   | 10/15/2010 | \$2,625            | \$525            | \$2,100          | \$0              |
| MSW                          | 38671    | CELESTINE, LEEROY *                                  | 2009-1816-MLM-E | JEFFERSON   | 10/16/2010 | \$1,050            | \$0              | \$1,050          | \$0              |
| MSW                          | 39048    | MALDONADO, JOE                                       | 2010-0146-MSW-E | BEXAR       | 11/14/2010 | \$2,625            | \$0              | \$2,625          | \$0              |
| MSW                          | 34775    | GILMORE, JOE DAVID                                   | 2007-1657-MSW-E | MONTAGUE    | 11/14/2010 | \$1,050            | \$0              | \$1,050          | \$0              |
| MSW                          | 39339    | Hector Ortiz   | 2010-0432-MLM-E | EL PASO     | 11/15/2010 | \$5,000            | \$1,000          | \$4,000          | \$0              |
| MSW                          | 39133    | US RECYCLING CORPORATION                             | 2010-0213-MSW-E | BEXAR       | 11/15/2010 | \$1,000            | \$200            | \$800            | \$0              |
| MSW                          | 39361    | GONZALES, HENRY                                      | 2010-0454-MSW-E | KINNEY      | 11/15/2010 | \$1,050            | \$0              | \$1,050          | \$0              |
| MSW                          | 37431    | ADAMS, JEANETTE                                      | 2009-0492-MSW-E | LAMAR       | 11/18/2010 | \$2,500            | \$1,300          | \$1,200          | \$0              |
| MSW                          | 39475    | THOMAS AND DORIS HUTTO, INC.                         | 2010-0558-MLM-E | HOUSTON     | 12/4/2010  | \$14,475           | \$2,895          | \$11,580         | \$0              |
| MSW                          | 39847    | Triangle Waste Solutions, LP                         | 2010-0948-MSW-E | JEFFERSON   | 12/4/2010  | \$778              | \$155            | \$623            | \$0              |
| MSW                          | 39316    | Wilke Tire Service, Inc.                             | 2010-0428-MSW-E | NUECES      | 12/5/2010  | \$3,600            | \$0              | \$3,600          | \$0              |
| MSW                          | 38445    | Eastex Sand & Materials, Inc.                        | 2009-1579-MSW-E | HARDIN      | 12/24/2010 | \$10,600           | \$0              | \$10,600         | \$0              |
| MSW                          | 39300    | PERDEW, JIMMY  | 2010-0395-MSW-E | SAN JACINTO | 12/24/2010 | \$1,000            | \$0              | \$1,000          | \$0              |
| MSW                          | 39600    | Sageline, Inc.                                       | 2010-0693-MSW-E | WILLIAMSON  | 12/25/2010 | \$1,185            | \$237            | \$948            | \$0              |
| MSW                          | 37628    | Daniel L. Mauldin                                    | 2009-0714-MSW-E | ELLIS       | 12/25/2010 | \$4,899            | \$0              | \$4,899          | \$0              |
| MSW                          | 39070    | MITCHELL, DANNY                                      | 2010-0149-MSW-E | MILAM       | 12/25/2010 | \$2,675            | \$535            | \$2,140          | \$0              |
| MSW                          | 38171    | A-Affordable Vacuum Services and Disposal Site, Inc. | 2009-1320-MSW-E | HARRIS      | 12/25/2010 | \$1,540            | \$308            | \$1,232          | \$0              |
| MSW                          | 35798    | City of Kingsville                                   | 2009-2049-MSW-E | KLEBERG     | 12/25/2010 | \$80,625           | \$0              | \$0              | \$80,625         |
| MSW                          | 39500    | TREVINO, DAVID                                       | 2010-0583-MSW-E | LUBBOCK     | 1/14/2011  | \$10,500           | \$0              | \$10,500         | \$0              |
| MSW                          | 39233    | Vicente Lopez *                                      | 2010-0323-MSW-E | EL PASO     | 1/14/2011  | \$2,500            | \$0              | \$2,500          | \$0              |

## Singles Programs

## Appendix 3: List of Administrative Orders Issued FY2011

Date Range Selected : 09/01/2010 - 08/31/2011

| PGM | Case No. | Respondent Name                              | Docket#         | County    | Order Date | Penalty Assessed | Penalty Deferred | Payable Amount | SEP Offset |
|-----|----------|--|-----------------|-----------|------------|------------------|------------------|----------------|------------|
| MSW | 39333    | TOVAR, REGINA *                              | 2010-0442-MSW-E | SHELBY    | 2/5/2011   | \$2,500          | \$500            | \$2,000        | \$0        |
| MSW | 39041    | City of Port Arthur                          | 2010-0048-MSW-E | JEFFERSON | 2/5/2011   | \$23,825         | \$4,765          | \$19,060       | \$0        |
| MSW | 38713    | Biomedical Waste Solutions, LLC              | 2009-1861-MSW-E | JEFFERSON | 2/5/2011   | \$48,496         | \$9,699          | \$38,797       | \$0        |
| MSW | 39508    | Eco-Keeper, LLC                              | 2010-0594-MSW-E | HAYS      | 2/5/2011   | \$1,500          | \$300            | \$1,200        | \$0        |
| MSW | 39595    | Sakai, Paul A                                | 2010-0707-MSW-E | HIDALGO   | 2/5/2011   | \$250            | \$50             | \$200          | \$0        |
| MSW | 38958    | PALACIOS, OSCAR                              | 2010-0013-MSW-E | HIDALGO   | 2/20/2011  | \$7,500          | \$0              | \$7,500        | \$0        |
| MSW | 39659    | Pro Star Roll-off Dumpsters LLC              | 2010-0755-MSW-E | BEXAR     | 2/20/2011  | \$6,750          | \$1,350          | \$5,400        | \$0        |
| MSW | 37754    | Downstream Environmental, L.L.C.             | 2009-0862-MSW-E | HARRIS    | 2/25/2011  | \$18,360         | \$0              | \$18,360       | \$0        |
| MSW | 40416    | JOHNSON, KEVIN                               | 2010-1530-MSW-E | HOUSTON   | 3/19/2011  | \$3,030          | \$606            | \$2,424        | \$0        |
| MSW | 40196    | COOPER, JERRY LYNN                           | 2010-1319-MSW-E | HARRIS    | 3/19/2011  | \$5,000          | \$1,000          | \$4,000        | \$0        |
| MSW | 37675    | Phillip Crump                                | 2009-0741-MSW-E | PANOLA    | 3/19/2011  | \$900            | \$0              | \$900          | \$0        |
| MSW | 39212    | SIMMONS, JERRY                               | 2010-0334-MSW-E | ORANGE    | 3/27/2011  | \$1,050          | \$0              | \$1,050        | \$0        |
| MSW | 39729    | HILL, JACKIE                                 | 2010-0833-MSW-E | CORYELL   | 3/27/2011  | \$1,050          | \$0              | \$1,050        | \$0        |
| MSW | 38607    | NERREN, CLARENCE W                           | 2009-1771-MLM-E | HARDIN    | 3/27/2011  | \$1,312          | \$0              | \$1,312        | \$0        |
| MSW | 39442    | PEREZ, RAYMOND                               | 2010-0524-MSW-E | HIDALGO   | 4/8/2011   | \$9,000          | \$0              | \$9,000        | \$0        |
| MSW | 39909    | Triple A Dump Truck Service, L.L.C.          | 2010-1012-MSW-E | HIDALGO   | 5/8/2011   | \$2,500          | \$0              | \$2,500        | \$0        |
| MSW | 39780    | City of Newton                               | 2010-0907-MLM-E | NEWTON    | 5/8/2011   | \$7,000          | \$1,400          | \$0            | \$5,600    |
| MSW | 40403    | HARRIS, ROY                                  | 2010-1520-MSW-E | KINNEY    | 5/8/2011   | \$2,625          | \$0              | \$2,625        | \$0        |
| MSW | 40446    | DIRT FREE CARPET & UPHOLSTERY CLEANING, INC. | 2010-1573-MSW-E | GUADALUPE | 5/8/2011   | \$1,443          | \$288            | \$1,155        | \$0        |
| MSW | 40343    | Eco International LLC                        | 2010-1478-MSW-E | HARRIS    | 5/22/2011  | \$1,750          | \$350            | \$1,400        | \$0        |
| MSW | 30599    | Gettrell A. Carter *                         | 2006-1140-MSW-E | CALDWELL  | 5/26/2011  | \$23,250         | \$0              | \$23,250       | \$0        |
| MSW | 38588    | JOABERT DEVELOPMENT COMPANY                  | 2009-1764-MSW-E | BEXAR     | 6/9/2011   | \$1,070          | \$0              | \$1,070        | \$0        |
| MSW | 40877    | Cibolo Waste, Inc.                           | 2010-2044-MSW-E | COMAL     | 6/20/2011  | \$2,354          | \$470            | \$1,884        | \$0        |
| MSW | 37525    | Post Oak Grinding, L.L.C.                    | 2009-0585-MSW-E | DALLAS    | 6/20/2011  | \$8,400          | \$0              | \$8,400        | \$0        |
| MSW | 40386    | Sentinel Resources Corporation               | 2010-1503-MSW-E | *MULTIPLE | 6/20/2011  | \$24,000         | \$0              | \$24,000       | \$0        |
| MSW | 40328    | Alamo Recycle Centers, LLC                   | 2010-1438-MSW-E | BEXAR     | 6/20/2011  | \$2,393          | \$478            | \$1,915        | \$0        |
| MSW | 39166    | JP Environmental Recycling, LLC *            | 2010-0234-MSW-E | WICHITA   | 6/20/2011  | \$30,000         | \$0              | \$30,000       | \$0        |
| MSW | 38582    | HESTER, TRAVIS D *                           | 2009-1757-MSW-E | DALLAS    | 6/20/2011  | \$8,250          | \$0              | \$8,250        | \$0        |
| MSW | 40957    | R2R Recycling LLC                            | 2011-0034-MSW-E | TARRANT   | 7/2/2011   | \$2,250          | \$450            | \$1,800        | \$0        |
| MSW | 40945    | Jim Hogg County                              | 2011-0069-MSW-E | JIM HOGG  | 7/2/2011   | \$2,250          | \$450            | \$1,800        | \$0        |
| MSW | 39921    | Madison, Mary *                              | 2010-1026-MSW-E | TRINITY   | 7/10/2011  | \$1,050          | \$0              | \$1,050        | \$0        |
| MSW | 36101    | RAMON, MACLOVIO                              | 2010-1490-MSW-E | DUVAL     | 7/10/2011  | \$9,100          | \$0              | \$9,100        | \$0        |
| MSW | 39625    | DUNN, DEMPSEY                                | 2010-0714-MSW-E | HOUSTON   | 7/10/2011  | \$1,050          | \$0              | \$1,050        | \$0        |
| MSW | 35243    | TAYLOR, MARVIN WAYNE                         | 2010-1311-MSW-E | SHELBY    | 7/10/2011  | \$600            | \$0              | \$600          | \$0        |
| MSW | 39682    | Bonilla, Horacio Tomas Meneses               | 2010-0774-MSW-E | EL PASO   | 7/10/2011  | \$262            | \$0              | \$262          | \$0        |
| MSW | 29047    | Garland Kimbrell                             | 2010-1423-MSW-E | LUBBOCK   | 7/10/2011  | \$78,225         | \$0              | \$78,225       | \$0        |
| MSW | 40006    | Stephens, William F DBA WS TIRE TRANSPORT    | 2010-1124-MSW-E | POTTER    | 7/10/2011  | \$2,625          | \$0              | \$2,625        | \$0        |
| MSW | 35354    | SHELTON, DENNIE                              | 2010-0883-MSW-E | MCCULLOCH | 7/10/2011  | \$7,875          | \$0              | \$7,875        | \$0        |

## Singles Programs

## Appendix 3: List of Administrative Orders Issued FY2011

Date Range Selected : 09/01/2010 - 08/31/2011

| PGM                          | Case No. | Respondent Name                         | Docket#         | County     | Order Date | Penalty Assessed | Penalty Deferred | Payable Amount   | SEP Offset      |
|------------------------------|----------|---|-----------------|------------|------------|------------------|------------------|------------------|-----------------|
| MSW                          | 39489    | Santos Barcenas dba Tyre King Recycling | 2010-0575-MSW-E | HALE       | 7/10/2011  | \$13,200         | \$0              | \$13,200         | \$0             |
| MSW                          | 40173    | BEVERLIN, TERRY                         | 2010-1294-MSW-E | HARDIN     | 7/10/2011  | \$1,000          | \$0              | \$1,000          | \$0             |
| MSW                          | 33719    | CHOATE, ROBERT                          | 2010-1268-MSW-E | JEFFERSON  | 7/22/2011  | \$31,250         | \$0              | \$31,250         | \$0             |
| MSW                          | 34523    | Ray Carpenter dba Carpenter Dirt Work   | 2010-1928-MSW-E | LAMPASAS   | 7/22/2011  | \$12,008         | \$0              | \$12,008         | \$0             |
| MSW                          | 39744    | GARCIA, JULIA *                         | 2010-0862-MSW-E | BELL       | 7/31/2011  | \$3,500          | \$0              | \$3,500          | \$0             |
| MSW                          | 40927    | City of Big Lake                        | 2011-0048-MSW-E | REAGAN     | 7/31/2011  | \$3,937          | \$787            | \$0              | \$3,150         |
| MSW                          | 40827    | VELASQUEZ, FRANCISCO                    | 2010-1986-MSW-E | HIDALGO    | 7/31/2011  | \$10,000         | \$2,000          | \$8,000          | \$0             |
| MSW                          | 10822    | Western States Realty, LLC              | 2010-1699-MSW-E | JONES      | 8/20/2011  | \$32,300         | \$0              | \$32,300         | \$0             |
| MSW                          | 41121    | Standard Waste Services, LLC            | 2011-0246-MSW-E | BEXAR      | 8/27/2011  | \$2,000          | \$400            | \$1,600          | \$0             |
| <b>Subtotal for MSW : 74</b> |          |   |                 |            |            | <b>\$637,442</b> | <b>\$34,313</b>  | <b>\$513,754</b> | <b>\$89,375</b> |
| OL                           | 39086    | DAILEY, MARK WILLIAM                    | 2010-0164-LII-E | BEXAR      | 9/10/2010  | \$1,358          | \$0              | \$1,358          | \$0             |
| OL                           | 38441    | GUERRERO, MIGUEL                        | 2009-1580-LII-E | TRAVIS     | 9/10/2010  | \$500            | \$0              | \$500            | \$0             |
| OL                           | 38531    | HARKIN, SHANE                           | 2009-1674-LII-E | TRAVIS     | 9/10/2010  | \$250            | \$0              | \$250            | \$0             |
| OL                           | 38295    | ORDONEZ, JOSE                           | 2009-1418-LII-E | DALLAS     | 9/10/2010  | \$500            | \$0              | \$500            | \$0             |
| OL                           | 39098    | GONZALEZ, ALEJANDRO C                   | 2010-0204-LII-E | DALLAS     | 9/26/2010  | \$250            | \$50             | \$200            | \$0             |
| OL                           | 39519    | Platinum Plus Enterprises Inc           | 2010-0603-LII-E | MONTGOMERY | 9/26/2010  | \$375            | \$75             | \$300            | \$0             |
| OL                           | 39494    | LOPEZ, FILEMON                          | 2010-0589-LII-E | TARRANT    | 9/26/2010  | \$250            | \$50             | \$200            | \$0             |
| OL                           | 39159    | Ismael Medina                           | 2010-0254-LII-E | LIBERTY    | 10/15/2010 | \$563            | \$112            | \$451            | \$0             |
| OL                           | 39218    | LEBEAU, STEVE M                         | 2010-0350-LII-E | TARRANT    | 10/15/2010 | \$813            | \$162            | \$651            | \$0             |
| OL                           | 39516    | Jason's Lawn Care and Landscaping, Inc. | 2010-0598-LII-E | MCLENNAN   | 10/25/2010 | \$500            | \$100            | \$400            | \$0             |
| OL                           | 39741    | PARVIN, REED                            | 2010-0841-LII-E | LIPSCOMB   | 10/25/2010 | \$250            | \$50             | \$200            | \$0             |
| OL                           | 39472    | HENNARD, RANDY TODD                     | 2010-0557-LII-E | JOHNSON    | 10/25/2010 | \$237            | \$47             | \$190            | \$0             |
| OL                           | 39573    | SLUDER, STEVEN M                        | 2010-0665-LII-E | SMITH      | 10/25/2010 | \$450            | \$90             | \$360            | \$0             |
| OL                           | 38427    | SKERO, LARRY E                          | 2009-1557-LII-E | LLANO      | 11/4/2010  | \$952            | \$0              | \$952            | \$0             |
| OL                           | 39137    | Benjamin D. Baize                       | 2010-0198-LII-E | VAL VERDE  | 11/14/2010 | \$4,561          | \$0              | \$4,561          | \$0             |
| OL                           | 39480    | MCWILLIAMS, BART L                      | 2010-0563-LII-E | TOM GREEN  | 11/15/2010 | \$375            | \$75             | \$300            | \$0             |
| OL                           | 39203    | QUINTON, RODY ALEJANDRO                 | 2010-0290-LII-E | FORT BEND  | 11/15/2010 | \$1,125          | \$225            | \$900            | \$0             |
| OL                           | 39065    | TADDEI, RUBENS                          | 2010-0170-LII-E | GALVESTON  | 12/4/2010  | \$1,244          | \$0              | \$1,244          | \$0             |
| OL                           | 38881    | RODRIGUEZ, ANGEL                        | 2009-2059-LII-E | TARRANT    | 12/5/2010  | \$250            | \$0              | \$250            | \$0             |
| OL                           | 38927    | SANTILLAN, RODOLFO                      | 2010-0012-LII-E | DALLAS     | 12/24/2010 | \$250            | \$0              | \$250            | \$0             |
| OL                           | 39479    | WOOD, JAMES H                           | 2010-0565-LII-E | TARRANT    | 12/25/2010 | \$193            | \$38             | \$155            | \$0             |
| OL                           | 39913    | ROHDE, MARK E                           | 2010-1015-LII-E | KENDALL    | 12/25/2010 | \$500            | \$100            | \$400            | \$0             |
| OL                           | 38984    | EVANS, DERALD                           | 2010-0070-LII-E | TARRANT    | 12/25/2010 | \$250            | \$0              | \$250            | \$0             |
| OL                           | 39599    | MEYER, JARROD L                         | 2010-0705-LII-E | SMITH      | 1/14/2011  | \$362            | \$0              | \$362            | \$0             |
| OL                           | 39778    | WILLIAMSON, ROBERT JAMES                | 2010-0885-LII-E | TRAVIS     | 2/5/2011   | \$1,575          | \$315            | \$1,260          | \$0             |
| OL                           | 39663    | ORTEGA, ROBERTO                         | 2010-0754-LII-E | DALLAS     | 2/5/2011   | \$225            | \$45             | \$180            | \$0             |
| OL                           | 39910    | MAYBERRY, CHRIS L                       | 2010-1011-LII-E | COMAL      | 2/5/2011   | \$255            | \$51             | \$204            | \$0             |
| OL                           | 40316    | REED, PAUL D                            | 2010-1433-LII-E | WALKER     | 2/20/2011  | \$193            | \$38             | \$155            | \$0             |

## Singles Programs

## Appendix 3: List of Administrative Orders Issued FY2011

Date Range Selected : 09/01/2010 - 08/31/2011

| PGM                         | Case No. | Respondent Name  | Docket#         | County      | Order Date | Penalty Assessed | Penalty Deferred | Payable Amount  | SEP Offset |
|-----------------------------|----------|--|-----------------|-------------|------------|------------------|------------------|-----------------|------------|
| OL                          | 39927    | Lawn Appeal LLC  | 2010-1034-LII-E | ANGELINA    | 2/20/2011  | \$450            | \$90             | \$360           | \$0        |
| OL                          | 39392    | GLENN, LISA  | 2010-0482-LII-E | LAMAR       | 2/25/2011  | \$745            | \$0              | \$745           | \$0        |
| OL                          | 39644    | VANCE, ROBERT W  | 2010-0739-LII-E | BEXAR       | 2/25/2011  | \$262            | \$0              | \$262           | \$0        |
| OL                          | 39740    | SLATER, JOE F  | 2010-0858-LII-E | HOOD        | 2/25/2011  | \$1,681          | \$0              | \$1,681         | \$0        |
| OL                          | 39248    | One Stop Landscape Shop, LLC                           | 2010-0356-LII-E | TRAVIS      | 3/12/2011  | \$500            | \$0              | \$500           | \$0        |
| OL                          | 39039    | PHILLIPS, MATT R                                       | 2010-0114-LII-E | SMITH       | 3/12/2011  | \$250            | \$0              | \$250           | \$0        |
| OL                          | 39135    | STOCKTON, KEVIN  | 2010-0225-LII-E | TRAVIS      | 3/19/2011  | \$225            | \$0              | \$225           | \$0        |
| OL                          | 39863    | Local Landscape, LLC                                   | 2010-0960-LII-E | COMAL       | 3/19/2011  | \$250            | \$0              | \$250           | \$0        |
| OL                          | 38374    | NOYES, DAN   | 2009-1498-WOC-E | HARRIS      | 3/19/2011  | \$1,992          | \$0              | \$1,992         | \$0        |
| OL                          | 39992    | BAUGH, DANIEL  | 2010-1118-LII-E | TRAVIS      | 3/19/2011  | \$250            | \$0              | \$250           | \$0        |
| OL                          | 39221    | MARTINEZ, FRED   | 2010-0312-LII-E | WILLIAMSON  | 3/27/2011  | \$500            | \$0              | \$500           | \$0        |
| OL                          | 38474    | SISCA, JOEY  | 2009-1566-LII-E | TRAVIS      | 3/27/2011  | \$900            | \$0              | \$900           | \$0        |
| OL                          | 39222    | WHITSON, CLAYTON C                                     | 2010-0311-LII-E | BELL        | 3/27/2011  | \$1,375          | \$0              | \$1,375         | \$0        |
| OL                          | 37663    | MOSCOSO, MANUEL ANTONIO                                | 2009-0751-LII-E | HARRIS      | 4/18/2011  | \$450            | \$0              | \$450           | \$0        |
| OL                          | 39515    | SANCHEZ, JUAN  | 2010-0612-LII-E | HARRIS      | 5/8/2011   | \$1,245          | \$0              | \$1,245         | \$0        |
| OL                          | 39456    | FERNANDEZ, JAMIE J                                     | 2010-0544-LII-E | HARRIS      | 5/22/2011  | \$739            | \$147            | \$592           | \$0        |
| OL                          | 39856    | CANTU, CARY  | 2010-0957-LII-E | NACOGDOCHES | 7/10/2011  | \$262            | \$0              | \$262           | \$0        |
| OL                          | 39857    | KOZER, JUAN  | 2010-0958-LII-E | CALDWELL    | 7/10/2011  | \$250            | \$0              | \$250           | \$0        |
| OL                          | 39694    | PENA, JOSE   | 2010-0788-LII-E | DALLAS      | 7/31/2011  | \$250            | \$0              | \$250           | \$0        |
| OL                          | 39445    | CHOATE, MARK P   | 2010-0526-LII-E | DALLAS      | 7/31/2011  | \$18,105         | \$0              | \$18,105        | \$0        |
| OL                          | 40721    | HOWELLS, JOSHUA W                                      | 2010-1861-LII-E | BLANCO      | 8/13/2011  | \$663            | \$0              | \$663           | \$0        |
| OL                          | 40681    | CORONADO, JOSE EDUARDO                                 | 2010-1819-LII-E | HARRIS      | 8/20/2011  | \$996            | \$0              | \$996           | \$0        |
| OL                          | 41145    | JEFFERSON, NEIL D                                      | 2011-0265-LII-E | COLLIN      | 8/27/2011  | \$375            | \$75             | \$300           | \$0        |
| <b>Subtotal for OL : 51</b> |          |  |                 |             |            | <b>\$51,321</b>  | <b>\$1,935</b>   | <b>\$49,386</b> | <b>\$0</b> |
| PST                         | 38364    | Anatolian Trading, Inc.                                | 2009-1410-PST-E | HARRIS      | 9/10/2010  | \$3,648          | \$0              | \$3,648         | \$0        |
| PST                         | 38986    | Rabindra Nauth   | 2010-0073-PST-E | JEFFERSON   | 9/10/2010  | \$6,600          | \$0              | \$6,600         | \$0        |
| PST                         | 38822    | Lindale Stores, Inc.                                   | 2009-2003-PST-E | DALLAS      | 9/10/2010  | \$5,207          | \$0              | \$5,207         | \$0        |
| PST                         | 37531    | TRAN, NHAT QUANG                                       | 2009-0588-PST-E | HARRIS      | 9/15/2010  | \$7,720          | \$0              | \$7,720         | \$0        |
| PST                         | 39273    | N & K Hampton Services, Inc.                           | 2010-0326-PST-E | DALLAS      | 9/26/2010  | \$4,226          | \$845            | \$3,381         | \$0        |
| PST                         | 39081    | Estate of A. B. Guess c/o Arlozelle P. Guess, Executor | 2010-0209-PST-E | FORT BEND   | 9/26/2010  | \$6,300          | \$1,260          | \$5,040         | \$0        |
| PST                         | 39350    | Texas A&M University                                   | 2010-0431-PST-E | BRAZOS      | 9/26/2010  | \$4,800          | \$960            | \$3,840         | \$0        |
| PST                         | 39155    | Shujat Holding Company                                 | 2010-0230-PST-E | *MULTIPLE   | 9/26/2010  | \$17,500         | \$3,500          | \$14,000        | \$0        |
| PST                         | 39337    | K H Jung Investment, Inc.                              | 2010-0423-PST-E | NUECES      | 9/26/2010  | \$5,460          | \$1,092          | \$4,368         | \$0        |
| PST                         | 39244    | Star Mini Mart, LLC                                    | 2010-0344-PST-E | JEFFERSON   | 9/26/2010  | \$4,275          | \$855            | \$3,420         | \$0        |
| PST                         | 39297    | Juliet Operating Company, Inc.                         | 2010-0406-PST-E | TARRANT     | 9/26/2010  | \$3,519          | \$703            | \$2,816         | \$0        |
| PST                         | 40004    | Wallinsein Enterprises, Inc.                           | 2010-1122-PST-E | LUBBOCK     | 9/26/2010  | \$1,750          | \$0              | \$1,750         | \$0        |
| PST                         | 39267    | Convenience Mart, Inc.                                 | 2010-0329-PST-E | HARRIS      | 9/26/2010  | \$10,000         | \$2,000          | \$8,000         | \$0        |
| PST                         | 39461    | Panjwani Enterprises, Inc.                             | 2010-0539-PST-E | HARRIS      | 9/26/2010  | \$2,200          | \$440            | \$1,760         | \$0        |

## Singles Programs

## Appendix 3: List of Administrative Orders Issued FY2011

Date Range Selected : 09/01/2010 - 08/31/2011

| PGM | Case No. | Respondent Name  | Docket#         | County    | Order Date | Penalty Assessed | Penalty Deferred | Payable Amount | SEP Offset |
|-----|----------|--|-----------------|-----------|------------|------------------|------------------|----------------|------------|
| PST | 39270    | JUNAID INVESTMENTS INC                                   | 2010-0319-PST-E | HARRIS    | 9/26/2010  | \$2,558          | \$511            | \$2,047        | \$0        |
| PST | 38662    | Collin County  | 2009-1834-PST-E | COLLIN    | 9/26/2010  | \$3,675          | \$735            | \$2,940        | \$0        |
| PST | 38672    | Metroplex Lucky Star, LLC                                | 2009-1759-PST-E | TARRANT   | 9/26/2010  | \$3,689          | \$737            | \$2,952        | \$0        |
| PST | 39254    | Kohettur, Inc.   | 2010-0327-PST-E | HARRIS    | 9/26/2010  | \$6,237          | \$1,247          | \$4,990        | \$0        |
| PST | 39439    | Skinny's, LLC  | 2010-0522-PST-E | TOM GREEN | 9/26/2010  | \$5,090          | \$1,018          | \$4,072        | \$0        |
| PST | 35544    | Ari Ari, Ltd.  | 2008-0445-PST-E | DALLAS    | 9/26/2010  | \$19,471         | \$0              | \$19,471       | \$0        |
| PST | 39359    | New Alia Enterprise, Inc.                                | 2010-0446-PST-E | GALVESTON | 10/15/2010 | \$2,244          | \$448            | \$1,796        | \$0        |
| PST | 39376    | Pfhc, Ltd.   | 2010-0464-PST-E | HOUSTON   | 10/15/2010 | \$18,980         | \$3,796          | \$15,184       | \$0        |
| PST | 39383    | Jack D. Williams   | 2010-0473-PST-E | RANDALL   | 10/15/2010 | \$2,625          | \$525            | \$2,100        | \$0        |
| PST | 39225    | GOVINDRAM, BHARATH U                                     | 2010-0306-PST-E | JEFFERSON | 10/15/2010 | \$36,100         | \$7,220          | \$28,880       | \$0        |
| PST | 38305    | Dixie In Inc.  | 2009-1479-PST-E | HARRIS    | 10/15/2010 | \$6,631          | \$0              | \$6,631        | \$0        |
| PST | 38591    | Jorge Magallanes Martinez                                | 2009-1731-PST-E | WEBB      | 10/15/2010 | \$3,675          | \$0              | \$3,675        | \$0        |
| PST | 38590    | G.L. Properties, Inc.                                    | 2009-1733-PST-E | WEBB      | 10/15/2010 | \$2,750          | \$0              | \$2,750        | \$0        |
| PST | 39263    | I. S. S. Enterprises Inc                                 | 2010-0368-PST-E | HARRIS    | 10/15/2010 | \$8,565          | \$1,713          | \$6,852        | \$0        |
| PST | 39416    | M&O Services, L.L.C.                                     | 2010-0499-PST-E | EL PASO   | 10/15/2010 | \$14,560         | \$2,912          | \$11,648       | \$0        |
| PST | 39451    | LEE, KWANG SOON  | 2010-0559-PST-E | HARRIS    | 10/15/2010 | \$4,188          | \$837            | \$3,351        | \$0        |
| PST | 38605    | Shamsuddin A. Lassi *                                    | 2009-1715-PST-E | MCLENNAN  | 10/15/2010 | \$18,021         | \$0              | \$18,021       | \$0        |
| PST | 39198    | Star Fuels, Inc.   | 2010-0371-PST-E | HARRIS    | 10/15/2010 | \$8,554          | \$0              | \$8,554        | \$0        |
| PST | 38731    | Sarbali, Inc.  | 2009-1882-PST-E | HARRIS    | 10/15/2010 | \$5,337          | \$0              | \$5,337        | \$0        |
| PST | 39537    | Methodist Healthcare System of San Antonio, Ltd., L.L.P. | 2010-0669-PST-E | BEXAR     | 10/15/2010 | \$2,305          | \$461            | \$1,844        | \$0        |
| PST | 39393    | ALI, AKBER   | 2010-0484-PST-E | TRAVIS    | 10/15/2010 | \$5,331          | \$1,066          | \$4,265        | \$0        |
| PST | 39262    | Gova Enterprise, Inc.                                    | 2010-0351-PST-E | HARRIS    | 10/15/2010 | \$8,040          | \$1,608          | \$6,432        | \$0        |
| PST | 39320    | JWK AUTO GROUP INC                                       | 2010-0392-PST-E | TARRANT   | 10/15/2010 | \$6,673          | \$1,334          | \$5,339        | \$0        |
| PST | 39374    | Steinhagen Oil Company, Inc.                             | 2010-0469-PST-E | JEFFERSON | 10/15/2010 | \$11,205         | \$2,241          | \$8,964        | \$0        |
| PST | 39589    | R & D Distributing Ltd                                   | 2010-0680-PST-E | SHELBY    | 10/15/2010 | \$8,025          | \$1,605          | \$6,420        | \$0        |
| PST | 38183    | Magic First, Inc.  | 2009-1340-PST-E | HARRIS    | 10/15/2010 | \$20,340         | \$0              | \$20,340       | \$0        |
| PST | 39623    | Dollie Jobe  | 2010-0719-PST-E | SWISHER   | 10/15/2010 | \$2,625          | \$525            | \$2,100        | \$0        |
| PST | 39419    | Skinny's, LLC  | 2010-0504-PST-E | TOM GREEN | 10/15/2010 | \$6,095          | \$1,219          | \$4,876        | \$0        |
| PST | 39354    | GILL, ROBERT JOHN  | 2010-0437-PST-E | WICHITA   | 10/15/2010 | \$2,625          | \$0              | \$2,625        | \$0        |
| PST | 39375    | Racetrac Petroleum, Inc.                                 | 2010-0483-PST-E | HARRIS    | 10/15/2010 | \$9,454          | \$1,890          | \$7,564        | \$0        |
| PST | 39534    | Army & Air Force Exchange Service                        | 2010-0622-PST-E | DALLAS    | 10/15/2010 | \$8,000          | \$1,600          | \$6,400        | \$0        |
| PST | 38431    | Beechnut Food Stores, Inc.                               | 2009-1525-PST-E | HARRIS    | 10/16/2010 | \$3,119          | \$0              | \$3,119        | \$0        |
| PST | 38894    | Shafiq Rehman *  | 2009-2069-PST-E | HARRIS    | 10/16/2010 | \$6,387          | \$0              | \$6,387        | \$0        |
| PST | 38875    | BMS GROCERY STORES LLC                                   | 2009-2045-PST-E | BEXAR     | 10/16/2010 | \$8,229          | \$0              | \$8,229        | \$0        |
| PST | 39144    | S.S.O.S. Investments INT'L Inc.                          | 2010-0197-PST-E | GALVESTON | 10/16/2010 | \$6,900          | \$0              | \$6,900        | \$0        |
| PST | 39667    | Brazoria County  | 2010-0762-PST-E | BRAZORIA  | 10/25/2010 | \$4,425          | \$885            | \$3,540        | \$0        |
| PST | 39548    | BUI, HIEU  | 2010-0637-PST-E | HARRIS    | 10/25/2010 | \$4,658          | \$931            | \$3,727        | \$0        |
| PST | 40075    | Good Time Stores, Inc.                                   | 2010-1201-PST-E | HOCKLEY   | 10/25/2010 | \$1,750          | \$0              | \$1,750        | \$0        |

## Singles Programs

## Appendix 3: List of Administrative Orders Issued FY2011

Date Range Selected : 09/01/2010 - 08/31/2011

| PGM | Case No. | Respondent Name               | Docket#         | County    | Order Date | Penalty Assessed | Penalty Deferred | Payable Amount | SEP Offset |
|-----|----------|-------------------------------|-----------------|-----------|------------|------------------|------------------|----------------|------------|
| PST | 39617    | 7-Eleven, Inc.                | 2010-0727-PST-E | TARRANT   | 10/25/2010 | \$3,301          | \$660            | \$2,641        | \$0        |
| PST | 39560    | Horseshoe Bay Resort, Ltd.    | 2010-0647-PST-E | LLANO     | 10/25/2010 | \$12,531         | \$2,505          | \$10,026       | \$0        |
| PST | 39060    | Gemini Ventures Inc.          | 2010-0140-PST-E | HARRIS    | 10/25/2010 | \$6,305          | \$1,261          | \$5,044        | \$0        |
| PST | 39710    | United Parcel Service, Inc.   | 2010-0808-PST-E | TARRANT   | 10/25/2010 | \$3,025          | \$605            | \$2,420        | \$0        |
| PST | 39418    | RUH Enterprises, Inc.         | 2010-0502-PST-E | TARRANT   | 10/25/2010 | \$12,981         | \$2,596          | \$10,385       | \$0        |
| PST | 39603    | ESSA INC                      | 2010-0692-PST-E | HARRIS    | 10/25/2010 | \$2,897          | \$579            | \$2,318        | \$0        |
| PST | 39707    | Sunrise Fuel, Inc.            | 2010-0803-PST-E | HARRIS    | 10/25/2010 | \$4,391          | \$878            | \$3,513        | \$0        |
| PST | 39215    | Lucky Lady Oil Company        | 2010-0285-PST-E | ELLIS     | 10/25/2010 | \$14,326         | \$2,865          | \$11,461       | \$0        |
| PST | 38317    | B & H Group, Inc.             | 2009-1453-PST-E | JOHNSON   | 11/14/2010 | \$2,625          | \$0              | \$2,625        | \$0        |
| PST | 39177    | James L Wells                 | 2010-0269-PST-E | LEON      | 11/14/2010 | \$3,675          | \$0              | \$3,675        | \$0        |
| PST | 37764    | SHEKHANI, AFZAL *             | 2009-0874-PST-E | HARRIS    | 11/14/2010 | \$20,116         | \$0              | \$20,116       | \$0        |
| PST | 36051    | PERKINS, BARBARA              | 2008-1201-PST-E | CHILDRESS | 11/14/2010 | \$2,750          | \$0              | \$2,750        | \$0        |
| PST | 38213    | AHMED, MOHAMMED A             | 2009-1360-PST-E | HARRIS    | 11/14/2010 | \$9,125          | \$0              | \$9,125        | \$0        |
| PST | 39031    | Gadi Shushan *                | 2010-0119-PST-E | NUECES    | 11/14/2010 | \$17,850         | \$0              | \$17,850       | \$0        |
| PST | 40229    | Central Freight Lines, Inc.   | 2010-1368-PST-E | LUBBOCK   | 11/15/2010 | \$1,750          | \$0              | \$1,750        | \$0        |
| PST | 39513    | A&A PETROLEUM OF TEXAS INC    | 2010-0599-PST-E | HARRIS    | 11/15/2010 | \$5,059          | \$1,011          | \$4,048        | \$0        |
| PST | 39434    | A & N Momin Enterprises, Inc. | 2010-0513-PST-E | HARRIS    | 11/15/2010 | \$30,456         | \$6,091          | \$24,365       | \$0        |
| PST | 39436    | SJKR, Inc. dba Steve's Texaco | 2010-0520-PST-E | *MULTIPLE | 11/15/2010 | \$3,125          | \$625            | \$2,500        | \$0        |
| PST | 39653    | HIMALAYAN STAR INC            | 2010-0780-PST-E | ERATH     | 11/15/2010 | \$6,684          | \$1,336          | \$5,348        | \$0        |
| PST | 39158    | Anum Texas Corp               | 2010-0281-PST-E | TARRANT   | 11/15/2010 | \$6,171          | \$1,234          | \$4,937        | \$0        |
| PST | 38904    | ALHINDI, ALI AHMAD            | 2009-2086-PST-E | *MULTIPLE | 11/15/2010 | \$5,665          | \$0              | \$5,665        | \$0        |
| PST | 39356    | FT-EZCO, Inc.                 | 2010-0438-PST-E | TARRANT   | 11/15/2010 | \$4,484          | \$0              | \$4,484        | \$0        |
| PST | 39566    | Lucky Associates, Inc.        | 2010-0657-PST-E | TRAVIS    | 11/15/2010 | \$4,856          | \$971            | \$3,885        | \$0        |
| PST | 39577    | Texas Petroleum Group, LLC    | 2010-0663-PST-E | HARRIS    | 11/15/2010 | \$4,946          | \$989            | \$3,957        | \$0        |
| PST | 39629    | PHAM, QUANG DANG              | 2010-0718-PST-E | HARRIS    | 11/15/2010 | \$3,446          | \$689            | \$2,757        | \$0        |
| PST | 39558    | Elwans, Inc.                  | 2010-0648-PST-E | HARRIS    | 11/15/2010 | \$4,524          | \$904            | \$3,620        | \$0        |
| PST | 39311    | Bhima Corporation             | 2010-0399-PST-E | HARRIS    | 11/15/2010 | \$1,925          | \$385            | \$1,540        | \$0        |
| PST | 40277    | Centergas Fuels, Inc.         | 2010-1415-PST-E | LAMB      | 11/15/2010 | \$1,750          | \$0              | \$1,750        | \$0        |
| PST | 39146    | J N J Operations, INC.        | 2010-0235-PST-E | BRAZORIA  | 11/15/2010 | \$3,035          | \$0              | \$3,035        | \$0        |
| PST | 39619    | N & S INVESTMENTS INC         | 2010-0725-PST-E | LUBBOCK   | 11/15/2010 | \$3,850          | \$770            | \$3,080        | \$0        |
| PST | 40127    | Hays City Corporation         | 2010-1243-PST-E | TRAVIS    | 11/15/2010 | \$1,020          | \$0              | \$1,020        | \$0        |
| PST | 39628    | N.K.S.S. Enterprises, Inc.    | 2010-0722-PST-E | ORANGE    | 11/15/2010 | \$5,775          | \$1,155          | \$4,620        | \$0        |
| PST | 38651    | FATIMA ENTERPRISES INC.       | 2009-1800-PST-E | FORT BEND | 11/15/2010 | \$16,403         | \$3,280          | \$13,123       | \$0        |
| PST | 39896    | Racetrac Petroleum, Inc.      | 2010-1000-PST-E | TARRANT   | 11/15/2010 | \$4,786          | \$957            | \$3,829        | \$0        |
| PST | 39522    | Federico Mendez, LLC          | 2010-0610-PST-E | BEE       | 11/15/2010 | \$4,976          | \$995            | \$3,981        | \$0        |
| PST | 39673    | Somang Management Inc         | 2010-0767-PST-E | CALHOUN   | 11/15/2010 | \$5,355          | \$1,071          | \$4,284        | \$0        |
| PST | 39775    | TRT Development Company - CCS | 2010-0968-PST-E | *MULTIPLE | 11/15/2010 | \$6,503          | \$1,300          | \$5,203        | \$0        |
| PST | 39621    | CHOE, YUNBAE                  | 2010-0720-PST-E | NUECES    | 11/15/2010 | \$6,602          | \$1,320          | \$5,282        | \$0        |



## Singles Programs

## Appendix 3: List of Administrative Orders Issued FY2011

Date Range Selected : 09/01/2010 - 08/31/2011

| PGM | Case No. | Respondent Name                              | Docket#         | County      | Order Date | Penalty Assessed | Penalty Deferred | Payable Amount | SEP Offset |
|-----|----------|--|-----------------|-------------|------------|------------------|------------------|----------------|------------|
| PST | 39616    | WAGGONER, WILLIAM                            | 2010-0728-PST-E | GALVESTON   | 11/15/2010 | \$2,443          | \$488            | \$1,955        | \$0        |
| PST | 39499    | United Transmissions, Inc.                   | 2010-0584-PST-E | HARRIS      | 11/15/2010 | \$2,796          | \$559            | \$2,237        | \$0        |
| PST | 39386    | NGUYEN, TO *                                 | 2010-0475-PST-E | TARRANT     | 12/4/2010  | \$6,592          | \$1,318          | \$5,274        | \$0        |
| PST | 39806    | Hope, Hardwork, and Happiness, Inc.          | 2010-0898-PST-E | DALLAS      | 12/4/2010  | \$2,625          | \$525            | \$2,100        | \$0        |
| PST | 39862    | DALLAS SNR INC                               | 2010-0961-PST-E | DALLAS      | 12/4/2010  | \$3,803          | \$760            | \$3,043        | \$0        |
| PST | 38089    | Jerry Spencer, L.P.                          | 2009-1250-PST-E | TARRANT     | 12/4/2010  | \$20,200         | \$0              | \$20,200       | \$0        |
| PST | 39575    | Reliance Store, LLC                          | 2010-0661-PST-E | HARRIS      | 12/4/2010  | \$5,684          | \$1,136          | \$4,548        | \$0        |
| PST | 39501    | VILLARREAL, ALBERTO ALBA                     | 2010-0581-PST-E | CAMERON     | 12/4/2010  | \$5,183          | \$1,036          | \$4,147        | \$0        |
| PST | 39593    | Richey and Monk Grocery, Inc.                | 2010-0686-PST-E | LIBERTY     | 12/4/2010  | \$12,517         | \$2,503          | \$10,014       | \$0        |
| PST | 39561    | TJSR, Inc.                                   | 2010-0670-PST-E | FORT BEND   | 12/4/2010  | \$8,506          | \$1,701          | \$6,805        | \$0        |
| PST | 40012    | CHAI EXPRESS INC                             | 2010-1127-PST-E | TARRANT     | 12/4/2010  | \$3,118          | \$623            | \$2,495        | \$0        |
| PST | 39389    | Ogbazgi Semer Galai and Ogbazgi Tesfaslassie | 2010-0479-PST-E | DALLAS      | 12/4/2010  | \$3,508          | \$0              | \$3,508        | \$0        |
| PST | 39622    | Anju Enterprises, Inc.                       | 2010-0721-PST-E | HARRIS      | 12/4/2010  | \$14,023         | \$2,804          | \$11,219       | \$0        |
| PST | 39518    | ISSN Enterprises, Inc.                       | 2010-0601-PST-E | BRAZORIA    | 12/4/2010  | \$23,787         | \$4,757          | \$19,030       | \$0        |
| PST | 39652    | Southern Tri-Star Markets II, LTD            | 2010-0747-PST-E | BRAZORIA    | 12/4/2010  | \$11,516         | \$2,303          | \$9,213        | \$0        |
| PST | 39711    | BHATT, SAMIR H                               | 2010-0810-PST-E | KAUFMAN     | 12/4/2010  | \$10,854         | \$2,170          | \$8,684        | \$0        |
| PST | 39441    | CAMPBELL BUSINESS INC                        | 2010-0546-PST-E | HARRIS      | 12/4/2010  | \$7,105          | \$1,421          | \$5,684        | \$0        |
| PST | 39651    | Kingstreet Investments, LLC                  | 2010-0746-PST-E | HARRIS      | 12/4/2010  | \$2,782          | \$556            | \$2,226        | \$0        |
| PST | 39103    | METRO MART INC                               | 2010-0159-PST-E | HARRIS      | 12/4/2010  | \$4,663          | \$0              | \$4,663        | \$0        |
| PST | 39502    | Ranglers Group Inc                           | 2010-0582-PST-E | ERATH       | 12/4/2010  | \$9,179          | \$1,835          | \$7,344        | \$0        |
| PST | 39465    | Travis E. Tindol Jr.                         | 2010-0545-PST-E | BEE         | 12/4/2010  | \$7,208          | \$1,441          | \$5,767        | \$0        |
| PST | 39557    | PRITEN YOGESH PATEL LLC                      | 2010-0650-PST-E | LUBBOCK     | 12/4/2010  | \$3,525          | \$705            | \$2,820        | \$0        |
| PST | 37980    | Blue Sky Corporation                         | 2009-1056-PST-E | GALVESTON   | 12/4/2010  | \$3,983          | \$796            | \$3,187        | \$0        |
| PST | 39745    | Hernandez, Duvelsa L                         | 2010-0877-PST-E | NUECES      | 12/4/2010  | \$5,265          | \$1,053          | \$4,212        | \$0        |
| PST | 38351    | Flores Ricardo                               | 2009-1491-PST-E | *MULTIPLE   | 12/5/2010  | \$6,300          | \$0              | \$6,300        | \$0        |
| PST | 38779    | TRENT, DOYLE                                 | 2009-1942-PST-E | MCLENNAN    | 12/5/2010  | \$3,675          | \$0              | \$3,675        | \$0        |
| PST | 39543    | Davis and Wardlaw Oil Co., Inc.              | 2010-0634-PST-E | BAYLOR      | 12/5/2010  | \$6,300          | \$0              | \$6,300        | \$0        |
| PST | 37906    | Z. A.O., INC.                                | 2009-1052-MLM-E | EL PASO     | 12/5/2010  | \$7,000          | \$0              | \$7,000        | \$0        |
| PST | 39207    | PCR CONSTRUCTION/DEVELOPMENT INC.            | 2010-0288-PST-E | HIDALGO     | 12/14/2010 | \$9,066          | \$0              | \$9,066        | \$0        |
| PST | 37014    | LEE, EUN BOK                                 | 2009-0052-PST-E | HARRIS      | 12/23/2010 | \$4,946          | \$0              | \$4,946        | \$0        |
| PST | 39059    | Kingwood Petroleum, LLC                      | 2010-0135-PST-E | NACOGDOCHES | 12/24/2010 | \$3,675          | \$0              | \$3,675        | \$0        |
| PST | 36257    | Santos Barcenas                              | 2009-1963-PST-E | TOM GREEN   | 12/24/2010 | \$21,630         | \$0              | \$21,630       | \$0        |
| PST | 39317    | GRAY, DWAYNE                                 | 2010-0407-PST-E | MCLENNAN    | 12/24/2010 | \$4,725          | \$0              | \$4,725        | \$0        |
| PST | 39533    | BROOM, JIM                                   | 2010-0179-PST-E | NACOGDOCHES | 12/24/2010 | \$6,300          | \$0              | \$6,300        | \$0        |
| PST | 40030    | We Are Crazy, Inc.                           | 2010-1137-PST-E | ORANGE      | 12/25/2010 | \$2,000          | \$0              | \$2,000        | \$0        |
| PST | 39825    | Rudy's Texas Bar-B-Q, L.L.C                  | 2010-0984-PST-E | MCLENNAN    | 12/25/2010 | \$6,100          | \$1,220          | \$4,880        | \$0        |
| PST | 39719    | KIE Enterprises, Inc.                        | 2010-0882-PST-E | HARRIS      | 12/25/2010 | \$4,180          | \$836            | \$3,344        | \$0        |
| PST | 36919    | Oliver Rod C                                 | 2008-1893-PST-E | *MULTIPLE   | 12/25/2010 | \$5,250          | \$0              | \$5,250        | \$0        |

## Singles Programs

## Appendix 3: List of Administrative Orders Issued FY2011

Date Range Selected : 09/01/2010 - 08/31/2011

| PGM | Case No. | Respondent Name                                   | Docket#         | County    | Order Date | Penalty Assessed | Penalty Deferred | Payable Amount | SEP Offset |
|-----|----------|---|-----------------|-----------|------------|------------------|------------------|----------------|------------|
| PST | 39645    | Southern Tri-Star Markets II, LTD                 | 2010-0740-PST-E | BRAZORIA  | 12/25/2010 | \$11,141         | \$2,228          | \$8,913        | \$0        |
| PST | 39943    | Muree Valley International, Inc.                  | 2010-1045-PST-E | DALLAS    | 12/25/2010 | \$2,173          | \$434            | \$1,739        | \$0        |
| PST | 39771    | TBNL Investments, Inc.                            | 2010-0900-PST-E | GALVESTON | 12/25/2010 | \$4,179          | \$835            | \$3,344        | \$0        |
| PST | 39586    | AGESHEN, MALCOM                                   | 2010-0676-PST-E | DALLAS    | 12/25/2010 | \$11,791         | \$2,358          | \$9,433        | \$0        |
| PST | 39830    | Nabius #1, Inc.                                   | 2010-0930-PST-E | TARRANT   | 12/25/2010 | \$7,918          | \$1,583          | \$6,335        | \$0        |
| PST | 40436    | Texas Department of Aging and Disability Services | 2010-1578-PST-E | LUBBOCK   | 12/25/2010 | \$1,750          | \$0              | \$1,750        | \$0        |
| PST | 39620    | IZZA, Inc.  | 2010-0724-PST-E | HARRIS    | 12/25/2010 | \$4,519          | \$903            | \$3,616        | \$0        |
| PST | 39835    | JD Cambridge Enterprise Inc                       | 2010-0944-PST-E | TARRANT   | 12/25/2010 | \$4,182          | \$836            | \$3,346        | \$0        |
| PST | 39832    | DOUANGKESONE, ORAPHINE                            | 2010-0980-PST-E | TOM GREEN | 12/25/2010 | \$7,175          | \$1,435          | \$5,740        | \$0        |
| PST | 39794    | Shah & Shah, Inc.                                 | 2010-0894-PST-E | DALLAS    | 12/25/2010 | \$12,906         | \$2,581          | \$10,325       | \$0        |
| PST | 39259    | Ahor Enterprise Inc.                              | 2010-0322-PST-E | HARRIS    | 12/25/2010 | \$10,973         | \$0              | \$10,973       | \$0        |
| PST | 40119    | Sathya Enterprises, LLC                           | 2010-1239-PST-E | HARRIS    | 12/25/2010 | \$3,834          | \$766            | \$3,068        | \$0        |
| PST | 39815    | WESTPARK STATION INC                              | 2010-0969-PST-E | HARRIS    | 12/25/2010 | \$6,031          | \$1,206          | \$4,825        | \$0        |
| PST | 39705    | NGO, THUAN T                                      | 2010-0802-PST-E | GALVESTON | 12/25/2010 | \$6,500          | \$1,300          | \$5,200        | \$0        |
| PST | 39721    | SOPHIA FOOD MARKET INC                            | 2010-0816-PST-E | MILAM     | 12/25/2010 | \$7,406          | \$1,481          | \$5,925        | \$0        |
| PST | 39956    | Palmera Inc                                       | 2010-1065-PST-E | DALLAS    | 12/25/2010 | \$3,330          | \$666            | \$2,664        | \$0        |
| PST | 39886    | Sama, Inc.  | 2010-0996-PST-E | HARRIS    | 12/25/2010 | \$5,806          | \$1,161          | \$4,645        | \$0        |
| PST | 39676    | 2S & J INVESTMENT GROUP LLC                       | 2010-0779-PST-E | HARRIS    | 12/25/2010 | \$14,530         | \$2,906          | \$11,624       | \$0        |
| PST | 39739    | Lynda F. Cochran                                  | 2010-0842-PST-E | ORANGE    | 12/25/2010 | \$2,625          | \$525            | \$2,100        | \$0        |
| PST | 34380    | 4200 Rosedale, LLC                                | 2007-1259-PST-E | TARRANT   | 12/27/2010 | \$3,675          | \$0              | \$3,675        | \$0        |
| PST | 39725    | Khatib Nabil A                                    | 2010-0820-PST-E | *MULTIPLE | 1/14/2011  | \$2,625          | \$0              | \$2,625        | \$0        |
| PST | 39282    | Jerry F. Waneck                                   | 2010-0377-PST-E | BASTROP   | 1/26/2011  | \$7,496          | \$0              | \$7,496        | \$0        |
| PST | 39843    | Charania, Inc.                                    | 2010-0933-PST-E | JASPER    | 2/5/2011   | \$3,675          | \$735            | \$2,940        | \$0        |
| PST | 39979    | Star Fuels, Inc.                                  | 2010-1098-PST-E | HARRIS    | 2/5/2011   | \$10,396         | \$2,079          | \$8,317        | \$0        |
| PST | 39934    | Joseph David Fitts                                | 2010-1049-PST-E | DEWITT    | 2/5/2011   | \$2,625          | \$525            | \$2,100        | \$0        |
| PST | 39807    | Murphy Oil USA, Inc.                              | 2010-0897-PST-E | EL PASO   | 2/5/2011   | \$6,620          | \$1,324          | \$5,296        | \$0        |
| PST | 40020    | NOORANI & BROTHERS, INC.                          | 2010-1131-PST-E | HARRIS    | 2/5/2011   | \$4,100          | \$820            | \$3,280        | \$0        |
| PST | 39963    | Nabil Enterprises, Inc.                           | 2010-1083-PST-E | HARRIS    | 2/5/2011   | \$8,650          | \$1,730          | \$6,920        | \$0        |
| PST | 39960    | Flying J, Inc.                                    | 2010-1071-PST-E | ORANGE    | 2/5/2011   | \$9,278          | \$1,855          | \$7,423        | \$0        |
| PST | 40034    | CHUNG, WOOCHUN                                    | 2010-1142-PST-E | HARRIS    | 2/5/2011   | \$2,515          | \$503            | \$2,012        | \$0        |
| PST | 39945    | Independent Oil Company                           | 2010-1042-PST-E | HILL      | 2/5/2011   | \$4,500          | \$900            | \$3,600        | \$0        |
| PST | 40102    | ZOOBAIRIE, SAEED A                                | 2010-1219-PST-E | TRAVIS    | 2/5/2011   | \$4,241          | \$848            | \$3,393        | \$0        |
| PST | 40060    | Retail Max, Inc.                                  | 2010-1170-PST-E | JEFFERSON | 2/5/2011   | \$9,675          | \$1,935          | \$7,740        | \$0        |
| PST | 40159    | Nogales Produce, Inc.                             | 2010-1290-PST-E | DALLAS    | 2/5/2011   | \$12,193         | \$2,438          | \$9,755        | \$0        |
| PST | 39882    | Steinhagen Oil Company, Inc.                      | 2010-1014-PST-E | JEFFERSON | 2/5/2011   | \$11,878         | \$2,375          | \$9,503        | \$0        |
| PST | 40363    | Raheela Enterprises Inc.                          | 2010-1481-PST-E | HARRIS    | 2/5/2011   | \$2,000          | \$400            | \$1,600        | \$0        |
| PST | 39851    | Amakanojija, Inc.                                 | 2010-0953-PST-E | GALVESTON | 2/5/2011   | \$3,415          | \$683            | \$2,732        | \$0        |
| PST | 38344    | Kd Allseason, Inc.                                | 2009-1475-PST-E | HARRIS    | 2/5/2011   | \$8,050          | \$0              | \$8,050        | \$0        |

## Singles Programs

## Appendix 3: List of Administrative Orders Issued FY2011

Date Range Selected : 09/01/2010 - 08/31/2011

| PGM | Case No. | Respondent Name                  | Docket#         | County     | Order Date | Penalty Assessed | Penalty Deferred | Payable Amount | SEP Offset |
|-----|----------|----------------------------------|-----------------|------------|------------|------------------|------------------|----------------|------------|
| PST | 40576    | TEXANS TEXACO                    | 2010-1719-PST-E | BELL       | 2/5/2011   | \$875            | \$0              | \$875          | \$0        |
| PST | 40036    | Adil and Waseem Inc.             | 2010-1146-PST-E | HARRIS     | 2/5/2011   | \$4,840          | \$968            | \$3,872        | \$0        |
| PST | 39985    | Dauva, LLC                       | 2010-1107-PST-E | HARRIS     | 2/5/2011   | \$3,765          | \$753            | \$3,012        | \$0        |
| PST | 39796    | Q M MARKETS, INC.                | 2010-0925-PST-E | BRAZORIA   | 2/5/2011   | \$8,550          | \$1,710          | \$6,840        | \$0        |
| PST | 21549    | SILVA, HECTOR SR                 | 2008-0377-PST-E | FRIO       | 2/5/2011   | \$56,550         | \$52,950         | \$3,600        | \$0        |
| PST | 39679    | Yeung Realty, Inc.               | 2010-0805-PST-E | *MULTIPLE  | 2/5/2011   | \$7,018          | \$1,402          | \$5,616        | \$0        |
| PST | 40112    | Parkway Food Mart Inc.           | 2010-1229-PST-E | FORT BEND  | 2/5/2011   | \$5,406          | \$1,081          | \$4,325        | \$0        |
| PST | 40044    | ALMEDA MART INC                  | 2010-1161-PST-E | HARRIS     | 2/20/2011  | \$4,369          | \$873            | \$3,496        | \$0        |
| PST | 39700    | A.A.G. Texas, Inc                | 2010-0849-PST-E | HARRIS     | 2/20/2011  | \$4,165          | \$833            | \$3,332        | \$0        |
| PST | 39777    | Shahz Brothers Inc.              | 2010-0891-PST-E | NUECES     | 2/20/2011  | \$3,330          | \$666            | \$2,664        | \$0        |
| PST | 39605    | KHAN, NASEEN                     | 2010-0750-PST-E | DALLAS     | 2/20/2011  | \$3,936          | \$0              | \$3,936        | \$0        |
| PST | 39826    | Ikoankar LLC                     | 2010-0921-PST-E | TARRANT    | 2/20/2011  | \$3,661          | \$732            | \$2,929        | \$0        |
| PST | 39916    | Murphy Oil USA, Inc.             | 2010-1025-PST-E | COLLIN     | 2/20/2011  | \$19,029         | \$3,805          | \$15,224       | \$0        |
| PST | 39975    | Nalla Idayan Inc.                | 2010-1090-PST-E | BRAZORIA   | 2/20/2011  | \$6,756          | \$1,351          | \$5,405        | \$0        |
| PST | 39845    | Delta Enterprise, Inc.           | 2010-0966-PST-E | HARRIS     | 2/20/2011  | \$4,143          | \$828            | \$3,315        | \$0        |
| PST | 39867    | NZSA, Inc.                       | 2010-0971-PST-E | BEXAR      | 2/20/2011  | \$8,735          | \$1,747          | \$6,988        | \$0        |
| PST | 40069    | Diamond Gulf, Inc.               | 2010-1178-PST-E | HARRIS     | 2/20/2011  | \$3,646          | \$729            | \$2,917        | \$0        |
| PST | 40284    | YOUSEF, AHMAD                    | 2010-1403-PST-E | TOM GREEN  | 2/20/2011  | \$8,454          | \$1,690          | \$6,764        | \$0        |
| PST | 39968    | Zeway Corp.                      | 2010-1089-PST-E | COLLIN     | 2/20/2011  | \$2,161          | \$432            | \$1,729        | \$0        |
| PST | 40003    | Quick Pay Enterprises, Inc.      | 2010-1134-PST-E | BEXAR      | 2/20/2011  | \$9,304          | \$1,860          | \$7,444        | \$0        |
| PST | 39885    | City Int'l., Ltd.                | 2010-1044-PST-E | HARRIS     | 2/20/2011  | \$15,376         | \$3,075          | \$12,301       | \$0        |
| PST | 39890    | 153 INC                          | 2010-0992-PST-E | CALHOUN    | 2/20/2011  | \$3,621          | \$724            | \$2,897        | \$0        |
| PST | 39804    | GREAT CHAMBERS INVESTMENT INC.   | 2010-0899-PST-E | CHAMBERS   | 2/20/2011  | \$14,155         | \$2,831          | \$11,324       | \$0        |
| PST | 39868    | Compass USA Enterprises, Inc.    | 2010-0972-PST-E | HARRIS     | 2/20/2011  | \$2,225          | \$445            | \$1,780        | \$0        |
| PST | 39971    | Rimo, Inc.                       | 2010-1082-PST-E | DALLAS     | 2/20/2011  | \$3,240          | \$648            | \$2,592        | \$0        |
| PST | 40080    | Dharani Enterprises Inc.         | 2010-1202-PST-E | FORT BEND  | 2/20/2011  | \$9,030          | \$1,806          | \$7,224        | \$0        |
| PST | 39841    | City of Cedar Hill               | 2010-0935-PST-E | DALLAS     | 2/20/2011  | \$12,025         | \$2,405          | \$9,620        | \$0        |
| PST | 40052    | MAHNAZ ENTERPRISES INC           | 2010-1166-PST-E | HARRIS     | 2/20/2011  | \$2,290          | \$458            | \$1,832        | \$0        |
| PST | 39524    | LONDONDERRY ENTERPRISES INC      | 2010-0611-PST-E | HARRIS     | 2/25/2011  | \$24,659         | \$0              | \$24,659       | \$0        |
| PST | 38880    | Prissy Knighten *                | 2009-2055-PST-E | *MULTIPLE  | 2/25/2011  | \$5,425          | \$0              | \$5,425        | \$0        |
| PST | 39706    | Ramon Aguilar                    | 2010-0832-PST-E | JEFFERSON  | 2/25/2011  | \$4,900          | \$0              | \$4,900        | \$0        |
| PST | 40176    | Mars Convenience, Inc.           | 2010-1296-PST-E | HARRIS     | 3/7/2011   | \$2,580          | \$516            | \$2,064        | \$0        |
| PST | 38646    | McCraw Oil Company, Inc.         | 2009-1752-PST-E | TARRANT    | 3/7/2011   | \$19,222         | \$0              | \$19,222       | \$0        |
| PST | 40447    | Circle Bar Truck Corral, Inc.    | 2010-1554-PST-E | CROCKETT   | 3/7/2011   | \$13,000         | \$2,600          | \$10,400       | \$0        |
| PST | 39977    | Flying J Transportation LLC      | 2010-1093-PST-E | EL PASO    | 3/7/2011   | \$3,282          | \$656            | \$2,626        | \$0        |
| PST | 40251    | Eastgreen, Inc.                  | 2010-1390-PST-E | TARRANT    | 3/7/2011   | \$6,513          | \$1,302          | \$5,211        | \$0        |
| PST | 40032    | ANANTKRUPA ENTERPRISE LLC        | 2010-1138-PST-E | MONTGOMERY | 3/7/2011   | \$4,901          | \$980            | \$3,921        | \$0        |
| PST | 40288    | John J. Hebert Distributor, Inc. | 2010-1401-PST-E | HARRIS     | 3/7/2011   | \$6,257          | \$1,251          | \$5,006        | \$0        |

## Singles Programs

## Appendix 3: List of Administrative Orders Issued FY2011

Date Range Selected : 09/01/2010 - 08/31/2011

| PGM | Case No. | Respondent Name                                     | Docket#         | County      | Order Date | Penalty Assessed | Penalty Deferred | Payable Amount | SEP Offset |
|-----|----------|---|-----------------|-------------|------------|------------------|------------------|----------------|------------|
| PST | 40194    | Rodos One, LLC                                      | 2010-1317-PST-E | HARRIS      | 3/7/2011   | \$5,775          | \$1,155          | \$4,620        | \$0        |
| PST | 40296    | First Minit Markit Inc                              | 2010-1407-PST-E | DALLAS      | 3/7/2011   | \$2,525          | \$505            | \$2,020        | \$0        |
| PST | 40118    | Farmers Cooperative Association of O'Donnell, Texas | 2010-1238-PST-E | LYNN        | 3/7/2011   | \$3,800          | \$760            | \$3,040        | \$0        |
| PST | 40058    | Majestic Fuel Supplies, LLC                         | 2010-1169-PST-E | DALLAS      | 3/7/2011   | \$2,598          | \$519            | \$2,079        | \$0        |
| PST | 40366    | Mims Meat Co., Inc.                                 | 2010-1483-PST-E | HARRIS      | 3/7/2011   | \$4,500          | \$900            | \$3,600        | \$0        |
| PST | 40121    | Sard Enterprises Inc.                               | 2010-1240-PST-E | HARRIS      | 3/7/2011   | \$2,528          | \$505            | \$2,023        | \$0        |
| PST | 40360    | S.S.G. Fuel Service, Inc.                           | 2010-1480-PST-E | HARRIS      | 3/7/2011   | \$9,915          | \$1,983          | \$7,932        | \$0        |
| PST | 40053    | Pokluda, Frank James                                | 2010-1167-PST-E | WALLER      | 3/7/2011   | \$14,050         | \$2,810          | \$11,240       | \$0        |
| PST | 40358    | The George Foundation                               | 2010-1475-PST-E | FORT BEND   | 3/7/2011   | \$4,750          | \$950            | \$3,800        | \$0        |
| PST | 40061    | OCHO NLSS MG CORPORATION                            | 2010-1173-PST-E | HARRIS      | 3/7/2011   | \$2,742          | \$548            | \$2,194        | \$0        |
| PST | 40275    | MEYER, GEORGE PHILIP                                | 2010-1389-PST-E | SCHLEICHER  | 3/7/2011   | \$6,437          | \$1,287          | \$5,150        | \$0        |
| PST | 39415    | Dustin Whaley                                       | 2010-0530-PST-E | OLDHAM      | 3/12/2011  | \$3,675          | \$0              | \$3,675        | \$0        |
| PST | 39467    | Boo Kooz, Inc.                                      | 2010-0547-PST-E | TOM GREEN   | 3/12/2011  | \$13,625         | \$0              | \$13,625       | \$0        |
| PST | 39523    | Cheryl McCarey *                                    | 2010-0613-PST-E | BRAZORIA    | 3/19/2011  | \$16,467         | \$0              | \$16,467       | \$0        |
| PST | 40164    | FOTY LLC  | 2010-1305-PST-E | HARRIS      | 3/19/2011  | \$2,537          | \$507            | \$2,030        | \$0        |
| PST | 39327    | Star Fuels, Inc.                                    | 2010-0614-PST-E | GALVESTON   | 3/19/2011  | \$8,151          | \$0              | \$8,151        | \$0        |
| PST | 40079    | Huynh & Le Corporation, Inc.                        | 2010-1190-PST-E | GALVESTON   | 3/19/2011  | \$5,700          | \$1,140          | \$4,560        | \$0        |
| PST | 40370    | Budget Rent A Car System, Inc.                      | 2010-1600-PST-E | HARRIS      | 3/19/2011  | \$2,250          | \$450            | \$1,800        | \$0        |
| PST | 40334    | SUPER SERVE, INC.                                   | 2010-1444-PST-E | HARRIS      | 3/19/2011  | \$2,117          | \$423            | \$1,694        | \$0        |
| PST | 40367    | H G W ENTERPRISES, INC.                             | 2010-1484-PST-E | HARRIS      | 3/19/2011  | \$7,134          | \$1,426          | \$5,708        | \$0        |
| PST | 40205    | Garrhon Enterprises, Inc.                           | 2010-1325-PST-E | TARRANT     | 3/19/2011  | \$6,655          | \$1,331          | \$5,324        | \$0        |
| PST | 40155    | M J H STAR ENTERPRISES, INC.                        | 2010-1280-PST-E | HARRIS      | 3/19/2011  | \$3,184          | \$636            | \$2,548        | \$0        |
| PST | 40349    | S.S.G. Fuel Service, Inc.                           | 2010-1466-PST-E | HARRIS      | 3/19/2011  | \$9,056          | \$1,811          | \$7,245        | \$0        |
| PST | 40377    | Taylor Petroleum Companies, Inc.                    | 2010-1493-PST-E | TOM GREEN   | 3/19/2011  | \$8,750          | \$1,750          | \$7,000        | \$0        |
| PST | 40462    | GreenAcres Grocery, Inc.                            | 2010-1597-PST-E | JEFFERSON   | 3/19/2011  | \$2,408          | \$481            | \$1,927        | \$0        |
| PST | 40493    | VALLE, MARIA  | 2010-1629-PST-E | HARRIS      | 3/19/2011  | \$4,500          | \$900            | \$3,600        | \$0        |
| PST | 40315    | Lone Star Petroleum, LP                             | 2010-1432-PST-E | HARRIS      | 3/19/2011  | \$5,000          | \$1,000          | \$4,000        | \$0        |
| PST | 40426    | E Z STOP, L.L.C.                                    | 2010-1546-PST-E | NUECES      | 3/19/2011  | \$3,500          | \$700            | \$2,800        | \$0        |
| PST | 38656    | Bucky's Navigation, Inc.                            | 2009-1806-PST-E | NUECES      | 3/19/2011  | \$41,674         | \$0              | \$41,674       | \$0        |
| PST | 40419    | PALLETIZED TRUCKING, INC.                           | 2010-1533-PST-E | HARRIS      | 3/19/2011  | \$5,220          | \$1,044          | \$4,176        | \$0        |
| PST | 40557    | Pac N Sac Stores, Inc.                              | 2010-1698-PST-E | HAYS        | 3/19/2011  | \$2,978          | \$595            | \$2,383        | \$0        |
| PST | 39680    | Jorge Varela Mar                                    | 2010-0771-PST-E | NACOGDOCHES | 3/19/2011  | \$2,625          | \$0              | \$2,625        | \$0        |
| PST | 40351    | DORANTES, SACRAMENTO JR                             | 2010-1469-PST-E | ORANGE      | 3/19/2011  | \$3,675          | \$735            | \$2,940        | \$0        |
| PST | 40488    | Albert Khoa Corp                                    | 2010-1623-PST-E | HARRIS      | 3/19/2011  | \$2,425          | \$485            | \$1,940        | \$0        |
| PST | 40481    | MCCUTCHEN, RAYMOND KENT                             | 2010-1618-PST-E | HUNT        | 3/19/2011  | \$2,003          | \$400            | \$1,603        | \$0        |
| PST | 40272    | Cleereco Services, Inc.                             | 2010-1387-PST-E | MENARD      | 3/19/2011  | \$13,900         | \$2,780          | \$11,120       | \$0        |
| PST | 30967    | AHMED REALTY GP, L.L.C. *                           | 2009-0236-PST-E | HARRIS      | 3/24/2011  | \$8,060          | \$0              | \$8,060        | \$0        |
| PST | 36828    | BETTS, IRA  | 2008-1814-PST-E | GRIMES      | 3/27/2011  | \$6,300          | \$0              | \$6,300        | \$0        |

## Singles Programs

## Appendix 3: List of Administrative Orders Issued FY2011

Date Range Selected : 09/01/2010 - 08/31/2011

| PGM | Case No. | Respondent Name                           | Docket#         | County     | Order Date | Penalty Assessed | Penalty Deferred | Payable Amount | SEP Offset |
|-----|----------|---|-----------------|------------|------------|------------------|------------------|----------------|------------|
| PST | 39410    | Karen Mengelkamp                          | 2010-0493-PST-E | CORYELL    | 3/27/2011  | \$4,500          | \$0              | \$4,500        | \$0        |
| PST | 37828    | ESPINOSA, GILBERT ROBLES                  | 2009-0949-PST-E | NUECES     | 3/27/2011  | \$8,925          | \$0              | \$8,925        | \$0        |
| PST | 39314    | DEAN, WANDA                               | 2010-0415-PST-E | JOHNSON    | 3/27/2011  | \$5,250          | \$0              | \$5,250        | \$0        |
| PST | 39000    | Rizvi, Asad                               | 2010-0102-PST-E | BRAZOS     | 3/27/2011  | \$6,026          | \$0              | \$6,026        | \$0        |
| PST | 40185    | DHAN GURU INC                             | 2010-1307-PST-E | HARRIS     | 4/6/2011   | \$12,838         | \$0              | \$12,838       | \$0        |
| PST | 39670    | HENRY'S ALL SEASONS MARKETS, INC.         | 2010-0765-PST-E | HARRIS     | 4/8/2011   | \$10,021         | \$0              | \$10,021       | \$0        |
| PST | 37834    | JASANI, AMEER ALI                         | 2009-0959-PST-E | TYLER      | 4/8/2011   | \$20,230         | \$0              | \$20,230       | \$0        |
| PST | 40611    | Nirmal & Armaan Enterprises, Inc.         | 2010-1758-PST-E | TARRANT    | 4/18/2011  | \$5,600          | \$1,120          | \$4,480        | \$0        |
| PST | 40568    | PSNKI INVESTMENT INC                      | 2010-1712-PST-E | GALVESTON  | 4/18/2011  | \$14,104         | \$2,820          | \$11,284       | \$0        |
| PST | 38415    | DIAZ, REYNALDO                            | 2009-1547-PST-E | HIDALGO    | 4/18/2011  | \$13,361         | \$0              | \$13,361       | \$0        |
| PST | 40545    | GOD IS THE GREATEST INC.                  | 2010-1688-PST-E | HARRIS     | 4/18/2011  | \$2,858          | \$571            | \$2,287        | \$0        |
| PST | 40554    | Himchuli International LLC                | 2010-1701-PST-E | TARRANT    | 4/18/2011  | \$1,975          | \$395            | \$1,580        | \$0        |
| PST | 38879    | TIKI FOOD MART LLC                        | 2009-2052-PST-E | GALVESTON  | 4/18/2011  | \$13,935         | \$0              | \$13,935       | \$0        |
| PST | 40529    | JYKM Union, Inc.                          | 2010-1680-PST-E | WILLIAMSON | 4/18/2011  | \$4,105          | \$821            | \$3,284        | \$0        |
| PST | 40094    | IRZUM BUSINESS INC                        | 2010-1230-PST-E | HARRIS     | 4/18/2011  | \$5,356          | \$1,071          | \$4,285        | \$0        |
| PST | 40443    | BUC-EE'S, LTD.                            | 2010-1567-PST-E | LEE        | 4/18/2011  | \$18,375         | \$3,675          | \$14,700       | \$0        |
| PST | 40534    | Lodge Lumber Company, Inc.                | 2010-1677-PST-E | HARRIS     | 4/18/2011  | \$1,875          | \$375            | \$1,500        | \$0        |
| PST | 40518    | Gopal International, Inc.                 | 2010-1657-PST-E | ORANGE     | 4/18/2011  | \$2,625          | \$525            | \$2,100        | \$0        |
| PST | 40346    | CHEN, TOMMY                               | 2010-1461-PST-E | HARRIS     | 4/18/2011  | \$2,550          | \$510            | \$2,040        | \$0        |
| PST | 39897    | Amish Group, Inc.                         | 2010-1003-PST-E | HARRIS     | 5/8/2011   | \$8,043          | \$0              | \$8,043        | \$0        |
| PST | 40494    | RAS ENTERPRISE INC                        | 2010-1621-PST-E | DALLAS     | 5/8/2011   | \$2,159          | \$431            | \$1,728        | \$0        |
| PST | 40485    | ALTAF, MUHAMMAD                           | 2010-1626-PST-E | JASPER     | 5/8/2011   | \$1,100          | \$0              | \$1,100        | \$0        |
| PST | 38479    | BA Properties Management, Inc.            | 2009-1615-PST-E | HARRIS     | 5/8/2011   | \$4,203          | \$0              | \$4,203        | \$0        |
| PST | 38506    | BA Properties Management, Inc.            | 2009-1653-PST-E | HARRIS     | 5/8/2011   | \$3,112          | \$0              | \$3,112        | \$0        |
| PST | 40128    | Coastway Inc.                             | 2010-1253-PST-E | ORANGE     | 5/8/2011   | \$4,130          | \$0              | \$4,130        | \$0        |
| PST | 40636    | Daheri & Talpur Inc                       | 2010-1785-PST-E | BASTROP    | 5/8/2011   | \$1,999          | \$399            | \$1,600        | \$0        |
| PST | 39290    | Kavmel Inc.                               | 2010-0364-PST-E | TARRANT    | 5/8/2011   | \$6,964          | \$0              | \$6,964        | \$0        |
| PST | 39915    | ABDELRAHIM A. ZARDEH D.B.A. TONEYS FINA   | 2010-1020-PST-E | TARRANT    | 5/8/2011   | \$5,250          | \$0              | \$5,250        | \$0        |
| PST | 39140    | Saenz, Rogelio *                          | 2010-0227-PST-E | KLEBERG    | 5/8/2011   | \$26,208         | \$0              | \$26,208       | \$0        |
| PST | 40579    | HAPPY LUCKY CORPORATION                   | 2010-1750-PST-E | HUNT       | 5/8/2011   | \$2,358          | \$471            | \$1,887        | \$0        |
| PST | 40122    | E Z STOP, L.L.C.                          | 2010-1249-PST-E | NUECES     | 5/8/2011   | \$7,785          | \$1,557          | \$6,228        | \$0        |
| PST | 40572    | AMERICAN GROCERIES MANAGEMENT NO. 8, INC. | 2010-1716-PST-E | MONTGOMERY | 5/8/2011   | \$2,213          | \$442            | \$1,771        | \$0        |
| PST | 40511    | FireWeed Corporation                      | 2010-1649-PST-E | GRAYSON    | 5/8/2011   | \$2,300          | \$460            | \$1,840        | \$0        |
| PST | 40854    | Crawdad's, Inc. dba Crawdad's 4 Kountze   | 2010-2017-PST-E | HARRIS     | 5/22/2011  | \$4,500          | \$900            | \$3,600        | \$0        |
| PST | 40687    | GOKAL, ASHIQ A                            | 2010-1825-PST-E | TARRANT    | 5/22/2011  | \$3,600          | \$720            | \$2,880        | \$0        |
| PST | 40609    | Dallas R&S International, Inc.            | 2010-1770-PST-E | DALLAS     | 5/22/2011  | \$2,451          | \$490            | \$1,961        | \$0        |
| PST | 40406    | KHURSA ENTERPRISES INC                    | 2010-1521-PST-E | TARRANT    | 5/22/2011  | \$9,783          | \$1,956          | \$7,827        | \$0        |
| PST | 40314    | Hamilton Holdings, L.P.                   | 2010-1431-PST-E | TOM GREEN  | 5/22/2011  | \$2,550          | \$510            | \$2,040        | \$0        |

## Singles Programs

## Appendix 3: List of Administrative Orders Issued FY2011

Date Range Selected : 09/01/2010 - 08/31/2011

| PGM | Case No. | Respondent Name                | Docket#         | County       | Order Date | Penalty Assessed | Penalty Deferred | Payable Amount | SEP Offset |
|-----|----------|--------------------------------|-----------------|--------------|------------|------------------|------------------|----------------|------------|
| PST | 40449    | Local C Stores, L.L.C.         | 2010-1570-PST-E | HARRIS       | 5/22/2011  | \$2,632          | \$526            | \$2,106        | \$0        |
| PST | 40524    | CUSA EE, LLC                   | 2010-1666-PST-E | HARRIS       | 5/22/2011  | \$4,000          | \$800            | \$3,200        | \$0        |
| PST | 40469    | Big Score Investors, LLC       | 2010-1692-PST-E | DALLAS       | 5/22/2011  | \$2,417          | \$483            | \$1,934        | \$0        |
| PST | 40593    | R. E. Sweeney Company, Inc.    | 2010-1738-PST-E | TARRANT      | 5/22/2011  | \$4,996          | \$999            | \$3,997        | \$0        |
| PST | 40496    | IBI Business, Inc.             | 2010-1630-PST-E | FORT BEND    | 5/22/2011  | \$8,678          | \$1,735          | \$6,943        | \$0        |
| PST | 40801    | AJITNATH INVESTMENT, INC.      | 2010-1958-PST-E | HARRIS       | 5/22/2011  | \$4,380          | \$876            | \$3,504        | \$0        |
| PST | 40592    | Diba Petroleum, Inc.           | 2010-1735-PST-E | DALLAS       | 5/22/2011  | \$7,606          | \$1,521          | \$6,085        | \$0        |
| PST | 40050    | Irma Boeck *                   | 2010-1177-PST-E | GUADALUPE    | 5/28/2011  | \$3,745          | \$0              | \$3,745        | \$0        |
| PST | 39808    | HOUSTON CORNER STORE INC       | 2010-0914-PST-E | HARRIS       | 5/28/2011  | \$11,589         | \$0              | \$11,589       | \$0        |
| PST | 39805    | Sami Awad                      | 2010-0910-PST-E | HARRIS       | 5/28/2011  | \$15,997         | \$0              | \$15,997       | \$0        |
| PST | 38150    | STRITZ, MIROS                  | 2009-1313-PST-E | GALVESTON    | 5/28/2011  | \$6,500          | \$0              | \$6,500        | \$0        |
| PST | 38167    | D.C.T.D., Inc.                 | 2009-1334-PST-E | TOM GREEN    | 6/9/2011   | \$8,868          | \$0              | \$8,868        | \$0        |
| PST | 39827    | WSAL ENTERPRISES INC           | 2010-0929-PST-E | BEXAR        | 6/11/2011  | \$10,111         | \$0              | \$10,111       | \$0        |
| PST | 40372    | Big Score Investors, LLC       | 2010-1545-PST-E | DALLAS       | 6/11/2011  | \$4,000          | \$0              | \$4,000        | \$0        |
| PST | 39642    | GERLA, KAREN *                 | 2010-0831-PST-E | SAN PATRICIO | 6/11/2011  | \$6,300          | \$0              | \$6,300        | \$0        |
| PST | 40502    | M.Amaan Inc                    | 2010-1635-PST-E | MAVERICK     | 6/11/2011  | \$3,675          | \$0              | \$3,675        | \$0        |
| PST | 40279    | COMPLETE CARE AUTOMOTIVE LLC * | 2010-1452-PST-E | JEFFERSON    | 6/11/2011  | \$4,725          | \$0              | \$4,725        | \$0        |
| PST | 39752    | E & D Contractors LLC *        | 2010-0936-PST-E | JEFFERSON    | 6/11/2011  | \$3,500          | \$0              | \$3,500        | \$0        |
| PST | 40042    | PEOPLES, BILLY JR              | 2010-1160-PST-E | ROCKWALL     | 6/11/2011  | \$2,675          | \$0              | \$2,675        | \$0        |
| PST | 40218    | TEXAS AUTO WORLD LP            | 2010-1339-PST-E | NUECES       | 6/11/2011  | \$3,850          | \$0              | \$3,850        | \$0        |
| PST | 40001    | Borth Newton                   | 2010-1115-PST-E | DEWITT       | 6/11/2011  | \$5,250          | \$0              | \$5,250        | \$0        |
| PST | 40374    | Mikyan Retail Inc              | 2010-1489-PST-E | HARRIS       | 6/20/2011  | \$2,811          | \$0              | \$2,811        | \$0        |
| PST | 40818    | SBGJ INVESTMENTS INC           | 2010-1961-PST-E | JOHNSON      | 6/20/2011  | \$2,500          | \$500            | \$2,000        | \$0        |
| PST | 40270    | ANMOL Enterprises, Inc.        | 2010-1379-PST-E | LIBERTY      | 6/20/2011  | \$5,680          | \$0              | \$5,680        | \$0        |
| PST | 40755    | Pearsall Ventures, Inc.        | 2010-1904-PST-E | BEXAR        | 6/20/2011  | \$3,250          | \$650            | \$2,600        | \$0        |
| PST | 39917    | Jasanis International, Inc.    | 2010-1018-PST-E | HARDIN       | 6/20/2011  | \$8,601          | \$0              | \$8,601        | \$0        |
| PST | 40603    | Texas Youth Commission         | 2010-1751-PST-E | COOKE        | 6/20/2011  | \$2,300          | \$460            | \$1,840        | \$0        |
| PST | 39371    | VSV, Inc.                      | 2010-0452-PST-E | HARRIS       | 6/20/2011  | \$4,704          | \$0              | \$4,704        | \$0        |
| PST | 40563    | ZUMAYA, RUBEN                  | 2010-1704-PST-E | MONTGOMERY   | 6/20/2011  | \$3,850          | \$770            | \$3,080        | \$0        |
| PST | 40790    | BANIABBASI, MOHAMED AMIN       | 2010-1936-PST-E | HARRIS       | 6/20/2011  | \$4,310          | \$862            | \$3,448        | \$0        |
| PST | 40764    | City of Houston                | 2010-1955-PST-E | HARRIS       | 6/20/2011  | \$4,500          | \$900            | \$3,600        | \$0        |
| PST | 40308    | BUENO, HERMENEGILDO            | 2010-1428-PST-E | EL PASO      | 6/20/2011  | \$5,145          | \$0              | \$5,145        | \$0        |
| PST | 39343    | New A & S Investments Inc      | 2010-0426-PST-E | TARRANT      | 6/20/2011  | \$12,817         | \$0              | \$12,817       | \$0        |
| PST | 40809    | City of Houston                | 2010-1953-PST-E | HARRIS       | 6/20/2011  | \$2,250          | \$450            | \$1,800        | \$0        |
| PST | 40792    | U S REALTY HOLDINGS LTD        | 2010-1916-PST-E | TARRANT      | 6/20/2011  | \$2,900          | \$580            | \$2,320        | \$0        |
| PST | 40813    | ANANTNATH INVESTMENT, INC.     | 2010-1963-PST-E | HARRIS       | 6/20/2011  | \$5,424          | \$1,084          | \$4,340        | \$0        |
| PST | 40719    | Danesh Group Corporation       | 2010-1859-PST-E | TRAVIS       | 6/20/2011  | \$2,250          | \$450            | \$1,800        | \$0        |
| PST | 40670    | Ben Corporation                | 2010-1811-PST-E | HARRIS       | 6/20/2011  | \$3,000          | \$600            | \$2,400        | \$0        |

## Singles Programs

## Appendix 3: List of Administrative Orders Issued FY2011

Date Range Selected : 09/01/2010 - 08/31/2011

| PGM | Case No. | Respondent Name                               | Docket#         | County       | Order Date | Penalty Assessed | Penalty Deferred | Payable Amount | SEP Offset |
|-----|----------|---|-----------------|--------------|------------|------------------|------------------|----------------|------------|
| PST | 40774    | Addison Enterprises Inc.                      | 2010-1913-PST-E | DALLAS       | 6/20/2011  | \$4,322          | \$864            | \$3,458        | \$0        |
| PST | 39892    | 610 ENTERPRISES INC.                          | 2010-0993-PST-E | HARRIS       | 6/20/2011  | \$8,896          | \$0              | \$8,896        | \$0        |
| PST | 39487    | Happ Y Chap, LLC                              | 2010-0576-PST-E | LIBERTY      | 6/20/2011  | \$6,100          | \$0              | \$6,100        | \$0        |
| PST | 40410    | Overseas Enterprises USA, Inc.                | 2010-1372-PST-E | ORANGE       | 6/20/2011  | \$8,589          | \$1,717          | \$6,872        | \$0        |
| PST | 40083    | Hadi & Aga Store Management LLC               | 2010-1204-PST-E | TARRANT      | 6/20/2011  | \$18,181         | \$0              | \$18,181       | \$0        |
| PST | 40281    | West Orem Food Mart LLC                       | 2010-1459-PST-E | HARRIS       | 6/20/2011  | \$8,035          | \$1,607          | \$6,428        | \$0        |
| PST | 40156    | National Priority Enterprises, INC.           | 2010-1281-PST-E | ORANGE       | 6/20/2011  | \$2,388          | \$0              | \$2,388        | \$0        |
| PST | 40722    | GOOD BY MARKETING CO                          | 2010-1860-PST-E | JEFFERSON    | 6/20/2011  | \$6,112          | \$1,222          | \$4,890        | \$0        |
| PST | 40679    | E & S, Inc.                                   | 2010-1823-PST-E | HARRIS       | 6/20/2011  | \$3,151          | \$630            | \$2,521        | \$0        |
| PST | 39034    | LaPorte Business, Inc.                        | 2010-0118-PST-E | HARRIS       | 6/20/2011  | \$9,401          | \$0              | \$9,401        | \$0        |
| PST | 40785    | VENUS OPERATING CORPORATION                   | 2010-1921-PST-E | TARRANT      | 6/20/2011  | \$2,918          | \$583            | \$2,335        | \$0        |
| PST | 40929    | RSN Enterprises, Inc.                         | 2011-0013-PST-E | HARRIS       | 7/2/2011   | \$4,000          | \$800            | \$3,200        | \$0        |
| PST | 41036    | Pilgrim's Pride Corporation                   | 2011-0139-PST-E | *MULTIPLE    | 7/2/2011   | \$3,621          | \$724            | \$2,897        | \$0        |
| PST | 40958    | Hoskins Electric Co.                          | 2011-0035-PST-E | TRAVIS       | 7/2/2011   | \$3,354          | \$670            | \$2,684        | \$0        |
| PST | 41007    | Y & V Enterprises LLC                         | 2011-0101-PST-E | TARRANT      | 7/2/2011   | \$1,295          | \$259            | \$1,036        | \$0        |
| PST | 40892    | NATIONAL PETRO INC                            | 2010-2053-PST-E | TARRANT      | 7/2/2011   | \$1,625          | \$325            | \$1,300        | \$0        |
| PST | 40848    | SUPERTRACK ARLINGTON INC                      | 2010-2010-PST-E | TARRANT      | 7/2/2011   | \$6,904          | \$1,380          | \$5,524        | \$0        |
| PST | 40509    | SONNYREENA CORPORATION                        | 2010-1648-PST-E | HUNT         | 7/2/2011   | \$3,000          | \$600            | \$2,400        | \$0        |
| PST | 40898    | North Bay General Hospital, Inc.              | 2010-2079-PST-E | SAN PATRICIO | 7/2/2011   | \$2,600          | \$520            | \$2,080        | \$0        |
| PST | 40732    | Amina Corporation                             | 2010-1874-PST-E | TARRANT      | 7/2/2011   | \$2,300          | \$460            | \$1,840        | \$0        |
| PST | 41096    | OM NMO Global Inc.                            | 2011-0186-PST-E | TARRANT      | 7/2/2011   | \$2,629          | \$525            | \$2,104        | \$0        |
| PST | 40993    | CHAI EXPRESS INC                              | 2011-0081-PST-E | TARRANT      | 7/2/2011   | \$2,975          | \$595            | \$2,380        | \$0        |
| PST | 41002    | Saginaw Enterprises, LLC                      | 2011-0112-PST-E | TARRANT      | 7/2/2011   | \$1,875          | \$375            | \$1,500        | \$0        |
| PST | 41035    | S Bayyoud Inc                                 | 2011-0130-PST-E | TARRANT      | 7/2/2011   | \$4,500          | \$900            | \$3,600        | \$0        |
| PST | 41025    | EMMAR, SUFIAN                                 | 2011-0125-PST-E | TRAVIS       | 7/2/2011   | \$1,875          | \$375            | \$1,500        | \$0        |
| PST | 40906    | Hudson Bend Grocery Inc.                      | 2010-2067-PST-E | TRAVIS       | 7/2/2011   | \$1,875          | \$375            | \$1,500        | \$0        |
| PST | 40804    | TIKI FOOD MART LLC                            | 2010-1949-PST-E | GALVESTON    | 7/2/2011   | \$3,578          | \$715            | \$2,863        | \$0        |
| PST | 40763    | Tenet Hospitals Limited dba Doctor's Hospital | 2010-1908-PST-E | DALLAS       | 7/2/2011   | \$11,244         | \$2,248          | \$8,996        | \$0        |
| PST | 40773    | Real & Retail Unlimited Inc.                  | 2010-1914-PST-E | DENTON       | 7/2/2011   | \$4,189          | \$837            | \$3,352        | \$0        |
| PST | 40974    | WTG Fuels, Inc.                               | 2011-0052-PST-E | HARRIS       | 7/2/2011   | \$1,875          | \$375            | \$750          | \$750      |
| PST | 40955    | Fort Worth Lucky One, Inc.                    | 2011-0033-PST-E | TARRANT      | 7/2/2011   | \$2,679          | \$535            | \$2,144        | \$0        |
| PST | 40171    | SAHIL VENTURES INC                            | 2010-1299-PST-E | MONTGOMERY   | 7/2/2011   | \$5,353          | \$1,070          | \$4,283        | \$0        |
| PST | 40844    | P U CORPORATION                               | 2010-2003-PST-E | COOKE        | 7/2/2011   | \$5,942          | \$1,188          | \$4,754        | \$0        |
| PST | 41259    | PTCAA Texas, L.P.                             | 2011-0383-PST-E | EL PASO      | 7/2/2011   | \$1,750          | \$0              | \$1,750        | \$0        |
| PST | 40570    | AADARSH BUSINESS INC                          | 2010-1737-PST-E | BASTROP      | 7/2/2011   | \$1,754          | \$350            | \$1,404        | \$0        |
| PST | 41311    | WESTERN NATIONAL LIFE INSURANCE COMPANY       | 2011-0403-PST-E | POTTER       | 7/2/2011   | \$875            | \$0              | \$875          | \$0        |
| PST | 38740    | Noortima, Inc.                                | 2009-1891-PST-E | HARRIS       | 7/7/2011   | \$8,395          | \$0              | \$8,395        | \$0        |
| PST | 40455    | AGUIRRE, FELIPE J                             | 2010-1605-PST-E | ZAVALA       | 7/10/2011  | \$3,850          | \$0              | \$3,850        | \$0        |

## Singles Programs

## Appendix 3: List of Administrative Orders Issued FY2011

Date Range Selected : 09/01/2010 - 08/31/2011

| PGM | Case No. | Respondent Name               | Docket#         | County    | Order Date | Penalty Assessed | Penalty Deferred | Payable Amount | SEP Offset |
|-----|----------|-------------------------------|-----------------|-----------|------------|------------------|------------------|----------------|------------|
| PST | 40448    | Mithani's Inc.                | 2010-1607-PST-E | MAVERICK  | 7/10/2011  | \$3,675          | \$0              | \$3,675        | \$0        |
| PST | 39955    | Patricia Fuller               | 2010-1072-PST-E | MONTAGUE  | 7/10/2011  | \$3,675          | \$0              | \$3,675        | \$0        |
| PST | 39855    | Charles Simmons               | 2010-0955-PST-E | VICTORIA  | 7/10/2011  | \$6,000          | \$0              | \$6,000        | \$0        |
| PST | 40233    | Valdez, Louisa                | 2010-1356-PST-E | GARZA     | 7/10/2011  | \$2,750          | \$0              | \$2,750        | \$0        |
| PST | 39315    | NPJ Enterprises, Inc.         | 2010-0400-PST-E | BRAZOS    | 7/10/2011  | \$2,625          | \$0              | \$2,625        | \$0        |
| PST | 39842    | MENDOZA, RAFAEL III           | 2010-0934-PST-E | HIDALGO   | 7/10/2011  | \$5,408          | \$0              | \$5,408        | \$0        |
| PST | 40440    | EGLAND, GENEVA                | 2010-1568-PST-E | JEFFERSON | 7/10/2011  | \$3,675          | \$0              | \$3,675        | \$0        |
| PST | 39517    | Waylon Collins                | 2010-0597-PST-E | FISHER    | 7/17/2011  | \$2,625          | \$0              | \$2,625        | \$0        |
| PST | 39834    | STR VENTURES INC              | 2010-0911-PST-E | HARRIS    | 7/20/2011  | \$23,730         | \$0              | \$23,730       | \$0        |
| PST | 36661    | Odessa Corporation            | 2008-1641-PST-E | PARKER    | 7/21/2011  | \$31,475         | \$0              | \$31,475       | \$0        |
| PST | 39572    | Gregory S. Shindler           | 2010-1376-PST-E | HOUSTON   | 7/22/2011  | \$6,300          | \$0              | \$6,300        | \$0        |
| PST | 39779    | 5 Star Diamond, LLC           | 2010-0886-PST-E | DALLAS    | 7/22/2011  | \$11,023         | \$0              | \$11,023       | \$0        |
| PST | 36676    | S.A.A.A. ENTERPRISES, INC.    | 2010-1805-PST-E | HARRIS    | 7/22/2011  | \$7,800          | \$0              | \$7,800        | \$0        |
| PST | 41061    | HAR26 INC                     | 2011-0151-PST-E | TARRANT   | 7/31/2011  | \$1,925          | \$385            | \$1,540        | \$0        |
| PST | 41047    | Khan, Inc.                    | 2011-0141-PST-E | DALLAS    | 7/31/2011  | \$10,046         | \$2,009          | \$8,037        | \$0        |
| PST | 40846    | Four Hays, Inc.               | 2010-2007-PST-E | JOHNSON   | 7/31/2011  | \$2,250          | \$450            | \$1,800        | \$0        |
| PST | 41028    | Metro World Inc.              | 2011-0121-PST-E | TARRANT   | 7/31/2011  | \$1,925          | \$385            | \$1,540        | \$0        |
| PST | 41004    | SB FIVE STAR INC              | 2011-0099-PST-E | TARRANT   | 7/31/2011  | \$2,300          | \$460            | \$1,840        | \$0        |
| PST | 41056    | NGUYEN, TAO V                 | 2011-0145-PST-E | TARRANT   | 7/31/2011  | \$2,550          | \$510            | \$2,040        | \$0        |
| PST | 40926    | GOOD UNITED BUSINESS, INC.    | 2011-0017-PST-E | HARRIS    | 7/31/2011  | \$5,100          | \$1,020          | \$4,080        | \$0        |
| PST | 41044    | ZAGHLOUL, ANTON N             | 2011-0210-PST-E | TARRANT   | 7/31/2011  | \$1,925          | \$385            | \$1,540        | \$0        |
| PST | 41016    | J & S Trading, Inc.           | 2011-0114-PST-E | TRAVIS    | 7/31/2011  | \$1,875          | \$375            | \$1,500        | \$0        |
| PST | 39525    | Petroleum Wholesale, L.P.     | 2010-0615-PST-E | ORANGE    | 7/31/2011  | \$5,200          | \$0              | \$5,200        | \$0        |
| PST | 40948    | New Everest Group Corporation | 2011-0022-PST-E | TARRANT   | 7/31/2011  | \$2,750          | \$550            | \$2,200        | \$0        |
| PST | 40559    | AB GROCERY, INC.              | 2010-1708-PST-E | HARRIS    | 7/31/2011  | \$6,252          | \$1,250          | \$5,002        | \$0        |
| PST | 41021    | ALCORP, Inc.                  | 2011-0118-PST-E | TRAVIS    | 7/31/2011  | \$1,875          | \$375            | \$1,500        | \$0        |
| PST | 41095    | Siber Enterprise, Inc.        | 2011-0185-PST-E | HARRIS    | 7/31/2011  | \$2,905          | \$581            | \$2,324        | \$0        |
| PST | 40819    | MEHAK & HARIS LLC             | 2010-1962-PST-E | TARRANT   | 7/31/2011  | \$3,000          | \$600            | \$2,400        | \$0        |
| PST | 40991    | City of Grapevine             | 2011-0089-PST-E | TARRANT   | 7/31/2011  | \$1,875          | \$375            | \$0            | \$1,500    |
| PST | 41143    | Ruble Petroleum, Inc.         | 2011-0234-PST-E | HUNT      | 7/31/2011  | \$4,610          | \$922            | \$3,688        | \$0        |
| PST | 39638    | Anatolian Trading, Inc. *     | 2010-0733-PST-E | HARRIS    | 7/31/2011  | \$15,076         | \$0              | \$15,076       | \$0        |
| PST | 39182    | Shell Petroleum, L.L.C.       | 2010-0260-PST-E | NUECES    | 7/31/2011  | \$14,529         | \$9,990          | \$4,539        | \$0        |
| PST | 41074    | Lisa Motor Lines, Inc.        | 2011-0168-PST-E | TARRANT   | 7/31/2011  | \$2,894          | \$578            | \$2,316        | \$0        |
| PST | 40894    | NASIR, MUJAHID                | 2010-2055-PST-E | TARRANT   | 7/31/2011  | \$1,925          | \$385            | \$1,540        | \$0        |
| PST | 40897    | NORTH ATLANTIC TRADING, INC.  | 2010-2062-PST-E | DENTON    | 7/31/2011  | \$2,354          | \$470            | \$1,884        | \$0        |
| PST | 41060    | SINGH, RAJINDER               | 2011-0149-PST-E | HUNT      | 8/3/2011   | \$5,121          | \$0              | \$5,121        | \$0        |
| PST | 41249    | Am-Go Group, Inc              | 2011-0335-PST-E | HUNT      | 8/13/2011  | \$2,500          | \$500            | \$2,000        | \$0        |
| PST | 40555    | PSJS ENTERPRISES INC          | 2010-1700-PST-E | DALLAS    | 8/13/2011  | \$20,263         | \$12,058         | \$8,205        | \$0        |



## Singles Programs

## Appendix 3: List of Administrative Orders Issued FY2011

Date Range Selected : 09/01/2010 - 08/31/2011

| PGM | Case No. | Respondent Name                          | Docket#         | County     | Order Date | Penalty Assessed | Penalty Deferred | Payable Amount | SEP Offset |
|-----|----------|--|-----------------|------------|------------|------------------|------------------|----------------|------------|
| PST | 41062    | Salima Roheen, Inc.                      | 2011-0153-PST-E | TARRANT    | 8/13/2011  | \$4,950          | \$990            | \$3,960        | \$0        |
| PST | 39411    | BA Properties Management, Inc.           | 2010-0449-PST-E | HARRIS     | 8/13/2011  | \$10,686         | \$0              | \$10,686       | \$0        |
| PST | 41384    | Shanil Oil Company                       | 2011-0477-PST-E | JEFFERSON  | 8/13/2011  | \$3,884          | \$776            | \$3,108        | \$0        |
| PST | 41241    | BARAKATS CORPORATION                     | 2011-0333-PST-E | HUNT       | 8/13/2011  | \$4,629          | \$925            | \$3,704        | \$0        |
| PST | 40999    | Dewan Enterprises, Inc.                  | 2011-0097-PST-E | TARRANT    | 8/13/2011  | \$3,100          | \$620            | \$2,480        | \$0        |
| PST | 40029    | AA Enterprises, Inc.                     | 2010-1136-PST-E | MONTGOMERY | 8/13/2011  | \$25,595         | \$5,580          | \$20,015       | \$0        |
| PST | 40970    | Four Star, Inc.                          | 2011-0049-PST-E | TRAVIS     | 8/13/2011  | \$4,500          | \$900            | \$3,600        | \$0        |
| PST | 40997    | MOMIN, ALLAUDDIN NOORALI                 | 2011-0090-PST-E | TRAVIS     | 8/13/2011  | \$2,250          | \$450            | \$1,800        | \$0        |
| PST | 40849    | 786 Texas Gas, Inc.                      | 2010-2009-PST-E | JEFFERSON  | 8/13/2011  | \$7,354          | \$1,470          | \$5,884        | \$0        |
| PST | 39743    | Blackthorne Services, L.L.C.             | 2010-0855-PST-E | WALLER     | 8/13/2011  | \$21,696         | \$4,339          | \$17,357       | \$0        |
| PST | 41078    | HUYNH, DANG CONG                         | 2011-0178-PST-E | TARRANT    | 8/13/2011  | \$8,644          | \$1,728          | \$6,916        | \$0        |
| PST | 41198    | JDJ COMPANY INCORPORATED                 | 2011-0295-PST-E | JOHNSON    | 8/13/2011  | \$2,621          | \$524            | \$2,097        | \$0        |
| PST | 41048    | RZN ENTERPRISES INC                      | 2011-0143-PST-E | TRAVIS     | 8/13/2011  | \$2,500          | \$500            | \$2,000        | \$0        |
| PST | 41282    | BHASIN, RAVI                             | 2011-0373-PST-E | HUNT       | 8/13/2011  | \$2,621          | \$524            | \$2,097        | \$0        |
| PST | 40995    | City of Houston                          | 2011-0088-PST-E | HARRIS     | 8/13/2011  | \$2,300          | \$460            | \$1,840        | \$0        |
| PST | 41147    | SHAILA INTERNATIONAL INC                 | 2011-0235-PST-E | JEFFERSON  | 8/13/2011  | \$3,592          | \$718            | \$2,874        | \$0        |
| PST | 41310    | HENG, KHUN                               | 2011-0414-PST-E | HUNT       | 8/13/2011  | \$2,629          | \$525            | \$2,104        | \$0        |
| PST | 39797    | One Stop Food Stores, Inc.               | 2010-0943-PST-E | DALLAS     | 8/13/2011  | \$5,640          | \$0              | \$5,640        | \$0        |
| PST | 41144    | Yatim Capital Investments, L.L.C.        | 2011-0231-PST-E | COLLIN     | 8/13/2011  | \$2,250          | \$450            | \$1,800        | \$0        |
| PST | 38491    | Elim Gas Station Corporation             | 2009-1631-PST-E | COLLIN     | 8/13/2011  | \$17,179         | \$0              | \$17,179       | \$0        |
| PST | 41018    | Everbrite Enterprises, Inc.              | 2011-0115-PST-E | TRAVIS     | 8/13/2011  | \$1,875          | \$375            | \$1,500        | \$0        |
| PST | 41151    | JOSH & JOSH INC                          | 2011-0242-PST-E | TARRANT    | 8/13/2011  | \$2,250          | \$450            | \$1,800        | \$0        |
| PST | 41236    | N H A J, L.C.                            | 2011-0323-PST-E | HARRIS     | 8/13/2011  | \$2,461          | \$492            | \$1,969        | \$0        |
| PST | 41049    | ANDREPONT, RUSSELL                       | 2011-0148-PST-E | JEFFERSON  | 8/13/2011  | \$2,865          | \$573            | \$2,292        | \$0        |
| PST | 41058    | Fort Worth Transportation Authority      | 2011-0146-PST-E | TARRANT    | 8/13/2011  | \$2,550          | \$510            | \$2,040        | \$0        |
| PST | 38586    | CORPIAN, GARY *                          | 2009-1720-PST-E | TAYLOR     | 8/18/2011  | \$2,625          | \$2,625          | \$0            | \$0        |
| PST | 39075    | Katha Higginbotham *                     | 2010-0157-PST-E | MONTGOMERY | 8/18/2011  | \$2,750          | \$0              | \$2,750        | \$0        |
| PST | 36230    | Petroleum Wholesale, L.P.                | 2008-1170-MLM-E | ORANGE     | 8/18/2011  | \$64,151         | \$0              | \$64,151       | \$0        |
| PST | 40197    | DAVIS, EDWIN                             | 2010-1327-PST-E | HARRIS     | 8/20/2011  | \$3,850          | \$0              | \$3,850        | \$0        |
| PST | 40011    | Ans Fina Business Enterprises Inc        | 2010-1128-PST-E | DALLAS     | 8/20/2011  | \$13,653         | \$0              | \$13,653       | \$0        |
| PST | 40158    | JASANI, AMEER ALI                        | 2010-1309-PST-E | TYLER      | 8/20/2011  | \$22,225         | \$0              | \$22,225       | \$0        |
| PST | 41150    | Rock Creek Grocery & Cajun Cuisine, Inc. | 2011-0232-PST-E | JOHNSON    | 8/27/2011  | \$2,621          | \$524            | \$2,097        | \$0        |
| PST | 41031    | Austin S & S, Inc. dba Super Mart        | 2011-0126-PST-E | TRAVIS     | 8/27/2011  | \$1,500          | \$300            | \$1,200        | \$0        |
| PST | 41039    | City of Arlington                        | 2011-0134-PST-E | TARRANT    | 8/27/2011  | \$5,000          | \$1,000          | \$0            | \$4,000    |
| PST | 41254    | Schilling Oil Co. Inc.                   | 2011-0369-PST-E | COOKE      | 8/27/2011  | \$5,550          | \$1,110          | \$4,440        | \$0        |
| PST | 41160    | ENDARI, JOSEPH T                         | 2011-0251-PST-E | JEFFERSON  | 8/27/2011  | \$9,329          | \$1,865          | \$7,464        | \$0        |
| PST | 41281    | PARK, CHIWOO                             | 2011-0365-PST-E | HARRIS     | 8/27/2011  | \$5,730          | \$1,146          | \$4,584        | \$0        |
| PST | 41008    | Greenspoint Enterprises LLC              | 2011-0100-PST-E | HARRIS     | 8/27/2011  | \$11,317         | \$2,263          | \$9,054        | \$0        |

## Singles Programs

## Appendix 3: List of Administrative Orders Issued FY2011

Date Range Selected : 09/01/2010 - 08/31/2011

| PGM                           | Case No. | Respondent Name                    | Docket#         | County       | Order Date | Penalty Assessed   | Penalty Deferred | Payable Amount     | SEP Offset      |
|-------------------------------|----------|------------------------------------|-----------------|--------------|------------|--------------------|------------------|--------------------|-----------------|
| PST                           | 39460    | Bello, Ganiu                       | 2010-0538-PST-E | TARRANT      | 8/27/2011  | \$2,625            | \$0              | \$2,625            | \$0             |
| PST                           | 41109    | Vardhman Investment, Inc.          | 2011-0205-PST-E | GALVESTON    | 8/27/2011  | \$9,423            | \$1,884          | \$7,539            | \$0             |
| PST                           | 41268    | LADHA, AMIN                        | 2011-0393-PST-E | JOHNSON      | 8/27/2011  | \$2,135            | \$427            | \$1,708            | \$0             |
| PST                           | 41069    | Irkasa Inc.                        | 2011-0164-PST-E | TARRANT      | 8/27/2011  | \$2,000            | \$400            | \$1,600            | \$0             |
| PST                           | 39369    | B & F Jolly 2, LP                  | 2010-0453-PST-E | COLLIN       | 8/27/2011  | \$26,828           | \$5,365          | \$21,463           | \$0             |
| PST                           | 41131    | HOWELL, CHARLENE F                 | 2011-0219-PST-E | JOHNSON      | 8/27/2011  | \$2,629            | \$525            | \$2,104            | \$0             |
| PST                           | 40726    | RIHANI, AKRAM                      | 2010-1868-PST-E | TARRANT      | 8/27/2011  | \$8,699            | \$1,739          | \$6,960            | \$0             |
| PST                           | 41103    | Allied Waste Systems, Inc.         | 2011-0196-PST-E | TARRANT      | 8/27/2011  | \$14,368           | \$2,873          | \$5,748            | \$5,747         |
| PST                           | 41107    | STRAWBERRY FOOD, LLC               | 2011-0200-PST-E | HARRIS       | 8/27/2011  | \$4,630            | \$926            | \$3,704            | \$0             |
| PST                           | 41238    | Super Five Inc.                    | 2011-0328-PST-E | ELLIS        | 8/27/2011  | \$4,605            | \$921            | \$3,684            | \$0             |
| PST                           | 41050    | B F Beverage, Inc                  | 2011-0144-PST-E | TARRANT      | 8/27/2011  | \$15,855           | \$3,171          | \$12,684           | \$0             |
| PST                           | 41029    | Nuraminco, Inc.                    | 2011-0188-PST-E | TRAVIS       | 8/27/2011  | \$1,625            | \$325            | \$1,300            | \$0             |
| PST                           | 40936    | FTR-First Texas Realty, Ltd.       | 2011-0075-PST-E | HARRIS       | 8/27/2011  | \$2,681            | \$536            | \$2,145            | \$0             |
| PST                           | 41277    | SANR, Inc.                         | 2011-0362-PST-E | JEFFERSON    | 8/27/2011  | \$3,925            | \$785            | \$3,140            | \$0             |
| PST                           | 41178    | Speedy Shop, LLC                   | 2011-0277-PST-E | TARRANT      | 8/27/2011  | \$2,550            | \$510            | \$2,040            | \$0             |
| PST                           | 41212    | TA OPERATING LLC                   | 2011-0302-PST-E | HARRIS       | 8/27/2011  | \$4,764            | \$952            | \$3,812            | \$0             |
| PST                           | 41248    | EKN Corporation                    | 2011-0334-PST-E | HARRIS       | 8/27/2011  | \$2,478            | \$495            | \$1,983            | \$0             |
| PST                           | 39569    | Star Fuels, Inc.                   | 2010-0696-PST-E | WALLER       | 8/27/2011  | \$15,226           | \$0              | \$15,226           | \$0             |
| <b>Subtotal for PST : 450</b> |          |                                    |                 |              |            | <b>\$3,027,118</b> | <b>\$433,722</b> | <b>\$2,581,399</b> | <b>\$11,997</b> |
| PWS                           | 39202    | Pettus Municipal Utility District  | 2010-0302-PWS-E | BEE          | 9/26/2010  | \$520              | \$104            | \$416              | \$0             |
| PWS                           | 39210    | SP Utility Company, Inc.           | 2010-0301-PWS-E | BRAZORIA     | 9/26/2010  | \$1,605            | \$0              | \$1,605            | \$0             |
| PWS                           | 38858    | Three Community WSC                | 2009-2026-MLM-E | HENDERSON    | 9/26/2010  | \$996              | \$199            | \$797              | \$0             |
| PWS                           | 39412    | Aqua Texas, Inc.                   | 2010-0494-PWS-E | HAYS         | 9/26/2010  | \$546              | \$109            | \$437              | \$0             |
| PWS                           | 40564    | Falcon Club Utility Company, Inc.  | 2010-1589-UCR-E | RANDALL      | 9/29/2010  | \$0                | \$0              | \$0                | \$0             |
| PWS                           | 39627    | City of Southside Place            | 2010-0716-PWS-E | HARRIS       | 10/15/2010 | \$296              | \$59             | \$237              | \$0             |
| PWS                           | 39452    | Anderson Water Company, Inc.       | 2010-0529-PWS-E | GRIMES       | 10/15/2010 | \$157              | \$31             | \$126              | \$0             |
| PWS                           | 39287    | Laguna Tres, Inc.                  | 2010-0378-PWS-E | HOOD         | 10/15/2010 | \$214              | \$42             | \$172              | \$0             |
| PWS                           | 39351    | WSWS Company                       | 2010-0434-PWS-E | GRAYSON      | 10/15/2010 | \$1,495            | \$299            | \$1,196            | \$0             |
| PWS                           | 34690    | Anna Jeffcoat                      | 2007-1565-PWS-E | HASKELL      | 10/15/2010 | \$3,424            | \$0              | \$3,424            | \$0             |
| PWS                           | 39398    | City of Cotulla                    | 2010-0487-PWS-E | LA SALLE     | 10/15/2010 | \$5,363            | \$1,072          | \$4,291            | \$0             |
| PWS                           | 38046    | Candelaria Water Supply Corp       | 2009-1210-PWS-E | PRESIDIO     | 10/15/2010 | \$7,923            | \$0              | \$7,923            | \$0             |
| PWS                           | 39583    | Wilburr & Co., Inc.                | 2010-0678-PWS-E | BURNET       | 10/15/2010 | \$1,050            | \$0              | \$1,050            | \$0             |
| PWS                           | 39714    | Huber Garden, Inc.                 | 2010-0861-PWS-E | ECTOR        | 10/15/2010 | \$1,144            | \$228            | \$916              | \$0             |
| PWS                           | 38212    | Ms. Molly's LLC                    | 2009-1443-PWS-E | COLORADO     | 10/16/2010 | \$6,681            | \$0              | \$6,681            | \$0             |
| PWS                           | 38903    | Amistad Lake Developments, Inc.    | 2009-2079-PWS-E | VAL VERDE    | 10/25/2010 | \$1,380            | \$0              | \$1,380            | \$0             |
| PWS                           | 40152    | RACHED, MICHAEL                    | 2010-1277-WOC-E | SAN PATRICIO | 10/25/2010 | \$210              | \$0              | \$210              | \$0             |
| PWS                           | 39880    | DAVIS, JOHN P                      | 2010-0981-PWS-E | COMAL        | 10/25/2010 | \$342              | \$68             | \$274              | \$0             |
| PWS                           | 39664    | Kelton Independent School District | 2010-0845-PWS-E | WHEELER      | 10/25/2010 | \$1,562            | \$0              | \$1,562            | \$0             |

## Singles Programs

## Appendix 3: List of Administrative Orders Issued FY2011

Date Range Selected : 09/01/2010 - 08/31/2011

| PGM | Case No. | Respondent Name                       | Docket#         | County       | Order Date | Penalty Assessed | Penalty Deferred | Payable Amount | SEP Offset |
|-----|----------|---------------------------------------|-----------------|--------------|------------|------------------|------------------|----------------|------------|
| PWS | 39641    | BOSKIND, PAUL ALAN                    | 2010-0748-PWS-E | MEDINA       | 10/25/2010 | \$2,011          | \$0              | \$2,011        | \$0        |
| PWS | 40143    | SALAZAR, CARLOS                       | 2010-1270-WOC-E | CAMERON      | 10/25/2010 | \$210            | \$0              | \$210          | \$0        |
| PWS | 40564    | Falcon Club Utility Company, Inc.     | 2010-1589-UCR-E | RANDALL      | 11/3/2010  | \$0              | \$0              | \$0            | \$0        |
| PWS | 39539    | Montgomery County MUD 9               | 2010-0630-PWS-E | MONTGOMERY   | 11/15/2010 | \$508            | \$101            | \$407          | \$0        |
| PWS | 39431    | Market Place Innovation, Inc.         | 2010-0514-PWS-E | HARRIS       | 11/15/2010 | \$3,262          | \$652            | \$2,610        | \$0        |
| PWS | 39540    | Montgomery County MUD 8               | 2010-0631-PWS-E | MONTGOMERY   | 11/15/2010 | \$508            | \$101            | \$407          | \$0        |
| PWS | 39604    | Lake Forest Falls, Inc.               | 2010-0698-MLM-E | MONTGOMERY   | 11/15/2010 | \$269            | \$53             | \$216          | \$0        |
| PWS | 39801    | Sonic Automotive of Texas, L.P.       | 2010-0904-PWS-E | HARRIS       | 11/15/2010 | \$2,293          | \$0              | \$2,293        | \$0        |
| PWS | 39396    | City of La Feria                      | 2010-0485-PWS-E | CAMERON      | 11/15/2010 | \$695            | \$139            | \$556          | \$0        |
| PWS | 39790    | Turlington Water Supply Corporation   | 2010-0893-PWS-E | FREESTONE    | 11/15/2010 | \$224            | \$44             | \$180          | \$0        |
| PWS | 38626    | HUFFMASTER, CALVERT C JR              | 2009-1878-PWS-E | VICTORIA     | 11/15/2010 | \$762            | \$152            | \$610          | \$0        |
| PWS | 39626    | City of Lampasas                      | 2010-0717-PWS-E | LAMPASAS     | 11/15/2010 | \$2,136          | \$427            | \$1,709        | \$0        |
| PWS | 39611    | San Pedro Canyon Water Company        | 2010-0697-PWS-E | VAL VERDE    | 12/4/2010  | \$474            | \$94             | \$380          | \$0        |
| PWS | 39904    | B & J Water Company                   | 2010-1009-PWS-E | GRIMES       | 12/4/2010  | \$356            | \$71             | \$285          | \$0        |
| PWS | 39709    | JEWISH COMMUNITY CENTER OF HOUSTON TX | 2010-0807-PWS-E | FORT BEND    | 12/4/2010  | \$2,800          | \$0              | \$2,800        | \$0        |
| PWS | 39689    | Stiff Creek Mobile Home Park, L.P.    | 2010-0796-PWS-E | COLLIN       | 12/4/2010  | \$425            | \$85             | \$340          | \$0        |
| PWS | 39323    | Live Oak Resort, Inc.                 | 2010-0411-PWS-E | WASHINGTON   | 12/4/2010  | \$1,638          | \$327            | \$1,311        | \$0        |
| PWS | 39704    | City of Premont                       | 2010-0799-PWS-E | JIM WELLS    | 12/4/2010  | \$3,970          | \$794            | \$3,176        | \$0        |
| PWS | 39381    | Sahil Management Ltd.                 | 2010-0572-PWS-E | BEXAR        | 12/4/2010  | \$580            | \$0              | \$580          | \$0        |
| PWS | 39559    | City of Bynum                         | 2010-0646-PWS-E | HILL         | 12/4/2010  | \$232            | \$46             | \$186          | \$0        |
| PWS | 38932    | Monticello Drive Estates, Inc.        | 2010-0021-PWS-E | PARKER       | 12/4/2010  | \$3,354          | \$670            | \$2,684        | \$0        |
| PWS | 39879    | Oak Grove Wsc                         | 2010-1004-PWS-E | BOWIE        | 12/4/2010  | \$357            | \$71             | \$286          | \$0        |
| PWS | 39520    | ABDELHAK, MARDOCHE                    | 2010-0602-PWS-E | BEXAR        | 12/5/2010  | \$5,659          | \$0              | \$5,659        | \$0        |
| PWS | 39423    | POSADA, FELIPE                        | 2010-0506-PWS-E | VICTORIA     | 12/5/2010  | \$727            | \$0              | \$727          | \$0        |
| PWS | 38533    | Stiff Creek Mobile Home Park, L.P.    | 2009-1675-PWS-E | COLLIN       | 12/24/2010 | \$6,904          | \$0              | \$6,904        | \$0        |
| PWS | 28748    | JACKSON, GEORGE W                     | 2010-0531-PWS-E | *MULTIPLE    | 12/24/2010 | \$2,701          | \$0              | \$2,701        | \$0        |
| PWS | 39800    | K C Utilities, Inc.                   | 2010-0905-PWS-E | BRAZORIA     | 12/25/2010 | \$275            | \$55             | \$220          | \$0        |
| PWS | 40074    | City of Gregory                       | 2010-1186-PWS-E | SAN PATRICIO | 12/25/2010 | \$635            | \$127            | \$508          | \$0        |
| PWS | 39803    | Thirsty Parrot, LLC                   | 2010-0903-PWS-E | WALLER       | 12/25/2010 | \$423            | \$84             | \$339          | \$0        |
| PWS | 39687    | SHUPAK, CURTIS J                      | 2010-0781-PWS-E | BURLESON     | 1/14/2011  | \$1,658          | \$0              | \$1,658        | \$0        |
| PWS | 39759    | CVS Pharmacy, Inc.                    | 2010-0869-PWS-E | HARRIS       | 2/5/2011   | \$7,281          | \$0              | \$7,281        | \$0        |
| PWS | 40015    | Southwest Shipyard, L.P.              | 2010-1129-PWS-E | HARRIS       | 2/5/2011   | \$12,388         | \$0              | \$12,388       | \$0        |
| PWS | 32826    | Swenson WSC                           | 2010-1106-PWS-E | STONEWALL    | 2/5/2011   | \$170            | \$0              | \$170          | \$0        |
| PWS | 39959    | City of Teague                        | 2010-1067-PWS-E | FREESTONE    | 2/5/2011   | \$4,092          | \$818            | \$3,274        | \$0        |
| PWS | 40054    | Wright City WSC                       | 2010-1172-PWS-E | SMITH        | 2/5/2011   | \$166            | \$33             | \$133          | \$0        |
| PWS | 39922    | STUCKER, THOMAS B                     | 2010-1024-PWS-E | MONTGOMERY   | 2/5/2011   | \$10,612         | \$0              | \$10,612       | \$0        |
| PWS | 39510    | Gonzalez, Mary Alice                  | 2010-0681-PWS-E | RANDALL      | 2/5/2011   | \$2,394          | \$0              | \$2,394        | \$0        |
| PWS | 39802    | ADAMS, CRAIG E                        | 2010-0902-PWS-E | HARRIS       | 2/5/2011   | \$2,068          | \$0              | \$2,068        | \$0        |

## Singles Programs

## Appendix 3: List of Administrative Orders Issued FY2011

Date Range Selected : 09/01/2010 - 08/31/2011

| PGM | Case No. | Respondent Name  | Docket#         | County    | Order Date | Penalty Assessed | Penalty Deferred | Payable Amount | SEP Offset |
|-----|----------|--|-----------------|-----------|------------|------------------|------------------|----------------|------------|
| PWS | 39791    | GOOD SHEPHERD RESIDENTIAL TREATMENT CENTRE INC             | 2010-0892-PWS-E | HARRIS    | 2/5/2011   | \$210            | \$42             | \$168          | \$0        |
| PWS | 39864    | City of Collinsville                                       | 2010-0963-PWS-E | GRAYSON   | 2/5/2011   | \$1,925          | \$385            | \$1,540        | \$0        |
| PWS | 38195    | SHEFFIELD, DAVID LEE                                       | 2009-1556-PWS-E | POLK      | 2/20/2011  | \$273            | \$54             | \$219          | \$0        |
| PWS | 39656    | American Heritage Housing Corporation                      | 2010-0860-PWS-E | HARRIS    | 2/20/2011  | \$349            | \$69             | \$280          | \$0        |
| PWS | 40303    | Millsbaugh Operations, Inc.                                | 2010-1417-PWS-E | CROCKETT  | 2/20/2011  | \$3,093          | \$0              | \$3,093        | \$0        |
| PWS | 40208    | South Freestone County Water Supply Corporation            | 2010-1363-PWS-E | FREESTONE | 2/20/2011  | \$1,290          | \$258            | \$1,032        | \$0        |
| PWS | 40057    | Trailswest Mobile Home Park, LLC                           | 2010-1174-PWS-E | BOWIE     | 2/20/2011  | \$2,148          | \$0              | \$2,148        | \$0        |
| PWS | 38507    | Flo Community Water Supply Corporation                     | 2009-1652-PWS-E | LEON      | 2/20/2011  | \$1,510          | \$0              | \$1,510        | \$0        |
| PWS | 39898    | Brookeland Fresh Water Supply District                     | 2010-1029-PWS-E | JASPER    | 2/20/2011  | \$3,242          | \$648            | \$2,594        | \$0        |
| PWS | 39692    | Dimitriou Georgopoulos                                     | 2010-0785-PWS-E | LUBBOCK   | 2/20/2011  | \$1,994          | \$0              | \$1,994        | \$0        |
| PWS | 40209    | West Yukon Estates LLC                                     | 2010-1362-PWS-E | HARRIS    | 2/20/2011  | \$3,310          | \$0              | \$3,310        | \$0        |
| PWS | 40224    | Esperanza Water Service Company, Inc.                      | 2010-1349-PWS-E | HUDSPETH  | 2/20/2011  | \$221            | \$44             | \$177          | \$0        |
| PWS | 39877    | Carolyn Maxey  | 2010-0983-PWS-E | BURNET    | 2/20/2011  | \$1,789          | \$357            | \$1,432        | \$0        |
| PWS | 38945    | Luke's Mobile Home Park, Inc.                              | 2010-0037-PWS-E | PARKER    | 2/20/2011  | \$1,313          | \$0              | \$1,313        | \$0        |
| PWS | 39961    | Feron Corporation  | 2010-1075-PWS-E | EL PASO   | 2/20/2011  | \$10,318         | \$2,063          | \$8,255        | \$0        |
| PWS | 39715    | DOLEN, DANNY JO  | 2010-0908-PWS-E | LIMESTONE | 2/20/2011  | \$437            | \$87             | \$350          | \$0        |
| PWS | 40199    | Lake Livingston Water Supply and Sewer Service Corporation | 2010-1323-PWS-E | POLK      | 3/7/2011   | \$392            | \$78             | \$314          | \$0        |
| PWS | 35760    | MENDEZ, ROBERTO  | 2008-0708-PWS-E | STARR     | 3/7/2011   | \$2,250          | \$450            | \$1,800        | \$0        |
| PWS | 39958    | BRADBERRY, TIMOTHY   | 2010-1068-PWS-E | TARRANT   | 3/7/2011   | \$2,557          | \$0              | \$2,557        | \$0        |
| PWS | 31106    | Ocean Mobile Home Park, LLC                                | 2010-1582-PWS-E | CHAMBERS  | 3/7/2011   | \$240            | \$0              | \$240          | \$0        |
| PWS | 40300    | Demondtrond Buick Company                                  | 2010-1426-PWS-E | HARRIS    | 3/7/2011   | \$6,477          | \$0              | \$6,477        | \$0        |
| PWS | 39878    | City of Cockrell Hill                                      | 2010-0982-PWS-E | DALLAS    | 3/7/2011   | \$2,430          | \$0              | \$0            | \$2,430    |
| PWS | 39640    | Autozone Texas, L.P.                                       | 2010-0736-PWS-E | HARRIS    | 3/7/2011   | \$2,104          | \$0              | \$2,104        | \$0        |
| PWS | 39957    | Harris County Water Control and Improvement District 119   | 2010-1066-PWS-E | HARRIS    | 3/7/2011   | \$1,500          | \$300            | \$1,200        | \$0        |
| PWS | 39674    | POPPE, KENNETH JOHN *                                      | 2010-0768-PWS-E | VICTORIA  | 3/12/2011  | \$6,643          | \$0              | \$6,643        | \$0        |
| PWS | 40399    | Nueces Wsc   | 2010-1518-PWS-E | NUECES    | 3/19/2011  | \$655            | \$131            | \$524          | \$0        |
| PWS | 40177    | Faith West, Inc.   | 2010-1297-PWS-E | HARRIS    | 3/19/2011  | \$2,280          | \$0              | \$2,280        | \$0        |
| PWS | 40354    | ARCHER, BRAD   | 2010-1472-PWS-E | DENTON    | 3/19/2011  | \$180            | \$36             | \$144          | \$0        |
| PWS | 39949    | Circle M Bar & Grill, Inc., Inc.                           | 2010-1055-PWS-E | HARRIS    | 3/19/2011  | \$5,973          | \$0              | \$5,973        | \$0        |
| PWS | 40390    | BACK PORCH BAR-B-Q, INC.                                   | 2010-1509-PWS-E | VICTORIA  | 3/19/2011  | \$850            | \$170            | \$680          | \$0        |
| PWS | 40467    | City of Ballinger  | 2010-1601-PWS-E | RUNNELS   | 3/19/2011  | \$343            | \$0              | \$343          | \$0        |
| PWS | 38934    | GARZA, HENRY M   | 2010-0020-PWS-E | HAYS      | 3/19/2011  | \$2,096          | \$419            | \$1,677        | \$0        |
| PWS | 40537    | City of Beeville   | 2010-1681-PWS-E | BEE       | 3/19/2011  | \$1,180          | \$0              | \$1,180        | \$0        |
| PWS | 40273    | 226 Corp.  | 2010-1392-PWS-E | MIDLAND   | 3/19/2011  | \$2,141          | \$0              | \$2,141        | \$0        |
| PWS | 40492    | PEREZ, ELIZABETH   | 2010-1641-PWS-E | WEBB      | 3/19/2011  | \$501            | \$100            | \$401          | \$0        |
| PWS | 40478    | City of Avinger  | 2010-1610-PWS-E | CASS      | 3/19/2011  | \$630            | \$126            | \$504          | \$0        |
| PWS | 39612    | Oakhollow MH Park, LLC *                                   | 2010-0701-PWS-E | BRAZORIA  | 3/27/2011  | \$1,391          | \$0              | \$1,391        | \$0        |

## Singles Programs

## Appendix 3: List of Administrative Orders Issued FY2011

Date Range Selected : 09/01/2010 - 08/31/2011

| PGM | Case No. | Respondent Name                             | Docket#         | County    | Order Date | Penalty Assessed | Penalty Deferred | Payable Amount | SEP Offset |
|-----|----------|---|-----------------|-----------|------------|------------------|------------------|----------------|------------|
| PWS | 39695    | HUTCHESON, CECIL D                          | 2010-0791-PWS-E | LUBBOCK   | 4/8/2011   | \$466            | \$0              | \$466          | \$0        |
| PWS | 40114    | LEGGETT, PAUL                               | 2010-1252-PWS-E | PANOLA    | 4/18/2011  | \$6,674          | \$0              | \$6,674        | \$0        |
| PWS | 40258    | Sebastian Municipal Utility District        | 2010-1374-PWS-E | WILLACY   | 4/18/2011  | \$2,895          | \$0              | \$2,895        | \$0        |
| PWS | 40306    | Neal's Lodges, Inc.                         | 2010-1419-PWS-E | UVALDE    | 4/18/2011  | \$1,958          | \$0              | \$1,958        | \$0        |
| PWS | 39433    | NextEra Energy Project Management, LLC      | 2010-0564-PWS-E | STERLING  | 4/18/2011  | \$6,272          | \$1,254          | \$5,018        | \$0        |
| PWS | 40325    | BILLUPS, ARNOLD                             | 2010-1437-PWS-E | JIM WELLS | 4/18/2011  | \$550            | \$110            | \$440          | \$0        |
| PWS | 40942    | GRAY, LARRY W                               | 2011-0042-WOC-E | ORANGE    | 4/18/2011  | \$210            | \$0              | \$210          | \$0        |
| PWS | 39757    | Ranger Utility Company                      | 2010-0867-PWS-E | BOWIE     | 4/18/2011  | \$1,695          | \$339            | \$1,356        | \$0        |
| PWS | 40131    | Ray Lee Averyt                              | 2010-1256-PWS-E | TARRANT   | 4/18/2011  | \$3,231          | \$0              | \$3,231        | \$0        |
| PWS | 40211    | HUGHES, PAMELA SUE                          | 2010-1409-PWS-E | LUBBOCK   | 5/8/2011   | \$5,075          | \$0              | \$5,075        | \$0        |
| PWS | 40028    | Northshore                                  | 2010-1159-PWS-E | DENTON    | 5/8/2011   | \$4,800          | \$0              | \$4,800        | \$0        |
| PWS | 40835    | City Of Slaton                              | 2010-1993-PWS-E | LUBBOCK   | 5/8/2011   | \$818            | \$163            | \$655          | \$0        |
| PWS | 40420    | City Of Rusk                                | 2010-1532-PWS-E | CHEROKEE  | 5/8/2011   | \$267            | \$53             | \$214          | \$0        |
| PWS | 40049    | Kas Investments, Ltd.                       | 2010-1165-PWS-E | BRAZORIA  | 5/8/2011   | \$2,825          | \$0              | \$2,825        | \$0        |
| PWS | 38185    | Thomas Osborn Hammond                       | 2009-1348-PWS-E | SOMERVELL | 5/8/2011   | \$15,443         | \$0              | \$15,443       | \$0        |
| PWS | 39049    | NEIBRANDT, BRUCE F                          | 2010-0133-PWS-E | VICTORIA  | 5/8/2011   | \$600            | \$0              | \$600          | \$0        |
| PWS | 39908    | Soda Water Supply Corporation               | 2010-1010-PWS-E | POLK      | 5/8/2011   | \$312            | \$0              | \$312          | \$0        |
| PWS | 40499    | Old Marbach School Water Supply Corporation | 2010-1659-PWS-E | LIVE OAK  | 5/8/2011   | \$2,415          | \$483            | \$1,932        | \$0        |
| PWS | 37837    | Allan R Stuart *                            | 2009-0973-PWS-E | ANGELINA  | 5/8/2011   | \$7,389          | \$0              | \$7,389        | \$0        |
| PWS | 38063    | Trudy J. Gillem                             | 2010-0447-PWS-E | BEE       | 5/8/2011   | \$6,341          | \$0              | \$6,341        | \$0        |
| PWS | 40203    | SOUTH LAKE PARK SERVICES INC                | 2010-1324-PWS-E | TARRANT   | 5/8/2011   | \$7,717          | \$0              | \$7,717        | \$0        |
| PWS | 2099     | Thunderbird Bay Water Services, Inc.        | 2010-0912-UCR-E | BROWN     | 5/11/2011  | \$0              | \$0              | \$0            | \$0        |
| PWS | 33399    | City of Leona                               | 2010-1946-PWS-E | LEON      | 5/22/2011  | \$302            | \$0              | \$302          | \$0        |
| PWS | 40776    | Us Forest Service                           | 2010-1999-PWS-E | GRAY      | 5/22/2011  | \$205            | \$41             | \$164          | \$0        |
| PWS | 39532    | JOHNSON, ANDREAS                            | 2011-0436-UCR-E | HARRIS    | 6/8/2011   | \$0              | \$0              | \$0            | \$0        |
| PWS | 40290    | JACKSON, GEORGE W                           | 2010-1399-PWS-E | LUBBOCK   | 6/11/2011  | \$518            | \$0              | \$518          | \$0        |
| PWS | 39530    | HORVATH, SHAWN M                            | 2010-0619-PWS-E | DENTON    | 6/11/2011  | \$4,676          | \$0              | \$4,676        | \$0        |
| PWS | 40971    | NEIBRANDT, BRUCE F                          | 2011-0062-PWS-E | VICTORIA  | 6/20/2011  | \$3,053          | \$0              | \$3,053        | \$0        |
| PWS | 40039    | HALL, DARRELL                               | 2010-1149-PWS-E | GRIMES    | 6/20/2011  | \$1,497          | \$0              | \$1,497        | \$0        |
| PWS | 40864    | City of Linden                              | 2010-2024-PWS-E | CASS      | 6/20/2011  | \$2,635          | \$527            | \$2,108        | \$0        |
| PWS | 39650    | LUKE, DOLORES A                             | 2010-0745-PWS-E | HARDIN    | 6/20/2011  | \$688            | \$0              | \$688          | \$0        |
| PWS | 40589    | ARC Communities 8 LLC                       | 2010-1731-PWS-E | PARKER    | 6/20/2011  | \$215            | \$43             | \$172          | \$0        |
| PWS | 40779    | Monarch Utilities I L.P.                    | 2010-1997-PWS-E | HOOD      | 6/20/2011  | \$262            | \$52             | \$210          | \$0        |
| PWS | 40550    | B AND B WSC                                 | 2010-1695-PWS-E | NAVARRO   | 6/20/2011  | \$210            | \$42             | \$168          | \$0        |
| PWS | 40843    | Memorial Point Utility District             | 2010-2002-PWS-E | POLK      | 6/20/2011  | \$710            | \$142            | \$568          | \$0        |
| PWS | 38363    | City of Carl's Corner                       | 2009-1496-PWS-E | HILL      | 6/20/2011  | \$9,050          | \$0              | \$9,050        | \$0        |
| PWS | 14288    | Water Association Of North Lake, Inc.       | 2010-0413-PWS-E | *MULTIPLE | 6/20/2011  | \$9,842          | \$0              | \$9,842        | \$0        |
| PWS | 40301    | LAS PALOMAS WATER SERVICES COMPANY          | 2010-1427-PWS-E | WILSON    | 6/20/2011  | \$392            | \$78             | \$314          | \$0        |

## Singles Programs

## Appendix 3: List of Administrative Orders Issued FY2011

Date Range Selected : 09/01/2010 - 08/31/2011

| PGM | Case No. | Respondent Name                         | Docket#         | County     | Order Date | Penalty Assessed | Penalty Deferred | Payable Amount | SEP Offset |
|-----|----------|---|-----------------|------------|------------|------------------|------------------|----------------|------------|
| PWS | 36236    | KIMBLE, KARENA *                        | 2008-1176-PWS-E | BANDERA    | 6/20/2011  | \$6,581          | \$0              | \$6,581        | \$0        |
| PWS | 33490    | KL Comfort Park, Ltd.                   | 2010-2088-PWS-E | BELL       | 6/20/2011  | \$422            | \$0              | \$422          | \$0        |
| PWS | 38222    | Tom Green County FWSD 2                 | 2010-1414-PWS-E | TOM GREEN  | 6/20/2011  | \$604            | \$0              | \$604          | \$0        |
| PWS | 40116    | NGUYEN, BAO VU                          | 2010-1236-MLM-E | BRAZOS     | 7/2/2011   | \$322            | \$64             | \$258          | \$0        |
| PWS | 40787    | REEVES, KAREN                           | 2010-1931-PWS-E | COOKE      | 7/2/2011   | \$5,063          | \$1,012          | \$4,051        | \$0        |
| PWS | 40795    | MUELLER, HARTMUT F                      | 2010-1933-PWS-E | BLANCO     | 7/2/2011   | \$1,379          | \$275            | \$1,104        | \$0        |
| PWS | 40738    | City of Normangee                       | 2010-1879-PWS-E | LEON       | 7/2/2011   | \$1,624          | \$324            | \$1,300        | \$0        |
| PWS | 40812    | Aqua Texas, Inc.                        | 2010-1957-MLM-E | TRAVIS     | 7/2/2011   | \$2,987          | \$597            | \$2,390        | \$0        |
| PWS | 39382    | D & K Del Bosque, Inc.                  | 2010-0574-PWS-E | GARZA      | 7/10/2011  | \$4,034          | \$0              | \$4,034        | \$0        |
| PWS | 39688    | SOLALINDE, ALFREDO                      | 2010-0794-PWS-E | HARRIS     | 7/10/2011  | \$378            | \$0              | \$378          | \$0        |
| PWS | 40239    | CHRISTOPHER W DUNCAN                    | 2010-1371-PWS-E | ANGELINA   | 7/22/2011  | \$3,320          | \$0              | \$3,320        | \$0        |
| PWS | 40382    | JASPER CINDI INC                        | 2010-1498-PWS-E | JASPER     | 7/22/2011  | \$850            | \$0              | \$850          | \$0        |
| PWS | 28010    | Bosque Basin Water Supply Corporation   | 2010-1245-PWS-E | MCLENNAN   | 7/22/2011  | \$14,355         | \$0              | \$14,355       | \$0        |
| PWS | 40108    | DRC Business Inc.                       | 2010-1227-PWS-E | HARRIS     | 7/22/2011  | \$3,927          | \$0              | \$3,927        | \$0        |
| PWS | 40905    | MOORE WATER SUPPLY CORPORATION          | 2010-2070-PWS-E | FRIO       | 7/31/2011  | \$892            | \$178            | \$714          | \$0        |
| PWS | 40786    | City of East Tawakoni                   | 2010-1922-PWS-E | HUNT       | 7/31/2011  | \$2,600          | \$520            | \$2,080        | \$0        |
| PWS | 39950    | Murvaul Wsc                             | 2010-1054-PWS-E | PANOLA     | 7/31/2011  | \$605            | \$0              | \$605          | \$0        |
| PWS | 39606    | George Naddour *                        | 2010-0715-PWS-E | HARRIS     | 7/31/2011  | \$5,867          | \$0              | \$5,867        | \$0        |
| PWS | 40985    | City of Cameron                         | 2011-0096-PWS-E | MILAM      | 7/31/2011  | \$385            | \$77             | \$308          | \$0        |
| PWS | 40917    | TRAVELING TIGER CENTERS LLC             | 2010-2083-PWS-E | HUDSPETH   | 7/31/2011  | \$2,112          | \$0              | \$2,112        | \$0        |
| PWS | 40055    | GARZA, HENRY M                          | 2010-1171-PWS-E | HAYS       | 7/31/2011  | \$348            | \$69             | \$279          | \$0        |
| PWS | 40868    | GRAVES, BARBARA A                       | 2011-0008-PWS-E | JIM WELLS  | 7/31/2011  | \$1,177          | \$235            | \$942          | \$0        |
| PWS | 40874    | Prairie Grove WSC                       | 2010-2059-PWS-E | ANGELINA   | 7/31/2011  | \$532            | \$106            | \$426          | \$0        |
| PWS | 37340    | Foster Consolidated Investments, L.L.C. | 2011-0094-PWS-E | WILLIAMSON | 8/13/2011  | \$705            | \$0              | \$705          | \$0        |
| PWS | 40090    | MILLER, DANA L                          | 2010-1211-PWS-E | DENTON     | 8/13/2011  | \$4,256          | \$0              | \$4,256        | \$0        |
| PWS | 40808    | PARS PROPERTIES INC                     | 2010-1959-PWS-E | *MULTIPLE  | 8/13/2011  | \$14,568         | \$0              | \$14,568       | \$0        |
| PWS | 40698    | Tempe Water Supply Corporation          | 2010-1840-PWS-E | POLK       | 8/13/2011  | \$1,022          | \$204            | \$818          | \$0        |
| PWS | 41034    | Pure WSC                                | 2011-0129-PWS-E | MCLENNAN   | 8/13/2011  | \$535            | \$107            | \$428          | \$0        |
| PWS | 41199    | Concho Rural Water Corporation          | 2011-0294-PWS-E | TOM GREEN  | 8/13/2011  | \$355            | \$71             | \$284          | \$0        |
| PWS | 40150    | SMALLWOOD, GERALD S                     | 2010-1273-PWS-E | UVALDE     | 8/20/2011  | \$18,422         | \$0              | \$18,422       | \$0        |
| PWS | 40091    | THE ANGLERS LODGE LLC                   | 2010-1232-PWS-E | VAL VERDE  | 8/20/2011  | \$15,052         | \$0              | \$15,052       | \$0        |
| PWS | 31226    | POSADA, FELIPE                          | 2010-1586-PWS-E | *MULTIPLE  | 8/20/2011  | \$88,933         | \$0              | \$88,933       | \$0        |
| PWS | 41159    | City of Temple                          | 2011-0280-PWS-E | BELL       | 8/27/2011  | \$6,339          | \$1,267          | \$5,072        | \$0        |
| PWS | 41170    | Monarch Utilities I L.P.                | 2011-0261-PWS-E | JOHNSON    | 8/27/2011  | \$267            | \$53             | \$214          | \$0        |
| PWS | 41042    | City of Rosebud                         | 2011-0136-PWS-E | FALLS      | 8/27/2011  | \$1,667          | \$333            | \$1,334        | \$0        |
| PWS | 41093    | RAYS ACQUISITION COMPANY LLC            | 2011-0182-PWS-E | WALLER     | 8/27/2011  | \$2,483          | \$0              | \$2,483        | \$0        |
| PWS | 41263    | MINALDI, BEVERLY LEE                    | 2011-0350-PWS-E | SABINE     | 8/27/2011  | \$1,878          | \$375            | \$1,503        | \$0        |
| PWS | 41465    | City of Star Harbor                     | 2011-0562-PWS-E | HENDERSON  | 8/27/2011  | \$305            | \$61             | \$244          | \$0        |

## Singles Programs

## Appendix 3: List of Administrative Orders Issued FY2011

Date Range Selected : 09/01/2010 - 08/31/2011

| PGM                                | Case No. | Respondent Name                              | Docket#         | County      | Order Date | Penalty Assessed | Penalty Deferred | Payable Amount   | SEP Offset     |
|------------------------------------|----------|--|-----------------|-------------|------------|------------------|------------------|------------------|----------------|
| <b>Subtotal for PWS : 170</b>      |          |  |                 |             |            | <b>\$525,719</b> | <b>\$22,227</b>  | <b>\$501,062</b> | <b>\$2,430</b> |
| WATE RIGHT                         | 40254    | Longview Bridge and Road, LTD.               | 2010-1367-WR-E  | NEWTON      | 11/15/2010 | \$350            | \$0              | \$350            | \$0            |
| WATE RIGHT                         | 39598    | MCKEE, DAVID                                 | 2010-0694-WR-E  | JOHNSON     | 12/4/2010  | \$13,115         | \$2,623          | \$10,492         | \$0            |
| WATE RIGHT                         | 40471    | ANDERSON COLUMBIA CO., INC.                  | 2010-1616-WR-E  | ZAPATA      | 12/25/2010 | \$350            | \$0              | \$350            | \$0            |
| WATE RIGHT                         | 40473    | Harrison County                              | 2010-1614-WR-E  | HARRISON    | 12/25/2010 | \$350            | \$0              | \$350            | \$0            |
| WATE RIGHT                         | 40657    | 3 T EXPLORATION INC                          | 2010-1804-WR-E  | SMITH       | 2/5/2011   | \$350            | \$0              | \$350            | \$0            |
| WATE RIGHT                         | 40633    | The Lane Construction Corporation            | 2010-1784-WR-E  | LYNN        | 2/5/2011   | \$350            | \$0              | \$350            | \$0            |
| WATE RIGHT                         | 40380    | Keithville Well Drilling & Service Inc       | 2010-1502-WR-E  | NACOGDOCHES | 2/20/2011  | \$605            | \$121            | \$484            | \$0            |
| WATE RIGHT                         | 40714    | Gardner Production, LLC                      | 2010-1899-WR-E  | JACK        | 2/20/2011  | \$350            | \$0              | \$350            | \$0            |
| WATE RIGHT                         | 40741    | BEST PETROLEUM EXPLORATIONS INC              | 2010-1878-WR-E  | JACK        | 2/20/2011  | \$350            | \$0              | \$350            | \$0            |
| WATE RIGHT                         | 40815    | EOG Resources, Inc.                          | 2010-1964-WR-E  | NACOGDOCHES | 3/7/2011   | \$875            | \$0              | \$875            | \$0            |
| WATE RIGHT                         | 40298    | PPG Industries, Inc                          | 2010-1413-WR-E  | WICHITA     | 3/7/2011   | \$1,620          | \$324            | \$1,296          | \$0            |
| WATE RIGHT                         | 40391    | Kirsten Davis *                              | 2010-1500-WR-E  | DALLAS      | 3/19/2011  | \$600            | \$120            | \$480            | \$0            |
| WATE RIGHT                         | 40638    | SWAN, KEN R                                  | 2010-1787-WR-E  | JACK        | 5/8/2011   | \$1,000          | \$200            | \$800            | \$0            |
| WATE RIGHT                         | 40814    | R Construction Company                       | 2011-0195-WR-E  | NACOGDOCHES | 5/22/2011  | \$350            | \$0              | \$350            | \$0            |
| WATE RIGHT                         | 38482    | GP Golf, LLLP. *                             | 2009-1623-WR-E  | TRAVIS      | 6/11/2011  | \$41,500         | \$0              | \$41,500         | \$0            |
| WATE RIGHT                         | 40385    | Trinity Turf Nursery, Inc.                   | 2010-1504-WR-E  | DENTON      | 6/11/2011  | \$1,000          | \$0              | \$1,000          | \$0            |
| WATE RIGHT                         | 40837    | Texas Industries, Inc.                       | 2010-2008-WR-E  | JACK        | 6/20/2011  | \$765            | \$153            | \$612            | \$0            |
| WATE RIGHT                         | 41319    | Ross Ridge Sand Company LP                   | 2011-0421-WR-E  | ORANGE      | 7/2/2011   | \$350            | \$0              | \$350            | \$0            |
| WATE RIGHT                         | 40590    | SEVENTEEN LAKES HOMEOWNERS ASSOCIATION, INC. | 2010-1733-WR-E  | DENTON      | 7/31/2011  | \$1,000          | \$200            | \$800            | \$0            |
| WATE RIGHT                         | 40816    | DTE Gas Resources, LLC                       | 2010-1976-WR-E  | JACK        | 8/13/2011  | \$1,027          | \$205            | \$822            | \$0            |
| <b>Subtotal for WATERIGHT : 20</b> |          |  |                 |             |            | <b>\$66,257</b>  | <b>\$3,946</b>   | <b>\$62,311</b>  | <b>\$0</b>     |
| WQ                                 | 38830    | City of Edinburg                             | 2009-1979-MWD-E | HIDALGO     | 9/26/2010  | \$60,900         | \$0              | \$0              | \$60,900       |
| WQ                                 | 39168    | Federal Emergency Management Agency          | 2010-0263-MWD-E | GALVESTON   | 9/26/2010  | \$2,625          | \$525            | \$2,100          | \$0            |
| WQ                                 | 39568    | Ross Construction, Inc.                      | 2010-0652-WQ-E  | WILLIAMSON  | 9/26/2010  | \$750            | \$150            | \$600            | \$0            |
| WQ                                 | 39368    | City of Port Arthur                          | 2010-0455-MWD-E | JEFFERSON   | 9/26/2010  | \$5,160          | \$1,032          | \$4,128          | \$0            |

## Singles Programs

## Appendix 3: List of Administrative Orders Issued FY2011

Date Range Selected : 09/01/2010 - 08/31/2011

| PGM | Case No. | Respondent Name                                     | Docket#         | County     | Order Date | Penalty Assessed | Penalty Deferred | Payable Amount | SEP Offset |
|-----|----------|---|-----------------|------------|------------|------------------|------------------|----------------|------------|
| WQ  | 39443    | City of Muenster                                    | 2010-0527-MWD-E | COOKE      | 9/26/2010  | \$3,740          | \$0              | \$3,740        | \$0        |
| WQ  | 39424    | Union Grove Independent School District             | 2010-0515-MWD-E | UPSHUR     | 9/26/2010  | \$1,550          | \$310            | \$1,240        | \$0        |
| WQ  | 38820    | City of Tatum                                       | 2009-1986-MWD-E | RUSK       | 9/26/2010  | \$10,720         | \$2,144          | \$0            | \$8,576    |
| WQ  | 39613    | Eastwood Hills Mobile Home Park Limited Partnership | 2010-0702-MWD-E | MONTGOMERY | 9/26/2010  | \$2,080          | \$416            | \$1,664        | \$0        |
| WQ  | 38717    | Aqua Development, Inc.                              | 2009-1892-MWD-E | TRAVIS     | 9/26/2010  | \$2,975          | \$595            | \$2,380        | \$0        |
| WQ  | 39308    | Aqua Texas, Inc.                                    | 2010-0398-MWD-E | HARRIS     | 9/26/2010  | \$14,130         | \$0              | \$14,130       | \$0        |
| WQ  | 39139    | City of Fredericksburg                              | 2010-0228-MWD-E | GILLESPIE  | 9/26/2010  | \$13,000         | \$2,600          | \$0            | \$10,400   |
| WQ  | 35231    | Cardinal Meadows Improvement District               | 2008-0117-MWD-E | JEFFERSON  | 10/15/2010 | \$19,880         | \$10,280         | \$9,600        | \$0        |
| WQ  | 39448    | Lower Colorado River Authority                      | 2010-0533-MWD-E | *MULTIPLE  | 10/15/2010 | \$1,250          | \$250            | \$1,000        | \$0        |
| WQ  | 37944    | City of Covington                                   | 2009-1089-MWD-E | HILL       | 10/15/2010 | \$8,250          | \$8,250          | \$0            | \$0        |
| WQ  | 39686    | BROWNSVILLE MUNICIPAL UTILITIES CORPORATION         | 2010-0777-MWD-E | CAMERON    | 10/15/2010 | \$7,850          | \$1,570          | \$6,280        | \$0        |
| WQ  | 39214    | Bayshore Industrial, L.P.                           | 2010-0307-IWD-E | HARRIS     | 10/15/2010 | \$6,090          | \$1,218          | \$4,872        | \$0        |
| WQ  | 39726    | Plainview BioEnergy, LLC                            | 2010-0825-IWD-E | HALE       | 10/15/2010 | \$3,660          | \$732            | \$2,928        | \$0        |
| WQ  | 39306    | City of Pearsall                                    | 2010-0343-MWD-E | FRIIO      | 10/15/2010 | \$3,025          | \$605            | \$0            | \$2,420    |
| WQ  | 39553    | Lake Municipal Utility District                     | 2010-0643-MWD-E | HARRIS     | 10/15/2010 | \$3,300          | \$660            | \$2,640        | \$0        |
| WQ  | 39073    | Hanson Pipe & Precast LLC                           | 2010-0153-IWD-E | DALLAS     | 10/15/2010 | \$4,320          | \$864            | \$3,456        | \$0        |
| WQ  | 37880    | Travis Vista Water and Sewer Supply Corporation     | 2009-1008-MWD-E | TRAVIS     | 10/15/2010 | \$27,974         | \$27,974         | \$0            | \$0        |
| WQ  | 39265    | Bridgestone Municipal Utility District              | 2010-0248-MWD-E | HARRIS     | 10/15/2010 | \$18,888         | \$0              | \$18,888       | \$0        |
| WQ  | 39584    | City of Henderson                                   | 2010-0674-MWD-E | RUSK       | 10/15/2010 | \$4,600          | \$920            | \$3,680        | \$0        |
| WQ  | 39765    | Angelina & Neches River Authority                   | 2010-0872-MWD-E | ANGELINA   | 10/15/2010 | \$2,880          | \$576            | \$2,304        | \$0        |
| WQ  | 39476    | MIRHAJ, KOBRA                                       | 2010-0561-MWD-E | HARRIS     | 10/15/2010 | \$60,083         | \$12,016         | \$48,067       | \$0        |
| WQ  | 39016    | City of Penelope                                    | 2010-0092-MWD-E | HILL       | 10/15/2010 | \$10,197         | \$2,039          | \$0            | \$8,158    |
| WQ  | 39309    | Larry Hawkins                                       | 2010-0394-SLG-E | CLAY       | 10/15/2010 | \$5,040          | \$1,008          | \$4,032        | \$0        |
| WQ  | 39666    | Golden Spread Redi-Mix, Inc.                        | 2010-0761-IWD-E | POTTER     | 10/25/2010 | \$4,550          | \$910            | \$3,640        | \$0        |
| WQ  | 39288    | Hanson Aggregates LLC                               | 2010-0333-IWD-E | MONTGOMERY | 10/25/2010 | \$11,220         | \$2,244          | \$8,976        | \$0        |
| WQ  | 39696    | James Allen Lewis                                   | 2010-0790-MWD-E | HARRISON   | 10/25/2010 | \$6,420          | \$1,284          | \$5,136        | \$0        |
| WQ  | 39447    | LEDEZMA READY MIX LLC                               | 2010-0532-MLM-E | MCCULLOCH  | 10/25/2010 | \$5,544          | \$1,108          | \$4,436        | \$0        |
| WQ  | 38991    | Endeavor Wall Homes, LLC                            | 2010-0082-WQ-E  | PARKER     | 10/25/2010 | \$750            | \$150            | \$600          | \$0        |
| WQ  | 39654    | City of New Deal                                    | 2010-0749-MWD-E | LUBBOCK    | 10/25/2010 | \$7,670          | \$1,534          | \$0            | \$6,136    |
| WQ  | 40123    | LOCOS PICK & PULL LLC                               | 2010-1250-WQ-E  | SMITH      | 10/25/2010 | \$700            | \$0              | \$700          | \$0        |
| WQ  | 39438    | Aqua Development, Inc.                              | 2010-0528-MWD-E | MONTGOMERY | 10/25/2010 | \$26,260         | \$0              | \$26,260       | \$0        |
| WQ  | 39341    | Dr. Alejandro Garcia II                             | 2010-0425-EAQ-E | BEXAR      | 10/25/2010 | \$6,000          | \$1,200          | \$4,800        | \$0        |
| WQ  | 36948    | City of Chico                                       | 2008-1953-MWD-E | WISE       | 10/25/2010 | \$208,475        | \$0              | \$0            | \$208,475  |
| WQ  | 39576    | Tawakoni Waste Water Corporation                    | 2010-0666-MWD-E | HUNT       | 10/25/2010 | \$10,107         | \$0              | \$10,107       | \$0        |
| WQ  | 39403    | Samuel Gomez  | 2010-0492-WQ-E  | EL PASO    | 10/25/2010 | \$2,100          | \$420            | \$1,680        | \$0        |
| WQ  | 39087    | Davis Bayou Service Company *                       | 2010-0174-MWD-E | LIBERTY    | 10/25/2010 | \$7,590          | \$1,518          | \$6,072        | \$0        |
| WQ  | 40165    | Steve Wier, Inc.                                    | 2010-1286-WQ-E  | TRAVIS     | 10/25/2010 | \$700            | \$0              | \$700          | \$0        |
| WQ  | 39609    | City of Boyd  | 2010-0699-MWD-E | WISE       | 10/25/2010 | \$6,360          | \$1,272          | \$0            | \$5,088    |



## Singles Programs

## Appendix 3: List of Administrative Orders Issued FY2011

Date Range Selected : 09/01/2010 - 08/31/2011

| PGM | Case No. | Respondent Name   | Docket#         | County      | Order Date | Penalty Assessed | Penalty Deferred | Payable Amount | SEP Offset |
|-----|----------|---|-----------------|-------------|------------|------------------|------------------|----------------|------------|
| WQ  | 39748    | Kendall Speight, INC.   | 2010-0851-SLG-E | NUECES      | 10/25/2010 | \$2,560          | \$512            | \$2,048        | \$0        |
| WQ  | 39639    | ODA, MIKE   | 2010-0782-WOC-E | FORT BEND   | 10/25/2010 | \$750            | \$150            | \$600          | \$0        |
| WQ  | 39298    | Central Texas Highway Constructors, LLC                       | 2010-0389-WQ-E  | CALDWELL    | 10/25/2010 | \$23,750         | \$0              | \$23,750       | \$0        |
| WQ  | 39720    | Grant Road Public Utility District                            | 2010-0817-MWD-E | HARRIS      | 10/25/2010 | \$1,050          | \$210            | \$840          | \$0        |
| WQ  | 39685    | City of Tenaha  | 2010-0778-MWD-E | SHELBY      | 10/25/2010 | \$6,000          | \$1,200          | \$4,800        | \$0        |
| WQ  | 39486    | Champion Technologies, Inc.                                   | 2010-0570-IWD-E | FORT BEND   | 10/25/2010 | \$11,250         | \$0              | \$11,250       | \$0        |
| WQ  | 40124    | Richard Clark Builders, Inc.                                  | 2010-1251-WQ-E  | MCLENNAN    | 10/25/2010 | \$700            | \$0              | \$700          | \$0        |
| WQ  | 39649    | Praxair, Inc.   | 2010-0743-IWD-E | *MULTIPLE   | 10/25/2010 | \$1,250          | \$250            | \$1,000        | \$0        |
| WQ  | 40048    | Key Building Systems, Incorporated                            | 2010-1163-WQ-E  | GREGG       | 10/25/2010 | \$700            | \$0              | \$700          | \$0        |
| WQ  | 39792    | GREENWOOD MOTOR LINES, INC.                                   | 2010-0375-WQ-E  | WEBB        | 10/25/2010 | \$900            | \$180            | \$720          | \$0        |
| WQ  | 38399    | Tempe Water Supply Corporation                                | 2009-1497-MWD-E | POLK        | 11/4/2010  | \$12,240         | \$0              | \$12,240       | \$0        |
| WQ  | 38950    | FARIAS, SALVADOR III  | 2010-0026-EAQ-E | BEXAR       | 11/14/2010 | \$13,260         | \$0              | \$13,260       | \$0        |
| WQ  | 39527    | MeadWestvaco Texas, L.P.                                      | 2010-0617-IWD-E | JASPER      | 11/15/2010 | \$28,361         | \$5,672          | \$11,344       | \$11,345   |
| WQ  | 39592    | Knife River Corporation - South                               | 2010-0687-IWD-E | JEFFERSON   | 11/15/2010 | \$4,092          | \$818            | \$3,274        | \$0        |
| WQ  | 39668    | City of New Waverly   | 2010-0763-MWD-E | WALKER      | 11/15/2010 | \$2,040          | \$408            | \$0            | \$1,632    |
| WQ  | 39531    | Walnut Cove Water Supply Corporation                          | 2010-0618-MWD-E | MONTGOMERY  | 11/15/2010 | \$7,339          | \$1,467          | \$5,872        | \$0        |
| WQ  | 39669    | City of Atlanta   | 2010-0764-MWD-E | CASS        | 11/15/2010 | \$2,134          | \$0              | \$2,134        | \$0        |
| WQ  | 39724    | Monarch Utilities I L.P.                                      | 2010-0818-IWD-E | HAYS        | 11/15/2010 | \$2,100          | \$420            | \$1,680        | \$0        |
| WQ  | 39746    | Tarkington ISD  | 2010-0848-MWD-E | LIBERTY     | 11/15/2010 | \$5,680          | \$1,136          | \$4,544        | \$0        |
| WQ  | 39736    | Lone Star NGL Mont Belvieu L.P.                               | 2010-0844-IWD-E | HARRIS      | 11/15/2010 | \$2,500          | \$500            | \$2,000        | \$0        |
| WQ  | 39747    | S. I. Enterprises, LLC  | 2010-0850-MWD-E | HARRIS      | 11/15/2010 | \$2,040          | \$408            | \$1,632        | \$0        |
| WQ  | 39683    | HARTZOG, WILLIAM E JR   | 2010-0776-MWD-E | HARRIS      | 11/15/2010 | \$1,150          | \$230            | \$920          | \$0        |
| WQ  | 39192    | Weatherford Farms, Inc  | 2010-0282-IWD-E | FORT BEND   | 11/15/2010 | \$8,250          | \$1,650          | \$6,600        | \$0        |
| WQ  | 38856    | City of Caddo Mills   | 2009-2028-MWD-E | HUNT        | 11/15/2010 | \$14,800         | \$0              | \$14,800       | \$0        |
| WQ  | 39708    | David Schuler Dba Spirit Custom Homes                         | 2010-0804-WQ-E  | BRAZOS      | 11/15/2010 | \$4,000          | \$800            | \$1,600        | \$1,600    |
| WQ  | 39453    | City of Wilmer  | 2010-0549-WQ-E  | DALLAS      | 11/15/2010 | \$2,000          | \$400            | \$1,600        | \$0        |
| WQ  | 38918    | City of Shepherd  | 2010-0004-MWD-E | SAN JACINTO | 11/15/2010 | \$2,882          | \$0              | \$0            | \$2,882    |
| WQ  | 39630    | New Vision Custom Homes, Inc.                                 | 2010-0732-WQ-E  | BRAZOS      | 11/15/2010 | \$3,600          | \$720            | \$2,880        | \$0        |
| WQ  | 38266    | City of Bynum   | 2009-1406-MWD-E | HILL        | 11/15/2010 | \$3,575          | \$0              | \$3,575        | \$0        |
| WQ  | 39488    | Orange County Water Control and Improvement District No. 1    | 2010-0592-MWD-E | ORANGE      | 11/15/2010 | \$15,045         | \$0              | \$15,045       | \$0        |
| WQ  | 39567    | Best Sea-Pack of Texas, Inc.                                  | 2010-0704-IWD-E | BRAZORIA    | 11/15/2010 | \$26,030         | \$0              | \$26,030       | \$0        |
| WQ  | 39981    | Dallas Chemical Technologies, Inc.                            | 2010-1100-IWD-E | HARRIS      | 11/15/2010 | \$14,169         | \$2,833          | \$11,336       | \$0        |
| WQ  | 37117    | Tommy Davis   | 2009-0184-WQ-E  | SOMERVELL   | 12/2/2010  | \$4,200          | \$0              | \$4,200        | \$0        |
| WQ  | 39767    | Texas Department of Transportation                            | 2010-0873-MWD-E | *MULTIPLE   | 12/4/2010  | \$3,060          | \$612            | \$0            | \$2,448    |
| WQ  | 39176    | Claussen's Crest (San Antonio) Home Owners' Association, Inc. | 2010-0271-EAQ-E | BEXAR       | 12/4/2010  | \$6,000          | \$1,200          | \$4,800        | \$0        |
| WQ  | 39631    | D.B. Western, Inc. - Texas                                    | 2010-0713-IWD-E | HARRIS      | 12/4/2010  | \$91,135         | \$18,227         | \$72,908       | \$0        |
| WQ  | 38215    | Creek Park Corporation  | 2009-1372-MWD-E | JOHNSON     | 12/4/2010  | \$4,750          | \$0              | \$4,750        | \$0        |

## Singles Programs

## Appendix 3: List of Administrative Orders Issued FY2011

Date Range Selected : 09/01/2010 - 08/31/2011

| PGM | Case No. | Respondent Name   | Docket#         | County       | Order Date | Penalty Assessed | Penalty Deferred | Payable Amount | SEP Offset |
|-----|----------|---|-----------------|--------------|------------|------------------|------------------|----------------|------------|
| WQ  | 39905    | Shin-Etsu Silicones of America, Inc.                        | 2010-1006-IWD-E | BRAZORIA     | 12/4/2010  | \$24,875         | \$0              | \$24,875       | \$0        |
| WQ  | 38756    | Chilton Water Supply and Sewer Service Corporation          | 2009-1910-MWD-E | FALLS        | 12/4/2010  | \$24,184         | \$0              | \$24,184       | \$0        |
| WQ  | 39918    | Cowtown RV Park, Ltd.                                       | 2010-1022-MWD-E | PARKER       | 12/4/2010  | \$2,146          | \$429            | \$1,717        | \$0        |
| WQ  | 39067    | City of Hudson  | 2010-0152-MWD-E | ANGELINA     | 12/4/2010  | \$8,249          | \$1,649          | \$0            | \$6,600    |
| WQ  | 40078    | Dril-Quip, Inc.   | 2010-1189-MWD-E | HARRIS       | 12/4/2010  | \$3,360          | \$672            | \$2,688        | \$0        |
| WQ  | 39208    | Marhaba Partners Limited Partnership                        | 2010-0291-MWD-E | *MULTIPLE    | 12/4/2010  | \$2,400          | \$480            | \$1,920        | \$0        |
| WQ  | 37517    | Benbrook Texas Limited Partnership                          | 2009-0628-MWD-E | TARRANT      | 12/4/2010  | \$21,200         | \$17,600         | \$3,600        | \$0        |
| WQ  | 39903    | San Antonio Water System                                    | 2010-1007-MWD-E | BEXAR        | 12/4/2010  | \$32,700         | \$0              | \$0            | \$32,700   |
| WQ  | 38188    | City of Wolfe City  | 2009-1387-MWD-E | HUNT         | 12/4/2010  | \$7,990          | \$0              | \$7,990        | \$0        |
| WQ  | 36844    | City of Gustine   | 2008-1819-MWD-E | COMANCHE     | 12/4/2010  | \$65,133         | \$65,133         | \$0            | \$0        |
| WQ  | 39984    | Eastland County Water Supply District                       | 2010-1101-MWD-E | EASTLAND     | 12/4/2010  | \$4,392          | \$878            | \$3,514        | \$0        |
| WQ  | 39671    | City of Bridge City   | 2010-0766-MWD-E | ORANGE       | 12/25/2010 | \$18,225         | \$3,645          | \$14,580       | \$0        |
| WQ  | 39738    | CEMEX Construction Materials South, LLC                     | 2010-0870-IWD-E | GALVESTON    | 12/25/2010 | \$1,786          | \$357            | \$1,429        | \$0        |
| WQ  | 38776    | Timberwood Development Company, L.P.                        | 2009-1956-MLM-E | BEXAR        | 12/25/2010 | \$1,650          | \$330            | \$1,320        | \$0        |
| WQ  | 39822    | SUNRISE MATERIALS, L.P.                                     | 2010-0932-WQ-E  | LIBERTY      | 12/25/2010 | \$2,000          | \$400            | \$1,600        | \$0        |
| WQ  | 40276    | Bul-Tex Development Corporation                             | 2010-1393-EAQ-E | BEXAR        | 12/25/2010 | \$1,500          | \$300            | \$1,200        | \$0        |
| WQ  | 40472    | Mullen-Telles, Inc.   | 2010-1615-WQ-E  | EL PASO      | 12/25/2010 | \$700            | \$0              | \$700          | \$0        |
| WQ  | 38845    | City of Goodlow   | 2009-2020-MWD-E | NAVARRO      | 12/25/2010 | \$10,000         | \$10,000         | \$0            | \$0        |
| WQ  | 39870    | Fort Bend County Municipal Utility District 169 *           | 2010-0975-MWD-E | FORT BEND    | 12/25/2010 | \$2,850          | \$570            | \$2,280        | \$0        |
| WQ  | 37737    | Brookshire Municipal Water District                         | 2009-0839-MWD-E | WALLER       | 12/25/2010 | \$58,395         | \$0              | \$0            | \$58,395   |
| WQ  | 40517    | Texas A&M University - Corpus Christi                       | 2010-1660-WQ-E  | NUECES       | 12/25/2010 | \$700            | \$0              | \$700          | \$0        |
| WQ  | 39769    | SHAMROCK REALTY, LTD.                                       | 2010-0876-WQ-E  | MCLENNAN     | 12/25/2010 | \$1,500          | \$300            | \$1,200        | \$0        |
| WQ  | 39716    | East Montgomery County MUD 3                                | 2010-0814-MWD-E | MONTGOMERY   | 12/25/2010 | \$1,370          | \$274            | \$1,096        | \$0        |
| WQ  | 40415    | Pioneer General Contractors, Inc.                           | 2010-1535-WQ-E  | RANDALL      | 12/25/2010 | \$700            | \$0              | \$700          | \$0        |
| WQ  | 39712    | Martin Realty & Land, Inc.                                  | 2010-0812-MWD-E | MONTGOMERY   | 12/25/2010 | \$6,124          | \$1,224          | \$4,900        | \$0        |
| WQ  | 40031    | City of Beckville   | 2010-1141-MWD-E | PANOLA       | 12/25/2010 | \$4,737          | \$947            | \$3,790        | \$0        |
| WQ  | 39954    | GULF MARINE FABRICATORS LP                                  | 2010-1064-MWD-E | SAN PATRICIO | 12/25/2010 | \$3,930          | \$786            | \$3,144        | \$0        |
| WQ  | 39891    | Chemtrade Refinery Services, Inc.                           | 2010-0991-IWD-E | JEFFERSON    | 12/25/2010 | \$5,940          | \$1,188          | \$4,752        | \$0        |
| WQ  | 40046    | West Hardin County Consolidated Independent School District | 2010-1162-MWD-E | HARDIN       | 12/25/2010 | \$3,500          | \$700            | \$2,800        | \$0        |
| WQ  | 40086    | Montgomery County WCID 1                                    | 2010-1198-MWD-E | MONTGOMERY   | 12/25/2010 | \$3,450          | \$690            | \$2,760        | \$0        |
| WQ  | 40413    | Westin Homes and Properties, L.P.                           | 2010-1551-WQ-E  | FORT BEND    | 12/25/2010 | \$700            | \$0              | \$700          | \$0        |
| WQ  | 39895    | City of Moody   | 2010-0999-MWD-E | MCLENNAN     | 12/25/2010 | \$4,650          | \$930            | \$3,720        | \$0        |
| WQ  | 38989    | WHATLEY, JASON  | 2010-0068-SLG-E | BRAZORIA     | 1/14/2011  | \$2,650          | \$0              | \$2,650        | \$0        |
| WQ  | 39901    | Texas Lehigh Cement Company LP                              | 2010-1057-MWD-E | HAYS         | 2/5/2011   | \$2,080          | \$416            | \$1,664        | \$0        |
| WQ  | 39821    | Rancho Sienna KC, LP  | 2010-0918-EAQ-E | WILLIAMSON   | 2/5/2011   | \$4,500          | \$900            | \$1,800        | \$1,800    |
| WQ  | 40139    | City of Hallsville  | 2010-1263-MWD-E | HARRISON     | 2/5/2011   | \$5,420          | \$0              | \$5,420        | \$0        |
| WQ  | 39995    | City of Blanket   | 2010-1110-MWD-E | BROWN        | 2/5/2011   | \$2,314          | \$462            | \$1,852        | \$0        |
| WQ  | 39900    | Gulf Coast Waste Disposal Authority                         | 2010-1032-IWD-E | HARRIS       | 2/5/2011   | \$14,175         | \$2,835          | \$0            | \$11,340   |

## Singles Programs

## Appendix 3: List of Administrative Orders Issued FY2011

Date Range Selected : 09/01/2010 - 08/31/2011

| PGM | Case No. | Respondent Name   | Docket#         | County     | Order Date | Penalty Assessed | Penalty Deferred | Payable Amount | SEP Offset |
|-----|----------|---|-----------------|------------|------------|------------------|------------------|----------------|------------|
| WQ  | 25652    | City of Franklin  | 2009-0852-MWD-E | ROBERTSON  | 2/5/2011   | \$47,310         | \$0              | \$0            | \$47,310   |
| WQ  | 38706    | City of Dodd City   | 2009-1954-MWD-E | FANNIN     | 2/5/2011   | \$14,645         | \$0              | \$12,215       | \$2,430    |
| WQ  | 40107    | City of Waelder   | 2010-1215-MWD-E | GONZALES   | 2/5/2011   | \$1,800          | \$360            | \$0            | \$1,440    |
| WQ  | 40062    | Brazoria County Municipal Utility District 21                       | 2010-1176-MWD-E | BRAZORIA   | 2/5/2011   | \$14,300         | \$0              | \$14,300       | \$0        |
| WQ  | 40081    | PIKOFF ENTERPRISE, INC.   | 2010-1203-EAQ-E | WILLIAMSON | 2/5/2011   | \$4,000          | \$800            | \$3,200        | \$0        |
| WQ  | 36492    | Briarwood Lutheran Ministries                                       | 2008-1421-MWD-E | DENTON     | 2/5/2011   | \$6,025          | \$0              | \$6,025        | \$0        |
| WQ  | 40135    | City of Bellville   | 2010-1260-MWD-E | AUSTIN     | 2/5/2011   | \$2,640          | \$528            | \$2,112        | \$0        |
| WQ  | 40569    | Nouveau Construction and Technology Services LP                     | 2010-1718-WQ-E  | NUECES     | 2/5/2011   | \$700            | \$0              | \$700          | \$0        |
| WQ  | 37125    | City of Asherton  | 2009-0176-MWD-E | *MULTIPLE  | 2/5/2011   | \$2,540          | \$508            | \$2,032        | \$0        |
| WQ  | 39946    | City of Bremond   | 2010-1053-MWD-E | ROBERTSON  | 2/5/2011   | \$4,940          | \$988            | \$3,952        | \$0        |
| WQ  | 39844    | HEBERT, RANDY   | 2010-0945-WQ-E  | ORANGE     | 2/20/2011  | \$950            | \$0              | \$950          | \$0        |
| WQ  | 40051    | Unimin Corporation  | 2010-1164-IWD-E | CHEROKEE   | 2/20/2011  | \$8,820          | \$1,764          | \$7,056        | \$0        |
| WQ  | 39149    | City Of Edgewood  | 2010-0242-MWD-E | VAN ZANDT  | 2/20/2011  | \$5,380          | \$5,380          | \$0            | \$0        |
| WQ  | 39793    | Navasota Concrete, Inc.   | 2010-0998-IWD-E | GRIMES     | 2/20/2011  | \$12,000         | \$2,400          | \$9,600        | \$0        |
| WQ  | 40063    | Port O'Connor Municipal Utility District                            | 2010-1175-MWD-E | CALHOUN    | 2/20/2011  | \$5,280          | \$1,056          | \$0            | \$4,224    |
| WQ  | 40085    | Capital Metropolitan Transportation Authority                       | 2010-1206-EAQ-E | WILLIAMSON | 2/20/2011  | \$3,000          | \$600            | \$2,400        | \$0        |
| WQ  | 39933    | City of Waller  | 2010-1062-MWD-E | WALLER     | 2/20/2011  | \$1,990          | \$398            | \$1,592        | \$0        |
| WQ  | 40168    | J.E. Kingham Construction Company, Ltd.                             | 2010-1289-WQ-E  | POLK       | 2/20/2011  | \$2,625          | \$525            | \$2,100        | \$0        |
| WQ  | 40087    | Conroe Independent School District                                  | 2010-1207-MWD-E | MONTGOMERY | 2/20/2011  | \$3,255          | \$651            | \$2,604        | \$0        |
| WQ  | 39919    | City of Port Lavaca   | 2010-1021-MWD-E | CALHOUN    | 2/20/2011  | \$19,950         | \$3,990          | \$0            | \$15,960   |
| WQ  | 40162    | City of Rosebud   | 2010-1285-MWD-E | FALLS      | 2/20/2011  | \$5,850          | \$1,170          | \$4,680        | \$0        |
| WQ  | 39440    | City of Alvin   | 2010-0523-MWD-E | BRAZORIA   | 2/20/2011  | \$68,160         | \$0              | \$68,160       | \$0        |
| WQ  | 39372    | City of Fredericksburg  | 2010-0471-MWD-E | GILLESPIE  | 2/20/2011  | \$14,987         | \$0              | \$0            | \$14,987   |
| WQ  | 38154    | City of Oakwood   | 2009-1306-MWD-E | LEON       | 2/20/2011  | \$5,375          | \$0              | \$5,375        | \$0        |
| WQ  | 38763    | Westlake Municipal Utility District 1                               | 2009-1901-MWD-E | HARRIS     | 2/20/2011  | \$18,875         | \$0              | \$0            | \$18,875   |
| WQ  | 40008    | PLACE PROPERTIES DEVELOPMENT SERVICES LLC                           | 2010-1125-EAQ-E | BEXAR      | 2/20/2011  | \$2,650          | \$530            | \$2,120        | \$0        |
| WQ  | 39414    | Rita Laura Redow Karbalai   | 2010-0497-MWD-E | *MULTIPLE  | 2/20/2011  | \$89,531         | \$17,905         | \$71,626       | \$0        |
| WQ  | 39591    | Westfield Mobil Home Community, Ltd. dba Westfield Mobile Home Park | 2010-0683-MWD-E | HARRIS     | 2/20/2011  | \$11,450         | \$2,290          | \$9,160        | \$0        |
| WQ  | 40715    | Bownds Construction, Inc.   | 2010-1866-WQ-E  | RANDALL    | 2/20/2011  | \$700            | \$0              | \$700          | \$0        |
| WQ  | 39185    | Granbury Materials, LLC   | 2010-0276-WQ-E  | HOOD       | 2/20/2011  | \$14,000         | \$0              | \$11,690       | \$2,310    |
| WQ  | 39285    | Greg Larson *   | 2010-0385-OSS-E | MCCULLOCH  | 2/25/2011  | \$525            | \$0              | \$525          | \$0        |
| WQ  | 39717    | GALVAN, DANIEL JR   | 2010-0813-WOC-E | MATAGORDA  | 2/25/2011  | \$3,750          | \$0              | \$3,750        | \$0        |
| WQ  | 39413    | GARCIA, ERASMO  | 2010-0496-OSS-E | MCCULLOCH  | 2/25/2011  | \$262            | \$0              | \$262          | \$0        |
| WQ  | 40464    | City of Center  | 2010-1594-MWD-E | SHELBY     | 3/7/2011   | \$8,692          | \$1,738          | \$6,954        | \$0        |
| WQ  | 40263    | Restaurant Service, L.L.C.  | 2010-1383-MWD-E | HARRIS     | 3/7/2011   | \$1,260          | \$252            | \$1,008        | \$0        |
| WQ  | 40163    | City of Bellevue  | 2010-1287-MWD-E | CLAY       | 3/7/2011   | \$3,240          | \$648            | \$2,592        | \$0        |
| WQ  | 40350    | Combined Relocation Services, Inc.                                  | 2010-1464-WQ-E  | PARKER     | 3/7/2011   | \$750            | \$150            | \$600          | \$0        |
| WQ  | 39871    | Texas Department of Transportation                                  | 2010-1041-IWD-E | FORT BEND  | 3/7/2011   | \$3,900          | \$780            | \$0            | \$3,120    |

## Singles Programs

## Appendix 3: List of Administrative Orders Issued FY2011

Date Range Selected : 09/01/2010 - 08/31/2011

| PGM | Case No. | Respondent Name                                 | Docket#         | County     | Order Date | Penalty Assessed | Penalty Deferred | Payable Amount | SEP Offset |
|-----|----------|---|-----------------|------------|------------|------------------|------------------|----------------|------------|
| WQ  | 39982    | City of Liberty                                 | 2010-1096-MWD-E | LIBERTY    | 3/7/2011   | \$36,733         | \$0              | \$0            | \$36,733   |
| WQ  | 40252    | City of Refugio                                 | 2010-1391-MWD-E | REFUGIO    | 3/7/2011   | \$2,425          | \$485            | \$1,940        | \$0        |
| WQ  | 40140    | LGI Homes, LTD. *                               | 2010-1264-MWD-E | MONTGOMERY | 3/7/2011   | \$5,680          | \$1,136          | \$4,544        | \$0        |
| WQ  | 39812    | City of Deport                                  | 2010-0915-MWD-E | LAMAR      | 3/7/2011   | \$11,600         | \$2,320          | \$9,280        | \$0        |
| WQ  | 40183    | Chevron U.S.A. Inc.                             | 2010-1310-IWD-E | HARRIS     | 3/7/2011   | \$405            | \$81             | \$324          | \$0        |
| WQ  | 40411    | Structural Metals, Inc.                         | 2010-1606-IWD-E | GUADALUPE  | 3/7/2011   | \$6,200          | \$1,240          | \$4,960        | \$0        |
| WQ  | 40466    | Paradise Isd                                    | 2010-1593-MWD-E | WISE       | 3/7/2011   | \$3,600          | \$720            | \$2,880        | \$0        |
| WQ  | 40201    | City of Austin                                  | 2010-1328-EAQ-E | TRAVIS     | 3/7/2011   | \$3,650          | \$0              | \$3,650        | \$0        |
| WQ  | 40269    | HARTZOG, WILLIAM E JR                           | 2010-1381-MWD-E | HARRIS     | 3/7/2011   | \$17,500         | \$3,500          | \$14,000       | \$0        |
| WQ  | 40282    | City of Rhome                                   | 2010-1404-MWD-E | WISE       | 3/7/2011   | \$8,250          | \$0              | \$8,250        | \$0        |
| WQ  | 40106    | UNIVERSAL FOREST PRODUCTS TEXAS LLC             | 2010-1214-IWD-E | WALKER     | 3/7/2011   | \$22,200         | \$4,440          | \$17,760       | \$0        |
| WQ  | 40223    | San Angelo Packing Company, Inc.                | 2010-1347-IWD-E | TOM GREEN  | 3/7/2011   | \$20,573         | \$4,114          | \$16,459       | \$0        |
| WQ  | 40952    | CRUSE, LANDON K                                 | 2010-1917-WOC-E | TARRANT    | 3/7/2011   | \$210            | \$0              | \$210          | \$0        |
| WQ  | 39495    | Texas Department of Transportation              | 2010-0588-WQ-E  | EASTLAND   | 3/7/2011   | \$3,000          | \$600            | \$0            | \$2,400    |
| WQ  | 40368    | Lambs Real Estate Investment I, LLC.            | 2010-1485-EAQ-E | WILLIAMSON | 3/7/2011   | \$1,800          | \$360            | \$1,440        | \$0        |
| WQ  | 40347    | Inverness Forest Improvement District           | 2010-1463-MWD-E | HARRIS     | 3/19/2011  | \$3,440          | \$688            | \$2,752        | \$0        |
| WQ  | 40435    | Richey Road Mud                                 | 2010-1569-MWD-E | HARRIS     | 3/19/2011  | \$1,397          | \$279            | \$1,118        | \$0        |
| WQ  | 40438    | Hamshire-Fannett Independent School District    | 2010-1572-MWD-E | JEFFERSON  | 3/19/2011  | \$6,660          | \$1,332          | \$0            | \$5,328    |
| WQ  | 40133    | Harris County Utility District 16               | 2010-1258-MWD-E | HARRIS     | 3/19/2011  | \$6,000          | \$1,200          | \$4,800        | \$0        |
| WQ  | 40266    | AMERICAN WATER OPERATIONS AND MAINTENANCE, INC. | 2010-1558-WQ-E  | BELL       | 3/19/2011  | \$3,750          | \$0              | \$3,750        | \$0        |
| WQ  | 40474    | Pine Cove, Inc.                                 | 2010-1639-MWD-E | COLORADO   | 3/19/2011  | \$3,340          | \$668            | \$2,672        | \$0        |
| WQ  | 40523    | First Texas Homes, Inc.                         | 2010-1668-WQ-E  | FORT BEND  | 3/19/2011  | \$750            | \$150            | \$600          | \$0        |
| WQ  | 40193    | City of San Marcos                              | 2010-1316-EAQ-E | HAYS       | 3/19/2011  | \$3,750          | \$750            | \$0            | \$3,000    |
| WQ  | 40341    | 50'S Group Properties, LTD.                     | 2010-1455-IWD-E | TOM GREEN  | 3/19/2011  | \$3,375          | \$0              | \$3,375        | \$0        |
| WQ  | 40026    | Holcim (Texas) Limited Partnership              | 2010-1200-IWD-E | ELLIS      | 3/19/2011  | \$2,600          | \$520            | \$2,080        | \$0        |
| WQ  | 39703    | Aqua Utilities, Inc.                            | 2010-0787-MWD-E | HARRIS     | 3/19/2011  | \$86,860         | \$0              | \$86,860       | \$0        |
| WQ  | 40851    | VHI CONSTRUCTION INC                            | 2010-2011-WQ-E  | PARKER     | 3/19/2011  | \$700            | \$0              | \$700          | \$0        |
| WQ  | 40292    | Aqua Utilities, Inc.                            | 2010-1412-MWD-E | HARRIS     | 3/19/2011  | \$10,175         | \$2,035          | \$8,140        | \$0        |
| WQ  | 38987    | City of Hitchcock                               | 2010-0075-MWD-E | GALVESTON  | 3/19/2011  | \$59,075         | \$0              | \$59,075       | \$0        |
| WQ  | 40022    | ATCHISON TRUCKING, LLC                          | 2010-1140-WQ-E  | BRAZORIA   | 3/19/2011  | \$750            | \$150            | \$600          | \$0        |
| WQ  | 39043    | Annette Villegas                                | 2010-0255-SLG-E | NUECES     | 3/19/2011  | \$12,600         | \$0              | \$12,600       | \$0        |
| WQ  | 39571    | City of Missouri City                           | 2010-0659-MWD-E | FORT BEND  | 3/19/2011  | \$54,000         | \$0              | \$0            | \$54,000   |
| WQ  | 40191    | First National Bank of Hughes Springs           | 2010-1369-IWD-E | MARION     | 3/19/2011  | \$9,212          | \$1,842          | \$7,370        | \$0        |
| WQ  | 38832    | SUNRISE MATERIALS, L.P.                         | 2009-2019-WQ-E  | MONTGOMERY | 3/19/2011  | \$12,299         | \$0              | \$12,299       | \$0        |
| WQ  | 40221    | Trucker's Corner, LP                            | 2010-1344-MWD-E |            | 3/19/2011  | \$6,232          | \$1,246          | \$4,986        | \$0        |
| WQ  | 40219    | HUEBNER HILLS OWNERS ASSOCIATION                | 2010-1338-EAQ-E | BEXAR      | 3/19/2011  | \$3,750          | \$750            | \$3,000        | \$0        |
| WQ  | 40166    | Bernard Timbers Water Supply Corporation        | 2010-1295-MWD-E | WHARTON    | 3/19/2011  | \$6,580          | \$1,316          | \$5,264        | \$0        |
| WQ  | 40204    | City of Joaquin                                 | 2010-1346-MWD-E | SHELBY     | 3/19/2011  | \$3,280          | \$656            | \$2,624        | \$0        |

## Singles Programs

## Appendix 3: List of Administrative Orders Issued FY2011

Date Range Selected : 09/01/2010 - 08/31/2011

| PGM | Case No. | Respondent Name  | Docket#         | County     | Order Date | Penalty Assessed | Penalty Deferred | Payable Amount | SEP Offset |
|-----|----------|--|-----------------|------------|------------|------------------|------------------|----------------|------------|
| WQ  | 40369    | City of Duncanville  | 2010-1528-WQ-E  | DALLAS     | 3/19/2011  | \$9,160          | \$0              | \$0            | \$9,160    |
| WQ  | 38703    | PERKINS, MARK  | 2009-1857-OSI-E | SHELBY     | 3/27/2011  | \$2,479          | \$0              | \$2,479        | \$0        |
| WQ  | 39498    | Stonehenge Granite of Austin, Inc.                         | 2010-0593-WQ-E  | HAYS       | 4/8/2011   | \$1,050          | \$0              | \$1,050        | \$0        |
| WQ  | 40326    | Harris County Water Control and Improvement District 89    | 2010-1457-MWD-E | HARRIS     | 4/18/2011  | \$22,660         | \$4,532          | \$18,128       | \$0        |
| WQ  | 37788    | City of Godley   | 2009-0907-MWD-E | JOHNSON    | 4/18/2011  | \$44,750         | \$0              | \$0            | \$44,750   |
| WQ  | 40088    | Happy Hill Farm Children's Home, Inc.                      | 2010-1209-MWD-E | SOMERVELL  | 4/18/2011  | \$15,300         | \$3,060          | \$12,240       | \$0        |
| WQ  | 40683    | City of Hughes Springs                                     | 2010-1821-MWD-E | CASS       | 4/18/2011  | \$1,300          | \$260            | \$1,040        | \$0        |
| WQ  | 39163    | Town of Little Elm   | 2010-0249-MWD-E | DENTON     | 4/18/2011  | \$12,225         | \$2,445          | \$0            | \$9,780    |
| WQ  | 40264    | City of Saint Jo   | 2010-1384-MWD-E | MONTAGUE   | 4/18/2011  | \$10,500         | \$0              | \$10,500       | \$0        |
| WQ  | 40759    | City of Daingerfield                                       | 2010-1925-MWD-E | MORRIS     | 4/18/2011  | \$4,260          | \$852            | \$3,408        | \$0        |
| WQ  | 40964    | Carleton Construction, LTD.                                | 2011-0064-WQ-E  | JEFFERSON  | 4/18/2011  | \$700            | \$0              | \$700          | \$0        |
| WQ  | 40526    | Explorer Pipeline Company                                  | 2010-1671-IWD-E | ANDERSON   | 4/18/2011  | \$7,125          | \$1,425          | \$5,700        | \$0        |
| WQ  | 40850    | Ryan Companies US, Inc.                                    | 2011-0018-WQ-E  | POTTER     | 4/18/2011  | \$700            | \$0              | \$700          | \$0        |
| WQ  | 40642    | Commodore Cove Improvement District                        | 2010-1788-MWD-E | BRAZORIA   | 4/18/2011  | \$4,417          | \$883            | \$3,534        | \$0        |
| WQ  | 40489    | Holly Park Marina Inc.                                     | 2010-1637-SLG-E | SABINE     | 4/18/2011  | \$1,300          | \$260            | \$1,040        | \$0        |
| WQ  | 38667    | 8 Mile Park, L.P.  | 2009-1829-MWD-E | BRAZORIA   | 4/18/2011  | \$39,998         | \$35,920         | \$4,078        | \$0        |
| WQ  | 40009    | H. E. Butt Grocery Company *                               | 2010-1143-EAQ-E | COMAL      | 4/18/2011  | \$750            | \$150            | \$600          | \$0        |
| WQ  | 40381    | Aqua Development, Inc.                                     | 2010-1497-MWD-E | MONTGOMERY | 4/18/2011  | \$2,800          | \$560            | \$2,240        | \$0        |
| WQ  | 38112    | City of New Boston   | 2009-1297-MWD-E | BOWIE      | 4/18/2011  | \$28,120         | \$0              | \$28,120       | \$0        |
| WQ  | 40293    | CEMEX Construction Materials South, LLC                    | 2010-1411-IWD-E | HARRIS     | 4/18/2011  | \$9,315          | \$1,863          | \$7,452        | \$0        |
| WQ  | 40665    | Monarch Utilities I L.P.                                   | 2010-1808-MWD-E | HENDERSON  | 4/18/2011  | \$3,170          | \$634            | \$2,536        | \$0        |
| WQ  | 40527    | Wellborn Special Utility District                          | 2010-1670-MWD-E | BRAZOS     | 4/18/2011  | \$5,694          | \$1,138          | \$4,556        | \$0        |
| WQ  | 40944    | MATA, LORENZO E  | 2011-0040-WOC-E | WEBB       | 4/18/2011  | \$210            | \$0              | \$210          | \$0        |
| WQ  | 35577    | City of O'Brien  | 2008-0454-MWD-E | HASKELL    | 4/18/2011  | \$37,409         | \$37,409         | \$0            | \$0        |
| WQ  | 40571    | City Of Breckenridge                                       | 2010-1715-MWD-E | STEPHENS   | 4/18/2011  | \$7,875          | \$0              | \$7,875        | \$0        |
| WQ  | 40404    | United Structures of America, Inc.                         | 2010-1529-MWD-E | HARRIS     | 4/18/2011  | \$3,158          | \$631            | \$2,527        | \$0        |
| WQ  | 40890    | MCKELVAIN, CHARLEY   | 2011-0011-WOC-E | WISE       | 4/18/2011  | \$210            | \$0              | \$210          | \$0        |
| WQ  | 40708    | FTI Industries, Inc.                                       | 2010-1855-WQ-E  | JOHNSON    | 5/8/2011   | \$800            | \$160            | \$640          | \$0        |
| WQ  | 40508    | Alloy Polymers Orange LLC                                  | 2010-1645-IWD-E | ORANGE     | 5/8/2011   | \$17,160         | \$3,432          | \$13,728       | \$0        |
| WQ  | 40136    | City of Uvalde   | 2010-1340-MWD-E | UVALDE     | 5/8/2011   | \$8,400          | \$1,680          | \$0            | \$6,720    |
| WQ  | 36662    | City of Elkhart  | 2010-1462-MWD-E | ANDERSON   | 5/8/2011   | \$21,070         | \$0              | \$21,070       | \$0        |
| WQ  | 40640    | West Harris County Municipal Utility District 17           | 2010-1789-MWD-E | HARRIS     | 5/8/2011   | \$1,600          | \$320            | \$1,280        | \$0        |
| WQ  | 40591    | Bollinger Texas City, L.P.                                 | 2010-1734-IWD-E | GALVESTON  | 5/8/2011   | \$7,950          | \$1,590          | \$6,360        | \$0        |
| WQ  | 40598    | Orange County Water Control and Improvement District No. 1 | 2010-1777-MWD-E | ORANGE     | 5/8/2011   | \$10,000         | \$0              | \$10,000       | \$0        |
| WQ  | 40522    | Town of Lakewood Village                                   | 2010-1664-MWD-E | DENTON     | 5/8/2011   | \$9,922          | \$1,984          | \$7,938        | \$0        |
| WQ  | 40541    | Continental Homes of Texas, L.P.                           | 2010-1694-EAQ-E | WILLIAMSON | 5/8/2011   | \$5,000          | \$1,000          | \$4,000        | \$0        |
| WQ  | 40612    | KEWINE LLC   | 2010-1760-EAQ-E | COMAL      | 5/8/2011   | \$4,000          | \$800            | \$3,200        | \$0        |
| WQ  | 37882    | City of Overton  | 2009-1689-MWD-E | RUSK       | 5/8/2011   | \$52,065         | \$0              | \$52,065       | \$0        |

## Singles Programs

## Appendix 3: List of Administrative Orders Issued FY2011

Date Range Selected : 09/01/2010 - 08/31/2011

| PGM | Case No. | Respondent Name                                   | Docket#         | County      | Order Date | Penalty Assessed | Penalty Deferred | Payable Amount | SEP Offset |
|-----|----------|---|-----------------|-------------|------------|------------------|------------------|----------------|------------|
| WQ  | 40777    | Hill Country Harbor, L.P.                         | 2010-1941-MWD-E | PALO PINTO  | 5/8/2011   | \$2,350          | \$0              | \$2,350        | \$0        |
| WQ  | 40597    | City of White Settlement                          | 2010-1747-WQ-E  | TARRANT     | 5/8/2011   | \$8,250          | \$0              | \$8,250        | \$0        |
| WQ  | 40444    | Pilgrim's Pride Corporation                       | 2010-1564-IWD-E | NACOGDOCHES | 5/8/2011   | \$80,149         | \$16,029         | \$64,120       | \$0        |
| WQ  | 40538    | Ohmstede Ltd.                                     | 2010-1682-IWD-E | HARRIS      | 5/8/2011   | \$6,030          | \$1,206          | \$4,824        | \$0        |
| WQ  | 40405    | BP Products North America Inc.                    | 2010-1527-IWD-E | GALVESTON   | 5/8/2011   | \$242,900        | \$0              | \$242,900      | \$0        |
| WQ  | 40392    | City of Crockett                                  | 2010-1501-MWD-E | HOUSTON     | 5/8/2011   | \$9,850          | \$1,970          | \$0            | \$7,880    |
| WQ  | 40434    | Custom Crushed Stone, Inc.                        | 2010-1560-EAQ-E | MEDINA      | 5/8/2011   | \$8,250          | \$1,650          | \$6,600        | \$0        |
| WQ  | 39914    | City of Kilgore                                   | 2010-1013-MWD-E | GREGG       | 5/22/2011  | \$25,704         | \$5,140          | \$0            | \$20,564   |
| WQ  | 40587    | Aqua Utilities, Inc.                              | 2010-1725-MWD-E | BURNET      | 5/22/2011  | \$4,247          | \$849            | \$3,398        | \$0        |
| WQ  | 41086    | Perkins Aluminum Smelting, Inc.                   | 2011-0179-WQ-E  | DALLAS      | 5/22/2011  | \$700            | \$0              | \$700          | \$0        |
| WQ  | 39164    | Pettus Municipal Utility District                 | 2010-0256-MWD-E | BEE         | 5/22/2011  | \$25,155         | \$5,031          | \$20,124       | \$0        |
| WQ  | 40463    | Trinity Bay Conservation District *               | 2010-1604-MWD-E | CHAMBERS    | 5/22/2011  | \$6,620          | \$0              | \$6,620        | \$0        |
| WQ  | 40736    | City of Quanah                                    | 2010-1875-MWD-E | HARDEMAN    | 5/22/2011  | \$3,735          | \$747            | \$2,988        | \$0        |
| WQ  | 40616    | STEBUNG FARM, LTD.                                | 2010-1761-EAQ-E | BEXAR       | 5/22/2011  | \$750            | \$150            | \$600          | \$0        |
| WQ  | 40662    | Curry Creek Crushing, Inc.                        | 2010-1806-WQ-E  | KENDALL     | 5/22/2011  | \$1,800          | \$360            | \$1,440        | \$0        |
| WQ  | 41032    | Ray French Land Company, Ltd.                     | 2011-0135-WQ-E  | PARKER      | 5/22/2011  | \$700            | \$0              | \$700          | \$0        |
| WQ  | 40724    | North Alamo Water Supply Corporation              | 2010-1864-MWD-E | HIDALGO     | 5/22/2011  | \$4,500          | \$900            | \$3,600        | \$0        |
| WQ  | 40780    | City of Quinlan                                   | 2010-1920-MWD-E | HUNT        | 5/22/2011  | \$13,130         | \$2,626          | \$10,504       | \$0        |
| WQ  | 38494    | Oxid L.P.   | 2009-1636-IWD-E | HARRIS      | 5/22/2011  | \$16,915         | \$0              | \$16,915       | \$0        |
| WQ  | 41075    | GRACE, ALVIN                                      | 2011-0171-WOC-E | DENTON      | 5/22/2011  | \$210            | \$0              | \$210          | \$0        |
| WQ  | 40716    | Monterey Mushrooms, Inc.                          | 2010-2000-IWD-E | MADISON     | 5/22/2011  | \$9,720          | \$1,944          | \$7,776        | \$0        |
| WQ  | 40548    | City of Alamo                                     | 2010-1732-MWD-E | HIDALGO     | 5/22/2011  | \$23,655         | \$4,731          | \$18,924       | \$0        |
| WQ  | 40832    | Hudson Products Corporation                       | 2010-1988-IWD-E | FORT BEND   | 5/22/2011  | \$4,320          | \$864            | \$3,456        | \$0        |
| WQ  | 38643    | Aqua Utilities, Inc.                              | 2009-1792-MWD-E | BURNET      | 5/22/2011  | \$2,725          | \$545            | \$2,180        | \$0        |
| WQ  | 40886    | Sunbelt Fresh Water Supply District               | 2010-2046-MWD-E | HARRIS      | 5/22/2011  | \$970            | \$194            | \$776          | \$0        |
| WQ  | 40629    | City of Troy                                      | 2010-1780-MWD-E | BELL        | 5/22/2011  | \$6,880          | \$1,376          | \$5,504        | \$0        |
| WQ  | 40561    | Westwood Water Supply Corporation                 | 2010-1713-MWD-E | JASPER      | 5/22/2011  | \$26,740         | \$5,348          | \$0            | \$21,392   |
| WQ  | 40830    | LIBERTY HILL THF HOUSING, L.P.                    | 2010-1985-EAQ-E | WILLIAMSON  | 5/22/2011  | \$2,250          | \$450            | \$1,800        | \$0        |
| WQ  | 40525    | Stolthaven Houston, Inc.                          | 2010-1667-IWD-E | HARRIS      | 5/22/2011  | \$20,100         | \$0              | \$10,050       | \$10,050   |
| WQ  | 40388    | Texas Department of Aging and Disability Services | 2010-1505-MWD-E | TOM GREEN   | 5/22/2011  | \$5,660          | \$1,132          | \$4,528        | \$0        |
| WQ  | 40700    | Inwood Heritage Oaks, Ltd.                        | 2010-1846-EAQ-E | BEXAR       | 5/22/2011  | \$4,000          | \$800            | \$3,200        | \$0        |
| WQ  | 37967    | epower Investments, LLC                           | 2009-1115-WQ-E  | BEXAR       | 5/28/2011  | \$1,100          | \$0              | \$1,100        | \$0        |
| WQ  | 38544    | FLAT ROCK MINERALS LLC                            | 2009-1688-WQ-E  | UPSHUR      | 6/11/2011  | \$31,900         | \$0              | \$31,900       | \$0        |
| WQ  | 40262    | Georgetown Kidney Center, LLC                     | 2010-1375-EAQ-E | WILLIAMSON  | 6/11/2011  | \$1,000          | \$0              | \$1,000        | \$0        |
| WQ  | 39505    | STEPHENS, JERRY TODD                              | 2010-0578-WQ-E  | LAMAR       | 6/11/2011  | \$14,784         | \$0              | \$14,784       | \$0        |
| WQ  | 40336    | SPRAGUE, GEORGE                                   | 2010-1577-WQ-E  | ARANSAS     | 6/11/2011  | \$13,000         | \$0              | \$13,000       | \$0        |
| WQ  | 38404    | Microgy, Inc.                                     | 2009-1546-IWD-E | ERATH       | 6/11/2011  | \$2,440          | \$0              | \$2,440        | \$0        |
| WQ  | 40189    | YOUNG, TERESA K                                   | 2010-1314-WOC-E | DENTON      | 6/11/2011  | \$750            | \$0              | \$750          | \$0        |

## Singles Programs

## Appendix 3: List of Administrative Orders Issued FY2011

Date Range Selected : 09/01/2010 - 08/31/2011

| PGM | Case No. | Respondent Name                             | Docket#         | County        | Order Date | Penalty Assessed | Penalty Deferred | Payable Amount | SEP Offset |
|-----|----------|---|-----------------|---------------|------------|------------------|------------------|----------------|------------|
| WQ  | 40153    | PLACE PROPERTIES DEVELOPMENT SERVICES LLC   | 2010-1278-EAQ-E | BEXAR         | 6/20/2011  | \$2,500          | \$500            | \$2,000        | \$0        |
| WQ  | 40690    | FIN & FEATHER RESORT LLC                    | 2010-1829-MWD-E | SABINE        | 6/20/2011  | \$2,300          | \$460            | \$1,840        | \$0        |
| WQ  | 40733    | Veolia ES Technical Solutions, L.L.C.       | 2010-1870-IWD-E | JEFFERSON     | 6/20/2011  | \$11,500         | \$2,300          | \$4,600        | \$4,600    |
| WQ  | 40073    | City of Odem                                | 2010-1208-MWD-E | SAN PATRICIO  | 6/20/2011  | \$5,495          | \$0              | \$0            | \$5,495    |
| WQ  | 40728    | Vam USA LLC                                 | 2010-1892-IWD-E | HARRIS        | 6/20/2011  | \$71,424         | \$0              | \$35,712       | \$35,712   |
| WQ  | 40820    | City of Big Lake                            | 2010-1984-MWD-E | REAGAN        | 6/20/2011  | \$11,934         | \$0              | \$0            | \$11,934   |
| WQ  | 40409    | City of Arlington                           | 2010-1625-WQ-E  | TARRANT       | 6/20/2011  | \$7,500          | \$0              | \$0            | \$7,500    |
| WQ  | 40228    | Comal County                                | 2010-1353-EAQ-E | COMAL         | 6/20/2011  | \$1,875          | \$375            | \$0            | \$1,500    |
| WQ  | 40566    | MEEKER, MARC ROGER                          | 2010-1717-MWD-E | MONTGOMERY    | 6/20/2011  | \$14,678         | \$0              | \$14,678       | \$0        |
| WQ  | 40383    | Montgomery County MUD 42                    | 2010-1543-MWD-E | MONTGOMERY    | 6/20/2011  | \$8,740          | \$1,748          | \$6,992        | \$0        |
| WQ  | 40919    | SMITH, WILLIAM DONALD                       | 2011-0023-MWD-E | HARRIS        | 6/20/2011  | \$6,080          | \$1,216          | \$4,864        | \$0        |
| WQ  | 40852    | Kopperl Independent School District         | 2010-2016-MWD-E | BOSQUE        | 6/20/2011  | \$9,160          | \$1,832          | \$7,328        | \$0        |
| WQ  | 40532    | RAUL CHAPA                                  | 2010-1678-WOC-E | WEBB          | 6/20/2011  | \$1,875          | \$0              | \$1,875        | \$0        |
| WQ  | 40933    | Hines Land and Cattle Company, Ltd          | 2011-0016-EAQ-E | WILLIAMSON    | 6/20/2011  | \$2,000          | \$400            | \$1,600        | \$0        |
| WQ  | 40540    | Aus-Tex Parts & Services, Ltd.              | 2010-1683-MWD-E | HAYS          | 6/20/2011  | \$13,510         | \$0              | \$13,510       | \$0        |
| WQ  | 40546    | Harris County                               | 2010-1707-MWD-E | HARRIS        | 6/20/2011  | \$10,050         | \$0              | \$0            | \$10,050   |
| WQ  | 39249    | Rayburn Country Municipal Utility District  | 2010-0347-MWD-E | JASPER        | 6/20/2011  | \$10,035         | \$0              | \$10,035       | \$0        |
| WQ  | 39836    | DEHERRERA, CHRISTINE *                      | 2010-0941-WQ-E  | TRAVIS        | 6/20/2011  | \$1,050          | \$0              | \$1,050        | \$0        |
| WQ  | 40770    | Donna Gottwald, D.D.S., P.C.                | 2010-1926-EAQ-E | BEXAR         | 6/20/2011  | \$5,100          | \$1,020          | \$4,080        | \$0        |
| WQ  | 40950    | City of Duncanville                         | 2011-0119-WQ-E  | DALLAS        | 6/20/2011  | \$4,000          | \$0              | \$4,000        | \$0        |
| WQ  | 40643    | West Cedar Creek Municipal Utility District | 2010-1792-MWD-E | HENDERSON     | 6/20/2011  | \$1,169          | \$233            | \$936          | \$0        |
| WQ  | 40758    | City of Caddo Mills                         | 2010-1901-MWD-E | HUNT          | 6/20/2011  | \$1,200          | \$240            | \$960          | \$0        |
| WQ  | 40789    | Heldenfels Enterprises, Inc.                | 2010-1924-IWD-E | NUECES        | 6/20/2011  | \$6,570          | \$1,314          | \$5,256        | \$0        |
| WQ  | 40528    | The Queen Ready Mix, Inc.                   | 2010-1669-IWD-E | HARRIS        | 6/20/2011  | \$3,360          | \$672            | \$2,688        | \$0        |
| WQ  | 38107    | City of Cranfills Gap                       | 2009-1288-MWD-E | BOSQUE        | 6/20/2011  | \$4,625          | \$925            | \$3,700        | \$0        |
| WQ  | 40768    | J&J Homes, Corporation                      | 2010-1915-WQ-E  | PARKER        | 6/20/2011  | \$3,600          | \$720            | \$2,880        | \$0        |
| WQ  | 40802    | Vistacon, Inc.                              | 2010-1947-WQ-E  | EL PASO       | 6/20/2011  | \$2,100          | \$420            | \$1,680        | \$0        |
| WQ  | 40567    | City of San Augustine                       | 2010-1714-MWD-E | SAN AUGUSTINE | 7/2/2011   | \$37,975         | \$7,595          | \$0            | \$30,380   |
| WQ  | 40632    | Western Rim Investors 2007-5, L.P.          | 2010-1779-EAQ-E | BEXAR         | 7/2/2011   | \$10,000         | \$2,000          | \$8,000        | \$0        |
| WQ  | 41307    | Hurtado Construction Company                | 2011-0400-WQ-E  | FORT BEND     | 7/2/2011   | \$700            | \$0              | \$700          | \$0        |
| WQ  | 39253    | City of De Kalb                             | 2010-0348-MWD-E | BOWIE         | 7/2/2011   | \$20,960         | \$20,960         | \$0            | \$0        |
| WQ  | 40498    | Waste Control Specialists LLC               | 2010-1632-IWD-E | ANDREWS       | 7/2/2011   | \$3,550          | \$710            | \$2,840        | \$0        |
| WQ  | 40880    | City of Cleveland                           | 2010-2036-MWD-E | LIBERTY       | 7/2/2011   | \$7,600          | \$1,520          | \$0            | \$6,080    |
| WQ  | 40685    | Trinity Oaks S.A., Ltd.                     | 2010-1839-EAQ-E | BEXAR         | 7/2/2011   | \$17,500         | \$3,500          | \$14,000       | \$0        |
| WQ  | 40821    | San Angelo By-Products, Inc.                | 2010-1966-IWD-E | TOM GREEN     | 7/2/2011   | \$11,521         | \$2,304          | \$9,217        | \$0        |
| WQ  | 40994    | City of Kennard                             | 2011-0079-MWD-E | HOUSTON       | 7/2/2011   | \$6,450          | \$1,290          | \$5,160        | \$0        |
| WQ  | 39446    | City of Omaha                               | 2010-0534-MWD-E | MORRIS        | 7/2/2011   | \$9,020          | \$0              | \$0            | \$9,020    |
| WQ  | 40686    | Vopak Terminal Galena Park, Inc.            | 2010-1843-IWD-E | HARRIS        | 7/2/2011   | \$17,640         | \$0              | \$8,820        | \$8,820    |

## Singles Programs

## Appendix 3: List of Administrative Orders Issued FY2011

Date Range Selected : 09/01/2010 - 08/31/2011

| PGM | Case No. | Respondent Name                                  | Docket#         | County     | Order Date | Penalty Assessed | Penalty Deferred | Payable Amount | SEP Offset |
|-----|----------|--|-----------------|------------|------------|------------------|------------------|----------------|------------|
| WQ  | 40887    | City of Tenaha                                   | 2010-2049-MWD-E | SHELBY     | 7/2/2011   | \$9,806          | \$1,961          | \$0            | \$7,845    |
| WQ  | 14612    | EBAA Iron, Inc.                                  | 2004-0505-WQ-E  | EASTLAND   | 7/2/2011   | \$1,050          | \$0              | \$1,050        | \$0        |
| WQ  | 40881    | Pilot Travel Centers LLC                         | 2010-2038-IWD-E | HUNT       | 7/2/2011   | \$8,750          | \$0              | \$8,750        | \$0        |
| WQ  | 40778    | Tall Timbers Utility Company, Inc.               | 2010-1942-MWD-E | SMITH      | 7/2/2011   | \$7,400          | \$1,480          | \$5,920        | \$0        |
| WQ  | 41306    | US Army Corps of Engineers                       | 2011-0401-WQ-E  | COMANCHE   | 7/2/2011   | \$700            | \$0              | \$700          | \$0        |
| WQ  | 41117    | Skidmore Water Supply Corporation                | 2011-0206-MWD-E | BEE        | 7/2/2011   | \$6,097          | \$0              | \$6,097        | \$0        |
| WQ  | 40805    | City of Cedar Park                               | 2010-1951-MWD-E | WILLIAMSON | 7/2/2011   | \$12,800         | \$0              | \$0            | \$12,800   |
| WQ  | 40723    | Chapel Hill Independent School District          | 2010-1893-MWD-E | TITUS      | 7/2/2011   | \$17,472         | \$0              | \$17,472       | \$0        |
| WQ  | 40757    | City of Leonard                                  | 2010-1900-MWD-E | FANNIN     | 7/2/2011   | \$2,470          | \$0              | \$2,470        | \$0        |
| WQ  | 40935    | West Harris County Municipal Utility District 10 | 2011-0060-MWD-E | HARRIS     | 7/2/2011   | \$2,300          | \$460            | \$1,840        | \$0        |
| WQ  | 41128    | Lagoon Pumping & Dredging Inc                    | 2011-0240-WQ-E  | COMANCHE   | 7/2/2011   | \$3,750          | \$0              | \$3,750        | \$0        |
| WQ  | 40748    | Woodmark Utilities, Inc.                         | 2010-1884-MWD-E | SMITH      | 7/2/2011   | \$8,600          | \$1,720          | \$6,880        | \$0        |
| WQ  | 40278    | Geosource, Inc.                                  | 2010-1394-EAQ-E | COMAL      | 7/2/2011   | \$9,375          | \$1,875          | \$7,500        | \$0        |
| WQ  | 40437    | Harris County Municipal Utility District 366     | 2010-1571-MWD-E | HARRIS     | 7/2/2011   | \$2,980          | \$596            | \$2,384        | \$0        |
| WQ  | 40831    | CW SCOA West, L.P. *                             | 2011-0057-MWD-E | HARRIS     | 7/2/2011   | \$2,815          | \$563            | \$2,252        | \$0        |
| WQ  | 40882    | Boles Independent School District                | 2010-2048-MWD-E | HUNT       | 7/2/2011   | \$9,200          | \$1,840          | \$7,360        | \$0        |
| WQ  | 40182    | RICE, BRET LYDEL                                 | 2010-1304-WQ-E  | JOHNSON    | 7/10/2011  | \$3,000          | \$0              | \$3,000        | \$0        |
| WQ  | 37019    | MEIER, DOUGLAS                                   | 2011-0066-WQ-E  | ELLIS      | 7/10/2011  | \$26,400         | \$0              | \$26,400       | \$0        |
| WQ  | 39484    | PS Royal Car Wash, L.P.                          | 2010-0567-WQ-E  | DENTON     | 7/10/2011  | \$2,377          | \$0              | \$2,377        | \$0        |
| WQ  | 40461    | Connie Rogers                                    | 2010-1591-SLG-E | *MULTIPLE  | 7/22/2011  | \$11,250         | \$0              | \$11,250       | \$0        |
| WQ  | 40900    | Compass Development AND Construction Inc         | 2010-2076-WQ-E  | JASPER     | 7/31/2011  | \$800            | \$160            | \$640          | \$0        |
| WQ  | 41169    | WILER, SCOTT W                                   | 2011-0257-OSI-E | UPSHUR     | 7/31/2011  | \$188            | \$37             | \$151          | \$0        |
| WQ  | 41430    | HLM Development Company, L.L.C.                  | 2011-0538-WQ-E  | PARKER     | 7/31/2011  | \$700            | \$0              | \$700          | \$0        |
| WQ  | 41006    | Sunoco Partners Marketing & Terminals L.P.       | 2011-0106-IWD-E | JEFFERSON  | 7/31/2011  | \$13,200         | \$2,640          | \$10,560       | \$0        |
| WQ  | 41489    | Okland Construction Company, Inc.                | 2011-0592-WQ-E  | COMAL      | 7/31/2011  | \$700            | \$0              | \$700          | \$0        |
| WQ  | 41244    | RTI Hot Mix, Ltd.                                | 2011-0330-WQ-E  | WILLIAMSON | 7/31/2011  | \$1,869          | \$373            | \$1,496        | \$0        |
| WQ  | 40870    | SV-ONA Lakeline Land Limited Partnership         | 2010-2064-EAQ-E | WILLIAMSON | 7/31/2011  | \$3,600          | \$720            | \$2,880        | \$0        |
| WQ  | 40977    | Lightwater Hospitality No. 1, Ltd. *             | 2011-0061-MLM-E | WILLIAMSON | 7/31/2011  | \$4,350          | \$870            | \$3,480        | \$0        |
| WQ  | 41073    | Golden Spread Redi-Mix, Inc.                     | 2011-0166-IWD-E | DEAF SMITH | 7/31/2011  | \$2,200          | \$440            | \$1,760        | \$0        |
| WQ  | 41429    | Regatta Ridge LLC                                | 2011-0537-WQ-E  | BELL       | 7/31/2011  | \$700            | \$0              | \$700          | \$0        |
| WQ  | 40839    | Mirando City Water Supply Corporation            | 2010-1998-MWD-E | WEBB       | 7/31/2011  | \$6,500          | \$1,300          | \$5,200        | \$0        |
| WQ  | 41431    | Matus Construction Group, LLC                    | 2011-0539-WQ-E  | MCLENNAN   | 7/31/2011  | \$700            | \$0              | \$700          | \$0        |
| WQ  | 40856    | Military Highway Water Supply Corporation        | 2010-2019-MWD-E | CAMERON    | 7/31/2011  | \$1,255          | \$251            | \$1,004        | \$0        |
| WQ  | 34001    | City of Strawn                                   | 2009-1994-MWD-E | PALO PINTO | 7/31/2011  | \$18,980         | \$0              | \$0            | \$18,980   |
| WQ  | 40760    | Formosa Utility Venture, Ltd. *                  | 2010-1903-IWD-E | CALHOUN    | 7/31/2011  | \$68,600         | \$13,720         | \$27,440       | \$27,440   |
| WQ  | 41098    | Austin Trinity School *                          | 2011-0247-MLM-E | TRAVIS     | 7/31/2011  | \$6,545          | \$1,309          | \$5,236        | \$0        |
| WQ  | 39633    | City of Arcola                                   | 2010-0710-MWD-E | FORT BEND  | 7/31/2011  | \$29,040         | \$0              | \$29,040       | \$0        |
| WQ  | 40836    | HONEY HOLDINGS I, LTD.                           | 2010-1995-IWD-E | CHAMBERS   | 7/31/2011  | \$3,210          | \$642            | \$2,568        | \$0        |



## Singles Programs

## Appendix 3: List of Administrative Orders Issued FY2011

Date Range Selected : 09/01/2010 - 08/31/2011

| PGM | Case No. | Respondent Name                                    | Docket#         | County      | Order Date | Penalty Assessed | Penalty Deferred | Payable Amount | SEP Offset |
|-----|----------|--|-----------------|-------------|------------|------------------|------------------|----------------|------------|
| WQ  | 38914    | Magic Valley Concrete LLC                          | 2009-2072-WQ-E  | HIDALGO     | 7/31/2011  | \$9,894          | \$0              | \$9,894        | \$0        |
| WQ  | 41490    | Jubilee Homes II, Ltd                              | 2011-0590-WQ-E  | BELL        | 7/31/2011  | \$700            | \$0              | \$700          | \$0        |
| WQ  | 41076    | National Oilwell Varco, L.P.                       | 2011-0169-IWD-E | HARRIS      | 7/31/2011  | \$1,529          | \$305            | \$1,224        | \$0        |
| WQ  | 40853    | City of Albany                                     | 2010-2012-MWD-E | SHACKELFORD | 7/31/2011  | \$1,120          | \$224            | \$896          | \$0        |
| WQ  | 41404    | Yantis Partners, LTD                               | 2011-0502-WQ-E  | BEXAR       | 7/31/2011  | \$700            | \$0              | \$700          | \$0        |
| WQ  | 41493    | DICKSON, MARY K                                    | 2011-0591-WQ-E  | GRAYSON     | 7/31/2011  | \$700            | \$0              | \$700          | \$0        |
| WQ  | 40983    | Patricia A Haney *                                 | 2011-0067-EAQ-E | BEXAR       | 7/31/2011  | \$4,500          | \$900            | \$3,600        | \$0        |
| WQ  | 40896    | Linde Gas North America LLC                        | 2010-2061-IWD-E | HARRIS      | 7/31/2011  | \$11,118         | \$2,223          | \$4,448        | \$4,447    |
| WQ  | 40807    | City of Leander                                    | 2010-1978-WQ-E  | WILLIAMSON  | 7/31/2011  | \$1,050          | \$210            | \$840          | \$0        |
| WQ  | 40788    | City of Cranfills Gap                              | 2010-1923-MWD-E | BOSQUE      | 7/31/2011  | \$10,800         | \$0              | \$10,800       | \$0        |
| WQ  | 41033    | City of Yorktown                                   | 2011-0127-MWD-E | DEWITT      | 8/13/2011  | \$10,540         | \$0              | \$10,540       | \$0        |
| WQ  | 41204    | H & K Jolly LLC                                    | 2011-0303-MWD-E | CLAY        | 8/13/2011  | \$3,000          | \$600            | \$2,400        | \$0        |
| WQ  | 41030    | City of Kingsville                                 | 2011-0123-MWD-E | KLEBERG     | 8/13/2011  | \$10,600         | \$0              | \$0            | \$10,600   |
| WQ  | 40932    | The Lubrizol Corporation                           | 2011-0014-IWD-E | HARRIS      | 8/13/2011  | \$35,800         | \$7,160          | \$14,320       | \$14,320   |
| WQ  | 40909    | San Antonio Water System                           | 2010-2084-MWD-E | BEXAR       | 8/13/2011  | \$22,500         | \$0              | \$0            | \$22,500   |
| WQ  | 40373    | The Meadows at Quail Run GP, LLC                   | 2010-1488-WQ-E  | WILSON      | 8/13/2011  | \$2,400          | \$0              | \$2,400        | \$0        |
| WQ  | 41012    | Wolf Hollow I, L.P.                                | 2011-0110-IWD-E | HOOD        | 8/13/2011  | \$2,274          | \$0              | \$2,274        | \$0        |
| WQ  | 40344    | City of Holland                                    | 2010-1448-MWD-E | BELL        | 8/13/2011  | \$5,880          | \$5,880          | \$0            | \$0        |
| WQ  | 41066    | Mallard Point WWTP, LLC                            | 2011-0158-MWD-E | HUNT        | 8/13/2011  | \$6,664          | \$1,332          | \$5,332        | \$0        |
| WQ  | 41132    | Dominion Homes, L.P.                               | 2011-0239-WQ-E  | RANDALL     | 8/13/2011  | \$750            | \$150            | \$600          | \$0        |
| WQ  | 41079    | Lower Colorado River Authority                     | 2011-0170-MWD-E | *MULTIPLE   | 8/13/2011  | \$5,250          | \$1,050          | \$4,200        | \$0        |
| WQ  | 40857    | STOLTZ, ERIC                                       | 2010-2054-EAQ-E | COMAL       | 8/13/2011  | \$6,000          | \$1,200          | \$4,800        | \$0        |
| WQ  | 40838    | RODRIGUEZ, ROBERT L JR                             | 2010-1994-SLG-E | TRAVIS      | 8/13/2011  | \$1,020          | \$204            | \$816          | \$0        |
| WQ  | 40699    | City of Azle                                       | 2010-1847-MWD-E | TARRANT     | 8/13/2011  | \$37,160         | \$0              | \$0            | \$37,160   |
| WQ  | 40947    | Northampton Municipal Utility District             | 2011-0026-MWD-E | HARRIS      | 8/13/2011  | \$36,465         | \$0              | \$0            | \$36,465   |
| WQ  | 40930    | Archdiocese of Galveston Houston                   | 2011-0015-MWD-E | MONTGOMERY  | 8/13/2011  | \$7,625          | \$0              | \$0            | \$7,625    |
| WQ  | 37451    | US Army Corps of Engineers                         | 2009-0526-MWD-E | *MULTIPLE   | 8/13/2011  | \$2,457          | \$0              | \$2,457        | \$0        |
| WQ  | 40806    | City of Thornton                                   | 2010-1977-MWD-E | LIMESTONE   | 8/27/2011  | \$5,490          | \$1,098          | \$4,392        | \$0        |
| WQ  | 41267    | City of Lovelady                                   | 2011-0351-MWD-E | HOUSTON     | 8/27/2011  | \$3,972          | \$794            | \$3,178        | \$0        |
| WQ  | 40751    | City of Cisco                                      | 2010-1885-MWD-E | EASTLAND    | 8/27/2011  | \$10,584         | \$0              | \$10,584       | \$0        |
| WQ  | 41346    | R & S Concrete, LLC                                | 2011-0441-IWD-E | HARRIS      | 8/27/2011  | \$1,560          | \$312            | \$1,248        | \$0        |
| WQ  | 41561    | Rose City Sand Corporation                         | 2011-0681-WQ-E  | ORANGE      | 8/27/2011  | \$700            | \$0              | \$700          | \$0        |
| WQ  | 41051    | Manki LLC  | 2011-0154-MWD-E | POLK        | 8/27/2011  | \$1,540          | \$308            | \$1,232        | \$0        |
| WQ  | 41127    | MPR Investments, LLC                               | 2011-0217-MWD-E | JOHNSON     | 8/27/2011  | \$5,440          | \$1,088          | \$4,352        | \$0        |
| WQ  | 41422    | Chilton Water Supply and Sewer Service Corporation | 2011-0527-MWD-E | FALLS       | 8/27/2011  | \$1,152          | \$0              | \$1,152        | \$0        |
| WQ  | 41334    | City of Oglesby                                    | 2011-0439-MWD-E | CORYELL     | 8/27/2011  | \$4,740          | \$948            | \$3,792        | \$0        |
| WQ  | 40969    | City of Kyle *                                     | 2011-0047-MWD-E | HAYS        | 8/27/2011  | \$20,000         | \$0              | \$20,000       | \$0        |
| WQ  | 40731    | City of Montgomery                                 | 2010-1872-MWD-E | MONTGOMERY  | 8/27/2011  | \$264            | \$52             | \$212          | \$0        |

## Singles Programs

## Appendix 3: List of Administrative Orders Issued FY2011

Date Range Selected : 09/01/2010 - 08/31/2011

| PGM                                       | Case No. | Respondent Name                         | Docket#         | County    | Order Date | Penalty Assessed    | Penalty Deferred   | Payable Amount      | SEP Offset         |
|---|----------|---|-----------------|-----------|------------|---------------------|--------------------|---------------------|--------------------|
| WQ  | 40980    | La Joya Independent School District     | 2011-0070-MWD-E | HIDALGO   | 8/27/2011  | \$5,000             | \$1,000            | \$4,000             | \$0                |
| WQ  | 41315    | PromiseLand San Marcos                  | 2011-0409-EAQ-E | HAYS      | 8/27/2011  | \$1,000             | \$200              | \$800               | \$0                |
| WQ  | 41563    | Emmons Construction Management, L.C.    | 2011-0680-WQ-E  | BELL      | 8/27/2011  | \$700               | \$0                | \$700               | \$0                |
| WQ  | 38971    | Ace Pumping & Septic Services, Inc.     | 2010-0060-SLG-E | HOOD      | 8/27/2011  | \$12,305            | \$0                | \$12,305            | \$0                |
| WQ  | 41054    | Gray Utility Service, L.L.C.            | 2011-0160-MWD-E | CHAMBERS  | 8/27/2011  | \$9,781             | \$1,956            | \$7,825             | \$0                |
| WQ  | 34670    | City of Munday                          | 2010-1233-MWD-E | KNOX      | 8/27/2011  | \$25,338            | \$25,338           | \$0                 | \$0                |
| WQ  | 39134    | LANXESS Corporation                     | 2010-0224-IWD-E | ORANGE    | 8/27/2011  | \$20,824            | \$0                | \$10,412            | \$10,412           |
| WQ  | 41491    | Clarity Homes, LTD.                     | 2011-0753-WQ-E  | PARKER    | 8/27/2011  | \$700               | \$0                | \$700               | \$0                |
| WQ  | 41167    | THE SALVATION ARMY                      | 2011-0258-MWD-E | ELLIS     | 8/27/2011  | \$5,140             | \$0                | \$5,140             | \$0                |
| <b>Subtotal for WQ : 392</b>              |          |   |                 |           |            | <b>\$4,268,730</b>  | <b>\$619,234</b>   | <b>\$2,524,503</b>  | <b>\$1,124,993</b> |
| WWA                                       | 39242    | BEYER, JIMMY GAYLON                     | 2010-0341-AGR-E | ERATH     | 9/26/2010  | \$3,780             | \$756              | \$3,024             | \$0                |
| WWA                                       | 38487    | Salvador G. Gonzalez dba Gonzalez Dairy | 2009-1604-AGR-E | TOM GREEN | 12/4/2010  | \$6,600             | \$0                | \$6,600             | \$0                |
| WWA                                       | 39279    | LOZANO, JULIO CESAR                     | 2010-0362-AGR-E | TOM GREEN | 12/24/2010 | \$1,050             | \$0                | \$1,050             | \$0                |
| WWA                                       | 39755    | STRONA, ROBERT WILLIAM                  | 2010-0863-AGR-E | HILL      | 2/5/2011   | \$8,940             | \$0                | \$8,940             | \$0                |
| WWA                                       | 39648    | HAEDGE, STANLEY                         | 2010-0744-AGR-E | ERATH     | 2/5/2011   | \$525               | \$105              | \$420               | \$0                |
| WWA                                       | 39872    | RODRIGUEZ, JAMES MICHAEL                | 2010-0974-AGR-E | TOM GREEN | 2/20/2011  | \$4,955             | \$991              | \$3,964             | \$0                |
| WWA                                       | 39887    | DERIDDER, PETER WILFRIDUS               | 2010-0986-AGR-E | *MULTIPLE | 2/20/2011  | \$14,183            | \$2,836            | \$11,347            | \$0                |
| WWA                                       | 40442    | PACK, JIMMY DON *                       | 2010-1565-AGR-E | ERATH     | 3/19/2011  | \$2,440             | \$488              | \$1,952             | \$0                |
| WWA                                       | 40384    | SUBLETT, NICKIE JOE                     | 2010-1507-AGR-E | HAMILTON  | 4/18/2011  | \$1,240             | \$248              | \$992               | \$0                |
| WWA                                       | 40798    | WYLY, RANDY EARL                        | 2010-1938-AGR-E | ERATH     | 5/8/2011   | \$2,520             | \$504              | \$2,016             | \$0                |
| WWA                                       | 39057    | SUBLETT, NICKIE JOE                     | 2010-0144-AGR-E | HAMILTON  | 5/8/2011   | \$2,600             | \$520              | \$2,080             | \$0                |
| WWA                                       | 39809    | COUMANS, RENE                           | 2010-0913-AGR-E | HOPKINS   | 7/31/2011  | \$4,730             | \$0                | \$4,730             | \$0                |
| WWA                                       | 40885    | KOLLER, CHRISTINA *                     | 2010-2045-AGR-E | CAMP      | 8/27/2011  | \$1,900             | \$380              | \$1,520             | \$0                |
| <b>Subtotal for WWA : 13</b>              |          |   |                 |           |            | <b>\$55,463</b>     | <b>\$6,828</b>     | <b>\$48,635</b>     | <b>\$0</b>         |
| <b>Total for Singles Programs : 1,517</b> |          |   |                 |           |            | <b>\$19,032,854</b> | <b>\$2,419,230</b> | <b>\$11,901,073</b> | <b>\$4,712,551</b> |

Date Range Selected : 09/01/2010 - 08/31/2011

| PGM | Case No. | Respondent Name                           | Docket#         | County       | Order Date | Penalty Assessed | Penalty Deferred | Payable Amount | SEP Offset |
|-----|----------|---|-----------------|--------------|------------|------------------|------------------|----------------|------------|
| MM  | 38552    | PILLAI, RAMESH                            | 2009-1694-MLM-E | MADISON      | 9/10/2010  | \$4,725          | \$0              | \$4,725        | \$0        |
| MM  | 37668    | VU, KEVIN                                 | 2009-0781-MLM-E | LIMESTONE    | 9/26/2010  | \$2,050          | \$410            | \$1,640        | \$0        |
| MM  | 38636    | Deluxe Auto Parts, L.L.C.                 | 2009-1797-MLM-E | NUECES       | 9/26/2010  | \$7,350          | \$1,470          | \$5,880        | \$0        |
| MM  | 39997    | JENNINGS, TIM W                           | 2010-1121-WOC-E | JONES        | 9/26/2010  | \$210            | \$0              | \$210          | \$0        |
| MM  | 38860    | Indian Petro Corp.                        | 2009-2034-MLM-E | SAN JACINTO  | 9/26/2010  | \$16,836         | \$3,367          | \$13,469       | \$0        |
| MM  | 39996    | MITCHELL, FRED A                          | 2010-1120-WOC-E | JOHNSON      | 9/26/2010  | \$210            | \$0              | \$210          | \$0        |
| MM  | 39425    | Capitol Products, Inc.                    | 2010-0511-MLM-E | WILLIAMSON   | 10/15/2010 | \$6,000          | \$1,200          | \$4,800        | \$0        |
| MM  | 39468    | Chevron Phillips Chemical Company LP      | 2010-0550-UIC-E | HUTCHINSON   | 10/25/2010 | \$10,000         | \$2,000          | \$8,000        | \$0        |
| MM  | 40146    | TOWNSEND, TOM N                           | 2010-1271-WOC-E |              | 10/25/2010 | \$210            | \$0              | \$210          | \$0        |
| MM  | 39303    | Byung Gue Lee                             | 2010-0386-DCL-E | TARRANT      | 10/25/2010 | \$5,087          | \$1,017          | \$4,070        | \$0        |
| MM  | 39458    | B & G Dirt & Construction LLC             | 2010-0540-MLM-E | HARDIN       | 10/25/2010 | \$2,042          | \$408            | \$1,634        | \$0        |
| MM  | 39618    | MANOY, DOROTHY                            | 2010-0726-MLM-E | SABINE       | 10/25/2010 | \$2,191          | \$438            | \$1,753        | \$0        |
| MM  | 38192    | NOLAN, CLARENCE LEE                       | 2009-1347-MLM-E | BASTROP      | 11/14/2010 | \$10,758         | \$0              | \$10,758       | \$0        |
| MM  | 38852    | Fikes Wholesale, Inc.                     | 2009-2057-MLM-E | BURLESON     | 11/15/2010 | \$10,115         | \$2,023          | \$8,092        | \$0        |
| MM  | 39437    | GLEN R BONDS DBA BONDS SEPTIC SERVICES    | 2010-0521-MLM-E | WALLER       | 11/15/2010 | \$5,870          | \$1,174          | \$4,696        | \$0        |
| MM  | 39750    | ROBERTSON, JERRY L                        | 2010-0853-MLM-E | ORANGE       | 11/15/2010 | \$2,684          | \$536            | \$2,148        | \$0        |
| MM  | 38702    | AMK Enterprises, LLC                      | 2009-1844-MLM-E | BANDERA      | 12/4/2010  | \$2,550          | \$510            | \$2,040        | \$0        |
| MM  | 39754    | SPECK, AARON LEE *                        | 2010-0865-AGR-E | BROWN        | 12/4/2010  | \$16,147         | \$3,229          | \$12,918       | \$0        |
| MM  | 39193    | TILLERY, RICHARD L                        | 2010-0267-MLM-E | SABINE       | 12/5/2010  | \$24,800         | \$0              | \$24,800       | \$0        |
| MM  | 40510    | JORDAN, DENNIS                            | 2010-1653-WOC-E | DENTON       | 12/25/2010 | \$210            | \$0              | \$210          | \$0        |
| MM  | 39690    | City of Kirbyville                        | 2010-0783-MLM-E | JASPER       | 12/25/2010 | \$2,617          | \$523            | \$2,094        | \$0        |
| MM  | 39066    | Del Webb Texas Limited Partnership        | 2010-0168-MLM-E | WILLIAMSON   | 12/25/2010 | \$30,225         | \$6,045          | \$24,180       | \$0        |
| MM  | 40486    | ANDERSON, JOHNNIE L                       | 2010-1624-WOC-E | HUNT         | 12/25/2010 | \$210            | \$0              | \$210          | \$0        |
| MM  | 38807    | Kinser Ranch, LLC                         | 2009-1937-MLM-E | TRAVIS       | 2/5/2011   | \$6,300          | \$1,260          | \$5,040        | \$0        |
| MM  | 39980    | RTI Hot Mix, Ltd.                         | 2010-1092-MLM-E | HAYS         | 2/5/2011   | \$3,300          | \$660            | \$2,640        | \$0        |
| MM  | 40628    | KING, ZACHARY A                           | 2010-1800-WOC-E | HAYS         | 2/5/2011   | \$210            | \$0              | \$210          | \$0        |
| MM  | 39172    | Villarreal, Leticia                       | 2010-0264-MLM-E | BROOKS       | 2/5/2011   | \$4,500          | \$900            | \$3,600        | \$0        |
| MM  | 37555    | City of Mart                              | 2009-0639-MLM-E | MCLENNAN     | 2/5/2011   | \$22,164         | \$0              | \$22,164       | \$0        |
| MM  | 38767    | Winger Machine & Tool, Inc.               | 2009-2004-MLM-E | TOM GREEN    | 2/20/2011  | \$13,490         | \$0              | \$13,490       | \$0        |
| MM  | 39866    | DUNCAN, FRANKLIN                          | 2010-0988-MLM-E | VAL VERDE    | 2/20/2011  | \$6,770          | \$1,354          | \$5,416        | \$0        |
| MM  | 38877    | City of Dallas Water Utilities            | 2009-2053-WQ-E  | DALLAS       | 2/20/2011  | \$9,500          | \$0              | \$0            | \$9,500    |
| MM  | 39838    | City of Roscoe                            | 2010-0938-MLM-E | NOLAN        | 2/20/2011  | \$2,100          | \$420            | \$1,680        | \$0        |
| MM  | 40740    | NAZARIO SANCHEZ JR                        | 2010-1905-WOC-E | LA SALLE     | 2/20/2011  | \$210            | \$0              | \$210          | \$0        |
| MM  | 39675    | Garrett Construction Co.                  | 2010-0809-MLM-E | SAN PATRICIO | 2/20/2011  | \$8,312          | \$1,662          | \$6,650        | \$0        |
| MM  | 40342    | Panola-Bethany Water Supply Corporation   | 2010-1451-MLM-E | PANOLA       | 3/7/2011   | \$3,014          | \$602            | \$2,412        | \$0        |
| MM  | 40441    | City of Cedar Hill                        | 2010-1561-WQ-E  | DALLAS       | 3/7/2011   | \$5,110          | \$0              | \$5,110        | \$0        |
| MM  | 39893    | City of Del Rio                           | 2010-1028-MLM-E | VAL VERDE    | 3/7/2011   | \$2,905          | \$581            | \$2,324        | \$0        |
| MM  | 38567    | Citgo Refining and Chemicals Company L.P. | 2009-1714-MLM-E | NUECES       | 3/7/2011   | \$303,294        | \$0              | \$151,647      | \$151,647  |

Date Range Selected : 09/01/2010 - 08/31/2011

| PGM | Case No. | Respondent Name                               | Docket#         | County      | Order Date | Penalty Assessed | Penalty Deferred | Payable Amount | SEP Offset |
|-----|----------|---|-----------------|-------------|------------|------------------|------------------|----------------|------------|
| MM  | 40179    | Keith Roy dba Keiths Stump Grinding           | 2010-1321-MLM-E | JASPER      | 3/7/2011   | \$1,865          | \$373            | \$1,492        | \$0        |
| MM  | 40138    | H & H Iron and Metal, Inc.                    | 2010-1262-MLM-E | NUECES      | 3/19/2011  | \$8,250          | \$0              | \$8,250        | \$0        |
| MM  | 36439    | Ronald West, L.L.C.                           | 2008-1371-MLM-E | LIMESTONE   | 4/18/2011  | \$1,800          | \$0              | \$1,800        | \$0        |
| MM  | 38538    | Swindle, Gregory *                            | 2009-1678-MLM-E | TOM GREEN   | 4/18/2011  | \$13,436         | \$0              | \$6,718        | \$6,718    |
| MM  | 40214    | Buckley Oil Company                           | 2010-1343-DCL-E | WICHITA     | 4/18/2011  | \$12,600         | \$2,520          | \$10,080       | \$0        |
| MM  | 40482    | LUCAS, MATTHEW                                | 2010-1617-MLM-E | TRAVIS      | 4/18/2011  | \$3,750          | \$750            | \$3,000        | \$0        |
| MM  | 40943    | MONROE, DEXTER                                | 2011-0041-WOC-E | HENDERSON   | 4/18/2011  | \$210            | \$0              | \$210          | \$0        |
| MM  | 40331    | Mc-OO Inc                                     | 2010-1442-MLM-E | JEFFERSON   | 4/18/2011  | \$6,250          | \$1,250          | \$5,000        | \$0        |
| MM  | 36501    | BELL, WILLIAM CARL                            | 2008-1590-MLM-E | KAUFMAN     | 4/18/2011  | \$5,291          | \$1,691          | \$3,600        | \$0        |
| MM  | 38282    | Arthur E Longron                              | 2009-1383-MLM-E | ORANGE      | 5/8/2011   | \$2,499          | \$0              | \$2,499        | \$0        |
| MM  | 40672    | SMITH, WILLIAM DONALD                         | 2010-1815-UTL-E | HARRIS      | 5/8/2011   | \$1,278          | \$254            | \$1,024        | \$0        |
| MM  | 40702    | J&S Water Company, L. L. C.                   | 2010-1848-UTL-E | HARRIS      | 5/8/2011   | \$873            | \$174            | \$699          | \$0        |
| MM  | 40257    | Bailey Bark Materials, Inc.                   | 2010-1370-MLM-E | NACOGDOCHES | 5/8/2011   | \$1,040          | \$208            | \$832          | \$0        |
| MM  | 40428    | City Of Midland                               | 2010-1549-MLM-E | MIDLAND     | 5/8/2011   | \$11,200         | \$2,240          | \$0            | \$8,960    |
| MM  | 38977    | SHILOH RIDGE WATER SUPPLY CORPORATION         | 2010-0061-MLM-E | POLK        | 5/8/2011   | \$7,282          | \$0              | \$7,282        | \$0        |
| MM  | 39601    | TILLERY, RICHARD L                            | 2010-0797-MLM-E | SABINE      | 5/8/2011   | \$7,646          | \$0              | \$7,646        | \$0        |
| MM  | 40614    | MORRIS, LESLIE L                              | 2010-1762-UTL-E | HARRIS      | 5/22/2011  | \$388            | \$77             | \$311          | \$0        |
| MM  | 40280    | Austin Equipment Company, LC                  | 2010-1395-MLM-E | WILLIAMSON  | 5/22/2011  | \$17,060         | \$0              | \$17,060       | \$0        |
| MM  | 40573    | Country Terrace Water Company, Inc.           | 2010-1745-UTL-E | HARRIS      | 5/22/2011  | \$388            | \$77             | \$311          | \$0        |
| MM  | 41046    | SINQUEFIELD, DONALD H                         | 2011-0157-WOC-E | HUNT        | 5/22/2011  | \$210            | \$0              | \$210          | \$0        |
| MM  | 40578    | PHAM, HUNG T                                  | 2010-1728-UTL-E | HARRIS      | 5/22/2011  | \$428            | \$85             | \$343          | \$0        |
| MM  | 40644    | Bayou Forest Village, Inc.                    | 2010-1790-UTL-E | HARRIS      | 5/22/2011  | \$404            | \$80             | \$324          | \$0        |
| MM  | 41154    | COURTNEY, EDDIE                               | 2011-0254-WOC-E | ANGELINA    | 5/22/2011  | \$210            | \$0              | \$210          | \$0        |
| MM  | 41155    | PUSTKA, EDWARD                                | 2011-0255-WOC-E | LAVACA      | 5/22/2011  | \$210            | \$0              | \$210          | \$0        |
| MM  | 40620    | ADAMOLI, MARK *                               | 2010-1766-UTL-E | HARRIS      | 5/22/2011  | \$444            | \$88             | \$356          | \$0        |
| MM  | 40677    | SOLHJOU, BAHRAM                               | 2010-1832-UTL-E | HARRIS      | 5/22/2011  | \$388            | \$77             | \$311          | \$0        |
| MM  | 40669    | Trejo, Joe *                                  | 2010-1820-MLM-E | LAMB        | 5/22/2011  | \$4,992          | \$998            | \$3,994        | \$0        |
| MM  | 38285    | The Family of God, of Abilene, Texas *        | 2009-1430-MLM-E | BELL        | 5/28/2011  | \$2,100          | \$0              | \$2,100        | \$0        |
| MM  | 39939    | SETX Clearwater Environmental LLC             | 2010-1047-MLM-E | JEFFERSON   | 6/20/2011  | \$4,250          | \$0              | \$4,250        | \$0        |
| MM  | 40220    | Shell Oil Company                             | 2010-1351-MLM-E | HARRIS      | 6/20/2011  | \$158,450        | \$0              | \$79,225       | \$79,225   |
| MM  | 41210    | OSBORN, DELTON K                              | 2011-0305-WOC-E | GARZA       | 6/20/2011  | \$210            | \$0              | \$210          | \$0        |
| MM  | 37201    | Beacon Estates Water Supply Corporation       | 2009-1545-MLM-E | WALLER      | 6/20/2011  | \$16,997         | \$16,997         | \$0            | \$0        |
| MM  | 40580    | Ramblewood Utility & Water Supply Corporation | 2010-1727-UTL-E | HARRIS      | 6/20/2011  | \$420            | \$84             | \$336          | \$0        |
| MM  | 39181    | Veolia ES Technical Solutions, L.L.C.         | 2010-0272-MLM-E | JEFFERSON   | 6/20/2011  | \$17,840         | \$0              | \$8,920        | \$8,920    |
| MM  | 40450    | Cray Valley USA, LLC                          | 2010-1580-MLM-E | HARRIS      | 6/20/2011  | \$18,213         | \$3,642          | \$14,571       | \$0        |
| MM  | 42486    | PENNER, JERRY D                               | 2009-0386-OSS-E | ELLIS       | 6/20/2011  | \$0              | \$0              | \$0            | \$0        |
| MM  | 38508    | Wayman Grigson                                | 2009-1650-MLM-E | TOM GREEN   | 6/20/2011  | \$7,811          | \$0              | \$7,811        | \$0        |
| MM  | 40558    | CARTER GLASSBLOWING, INC.                     | 2010-1702-MLM-E | DENTON      | 6/20/2011  | \$31,000         | \$6,200          | \$24,800       | \$0        |

## Multi-Media Programs

## Appendix 3: List of Administrative Orders Issued FY2011

Date Range Selected : 09/01/2010 - 08/31/2011

| PGM   | Case No. | Respondent Name   | Docket#         | County       | Order Date        | Penalty Assessed | Penalty Deferred  | Payable Amount   | SEP Offset     |
|---|----------|---|-----------------|--------------|-------------------|------------------|-------------------|------------------|----------------|
| MM  | 40096    | Webb County   | 2010-1283-MLM-E | WEBB         | 7/2/2011          | \$1,447          | \$0               | \$1,447          | \$0            |
| MM  | 41329    | MOSS, CHRISTOPHER D JR                                      | 2011-0419-WOC-E | HARRIS       | 7/2/2011          | \$210            | \$0               | \$210            | \$0            |
| MM  | 41022    | Akzo Nobel Surface Chemistry LLC                            | 2011-0120-UIC-E | FORT BEND    | 7/2/2011          | \$7,162          | \$1,432           | \$5,730          | \$0            |
| MM  | 40678    | The Commons Water Supply, Inc.                              | 2010-1833-UTL-E | HARRIS       | 7/2/2011          | \$436            | \$87              | \$349            | \$0            |
| MM  | 40889    | SANJUAN, BENJAMIN   | 2010-2050-UTL-E | HARRIS       | 7/2/2011          | \$535            | \$107             | \$428            | \$0            |
| MM  | 40823    | City Market Sun City, Inc                                   | 2010-1970-PST-E | WILLIAMSON   | 7/2/2011          | \$1,575          | \$315             | \$1,260          | \$0            |
| MM  | 41324    | MICAN, JOHNNY   | 2011-0418-WOC-E | LAVACA       | 7/2/2011          | \$210            | \$0               | \$210            | \$0            |
| MM  | 39521    | REYES, ANTONIO  | 2010-0606-MLM-E | CALDWELL     | 7/10/2011         | \$1,574          | \$0               | \$1,574          | \$0            |
| MM  | 40110    | Otila Tillie Grimes   | 2010-1226-MLM-E | *MULTIPLE    | 7/10/2011         | \$24,705         | \$0               | \$24,705         | \$0            |
| MM  | 34557    | Patrick Yong Soo Shin                                       | 2010-1646-DCL-E | DALLAS       | 7/22/2011         | \$7,374          | \$0               | \$7,374          | \$0            |
| MM  | 40468    | HUTCHESON, CECIL D  | 2010-1596-WOC-E | LUBBOCK      | 7/22/2011         | \$625            | \$0               | \$625            | \$0            |
| MM  | 34921    | Patrick Yong Soo Shin                                       | 2010-1647-DCL-E | DALLAS       | 7/22/2011         | \$7,281          | \$0               | \$7,281          | \$0            |
| MM  | 40104    | EnviroGreen Recovery Solutions LLC                          | 2010-1224-MLM-E | JEFFERSON    | 7/22/2011         | \$10,468         | \$0               | \$10,468         | \$0            |
| MM  | 40439    | BEVERLIN, TERRY   | 2010-1562-MLM-E | HARDIN       | 7/22/2011         | \$2,134          | \$0               | \$2,134          | \$0            |
| MM  | 40976    | L C WHOLESALE PALLET, LLC                                   | 2011-0058-WQ-E  | ERATH        | 7/31/2011         | \$4,000          | \$800             | \$3,200          | \$0            |
| MM  | 41001    | CHANDLER, JASON   | 2011-0093-MLM-E | NACOGDOCHES  | 7/31/2011         | \$1,954          | \$390             | \$1,564          | \$0            |
| MM  | 40575    | Beau Ray, Inc.  | 2010-1736-UTL-E | HARRIS       | 7/31/2011         | \$428            | \$85              | \$343            | \$0            |
| MM  | 39944    | City of Mathis  | 2010-1043-MLM-E | SAN PATRICIO | 7/31/2011         | \$9,980          | \$0               | \$0              | \$9,980        |
| MM  | 40972    | D & D Contractors, Inc.                                     | 2011-0055-MLM-E | BEXAR        | 7/31/2011         | \$5,475          | \$1,095           | \$4,380          | \$0            |
| MM  | 39388    | Evergreen Enterprises, Inc.                                 | 2010-0478-MLM-E | TRAVIS       | 7/31/2011         | \$11,356         | \$0               | \$11,356         | \$0            |
| MM  | 40581    | City of Wills Point   | 2010-1721-MLM-E | VAN ZANDT    | 7/31/2011         | \$14,606         | \$2,921           | \$0              | \$11,685       |
| MM  | 41243    | Brittany Hill Water Association, Inc.                       | 2011-0357-MLM-E | DENTON       | 8/13/2011         | \$567            | \$113             | \$454            | \$0            |
| MM  | 41219    | Badger Rotary Drilling LLC DBA Badger Oilfield Construction | 2011-0317-MLM-E | STEPHENS     | 8/13/2011         | \$2,230          | \$446             | \$1,784          | \$0            |
| MM  | 41197    | Ernest Yanez Sr.  | 2011-0293-MLM-E | REFUGIO      | 8/13/2011         | \$2,313          | \$462             | \$1,851          | \$0            |
| MM  | 41045    | NORMA KLUNA   | 2011-0140-MLM-E | WALLER       | 8/13/2011         | \$2,114          | \$422             | \$1,692          | \$0            |
| MM  | 40888    | Aqua Texas, Inc.  | 2010-2047-UTL-E | HARRIS       | 8/13/2011         | \$1,337          | \$267             | \$1,070          | \$0            |
| MM  | 39312    | City Of Robert Lee  | 2010-0417-MLM-E | COKE         | 8/13/2011         | \$28,940         | \$0               | \$0              | \$28,940       |
| MM  | 40695    | Krebs Utilities, Inc.                                       | 2010-1835-UTL-E | HARRIS       | 8/20/2011         | \$508            | \$0               | \$508            | \$0            |
| MM  | 40601    | Krebs Utilities, Inc.                                       | 2010-1753-UTL-E | HARRIS       | 8/20/2011         | \$452            | \$0               | \$452            | \$0            |
| MM  | 40602    | Krebs Utilities, Inc.                                       | 2010-1752-UTL-E | HARRIS       | 8/20/2011         | \$436            | \$0               | \$436            | \$0            |
| MM  | 41681    | HERNANDEZ, BEATRICE   | 2011-0826-WOC-E | JONES        | 8/27/2011         | \$210            | \$0               | \$210            | \$0            |
| MM  | 40660    | Harris County Water Corporation                             | 2010-1803-UTL-E | HARRIS       | 8/27/2011         | \$315            | \$63              | \$252            | \$0            |
| MM  | 40771    | Country Terrace Water Company, Inc.                         | 2010-1911-UTL-E | HARRIS       | 8/27/2011         | \$303            | \$60              | \$243            | \$0            |
| MM  | 41682    | WILSON, MELVIN E  | 2011-0789-WOC-E | HUNT         | 8/27/2011         | \$210            | \$0               | \$210            | \$0            |
| MM  | 41670    | WILLIAMS, LARRY R   | 2011-0795-WOC-E | JONES        | 8/27/2011         | \$210            | \$0               | \$210            | \$0            |
| <b>Total for Multi-Media Programs : 111</b> |          |   |                 |              | <b>1,075,639</b>  | <b>78,719</b>    | <b>681,345</b>    | <b>315,575</b>   | <b>315,575</b> |
| <b>Total for all Programs : 1,628</b>       |          |   |                 |              | <b>20,108,493</b> | <b>2,497,949</b> | <b>12,582,418</b> | <b>5,028,126</b> |                |

Date Range Selected : 09/01/2010 - 08/31/2011

| PGM | Case No. | Respondent Name | Docket# | County | Order Date | Penalty Assessed | Penalty Deferred | Payable Amount | SEP Offset |
|-----|----------|-----------------|---------|--------|------------|------------------|------------------|----------------|------------|
|-----|----------|-----------------|---------|--------|------------|------------------|------------------|----------------|------------|

**Summary of SEPs:**

Total Orders : 1628  
Orders with SEPs : 222  
Orders with SEPs % : 13.6  
Orders with SEP Offset % : 28.6

\* There are Multiple Respondent Names associated to this Case No.

## Appendix 4: List of SEP's & SEP Projects - FY2011

### Single Program

Date Range Selected : 09/01/2010 - 08/31/2011

| PGM | Case No. | Respondent Name                        | Effective Date  | Ratio  | Assessed Amt | Deferred Amt | Payable Amt | SEP Cost  | SEP Offset |
|-----|----------|--|---|--------|--------------|--------------|-------------|-----------|------------|
| AQ  | 40863    | Huntsman Petrochemical, LLC            | 08/13/2011  | 1.00:1 | 10,000.00    | 2,000.00     | 4,000.00    | 4,000.00  | 4,000.00   |
|     |          | POLLUTION PREVENTION                   | SEP funds will be used by the Third-Party Recipient to purchase equipment (such as automated canister samplers), hardware, software, and licenses to enable the monitoring, and for the cost of operating, maintaining, and periodically upgrading or adding to these air monitoring stations along with ancillary equipment approved by TCEQ. Performing Party shall ensure that the data is validated and sent to TCEQ's Leading Environmental Analysis and Display (LEADS) system. All costs associated with the collection, transfer, and formatting of these data to be compatible with the LEADS system is the responsibility of the Third-Party Recipient.   |        |              |              |             | 4,000.00  | 4,000.00   |
| AQ  | 41189    | Flint Hills Resources Port Arthur, LLC | 08/27/2011  | 1.00:1 | 10,000.00    | 2,000.00     | 4,000.00    | 4,000.00  | 4,000.00   |
|     |          | POLLUTION PREVENTION                   | Conduct home energy audits and to assist low income residents in the West Port Arthur area in improving their homes' energy efficiency such as by caulking, weatherizing, insulating, and replacing heating and cooling systems and major appliances with new, energy efficient equipment.  |        |              |              |             | 4,000.00  | 4,000.00   |
| AQ  | 40397    | Motiva Enterprises LLC                 | 05/08/2011  | 1.00:1 | 85,125.00    | 17,025.00    | 34,050.00   | 34,050.00 | 34,050.00  |
|     |          | POLLUTION PREVENTION                   | Performing Party shall use SEP Funds to perform energy efficiency upgrade on public buildings and infrastructure. Specifically, SEP Funds may only be used for: 1) the cost of conducting energy efficiency audits; 2) the incremental cost for construction or implementation of energy-efficiency upgrades (versus the cost of non-energy efficiency upgrades); 3) the incremental cost of purchase of equipment or appliances that are more energy-efficient (versus the cost of purchasing 10nenergy efficient equipment or appliances); or 4) other direct costs authorized in advance by TCEQ.<br><br>SEP Funds may only be used for the direct cost of performing this project and no portion will be spent on administrative costs. For items 2, 3, and 4 above, Performing Party shall submit a budget and proposals for expenditure to TCEQ for written approval prior to the use of SEP Funds. |        |              |              |             | 34,050.00 | 34,050.00  |
| AQ  | 41184    | DCP Midstream, LP                      | 08/13/2011  | 1.00:1 | 10,179.00    | 0.00         | 5,090.00    | 5,089.00  | 5,089.00   |
|     |          | POLLUTION PREVENTION                   | The contribution will be used to reimburse local school districts for the cost of retrofitting or replacing school buses with cleaner technology buses to reduce air pollution emissions.   |        |              |              |             | 5,089.00  | 5,089.00   |
| AQ  | 39718    | Veolia ES Technical Solutions, L.L.C.  | 12/04/2010  | 1.00:1 | 22,100.00    | 4,420.00     | 8,840.00    | 8,840.00  | 8,840.00   |

\* There are Multiple Respondent Names associated to this Case No.

## Appendix 4: List of SEP's & SEP Projects - FY2011

### Single Program

|   |                      |   |            |        |            |           |            |            |            |
|---|----------------------|---|------------|--------|------------|-----------|------------|------------|------------|
|   | POLLUTION PREVENTION | The Respondent shall contribute the SEP amount to the Third-Party Recipient named above. The contribution will be to the Southeast Texas Regional Planning Commission to be used for the West Port Arthur Home Energy Efficiency Program as set forth in the agreement between the Third-Party Recipient and the TCEQ. Specifically, the Performing Party shall use SEP funds to assist low-income residents in the West Port Arthur area by: 1) conducting home energy audits; 2) weatherizing homes to improve energy efficiency; and/or 3) repairing or replacing heating/cooling systems and major appliances with new, energy-efficient equipment. Weatherizing homes may include costs of caulking openings as well as insulating walls, floors, and attics in homes. Any heating/cooling systems or major appliances that are replaced must be scrapped and must not be reused in any way. Performing Party shall use consistent and reliable criteria for determining the low-income status of residents assisted with SEP funds. |            |        |            |           | 8,840.00   | 8,840.00   |            |
| AQ  | 40834                | Southern Union Pipeline, Ltd.   | 07/31/2011 | 1.00:1 | 7,250.00   | 1,450.00  | 2,900.00   | 2,900.00   | 2,900.00   |
|   | POLLUTION PREVENTION | Project will fuse funds to aid local school districts, area transit agencies, and local governments in need of funding assistance to pay for the cost of the following activities to reduce emissions: 1) replacing older diesel buses with alternative fueled or clean diesel buses; or 2) retrofitting older diesel buses with new cleaner technology. RC&D shall disburse funds to school districts, area transit agencies, or local governments on a needs-rated basis, using non-attainment area status, condition of buses, or economic status of recipient as possible rating factors if competition for funds exists.<br><br>Minimum Contribution: \$1,500  |            |        |            |           | 2,900.00   | 2,900.00   |            |
| AQ  | 40987                | SABINA PETROCHEMICALS LLC   | 07/31/2011 | 1.00:1 | 44,000.00  | 8,800.00  | 17,600.00  | 17,600.00  | 17,600.00  |
|   | POLLUTION PREVENTION | Respondent shall contribute the SEP Offset Amount to the Third-Party Recipient named above. The contribution will be to Texas Air Research Center for the Flare Minimization and Air Quality Modeling project. The contribution will be used in accordance with the Supplemental Environmental Project executed on October 30, 2009, between the Third-Party Recipient and the TCEQ (the "Project"). Specifically, the SEP Offset Amount will be used for advanced modeling involving utilizing optimization and plant-wide dynamic simulation to cause reductions in flaring during turnaround operations at industrial facilities. Flaring during turnaround operations (startups and shutdowns) at industrial facilities is a substantial source of both volatile organic compounds (VOCs) and highly reactive volatile organic compounds (HRVOCs), and flaring results in considerable loss of energy and resources. Reductions in VOC and HRVOC emissions are expected to occur primarily through reducing the duration of turnar    |            |        |            |           | 17,600.00  | 17,600.00  |            |
| AQ  | 39883                | DCP Midstream, LP   | 03/07/2011 | 1.00:1 | 363,829.00 | 72,765.00 | 145,532.00 | 145,532.00 | 145,532.00 |
|   | POLLUTION PREVENTION | The Respondent shall contribute the SEP offset amount to the Third-Party Recipient named above. The contribution will be to Texas PTA for the Clean School Bus Program as set forth in an agreement between the Third-Party Recipient and the TCEQ. Specifically, the contribution will be used to reimburse local school districts for the cost of the following activities to reduce emissions: 1) replacing older diesel buses with alternative fuelled or clean diesel buses; or 2) retrofitting older diesel buses with new, cleaner technology. All dollars contributed will be used solely for the direct cost of the project and no portion will be spent on administrative costs. The SEP will be done in accordance with all federal, state and local environmental laws and regulations.   |            |        |            |           | 145,532.00 | 145,532.00 |            |
| * There are Multiple Respondent Names associated to this Case No. |                      |   |            |        |            |           |            |            |            |



## Appendix 4: List of SEP's & SEP Projects - FY2011

### Single Program

|    |       |                                    |  |        |            |           |            |            |            |
|----|-------|------------------------------------|--|--------|------------|-----------|------------|------------|------------|
| AQ | 40312 | Huntsman Petrochemical Corporation | 07/02/2011   | 1.00:1 | 10,000.00  | 2,000.00  | 4,000.00   | 4,000.00   | 4,000.00   |
|    |       | POLLUTION PREVENTION               | SEP funds will be used by the Third-Party Recipient to purchase equipment (such as automated canister samplers), hardware, software, and licenses to enable the monitoring, and for the cost of operating, maintaining, and periodically upgrading or adding to these air monitoring stations along with ancillary equipment approved by TCEQ. Performing Party shall ensure that the data is validated and sent to TCEQ's Leading Environmental Analysis and Display (LEADS) system. All costs associated with the collection, transfer, and formatting of these data to be compatible with the LEADS system is the responsibility of the Third-Party Recipient.  |        |            |           |            | 4,000.00   | 4,000.00   |
| AQ | 38480 | Turner Industries Group, L.L.C.    | 04/18/2011   | 1.00:1 | 18,125.00  | 3,625.00  | 7,250.00   | 7,250.00   | 7,250.00   |
|    |       | POLLUTION PREVENTION               | The Respondent shall contribute to the SEP offset amount to the Third-Party Recipient named above. The contribution will be to Texas Association of Resource Conservation and Development Areas, Inc. to be used for the RC&D Abandoned Tire Clean-Up Program as set forth in an agreement between the Third-Party Recipient and the TCEQ. Specifically, the contribution will be used to clean-up sites where tires have been disposed of illegally. Eligible sites will be limited to those where a responsible party cannot be found and where reasonable efforts have been made to prevent the dumping. SEP monies will be used to pay for the direct cost of collecting and disposing of tires. All dollars contributed will be used solely for the direct cost of the project and no portion will be spent on administrative costs. The SEP will be done in accordance with all federal, state and local environmental laws and regulations.   |        |            |           |            | 7,250.00   | 7,250.00   |
| AQ | 40696 | Valero Refining-Texas, L.P.        | 06/20/2011   | 1.00:1 | 10,000.00  | 2,000.00  | 4,000.00   | 4,000.00   | 4,000.00   |
|    |       | POLLUTION PREVENTION               | Project will fuse funds to aid local school districts, area transit agencies, and local governments in need of funding assistance to pay for the cost of the following activities to reduce emissions: 1) replacing older diesel buses with alternative fueled or clean diesel buses; or 2) retrofitting older diesel buses with new cleaner technology. RC&D shall disburse funds to school districts, area transit agencies, or local governments on a needs-rated basis, using non-attainment area status, condition of buses, or economic status of recipient as possible rating factors if competition for funds exists.<br><br>Minimum Contribution: \$1,500   |        |            |           |            | 4,000.00   | 4,000.00   |
| AQ | 40310 | INEOS USA LLC                      | 06/20/2011   | 1.00:1 | 411,776.00 | 82,355.00 | 164,711.00 | 164,710.00 | 164,710.00 |
|    |       | POLLUTION PREVENTION               | The Respondent shall contribute the SEP offset amount to the Third-Party Recipient named above. The contribution will be used by Brazoria County for the Brazoria County Vehicle and Equipment Program as set forth in an agreement between the Third-Party Recipient and the TCEQ. The Third-Party Recipient shall use SEP funds to: 1) retire current diesel powered or gasoline-powered vehicles and equipment and replace those vehicles and equipment with alternative-fueled or low-emission vehicles or equipment; 2) convert current vehicles and equipment to alternative-fueled vehicles or equipment; or 3) retrofit current gasoline-powered and diesel-powered vehicles and equipment to decrease emissions from those sources. SEP funds may only be used for: 1) the incremental costs of purchase of alternative-fueled or lower emission vehicles or equipment or retrofit of existing vehicles or equipment; 2) the incremental cost of purchase of alternative fuels versus regular gasoline or diesel fuels; or 3) |        |            |           |            | 164,710.00 | 164,710.00 |
| AQ | 39614 | AET Inc Limited                    | 08/27/2011   | 1.00:1 | 36,000.00  | 0.00      | 18,000.00  | 18,000.00  | 18,000.00  |

\* There are Multiple Respondent Names associated to this Case No.

## Appendix 4: List of SEP's & SEP Projects - FY2011

### Single Program

|    |                      |   |            |           |           |           |           |           |           |
|----|----------------------|---|------------|-----------|-----------|-----------|-----------|-----------|-----------|
|    | POLLUTION REDUCTION  | The SEP Offset Amount shall be used to perform energy efficiency upgrades on public buildings and infrastructure. Specifically, the SEP Offset Amount may only be used for: 1) the cost of conducting energy efficiency audits; 2) the incremental cost for construction or implementation of energy-efficiency upgrades (versus the cost of non-energy efficiency upgrades); 3) the incremental cost of purchase of equipment or appliances that are more energy-efficient (versus the cost of purchasing non-energy efficient equipment or appliances); or 4) other direct costs authorized in advance and in writing by TCEQ. The SEP Offset Amount may only be used for the direct cost of performing this project and no portion will be spent on administrative costs. For items 2, 3, and 4 above, the Third-Party Administrator shall submit a budget and proposals for expenditure to TCEQ for written approval prior to the use of the SEP Offset Amount. | 18,000.00  | 18,000.00 |           |           |           |           |           |
| AQ | 39691                | DCP Midstream, LP   | 02/20/2011 | 1.00:1    | 55,350.00 | 11,070.00 | 22,140.00 | 22,140.00 | 22,140.00 |
|    | POLLUTION PREVENTION | The Respondent shall contribute to the Third-Party Recipient pursuant to the agreement between the Third-Party Recipient and the TCEQ. Specifically, the contribution will be used to aid local school districts, area transit agencies, and local governments in need of funding assistance to pay for the cost of the following activities to reduce emissions: 1) replacing older diesel buses with alternative fuelled or clean diesel buses; or 2) retrofitting older diesel buses with new, cleaner technology. The funds will be disbursed on a needs-rated basis, using non-attainment area status, condition of buses, and economic status of the recipient as possible rating factors if competition for the funds exists. To maximize funds, retrofitting will take priority over replacement of buses. Older buses deemed not suitable for retrofitting will be permanently retired and sold only for scrap.  | 22,140.00  | 22,140.00 |           |           |           |           |           |
| AQ | 40562                | Sherwin Alumina, L.P.   | 05/08/2011 | 1.00:1    | 4,550.00  | 910.00    | 1,820.00  | 1,820.00  | 1,820.00  |
|    | POLLUTION PREVENTION | Project will fuse funds to aid local school districts, area transit agencies, and local governments in need of funding assistance to pay for the cost of the following activities to reduce emissions: 1) replacing older diesel buses with alternative fueled or clean diesel buses; or 2) retrofitting older diesel buses with new cleaner technology. RC&D shall disburse funds to school districts, area transit agencies, or local governments on a needs-rated basis, using non-attainment area status, condition of buses, or economic status of recipient as possible rating factors if competition for funds exists.<br><br>Minimum Contribution: \$1,500  | 1,820.00   | 1,820.00  |           |           |           |           |           |
| AQ | 40706                | Flint Hills Resources Port Arthur, LLC  | 06/20/2011 | 1.00:1    | 20,000.00 | 4,000.00  | 8,000.00  | 8,000.00  | 8,000.00  |
|    | POLLUTION PREVENTION | SEP Funds will be used to conduct home energy audits, to make repairs and upgrades to older homes, and to cover the incremental cost of replacing older energy-inefficient appliances with more energy-efficient ones for low-income homeowners in the West Port Arthur area. This project is an pollution reduction project that will result in a reduction of air pollutants in the airshed.  | 8,000.00   | 8,000.00  |           |           |           |           |           |
| AQ | 41213                | LANXESS Corporation   | 08/27/2011 | 1.00:1    | 6,275.00  | 1,255.00  | 2,510.00  | 2,510.00  | 2,510.00  |

\* There are Multiple Respondent Names associated to this Case No.

## Appendix 4: List of SEP's & SEP Projects - FY2011

### Single Program

|    |                      |  |            |        |           |          |          |          |          |
|----|----------------------|--|------------|--------|-----------|----------|----------|----------|----------|
|    | POLLUTION PREVENTION | Specifically, the SEP Offset Amount will be used to perform energy efficiency upgrades on public buildings and infrastructure. The SEP Offset Amount may only be used for: (1) the cost of conducting energy efficiency audits; (2) the incremental cost for construction or implementation of energy-efficiency upgrades (versus the cost of non-energy efficiency upgrades); (3) the incremental cost of purchase of equipment or appliances that are more energy-efficient (versus the cost of purchasing non-energy efficient equipment or appliances); or (4) other direct costs authorized in advance by TCEQ. The SEP Offset Amount may only be used for the direct cost of performing this project and no portion will be spent on administrative costs. For items 2, 3, and 4 above, Performing Party shall submit a budget and proposals for expenditure to TCEQ for written approval prior to the use of SEP Funds.<br><br>Modifications may include but are not limited to weatherization; energy-reduction modifications such a |            |        |           |          | 2,510.00 | 2,510.00 |          |
| AQ | 40866                | LyondellBasell Acetyls, LLC  | 07/31/2011 | 1.00:1 | 17,175.00 | 0.00     | 8,588.00 | 8,587.00 | 8,587.00 |
|    | POLLUTION PREVENTION | The Respondent will contribute to Barbers Hill Independent School District's ("Barbers Hill ISD") Alternative Fueled Vehicle and Equipment Program in Chambers County. The contribution will be used in accordance with the Supplemental Environmental Project Agreement between Barbers Hill ISD and the Texas Commission on Environmental Quality. SEP monies will be used to retire current diesel-powered or gasoline powered vehicles and equipment and replace those vehicles and equipment with alternative-fueled vehicles and equipment; convert current vehicles and equipment to alternative-fueled equipment; or retrofit current gasoline or diesel-powered equipment.<br><br>Environmental Benefits: Replacement of gasoline and diesel powered lawnmowers, heavy equipment, and vehicles with lower-emission items will reduce air pollution emissions of particulate matter (PM), volatile organic carbon (VOC) compounds, nitrogen oxides (NOx), and other pollutants associated with the combustion of fuel.               |            |        |           |          | 8,587.00 | 8,587.00 |          |
| AQ | 40953                | Enterprise Products Operating LLC  | 07/02/2011 | 1.00:1 | 2,625.00  | 525.00   | 1,050.00 | 1,050.00 | 1,050.00 |
|    | POLLUTION PREVENTION | The Respondent will contribute to Barbers Hill Independent School District's ("Barbers Hill ISD") Alternative Fueled Vehicle and Equipment Program in Chambers County. The contribution will be used in accordance with the Supplemental Environmental Project Agreement between Barbers Hill ISD and the Texas Commission on Environmental Quality. SEP monies will be used to retire current diesel-powered or gasoline powered vehicles and equipment and replace those vehicles and equipment with alternative-fueled vehicles and equipment; convert current vehicles and equipment to alternative-fueled equipment; or retrofit current gasoline or diesel-powered equipment.<br><br>Environmental Benefits: Replacement of gasoline and diesel powered lawnmowers, heavy equipment, and vehicles with lower-emission items will reduce air pollution emissions of particulate matter (PM), volatile organic carbon (VOC) compounds, nitrogen oxides (NOx), and other pollutants associated with the combustion of fuel.               |            |        |           |          | 1,050.00 | 1,050.00 |          |
| AQ | 40313                | ISP Technologies Inc.  | 05/08/2011 | 1.00:1 | 5,250.00  | 1,050.00 | 2,100.00 | 2,100.00 | 2,100.00 |

\* There are Multiple Respondent Names associated to this Case No.

## Appendix 4: List of SEP's & SEP Projects - FY2011

### Single Program

|    |                      |                                   |   |        |           |          |          |          |          |
|----|----------------------|-----------------------------------|---|--------|-----------|----------|----------|----------|----------|
|    | POLLUTION PREVENTION |                                   | The Respondent shall contribute to the Third-Party Recipient pursuant to the agreement between the Third-Party Recipient and the TCEQ. Specifically, the contribution will be used to aid local school districts, area transit agencies, and local governments in need of funding assistance to pay for the cost of the following activities to reduce emissions: 1) replacing older diesel buses with alternative fuelled or clean diesel buses; or 2) retrofitting older diesel buses with new, cleaner technology. The funds will be disbursed on a needs-rated basis, using non-attainment area status, condition of buses, and economic status of the recipient as possible rating factors if competition for the funds exists. To maximize funds, retrofitting will take priority over replacement of buses. Older buses deemed not suitable for retrofitting will be permanently retired and sold only for scrap.<br><br>Acceptable retrofit technologies include particulate matter traps, diesel particulate matter filters, nitrogen oxides (NOx) reduction catalyst technology in combination with diesel particulate filters, and other emission control technologies that are developed and approved by the United States Environmental Protection Agency ("EPA") or the California Air Resources Board. |        |           |          | 2,100.00 | 2,100.00 |          |
| AQ | 40352                | Enterprise Products Operating LLC | 03/19/2011  | 1.00:1 | 6,448.00  | 1,289.00 | 2,580.00 | 2,579.00 | 2,579.00 |
|    | POLLUTION PREVENTION |                                   | The Respondent shall contribute the SEP offset amount to the Third-Party Recipient named above. The contribution will be to Barbers Hill Independent School District for the Alternative Fueled Vehicle and Equipment Program as set forth in an agreement between the Third-Party Recipient and the TCEQ. SEP monies will be used to retire current diesel-powered or gasoline powered vehicles and equipment and replace those vehicles and equipment with alternative-fueled vehicles and equipment; convert current vehicles and equipment to alternative-fueled equipment; or retrofit current gasoline or diesel-powered equipment.   |        |           |          |          | 2,579.00 | 2,579.00 |
| AQ | 41182                | City of Austin                    | 08/13/2011  | 1.00:1 | 1,875.00  | 375.00   | 0.00     | 1,500.00 | 1,500.00 |
|    | POLLUTION PREVENTION |                                   | Respondent shall contribute the SEP offset amount to the Third-Party Recipient named above. The contribution will be to the Austin Parks Foundation for the Restoration and Rehabilitation of the Barton Springs Pool Bypass Tunnel. The contribution will be used in accordance with the Supplemental Environmental Project Agreement between the Third-Party Recipient and the TCEQ (the "Project"). The deteriorated condition of the Barton Springs Pool Bypass tunnel results in a significant increase of pollutants from urban runoff into the pool. Specifically, this SEP will restore and rehabilitate the Barton Springs Pool bypass tunnel inlet grate and outlet valve by providing funds for the engineering design, materials and construction activities to repair the tunnel.  |        |           |          |          | 1,500.00 | 1,500.00 |
| AQ | 39643                | Akzo Nobel Surface Chemistry LLC  | 02/05/2011  | 1.00:1 | 15,960.00 | 0.00     | 7,980.00 | 7,980.00 | 7,980.00 |

\* There are Multiple Respondent Names associated to this Case No.

## Appendix 4: List of SEP's & SEP Projects - FY2011

### Single Program

|    |       |                                      |  |        |           |           |           |           |           |
|----|-------|--------------------------------------|--|--------|-----------|-----------|-----------|-----------|-----------|
|    |       | POLLUTION PREVENTION                 | The Respondent shall contribute the SEP offset amount to the Third-Party Recipient named above. The contribution will be to Houston-Galveston AERCO for the Clean Cities/Clean Vehicles Program as set forth in an agreement between the Third-Party Recipient and the TCEQ. SEP monies will be used to aid local school districts and area transit agencies in reaching local match requirements mandated by the Federal Highway Administration's ("FHWA") Congestion Mitigation/Air Quality Funding program. SEP monies will be disbursed to school districts and transit agencies in need of funding assistance in the Houston-Galveston non-attainment area. Those SEP monies will be used exclusively by the school districts and transit agencies as supplements to meet the local match requirements of the EPA. SEP monies will be used to pay for the cost of replacing older diesel buses with alternative fueled or clean diesel buses. The old buses will be permanently retired and only sold for scrap. The schools and transit agencies will also use the SEP monies to retrofit more buses to reduce emissions. Houston-Galveston AERCO will send the TCEQ verification in the form of paid invoices and other documentation to show that the retrofits were completed. Retrofit technologies include particulate matter traps, diesel particulate matter filters, NOx reduction catalyst technology in combination with diesel particulate filters, and other emission control technologies that are developed and approved by EPA or the California Air Resources Board. |        |           |           | 7,980.00  | 7,980.00  |           |
| AQ | 41164 | OTAL PETROCHEMICALS USA INC.         | 08/27/2011   | 1.00:1 | 10,000.00 | 2,000.00  | 4,000.00  | 4,000.00  | 4,000.00  |
|    |       | POLLUTION PREVENTION                 | SEP Funds will be used to conduct home energy audits, to make repairs and upgrades to older homes, and to cover the incremental cost of replacing older energy-inefficient appliances with more energy-efficient ones for low-income homeowners in the West Port Arthur area. This project is an pollution reduction project that will result in a reduction of air pollutants in the airshed.   |        |           |           | 4,000.00  | 4,000.00  |           |
| AQ | 40329 | The Dow Chemical Company             | 05/08/2011   | 1.00:1 | 96,975.00 | 19,395.00 | 38,790.00 | 38,790.00 | 38,790.00 |
|    |       | POLLUTION PREVENTION                 | The Respondent shall contribute the SEP offset amount to the Third-Party Recipient named above. The contribution will be used by Brazoria County for the Brazoria County Vehicle and Equipment Program as set forth in an agreement between the Third-Party Recipient and the TCEQ. The Third-Party Recipient shall use SEP funds to: 1) retire current diesel powered or gasoline-powered vehicles and equipment and replace those vehicles and equipment with alternative-fueled or low-emission vehicles or equipment; 2) convert current vehicles and equipment to alternative-fueled vehicles or equipment; or 3) retrofit current gasoline-powered and diesel-powered vehicles and equipment to decrease emissions from those sources. SEP funds may only be used for: 1) the incremental costs of purchase of alternative-fueled or lower emission vehicles or equipment or retrofit of existing vehicles or equipment; 2) the incremental cost of purchase of alternative fuels versus regular gasoline or diesel fuels; or 3)   |        |           |           | 38,790.00 | 38,790.00 |           |
| AQ | 40432 | E. I. du Pont de Nemours and Company | 04/18/2011   | 1.00:1 | 27,675.00 | 5,535.00  | 11,070.00 | 11,070.00 | 11,070.00 |

\* There are Multiple Respondent Names associated to this Case No.

## Appendix 4: List of SEP's & SEP Projects - FY2011

### Single Program

|    |                      |  |            |           |           |          |          |           |           |
|----|----------------------|--|------------|-----------|-----------|----------|----------|-----------|-----------|
|    | POLLUTION PREVENTION | The Respondent shall contribute the SEP offset amount to the Third-Party Recipient named above. The contribution will be to Texas Air Quality Research Center at Lamar University for the Flare Speciation and Air Quality Modeling project to be used as set forth in an agreement between the Third-Party Recipient and the TCEQ. SEP funds will be used for advanced modeling and simulations to identify the VOC species generated and emitted from industrial flares at chemical process facilities under various operating conditions and environmental conditions as well as determine the Combustion Efficiency (CE) and Destruction and Removal Efficiency (DRE). All monies contributed will be used solely for the direct cost of the project and no portion will be spent on administrative costs. The SEP will be done in accordance with all federal, state and local environmental laws and regulations.  | 11,070.00  | 11,070.00 |           |          |          |           |           |
| AQ | 40427                | Chevron Phillips Chemical Company LP   | 04/18/2011 | 1.00:1    | 5,150.00  | 1,030.00 | 2,060.00 | 2,060.00  | 2,060.00  |
|    | POLLUTION PREVENTION | The Respondent will contribute to Barbers Hill Independent School District's ("Barbers Hill ISD") Alternative Fueled Vehicle and Equipment Program in Chambers County. The contribution will be used in accordance with the Supplemental Environmental Project Agreement between Barbers Hill ISD and the Texas Commission on Environmental Quality. SEP monies will be used to retire current diesel-powered or gasoline powered vehicles and equipment and replace those vehicles and equipment with alternative-fueled vehicles and equipment; convert current vehicles and equipment to alternative-fueled equipment; or retrofit current gasoline or diesel-powered equipment.<br>Environmental Benefits: Replacement of gasoline and diesel powered lawnmowers, heavy equipment, and vehicles with lower-emission items will reduce air pollution emissions of particulate matter (PM), volatile organic carbon (VOC) compounds, nitrogen oxides (NOx), and other pollutants associated with the combustion of fuel.   | 2,060.00   | 2,060.00  |           |          |          |           |           |
| AQ | 39926                | Gulf Coast Waste Disposal Authority  | 03/07/2011 | 1.00:1    | 17,100.00 | 3,420.00 | 0.00     | 13,680.00 | 13,680.00 |
|    | POLLUTION PREVENTION | The Respondent shall contribute the SEP offset amount to the Third-Party Recipient named above. The contribution will be to Houston-Galveston AERCO for the Clean Cities/Clean Vehicles Program as set forth in an agreement between the Third-Party Recipient and the TCEQ. SEP monies will be used to aid local school districts and area transit agencies in reaching local match requirements mandated by the Federal Highway Administration's ("FHWA") Congestion Mitigation/Air Quality Funding program. SEP monies will be disbursed to school districts and transit agencies in need of funding assistance in the Houston-Galveston non-attainment area. Those SEP monies will be used exclusively by the school districts and transit agencies as supplements to meet the local match requirements of the EPA. SEP monies will be used to pay for the cost of replacing older diesel buses with alternative fueled or clean diesel buses. The old buses will be permanently retired and only sold for scrap. The schools and transit agencies will also use the SEP monies to retrofit more buses to reduce emissions. Houston-Galveston AERCO will send the TCEQ verification in the form of paid invoices and other documentation to show that the retrofits were completed. Retrofit technologies include particulate matter traps, diesel particulate matter filters, NOx reduction catalyst technology in combination with diesel particulate filters, and other emission control technologies that are developed and approved by EPA or the California Air Resources Board. | 13,680.00  | 13,680.00 |           |          |          |           |           |
| AQ | 38258                | Mobil Chemical Company Inc.  | 05/08/2011 | 1.00:1    | 12,600.00 | 2,520.00 | 5,040.00 | 5,040.00  | 5,040.00  |

\* There are Multiple Respondent Names associated to this Case No.

## Appendix 4: List of SEP's & SEP Projects - FY2011

### Single Program

|    |       |                                      |  |        |           |          |          |          |          |
|----|-------|--------------------------------------|--|--------|-----------|----------|----------|----------|----------|
|    |       | POLLUTION PREVENTION                 | The Respondent shall contribute the SEP Amount to the Third-Party Recipient pursuant to the agreement between the Third-Party Recipient and the TCEQ. Specifically, the contribution will be used to install, operate, and maintain a stationary ambient air monitoring station in the vicinity of Memorial High School Ninth Grade Campus. The station will employ canister sampling, a hydrocarbon analyzer, and/or a chromatograph. Ancillary equipment will include a sample conditioning system, a ten meter meteorological tower, a climate controlled equipment shelter, a remote communications system, and have electronic data logging capabilities. The station will continuously sample and analyze the ambient air for a wide range of hydrocarbon species in accordance with Environmental Protection Agency's recommended "TO-14" list. SEP monies will be used for the cost of purchasing, installing, operating, and maintaining the air monitoring station along with its ancillary equipment. |        |           |          | 5,040.00 | 5,040.00 |          |
| AQ | 40047 | Chevron Phillips Chemical Company LP | 03/07/2011   | 1.00:1 | 10,000.00 | 2,000.00 | 4,000.00 | 4,000.00 | 4,000.00 |
|    |       | POLLUTION PREVENTION                 | The Respondent shall contribute the SEP offset amount to the Third-Party Recipient named above. The contribution will be to Barbers Hill Independent School District for the Alternative Fueled Vehicle and Equipment Program as set forth in an agreement between the Third-Party Recipient and the TCEQ. SEP monies will be used to retire current diesel-powered or gasoline powered vehicles and equipment and replace those vehicles and equipment with alternative-fueled vehicles and equipment; convert current vehicles and equipment to alternative-fueled equipment; or retrofit current gasoline or diesel-powered equipment.<br><br>SEP funds will only be used for the incremental costs of purchase of clean fuel or lower-emission vehicles or retrofit of existing vehicles and for the purchase of these cleaner burning fuels.  |        |           |          | 4,000.00 | 4,000.00 |          |
| AQ | 39698 | Formosa Plastics Corporation, Texas  | 12/04/2010   | 1.00:1 | 17,950.00 | 3,590.00 | 7,180.00 | 7,180.00 | 7,180.00 |
|    |       | POLLUTION PREVENTION                 | The Respondent shall contribute the SEP offset amount to the Third-Party Recipient named above. The contribution will be to Texas RC&D for the Clean School Bus Program as set forth in an agreement between the Third-Party Recipient and the TCEQ. Specifically, the contribution will be used to reimburse local school districts for the cost of the following activities to reduce emissions: 1) replacing older diesel buses with alternative fuelled or clean diesel buses; or 2) retrofitting older diesel buses with new, cleaner technology. All dollars contributed will be used solely for the direct cost of the project and no portion will be spent on administrative costs. The SEP will be done in accordance with all federal, state and local environmental laws and regulations.   |        |           |          | 7,180.00 | 7,180.00 |          |
| AQ | 39493 | DCP Midstream, LP                    | 09/26/2010   | 1.00:1 | 3,550.00  | 710.00   | 1,420.00 | 1,420.00 | 1,420.00 |

\* There are Multiple Respondent Names associated to this Case No.

## Appendix 4: List of SEP's & SEP Projects - FY2011

### Single Program

|    |                      |  |            |        |            |           |           |           |           |
|----|----------------------|--|------------|--------|------------|-----------|-----------|-----------|-----------|
|    | POLLUTION PREVENTION | The Respondent shall contribute the SEP offset amount to the Third-Party Recipient named above. The contribution will be to Keep Odessa Beautiful for the Household Hazardous Waste, Tire Collection, and Recycling program to be used as set forth in an agreement between the Third-Party Recipient and the TCEQ. Specifically, SEP funds will be used to provide citizens and schools with a no-cost safe and convenient opportunity to properly dispose of harmful chemicals, and to prevent illegal dumping of tires. The following types of materials will be accepted: batteries, oil and oil filters, paints, household and/or school chemicals, and used tires. The items collected in these events will be either reused or properly disposed. Citizens may 'reuse' unused portions of properly labeled and handled chemical products through the reusable materials exchange. All dollars contributed will be used solely for the direct cost of the project and no portion will be spent on administrative costs. This project will be administered in accordance with federal, state, and local environmental laws and regulations. |            |        |            |           | 1,420.00  | 1,420.00  |           |
| AQ | 39574                | Chevron Phillips Chemical Company LP   | 04/18/2011 | 1.00:1 | 235,330.00 | 47,066.00 | 94,132.00 | 94,132.00 | 94,132.00 |
|    | POLLUTION PREVENTION | RC&D will coordinate with local city and county government officials to clean-up sites where tires have been disposed of illegally. Contributions will be used to clean up illegal tire sites. Eligible sites will be limited to areas where a responsible party can not be identified and where there is no preexisting obligation to clean up the site by the owner or government. SEP monies will be used for the direct cost of collection and disposal of debris and tires. Benefit: Helps rid communities of the dangers and health threats associated with illegal tire sites. Eligible Counties: All counties in the state of Texas that are within the boundaries of one of the 23 RC&D Areas in the state of Texas.  |            |        |            |           | 94,132.00 | 94,132.00 |           |
| AQ | 40154                | The Dow Chemical Company   | 03/07/2011 | 1.00:1 | 10,000.00  | 2,000.00  | 4,000.00  | 4,000.00  | 4,000.00  |
|    | POLLUTION PREVENTION | The Respondent shall contribute the SEP offset amount to the Third-Party Recipient named above. The contribution will be used by Brazoria County for the Brazoria County Vehicle and Equipment Program as set forth in an agreement between the Third-Party Recipient and the TCEQ. The Third-Party Recipient shall use SEP funds to: 1) retire current diesel powered or gasoline-powered vehicles and equipment and replace those vehicles and equipment with alternative-fueled or low-emission vehicles or equipment; 2) convert current vehicles and equipment to alternative-fueled vehicles or equipment; or 3) retrofit current gasoline-powered and diesel-powered vehicles and equipment to decrease emissions from those sources. SEP funds may only be used for: 1) the incremental costs of purchase of alternative-fueled or lower emission vehicles or equipment or retrofit of existing vehicles or equipment; 2) the incremental cost of purchase of alternative fuels versus regular gasoline or diesel fuels; or 3) other direct expenses authorized in advance and in writing by TCEQ.                                       |            |        |            |           | 4,000.00  | 4,000.00  |           |
| AQ | 40871                | Houston Refining LP  | 07/31/2011 | 1.00:1 | 10,000.00  | 2,000.00  | 4,000.00  | 4,000.00  | 4,000.00  |

\* There are Multiple Respondent Names associated to this Case No.



## Appendix 4: List of SEP's & SEP Projects - FY2011

### Single Program

|    |                      |  |            |        |           |          |           |           |           |
|----|----------------------|--|------------|--------|-----------|----------|-----------|-----------|-----------|
|    | POLLUTION PREVENTION | Performing Party shall use SEP Funds to perform energy efficiency upgrades on public buildings and infrastructure. Specifically, SEP Funds may only be used for: 1) the cost of conducting energy efficiency audits; 2) the incremental cost for construction or implementation of energy-efficiency upgrades (versus the cost of non-energy efficiency upgrades); 3) the incremental cost of purchase of more energy-efficient equipment or appliances (versus the cost of purchasing non-energy efficient equipment or appliances); or 4) other direct costs authorized in advance by TCEQ.<br><br>Environmental Benefits: reduce fuel and electricity usage for heating and cooling and other day-to-day operations. These reductions will reduce emissions of particulate matter (PM), volatile organic carbon (VOC) compounds, nitrogen oxides (NOx), and other pollutants associated with the combustion of fuel and generation of electricity.  |            |        |           |          | 4,000.00  | 4,000.00  |           |
| AQ | 39585                | ConocoPhillips Company   | 11/15/2010 | 1.00:1 | 70,000.00 | 0.00     | 35,000.00 | 35,000.00 | 35,000.00 |
|    | POLLUTION PREVENTION | The Respondent shall contribute to the Third-Party Recipient pursuant to the agreement between the Third-Party Recipient and the TCEQ. Specifically, the contribution will be used to aid local school districts, area transit agencies, and local governments in need of funding assistance to pay for the cost of the following activities to reduce emissions: 1) replacing older diesel buses with alternative-fueled or clean diesel buses; or 2) retrofitting older diesel buses with new, cleaner technology. The funds will be disbursed on a needs-rated basis, using non-attainment area status, condition of buses, and economic status of the recipient as possible rating factors if competition for the funds exists. To maximize funds, retrofitting will take priority over replacement of buses. Older buses deemed not suitable for retrofitting will be permanently retired and sold only for scrap.<br><br>Acceptable retrofit technologies include particulate matter traps, diesel particulate matter filters, nitrogen oxides (NOx) reduction catalyst technology in combination with diesel particulate filters, and other emission control technologies that are developed and approved by the United States Environmental Protection Agency ("EPA") or the California Air Resources Board. |            |        |           |          | 35,000.00 | 35,000.00 |           |
| AQ | 39367                | Maximus Coffee Group, LP   | 11/15/2010 | 1.00:1 | 8,560.00  | 1,712.00 | 3,424.00  | 3,424.00  | 3,424.00  |
|    | POLLUTION PREVENTION | The Respondent shall contribute the SEP offset amount to the Third-Party Recipient named above. The contribution will be used by Harris County for the Ambient Air Pollutants Monitoring Study as set forth in an agreement between the Third-Party Recipient and the TCEQ. SEP funds will be used to install or retrofit, operate, maintain, and potentially expand air monitoring stations in Harris County to continuously monitor ambient air for total non-methane hydrocarbons and hazardous air pollutants (HAPs). Specifically, SEP funds will be used to purchase equipment (such as automated canister samplers), hardware, software, and licenses to enable the monitoring. All dollars contributed will be used solely for the direct cost of the project and no portion will be spent on administrative costs. The SEP will be done in accordance with all federal, state and local environmental laws and regulations.   |            |        |           |          | 3,424.00  | 3,424.00  |           |
| AQ | 38788                | Exxon Mobil Corporation  | 03/19/2011 | 1.00:1 | 60,000.00 | 0.00     | 30,000.00 | 30,000.00 | 30,000.00 |

\* There are Multiple Respondent Names associated to this Case No.

## Appendix 4: List of SEP's & SEP Projects - FY2011

### Single Program

|    |                      |   |            |           |           |          |           |           |           |
|----|----------------------|---|------------|-----------|-----------|----------|-----------|-----------|-----------|
|    | POLLUTION REDUCTION  | Respondent shall contribute the SEP offset Amount to the Third-Party Administrator named above. The contribution will be to Barbers Hill Independent School District (Barbers Hill ISD) for the Vehicle and Equipment Program. The contribution will be used in accordance with the Supplemental Environmental Project between Barbers Hill ISD and the Texas Commission on Environmental Quality (TCEQ). The Third-Party Administrator shall 1) retire current diesel-powered or gasoline-powered vehicles and equipment and replace those vehicles and equipment with alternative-fueled or low-emission vehicles/equipment; 2) convert current vehicles and equipment to alternative-fueled vehicles/equipment; or 3) retrofit current gasoline-powered and diesel-powered vehicles and equipment to decrease emissions from those sources.    | 30,000.00  | 30,000.00 |           |          |           |           |           |
| AQ | 39565                | Exxon Mobil Corporation   | 04/18/2011 | 1.00:1    | 80,000.00 | 0.00     | 40,000.00 | 40,000.00 | 40,000.00 |
|    | POLLUTION PREVENTION | The Respondent shall contribute the SEP offset amount to the Third-Party Recipient named above. The contribution will be to Barbers Hill Independent School District for the Alternative Fueled Vehicle and Equipment Program as set forth in an agreement between the Third-Party Recipient and the TCEQ. SEP monies will be used to retire current diesel-powered or gasoline powered vehicles and equipment and replace those vehicles and equipment with alternative-fueled vehicles and equipment; convert current vehicles and equipment to alternative-fueled equipment; or retrofit current gasoline or diesel-powered equipment.<br><br>SEP funds will only be used for the incremental costs of purchase of clean fuel or lower-emission vehicles or retrofit of existing vehicles and for the purchase of these cleaner burning fuels. | 40,000.00  | 40,000.00 |           |          |           |           |           |
| AQ | 41140                | Century Asphalt, Ltd.   | 08/13/2011 | 1.00:1    | 6,500.00  | 1,300.00 | 2,600.00  | 2,600.00  | 2,600.00  |
|    | POLLUTION PREVENTION | Project will fuse funds to aid local school districts, area transit agencies, and local governments in need of funding assistance to pay for the cost of the following activities to reduce emissions: 1) replacing older diesel buses with alternative fueled or clean diesel buses; or 2) retrofitting older diesel buses with new cleaner technology. RC&D shall disburse funds to school districts, area transit agencies, or local governments on a needs-rated basis, using non-attainment area status, condition of buses, or economic status of recipient as possible rating factors if competition for funds exists.<br><br>Minimum Contribution: \$1,500  | 2,600.00   | 2,600.00  |           |          |           |           |           |
| AQ | 40519                | Huntsman Petrochemical Corporation  | 05/08/2011 | 1.00:1    | 21,700.00 | 4,340.00 | 8,680.00  | 8,680.00  | 8,680.00  |
|    | POLLUTION PREVENTION | SEP funds will be used by the Third-Party Recipient to purchase equipment (such as automated canister samplers), hardware, software, and licenses to enable the monitoring, and for the cost of operating, maintaining, and periodically upgrading or adding to these air monitoring stations along with ancillary equipment approved by TCEQ. Performing Party shall ensure that the data is validated and sent to TCEQ's Leading Environmental Analysis and Display (LEADS) system. All costs associated with the collection, transfer, and formatting of these data to be compatible with the LEADS system is the responsibility of the Third-Party Recipient.   | 8,680.00   | 8,680.00  |           |          |           |           |           |
| AQ | 40043                | Chevron Phillips Chemical Company LP  | 02/20/2011 | 1.00:1    | 23,250.00 | 4,650.00 | 9,300.00  | 9,300.00  | 9,300.00  |

\* There are Multiple Respondent Names associated to this Case No.

## Appendix 4: List of SEP's & SEP Projects - FY2011

### Single Program

|    |                      |  |            |           |           |           |           |           |           |
|----|----------------------|--|------------|-----------|-----------|-----------|-----------|-----------|-----------|
|    | POLLUTION PREVENTION | The Respondent shall contribute the SEP offset amount to the Third-Party Recipient named above. The contribution will be used by Brazoria County for the Brazoria County Vehicle and Equipment Program as set forth in an agreement between the Third-Party Recipient and the TCEQ. The Third-Party Recipient shall use SEP funds to: 1) retire current diesel powered or gasoline-powered vehicles and equipment and replace those vehicles and equipment with alternative-fueled or low-emission vehicles or equipment; 2) convert current vehicles and equipment to alternative-fueled vehicles or equipment; or 3) retrofit current gasoline-powered and diesel-powered vehicles and equipment to decrease emissions from those sources. SEP funds may only be used for: 1) the incremental costs of purchase of alternative-fueled or lower emission vehicles or equipment or retrofit of existing vehicles or equipment; 2) the incremental cost of purchase of alternative fuels versus regular gasoline or diesel fuels; or 3) other direct expenses authorized in advance and in writing by TCEQ.                     | 9,300.00   | 9,300.00  |           |           |           |           |           |
| AQ | 40195                | BASF FINA Petrochemicals Limited Partnership   | 04/18/2011 | 1.00:1    | 61,450.00 | 12,290.00 | 24,580.00 | 24,580.00 | 24,580.00 |
|    | POLLUTION PREVENTION | The Respondent shall contribute the SEP Offset Amount to the Third-Party Recipient named above. The contribution will be to Texas Air Quality Research Center at Lamar University for the Flare Speciation and Air Quality Modeling project to be used as set forth in an agreement between the Third-Party Recipient and the TCEQ. SEP funds will be used for advanced modeling and simulations to identify the VOC species generated and emitted from industrial flares at chemical process facilities under various operating conditions and environmental conditions as well as determine the Combustion Efficiency (CE) and Destruction and Removal Efficiency (DRE). All dollars contributed will be used solely for the direct cost of the project and no portion will be spent on administrative costs. The SEP will be done in accordance with all federal, state and local environmental laws and regulations.   | 24,580.00  | 24,580.00 |           |           |           |           |           |
| AQ | 40167                | Plant Process Equipment, Inc.  | 03/19/2011 | 1.00:1    | 1,530.00  | 306.00    | 612.00    | 612.00    | 612.00    |
|    | POLLUTION PREVENTION | The Respondent shall contribute the SEP offset amount to the Third-Party Recipient named above. The contribution will be to Galveston Bay Foundation to be used for the Galveston Bay Foundation "Marsh Mania" as set forth in the agreement between the Third-Party Recipient and the TCEQ. SEP monies will be used to restore shoreline elevations, growing plants for shoreline restoration, and planting new habitat. Historic subsidence and erosion have resulted in shoreline elevations which are too low to support vegetation. This project will seek to raise elevations by scraping and terracing. Scraping involves the use of earthmoving equipment to grade an eroded, bluff-like shoreline so that it slopes gradually towards the water resulting in the ability of plant growth. Terracing uses earthmoving equipment to create small levees by burrowing and stacking sediment in shallow water. The high elevation can then be planted with emergent vegetation. SEP monies will be used to pay for the direct costs of the implementation of the project, including material, equipment, and labor costs. | 612.00     | 612.00    |           |           |           |           |           |
| AQ | 40902                | Shell Chemical LP  | 07/31/2011 | 1.00:1    | 10,000.00 | 2,000.00  | 4,000.00  | 4,000.00  | 4,000.00  |

\* There are Multiple Respondent Names associated to this Case No.

## Appendix 4: List of SEP's & SEP Projects - FY2011

### Single Program

|    |                      |  |            |        |           |          |          |          |          |
|----|----------------------|--|------------|--------|-----------|----------|----------|----------|----------|
|    | POLLUTION PREVENTION | Performing Party shall use SEP Funds to perform energy efficiency upgrades on public buildings and infrastructure. Specifically, SEP Funds may only be used for: 1) the cost of conducting energy efficiency audits; 2) the incremental cost for construction or implementation of energy-efficiency upgrades (versus the cost of non-energy efficiency upgrades); 3) the incremental cost of purchase of more energy-efficient equipment or appliances (versus the cost of purchasing non-energy efficient equipment or appliances); or 4) other direct costs authorized in advance by TCEQ.<br><br>Environmental Benefits: reduce fuel and electricity usage for heating and cooling and other day-to-day operations. These reductions will reduce emissions of particulate matter (PM), volatile organic carbon (VOC) compounds, nitrogen oxides (NOx), and other pollutants associated with the combustion of fuel and generation of electricity.  |            |        |           |          | 4,000.00 | 4,000.00 |          |
| AQ | 40010                | Texmark Chemicals, Inc.  | 03/19/2011 | 1.00:1 | 21,625.00 | 4,325.00 | 8,650.00 | 8,650.00 | 8,650.00 |
|    | POLLUTION PREVENTION | The Respondent shall contribute the SEP offset amount to the Third-Party Recipient named above. The contribution will be to The Sheltering Arms to be used for the Sheltering Arms Weatherization Assistance Program as set forth in the Agreement between the Third-Party Recipient and TCEQ. The SEP offset amount shall be used to perform energy efficiency upgrades on low-income homes in Harris County. Specifically, the SEP offset amount may only be used for: 1) purchase and installation of compact fluorescent light bulbs; 2) the incremental cost of replacement of energy-inefficient fans and refrigerators with energy-efficient models; 3) the incremental cost of replacement of energy-inefficient washers and dryers with energy-efficient models; 4) sheetrock repairs to sustain and protect new attic insulation; 5) floor repairs to prevent air leaks; 6) repairs to patches made to sheetrock during the addition of all new insulation; and 7) other direct costs authorized in advance by TCEQ.   |            |        |           |          | 8,650.00 | 8,650.00 |          |
| AQ | 39967                | MEMC Pasadena, Inc.  | 02/05/2011 | 1.00:1 | 6,604.00  | 1,320.00 | 2,642.00 | 2,642.00 | 2,642.00 |
|    | POLLUTION PREVENTION | The Respondent shall contribute the SEP offset amount to the Third-Party Recipient named above. The contribution will be to Houston-Galveston AERCO for the Clean Cities/Clean Vehicles Program as set forth in an agreement between the Third-Party Recipient and the TCEQ. SEP monies will be used to aid local school districts and area transit agencies in reaching local match requirements mandated by the Federal Highway Administration's ("FHWA") Congestion Mitigation/Air Quality Funding program. SEP monies will be disbursed to school districts and transit agencies in need of funding assistance in the Houston-Galveston non-attainment area. Those SEP monies will be used exclusively by the school districts and transit agencies as supplements to meet the local match requirements of the EPA. SEP monies will be used to pay for the cost of replacing older diesel buses with alternative fueled or clean diesel buses. The old buses will be permanently retired and only sold for scrap. The schools and transit agencies will also use the SEP monies to retrofit more buses to reduce emissions. Houston-Galveston AERCO will send the TCEQ verification in the form of paid invoices and other documentation to show that the retrofits were completed. Retrofit technologies include particulate matter traps, diesel particulate matter filters, NOx reduction catalyst technology in combination with diesel particulate filters, and other emission control technologies that are developed and approved by EPA or the California Air Resources Board. |            |        |           |          | 2,642.00 | 2,642.00 |          |
| AQ | 40565                | United States Gypsum Company   | 05/08/2011 | 1.00:1 | 10,500.00 | 2,100.00 | 4,200.00 | 4,200.00 | 4,200.00 |

\* There are Multiple Respondent Names associated to this Case No.

## Appendix 4: List of SEP's & SEP Projects - FY2011

### Single Program

|    |       |                             |   |        |           |           |           |           |
|----|-------|-----------------------------|---|--------|-----------|-----------|-----------|-----------|
|    |       | POLLUTION PREVENTION        | RC&D will coordinate with local city and county government officials to clean-up sites where tires have been disposed of illegally. Contributions will be used to clean up illegal tire sites. Eligible sites will be limited to areas where a responsible party can not be identified and where there is no preexisting obligation to clean up the site by the owner or government. SEP monies will be used for the direct cost of collection and disposal of debris and tires. Benefit: Helps rid communities of the dangers and health threats associated with illegal tire sites. Eligible Counties: All counties in the state of Texas that are within the boundaries of one of the 23 RC&D Areas in the state of Texas. Estimated Time to Complete: 12 months. Estimated Cost: \$ 4,500 per collection event.   |        |           |           | 4,200.00  | 4,200.00  |
| AQ | 40065 | Linde Gas North America LLC | 05/08/2011  | 1.00:1 | 55,650.00 | 11,130.00 | 22,260.00 | 22,260.00 |
|    |       | POLLUTION PREVENTION        | The Respondent will contribute to Barbers Hill Independent School District's ("Barbers Hill ISD") Alternative Fueled Vehicle and Equipment Program in Chambers County. The contribution will be used in accordance with the Supplemental Environmental Project Agreement between Barbers Hill ISD and the Texas Commission on Environmental Quality. SEP monies will be used to retire current diesel-powered or gasoline powered vehicles and equipment and replace those vehicles and equipment with alternative-fueled vehicles and equipment; convert current vehicles and equipment to alternative-fueled equipment; or retrofit current gasoline or diesel-powered equipment. Environmental Benefits: Replacement of gasoline and diesel powered lawnmowers, heavy equipment, and vehicles with lower-emission items will reduce air pollution emissions of particulate matter (PM), volatile organic carbon (VOC) compounds, nitrogen oxides (NOx), and other pollutants associated with the combustion of fuel. |        |           |           | 22,260.00 | 22,260.00 |
| AQ | 38615 | Davis Gas Processing, Inc.  | 05/22/2011  | 1.00:1 | 93,085.00 | 18,617.00 | 37,234.00 | 37,234.00 |
|    |       | POLLUTION PREVENTION        | The Respondent shall contribute to the SEP offset amount to the Third-Party Recipient named above. The contribution will be to Texas Association of Resource Conservation and Development Areas, Inc. to be used for the RC&D Abandoned Tire Clean-Up Program as set forth in an agreement between the Third-Party Recipient and the TCEQ. Specifically, the contribution will be used to clean-up sites where tires have been disposed of illegally. Eligible sites will be limited to those where a responsible party cannot be found and where reasonable efforts have been made to prevent the dumping. SEP monies will be used to pay for the direct cost of collecting and disposing of tires. All dollars contributed will be used solely for the direct cost of the project and no portion will be spent on administrative costs. The SEP will be done in accordance with all federal, state and local environmental laws and regulations.  |        |           |           | 37,234.00 | 37,234.00 |
| AQ | 40842 | ConocoPhillips Company      | 07/02/2011  | 1.00:1 | 10,000.00 | 2,000.00  | 4,000.00  | 4,000.00  |

\* There are Multiple Respondent Names associated to this Case No.

## Appendix 4: List of SEP's & SEP Projects - FY2011

### Single Program

|    |                      |  |            |            |            |          |            |            |            |
|----|----------------------|--|------------|------------|------------|----------|------------|------------|------------|
|    | POLLUTION PREVENTION | The Respondent shall contribute the SEP offset amount to the Third-Party Recipient named above. The contribution will be used by Brazoria County for the Brazoria County Vehicle and Equipment Program as set forth in an agreement between the Third-Party Recipient and the TCEQ. The Third-Party Recipient shall use SEP funds to: 1) retire current diesel powered or gasoline-powered vehicles and equipment and replace those vehicles and equipment with alternative-fueled or low-emission vehicles or equipment; 2) convert current vehicles and equipment to alternative-fueled vehicles or equipment; or 3) retrofit current gasoline-powered and diesel-powered vehicles and equipment to decrease emissions from those sources. SEP funds may only be used for: 1) the incremental costs of purchase of alternative-fueled or lower emission vehicles or equipment or retrofit of existing vehicles or equipment; 2) the incremental cost of purchase of alternative fuels versus regular gasoline or diesel fuels; or 3) | 4,000.00   | 4,000.00   |            |          |            |            |            |
| AQ | 40190                | Houston Refining LP  | 03/07/2011 | 1.00:1     | 10,000.00  | 2,000.00 | 4,000.00   | 4,000.00   | 4,000.00   |
|    | POLLUTION PREVENTION | The Respondent shall contribute the SEP offset amount to the Third-Party Recipient named above. The contribution will be to Barbers Hill Independent School District for the Alternative Fueled Vehicle and Equipment Program as set forth in an agreement between the Third-Party Recipient and the TCEQ. SEP monies will be used to retire current diesel-powered or gasoline powered vehicles and equipment and replace those vehicles and equipment with alternative-fueled vehicles and equipment; convert current vehicles and equipment to alternative-fueled equipment; or retrofit current gasoline or diesel-powered equipment.<br><br>SEP funds will only be used for the incremental costs of purchase of clean fuel or lower-emission vehicles or retrofit of existing vehicles and for the purchase of these cleaner burning fuels.  | 4,000.00   | 4,000.00   |            |          |            |            |            |
| AQ | 37339                | Valero Refining-Texas, L.P.  | 10/25/2010 | 1.00:1     | 291,649.00 | 0.00     | 145,825.00 | 145,824.00 | 145,824.00 |
|    | POLLUTION PREVENTION | The Respondent will contribute to Texas A&M University-Kingsville, Air Quality Monitoring in San Patricio County. The contribution will be used in accordance with the Supplemental Environmental Project Agreement between Texas A&M University-Kingsville and the Texas Commission on Environmental Quality. The 3rd party will establish three air quality monitoring stations in the San Patricio Water District. The stations will consist of ambient air monitoring instruments, meteorological instruments, and ancillary equipment. The primary objective of these new monitoring stations is to provide continuous non-regulatory information on air quality. The stations will also generate data on background concentrations, pollutant transports from outside the air shed, and from the industrial district during the periods of predominant southeast to northwest wind patterns. The monitoring sites will be located at the Odem Raw Water Stations, Taft Texana Blending Station, and the San Patricio Country.    | 45,824.00  | 45,824.00  |            |          |            |            |            |
|    | POLLUTION PREVENTION | Project will repair or replace failing water systems or on-site wastewater systems for low-income homeowners. SEP funds will be used to pay for the labor and material costs related to repairing or replacing the failing systems. The recipients will not be charged for the cost of replacing or repairing the failing system.<br>Benefit: Protect water sources for drinking, recreation and wildlife from contamination from the failing treatment systems; protect public health from contaminated drinking water supplies.<br>Eligible Counties: Statewide<br>Minimum Contribution: \$2,000   | 100,000.00 | 100,000.00 |            |          |            |            |            |
| AQ | 40322                | The Lubrizol Corporation   | 04/18/2011 | 1.00:1     | 9,075.00   | 1,815.00 | 3,630.00   | 3,630.00   | 3,630.00   |

\* There are Multiple Respondent Names associated to this Case No.

## Appendix 4: List of SEP's & SEP Projects - FY2011

### Single Program

|    |                      |  |            |        |           |           |           |           |           |
|----|----------------------|--|------------|--------|-----------|-----------|-----------|-----------|-----------|
|    | POLLUTION PREVENTION | The Respondent shall contribute the SEP offset amount to the Third-Party Recipient named above. The contribution will be to Barbers Hill Independent School District for the Alternative Fueled Vehicle and Equipment Program as set forth in an agreement between the Third-Party Recipient and the TCEQ. SEP monies will be used to retire current diesel-powered or gasoline powered vehicles and equipment and replace those vehicles and equipment with alternative-fueled vehicles and equipment; convert current vehicles and equipment to alternative-fueled equipment; or retrofit current gasoline or diesel-powered equipment.  |            |        |           |           | 3,630.00  | 3,630.00  |           |
| AQ | 40425                | Delek Refining, Ltd.   | 05/08/2011 | 1.00:1 | 70,250.00 | 14,050.00 | 28,100.00 | 28,100.00 | 28,100.00 |
|    | POLLUTION PREVENTION | Project will fuse funds to aid local school districts, area transit agencies, and local governments in need of funding assistance to pay for the cost of the following activities to reduce emissions: 1) replacing older diesel buses with alternative fueled or clean diesel buses; or 2) retrofitting older diesel buses with new cleaner technology. RC&D shall disburse funds to school districts, area transit agencies, or local governments on a needs-rated basis, using non-attainment area status, condition of buses, or economic status of recipient as possible rating factors if competition for funds exists.<br><br>Minimum Contribution: \$1,500   |            |        |           |           | 28,100.00 | 28,100.00 |           |
| AQ | 39387                | The Dow Chemical Company   | 10/25/2010 | 1.00:1 | 20,000.00 | 0.00      | 10,000.00 | 10,000.00 | 10,000.00 |
|    | POLLUTION PREVENTION | The Respondent shall contribute the SEP offset amount to the Third-Party Recipient named above. The contribution will be to Houston-Galveston AERCO for the Clean Cities/Clean Vehicles Program as set forth in an agreement between the Third-Party Recipient and the TCEQ. SEP monies will be used to aid local school districts and area transit agencies in reaching local match requirements mandated by the Federal Highway Administration's ("FHWA") Congestion Mitigation/Air Quality Funding program. SEP monies will be disbursed to school districts and transit agencies in need of funding assistance in the Houston-Galveston non-attainment area. Those SEP monies will be used exclusively by the school districts and transit agencies as supplements to meet the local match requirements of the EPA. SEP monies will be used to pay for the cost of replacing older diesel buses with alternative fueled or clean diesel buses. The old buses will be permanently retired and only sold for scrap. The schools and transit agencies will also use the SEP monies to retrofit more buses to reduce emissions. Houston-Galveston AERCO will send the TCEQ verification in the form of paid invoices and other documentation to show that the retrofits were completed. Retrofit technologies include particulate matter traps, diesel particulate matter filters, NOx reduction catalyst technology in combination with diesel particulate filters, and other emission control technologies that are developed and approved by EPA or the California Air Resources Board. |            |        |           |           | 10,000.00 | 10,000.00 |           |
| AQ | 40514                | Baytown Asphalt Materials, Ltd.  | 06/20/2011 | 1.00:1 | 2,750.00  | 550.00    | 1,100.00  | 1,100.00  | 1,100.00  |

\* There are Multiple Respondent Names associated to this Case No.

## Appendix 4: List of SEP's & SEP Projects - FY2011

### Single Program

|    |                      |  |            |        |           |          |          |          |          |
|----|----------------------|--|------------|--------|-----------|----------|----------|----------|----------|
|    | POLLUTION PREVENTION | The Respondent will contribute to Barbers Hill Independent School District's ("Barbers Hill ISD") Alternative Fueled Vehicle and Equipment Program in Chambers County. The contribution will be used in accordance with the Supplemental Environmental Project Agreement between Barbers Hill ISD and the Texas Commission on Environmental Quality. SEP monies will be used to retire current diesel-powered or gasoline powered vehicles and equipment and replace those vehicles and equipment with alternative-fueled vehicles and equipment; convert current vehicles and equipment to alternative-fueled equipment; or retrofit current gasoline or diesel-powered equipment.<br>Environmental Benefits: Replacement of gasoline and diesel powered lawnmowers, heavy equipment, and vehicles with lower-emission items will reduce air pollution emissions of particulate matter (PM), volatile organic carbon (VOC) compounds, nitrogen oxides (NOx), and other pollutants associated with the combustion of fuel.             |            |        |           |          | 1,100.00 | 1,100.00 |          |
| AQ | 40744                | Shell Chemical LP  | 06/20/2011 | 1.00:1 | 10,000.00 | 2,000.00 | 4,000.00 | 4,000.00 | 4,000.00 |
|    | POLLUTION PREVENTION | -  |            |        |           |          |          | 4,000.00 | 4,000.00 |
| AQ | 40624                | The Dow Chemical Company   | 05/22/2011 | 1.00:1 | 10,000.00 | 2,000.00 | 4,000.00 | 4,000.00 | 4,000.00 |
|    | POLLUTION PREVENTION | The Respondent shall contribute the SEP offset amount to the Third-Party Recipient named above. The contribution will be used by Brazoria County for the Brazoria County Vehicle and Equipment Program as set forth in an agreement between the Third-Party Recipient and the TCEQ. The Third-Party Recipient shall use SEP funds to: 1) retire current diesel powered or gasoline-powered vehicles and equipment and replace those vehicles and equipment with alternative-fueled or low-emission vehicles or equipment; 2) convert current vehicles and equipment to alternative-fueled vehicles or equipment; or 3) retrofit current gasoline-powered and diesel-powered vehicles and equipment to decrease emissions from those sources. SEP funds may only be used for: 1) the incremental costs of purchase of alternative-fueled or lower emission vehicles or equipment or retrofit of existing vehicles or equipment; 2) the incremental cost of purchase of alternative fuels versus regular gasoline or diesel fuels; or 3) |            |        |           |          |          | 4,000.00 | 4,000.00 |
| AQ | 40506                | Exxon Mobil Corporation  | 05/08/2011 | 1.00:1 | 5,875.00  | 1,175.00 | 2,350.00 | 2,350.00 | 2,350.00 |
|    | POLLUTION PREVENTION | The Respondent will contribute to Barbers Hill Independent School District's ("Barbers Hill ISD") Alternative Fueled Vehicle and Equipment Program in Chambers County. The contribution will be used in accordance with the Supplemental Environmental Project Agreement between Barbers Hill ISD and the Texas Commission on Environmental Quality. SEP monies will be used to retire current diesel-powered or gasoline powered vehicles and equipment and replace those vehicles and equipment with alternative-fueled vehicles and equipment; convert current vehicles and equipment to alternative-fueled equipment; or retrofit current gasoline or diesel-powered equipment.<br>Environmental Benefits: Replacement of gasoline and diesel powered lawnmowers, heavy equipment, and vehicles with lower-emission items will reduce air pollution emissions of particulate matter (PM), volatile organic carbon (VOC) compounds, nitrogen oxides (NOx), and other pollutants associated with the combustion of fuel.             |            |        |           |          |          | 2,350.00 | 2,350.00 |
| AQ | 41217                | Houston Refining LP  | 08/27/2011 | 1.00:1 | 10,568.00 | 0.00     | 5,284.00 | 5,284.00 | 5,284.00 |

\* There are Multiple Respondent Names associated to this Case No.



## Appendix 4: List of SEP's & SEP Projects - FY2011

### Single Program

|    |                      |  |            |        |           |          |           |           |           |
|----|----------------------|--|------------|--------|-----------|----------|-----------|-----------|-----------|
|    | POLLUTION PREVENTION | The Respondent will contribute to Barbers Hill Independent School District's ("Barbers Hill ISD") Alternative Fueled Vehicle and Equipment Program in Chambers County. The contribution will be used in accordance with the Supplemental Environmental Project Agreement between Barbers Hill ISD and the Texas Commission on Environmental Quality. SEP monies will be used to retire current diesel-powered or gasoline powered vehicles and equipment and replace those vehicles and equipment with alternative-fueled vehicles and equipment; convert current vehicles and equipment to alternative-fueled equipment; or retrofit current gasoline or diesel-powered equipment.<br>Environmental Benefits: Replacement of gasoline and diesel powered lawnmowers, heavy equipment, and vehicles with lower-emission items will reduce air pollution emissions of particulate matter (PM), volatile organic carbon (VOC) compounds, nitrogen oxides (NOx), and other pollutants associated with the combustion of fuel.             |            |        |           |          | 5,284.00  | 5,284.00  |           |
| AQ | 38828                | Ascend Performance Materials, LLC  | 07/31/2011 | 1.00:1 | 65,564.00 | 0.00     | 32,782.00 | 32,782.00 | 32,782.00 |
|    | POLLUTION PREVENTION | The Respondent shall contribute the SEP offset amount to the Third-Party Recipient named above. The contribution will be used by Brazoria County for the Brazoria County Vehicle and Equipment Program as set forth in an agreement between the Third-Party Recipient and the TCEQ. The Third-Party Recipient shall use SEP funds to: 1) retire current diesel powered or gasoline-powered vehicles and equipment and replace those vehicles and equipment with alternative-fueled or low-emission vehicles or equipment; 2) convert current vehicles and equipment to alternative-fueled vehicles or equipment; or 3) retrofit current gasoline-powered and diesel-powered vehicles and equipment to decrease emissions from those sources. SEP funds may only be used for: 1) the incremental costs of purchase of alternative-fueled or lower emission vehicles or equipment or retrofit of existing vehicles or equipment; 2) the incremental cost of purchase of alternative fuels versus regular gasoline or diesel fuels; or 3) |            |        |           |          | 32,782.00 | 32,782.00 |           |
| AQ | 41299                | Exxon Mobil Corporation  | 08/27/2011 | 1.00:1 | 10,000.00 | 2,000.00 | 4,000.00  | 4,000.00  | 4,000.00  |
|    | POLLUTION PREVENTION | The Respondent will contribute to Barbers Hill Independent School District's ("Barbers Hill ISD") Alternative Fueled Vehicle and Equipment Program in Chambers County. The contribution will be used in accordance with the Supplemental Environmental Project Agreement between Barbers Hill ISD and the Texas Commission on Environmental Quality. SEP monies will be used to retire current diesel-powered or gasoline powered vehicles and equipment and replace those vehicles and equipment with alternative-fueled vehicles and equipment; convert current vehicles and equipment to alternative-fueled equipment; or retrofit current gasoline or diesel-powered equipment.<br>Environmental Benefits: Replacement of gasoline and diesel powered lawnmowers, heavy equipment, and vehicles with lower-emission items will reduce air pollution emissions of particulate matter (PM), volatile organic carbon (VOC) compounds, nitrogen oxides (NOx), and other pollutants associated with the combustion of fuel.             |            |        |           |          | 4,000.00  | 4,000.00  |           |
| AQ | 40585                | DCP Midstream, LP  | 05/08/2011 | 1.00:1 | 25,200.00 | 5,040.00 | 10,080.00 | 10,080.00 | 10,080.00 |

\* There are Multiple Respondent Names associated to this Case No.

## Appendix 4: List of SEP's & SEP Projects - FY2011

### Single Program

|    |                      |   |            |           |           |          |           |           |           |
|----|----------------------|---|------------|-----------|-----------|----------|-----------|-----------|-----------|
|    | POLLUTION PREVENTION | RC&D will coordinate with local city and county government officials to clean-up sites where tires have been disposed of illegally. Contributions will be used to clean up illegal tire sites. Eligible sites will be limited to areas where a responsible party can not be identified and where there is no preexisting obligation to clean up the site by the owner or government. SEP monies will be used for the direct cost of collection and disposal of debris and tires. Benefit: Helps rid communities of the dangers and health threats associated with illegal tire sites. Eligible Counties: All counties in the state of Texas that are within the boundaries of one of the 23 RC&D Areas in the state of Texas. Estimated Time to Complete: 12 months. Estimated Cost: \$ 4,500 per collection event.   | 10,080.00  | 10,080.00 |           |          |           |           |           |
| AQ | 40693                | Enterprise Products Operating LLC   | 05/22/2011 | 1.00:1    | 6,251.00  | 1,250.00 | 2,501.00  | 2,500.00  | 2,500.00  |
|    | POLLUTION PREVENTION | The Respondent will contribute to Barbers Hill Independent School District's ("Barbers Hill ISD") Alternative Fueled Vehicle and Equipment Program in Chambers County. The contribution will be used in accordance with the Supplemental Environmental Project Agreement between Barbers Hill ISD and the Texas Commission on Environmental Quality. SEP monies will be used to retire current diesel-powered or gasoline powered vehicles and equipment and replace those vehicles and equipment with alternative-fueled vehicles and equipment; convert current vehicles and equipment to alternative-fueled equipment; or retrofit current gasoline or diesel-powered equipment. Environmental Benefits: Replacement of gasoline and diesel powered lawnmowers, heavy equipment, and vehicles with lower-emission items will reduce air pollution emissions of particulate matter (PM), volatile organic carbon (VOC) compounds, nitrogen oxides (NOx), and other pollutants associated with the combustion of fuel. | 2,500.00   | 2,500.00  |           |          |           |           |           |
| AQ | 40210                | Shell Chemical LP   | 04/18/2011 | 1.00:1    | 21,346.00 | 0.00     | 10,673.00 | 10,673.00 | 10,673.00 |
|    | POLLUTION PREVENTION | The Respondent shall contribute the SEP offset amount to the Third-Party Recipient named above. The contribution will be to Barbers Hill Independent School District for the Alternative Fueled Vehicle and Equipment Program as set forth in an agreement between the Third-Party Recipient and the TCEQ. SEP monies will be used to retire current diesel-powered or gasoline powered vehicles and equipment and replace those vehicles and equipment with alternative-fueled vehicles and equipment; convert current vehicles and equipment to alternative-fueled equipment; or retrofit current gasoline or diesel-powered equipment.   | 10,673.00  | 10,673.00 |           |          |           |           |           |
| AQ | 40765                | E. I. du Pont de Nemours and Company  | 06/20/2011 | 1.00:1    | 8,375.00  | 1,675.00 | 3,350.00  | 3,350.00  | 3,350.00  |
|    | POLLUTION PREVENTION | Project will fuse funds to aid local school districts, area transit agencies, and local governments in need of funding assistance to pay for the cost of the following activities to reduce emissions: 1) replacing older diesel buses with alternative fueled or clean diesel buses; or 2) retrofitting older diesel buses with new cleaner technology. RC&D shall disburse funds to school districts, area transit agencies, or local governments on a needs-rated basis, using non-attainment area status, condition of buses, or economic status of recipient as possible rating factors if competition for funds exists. Minimum Contribution: \$1,500   | 3,350.00   | 3,350.00  |           |          |           |           |           |
| AQ | 39013                | Ascend Performance Materials, LLC   | 08/27/2011 | 1.00:1    | 22,175.00 | 0.00     | 11,088.00 | 11,087.00 | 11,087.00 |

\* There are Multiple Respondent Names associated to this Case No.

## Appendix 4: List of SEP's & SEP Projects - FY2011

### Single Program

|    |                      |  |            |            |            |           |           |            |            |
|----|----------------------|--|------------|------------|------------|-----------|-----------|------------|------------|
|    | POLLUTION REDUCTION  | The Respondent shall contribute the SEP offset amount to the Third-Party Recipient named above. The contribution will be used by Brazoria County for the Brazoria County Vehicle and Equipment Program as set forth in an agreement between the Third-Party Recipient and the TCEQ.  | 11,087.00  | 11,087.00  |            |           |           |            |            |
| AQ | 39873                | Exxon Mobil Corporation  | 03/07/2011 | 1.00:1     | 26,950.00  | 5,390.00  | 10,780.00 | 10,780.00  | 10,780.00  |
|    | POLLUTION PREVENTION | The Respondent shall contribute the SEP offset amount to the Third-Party Recipient named above. The contribution will be to Houston Regional Monitoring Corporation for the HRMC Houston Area Air Monitoring to be used as set forth in an agreement between the Third-Party Recipient and the TCEQ. SEP funds will be used to supplement existing operation of a network of ambient air monitoring stations (designated HRM Sites 1, 3, 4, 7, 8, 10, Wallisville, and Lynchburg Ferry) that continuously measure and record concentrations of ambient air pollutants. Specifically, SEP funds will be used to operate, maintain, and potentially expand portions of the existing ambient air quality monitoring network in the Houston area in order to continue to provide information on data quality and trends to the public, TCEQ, and industry representatives. SEP funds may be used to operate a single monitoring site or multiple sites contingent upon the amount of SEP funds provided. All dollars contributed will be used solely for the direct cost of the project and no portion will be spent on administrative costs. The SEP will be done in accordance with all federal, state and local environmental laws and regulations. | 10,780.00  | 10,780.00  |            |           |           |            |            |
| AQ | 39406                | 850 Pine Street, Inc.  | 11/15/2010 | 1.00:1     | 11,050.00  | 2,210.00  | 4,420.00  | 4,420.00   | 4,420.00   |
|    | POLLUTION PREVENTION | The Respondent shall contribute the SEP offset amount to the Third-Party Recipient named above. The contribution will be to Jefferson County Government to be used for the Cheek Community First Time Sewer Service for Low Income Home Owners project. Specifically, SEP monies will be used to provide first time sewer service for low-income residential customers in the Candlelight and Martel Subdivisions (Cheek Community) located in the western area of Jefferson County. This area has open sewage pits or poorly maintained septic systems which are a hazard to human health and the environment. SEP funds will be used to install wastewater infrastructure and a low pressure sewer system consisting of grinder pump stations located at each home. The project will be administered in accordance with federal, state, and local environmental laws and regulations.  | 4,420.00   | 4,420.00   |            |           |           |            |            |
| AQ | 40916                | J-W Operating Company  | 08/27/2011 | 1.00:1     | 212,500.00 | 0.00      | 0.00      | 212,500.00 | 212,500.00 |
|    | POLLUTION PREVENTION | SEP funds will be used to construct, operate, maintain, and potentially expand a network of continuous ambient monitoring stations ("CAMS") that monitor both air toxics and ozone precursors.   | 212,500.00 | 212,500.00 |            |           |           |            |            |
| AQ | 39781                | Prism Gas Systems I, L.P   | 02/05/2011 | 1.00:1     | 54,800.00  | 10,960.00 | 21,920.00 | 21,920.00  | 21,920.00  |

\* There are Multiple Respondent Names associated to this Case No.

## Appendix 4: List of SEP's & SEP Projects - FY2011

### Single Program

|    |                      |   |            |        |            |          |            |            |            |
|----|----------------------|---|------------|--------|------------|----------|------------|------------|------------|
|    | POLLUTION PREVENTION | The Respondent shall contribute to the Third-Party Recipient pursuant to the agreement between the Third-Party Recipient and the TCEQ. Specifically, the contribution will be used to aid local school districts, area transit agencies, and local governments in need of funding assistance to pay for the cost of the following activities to reduce emissions: 1) replacing older diesel buses with alternative fuelled or clean diesel buses; or 2) retrofitting older diesel buses with new, cleaner technology. The funds will be disbursed on a needs-rated basis, using non-attainment area status, condition of buses, and economic status of the recipient as possible rating factors if competition for the funds exists. To maximize funds, retrofitting will take priority over replacement of buses. Older buses deemed not suitable for retrofitting will be permanently retired and sold only for scrap.<br><br>Acceptable retrofit technologies include particulate matter traps, diesel particulate matter filters, nitrogen oxides (NOx) reduction catalyst technology in combination with diesel particulate filters, and other emission control technologies that are developed and approved by the United States Environmental Protection Agency ("EPA") or the California Air Resources Board. |            |        |            |          | 21,920.00  | 21,920.00  |            |
| AQ | 40694                | Eastman Chemical Company  | 05/22/2011 | 1.00:1 | 10,000.00  | 2,000.00 | 4,000.00   | 4,000.00   | 4,000.00   |
|    | POLLUTION PREVENTION | Project will fuse funds to aid local school districts, area transit agencies, and local governments in need of funding assistance to pay for the cost of the following activities to reduce emissions: 1) replacing older diesel buses with alternative fueled or clean diesel buses; or 2) retrofitting older diesel buses with new cleaner technology. RC&D shall disburse funds to school districts, area transit agencies, or local governments on a needs-rated basis, using non-attainment area status, condition of buses, or economic status of recipient as possible rating factors if competition for funds exists.<br><br>Minimum Contribution: \$1,500  |            |        |            |          | 4,000.00   | 4,000.00   |            |
| AQ | 38689                | DCP Midstream, LP   | 03/07/2011 | 1.00:1 | 755,251.00 | 0.00     | 377,626.00 | 377,625.00 | 377,625.00 |
|    | POLLUTION PREVENTION | The Respondent shall contribute the SEP offset amount to the Third-Party Recipient named above. The contribution will be to Texas PTA for the Clean School Bus Program as set forth in an agreement between the Third-Party Recipient and the TCEQ. Specifically, the contribution will be used to reimburse local school districts for the cost of the following activities to reduce emissions: 1) replacing older diesel buses with alternative fuelled or clean diesel buses; or 2) retrofitting older diesel buses with new, cleaner technology. All dollars contributed will be used solely for the direct cost of the project and no portion will be spent on administrative costs. The SEP will be done in accordance with all federal, state and local environmental laws and regulations.   |            |        |            |          | 377,625.00 | 377,625.00 |            |
| AQ | 38141                | Shell Oil Company   | 10/25/2010 | 1.00:1 | 51,570.00  | 0.00     | 25,785.00  | 25,785.00  | 25,785.00  |
|    | POLLUTION PREVENTION | The Respondents shall contribute the SEP offset amount to the Third-Party Recipient named above. The Contribution will be to Houston Regional Monitoring Corporation for the Houston Area Monitoring program as set forth in an agreement between the Third-Party Recipient and the TCEQ. Performing Party shall use SEP Funds to operate, maintain, and potentially expand portions of the existing Houston Regional Monitoring Corporation Ambient Air Quality Monitoring Network in the Houston area in order to continue to provide information on data quality and trends to the public, TCEQ, and industry representatives. SEP funds may be used to operate a single monitoring site or multiple sites contingent upon the amount of SEP funds provided.   |            |        |            |          | 25,785.00  | 25,785.00  |            |

\* There are Multiple Respondent Names associated to this Case No.

## Appendix 4: List of SEP's & SEP Projects - FY2011

### Single Program

|    |       |                         |   |        |           |          |           |           |           |
|----|-------|-------------------------|---|--------|-----------|----------|-----------|-----------|-----------|
| AQ | 39063 | Exxon Mobil Corporation | 10/15/2010  | 1.00:1 | 40,000.00 | 0.00     | 20,000.00 | 20,000.00 | 20,000.00 |
|    |       | POLLUTION PREVENTION    | <p>The Respondent shall contribute the SEP offset amount to the Third-Party Recipient named above. The Contribution will be to Houston Regional Monitoring Corporation for the Houston Area Monitoring program as set forth in an agreement between the Third-Party Recipient and the TCEQ. Performing Party shall use SEP Funds to operate, maintain, and potentially expand portions of the existing Houston Regional Monitoring Corporation Ambient Air Quality Monitoring Network in the Houston area in order to continue to provide information on data quality and trends to the public, TCEQ, and industry representatives. SEP funds may be used to operate a single monitoring site or multiple sites contingent upon the amount of SEP funds provided.</p>   |        |           |          | 20,000.00 | 20,000.00 |           |
| AQ | 41104 | Equistar Chemicals, LP  | 08/27/2011  | 1.00:1 | 20,000.00 | 4,000.00 | 8,000.00  | 8,000.00  | 8,000.00  |
|    |       | POLLUTION PREVENTION    | <p>Performing Party shall use SEP Funds to perform energy efficiency upgrades on public buildings and infrastructure. Specifically, SEP Funds may only be used for: 1) the cost of conducting energy efficiency audits; 2) the incremental cost for construction or implementation of energy-efficiency upgrades (versus the cost of non-energy efficiency upgrades); 3) the incremental cost of purchase of more energy-efficient equipment or appliances (versus the cost of purchasing non-energy efficient equipment or appliances); or 4) other direct costs authorized in advance by TCEQ.</p> <p>Environmental Benefits: reduce fuel and electricity usage for heating and cooling and other day-to-day operations. These reductions will reduce emissions of particulate matter (PM), volatile organic carbon (VOC) compounds, nitrogen oxides (NOx), and other pollutants associated with the combustion of fuel and generation of electricity.</p>  |        |           |          | 8,000.00  | 8,000.00  |           |
| AQ | 39162 | INEOS Nova, LLC         | 05/08/2011  | 1.00:1 | 10,250.00 | 2,050.00 | 4,100.00  | 4,100.00  | 4,100.00  |
|    |       | POLLUTION PREVENTION    | <p>The Respondent shall contribute the SEP Offset Amount to the Third-Party Recipient named above. The contribution will be to Houston-Galveston AERCO for the Clean Cities/Clean Vehicles Program as set forth in an agreement between the Third-Party Recipient and the TCEQ. SEP monies will be used to aid local school districts and area transit agencies in reaching local match requirements mandated by the Federal Highway Administration's ("FHWA") Congestion Mitigation/Air Quality funding program. SEP monies will be disbursed to school districts and transit agencies in need of funding assistance in the Houston-Galveston non-attainment area. Those SEP monies will be used exclusively by the school districts and transit agencies as supplements to meet the local match requirements of the EPA. SEP monies will be used to pay for the cost of replacing older diesel buses with alternative fueled or clean diesel buses. The old buses will be permanently retired and only sold for scrap. The schools and transit agencies will also use the SEP monies to retrofit more buses to reduce emissions. Houston-Galveston AERCO will send the TCEQ verification in the form of paid invoices and other documentation to show that the retrofits were completed. Retrofit technologies include particulate matter traps, diesel particulate matter filters, NOx reduction catalyst technology in combination with diesel particulate filters, and other emission control technologies that are developed and approved by EPA or the California Air Resources Board.</p> |        |           |          | 4,100.00  | 4,100.00  |           |
| AQ | 37604 | Albemarle Corporation   | 12/25/2010  | 1.00:1 | 12,690.00 | 0.00     | 6,345.00  | 6,345.00  | 6,345.00  |

\* There are Multiple Respondent Names associated to this Case No.

## Appendix 4: List of SEP's & SEP Projects - FY2011

### Single Program

|    |                      |   |            |          |           |          |          |          |          |
|----|----------------------|---|------------|----------|-----------|----------|----------|----------|----------|
|    | CLEAN UP             | Performing party shall coordinate with local city and county government officials and private entities to clean up sites where tires have been disposed of illegally, or to conduct tire collection events where residents will be able to drop off tires for proper disposal or recycling.   | 6,345.00   | 6,345.00 |           |          |          |          |          |
| AQ | 39307                | BASF FINA Petrochemicals Limited Partnership  | 09/26/2010 | 1.00:1   | 9,775.00  | 1,955.00 | 3,910.00 | 3,910.00 | 3,910.00 |
|    | POLLUTION PREVENTION | The Respondent shall contribute the SEP Amount to the Third-Party Recipient named above. The contribution will be Southeast Texas Regional Planning Commission to be used for the West Port Arthur Home Energy Efficiency Program as set forth in agreement between the Third-Party Recipient and the TCEQ. Specifically, the Performing Party shall use SEP Funds to assist low-income residents in the West Port Arthur area by: 1) conducting home energy audits; 2) weatherizing homes to improve energy efficiency; and/or 3) repairing or replacing heating/cooling systems and major appliances with new, energy-efficient equipment. Weatherizing homes may include costs of caulking openings as well as insulating walls, floors, and attics in homes. Any heating/cooling systems or major appliances that are replaced must be scrapped and must not be reused in any way. Performing Party shall use consistent and reliable criteria for determining the low-income status of residents assisted with SEP Funds.  | 3,910.00   | 3,910.00 |           |          |          |          |          |
| AQ | 39814                | ISP Synthetic Elastomers LLC  | 12/04/2010 | 1.00:1   | 6,325.00  | 1,265.00 | 2,530.00 | 2,530.00 | 2,530.00 |
|    | POLLUTION PREVENTION | The Respondent shall contribute the SEP amount to the Third-Party Recipient named above. The contribution will be to the Southeast Texas Regional Planning Commission to be used for the Southeast Texas Regional Air Monitoring Network Ambient Air Monitoring Station as set forth in agreement between the Third-Party Recipient and the TCEQ. Specifically, the contribution will be used to install, operate, and maintain a stationary ambient air monitoring station in the vicinity of Memorial High School Ninth Grade Campus. The station will employ canister sampling, a hydrocarbon analyzer, and/or a chromatograph. Ancillary equipment will include a sample conditioning system, a ten meter meteorological tower, a climate controlled equipment shelter, a remote communications system, and will have electronic data logging capabilities. The station will continuously sample and analyze the ambient air for a wide range of hydrocarbon species in accordance with Environmental Protection Agency's recommended "TO-14" list. SEP monies will be used for the cost of purchasing, installing, operating, and maintaining the air monitoring station along with its ancillary equipment. | 2,530.00   | 2,530.00 |           |          |          |          |          |
| AQ | 39580                | ExxonMobil Oil Corporation  | 12/04/2010 | 1.00:1   | 19,200.00 | 3,840.00 | 7,680.00 | 7,680.00 | 7,680.00 |
|    | POLLUTION PREVENTION | The Respondent shall contribute the SEP Offset Amount to the Third-Party Recipient named above. The contribution will be to Texas Air Quality Research Center at Lamar University for the Flare Speciation and Air Quality Modeling project to be used as set forth in an agreement between the Third-Party Recipient and the TCEQ. SEP funds will be used for advanced modeling and simulations to identify the VOC species generated and emitted from industrial flares at chemical process facilities under various operating conditions and environmental conditions as well as determine the Combustion Efficiency (CE) and Destruction and Removal Efficiency (DRE). All dollars contributed will be used solely for the direct cost of the project and no portion will be spent on administrative costs. The SEP will be done in accordance with all federal, state and local environmental laws and regulations.  | 7,680.00   | 7,680.00 |           |          |          |          |          |
| AQ | 38179                | Exxon Mobil Corporation   | 10/15/2010 | 1.00:1   | 3,700.00  | 0.00     | 1,850.00 | 1,850.00 | 1,850.00 |

\* There are Multiple Respondent Names associated to this Case No.

## Appendix 4: List of SEP's & SEP Projects - FY2011

### Single Program

|    |                      |   |            |            |            |          |            |            |            |
|----|----------------------|---|------------|------------|------------|----------|------------|------------|------------|
|    | POLLUTION PREVENTION | SEP funds will be used to install or retrofit, operate, maintain, and potentially expand air monitoring stations in Harris County to continuously monitor ambient air for total non-methane hydrocarbons and hazardous air pollutants (HAPs). Specifically, SEP funds will be used to purchase equipment (such as automated canister samplers), hardware, software, and licenses to enable the monitoring.  | 1,850.00   | 1,850.00   |            |          |            |            |            |
| AQ | 38906                | XTO Energy Inc.   | 11/15/2010 | 1.00:1     | 237,247.00 | 0.00     | 118,624.00 | 118,623.00 | 118,623.00 |
|    | POLLUTION PREVENTION | The Respondent shall contribute the SEP offset amount to the Third-Party Recipient pursuant to the agreement between the Third-Party Recipient and the TCEQ. Specifically, the contribution will be used to aid local school districts, area transit agencies, and local governments in need of funding assistance to pay for the cost of the following activities to reduce emissions: 1) replacing older diesel buses with alternative fuelled or clean diesel buses; or 2) retrofitting older diesel buses with new, cleaner technology. The funds will be disbursed on a needs-rated basis, using non-attainment area status, condition of buses, and economic status of the recipient as possible rating factors if competition for the funds exists. To maximize funds, retrofitting will take priority over replacement of buses. Older buses deemed not suitable for retrofitting will be permanently retired and sold only for scrap.<br><br>Acceptable retrofit technologies include particulate matter traps, diesel particulate matter filters, nitrogen oxides (NOx) reduction catalyst technology in combination with diesel particulate filters, and other emission control technologies that are developed and approved by the United States Environmental Protection Agency ("EPA") or the California Air Resources Board. | 118,623.00 | 118,623.00 |            |          |            |            |            |
| AQ | 39324                | Chevron Phillips Chemical Company LP  | 10/15/2010 | 1.00:1     | 30,000.00  | 0.00     | 15,000.00  | 15,000.00  | 15,000.00  |
|    | POLLUTION PREVENTION | The Respondent shall contribute the SEP offset amount to the Third-Party Recipient named above. The contribution will be to Houston Regional Monitoring Corporation for the HRMC Houston Area Air Monitoring to be used as set forth in an agreement between the Third-Party Recipient and the TCEQ. SEP funds will be used to supplement existing operation of a network of ambient air monitoring stations (designated HRM Sites 1, 3, 4, 7, 8, 10, Wallisville, and Lynchburg Ferry) that continuously measure and record concentrations of ambient air pollutants. Specifically, SEP funds will be used to operate, maintain, and potentially expand portions of the existing ambient air quality monitoring network in the Houston area in order to continue to provide information on data quality and trends to the public, TCEQ, and industry representatives. SEP funds may be used to operate a single monitoring site or multiple sites contingent upon the amount of SEP funds provided. All dollars contributed will be used solely for the direct cost of the project and no portion will be spent on administrative costs. The SEP will be done in accordance with all federal, state and local environmental laws and regulations.  | 15,000.00  | 15,000.00  |            |          |            |            |            |
| AQ | 40689                | Ascend Performance Materials, LLC   | 08/13/2011 | 1.00:1     | 33,200.00  | 6,640.00 | 13,280.00  | 13,280.00  | 13,280.00  |
|    | POLLUTION PREVENTION | The contribution will be used in accordance with the Supplemental Environmental Project Agreement between the Houston-Galveston AERCO and the Texas Commission on Environmental Quality. SEP monies will be used to pay for the cost of replacing older diesel buses with alternative fuelled or clean diesel buses.  | 13,280.00  | 13,280.00  |            |          |            |            |            |
| AQ | 39093                | ConocoPhillips Company  | 09/26/2010 | 1.00:1     | 47,084.00  | 0.00     | 23,542.00  | 23,542.00  | 23,542.00  |

\* There are Multiple Respondent Names associated to this Case No.

## Appendix 4: List of SEP's & SEP Projects - FY2011

### Single Program

|                      |       |  |            |           |           |          |          |          |          |
|----------------------|-------|--|------------|-----------|-----------|----------|----------|----------|----------|
| POLLUTION PREVENTION |       | <p>The Respondent shall contribute to the Third-Party Recipient pursuant to the agreement between the Third-Party Recipient and the TCEQ. Specifically, the contribution will be used to aid local school districts, area transit agencies, and local governments in need of funding assistance to pay for the cost of the following activities to reduce emissions: 1) replacing older diesel buses with alternative fuelled or clean diesel buses; or 2) retrofitting older diesel buses with new, cleaner technology. The funds will be disbursed on a needs-rated basis, using non-attainment area status, condition of buses, and economic status of the recipient as possible rating factors if competition for the funds exists. To maximize funds, retrofitting will take priority over replacement of buses. Older buses deemed not suitable for retrofitting will be permanently retired and sold only for scrap.</p> <p>Acceptable retrofit technologies include particulate matter traps, diesel particulate matter filters, nitrogen oxides (NOx) reduction catalyst technology in combination with diesel particulate filters, and other emission control technologies that are developed and approved by the United States Environmental Protection Agency ("EPA") or the California Air Resources Board.</p> | 23,542.00  | 23,542.00 |           |          |          |          |          |
| AQ                   | 39241 | Favelle Favco Cranes USA, Inc.   | 10/25/2010 | 1.00:1    | 3,345.00  | 669.00   | 1,338.00 | 1,338.00 | 1,338.00 |
| POLLUTION PREVENTION |       | <p>The Respondent shall contribute to the SEP offset amount to the Third-Party Recipient named above. The contribution will be to Texas Association of Resource Conservation and Development Areas, Inc. to be used for the RC&amp;D Abandoned Tire Clean-Up Program as set forth in an agreement between the Third-Party Recipient and the TCEQ. Specifically, the contribution will be used to clean-up sites where tires have been disposed of illegally. Eligible sites will be limited to those where a responsible party cannot be found and where reasonable efforts have been made to prevent the dumping. SEP monies will be used to pay for the direct cost of collecting and disposing of tires. All dollars contributed will be used solely for the direct cost of the project and no portion will be spent on administrative costs. The SEP will be done in accordance with all federal, state and local environmental laws and regulations.</p>  | 1,338.00   | 1,338.00  |           |          |          |          |          |
| AQ                   | 39582 | Midwest Wood Treating Inc  | 10/15/2010 | 1.00:1    | 12,000.00 | 2,400.00 | 4,800.00 | 4,800.00 | 4,800.00 |
| POLLUTION PREVENTION |       | <p>The Respondent shall contribute the SEP offset amount to the Third-Party Recipient named above. The contribution will be to Texas Association of Resource Conservation and Development Areas, Inc. to be used for the RC&amp;D Abandoned Tire Clean-Up Program as set forth in an agreement between the Third-Party Recipient and the TCEQ. Specifically, the contribution will be used to clean-up sites where tires have been disposed of illegally. Eligible sites will be limited to those where a responsible party cannot be found and where reasonable efforts have been made to prevent the dumping. SEP monies will be used to pay for the direct cost of collecting and disposing of tires. All dollars contributed will be used solely for the direct cost of the project and no portion will be spent on administrative costs. The SEP will be done in accordance with all federal, state and local environmental laws and regulations.</p>   | 4,800.00   | 4,800.00  |           |          |          |          |          |
| AQ                   | 39588 | Cimarex Energy Co.   | 12/04/2010 | 1.00:1    | 6,536.00  | 1,307.00 | 2,615.00 | 2,614.00 | 2,614.00 |

\* There are Multiple Respondent Names associated to this Case No.



## Appendix 4: List of SEP's & SEP Projects - FY2011

### Single Program

|    |                      |                            |   |        |           |           |           |           |           |
|----|----------------------|----------------------------|---|--------|-----------|-----------|-----------|-----------|-----------|
|    | POLLUTION PREVENTION |                            | The Respondent shall contribute the SEP amount to the Third-Party Recipient named above. The contribution will be to the Southeast Texas Regional Planning Commission to be used for the Southeast Texas Regional Air Monitoring Network Ambient Air Monitoring Station as set forth in agreement between the Third-Party Recipient and the TCEQ. Specifically, the contribution will be used to install, operate, and maintain a stationary ambient air monitoring station in the vicinity of Memorial High School Ninth Grade Campus. The station will employ canister sampling, a hydrocarbon analyzer, and/or a chromatograph. Ancillary equipment will include a sample conditioning system, a ten meter meteorological tower, a climate controlled equipment shelter, a remote communications system, and will have electronic data logging capabilities. The station will continuously sample and analyze the ambient air for a wide range of hydrocarbon species in accordance with Environmental Protection Agency's recommended "TO-14" list. SEP monies will be used for the cost of purchasing, installing, operating, and maintaining the air monitoring station along with its ancillary equipment. |        |           |           | 2,614.00  | 2,614.00  |           |
| AQ | 40423                | Southwest Shipyard, L.P.   | 03/19/2011  | 1.00:1 | 46,900.00 | 9,380.00  | 18,760.00 | 18,760.00 | 18,760.00 |
|    | POLLUTION PREVENTION |                            | The Respondent shall contribute the SEP offset amount to the Third-Party Recipient named above. The contribution will be to Barbers Hill Independent School District for the Alternative Fueled Vehicle and Equipment Program as set forth in an agreement between the Third-Party Recipient and the TCEQ. SEP monies will be used to retire current diesel-powered or gasoline powered vehicles and equipment and replace those vehicles and equipment with alternative-fueled vehicles and equipment; convert current vehicles and equipment to alternative-fueled equipment; or retrofit current gasoline or diesel-powered equipment.   |        |           |           | 18,760.00 | 18,760.00 |           |
| AQ | 39492                | ExxonMobil Oil Corporation | 10/15/2010  | 1.00:1 | 10,000.00 | 0.00      | 5,000.00  | 5,000.00  | 5,000.00  |
|    | POLLUTION PREVENTION |                            | The Respondent shall contribute the SEP offset amount to the Third-Party Recipient named above. The contribution will be to Texas Air Quality Research Center at Lamar University for the Flare Speciation and Air Quality Modeling project to be used as set forth in an agreement between the Third-Party Recipient and the TCEQ. SEP funds will be used for advanced modeling and simulations to identify the VOC species generated and emitted from industrial flares at chemical process facilities under various operating conditions and environmental conditions as well as determine the Combustion Efficiency (CE) and Destruction and Removal Efficiency (DRE). All monies contributed will be used solely for the direct cost of the project and no portion will be spent on administrative costs. The SEP will be done in accordance with all federal, state and local environmental laws and regulations.   |        |           |           | 5,000.00  | 5,000.00  |           |
| AQ | 39538                | McWane, Inc.               | 12/04/2010  | 1.00:1 | 73,168.00 | 14,633.00 | 29,268.00 | 29,267.00 | 29,267.00 |

\* There are Multiple Respondent Names associated to this Case No.

## Appendix 4: List of SEP's & SEP Projects - FY2011

### Single Program

|                      |       |  |            |        |            |           |           |           |           |
|----------------------|-------|--|------------|--------|------------|-----------|-----------|-----------|-----------|
| POLLUTION PREVENTION |       | <p>The Respondent shall contribute to the Third-Party Recipient pursuant to the agreement between the Third-Party Recipient and the TCEQ. Specifically, the contribution will be used to aid local school districts, area transit agencies, and local governments in need of funding assistance to pay for the cost of the following activities to reduce emissions: 1) replacing older diesel buses with alternative fuelled or clean diesel buses; or 2) retrofitting older diesel buses with new, cleaner technology. The funds will be disbursed on a needs-rated basis, using non-attainment area status, condition of buses, and economic status of the recipient as possible rating factors if competition for the funds exists. To maximize funds, retrofitting will take priority over replacement of buses. Older buses deemed not suitable for retrofitting will be permanently retired and sold only for scrap.</p> <p>Acceptable retrofit technologies include particulate matter traps, diesel particulate matter filters, nitrogen oxides (NOx) reduction catalyst technology in combination with diesel particulate filters, and other emission control technologies that are developed and approved by the United States Environmental Protection Agency ("EPA") or the California Air Resources Board.</p> |            |        |            |           | 29,267.00 | 29,267.00 |           |
| AQ                   | 39194 | ExxonMobil Oil Corporation   | 11/15/2010 | 1.00:1 | 132,500.00 | 26,500.00 | 53,000.00 | 53,000.00 | 53,000.00 |
| POLLUTION PREVENTION |       | <p>The Respondent shall contribute the SEP offset amount to the Third-Party Recipient named above. The contribution will be to Texas Air Quality Research Center at Lamar University for the Flare Speciation and Air Quality Modeling project to be used as set forth in an agreement between the Third-Party Recipient and the TCEQ. SEP funds will be used for advanced modeling and simulations to identify the VOC species generated and emitted from industrial flares at chemical process facilities under various operating conditions and environmental conditions as well as determine the Combustion Efficiency (CE) and Destruction and Removal Efficiency (DRE). All monies contributed will be used solely for the direct cost of the project and no portion will be spent on administrative costs. The SEP will be done in accordance with all federal, state and local environmental laws and regulations.</p>   |            |        |            |           | 53,000.00 | 53,000.00 |           |
| AQ                   | 39998 | ExxonMobil Oil Corporation   | 03/19/2011 | 1.00:1 | 20,614.00  | 0.00      | 10,307.00 | 10,307.00 | 10,307.00 |
| POLLUTION PREVENTION |       | <p>The Respondent shall contribute the SEP offset amount to the Third-Party Recipient named above. The contribution will be to Texas Air Quality Research Center at Lamar University for the Flare Speciation and Air Quality Modeling project to be used as set forth in an agreement between the Third-Party Recipient and the TCEQ. SEP funds will be used for advanced modeling and simulations to identify the VOC species generated and emitted from industrial flares at chemical process facilities under various operating conditions and environmental conditions as well as determine the Combustion Efficiency (CE) and Destruction and Removal Efficiency (DRE). All monies contributed will be used solely for the direct cost of the project and no portion will be spent on administrative costs. The SEP will be done in accordance with all federal, state and local environmental laws and regulations.</p>   |            |        |            |           | 10,307.00 | 10,307.00 |           |
| AQ                   | 40412 | ExxonMobil Oil Corporation   | 04/18/2011 | 1.00:1 | 4,082.00   | 816.00    | 1,633.00  | 1,633.00  | 1,633.00  |

\* There are Multiple Respondent Names associated to this Case No.

## Appendix 4: List of SEP's & SEP Projects - FY2011

### Single Program

|    |                      |  |            |           |           |          |           |           |           |
|----|----------------------|--|------------|-----------|-----------|----------|-----------|-----------|-----------|
|    | POLLUTION PREVENTION | SEP funds will be used by the Third-Party Recipient to purchase equipment (such as automated canister samplers), hardware, software, and licenses to enable the monitoring, and for the cost of operating, maintaining, and periodically upgrading or adding to these air monitoring stations along with ancillary equipment approved by TCEQ. Performing Party shall ensure that the data is validated and sent to TCEQ's Leading Environmental Analysis and Display (LEADS) system. All costs associated with the collection, transfer, and formatting of these data to be compatible with the LEADS system is the responsibility of the Third-Party Recipient.  | 1,633.00   | 1,633.00  |           |          |           |           |           |
| AQ | 40398                | Equistar Chemicals, LP   | 04/18/2011 | 1.00:1    | 10,000.00 | 2,000.00 | 4,000.00  | 4,000.00  | 4,000.00  |
|    | POLLUTION PREVENTION | The Respondent will contribute to Barbers Hill Independent School District's ("Barbers Hill ISD") Alternative Fueled Vehicle and Equipment Program in Chambers County. The contribution will be used in accordance with the Supplemental Environmental Project Agreement between Barbers Hill ISD and the Texas Commission on Environmental Quality. SEP monies will be used to retire current diesel-powered or gasoline powered vehicles and equipment and replace those vehicles and equipment with alternative-fueled vehicles and equipment; convert current vehicles and equipment to alternative-fueled equipment; or retrofit current gasoline or diesel-powered equipment.<br>Environmental Benefits: Replacement of gasoline and diesel powered lawnmowers, heavy equipment, and vehicles with lower-emission items will reduce air pollution emissions of particulate matter (PM), volatile organic carbon (VOC) compounds, nitrogen oxides (NOx), and other pollutants associated with the combustion of fuel. | 4,000.00   | 4,000.00  |           |          |           |           |           |
| AQ | 39699                | E. I. du Pont de Nemours and Company   | 03/19/2011 | 1.00:1    | 43,500.00 | 8,700.00 | 17,400.00 | 17,400.00 | 17,400.00 |
|    | POLLUTION PREVENTION | Respondent shall contribute the SEP Offset Amount to the Third-Party Recipient named above. The contribution will be used by the City of Orange Alternative Fuel Vehicle and Equipment Program as set forth in an agreement between the Third-Party Recipient and the TCEQ. Specifically, the SEP Offset Amount will be used to perform energy efficiency upgrades on public buildings and infrastructure. The SEP Offset Amount may only be used for: 1) the incremental costs of purchase of alternative-fueled or lower emission vehicles or equipment or retrofit of existing vehicles or equipment; 2) the incremental cost of purchase of alternative fuels versus regular gasoline or diesel fuels; or 3) other direct expenses authorized in advance and in writing by TCEQ. The SEP Offset Amount may only be used for the direct cost of performing this project and no portion will be spent on administrative costs.   | 17,400.00  | 17,400.00 |           |          |           |           |           |
| AQ | 39828                | Enterprise Products Operating LLC  | 03/07/2011 | 1.00:1    | 22,150.00 | 0.00     | 11,075.00 | 11,075.00 | 11,075.00 |
|    | POLLUTION PREVENTION | The Respondent shall contribute the SEP offset amount to the Third-Party Recipient named above. The contribution will be to Barbers Hill Independent School District for the Alternative Fueled Vehicle and Equipment Program as set forth in an agreement between the Third-Party Recipient and the TCEQ. SEP monies will be used to retire current diesel-powered or gasoline powered vehicles and equipment and replace those vehicles and equipment with alternative-fueled vehicles and equipment; convert current vehicles and equipment to alternative-fueled equipment; or retrofit current gasoline or diesel-powered equipment.<br><br>SEP funds will only be used for the incremental costs of purchase of clean fuel or lower-emission vehicles or retrofit of existing vehicles and for the purchase of these cleaner burning fuels.  | 11,075.00  | 11,075.00 |           |          |           |           |           |

\* There are Multiple Respondent Names associated to this Case No.

## Appendix 4: List of SEP's & SEP Projects - FY2011

### Single Program

| AQ | 39224 | Huntsman Petrochemical Corporation | 10/25/2010  | 1.00:1 | 29,600.00 | 5,920.00 | 11,840.00 | 11,840.00 | 11,840.00 |
|----|-------|------------------------------------|---|--------|-----------|----------|-----------|-----------|-----------|
|    |       | POLLUTION PREVENTION               | The Respondent shall contribute the SEP Amount to the Third-Party Recipient named above. The contribution will be to the Southeast Texas Regional Planning Commission to be used for the Southeast Texas Regional Air Monitoring Network Ambient Air Monitoring Station as set forth in agreement between the Third-Party Recipient and the TCEQ. Specifically, the contribution will be used to install, operate, and maintain a stationary ambient air monitoring station in the vicinity of Memorial High School Ninth Grade Campus. The station will employ canister sampling, a hydrocarbon analyzer, and/or a chromatograph. Ancillary equipment will include a sample conditioning system, a ten meter meteorological tower, a climate controlled equipment shelter, a remote communications system, and will have electronic data logging capabilities. The station will continuously sample and analyze the ambient air for a wide range of hydrocarbon species in accordance with Environmental Protection Agency's recommended "TO-14" list. SEP monies will be used for the cost of purchasing, installing, operating, and maintaining the air monitoring station along with its ancillary equipment. |        |           |          |           | 11,840.00 | 11,840.00 |
| AQ | 40483 | GB Biosciences Corporation         | 05/08/2011  | 1.00:1 | 9,850.00  | 1,970.00 | 3,940.00  | 3,940.00  | 3,940.00  |
|    |       | POLLUTION PREVENTION               | The Respondent will contribute to Barbers Hill Independent School District's ("Barbers Hill ISD") Alternative Fueled Vehicle and Equipment Program in Chambers County. The contribution will be used in accordance with the Supplemental Environmental Project Agreement between Barbers Hill ISD and the Texas Commission on Environmental Quality. SEP monies will be used to retire current diesel-powered or gasoline powered vehicles and equipment and replace those vehicles and equipment with alternative-fueled vehicles and equipment; convert current vehicles and equipment to alternative-fueled equipment; or retrofit current gasoline or diesel-powered equipment.<br>Environmental Benefits: Replacement of gasoline and diesel powered lawnmowers, heavy equipment, and vehicles with lower-emission items will reduce air pollution emissions of particulate matter (PM), volatile organic carbon (VOC) compounds, nitrogen oxides (NOx), and other pollutants associated with the combustion of fuel.  |        |           |          |           | 3,940.00  | 3,940.00  |
| AQ | 40954 | The Dow Chemical Company           | 08/13/2011  | 1.00:1 | 30,000.00 | 0.00     | 15,000.00 | 15,000.00 | 15,000.00 |
|    |       | POLLUTION PREVENTION               | The contribution will be used in accordance with the Supplemental Environmental Project Agreement between the Houston-Galveston AERCO and the Texas Commission on Environmental Quality. SEP monies will be used to pay for the cost of replacing older diesel buses with alternative fueled or clean diesel buses.   |        |           |          |           | 15,000.00 | 15,000.00 |
| AQ | 40641 | Equistar Chemicals, LP             | 06/20/2011  | 1.00:1 | 10,000.00 | 2,000.00 | 4,000.00  | 4,000.00  | 4,000.00  |

\* There are Multiple Respondent Names associated to this Case No.

## Appendix 4: List of SEP's & SEP Projects - FY2011

### Single Program

|    |       |                                   |   |        |            |           |           |           |           |
|----|-------|-----------------------------------|---|--------|------------|-----------|-----------|-----------|-----------|
|    |       | POLLUTION PREVENTION              | <p>The Respondent will contribute to Barbers Hill Independent School District's ("Barbers Hill ISD") Alternative Fueled Vehicle and Equipment Program in Chambers County. The contribution will be used in accordance with the Supplemental Environmental Project Agreement between Barbers Hill ISD and the Texas Commission on Environmental Quality. SEP monies will be used to retire current diesel-powered or gasoline powered vehicles and equipment and replace those vehicles and equipment with alternative-fueled vehicles and equipment; convert current vehicles and equipment to alternative-fueled equipment; or retrofit current gasoline or diesel-powered equipment.</p> <p>Environmental Benefits: Replacement of gasoline and diesel powered lawnmowers, heavy equipment, and vehicles with lower-emission items will reduce air pollution emissions of particulate matter (PM), volatile organic carbon (VOC) compounds, nitrogen oxides (NOx), and other pollutants associated with the combustion of fuel.</p>   |        |            |           |           | 4,000.00  | 4,000.00  |
| AQ | 39727 | Enterprise Products Operating LLC | 12/25/2010  | 1.00:1 | 7,296.00   | 1,459.00  | 2,919.00  | 2,918.00  | 2,918.00  |
|    |       | POLLUTION PREVENTION              | <p>The Respondent shall contribute the SEP offset amount to the Third-Party Recipient named above. The contribution will be to Barbers Hill Independent School District for the Alternative Fueled Vehicle and Equipment Program as set forth in an agreement between the Third-Party Recipient and the TCEQ. SEP monies will be used to retire current diesel-powered or gasoline powered vehicles and equipment and replace those vehicles and equipment with alternative-fueled vehicles and equipment; convert current vehicles and equipment to alternative-fueled equipment; or retrofit current gasoline or diesel-powered equipment.</p> <p>SEP funds will only be used for the incremental costs of purchase of clean fuel or lower-emission vehicles or retrofit of existing vehicles and for the purchase of these cleaner burning fuels.</p>  |        |            |           |           | 2,918.00  | 2,918.00  |
| AQ | 39305 | Valero Refining-Texas, L.P.       | 10/15/2010  | 1.00:1 | 233,000.00 | 46,600.00 | 93,200.00 | 93,200.00 | 93,200.00 |
|    |       | POLLUTION PREVENTION              | <p>The Respondent shall contribute the SEP offset amount to the Third-Party Recipient named above. The contribution will be to Houston-Galveston AERCO for the Clean Cities/Clean Vehicles Program as set forth in an agreement between the Third-Party Recipient and the TCEQ. SEP monies will be used to aid local school districts and area transit agencies in reaching local match requirements mandated by the Federal Highway Administration's ("FHWA") Congestion Mitigation/Air Quality Funding program. SEP monies will be disbursed to school districts and transit agencies in need of funding assistance in the Houston-Galveston non-attainment area. Those SEP monies will be used exclusively by the school districts and transit agencies as supplements to meet the local match requirements of the EPA. SEP monies will be used to pay for the cost of replacing older diesel buses with alternative fueled or clean diesel buses. The old buses will be permanently retired and only sold for scrap. The schools and transit agencies will also use the SEP monies to retrofit more buses to reduce emissions. Houston-Galveston AERCO will send the TCEQ verification in the form of paid invoices and other documentation to show that the retrofits were completed. Retrofit technologies include particulate matter traps, diesel particulate matter filters, NOx reduction catalyst technology in combination with diesel particulate filters, and other emission control technologies that are developed and approved by EPA or the California Air Resources Board.</p> |        |            |           |           | 93,200.00 | 93,200.00 |
| AQ | 37082 | OTAL PETROCHEMICALS USA INC.      | 05/08/2011  | 1.00:1 | 130,575.00 | 0.00      | 65,288.00 | 65,287.00 | 65,287.00 |

\* There are Multiple Respondent Names associated to this Case No.

## Appendix 4: List of SEP's & SEP Projects - FY2011

### Single Program

|    |                      |  |            |           |           |          |          |          |          |
|----|----------------------|--|------------|-----------|-----------|----------|----------|----------|----------|
|    | POLLUTION REDUCTION  | Project will use funds to aid local school districts, area transit agencies, and local governments in need of funding assistance to pay for the cost of the following activities to reduce emissions: 1) replacing older diesel buses with alternative fueled or clean diesel buses; or 2) retrofitting older diesel buses with new cleaner technology.  | 32,644.00  | 32,644.00 |           |          |          |          |          |
|    | POLLUTION REDUCTION  | Conduct home energy audits and to assist low income residents in the West Port Arthur area in improving their homes' energy efficiency such as by caulking, weatherizing, insulating, and replacing heating and cooling systems and major appliances with new, energy efficient equipment.   | 32,643.00  | 32,643.00 |           |          |          |          |          |
| AQ | 40389                | DCP Midstream, LP  | 02/05/2011 | 1.00:1    | 23,875.00 | 4,775.00 | 9,550.00 | 9,550.00 | 9,550.00 |
|    | POLLUTION PREVENTION | The Respondent shall contribute the SEP offset amount to the Third-Party Recipient named above. The contribution will be to Texas PTA for the Clean School Bus Program as set forth in an agreement between the Third-Party Recipient and the TCEQ. Specifically, the contribution will be used to reimburse local school districts for the cost of the following activities to reduce emissions: 1) replacing older diesel buses with alternative fuelled or clean diesel buses; or 2) retrofitting older diesel buses with new, cleaner technology. All dollars contributed will be used solely for the direct cost of the project and no portion will be spent on administrative costs. The SEP will be done in accordance with all federal, state and local environmental laws and regulations.  | 9,550.00   | 9,550.00  |           |          |          |          |          |
| AQ | 41116                | E. I. du Pont de Nemours and Company   | 08/13/2011 | 1.00:1    | 20,484.00 | 4,096.00 | 8,194.00 | 8,194.00 | 8,194.00 |
|    | POLLUTION PREVENTION | Respondent shall contribute the SEP Offset Amount to the Third-Party Recipient named above. The contribution will be used by the City of Orange Alternative Fuel Vehicle and Equipment Program as set forth in an agreement between the Third-Party Recipient and the TCEQ. Specifically, the SEP Offset Amount will be used to perform energy efficiency upgrades on public buildings and infrastructure. The SEP Offset Amount may only be used for: 1) the incremental costs of purchase of alternative-fueled or lower emission vehicles or equipment or retrofit of existing vehicles or equipment; 2) the incremental cost of purchase of alternative fuels versus regular gasoline or diesel fuels; or 3) other direct expenses authorized in advance and in writing by TCEQ. The SEP Offset Amount may only be used for the direct cost of performing this project and no portion will be spent on administrative costs. | 8,194.00   | 8,194.00  |           |          |          |          |          |
| AQ | 37885                | OTAL PETROCHEMICALS USA INC.   | 12/25/2010 | 1.00:1    | 13,275.00 | 2,655.00 | 5,310.00 | 5,310.00 | 5,310.00 |
|    | POLLUTION PREVENTION | The Respondent will contribute to Barbers Hill Independent School District's ("Barbers Hill ISD") Energy Efficiency in Chambers County. The contribution will be used in accordance with the Supplemental Environmental Project Agreement between Barbers Hill ISD and the Texas Commission on Environmental Quality. SEP monies will be used to perform energy efficiency upgrades on public buildings and infrastructure. Specifically, the SEP funds may only be used for: 1) the cost of conducting energy efficiency audits; 2) the incremental cost for construction or implementation of energy-efficiency upgrades; 3) the incremental cost of the purchase of more energy-efficient equipment or appliances; and/or 4) or other direct costs authorized in advance by TCEQ.   | 5,310.00   | 5,310.00  |           |          |          |          |          |
| AQ | 40962                | LANXESS Corporation  | 07/31/2011 | 1.00:1    | 8,260.00  | 1,652.00 | 3,304.00 | 3,304.00 | 3,304.00 |

\* There are Multiple Respondent Names associated to this Case No.

## Appendix 4: List of SEP's & SEP Projects - FY2011

### Single Program

|    |                      |   |            |        |           |           |           |           |           |
|----|----------------------|---|------------|--------|-----------|-----------|-----------|-----------|-----------|
|    | POLLUTION PREVENTION | Specifically, the SEP Offset Amount will be used to perform energy efficiency upgrades on public buildings and infrastructure. The SEP Offset Amount may only be used for: (1) the cost of conducting energy efficiency audits; (2) the incremental cost for construction or implementation of energy-efficiency upgrades (versus the cost of non-energy efficiency upgrades); (3) the incremental cost of purchase of equipment or appliances that are more energy-efficient (versus the cost of purchasing non-energy efficient equipment or appliances); or (4) other direct costs authorized in advance by TCEQ. The SEP Offset Amount may only be used for the direct cost of performing this project and no portion will be spent on administrative costs. For items 2, 3, and 4 above, Performing Party shall submit a budget and proposals for expenditure to TCEQ for written approval prior to the use of SEP Funds.<br><br>Modifications may include but are not limited to weatherization; energy-reduction modifications such as building envelope upgrades (cool roofs, exterior shading, optimized insulation and air sealing); installation of high-efficiency lighting fixtures and occupancy sensors for both lighting and HVAC; high-efficiency demand-controlled ventilation and energy-efficient boilers; more efficient exterior lighting and energy-efficient office equipment; replacing heating, ventilation, and cooling (HVAC) systems with more efficient boilers, motors, and variable-speed drives; reducing energy and maintenance costs by installing centralized energy management systems; lowering electric lighting and cooling loads and boosting productivity through increased use of daylighting; installation of LED traffic lights; and use of renewable energy sources. Performing Party shall quantify the environmental benefit of each project and submit the results of those calculations to TCEQ within 90 days of completion of each project. |            |        |           |           | 3,304.00  | 3,304.00  |           |
| AQ | 39284                | Aruba Petroleum, INC.   | 03/07/2011 | 1.00:1 | 35,500.00 | 0.00      | 0.00      | 35,500.00 | 35,500.00 |
|    | POLLUTION PREVENTION | SEP funds will be used to construct, operate, maintain, and potentially expand a network of continuous ambient monitoring stations ("CAMS") that monitor both air toxics and ozone precursors.  |            |        |           |           |           | 35,500.00 | 35,500.00 |
| AQ | 39490                | Shell Chemical LP *   | 02/05/2011 | 1.00:1 | 40,000.00 | 0.00      | 20,000.00 | 20,000.00 | 20,000.00 |
|    | POLLUTION PREVENTION | The Respondents shall contribute the SEP offset amount to the Third-Party Recipient named above. The contribution will be to Houston Regional Monitoring Corporation for the HRMC Houston Area Air Monitoring to be used as set forth in an agreement between the Third-Party Recipient and the TCEQ. SEP funds will be used to supplement existing operation of a network of ambient air monitoring stations (designated HRM Sites 1, 3, 4, 7, 8, 10, Wallisville, and Lynchburg Ferry) that continuously measure and record concentrations of ambient air pollutants. Specifically, SEP funds will be used to operate, maintain, and potentially expand portions of the existing ambient air quality monitoring network in the Houston area in order to continue to provide information on data quality and trends to the public, TCEQ, and industry representatives. SEP funds may be used to operate a single monitoring site or multiple sites contingent upon the amount of SEP funds provided. All dollars contributed will be used solely for the direct cost of the project and no portion will be spent on administrative costs. The SEP will be done in accordance with all federal, state and local environmental laws and regulations.   |            |        |           |           |           | 20,000.00 | 20,000.00 |
| AQ | 39238                | Motiva Enterprises LLC  | 10/25/2010 | 1.00:1 | 97,167.00 | 19,433.00 | 38,867.00 | 38,867.00 | 38,867.00 |

\* There are Multiple Respondent Names associated to this Case No.

## Appendix 4: List of SEP's & SEP Projects - FY2011

### Single Program

|    |                      |   |            |        |           |          |           |           |           |
|----|----------------------|---|------------|--------|-----------|----------|-----------|-----------|-----------|
|    | POLLUTION PREVENTION | The Respondent shall contribute the SEP amount to the Third-Party Recipient named above. The contribution will be to the Southeast Texas Regional Planning Commission to be used for the West Port Arthur Home Energy Efficiency Program as set forth in the agreement between the Third-Party Recipient and the TCEQ. Specifically, the Performing Party shall use SEP funds to assist low-income residents in the West Port Arthur area by: 1) conducting home energy audits; 2) weatherizing homes to improve energy efficiency; and/or 3) repairing or replacing heating/cooling systems and major appliances with new, energy-efficient equipment. Weatherizing homes may include costs of caulking openings as well as insulating walls, floors, and attics in homes. Any heating/cooling systems or major appliances that are replaced must be scrapped and must not be reused in any way. Performing Party shall use consistent and reliable criteria for determining the low-income status of residents assisted with SEP funds. |            |        |           |          | 38,867.00 | 38,867.00 |           |
| AQ | 39978                | Flint Hills Resources, LP   | 02/20/2011 | 1.00:1 | 28,350.00 | 5,670.00 | 11,340.00 | 11,340.00 | 11,340.00 |
|    | POLLUTION PREVENTION | The Respondent shall contribute the SEP amount to the Third-Party Recipient named above. The contribution will be to the Southeast Texas Regional Planning Commission to be used for the West Port Arthur Home Energy Efficiency Program as set forth in the agreement between the Third-Party Recipient and the TCEQ. Specifically, the Performing Party shall use SEP funds to assist low-income residents in the West Port Arthur area by: 1) conducting home energy audits; 2) weatherizing homes to improve energy efficiency; and/or 3) repairing or replacing heating/cooling systems and major appliances with new, energy-efficient equipment. Weatherizing homes may include costs of caulking openings as well as insulating walls, floors, and attics in homes. Any heating/cooling systems or major appliances that are replaced must be scrapped and must not be reused in any way. Performing Party shall use consistent and reliable criteria for determining the low-income status of residents assisted with SEP funds. |            |        |           |          | 11,340.00 | 11,340.00 |           |
| AQ | 39751                | Flint Hills Resources, LP   | 02/05/2011 | 1.00:1 | 70,382.00 | 0.00     | 35,191.00 | 35,191.00 | 35,191.00 |
|    | POLLUTION PREVENTION | The Respondent shall contribute the SEP amount to the Third-Party Recipient named above. The contribution will be to the Southeast Texas Regional Planning Commission to be used for the West Port Arthur Home Energy Efficiency Program as set forth in the agreement between the Third-Party Recipient and the TCEQ. Specifically, the Performing Party shall use SEP funds to assist low-income residents in the West Port Arthur area by: 1) conducting home energy audits; 2) weatherizing homes to improve energy efficiency; and/or 3) repairing or replacing heating/cooling systems and major appliances with new, energy-efficient equipment. Weatherizing homes may include costs of caulking openings as well as insulating walls, floors, and attics in homes. Any heating/cooling systems or major appliances that are replaced must be scrapped and must not be reused in any way. Performing Party shall use consistent and reliable criteria for determining the low-income status of residents assisted with SEP funds. |            |        |           |          | 35,191.00 | 35,191.00 |           |
| AQ | 40750                | Huntsman Petrochemical Corporation  | 07/31/2011 | 1.00:1 | 20,000.00 | 0.00     | 10,000.00 | 10,000.00 | 10,000.00 |

\* There are Multiple Respondent Names associated to this Case No.



## Appendix 4: List of SEP's & SEP Projects - FY2011

### Single Program

|    |                      |   |            |           |           |          |          |          |          |
|----|----------------------|---|------------|-----------|-----------|----------|----------|----------|----------|
|    | POLLUTION PREVENTION | Respondent shall contribute the SEP Offset Amount to the Third-Party Recipient named above. The contribution will be to Texas Air Research Center for the Flare Minimization and Air Quality Modeling project. The contribution will be used in accordance with the Supplemental Environmental Project executed on October 30, 2009, between the Third-Party Recipient and the TCEQ (the "Project"). Specifically, the SEP Offset Amount will be used for advanced modeling involving utilizing optimization and plant-wide dynamic simulation to cause reductions in flaring during turnaround operations at industrial facilities. Flaring during turnaround operations (startups and shutdowns) at industrial facilities is a substantial source of both volatile organic compounds (VOCs) and highly reactive volatile organic compounds (HRVOCs), and flaring results in considerable loss of energy and resources. Reductions in VOC and HRVOC emissions are expected to occur primarily through reducing the duration of turnarounds and through recycling or reuse of materials that would otherwise be flared.<br><br>All dollars contributed will be used solely for the direct cost of the Project and no portion will be spent on administrative costs. The SEP will be done in accordance with all federal, state, and local environmental laws and regulations. | 10,000.00  | 10,000.00 |           |          |          |          |          |
| AQ | 40884                | The Lubrizol Corporation  | 07/02/2011 | 1.00:1    | 17,450.00 | 3,490.00 | 6,980.00 | 6,980.00 | 6,980.00 |
|    | POLLUTION PREVENTION | Project will fuse funds to aid local school districts, area transit agencies, and local governments in need of funding assistance to pay for the cost of the following activities to reduce emissions: 1) replacing older diesel buses with alternative fueled or clean diesel buses; or 2) retrofitting older diesel buses with new cleaner technology. RC&D shall disburse funds to school districts, area transit agencies, or local governments on a needs-rated basis, using non-attainment area status, condition of buses, or economic status of recipient as possible rating factors if competition for funds exists.<br><br>Minimum Contribution: \$1,500  |            |           |           |          | 6,980.00 | 6,980.00 |          |
| AQ | 41247                | Huntsman Petrochemical Corporation  | 08/27/2011 | 1.00:1    | 20,000.00 | 4,000.00 | 8,000.00 | 8,000.00 | 8,000.00 |
|    | POLLUTION PREVENTION | Respondent shall contribute the SEP Offset Amount to the Third-Party Recipient named above. The contribution will be to Texas Air Research Center for the Flare Minimization and Air Quality Modeling project. The contribution will be used in accordance with the Supplemental Environmental Project executed on October 30, 2009, between the Third-Party Recipient and the TCEQ (the "Project"). Specifically, the SEP Offset Amount will be used for advanced modeling involving utilizing optimization and plant-wide dynamic simulation to cause reductions in flaring during turnaround operations at industrial facilities. Flaring during turnaround operations (startups and shutdowns) at industrial facilities is a substantial source of both volatile organic compounds (VOCs) and highly reactive volatile organic compounds (HRVOCs), and flaring results in considerable loss of energy and resources. Reductions in VOC and HRVOC emissions are expected to occur primarily through reducing the duration of turnar  |            |           |           |          | 8,000.00 | 8,000.00 |          |
| AQ | 41099                | Flint Hills Resources Port Arthur, LLC  | 08/27/2011 | 1.00:1    | 10,000.00 | 2,000.00 | 4,000.00 | 4,000.00 | 4,000.00 |
|    | POLLUTION PREVENTION | Conduct home energy audits and to assist low income residents in the West Port Arthur area in improving their homes' energy efficiency such as by caulking, weatherizing, insulating, and replacing heating and cooling systems and major appliances with new, energy efficient equipment.  |            |           |           |          | 4,000.00 | 4,000.00 |          |

\* There are Multiple Respondent Names associated to this Case No.

## Appendix 4: List of SEP's & SEP Projects - FY2011

### Single Program

|    |       |                                      |  |        |            |           |           |           |           |
|----|-------|--------------------------------------|--|--------|------------|-----------|-----------|-----------|-----------|
| AQ | 41110 | Chevron Phillips Chemical Company LP | 08/13/2011   | 1.00:1 | 70,000.00  | 0.00      | 35,000.00 | 35,000.00 | 35,000.00 |
|    |       | POLLUTION PREVENTION                 | SEP Funds will be used to conduct home energy audits, to make repairs and upgrades to older homes, and to cover the incremental cost of replacing older energy-inefficient appliances with more energy-efficient ones for low-income homeowners in the West Port Arthur area. This project is an pollution reduction project that will result in a reduction of air pollutants in the airshed.   |        |            |           |           | 35,000.00 | 35,000.00 |
| AQ | 39390 | Exxon Mobil Corporation              | 10/25/2010   | 1.00:1 | 40,000.00  | 0.00      | 20,000.00 | 20,000.00 | 20,000.00 |
|    |       | POLLUTION PREVENTION                 | The Respondent shall contribute the SEP offset amount to the Third-Party Recipient named above. The contribution will be to Houston Regional Monitoring Corporation for the HRMC Houston Area Air Monitoring to be used as set forth in an agreement between the Third-Party Recipient and the TCEQ. SEP funds will be used to supplement existing operation of a network of ambient air monitoring stations (designated HRM Sites 1, 3, 4, 7, 8, 10, Wallisville, and Lynchburg Ferry) that continuously measure and record concentrations of ambient air pollutants. Specifically, SEP funds will be used to operate, maintain, and potentially expand portions of the existing ambient air quality monitoring network in the Houston area in order to continue to provide information on data quality and trends to the public, TCEQ, and industry representatives. SEP funds may be used to operate a single monitoring site or multiple sites contingent upon the amount of SEP funds provided. All dollars contributed will be used solely for the direct cost of the project and no portion will be spent on administrative costs. The SEP will be done in accordance with all federal, state and local environmental laws and regulations. |        |            |           |           | 20,000.00 | 20,000.00 |
| AQ | 40180 | OTAL PETROCHEMICALS USA INC.         | 07/31/2011   | 1.00:1 | 213,972.00 | 42,794.00 | 85,589.00 | 85,589.00 | 85,589.00 |
|    |       | POLLUTION PREVENTION                 | SEP funds will be used by the Third-Party Recipient to purchase equipment (such as automated canister samplers), hardware, software, and licenses to enable the monitoring, and for the cost of operating, maintaining, and periodically upgrading or adding to these air monitoring stations along with ancillary equipment approved by TCEQ. Performing Party shall ensure that the data is validated and sent to TCEQ's Leading Environmental Analysis and Display (LEADS) system. All costs associated with the collection, transfer, and formatting of these data to be compatible with the LEADS system is the responsibility of the Third-Party Recipient.  |        |            |           |           | 85,589.00 | 85,589.00 |
| AQ | 38941 | Exxon Mobil Corporation              | 03/19/2011   | 1.00:1 | 6,325.00   | 0.00      | 3,163.00  | 3,162.00  | 3,162.00  |
|    |       | POLLUTION REDUCTION                  | Respondent shall contribute the SEP offset Amount to the Third-Party Administrator named above. The contribution will be to Barbers Hill Independent School District (Barbers Hill ISD) for the Vehicle and Equipment Program. The contribution will be used in accordance with the Supplemental Environmental Project between Barbers Hill ISD and the Texas Commission on Environmental Quality (TCEQ). The Third-Party Administrator shall 1) retire current diesel-powered or gasoline-powered vehicles and equipment and replace those vehicles and equipment with alternative-fueled or low-emission vehicles/equipment; 2) convert current vehicles and equipment to alternative-fueled vehicles/equipment; or 3) retrofit current gasoline-powered and diesel-powered vehicles and equipment to decrease emissions from those sources.   |        |            |           |           | 3,162.00  | 3,162.00  |
| AQ | 39247 | E. I. du Pont de Nemours and Company | 11/15/2010   | 1.00:1 | 30,050.00  | 6,010.00  | 12,020.00 | 12,020.00 | 12,020.00 |

\* There are Multiple Respondent Names associated to this Case No.

## Appendix 4: List of SEP's & SEP Projects - FY2011

### Single Program

|    |                      |  |            |           |           |          |           |           |           |
|----|----------------------|--|------------|-----------|-----------|----------|-----------|-----------|-----------|
|    | POLLUTION PREVENTION | The Respondent shall contribute the SEP Offset Amount to the Third-Party Recipient named above. The contribution will be to Texas Air Quality Research Center at Lamar University for the Flare Speciation and Air Quality Modeling project to be used as set forth in an agreement between the Third-Party Recipient and the TCEQ. SEP funds will be used for advanced modeling and simulations to identify the VOC species generated and emitted from industrial flares at chemical process facilities under various operating conditions and environmental conditions as well as determine the Combustion Efficiency (CE) and Destruction and Removal Efficiency (DRE). All dollars contributed will be used solely for the direct cost of the project and no portion will be spent on administrative costs. The SEP will be done in accordance with all federal, state and local environmental laws and regulations. | 12,020.00  | 12,020.00 |           |          |           |           |           |
| AQ | 40212                | City of Fort Worth   | 03/19/2011 | 1.00:1    | 15,900.00 | 3,180.00 | 0.00      | 12,720.00 | 12,720.00 |
|    | POLLUTION PREVENTION | The Respondent shall contribute to the Third-Party Recipient pursuant to the agreement between the Third-Party Recipient and the TCEQ. Specifically, the contribution will be used to aid local school districts, area transit agencies, and local governments in need of funding assistance to pay for the cost of the following activities to reduce emissions: 1) replacing older diesel buses with alternative fuelled or clean diesel buses; or 2) retrofitting older diesel buses with new, cleaner technology. The funds will be disbursed on a needs-rated basis, using non-attainment area status, condition of buses, and economic status of the recipient as possible rating factors if competition for the funds exists. To maximize funds, retrofitting will take priority over replacement of buses. Older buses deemed not suitable for retrofitting will be permanently retired and sold only for scrap. | 12,720.00  | 12,720.00 |           |          |           |           |           |
| AQ | 39330                | Exxon Mobil Corporation  | 09/26/2010 | 1.00:1    | 10,000.00 | 2,000.00 | 4,000.00  | 4,000.00  | 4,000.00  |
|    | POLLUTION PREVENTION | The Respondent shall contribute the SEP Offset Amount to the Third-Party Recipient named above. The contribution will be to Barbers Hill Independent School District for the Alternative Fueled Vehicle and Equipment Program as set forth in an agreement between the Third-Party Recipient and the TCEQ. SEP monies will be used to retire current diesel-powered or gasoline powered vehicles and equipment and replace those vehicles and equipment with alternative-fueled vehicles and equipment; convert current vehicles and equipment to alternative-fueled equipment; or retrofit current gasoline or diesel-powered equipment.<br><br>SEP Funds will only be used for the incremental costs of purchase of clean fuel or lower-emission vehicles or retrofit of existing vehicles and for the purchase of these cleaner burning fuels.  | 4,000.00   | 4,000.00  |           |          |           |           |           |
| AQ | 39952                | INEOS USA LLC  | 03/07/2011 | 1.00:1    | 70,000.00 | 0.00     | 35,000.00 | 35,000.00 | 35,000.00 |

\* There are Multiple Respondent Names associated to this Case No.

## Appendix 4: List of SEP's & SEP Projects - FY2011

### Single Program

|    |                      |  |            |            |            |            |            |            |            |
|----|----------------------|--|------------|------------|------------|------------|------------|------------|------------|
|    | POLLUTION PREVENTION | The Respondent shall contribute the SEP offset amount to the Third-Party Recipient named above. The contribution will be used by Brazoria County for the Brazoria County Vehicle and Equipment Program as set forth in an agreement between the Third-Party Recipient and the TCEQ. The Third-Party Recipient shall use SEP funds to: 1) retire current diesel powered or gasoline-powered vehicles and equipment and replace those vehicles and equipment with alternative-fueled or low-emission vehicles or equipment; 2) convert current vehicles and equipment to alternative-fueled vehicles or equipment; or 3) retrofit current gasoline-powered and diesel-powered vehicles and equipment to decrease emissions from those sources. SEP funds may only be used for: 1) the incremental costs of purchase of alternative-fueled or lower emission vehicles or equipment or retrofit of existing vehicles or equipment; 2) the incremental cost of purchase of alternative fuels versus regular gasoline or diesel fuels; or 3) other direct expenses authorized in advance and in writing by TCEQ.   | 35,000.00  | 35,000.00  |            |            |            |            |            |
| AQ | 39514                | Chevron Phillips Chemical Company LP   | 02/05/2011 | 1.00:1     | 527,900.00 | 105,580.00 | 211,160.00 | 211,160.00 | 211,160.00 |
|    | POLLUTION PREVENTION | The Respondent shall contribute the SEP offset amount to the Third-Party Recipient named above. The contribution will be to Houston Regional Monitoring Corporation for the HRMC Houston Area Air Monitoring to be used as set forth in an agreement between the Third-Party Recipient and the TCEQ. SEP funds will be used to supplement existing operation of a network of ambient air monitoring stations (designated HRM Sites 1, 3, 4, 7, 8, 10, Wallisville, and Lynchburg Ferry) that continuously measure and record concentrations of ambient air pollutants. Specifically, SEP funds will be used to operate, maintain, and potentially expand portions of the existing ambient air quality monitoring network in the Houston area in order to continue to provide information on data quality and trends to the public, TCEQ, and industry representatives. SEP funds may be used to operate a single monitoring site or multiple sites contingent upon the amount of SEP funds provided. All dollars contributed will be used solely for the direct cost of the project and no portion will be spent on administrative costs. The SEP will be done in accordance with all federal, state and local environmental laws and regulations. | 211,160.00 | 211,160.00 |            |            |            |            |            |
| AQ | 40418                | Shell Oil Company  | 06/20/2011 | 1.00:1     | 10,000.00  | 2,000.00   | 4,000.00   | 4,000.00   | 4,000.00   |
|    | POLLUTION PREVENTION | The Respondent will contribute to Barbers Hill Independent School District's ("Barbers Hill ISD") Alternative Fueled Vehicle and Equipment Program in Chambers County. The contribution will be used in accordance with the Supplemental Environmental Project Agreement between Barbers Hill ISD and the Texas Commission on Environmental Quality. SEP monies will be used to retire current diesel-powered or gasoline powered vehicles and equipment and replace those vehicles and equipment with alternative-fueled vehicles and equipment; convert current vehicles and equipment to alternative-fueled equipment; or retrofit current gasoline or diesel-powered equipment.<br><br>Environmental Benefits: Replacement of gasoline and diesel powered lawnmowers, heavy equipment, and vehicles with lower-emission items will reduce air pollution emissions of particulate matter (PM), volatile organic carbon (VOC) compounds, nitrogen oxides (NOx), and other pollutants associated with the combustion of fuel.   | 4,000.00   | 4,000.00   |            |            |            |            |            |
| AQ | 40922                | FAMCOR Oil, Inc.   | 07/31/2011 | 1.00:1     | 30,000.00  | 6,000.00   | 12,000.00  | 12,000.00  | 12,000.00  |

\* There are Multiple Respondent Names associated to this Case No.

## Appendix 4: List of SEP's & SEP Projects - FY2011

### Single Program

|     |       |                                     |   |           |           |           |           |           |
|-----|-------|-------------------------------------|---|-----------|-----------|-----------|-----------|-----------|
|     |       | POLLUTION PREVENTION                | The contribution will be used in accordance with the Supplemental Environmental Project Agreement between the Houston-Galveston AERCO and the Texas Commission on Environmental Quality. SEP monies will be used to pay for the cost of replacing older diesel buses with alternative fueled or clean diesel buses.   | 12,000.00 | 12,000.00 |           |           |           |
| IHW | 38579 | US Ecology Texas, Inc.              | 12/25/2010  | 1.00:1    | 54,600.00 | 10,920.00 | 21,840.00 | 21,840.00 |
|     |       | POLLUTION PREVENTION                | The Respondent shall contribute the SEP offset amount to the Third-Party Recipient named above. The contribution will be to Texas Association of Resource Conservation and Development Areas, Inc. to be used for the RC&D Water or Wastewater Treatment Assistance Program as set forth in an agreement between the Third-Party Recipient and the TCEQ. Specifically, the contribution will be used to provide low income rural homeowners with assistance to enable the repair or replacement of their failing on-site wastewater systems. SEP monies will be used to pay for the labor and materials costs related to repairing or replacing the failing systems. The recipients will not be charged for the cost of replacing or repairing the failing systems. | 21,840.00 | 21,840.00 |           |           |           |
| IHW | 40362 | Munro Dry Cleaning Company          | 05/08/2011  | 1.00:1    | 6,525.00  | 1,305.00  | 2,610.00  | 2,610.00  |
|     |       | POLLUTION PREVENTION                | Project will coordinate with city and/or county government for hte clean up of sites where trash and debris has been disposed of illegally. Eligible sites will be limited to those where a responsible party can not be identified, there is no preexisting obligation to clean up the site by the owner or the government, and reasonable efforts have already been taken to prevent the dumping. SEP funds shall be used for the direct cost of collection and disposal of the trash and debris.<br><br>Benefit: Help rid communities of the dangers and health threats associated with non-regulated trash dumps which contaminate air and water, and harbor disease carrying animals and insects.  | 2,610.00  | 2,610.00  |           |           |           |
| IHW | 39340 | Cemex Cement of Texas, L.P. *       | 08/27/2011  | 1.00:1    | 23,850.00 | 0.00      | 11,925.00 | 11,925.00 |
|     |       | CLEAN UP                            | Respondent shall coordinate with local city and county government officials and private entities to clean up sites where tires have been disposed of illegally, or to conduct tire collection events where residents will be able to drop off tires for proper disposal or recycling. Eligible tire cleanup sites will be limited to areas where a responsible party cannot be identified or where there is no preexisting obligation to clean up the site by the owner or government and where reasonable efforts have been made to prevent the dumping. SEP monies will be used for the direct cost of collection and disposal of tires and debris.   | 11,925.00 | 11,925.00 |           |           |           |
| IHW | 37853 | Momentive Specialty Chemicals, Inc. | 10/15/2010  | 1.00:1    | 79,600.00 | 0.00      | 39,800.00 | 39,800.00 |
|     |       | POLLUTION PREVENTION                | Project shall coordinate collection events for local residents to bring in household hazardous waste such as paint, thinners, pesticides, oil and gas, corrosive cleaners, and fertilizers for proper disposal. Where available, the projects may also offer electronics collection and recycling. SEP funds shall be used for collection, recycling and disposal.  | 19,900.00 | 19,900.00 |           |           |           |

\* There are Multiple Respondent Names associated to this Case No.

## Appendix 4: List of SEP's & SEP Projects - FY2011

### Single Program

|     |                      |   |  |        |            |           |           |           |           |
|-----|----------------------|---|--|--------|------------|-----------|-----------|-----------|-----------|
|     | CLEAN UP             |   | Respondent shall contribute to Third Party Recipient and contribution will be used to clean up sites where tires have been disposed of illegally. The SEP Offset Amount will be used to pay for the labor and disposal costs associated with proper clean up and disposal of abandoned tires. Eligible cleanup sites will be limited to those where a responsible party cannot be found and where reasonable efforts have been made to prevent the dumping. Any SEP Offset Amount remaining after completion of this project may, upon approval of the Executive Director, be applied to another approved RC&D project.<br><br>Respondent shall also contribute to Third Party Recipient for Household Hazardous Waste collection whereby residents shall be allowed to bring household hazardous waste to the collection site for proper disposal. Specifically, the SEP Offset Amount will pay for the labor and disposal costs associated with properly disposing of paint, thinners, pesticides, oil and gas, corrosive cleaners, fertilizers, and other wastes. Citizens will not be charged disposal fees. The project will be administered in accordance with TCEQ guidance on household hazardous waste and in compliance with federal, state, and local environmental laws and regulations.   |        |            |           |           | 19,900.00 | 19,900.00 |
| IHW | 40588                | Diamond Shamrock Refining Company, L.P. | 08/27/2011   | 1.00:1 | 103,075.00 | 20,615.00 | 41,230.00 | 41,230.00 | 41,230.00 |
|     | POLLUTION PREVENTION |   | Project will repair or replace failing water systems or on-site wastewater systems for low-income homeowners. SEP funds will be used to pay for the labor and material costs related to repairing or replacing the failing systems. The recipients will not be charged for the cost of replacing or repairing the failing system.<br>Benefit: Protect water sources for drinking, recreation and wildlife from contamination from the failing treatment systems; protect public health from contaminated drinking water supplies.<br>Eligible Counties: Statewide<br>Minimum Contribution: \$2,000   |        |            |           |           | 41,230.00 | 41,230.00 |
| IHW | 40000                | Formosa Plastics Corporation, Texas     | 02/20/2011   | 1.00:1 | 67,675.00  | 13,535.00 | 27,070.00 | 27,070.00 | 27,070.00 |
|     | POLLUTION PREVENTION |   | The Respondent shall contribute the SEP Offset Amount to the Third-Party Recipient named above. The contribution will be to the National Audubon Society for the Sundown Sanctuary Island Anti-erosion, Re-vegetation and Pest Control Project. The Sundown Island and four other small coastal islands located off Port O'Connor are major sites for nesting colonial waterbirds. These islands are increasingly subject to erosion and consequent land loss due to an increasing number of vessels, storm winds and surges, etc. Texas coastal sanctuary islands in this area host one of the largest roseate spoonbill, reddish egret and brown pelican colonies in the U.S. Colonial. The SEP offset amount will be used to restore the size of the islands utilizing dredge spoil, conduct re-vegetation using native plants, and treat vegetation to control pest populations.<br><br>The SEP will be done in accordance with all federal, state and local environmental laws and regulations. All dollars contributed will be used solely for the direct cost of the project and no portion will be spent on administrative costs. The Respondent shall not profit from this SEP in any manner. The Respondent certifies that it has no prior commitment to make this contribution and that it is being done solely in an effort to settle this enforcement action. |        |            |           |           | 27,070.00 | 27,070.00 |
| IHW | 40327                | Shell Oil Company                       | 05/08/2011   | 1.00:1 | 97,020.00  | 19,404.00 | 38,808.00 | 38,808.00 | 38,808.00 |

\* There are Multiple Respondent Names associated to this Case No.

## Appendix 4: List of SEP's & SEP Projects - FY2011

### Single Program

|                           |       |   |            |           |           |           |           |           |           |
|---------------------------|-------|---|------------|-----------|-----------|-----------|-----------|-----------|-----------|
| POLLUTION PREVENTION      |       | Contributions will be used in accordance with the Supplemental Environmental Project Agreement between the Armand Bayou Nature Center and the Texas Commission on Environmental Quality. The tallgrass prairie was once a common ecosystem in Texas and the United States. Today more than 99% of this habitat has been lost and the remainder is highly fragmented and severely threatened by exotic species and development. Prescribed burning is one stewardship tool used to maintain a tallgrass prairie ecosystem. If the prairie is not maintained, it can be destroyed by invasive species which primarily include the Chinese Tallow tree and other woody plants. Historically, prairies were managed by grazing, natural fires set by lightning, or fires set by Native Americans to aid in their hunter-gatherer lifestyle. ABNC must employ prescribed burning methods and can not use more natural stewardship tools due to its location in the center of a highly urbanized and industrialized area. ABNC=s stewards | 38,808.00  | 38,808.00 |           |           |           |           |           |
| IHW                       | 39785 | Intergulf Corporation   | 08/27/2011 | 1.00:1    | 52,600.00 | 0.00      | 26,300.00 | 26,300.00 | 26,300.00 |
| ENVIRONMENTAL ENHANCEMENT |       | The Respondent shall contribute to the SEP offset amount to the Third-Party Recipient named above. The contribution will be to Armand Bayou Nature Center to be used for the Coastal Tall Grass Management-Prescribed Burn Program and Prairie Restoration Project Program as set forth in an agreement between the Third-Party Recipient and the TCEQ. Specifically, the contribution will be used to pay for the labor and materials costs associated with conducting prescribed burns, removing non-native trees, and for planting native trees and plants.<br><br>The Respondent certifies that there is no prior commitment to do this project and that it is being performed solely in an effort to settle this enforcement action.   | 13,150.00  | 13,150.00 |           |           |           |           |           |
| ENVIRONMENTAL ENHANCEMENT |       | the SEP Offset Amount will be used to restore shoreline elevations, grow plants for shoreline restoration, and plant new habitat. Historic subsidence and erosion have resulted in shoreline elevations which are too low to support vegetation. This project will seek to raise elevations by scraping and terracing. Scraping involves the use of earthmoving equipment to grade an eroded, bluff-like shoreline so that it slopes gradually towards the water resulting in the ability of plant growth. Terracing uses earthmoving equipment to create small levees by burrowing and stacking sediment in shallow water. The higher elevation can then be planted with emergent vegetation. The SEP Offset Amount will be used to pay for the direct cost of the implementation of the project, including material, equipment and labor costs.   | 13,150.00  | 13,150.00 |           |           |           |           |           |
| IHW                       | 38720 | Exxon Mobil Corporation   | 02/05/2011 | 1.00:1    | 69,600.00 | 13,920.00 | 27,840.00 | 27,840.00 | 27,840.00 |
| POLLUTION PREVENTION      |       | The Respondent shall contribute the SEP offset amount to the Third-Party Recipient named above. The contribution will be to Texas Association of Resource Conservation and Development Areas, Inc. to be used for the RC&D Water or Wastewater Treatment Assistance Program as set forth in an agreement between the Third-Party Recipient and the TCEQ. Specifically, the contribution will be used to provide low income rural homeowners with assistance to enable the repair or replacement of their failing on-site wastewater systems. SEP monies will be used to pay for the labor and materials costs related to repairing or replacing the failing systems. The recipients will not be charged for the cost of replacing or repairing the failing systems.   | 27,840.00  | 27,840.00 |           |           |           |           |           |
| IHW                       | 40762 | Holly Energy Partners - Operating, L.P.   | 07/02/2011 | 1.00:1    | 30,350.00 | 6,070.00  | 12,140.00 | 12,140.00 | 12,140.00 |

\* There are Multiple Respondent Names associated to this Case No.

## Appendix 4: List of SEP's & SEP Projects - FY2011

### Single Program

|     |       |                             |   |        |            |           |            |            |            |
|-----|-------|-----------------------------|---|--------|------------|-----------|------------|------------|------------|
|     |       | POLLUTION PREVENTION        | Project will repair or replace failing water systmes or on-site wastewater systems for low-income homeowners. SEP funds will be used to pay for the labor and material costs related to repairing or replacing the failing systems. The recipients will not be charged for the cost of replacing or repairing the failing system.<br>Benefit: Protect water sources for drinking, recreation and wildlife from contamination from the failing treatment systems; protect public health from contaminated drinking water supplies.<br>Eligible Counties: Statewide<br>Minimum Contribution: \$2,000  |        |            |           | 12,140.00  | 12,140.00  |            |
| IHW | 38848 | Southwest Shipyard, L.P.    | 09/26/2010  | 1.00:1 | 397,856.00 | 79,571.00 | 159,143.00 | 159,142.00 | 159,142.00 |
|     |       | POLLUTION PREVENTION        | The Respondent shall contribute the SEP offset amount to the Third-Party Recipient named above. The contribution will be to Armand Bayou Nature Center to be used for the Coastal Tall Grass Management-Prescribed Burn Program and Prairie Restoration Project Program as set forth in an agreement between the Third-Party Recipient and the TCEQ. Specifically, the contribution will be used to pay for the labor and materials costs associated with conducting prescribed burns, removing non-native trees, and for planting native trees and plants.   |        |            |           |            | 159,142.00 | 159,142.00 |
| IHW | 36502 | Valero Refining-Texas, L.P. | 10/15/2010  | 1.00:1 | 38,688.00  | 0.00      | 19,344.00  | 19,344.00  | 19,344.00  |
|     |       | POLLUTION REDUCTION         | Performing Party is developing a 162-acre nature park on the shores of Oso Bay (the "Property"). The Oso Conservation Interpretive Park will include a nature center building, interpretive trails, and significant habitat for wildlife (enhanced through wetland construction, wetland restoration, and invasive species control). The Property already contains wetlands, although some of the wetland complexes have been degraded due to poor rangeland management.<br>Performing Party shall use SEP Funds to assist in developing the park and the nature center building to the U.S. Green Building Council's LEED (Leadership in Energy and Environmental Design (LEED) Green Building Rating System) standards. |        |            |           |            | 19,344.00  | 19,344.00  |
| MSW | 40927 | City of Big Lake            | 07/31/2011  | 1.00:1 | 3,937.00   | 787.00    | 0.00       | 3,150.00   | 3,150.00   |
|     |       | POLLUTION PREVENTION        | Project will repair or replace failing water systmes or on-site wastewater systems for low-income homeowners. SEP funds will be used to pay for the labor and material costs related to repairing or replacing the failing systems. The recipients will not be charged for the cost of replacing or repairing the failing system.<br>Benefit: Protect water sources for drinking, recreation and wildlife from contamination from the failing treatment systems; protect public health from contaminated drinking water supplies.<br>Eligible Counties: Statewide<br>Minimum Contribution: \$2,000  |        |            |           |            | 3,150.00   | 3,150.00   |
| MSW | 39780 | City of Newton              | 05/08/2011  | 1.00:1 | 7,000.00   | 1,400.00  | 0.00       | 5,600.00   | 5,600.00   |
|     |       | POLLUTION REDUCTION         | Respondent shall perform an illegal trash dump cleanup along Meek Street between MLK Street and State Highway 87 and also along Sylvester Street northwest of MLK Street (the "project") in Newton County, Texas. The project will utilize city crews and heavy equipment to collect and haul away discarded miscellaneous household items such as dilapidated furniture, broken appliances from the two sites. The collected waste will be transported to the Dewey Solid Waste Landfill, in Deweyville, Newton County, Texas.   |        |            |           |            | 5,600.00   | 5,600.00   |
| MSW | 35798 | City of Kingsville          | 12/25/2010  | 1.00:1 | 80,625.00  | 0.00      | 0.00       | 80,625.00  | 80,625.00  |

\* There are Multiple Respondent Names associated to this Case No.



## Appendix 4: List of SEP's & SEP Projects - FY2011

### Single Program

|     |                      |  |            |           |           |          |          |          |          |
|-----|----------------------|--|------------|-----------|-----------|----------|----------|----------|----------|
|     | POLLUTION PREVENTION | The Respondent shall contribute the SEP amount to the Third-Party Recipient pursuant to the agreement between the Third-Party Recipient and the TCEQ. Specifically, the contribution will be used to provide local residents with a means of properly disposing household hazardous wastes such as paint, thinners, pesticides, oil and gas, corrosive cleaners, and fertilizers in one day collection events. SEP monies will be used to pay for the associated labor, materials, and disposal costs. Citizens will not be charged disposal fees. The project is administered in accordance with TCEQ guidance on household hazardous waste and in compliance with federal, state, and local environmental laws and regulations. All dollars contributed will be used solely for the direct cost of the project and no portion will be spent on administrative costs.   | 40,312.00  | 40,312.00 |           |          |          |          |          |
|     | POLLUTION PREVENTION | The Respondent shall contribute to the SEP offset amount to the Third-Party Recipient named above. The contribution will be to Texas Association of Resource Conservation and Development Areas, Inc. to be used for the RC&D Abandoned Tire Clean-Up Program as set forth in an agreement between the Third-Party Recipient and the TCEQ. Specifically, the contribution will be used to clean-up sites where tires have been disposed of illegally. Eligible sites will be limited to those where a responsible party cannot be found and where reasonable efforts have been made to prevent the dumping. SEP monies will be used to pay for the direct cost of collecting and disposing of tires. All dollars contributed will be used solely for the direct cost of the project and no portion will be spent on administrative costs. The SEP will be done in accordance with all federal, state and local environmental laws and regulations. | 40,313.00  | 40,313.00 |           |          |          |          |          |
| PST | 41039                | City of Arlington  | 08/27/2011 | 1.00:1    | 5,000.00  | 1,000.00 | 0.00     | 4,000.00 | 4,000.00 |
|     | CLEAN UP             | Respondent shall cleanup illegally dumped waste located at 32.78.812N - 97.13.976W, on Greenbelt Road along the Trinity River on the edge of River Legacy Park and install a fence to help prevent future illegal dumping (the "Project"). Respondent shall bid for contractors to remove and haul away items such as an old boat, dilapidated roof and other bulky waste items and to install a fence along Greenbelt Road. In addition to the fence, Respondent shall erect "No Dumping" signs to discourage future dumping and shall post a sign in a conspicuous location to advertise that the cleanup was performed as a Supplemental Environmental Project as settlement of an enforcement action with TCEQ.  | 4,000.00   | 4,000.00  |           |          |          |          |          |
| PST | 41103                | Allied Waste Systems, Inc.   | 08/27/2011 | 1.00:1    | 14,368.00 | 2,873.00 | 5,748.00 | 5,747.00 | 5,747.00 |
|     | POLLUTION PREVENTION | Project will coordinate with city and/or county government for the clean up of sites where trash and debris has been disposed of illegally. Eligible sites will be limited to those where a responsible party can not be identified, there is no preexisting obligation to clean up the site by the owner or the government, and reasonable efforts have already been taken to prevent the dumping. SEP funds shall be used for the direct cost of collection and disposal of the trash and debris.<br><br>Benefit: Help rid communities of the dangers and health threats associated with non-regulated trash dumps which contaminate air and water, and harbor disease carrying animals and insects.<br><br>Eligible Counties: Statewide<br><br>Minimum Contribution: \$2,000  | 5,747.00   | 5,747.00  |           |          |          |          |          |
| PST | 40991                | City of Grapevine  | 07/31/2011 | 1.00:1    | 1,875.00  | 375.00   | 0.00     | 1,500.00 | 1,500.00 |

\* There are Multiple Respondent Names associated to this Case No.

## Appendix 4: List of SEP's & SEP Projects - FY2011

### Single Program

|     |                      |  |            |          |           |          |           |           |           |
|-----|----------------------|--|------------|----------|-----------|----------|-----------|-----------|-----------|
|     | POLLUTION PREVENTION | Respondent shall hold a one-day event for the collection of used tires for proper disposal (the "Project"). The event will be advertised in the local newspaper of largest circulation and all include the required enforcement statement. Bids for an authorized tire contractor will be solicited and provided. City personnel will be used to direct traffic and assist with the collection of tires. Citizens will be invited to drop off tires at the collection site located at 501 Shady Brook Drive, Grapevine, Texas. The contractor will pick up and transport the tires to a proper disposal.   | 1,500.00   | 1,500.00 |           |          |           |           |           |
| PST | 40974                | WTG Fuels, Inc.  | 07/02/2011 | 1.00:1   | 1,875.00  | 375.00   | 750.00    | 750.00    | 750.00    |
|     | POLLUTION PREVENTION | Contributions will be used to pay for labor and materials costs associated with implementing the Marsh Mania Project, which include restoring shoreline elevations, growing plants for shoreline restoration, and planting new habitat. Historic subsidence and erosion have resulted in shoreline elevations which are too low to support vegetation. This project will seek to raise elevations by scraping and terracing. Scraping involves the use of earthmoving equipment of grae an eroded, bluff-like shoreline so that it slopes gradually towards the water resulting in the ability of plant growth. Terracing uses earthmoving equipment to create small levees by burrowing and stacking sediment in shallow water.   |            |          |           |          | 750.00    | 750.00    |           |
| PWS | 39878                | City of Cockrell Hill  | 03/07/2011 | 1.00:1   | 2,430.00  | 0.00     | 0.00      | 2,430.00  | 2,430.00  |
|     | POLLUTION PREVENTION | The Respondent shall contribute the SEP offset amount to the Third-Party Recipient named above. The contribution will be to Keep Texas Beautiful for the Stop Trashing Texas project as set forth in an agreement between the Third-Party Recipient and the TCEQ. Specifically, SEP funds will pay for the labor and disposal costs associated with cleanup of unauthorized trash dumps by supplying project coordination, labor, supplies, and materials for clean up events statewide. SEP funds used for this purpose shall be limited to the actual direct costs for the specific purpose necessary to meet the requirements of the SEP and no potion of the SEP funds will be spent on administrative costs related to this portion of the SEP. Trash dump cleanups may be coordinated with waste collection facilities and/or local governments to employ heavy machinery for the removal of large waste items. To the maximum extent possible, cleanups shall be accomplished with the use of volunteers from community groups, private companies, schools, and youth organizations. SEP funds may be used for activities. This project will be administered in accordance with federal, state, and local environmental laws and regulations. |            |          |           |          | 2,430.00  | 2,430.00  |           |
| WQ  | 39914                | City of Kilgore  | 05/22/2011 | 1.00:1   | 25,704.00 | 5,140.00 | 0.00      | 20,564.00 | 20,564.00 |
|     | POLLUTION REDUCTION  | The Respondent shall hold two one-day events for the collection, recycling, or proper disposal of residential electronic waste ("E-waste") consisting of computers, cell phones, scanners and televisions; and residential universal waste ("U-waste") consisting of household batteries, florescent light bulbs and non-empty aerosol cans. The Respondent shall offer a designated drop-off location where the public can drop off materials for disposal or recycling at no cost to the citizens. The events will be advertised in a local newspaper to increase public awareness of and participation in the events.   |            |          |           |          | 20,564.00 | 20,564.00 |           |
| WQ  | 39767                | Texas Department of Transportation   | 12/04/2010 | 1.00:1   | 3,060.00  | 612.00   | 0.00      | 2,448.00  | 2,448.00  |

\* There are Multiple Respondent Names associated to this Case No.

## Appendix 4: List of SEP's & SEP Projects - FY2011

### Single Program

|    |                      |   |            |        |           |          |           |           |           |
|----|----------------------|---|------------|--------|-----------|----------|-----------|-----------|-----------|
|    | POLLUTION PREVENTION | The Respondent shall contribute the SEP offset amount to the Third-Party Recipient named above. The contribution will be to Texas Association of Resource Conservation and Development Areas, Inc. to be used for the RC&D Unauthorized Trash Dump Clean-Up Program as set forth in an agreement between the Third-Party Recipient and the TCEQ. Specifically, the contribution will be used to coordinate with city and/or county governmental officials regarding the clean up of sites where trash has been disposed of illegally. Eligible sites will be limited to those where a responsible party can not be identified and where there is no pre-existing obligation to clean up the site by the owner or the government. Additionally, reasonable efforts must have already been taken to prevent the dumping. SEP monies will be used to pay for the direct cost of collection and disposal of debris. All dollars contributed will be used solely for the direct cost of the project and no portion will be spent on administrative costs. The SEP will be done in accordance with all federal, state and local environmental laws and regulations. |            |        |           |          | 2,448.00  | 2,448.00  |           |
| WQ | 40567                | City of San Augustine   | 07/02/2011 | 1.00:1 | 37,975.00 | 7,595.00 | 0.00      | 30,380.00 | 30,380.00 |
|    | POLLUTION PREVENTION | Project will repair or replace failing water systems or on-site wastewater systems for low-income homeowners. SEP funds will be used to pay for the labor and material costs related to repairing or replacing the failing systems. The recipients will not be charged for the cost of replacing or repairing the failing system. Benefit: Protect water sources for drinking, recreation and wildlife from contamination from the failing treatment systems; protect public health from contaminated drinking water supplies. Eligible Counties: Statewide Minimum Contribution: \$2,000   |            |        |           |          | 30,380.00 | 30,380.00 |           |
| WQ | 39527                | MeadWestvaco Texas, L.P.  | 11/15/2010 | 1.00:1 | 28,361.00 | 5,672.00 | 11,344.00 | 11,345.00 | 11,345.00 |
|    | POLLUTION PREVENTION | The Respondent shall contribute the SEP offset amount to the Third-Party Recipient named above. The contribution will be to Texas Association of Resource Conservation and Development Areas, Inc. to be used for the RC&D Water or Wastewater Treatment Assistance Program as set forth in an agreement between the Third-Party Recipient and the TCEQ. Specifically, the contribution will be used to provide low income rural homeowners with assistance to enable the repair or replacement of their failing on-site wastewater systems. SEP monies will be used to pay for the labor and materials costs related to repairing or replacing the failing systems. The recipients will not be charged for the cost of replacing or repairing the failing systems.   |            |        |           |          | 11,345.00 | 11,345.00 |           |
| WQ | 39821                | Rancho Sienna KC, LP  | 02/05/2011 | 1.00:1 | 4,500.00  | 900.00   | 1,800.00  | 1,800.00  | 1,800.00  |
|    | POLLUTION PREVENTION | The Respondent shall contribute the SEP offset amount to the Third-Party Recipient named above. The contribution will be to Texas Association of Resource Conservation and Development Areas, Inc. to be used for the RC&D Unauthorized Trash Dump Clean-Up Program as set forth in an agreement between the Third-Party Recipient and the TCEQ. Specifically, the contribution will be used to coordinate with city and/or county governmental officials regarding the clean up of sites where trash has been disposed of illegally. Eligible sites will be limited to those where a responsible party can not be identified and where there is no pre-existing obligation to clean up the site by the owner or the government. Additionally, reasonable efforts must have already been taken to prevent the dumping. SEP monies will be used to pay for the direct cost of collection and disposal of debris. All dollars contributed will be used solely for the direct cost of the project and no portion will be spent on administrative costs. The SEP will be done in accordance with all federal, state and local environmental laws and regulations. |            |        |           |          | 1,800.00  | 1,800.00  |           |
| WQ | 38830                | City of Edinburg  | 09/26/2010 | 1.00:1 | 60,900.00 | 0.00     | 0.00      | 60,900.00 | 60,900.00 |

\* There are Multiple Respondent Names associated to this Case No.

## Appendix 4: List of SEP's & SEP Projects - FY2011

### Single Program

|                      |       |   |            |        |           |          |           |           |          |
|----------------------|-------|---|------------|--------|-----------|----------|-----------|-----------|----------|
| POLLUTION PREVENTION |       | The Respondent shall contribute the SEP offset amount to the Third-Party Recipient named above. The contribution will be to Keep Texas Beautiful for the Stop Trashing Texas project as set forth in an agreement between the Third-Party Recipient and the TCEQ. Specifically, SEP funds will pay for the labor and disposal costs associated with cleanup of unauthorized trash dumps by supplying project coordination, labor, supplies, and materials for clean up events statewide. SEP funds used for this purpose shall be limited to the actual direct costs for the specific purpose necessary to meet the requirements of the SEP and no portion of the SEP funds will be spent on administrative costs related to this portion of the SEP. Trash dump cleanups may be coordinated with waste collection facilities and/or local governments to employ heavy machinery for the removal of large waste items. To the maximum extent possible, cleanups shall be accomplished with the use of volunteers from community groups, private companies, schools, and youth organizations. SEP funds may be used for activities. This project will be administered in accordance with federal, state, and local environmental laws and regulations. |            |        |           |          | 30,450.00 | 30,450.00 |          |
| POLLUTION PREVENTION |       | The Respondent shall contribute the SEP offset amount to the Third-Party Recipient named above. The contribution will be to Texas Association of Resource Conservation and Development Areas, Inc. to be used for the RC&D Water or Wastewater Treatment Assistance Program as set forth in an agreement between the Third-Party Recipient and the TCEQ. Specifically, the contribution will be used to provide low income rural homeowners with assistance to enable the repair or replacement of their failing on-site wastewater systems. SEP monies will be used to pay for the labor and materials costs related to repairing or replacing the failing systems. The recipients will not be charged for the cost of replacing or repairing the failing systems.   |            |        |           |          | 30,450.00 | 30,450.00 |          |
| WQ                   | 40438 | Hamshire-Fannett Independent School District  | 03/19/2011 | 1.00:1 | 6,660.00  | 1,332.00 | 0.00      | 5,328.00  | 5,328.00 |
| POLLUTION PREVENTION |       | The Respondent shall contribute the SEP offset amount to the Third-Party Recipient named above. The contribution will be to Jefferson County Government to be used for the Cheek Community First Time Sewer Service for Low Income Home Owners project. Specifically, SEP monies will be used to provide first time sewer service for low-income residential customers in the Candlelight and Martel Subdivisions (Cheek Community) located in the western area of Jefferson County. This area has open sewage pits or poorly maintained septic systems which are a hazard to human health and the environment. SEP Funds will be used to install wastewater infrastructure and a low pressure sewer system consisting of grinder pump stations located at each home. The project will be administered in accordance with federal, state, and local environmental laws and regulations.   |            |        |           |          | 5,328.00  | 5,328.00  |          |
| WQ                   | 40733 | Veolia ES Technical Solutions, L.L.C.   | 06/20/2011 | 1.00:1 | 11,500.00 | 2,300.00 | 4,600.00  | 4,600.00  | 4,600.00 |

\* There are Multiple Respondent Names associated to this Case No.

## Appendix 4: List of SEP's & SEP Projects - FY2011

### Single Program

|    |                           |   |            |           |           |          |      |           |           |
|----|---------------------------|---|------------|-----------|-----------|----------|------|-----------|-----------|
|    | POLLUTION PREVENTION      | RC&D will coordinate with local city and county government officials to clean-up sites where tires have been disposed of illegally. Contributions will be used to clean up illegal tire sites. Eligible sites will be limited to areas where a responsible party can not be identified and where there is no preexisting obligation to clean up the site by the owner or government. SEP monies will be used for the direct cost of collection and disposal of debris and tires. Benefit: Helps rid communities of the dangers and health threats associated with illegal tire sites. Eligible Counties: All counties in the state of Texas that are within the boundaries of one of the 23 RC&D Areas in the state of Texas. Estimated Time to Complete: 12 months. Estimated Cost: \$ 4,500 per collection event.   | 4,600.00   | 4,600.00  |           |          |      |           |           |
| WQ | 37788                     | City of Godley  | 04/18/2011 | 1.00:1    | 44,750.00 | 0.00     | 0.00 | 44,750.00 | 44,750.00 |
|    | POLLUTION PREVENTION      | Project shall coordinate collection events for local residents to bring in household hazardous waste such as paint, thinners, pesticides, oil and gas, corrosive cleaners, and fertilizers for proper disposal. Where available, the projects may also offer electronics collection and recycling. SEP funds shall be used for collection, recycling and disposal.  | 18,000.00  | 18,000.00 |           |          |      |           |           |
|    | POLLUTION REDUCTION       | Project will repair or replace failing water systems or on-site wastewater systems for low-income homeowners. SEP funds will be used to pay for the labor and material costs related to repairing or replacing the failing systems. The recipients will not be charged for the cost of replacing or repairing the failing system.   | 26,750.00  | 26,750.00 |           |          |      |           |           |
| WQ | 40880                     | City of Cleveland   | 07/02/2011 | 1.00:1    | 7,600.00  | 1,520.00 | 0.00 | 6,080.00  | 6,080.00  |
|    | POLLUTION PREVENTION      | Project will repair or replace failing water systems or on-site wastewater systems for low-income homeowners. SEP funds will be used to pay for the labor and material costs related to repairing or replacing the failing systems. The recipients will not be charged for the cost of replacing or repairing the failing system. Benefit: Protect water sources for drinking, recreation and wildlife from contamination from the failing treatment systems; protect public health from contaminated drinking water supplies. Eligible Counties: Statewide Minimum Contribution: \$2,000   | 6,080.00   | 6,080.00  |           |          |      |           |           |
| WQ | 40136                     | City of Uvalde  | 05/08/2011 | 1.00:1    | 8,400.00  | 1,680.00 | 0.00 | 6,720.00  | 6,720.00  |
|    | ENVIRONMENTAL RESTORATION | The Respondent shall replant the Cooks Slough Nature Park constructed wetland, which is a freshwater marsh with new emergent plantings including approximately one-thousand cattails (Typha latifolia) and an equal number of soft stem bulrushes (Scirpus validus). Water levels will be lowered to allow for proper planting. Plantings will be made in the shallow areas of the wetland following the seasonal departure of migratory waterfowl from the existing wetland area. Wetlands provide productive ecosystems that are rich in organic matter and nutrients which support organisms within the wetland and can be effective in improving the water quality in area lakes, rivers, and estuaries. Improving wetland vegetation impacts the productivity of these systems by supporting waterfowl and other wildlife, as well as capturing sediments, and filtering pollutants, which improves water quality. | 6,720.00   | 6,720.00  |           |          |      |           |           |
| WQ | 39163                     | Town of Little Elm  | 04/18/2011 | 1.00:1    | 12,225.00 | 2,445.00 | 0.00 | 9,780.00  | 9,780.00  |

\* There are Multiple Respondent Names associated to this Case No.

## Appendix 4: List of SEP's & SEP Projects - FY2011

### Single Program

|    |                      |   |            |           |           |          |           |           |           |
|----|----------------------|---|------------|-----------|-----------|----------|-----------|-----------|-----------|
|    | POLLUTION PREVENTION | The Respondent shall conduct two city-wide pharmaceutical collection events to provide city-wide collection and proper disposal of pharmaceuticals at no cost to the public. The events will include collection and proper disposal of pharmaceuticals, including those that may be considered to have endocrine disrupting effects, from citizens in the Town of Little Elm and surrounding communities.<br><br>This SEP will provide a discernible environmental benefit by providing proper and safe disposal of harmful chemicals that can leach into the soil, water, and air. The events are designed to help alleviate the threat to wildlife posed by improperly disposed pharmaceuticals, which can cause endocrine disruption and affect other biological processes.  | 9,780.00   | 9,780.00  |           |          |           |           |           |
| WQ | 40073                | City of Odem  | 06/20/2011 | 1.00:1    | 5,495.00  | 0.00     | 0.00      | 5,495.00  | 5,495.00  |
|    | POLLUTION REDUCTION  | Respondent shall perform a waterway cleanup project (the "project") along Peter Swale Creek, in the Bayside Watershed, a tributary to the Aransas River, in San Patricio County, Texas. The project will remove illegally discarded bulky municipal waste including but not limited to abandoned tires, dilapidated furniture, broken appliances, animal carcasses, and trash. The project will be performed at the intersection of County Road 1694 and County Road 2269 in San Patricio County, Texas.  | 5,495.00   | 5,495.00  |           |          |           |           |           |
| WQ | 40728                | Vam USA LLC   | 06/20/2011 | 1.00:1    | 71,424.00 | 0.00     | 35,712.00 | 35,712.00 | 35,712.00 |
|    | POLLUTION PREVENTION | Contributions will be used in accordance with the Supplemental Environmental Project Agreement between the Armand Bayou Nature Center and the Texas Commission on Environmental Quality. The tallgrass prairie was once a common ecosystem in Texas and the United States. Today more than 99% of this habitat has been lost and the remainder is highly fragmented and severely threatened by exotic species and development. Prescribed burning is one stewardship tool used to maintain a tallgrass prairie ecosystem. If the prairie is not maintained, it can be destroyed by invasive species which primarily include the Chinese Tallow tree and other woody plants. Historically, prairies were managed by grazing, natural fires set by lightning, or fires set by Native Americans to aid in their hunter-gatherer lifestyle. ABNC must employ prescribed burning methods and can not use more natural stewardship tools due to its location in the center of a highly urbanized and industrialized area. ABNC=s stewards | 17,856.00  | 17,856.00 |           |          |           |           |           |
|    | POLLUTION PREVENTION | Trash Bash is an annual event that entails the use of volunteers to clean up trash and pollutants from Galveston Bay and waterways in the San Jacinto watershed. The project has resulted in the removal of an average of 141.7 tons of trash and 729 abandoned tires annually from these waterways. SEP monies will pay for materials, supplies, disposal costs and transportation costs directly associated with the clean up of trash.   | 17,856.00  | 17,856.00 |           |          |           |           |           |
| WQ | 40820                | City of Big Lake  | 06/20/2011 | 1.00:1    | 11,934.00 | 0.00     | 0.00      | 11,934.00 | 11,934.00 |
|    | POLLUTION PREVENTION | Project will repair or replace failing water systems or on-site wastewater systems for low-income homeowners. SEP funds will be used to pay for the labor and material costs related to repairing or replacing the failing systems. The recipients will not be charged for the cost of replacing or repairing the failing system.<br>Benefit: Protect water sources for drinking, recreation and wildlife from contamination from the failing treatment systems; protect public health from contaminated drinking water supplies.<br>Eligible Counties: Statewide<br>Minimum Contribution: \$2,000  | 11,934.00  | 11,934.00 |           |          |           |           |           |
| WQ | 39654                | City of New Deal  | 10/25/2010 | 1.00:1    | 7,670.00  | 1,534.00 | 0.00      | 6,136.00  | 6,136.00  |

\* There are Multiple Respondent Names associated to this Case No.

## Appendix 4: List of SEP's & SEP Projects - FY2011

### Single Program

|    |                      |   |            |           |           |          |      |           |           |
|----|----------------------|---|------------|-----------|-----------|----------|------|-----------|-----------|
|    | POLLUTION PREVENTION | The Respondent shall contribute the SEP offset amount to the Third-Party Recipient named above. The contribution will be to Texas Association of Resource Conservation and Development Areas, Inc. to be used for the RC&D Abandoned Tire Clean-Up Program as set forth in an agreement between the Third-Party Recipient and the TCEQ. Specifically, the contribution will be used to clean-up sites where tires have been disposed of illegally. Eligible sites will be limited to those where a responsible party cannot be found and where reasonable efforts have been made to prevent the dumping. SEP monies will be used to pay for the direct cost of collecting and disposing of tires. All dollars contributed will be used solely for the direct cost of the project and no portion will be spent on administrative costs. The SEP will be done in accordance with all federal, state and local environmental laws and regulations. | 6,136.00   | 6,136.00  |           |          |      |           |           |
| WQ | 41030                | City of Kingsville  | 08/13/2011 | 1.00:1    | 10,600.00 | 0.00     | 0.00 | 10,600.00 | 10,600.00 |
|    | POLLUTION PREVENTION | Project will repair or replace failing water systems or on-site wastewater systems for low-income homeowners. SEP funds will be used to pay for the labor and material costs related to repairing or replacing the failing systems. The recipients will not be charged for the cost of replacing or repairing the failing system.<br>Benefit: Protect water sources for drinking, recreation and wildlife from contamination from the failing treatment systems; protect public health from contaminated drinking water supplies.<br>Eligible Counties: Statewide<br>Minimum Contribution: \$2,000  | 10,600.00  | 10,600.00 |           |          |      |           |           |
| WQ | 40409                | City of Arlington   | 06/20/2011 | 1.00:1    | 7,500.00  | 0.00     | 0.00 | 7,500.00  | 7,500.00  |
|    | POLLUTION REDUCTION  | Respondent shall perform a cleanup in Lake Arlington in the Village Creek Watershed, a tributary of the West Fork Trinity River on the western border of Arlington just north of Interstate 20. The specific locations for the freshwater cleanup include 3512 Lake Powell and 3502 Yacht Club Court (the "project").   | 7,500.00   | 7,500.00  |           |          |      |           |           |
| WQ | 40228                | Comal County  | 06/20/2011 | 1.00:1    | 1,875.00  | 375.00   | 0.00 | 1,500.00  | 1,500.00  |
|    | POLLUTION PREVENTION | RC&D will coordinate with local city and county government officials to clean-up sites where tires have been disposed of illegally. Contributions will be used to clean up illegal tire sites. Eligible sites will be limited to areas where a responsible party can not be identified and where there is no preexisting obligation to clean up the site by the owner or government. SEP monies will be used for the direct cost of collection and disposal of debris and tires.<br>Benefit: Helps rid communities of the dangers and health threats associated with illegal tire sites.<br>Eligible Counties: All counties in the state of Texas that are within the boundaries of one of the 23 RC&D Areas in the state of Texas.<br>Estimated Time to Complete: 12 months.<br>Estimated Cost: \$ 4,500 per collection event.   | 1,500.00   | 1,500.00  |           |          |      |           |           |
| WQ | 40063                | Port O'Connor Municipal Utility District  | 02/20/2011 | 1.00:1    | 5,280.00  | 1,056.00 | 0.00 | 4,224.00  | 4,224.00  |

\* There are Multiple Respondent Names associated to this Case No.

## Appendix 4: List of SEP's & SEP Projects - FY2011

### Single Program

|    |                      |   |            |        |           |          |           |           |           |
|----|----------------------|---|------------|--------|-----------|----------|-----------|-----------|-----------|
|    | POLLUTION PREVENTION | The Respondent shall contribute the SEP Offset Amount to the Third-Party Recipient named above. The contribution will be to National Audubon Society for the Sundown Sanctuary Island Anti-erosion, Re-vegetation and Pest Control Project. The Sundown Island and four other small coastal islands located off Port O'Connor are major sites for nesting colonial waterbirds. These islands are increasingly subject to erosion and consequent land loss due to an increasing number of vessels, storm winds and surges, etc. Texas coastal sanctuary islands in this area host one of the largest roseate spoonbill, reddish egret and Brown pelican colonies in the U.S. Colonial. The SEP offset amount will be used to restore the size of the islands utilizing dredge spoil, conduct revegetation using native plants, and treat vegetation to control pest populations.<br><br>The SEP will be done in accordance with all federal, state and local environmental laws and regulations. All dollars contributed will be used solely for the direct cost of the project and no portion will be spent on administrative costs. The Respondent shall not profit from this SEP in any manner. The Respondent certifies that it has no prior commitment to make this contribution and that it is being done solely in an effort to settle this enforcement action. |            |        |           |          | 4,224.00  | 4,224.00  |           |
| WQ | 40932                | The Lubrizol Corporation  | 08/13/2011 | 1.00:1 | 35,800.00 | 7,160.00 | 14,320.00 | 14,320.00 | 14,320.00 |
|    | POLLUTION PREVENTION | Contributions will be used in accordance with the Supplemental Environmental Project Agreement between the Armand Bayou Nature Center and the Texas Commission on Environmental Quality. The tallgrass prairie was once a common ecosystem in Texas and the United States. Today more than 99% of this habitat has been lost and the remainder is highly fragmented and severely threatened by exotic species and development. Prescribed burning is one stewardship tool used to maintain a tallgrass prairie ecosystem. If the prairie is not maintained, it can be destroyed by invasive species which primarily include the Chinese Tallow tree and other woody plants. Historically, prairies were managed by grazing, natural fires set by lightning, or fires set by Native Americans to aid in their hunter-gatherer lifestyle. ABNC must employ prescribed burning methods and can not use more natural stewardship tools due to its location in the center of a highly urbanized and industrialized area. ABNC=s stewards   |            |        |           |          |           | 14,320.00 | 14,320.00 |
| WQ | 39871                | Texas Department of Transportation  | 03/07/2011 | 1.00:1 | 3,900.00  | 780.00   | 0.00      | 3,120.00  | 3,120.00  |
|    | POLLUTION PREVENTION | The Respondent shall contribute to the SEP offset amount to the Third-Party Recipient named above. The contribution will be to Texas Association of Resource Conservation and Development Areas, Inc. to be used for the RC&D Abandoned Tire Clean-Up Program as set forth in an agreement between the Third-Party Recipient and the TCEQ. Specifically, the contribution will be used to clean-up sites where tires have been disposed of illegally. Eligible sites will be limited to those where a responsible party cannot be found and where reasonable efforts have been made to prevent the dumping. SEP monies will be used to pay for the direct cost of collecting and disposing of tires. All dollars contributed will be used solely for the direct cost of the project and no portion will be spent on administrative costs. The SEP will be done in accordance with all federal, state and local environmental laws and regulations.  |            |        |           |          |           | 3,120.00  | 3,120.00  |
| WQ | 40909                | San Antonio Water System  | 08/13/2011 | 1.00:1 | 22,500.00 | 0.00     | 0.00      | 22,500.00 | 22,500.00 |

\* There are Multiple Respondent Names associated to this Case No.



## Appendix 4: List of SEP's & SEP Projects - FY2011

### Single Program

|    |                      |   |            |            |            |        |          |            |            |
|----|----------------------|---|------------|------------|------------|--------|----------|------------|------------|
|    | POLLUTION PREVENTION | Performing Party shall establish, operate and maintain water quality monitoring stations in streams, lakes, rivers, or other water bodies within one hundred miles of San Marcos, Texas. The stations will consist of ambient water quality monitoring instruments, meteorological instruments, and ancillary equipment. The primary objective of these new monitoring stations is to provide continuous monitoring of area water quality. The information collected will be non-regulatory, and will be used to monitor the quality and safety of Texas surface waters, and to assess the state of the environment with real-time or near real-time monitoring data. SEP monies will be used to pay for the instrumentation, installation, and maintenance and/or operation of the instrumentation, data validation, software license, and web server costs.   | 22,500.00  | 22,500.00  |            |        |          |            |            |
| WQ | 36948                | City of Chico   | 10/25/2010 | 1.00:1     | 208,475.00 | 0.00   | 0.00     | 208,475.00 | 208,475.00 |
|    | POLLUTION REDUCTION  | The Respondent shall provide first-time wastewater service to approximately 12 or more low-income residences that comply with the parameters of this SEP, up to the SEP Offset Amount for SEP No. 1 that have failing or inadequately designed septic systems, at no cost to the residents.   | 200,000.00 | 200,000.00 |            |        |          |            |            |
|    | POLLUTION REDUCTION  | Project will repair or replace failing water systems or on-site wastewater systems for low-income homeowners. SEP funds will be used to pay for the labor and material costs related to repairing or replacing the failing systems. The recipients will not be charged for the cost of replacing or repairing the failing system. Benefit: Protect water sources for drinking, recreation and wildlife from contamination from the failing treatment systems; protect public health from contaminated drinking water supplies.  | 8,475.00   | 8,475.00   |            |        |          |            |            |
| WQ | 39446                | City of Omaha   | 07/02/2011 | 1.00:1     | 9,020.00   | 0.00   | 0.00     | 9,020.00   | 9,020.00   |
|    | CLEAN UP             | Respondent shall contribute the SEP Offset Amount to the Third-Party Recipient named above. The contribution will be to Texas Association of Resource Conservation and Development Areas, Inc. ("RC&D") to be used for the Cleanup of Unauthorized Trash Dumps program as set forth in an agreement between the Third-Party Recipient and the TCEQ (the "Project"). Specifically, the SEP Offset Amount will be used to coordinate with city and county government officials and private entities to clean up sites where trash has been disposed of illegally. Eligible sites will be limited to those where a responsible party cannot be identified, where there is no pre-existing obligation to clean up the site by the owner or the government, and where reasonable efforts have already been taken to prevent the dumping. The SEP Offset Amount may be used for the direct cost of collection and disposal or recycling of debris. Any SEP Offset Amount remaining after completion of the Project may, upon approval of the Executive Director, be applied to another approved RC&D project. | 9,020.00   | 9,020.00   |            |        |          |            |            |
| WQ | 40686                | Vopak Terminal Galena Park, Inc.  | 07/02/2011 | 1.00:1     | 17,640.00  | 0.00   | 8,820.00 | 8,820.00   | 8,820.00   |
|    | POLLUTION PREVENTION | Trash Bash is an annual event that entails the use of volunteers to clean up trash and pollutants from Galveston Bay and waterways in the San Jacinto watershed. The project has resulted in the removal of an average of 141.7 tons of trash and 729 abandoned tires annually from these waterways. SEP monies will pay for materials, supplies, disposal costs and transportation costs directly associated with the clean up of trash.   | 8,820.00   | 8,820.00   |            |        |          |            |            |
| WQ | 40193                | City of San Marcos  | 03/19/2011 | 1.00:1     | 3,750.00   | 750.00 | 0.00     | 3,000.00   | 3,000.00   |

\* There are Multiple Respondent Names associated to this Case No.

## Appendix 4: List of SEP's & SEP Projects - FY2011

### Single Program

|                      |       |                                     |   |        |           |          |           |           |           |
|----------------------|-------|-------------------------------------|---|--------|-----------|----------|-----------|-----------|-----------|
| POLLUTION PREVENTION |       |                                     |   |        |           |          |           |           |           |
|                      |       |                                     | <p>The Wenzel Tract Quarry is on an 85-acre property in Hays County, acquired by the Hill Country Conservancy and City of Austin to serve as an aquifer enhancement area for the Edwards Aquifer.</p> <p>This project involves using the quarry to capture and hold diverted storm flow until it can be absorbed or recharged into the aquifer. It has been estimated that the quarry could divert up to 275 acre feet of storm runoff into the aquifer annually. This would help protect against low or cessation of flow to Barton Springs, which is comprised of four springs that provide the only known habitat for two species of Plethodontid salamanders, Eurycea sosorum, the Barton Springs Salamander, and Eurycea waterlooensis, the Austin Blind Salamander. Eurycea sosorum was federally listed as endangered in 1998 and Eurycea waterlooensis is being evaluated for listing by the United States Fish and Wildlife Service. Additionally, the quarry is expected to attract nesting ducks and other waterfowl through mudflats and shallow water retention areas.</p> <p>Performing Party shall use SEP Funds on the property to:<br/>         1) Remove invasive plants; 2) provide native plantings; 3) perform water sampling and analysis; 4) create mudflats and shallow water retention areas; 5) provide nesting structures for birds; 6) restore and enhance wetlands; and 7) construct diversion channel to capture storm flow for aquifer recharge enhancement.</p> |        |           |          | 3,000.00  | 3,000.00  |           |
| WQ                   | 39668 | City of New Waverly                 | 11/15/2010  | 1.00:1 | 2,040.00  | 408.00   | 0.00      | 1,632.00  | 1,632.00  |
| POLLUTION PREVENTION |       |                                     |   |        |           |          |           |           |           |
|                      |       |                                     | <p>The Respondent shall contribute to SEP offset amount to the Third-Party Recipient named above. The contribution will be to Texas Association of Resource Conservation and Development Areas, Inc. to be used for the RC&amp;D Unauthorized Trash Dump Clean-Up Program as set forth in an agreement between the Third-Party Recipient and the TCEQ. Specifically, the contribution will be used to coordinate with city and/or county governmental officials regarding the clean up of sites where trash has been disposed of illegally. Eligible sites will be limited to those where a responsible party can not be identified and where there is no pre-existing obligation to clean up the site by the owner or the government. Additionally, reasonable efforts must have already been taken to prevent the dumping. SEP monies will be used to pay for the direct cost of collection and disposal of debris. All dollars contributed will be used solely for the direct cost of the project and no portion will be spent on administrative costs. The SEP will be done in accordance with all federal, state and local environmental laws and regulations.</p>   |        |           |          | 1,632.00  | 1,632.00  |           |
| WQ                   | 39900 | Gulf Coast Waste Disposal Authority | 02/05/2011  | 1.00:1 | 14,175.00 | 2,835.00 | 0.00      | 11,340.00 | 11,340.00 |
| POLLUTION PREVENTION |       |                                     |   |        |           |          |           |           |           |
|                      |       |                                     | <p>The Respondent shall contribute the SEP offset amount to the Third-Party Recipient named above. The contribution will be to Galveston Bay Foundation to be used for the Galveston Bay Foundation "Marsh Mania" as set forth in the agreement between the Third-Party Recipient and the TCEQ. SEP monies will be used to restore shoreline elevations, growing plants for shoreline restoration, and planting new habitat. Historic subsidence and erosion have resulted in shoreline elevations which are too low to support vegetation. This project will seek to raise elevations by scraping and terracing. Scraping involves the use of earthmoving equipment to grade an eroded, bluff-like shoreline so that it slopes gradually towards the water resulting in the ability of plant growth. Terracing uses earthmoving equipment to create small levees by burrowing and stacking sediment in shallow water. The high elevation can then be planted with emergent vegetation. SEP monies will be used to pay for the direct costs of the implementation of the project, including material, equipment, and labor costs.</p>   |        |           |          | 11,340.00 | 11,340.00 |           |

\* There are Multiple Respondent Names associated to this Case No.

## Appendix 4: List of SEP's & SEP Projects - FY2011

### Single Program

| WQ | 25652 | City of Franklin     | 02/05/2011  | 1.00:1 | 47,310.00 | 0.00     | 0.00 | 47,310.00 | 47,310.00 |
|----|-------|----------------------|---|--------|-----------|----------|------|-----------|-----------|
|    |       | POLLUTION PREVENTION | The Respondent shall contribute the SEP amount to the Third-Party Recipient pursuant to the agreement between the Third-Party Recipient and the TCEQ. Specifically, the contribution will be used to provide local residents with a means of properly disposing household hazardous wastes such as paint, thinners, pesticides, oil and gas, corrosive cleaners, and fertilizers in one day collection events. SEP monies will be used to pay for the associated labor, materials, and disposal costs. Citizens will not be charged disposal fees. The project is administered in accordance with TCEQ guidance on household hazardous waste and in compliance with federal, state, and local environmental laws and regulations. All dollars contributed will be used solely for the direct cost of the project and no portion will be spent on administrative costs.  |        |           |          |      | 10,000.00 | 10,000.00 |
|    |       | POLLUTION PREVENTION | The Respondent shall contribute to the SEP offset amount to the Third-Party Recipient named above. The contribution will be to Texas Association of Resource Conservation and Development Areas, Inc. to be used for the RC&D Abandoned Tire Clean-Up Program as set forth in an agreement between the Third-Party Recipient and the TCEQ. Specifically, the contribution will be used to clean-up sites where tires have been disposed of illegally. Eligible sites will be limited to those where a responsible party cannot be found and where reasonable efforts have been made to prevent the dumping. SEP monies will be used to pay for the direct cost of collecting and disposing of tires. All dollars contributed will be used solely for the direct cost of the project and no portion will be spent on administrative costs. The SEP will be done in accordance with all federal, state and local environmental laws and regulations.  |        |           |          |      | 15,000.00 | 15,000.00 |
|    |       | POLLUTION PREVENTION | The Respondent shall contribute the SEP offset amount to the Third-Party Recipient named above. The contribution will be to Texas Association of Resource Conservation and Development Areas, Inc. to be used for the RC&D Unauthorized Trash Dump Clean-Up Program as set forth in an agreement between the Third-Party Recipient and the TCEQ. Specifically, the contribution will be used to coordinate with city and/or county governmental officials regarding the clean up of sites where trash has been disposed of illegally. Eligible sites will be limited to those where a responsible party can not be identified and where there is no pre-existing obligation to clean up the site by the owner or the government. Additionally, reasonable efforts must have already been taken to prevent the dumping. SEP monies will be used to pay for the direct cost of collection and disposal of debris. All dollars contributed will be used solely for the direct cost of the project and no portion will be spent on administrative costs. The SEP will be done in accordance with all federal, state and local environmental laws and regulations. |        |           |          |      | 22,310.00 | 22,310.00 |
| WQ | 39982 | City of Liberty      | 03/07/2011  | 1.00:1 | 36,733.00 | 0.00     | 0.00 | 36,733.00 | 36,733.00 |
|    |       | POLLUTION PREVENTION | The Respondent shall repair or replace failing or inadequately designed private sewer lines, access units, and clean-outs for low-income residents in Liberty County. The SEP Offset Amount will be used for the cost of equipment and labor and to purchase new materials to repair or replace lines for a minimum of 50 low-income residences. The failure of these existing lines may result in overflows of untreated sewage to the environment, causing unsanitary conditions and environmental concerns. The homeowners will not be charged for any portion of the cost of this SEP.  |        |           |          |      | 36,733.00 | 36,733.00 |
| WQ | 40887 | City of Tenaha       | 07/02/2011  | 1.00:1 | 9,806.00  | 1,961.00 | 0.00 | 7,845.00  | 7,845.00  |

\* There are Multiple Respondent Names associated to this Case No.

## Appendix 4: List of SEP's & SEP Projects - FY2011

### Single Program

|    |                           |  |            |        |           |           |           |           |           |
|----|---------------------------|--|------------|--------|-----------|-----------|-----------|-----------|-----------|
|    | POLLUTION PREVENTION      | Project will repair or replace failing water systems or on-site wastewater systems for low-income homeowners. SEP funds will be used to pay for the labor and material costs related to repairing or replacing the failing systems. The recipients will not be charged for the cost of replacing or repairing the failing system.<br>Benefit: Protect water sources for drinking, recreation and wildlife from contamination from the failing treatment systems; protect public health from contaminated drinking water supplies.<br>Eligible Counties: Statewide<br>Minimum Contribution: \$2,000   |            |        |           |           | 7,845.00  | 7,845.00  |           |
| WQ | 37737                     | Brookshire Municipal Water District  | 12/25/2010 | 1.00:1 | 58,395.00 | 0.00      | 0.00      | 58,395.00 | 58,395.00 |
|    | ENVIRONMENTAL ENHANCEMENT | Custom water meter replacement for homeowners and public rights-of-way. This SEP will provide a discernible environmental benefit by reducing the amount of potable water lost to system leakage.  |            |        |           |           |           | 58,395.00 | 58,395.00 |
| WQ | 34001                     | City of Strawn   | 07/31/2011 | 1.00:1 | 18,980.00 | 0.00      | 0.00      | 18,980.00 | 18,980.00 |
|    | POLLUTION PREVENTION      | Respondent shall hold a one-day event for the collecting, recycling and proper disposal of tires, electronics (including non-working televisions and computers), appliances (including stoves, washers, dryers, and refrigerators/freezers without Freon), old furniture, and mattresses (the "Project"). Secure drop-off sites will be manned by City personnel who will oversee the separation of the collected materials. The City is contracted to use IESI as the collection and waste disposal contractor. Manifests will be provided to show proper transport, recycling and disposal of collected materials.   |            |        |           |           |           | 18,980.00 | 18,980.00 |
| WQ | 40760                     | Formosa Plastics Corporation, Texas *  | 07/31/2011 | 1.00:1 | 68,600.00 | 13,720.00 | 27,440.00 | 27,440.00 | 27,440.00 |
|    | POLLUTION PREVENTION      | The Respondent shall contribute the SEP Offset Amount to the Third-Party Recipient named above. The contribution will be to National Audubon Society for the Sundown Sanctuary Island Anti-erosion, Re-vegetation and Pest Control Project. The Sundown Island and four other small coastal islands located off Port O'Connor are major sites for nesting colonial waterbirds. These islands are increasingly subject to erosion and consequent land loss due to an increasing number of vessels, storm winds and surges, etc. Texas coastal sanctuary islands in this area host one of the largest roseate spoonbill, reddish egret and Brown pelican colonies in the U.S. Colonial. The SEP offset amount will be used to restore the size of the islands utilizing dredge spoil, conduct revegetation using native plants, and treat vegetation to control pest populations.<br><br>The SEP will be done in accordance with all federal, state and local environmental laws and regulations. All dollars contributed will be used s |            |        |           |           |           | 27,440.00 | 27,440.00 |
| WQ | 38706                     | City of Dodd City  | 02/05/2011 | 1.00:1 | 14,645.00 | 0.00      | 12,215.00 | 2,430.00  | 2,430.00  |

\* There are Multiple Respondent Names associated to this Case No.

## Appendix 4: List of SEP's & SEP Projects - FY2011

### Single Program

|    |                      |   |            |        |           |          |          |           |           |
|----|----------------------|---|------------|--------|-----------|----------|----------|-----------|-----------|
|    | POLLUTION PREVENTION | Project will coordinate with city and/or county government for the clean up of sites where trash and debris has been disposed of illegally. Eligible sites will be limited to those where a responsible party can not be identified, there is no preexisting obligation to clean up the site by the owner or the government, and reasonable efforts have already been taken to prevent the dumping. SEP funds shall be used for the direct cost of collection and disposal of the trash and debris.<br><br>Benefit: Help rid communities of the dangers and health threats associated with non-regulated trash dumps which contaminate air and water, and harbor disease carrying animals and insects.<br><br>Eligible Counties: Statewide<br><br>Minimum Contribution: \$2,000   |            |        |           |          | 2,430.00 | 2,430.00  |           |
| WQ | 39067                | City of Hudson  | 12/04/2010 | 1.00:1 | 8,249.00  | 1,649.00 | 0.00     | 6,600.00  | 6,600.00  |
|    | POLLUTION PREVENTION | The Respondent shall hold a one-day event for the collection, recycling, or proper disposal of tires, batteries, electronics, and large and small household appliances. The Respondent shall offer a pickup service for elderly and disabled residents as well as offer a supervised designated drop-off location where the public can drop off materials for disposal or recycling at no cost to the citizens.   |            |        |           |          |          | 6,600.00  | 6,600.00  |
| WQ | 39919                | City of Port Lavaca   | 02/20/2011 | 1.00:1 | 19,950.00 | 3,990.00 | 0.00     | 15,960.00 | 15,960.00 |
|    | POLLUTION PREVENTION | The Respondent shall contribute the SEP offset amount to the Third-Party Recipient named above. The contribution will be to Texas Association of Resource Conservation and Development Areas, Inc. to be used for the RC&D Water or Wastewater Treatment Assistance Program as set forth in an agreement between the Third-Party Recipient and the TCEQ. Specifically, the contribution will be used to provide low income rural homeowners with assistance to enable the repair or replacement of their failing on-site wastewater systems. SEP monies will be used to pay for the labor and materials costs related to repairing or replacing the failing systems. The recipients will not be charged for the cost of replacing or repairing the failing systems.   |            |        |           |          |          | 15,960.00 | 15,960.00 |
| WQ | 40107                | City of Waelder   | 02/05/2011 | 1.00:1 | 1,800.00  | 360.00   | 0.00     | 1,440.00  | 1,440.00  |
|    | POLLUTION PREVENTION | The Respondent shall contribute the SEP offset amount to the Third-Party Recipient named above. The contribution will be to Keep Texas Beautiful for the Stop Trashing Texas project as set forth in an agreement between the Third-Party Recipient and the TCEQ. Specifically, SEP funds will pay for the labor and disposal costs associated with cleanup of unauthorized trash dumps by supplying project coordination, labor, supplies, and materials for clean up events statewide. SEP funds used for this purpose shall be limited to the actual direct costs for the specific purpose necessary to meet the requirements of the SEP and no portion of the SEP funds will be spent on administrative costs related to this portion of the SEP. Trash dump cleanups may be coordinated with waste collection facilities and/or local governments to employ heavy machinery for the removal of large waste items. To the maximum extent possible, cleanups shall be accomplished with the use of volunteers from community groups, private companies, schools, and youth organizations. SEP funds may be used for activities. This project will be administered in accordance with federal, state, and local environmental laws and regulations. |            |        |           |          |          | 1,440.00  | 1,440.00  |
| WQ | 39306                | City of Pearsall  | 10/15/2010 | 1.00:1 | 3,025.00  | 605.00   | 0.00     | 2,420.00  | 2,420.00  |

\* There are Multiple Respondent Names associated to this Case No.

## Appendix 4: List of SEP's & SEP Projects - FY2011

### Single Program

|    |                      |   |            |        |           |          |          |           |           |
|----|----------------------|---|------------|--------|-----------|----------|----------|-----------|-----------|
|    | POLLUTION PREVENTION | The Respondent shall contribute the SEP offset amount to the Third-Party Recipient named above. The contribution will be to Texas Association of Resource Conservation and Development Areas, Inc. to be used for the RC&D Water or Wastewater Treatment Assistance Program as set forth in an agreement between the Third-Party Recipient and the TCEQ. Specifically, the contribution will be used to provide low income rural homeowners with assistance to enable the repair or replacement of their failing on-site wastewater systems. SEP monies will be used to pay for the labor and materials costs related to repairing or replacing the failing systems. The recipients will not be charged for the cost of replacing or repairing the failing systems.   |            |        |           |          | 2,420.00 | 2,420.00  |           |
| WQ | 39708                | David Schuler Dba Spirit Custom Homes   | 11/15/2010 | 1.00:1 | 4,000.00  | 800.00   | 1,600.00 | 1,600.00  | 1,600.00  |
|    | POLLUTION PREVENTION | The Respondent shall contribute the SEP offset amount to the Third-Party Recipient named above. The contribution will be to Keep Texas Beautiful for the Stop Trashing Texas project as set forth in an agreement between the Third-Party Recipient and the TCEQ. Specifically, SEP funds will pay for the labor and disposal costs associated with cleanup of unauthorized trash dumps by supplying project coordination, labor, supplies, and materials for clean up events statewide. SEP funds used for this purpose shall be limited to the actual direct costs for the specific purpose necessary to meet the requirements of the SEP and no portion of the SEP funds will be spent on administrative costs related to this portion of the SEP. Trash dump cleanups may be coordinated with waste collection facilities and/or local governments to employ heavy machinery for the removal of large waste items. To the maximum extent possible, cleanups shall be accomplished with the use of volunteers from community groups, private companies, schools, and youth organizations. SEP funds may be used for activities. This project will be administered in accordance with federal, state, and local environmental laws and regulations. |            |        |           |          | 1,600.00 | 1,600.00  |           |
| WQ | 39609                | City of Boyd  | 10/25/2010 | 1.00:1 | 6,360.00  | 1,272.00 | 0.00     | 5,088.00  | 5,088.00  |
|    | POLLUTION PREVENTION | The Respondent shall contribute the SEP offset amount to the Third-Party Recipient named above. The contribution will be to Texas Association of Resource Conservation and Development Areas, Inc. to be used for the RC&D Water or Wastewater Treatment Assistance Program as set forth in an agreement between the Third-Party Recipient and the TCEQ. Specifically, the contribution will be used to provide low income rural homeowners with assistance to enable the repair or replacement of their failing on-site wastewater systems. SEP monies will be used to pay for the labor and materials costs related to repairing or replacing the failing systems. The recipients will not be charged for the cost of replacing or repairing the failing systems.   |            |        |           |          | 5,088.00 | 5,088.00  |           |
| WQ | 40546                | Harris County   | 06/20/2011 | 1.00:1 | 10,050.00 | 0.00     | 0.00     | 10,050.00 | 10,050.00 |

\* There are Multiple Respondent Names associated to this Case No.

## Appendix 4: List of SEP's & SEP Projects - FY2011

### Single Program

|    |                      |  |            |           |           |      |      |           |           |
|----|----------------------|--|------------|-----------|-----------|------|------|-----------|-----------|
|    | POLLUTION PREVENTION | Contributions will be used in accordance with the Supplemental Environmental Project Agreement between the Armand Bayou Nature Center and the Texas Commission on Environmental Quality. The tallgrass prairie was once a common ecosystem in Texas and the United States. Today more than 99% of this habitat has been lost and the remainder is highly fragmented and severely threatened by exotic species and development. Prescribed burning is one stewardship tool used to maintain a tallgrass prairie ecosystem. If the prairie is not maintained, it can be destroyed by invasive species which primarily include the Chinese Tallow tree and other woody plants. Historically, prairies were managed by grazing, natural fires set by lightning, or fires set by Native Americans to aid in their hunter-gatherer lifestyle. ABNC must employ prescribed burning methods and can not use more natural stewardship tools due to its location in the center of a highly urbanized and industrialized area. ABNC=s stewards  | 10,050.00  | 10,050.00 |           |      |      |           |           |
| WQ | 39571                | City of Missouri City  | 03/19/2011 | 1.00:1    | 54,000.00 | 0.00 | 0.00 | 54,000.00 | 54,000.00 |
|    | POLLUTION PREVENTION | The Respondent shall contribute the SEP offset amount to the Third Party Recipient named above. The contribution will be to the Friends of the River San Bernard for the Friends of the River San Bernard Natural Area Acquisition and Conservation Program, as set forth in the SEP Agreement referenced above between the Third Party Recipient and the TCEQ. The SEP offset amount will be used to preserve a contiguous wetland corridor along the San Bernard River in lower Fort Bend County. Ducks Unlimited has protected an adjacent 114 acre tract with two conservation easements, but the contiguity of this wetland corridor greatly depends on the acquisition and preservation of the remaining acreage. This SEP will focus on three (3) tracts of land comprising approximately 645 acres in the wetland corridor on the north side of the San Bernard River and west of Armstrong Road. Third Party Recipient shall use SEP funds to acquire conservation easements on these tracts to provide permanent protection and stewardship of these lands and waters. All tracts acquired in whole or in part with SEP funds shall be preserved in perpetuity through conservation easements that comply with Subchapter A, Chapter 183, Texas Natural Resources Code. The Holder of the San Bernard Conservation Easements shall be WETLANDS AMERICA TRUST, INC. (affiliated with Ducks Unlimited) which Performing Party certifies is an entity that meets the definition of "holder" under Section 183.001(2), Texas Natural Resources Code. | 54,000.00  | 54,000.00 |           |      |      |           |           |
| WQ | 39372                | City of Fredericksburg   | 02/20/2011 | 1.00:1    | 14,987.00 | 0.00 | 0.00 | 14,987.00 | 14,987.00 |
|    | POLLUTION PREVENTION | Project shall coordinate collection events for local residents to bring in household hazardous waste such as paint, thinners, pesticides, oil and gas, corrosive cleaners, and fertilizers for proper disposal. Where available, the projects may also offer electronics collection and recycling. SEP funds shall be used for collection, recycling and disposal.<br><br>Benefit: Provides a means of properly disposing of HHW which might otherwise be disposed of in storm drains, the sewage systems, or other means of detrimental to the environment.<br><br>Eligible Counties: Statewide<br><br>Minimum Contribution: \$4,500  | 14,987.00  | 14,987.00 |           |      |      |           |           |
| WQ | 38918                | City of Shepherd   | 11/15/2010 | 1.00:1    | 2,882.00  | 0.00 | 0.00 | 2,882.00  | 2,882.00  |

\* There are Multiple Respondent Names associated to this Case No.

## Appendix 4: List of SEP's & SEP Projects - FY2011

### Single Program

|    |                           |  |            |        |           |          |           |           |           |
|----|---------------------------|--|------------|--------|-----------|----------|-----------|-----------|-----------|
|    | POLLUTION PREVENTION      | The Respondent shall contribute to the SEP offset amount to the Third-Party Recipient named above. The contribution will be to Texas Association of Resource Conservation and Development Areas, Inc. to be used for the RC&D Water or Wastewater Treatment Assistance Program as set forth in an agreement between the Third-Party Recipient and the TCEQ. Specifically, the contribution will be used to provide low income rural homeowners with assistance to enable the repair or replacement of their failing on-site wastewater systems. SEP monies will be used to pay for the labor and materials costs related to repairing or replacing the failing systems. The recipients will not be charged for the cost of replacing or repairing the failing systems.   |            |        |           |          | 2,882.00  | 2,882.00  |           |
| WQ | 38820                     | City of Tatum  | 09/26/2010 | 1.00:1 | 10,720.00 | 2,144.00 | 0.00      | 8,576.00  | 8,576.00  |
|    | POLLUTION PREVENTION      | The Respondent shall contribute to the SEP offset amount to the Third-Party Recipient named above. The contribution will be to Texas Association of Resource Conservation and Development Areas, Inc. to be used for the RC&D Unauthorized Trash Dump Clean-Up Program as set forth in an agreement between the Third-Party Recipient and the TCEQ. Specifically, the contribution will be used to coordinate with city and/or county governmental officials regarding the clean up of sites where trash has been disposed of illegally. Eligible sites will be limited to those where a responsible party can not be identified and where there is no pre-existing obligation to clean up the site by the owner or the government. Additionally, reasonable efforts must have already been taken to prevent the dumping. SEP monies will be used to pay for the direct cost of collection and disposal of debris. All dollars contributed will be used solely for the direct cost of the project and no portion will be spent on administrative costs. The SEP will be done in accordance with all federal, state and local environmental laws and regulations. |            |        |           |          | 8,576.00  | 8,576.00  |           |
| WQ | 38763                     | Westlake Municipal Utility District<br>1   | 02/20/2011 | 1.00:1 | 18,875.00 | 0.00     | 0.00      | 18,875.00 | 18,875.00 |
|    | ENVIRONMENTAL RESTORATION | The Project will include restoring shoreline elevations, growing plants for shoreline restoration, and planting new habitat. Historic subsidence and erosion have resulted in shoreline elevations which are too low to support vegetation. This project will seek to raise elevations by scraping and terracing. Scraping involves the use of earthmoving equipment to grade an eroded, bluff-like shoreline so that it slopes gradually towards the water resulting in the ability of plant growth. Terracing uses earthmoving equipment to create small levees by burrowing and stacking sediment in shallow water. The higher elevation can then be planted with emergent vegetation. SEP monies will be used to pay for the direct cost of the implementation of the project, including material, equipment and labor costs.  |            |        |           |          | 18,875.00 | 18,875.00 |           |
| WQ | 39903                     | San Antonio Water System   | 12/04/2010 | 1.00:1 | 32,700.00 | 0.00     | 0.00      | 32,700.00 | 32,700.00 |

\* There are Multiple Respondent Names associated to this Case No.



## Appendix 4: List of SEP's & SEP Projects - FY2011

### Single Program

|                      |       |  |            |        |           |          |           |           |           |
|----------------------|-------|--|------------|--------|-----------|----------|-----------|-----------|-----------|
| POLLUTION PREVENTION |       | <p>The Respondent shall contribute the SEP offset amount to the Third-Party Recipient named above. The contribution will be used by San Antonio River Authority for the San Antonio River Water Quality Monitoring Network to be used as set forth in an agreement between the Third-Party Recipient and the TCEQ. The Third-Party recipient shall install additional water quality monitoring sites to complement and enhance the existing San Antonio River Basin Monitoring Network (SARBMN) along the San Antonio River in Bexar, Wilson, Karnes, and Goliad counties. The Third-Party recipient may also use SEP funds to pay for the continued operation and maintenance of existing SARBMN sites. The network is expected to document the effects of accidental spills and pollution events that affect the river as well as nonpoint source pollution. The Third-Party recipient may employ a contractor to install and provide ongoing operation and maintenance of the monitoring sites, validate data, analyze data, and provide documentation of water quality. Third-Party recipient shall compile data in a database for public information and make it available at <a href="http://www.texaswaterdata.org">www.texaswaterdata.org</a> and possibly other URLs. The information collected will be used to monitor the water quality within San Antonio River area waters with real time or near real time monitoring data. SEP funds will be used to pay for the instrumentation, installation, and maintenance and/or operation of the instrumentation, data validation, software license, and telemetry costs. Depending upon the site-specific data need(s) (coordinated with TCEQ), individual sites may monitor various water quality parameters such as dissolved oxygen, pH, specific conductance, temperature, turbidity, water level and stream flow. As technology and funding become available, the sites may be expanded to monitor additional parameters such as blue-green algae, chlorophyll, bacteria, and nutrients including ammonia, nitrates, and phosphates.</p> |            |        |           |          | 32,700.00 | 32,700.00 |           |
| WQ                   | 40561 | Westwood Water Supply Corporation  | 05/22/2011 | 1.00:1 | 26,740.00 | 5,348.00 | 0.00      | 21,392.00 | 21,392.00 |
| POLLUTION PREVENTION |       | <p>Project shall identify sites where there is no responsible party who is able to pull the tanks. RC&amp;D shall give written notification to TCEQ of the responsible parties who are not able to pull the tanks and request TCEQ approval of these sites. Once the site is approved by TCEQ, RC&amp;D shall do the following: 1) conduct soil sampling and notify the TCEQ SEP Coordinator &amp; the appropriate TCEQ Regional Office w/in 24 hours as to whether sampling indicates a tank has or has not leaked; 2) remove &amp; properly dispose of any liquids found in the tanks; 3) do any necessary remediation; 4) backfill the hole; and 5) compile a UST closure report for each UST system removed.</p> <p>Eligible Counties: See web page for counties ineligible for receiving SEP funding for this project.<br/>Minimum Contribution: \$10,000</p>   |            |        |           |          | 21,392.00 | 21,392.00 |           |
| WQ                   | 40699 | City of Azle   | 08/13/2011 | 1.00:1 | 37,160.00 | 0.00     | 0.00      | 37,160.00 | 37,160.00 |

\* There are Multiple Respondent Names associated to this Case No.

## Appendix 4: List of SEP's & SEP Projects - FY2011

### Single Program

|                      |       |                                    |  |        |           |          |          |           |           |
|----------------------|-------|------------------------------------|--|--------|-----------|----------|----------|-----------|-----------|
| CLEAN UP             |       |                                    | <p>There are two separate custom projects in this SEP however, the penalty amounts are not specified between the projects. Project 1: Azle Collection Event and Project 2 Ash Creek and Reynolds Branch Creek Cleanup.</p> <p>Project 1. Respondent shall hold a one-day event for the collection, recycling, or proper disposal of concrete, logs, furniture, car parts, and large, bulky municipal household waste. Respondent shall offer a supervised drop-off collection site where the public can drop off materials for disposal or recycling at no cost to the citizens. The event will be advertised in a local newspaper to increase public awareness of and participation in the event and will include the required enforcement statement.</p> <p>Project 2. Respondent shall perform a waterway cleanup project along Ash Creek and Reynolds Branch Creek, in Tarrant County, Texas. For the Ash Creek cleanup, the project will be performed beginning at Stewart Street and proceed to Ash Creek Park. For Reynolds Branch Creek cleanup, the cleanup location will begin at Silver Creek Road and proceed to Ash Creek. The project will remove illegally discarded bulky solid waste including, but not limited to abandoned tires and tire rims, various car parts, concrete, logs, furniture, and trash. Respondent shall advertise the cleanup project with the required enforcement statement in the local newspaper.</p> |        |           |          |          | 37,160.00 | 37,160.00 |
| WQ                   | 40896 | Linde Gas North America LLC        | 07/31/2011   | 1.00:1 | 11,118.00 | 2,223.00 | 4,448.00 | 4,447.00  | 4,447.00  |
| POLLUTION PREVENTION |       |                                    | <p>Trash Bash is an annual event that entails the use of volunteers to clean up trash and pollutants from Galveston Bay and waterways in the San Jacinto watershed. The project has resulted in the removal of an average of 141.7 tons of trash and 729 abandoned tires annually from these waterways. SEP monies will pay for materials, supplies, disposal costs and transportation costs directly associated with the clean up of trash.</p>   |        |           |          |          | 4,447.00  | 4,447.00  |
| WQ                   | 40805 | City of Cedar Park                 | 07/02/2011   | 1.00:1 | 12,800.00 | 0.00     | 0.00     | 12,800.00 | 12,800.00 |
| POLLUTION PREVENTION |       |                                    | <p>Project will repair or replace failing water systems or on-site wastewater systems for low-income homeowners. SEP funds will be used to pay for the labor and material costs related to repairing or replacing the failing systems. The recipients will not be charged for the cost of replacing or repairing the failing system.</p> <p>Benefit: Protect water sources for drinking, recreation and wildlife from contamination from the failing treatment systems; protect public health from contaminated drinking water supplies.</p> <p>Eligible Counties: Statewide<br/>Minimum Contribution: \$2,000</p>   |        |           |          |          | 12,800.00 | 12,800.00 |
| WQ                   | 39495 | Texas Department of Transportation | 03/07/2011   | 1.00:1 | 3,000.00  | 600.00   | 0.00     | 2,400.00  | 2,400.00  |
| POLLUTION PREVENTION |       |                                    | <p>The Respondent shall contribute the SEP offset amount to the Third-Party Recipient named above. The contribution will be to Texas Association of Resource Conservation and Development Areas, Inc. to be used for the RC&amp;D Unauthorized Trash Dump Clean-Up Program as set forth in an agreement between the Third-Party Recipient and the TCEQ. Specifically, the contribution will be used to coordinate with city and/or county governmental officials regarding the clean up of sites where trash has been disposed of illegally. Eligible sites will be limited to those where a responsible party can not be identified and where there is no pre-existing obligation to clean up the site by the owner or the government. Additionally, reasonable efforts must have already been taken to prevent the dumping. SEP monies will be used to pay for the direct cost of collection and disposal of debris. All dollars contributed will be used solely for the direct cost of the project and no portion will be spent on administrative costs. The SEP will be done in accordance with all federal, state and local environmental laws and regulations.</p>   |        |           |          |          | 2,400.00  | 2,400.00  |

\* There are Multiple Respondent Names associated to this Case No.

## Appendix 4: List of SEP's & SEP Projects - FY2011

### Single Program

|    |       |                          |   |        |           |          |           |           |           |
|----|-------|--------------------------|---|--------|-----------|----------|-----------|-----------|-----------|
| WQ | 40525 | Stolthaven Houston, Inc. | 05/22/2011  | 1.00:1 | 20,100.00 | 0.00     | 10,050.00 | 10,050.00 | 10,050.00 |
|    |       | POLLUTION PREVENTION     | Trash Bash is an annual event that entails the use of volunteers to clean up trash and pollutants from Galveston Bay and waterways in the San Jacinto watershed. The project has resulted in the removal of an average of 141.7 tons of trash and 729 abandoned tires annually from these waterways. SEP monies will pay for materials, supplies, disposal costs and transportation costs directly associated with the clean up of trash.   |        |           |          | 10,050.00 | 10,050.00 |           |
| WQ | 39016 | City of Penelope         | 10/15/2010  | 1.00:1 | 10,197.00 | 2,039.00 | 0.00      | 8,158.00  | 8,158.00  |
|    |       | CLEAN UP                 | The Respondent shall hold a cleanup event to collect solid waste and remove and properly dispose of or recycle used tires throughout the city and surrounding areas, at no cost to the residents. The Respondent shall ensure that the event occurs after normal work hours or on weekend days if respondent's personnel are used, or in the alternative, a contractor may be used during regular business hours; offers to the public a no-cost option to dispose of tires and solid waste; if advertised, that the event is advertised in a newspaper of large circulation in the geographic area and that the advertisement includes a statement that the project is being performed as a Supplemental Environmental Project as a result of an enforcement action brought by TCEQ. The Respondent shall utilize a contractor to haul and properly dispose of or recycle the collected tires and solid waste. At the Executive Director's discretion, the Respondent may receive SEP Offset Amount credit only for the direct cost of implementing the project. Specifically, the Respondent may receive SEP Offset Amount credit for costs of equipment, materials, and contract labor costs in accordance with TCEQ expenditure restrictions on the use of SEP funds. Credit for the use of the SEP Offset Amount shall be limited to costs that are actual, documented, reasonable, and necessary to performance of the SEP. The Respondent must competitively bid work for the project to ensure that costs are reasonable and customary. The Respondent may receive credit for the reasonable and customary costs of labor if its employees are used in implementing the SEP. The Respondent shall not receive credit for volunteer labor or equipment. The SEP Offset Amount will be used for the direct cost of the project and no portion of the SEP Offset Amount shall be spent on the Respondent's administrative costs. The Respondent shall also not receive credit for gratuities and/or inducements (food, refreshments, or other gifts) for volunteers. |        |           |          | 8,158.00  | 8,158.00  |           |
| WQ | 39139 | City of Fredericksburg   | 09/26/2010  | 1.00:1 | 13,000.00 | 2,600.00 | 0.00      | 10,400.00 | 10,400.00 |
|    |       | POLLUTION PREVENTION     | The Respondent shall contribute the SEP Amount to the Third-Party Recipient pursuant to the agreement between the Third-Party Recipient and the TCEQ. Specifically, the contribution will be used to provide local residents with a means of properly disposing household hazardous wastes such as paint, thinners, pesticides, oil and gas, corrosive cleaners, and fertilizers in one day collection events. SEP monies will be used to pay for the associated labor, materials, and disposal costs. Citizens will not be charged disposal fees. The project is administered in accordance with TCEQ guidance on household hazardous waste and in compliance with federal, state, and local environmental laws and regulations. All dollars contributed will be used solely for the direct cost of the project and no portion will be spent on administrative costs.  |        |           |          | 10,400.00 | 10,400.00 |           |
| WQ | 40392 | City of Crockett         | 05/08/2011  | 1.00:1 | 9,850.00  | 1,970.00 | 0.00      | 7,880.00  | 7,880.00  |

\* There are Multiple Respondent Names associated to this Case No.

## Appendix 4: List of SEP's & SEP Projects - FY2011

### Single Program

|    |                           |  |            |           |           |      |           |           |           |
|----|---------------------------|--|------------|-----------|-----------|------|-----------|-----------|-----------|
|    | ENVIRONMENTAL RESTORATION | The Respondent shall perform an erosion control project in Town Branch Creek to reduce siltation in a seasonal tributary that flows into Hurricane Bayou and into the Trinity River in Houston County. This project will consist of the installation of approximately 4,342 linear feet of slope protection to eliminate ongoing erosion at approximately 3 to 5 bends in the creek, beginning north of Pease Street (31 degs. 19'28.71"N 95 degs. 28'00.44"W) to the entrance of the North Wastewater Treatment Plant (31 degs. 19'59.21"N 95 degs. 28'.24.17"W). Slope stabilization will be addressed by the installation of R-Rap Walls (also referred to as a Bag Wall installation).   | 7,880.00   | 7,880.00  |           |      |           |           |           |
| WQ | 40947                     | Northampton Municipal Utility District   | 08/13/2011 | 1.00:1    | 36,465.00 | 0.00 | 0.00      | 36,465.00 | 36,465.00 |
|    | POLLUTION PREVENTION      | Respondent shall contribute the SEP Offset Amount to the Third-Party Recipient named above. The contribution will be to the Bayou Land Conservancy for the Spring Creek Greenway Project. The contribution will be used in accordance with the Supplemental Environmental Project Agreement between the Third-Party Recipient and the TCEQ (the "Project"). Specifically, this SEP will focus on preserving multiple tracts of land comprising approximately 1,000 acres in the riparian corridor east of FM 2978 and west of U.S. 59. The Third-Party Recipient shall use SEP Funds to acquire conservation easements on these tracts to provide permanent protection and stewardship of these lands and waters. The Third-Party Recipient shall also use SEP Funds to conduct restoration work, including tree plantings, on these tracts, as needed. All property acquired in whole or in part with SEP Funds must be preserved in perpetuity through a conservation easement that complies with Subchapter A, Chapter 183, Texas Natural Resources Code. The holder of the conservation easement must be an entity that meets the definition of "holder" under section 183.001(2), Texas Natural Resources Code. Additionally, the holder of the conservation easement may not also be the owner of the property. The Third-Party Recipient shall use only conservation easements that are substantially similar to the conservation easement described in the Supplement Environmental Project Agreement between Third-Party Recipient and TCEQ. The Third-Party Recipient shall not use or set aside SEP Funds for legal defense of these properties without prior written approval of the TCEQ. | 36,465.00  | 36,465.00 |           |      |           |           |           |
| WQ | 40930                     | Archdiocese of Galveston Houston   | 08/13/2011 | 1.00:1    | 7,625.00  | 0.00 | 0.00      | 7,625.00  | 7,625.00  |
|    | POLLUTION PREVENTION      | Respondent shall contribute the SEP Offset Amount to the Third-Party Recipient named above. The contribution will be to the Bayou Land Conservancy for the Spring Creek Greenway Project. The contribution will be used in accordance with the Supplemental Environmental Project Agreement between the Third-Party Recipient and the TCEQ (the "Project"). Specifically, this SEP will focus on preserving multiple tracts of land comprising approximately 1,000 acres in the riparian corridor east of FM 2978 and west of U.S. 59. The Third-Party Recipient shall use SEP Funds to acquire conservation easements on these tracts to provide permanent protection and stewardship of these lands and waters. The Third-Party Recipient shall also use SEP Funds to conduct restoration work, including tree plantings, on these tracts, as needed. All property acquired in whole or in part with SEP Funds must be preserved in perpetuity through a conservation easement that complies with Subchapter A, Chapter 183, Texas Na  | 7,625.00   | 7,625.00  |           |      |           |           |           |
| WQ | 39134                     | LANXESS Corporation  | 08/27/2011 | 1.00:1    | 20,824.00 | 0.00 | 10,412.00 | 10,412.00 | 10,412.00 |

\* There are Multiple Respondent Names associated to this Case No.

## Appendix 4: List of SEP's & SEP Projects - FY2011

### Single Program

|  |                      |   |            |        |              |              |              |              |              |
|--|----------------------|---|------------|--------|--------------|--------------|--------------|--------------|--------------|
|  | POLLUTION PREVENTION | Specifically, the SEP Offset Amount will be used to perform energy efficiency upgrades on public buildings and infrastructure. The SEP Offset Amount may only be used for: (1) the cost of conducting energy efficiency audits; (2) the incremental cost for construction or implementation of energy-efficiency upgrades (versus the cost of non-energy efficiency upgrades); (3) the incremental cost of purchase of equipment or appliances that are more energy-efficient (versus the cost of purchasing non-energy efficient equipment or appliances); or (4) other direct costs authorized in advance by TCEQ. The SEP Offset Amount may only be used for the direct cost of performing this project and no portion will be spent on administrative costs. For items 2, 3, and 4 above, Performing Party shall submit a budget and proposals for expenditure to TCEQ for written approval prior to the use of SEP Funds.<br><br>Modifications may include but are not limited to weatherization; energy-reduction modifications such a  |            |        |              |              | 10,412.00    | 10,412.00    |              |
| WQ   | 39185                | Granbury Materials, LLC   | 02/20/2011 | 1.00:1 | 14,000.00    | 0.00         | 11,690.00    | 2,310.00     | 2,310.00     |
|  | POLLUTION PREVENTION | Third Party Recipient shall coordinate with local public and private entities to provide low-income homeowners with assistance to enable repair or replacement of their failing water systems or on-site wastewater systems. SEP monies will be used to pay for the labor and materials costs related to repairing or replacing the failing systems. The recipients shall not be charged for the cost of replacing or repairing the failing systems.  |            |        |              |              |              | 2,310.00     | 2,310.00     |
| WQ   | 40369                | City of Duncanville   | 03/19/2011 | 1.00:1 | 9,160.00     | 0.00         | 0.00         | 9,160.00     | 9,160.00     |
|  | POLLUTION REDUCTION  | The Respondent shall perform an erosion control project in Ten Mile Creek to reduce siltation in Tributary 11 of the Trinity River in Dallas County. This project will consist of the installation of approximately 61 linear feet of slope protection to eliminate ongoing erosion of the creek bank. Beginning at the back of the curb on the southwest corner of the lot at 1106 Spring Lake, along Tributary 11 of Ten Mile Creek, the wall will begin 200 feet east to the west creek top and proceed north-northeast approximately 61 feet to the end point of the wall. The embankment failure is located on the west side of Tributary 11 adjacent to 1106 Spring Lake Drive in Duncanville, Texas. Slope stabilization will be addressed by the installation of R-Rap Walls (also referred to as a Bag Wall installation). This SEP will provide a discernible environmental benefit by stabilizing the creek bank and preventing further erosion that would result in sedimentation and siltation in the waterway. The project will reduce erosion, pooling of stagnant water, and downstream sedimentation. Continued erosion leads to high sediment loads in waterways, silting, and disruption of ecosystems. This project will benefit and protect the water quality of Tributary 11, Ten Mile Creek and the Trinity River Basin. |            |        |              |              |              | 9,160.00     | 9,160.00     |
| <b>Count of Single Program Orders: 213</b> |                      |   | Total:     |        | 9,128,720.00 | 1,047,349.00 | 3,368,820.00 | 1,712,551.00 | 1,712,551.00 |

\* There are Multiple Respondent Names associated to this Case No.

## Appendix 4: List of SEP's & SEP Projects - FY2011

### Multi-Media Program

Date Range Selected : 09/01/2010 - 08/31/2011

| PGM | Case No. | Respondent Name                             | Effective Date  | Ratio  | Assessed Amt | Deferred Amt | Payable Amt | SEP Cost  | SEP Offset |
|-----|----------|---|---|--------|--------------|--------------|-------------|-----------|------------|
| MM  | 38538    | White Buffalo Environmental Services, LLC * | 04/18/2011  | 1.00:1 | 13,436.00    | 0.00         | 6,718.00    | 6,718.00  | 6,718.00   |
|     |          | POLLUTION REDUCTION                         | <p>The Third-Party Recipient currently operates a Citizen's Recycling Center at 702 Warehouse Road in San Angelo, Texas. The Center is open to the general public and currently accepts the following types of materials for recycling primarily from citizens in Tom Green, Coke, Concho, and Irion Counties: glass, plastics, electronics/e-waste, office paper, aluminum, mixed metals, newspaper, magazines, appliances, oil and oil filters, and lead acid batteries.</p> <p>Use of equipment purchased with SEP Funds must be limited to activities related to recycling efforts. If any such equipment is sold after purchase with SEP Funds, the Third-Party Recipient shall receive a minimum of three bids for the purchase price and all proceeds shall go back into supporting the recycling operations at the Center. Sale of the equipment for less than the highest bid requires the prior approval of the TCEQ.</p> <p>All dollars contributed will be used solely for the direct cost of the project, and no portion will be spent on administrative costs. The SEP will be done in accordance with all federal, state and local environmental laws and regulations.</p> <p>The Respondents certify that there is no prior commitment to make this contribution and that it is being done solely in an effort to settle this enforcement action.</p> |        |              |              |             | 6,718.00  | 6,718.00   |
| MM  | 40220    | Shell Oil Company                           | 06/20/2011  | 1.00:1 | 158,450.00   | 0.00         | 79,225.00   | 79,225.00 | 79,225.00  |
|     |          | ENVIRONMENTAL ENHANCEMENT                   | <p>The SEP Offset Amount will be used to preserve a contiguous wetland corridor along the San Bernard River. This is a land and water preservation project aimed at preserving approximately 645 acres of a contiguous wetland corridor along the San Bernard River in lower Fort Bend County. Ducks Unlimited has protected an adjacent 114 acre tract with two conservation easements, but the contiguity of this wetland corridor greatly depends on the acquisition and preservation of the remaining acreage.</p>  |        |              |              |             | 79,225.00 | 79,225.00  |
| MM  | 38877    | City of Dallas Water Utilities              | 02/20/2011  | 1.00:1 | 9,500.00     | 0.00         | 0.00        | 9,500.00  | 9,500.00   |
|     |          | POLLUTION PREVENTION                        | <p>Third Party Recipient shall coordinate with local public and private entities to provide low-income homeowners with assistance to enable repair or replacement of their failing water systems or on-site wastewater systems. SEP monies will be used to pay for the labor and materials costs related to repairing or replacing the failing systems. The recipients shall not be charged for the cost of replacing or repairing the failing systems.</p>   |        |              |              |             | 9,500.00  | 9,500.00   |
| MM  | 39944    | City of Mathis                              | 07/31/2011  | 1.00:1 | 9,980.00     | 0.00         | 0.00        | 9,980.00  | 9,980.00   |

\* There are Multiple Respondent Names associated to this Case No.

## Appendix 4: List of SEP's & SEP Projects - FY2011

### Multi-Media Program

|    |                      |   |            |            |            |          |            |            |            |
|----|----------------------|---|------------|------------|------------|----------|------------|------------|------------|
|    | POLLUTION PREVENTION | The Respondent shall contribute the SEP offset amount to the Third-Party Recipient named above. The contribution will be to Texas Association of Resource Conservation and Development Areas, Inc. to be used for the RC&D Unauthorized Trash Dump Clean-Up Program as set forth in an agreement between the Third-Party Recipient and the TCEQ. Specifically, the contribution will be used to coordinate with city and/or county governmental officials regarding the clean up of sites where trash has been disposed of illegally. Eligible sites will be limited to those where a responsible party can not be identified and where there is no pre-existing obligation to clean up the site by the owner or the government. Additionally, reasonable efforts must have already been taken to prevent the dumping. SEP monies will be used to pay for the direct cost of collection and disposal of debris. All dollars contributed will be used solely for the direct cost of the project and no portion will be spent on administrative costs. The SEP will be done in accordance with all federal, state and local environmental laws and regulations. | 9,980.00   | 9,980.00   |            |          |            |            |            |
| MM | 40428                | City Of Midland   | 05/08/2011 | 1.00:1     | 11,200.00  | 2,240.00 | 0.00       | 8,960.00   | 8,960.00   |
|    | POLLUTION PREVENTION | RC&D will coordinate with local city and county government officials to clean-up sites where tires have been disposed of illegally. Contributions will be used to clean up illegal tire sites. Eligible sites will be limited to areas where a responsible party can not be identified and where there is no preexisting obligation to clean up the site by the owner or government. SEP monies will be used for the direct cost of collection and disposal of debris and tires. Benefit: Helps rid communities of the dangers and health threats associated with illegal tire sites. Eligible Counties: All counties in the state of Texas that are within the boundaries of one of the 23 RC&D Areas in the state of Texas. Estimated Time to Complete: 12 months. Estimated Cost: \$ 4,500 per collection event.   | 8,960.00   | 8,960.00   |            |          |            |            |            |
| MM | 38567                | Citgo Refining and Chemicals Company L.P.   | 03/07/2011 | 1.00:1     | 303,294.00 | 0.00     | 151,647.00 | 151,647.00 | 151,647.00 |
|    | POLLUTION PREVENTION | RC&D will coordinate with local city and county government officials to clean-up sites where tires have been disposed of illegally. Contributions will be used to clean up illegal tire sites. Eligible sites will be limited to areas where a responsible party can not be identified and where there is no preexisting obligation to clean up the site by the owner or government. SEP monies will be used for the direct cost of collection and disposal of debris and tires. Benefit: Helps rid communities of the dangers and health threats associated with illegal tire sites. Eligible Counties: All counties in the state of Texas that are within the boundaries of one of the 23 RC&D Areas in the state of Texas.   | 151,647.00 | 151,647.00 |            |          |            |            |            |
| MM | 39181                | Veolia ES Technical Solutions, L.L.C.   | 06/20/2011 | 1.00:1     | 17,840.00  | 0.00     | 8,920.00   | 8,920.00   | 8,920.00   |
|    | POLLUTION PREVENTION | The contribution will be to Southeast Texas Regional Planning Commission for the West Port Arthur Home Energy Efficiency Program. The contribution will be used in accordance with the Supplemental Environmental Project between the Third-Party Recipient and the TCEQ (the "Project"). Specifically, SEP Offset Amount will be used to conduct home energy audits and to assist low income residents in the West Port Arthur area by weatherizing their homes, which will improve their homes' energy efficiency. SEP Offset Amount will be used to pay for the cost of caulking and insulating the homes and appliances, as well as for replacing heating and cooling systems and major appliances with new, energy efficient equipment.  | 8,920.00   | 8,920.00   |            |          |            |            |            |
| MM | 39312                | City Of Robert Lee  | 08/13/2011 | 1.00:1     | 28,940.00  | 0.00     | 0.00       | 28,940.00  | 28,940.00  |

\* There are Multiple Respondent Names associated to this Case No.

## Appendix 4: List of SEP's & SEP Projects - FY2011

### Multi-Media Program

|   |       |   |              |              |              |              |              |              |           |
|---|-------|---|--------------|--------------|--------------|--------------|--------------|--------------|-----------|
| POLLUTION REDUCTION                           |       | <p>The Third-Party Recipient shall coordinate with public or private entities to remove underground storage tanks. The project will provide tank removal at sites where there is no responsible party or the responsible party is financially unable to remove the tanks. The Third-Party Recipient shall work with TCEQ as well as other entities to identify the responsible party (or parties) and the reason the party is not able to remove the tanks. The Third-Party Recipient shall request TCEQ approval of these sites prior to any work at the site.</p> <p>Once the site is approved by TCEQ, the Third-Party Recipient shall coordinate with authorized representatives to perform the tank removal in accordance with the applicable portions of TCEQ's guidance that covers removal of underground storage tanks, specifically RG-411.</p> |              |              |              |              | 28,940.00    | 28,940.00    |           |
| MM  | 40581 | City of Wills Point   | 07/31/2011   | 1.00:1       | 14,606.00    | 2,921.00     | 0.00         | 11,685.00    | 11,685.00 |
| POLLUTION PREVENTION                          |       | <p>Respondent shall hold a three-day event for the collecting, recycling and proper disposal of tires, electronics (including non-working televisions), appliances (without Freon) and household hazardous waste ("HHW") including, but not limited to, pesticides, herbicides, paint, various solvents, old batteries, and gasoline and oil products (the "Project"). Secure drop-off sites will be manned by City personnel, and a contracted Haz-Mat certified person to oversee the separation of the HHW material from the collected materials. The City will hire a waste disposal contractor to take the segregated waste to a TCEQ-approved facility located at 5100 Youngblood, Dallas, Texas. Manifests will be provided to show proper transport, recycling and disposal of collected materials.</p>   |              |              |              |              | 11,685.00    | 11,685.00    |           |
| <b>Count of Multi-Media Program Orders: 9</b> |       |   | Total:       | 567,246.00   | 5,161.00     | 246,510.00   | 315,575.00   | 315,575.00   |           |
| <b>Grand Total Count of Orders: 222</b>       |       |   | Grand Total: | 9,695,966.00 | 1,052,510.00 | 3,615,330.00 | 5,028,126.00 | 5,028,126.00 |           |

\* There are Multiple Respondent Names associated to this Case No.





**Singles Program**

**Appendix 5: List of Administrative Orders Issued FY2010**

Date Range Selected : 09/01/2009 - 8/31/2010

| PGM                           | Case No. | Respondent Name                                 | TCEQ ID    | Docket#         | County    | Order Date    | Penalty Assessed | Penalty Deferred | Payable Amount  | SEP Offset |
|-------------------------------|----------|---|------------|-----------------|-----------|---------------|------------------|------------------|-----------------|------------|
| AIREI                         | 37806    | Kaneka Texas Corporation                        | HG3299J    | 2009-0935-AIR-E | HARRIS    | 12/18/2009    | \$1,950          | \$390            | \$1,560         | \$0        |
| AIREI                         | 37933    | Ranger Gas Gathering, L.L.C.                    | EA0042C    | 2009-1072-AIR-E | EASTLAND  | 02/07/2010    | \$8,875          | \$1,775          | \$7,100         | \$0        |
| AIREI                         | 36800    | Salzgitter Mannesmann Stainless Tubes USA, Inc. | HG3179U    | 2008-1774-AIR-E | HARRIS    | 10/24/2009    | \$7,350          | \$0              | \$7,350         | \$0        |
|                               |          | H   |            |                 |           |               |                  |                  |                 |            |
| <b>AIREI Orders Issued: 3</b> |          |   |            |                 |           | <b>Total:</b> | <b>\$18,175</b>  | <b>\$2,165</b>   | <b>\$16,010</b> | <b>\$0</b> |
| AQ                            | 37315    | 850 Pine Street, Inc.                           | 1657       | 2009-0374-AIR-E | JEFFERSON | 10/18/2009    | \$9,575          | \$1,915          | \$3,830         | \$3,830    |
| AQ                            | 37773    | Accent Collision Center, Inc.                   | 87962      | 2009-0879-AIR-E | TAYLOR    | 10/18/2009    | \$750            | \$150            | \$600           | \$0        |
| AQ                            | 37088    | Affiliated Foods, Inc.                          | 89263      | 2009-0128-AIR-E | RANDALL   | 11/27/2009    | \$3,000          | \$600            | \$2,400         | \$0        |
| AQ                            | 37501    | Albemarle Corporation                           | 1559       | 2009-0583-AIR-E | HARRIS    | 07/11/2010    | \$7,200          | \$0              | \$3,600         | \$3,600    |
| AQ                            | 37369    | Albemarle Corporation                           | 2310       | 2009-0427-AIR-E | HARRIS    | 10/18/2009    | \$20,989         | \$4,197          | \$16,792        | \$0        |
| AQ                            | 37884    | Alcoa World Alumina LLC                         | 4805700002 | 2009-1012-AIR-E | CALHOUN   | 10/31/2009    | \$6,250          | \$1,250          | \$5,000         | \$0        |
| AQ                            | 36471    | Alcoa, Inc.                                     | 2050       | 2008-1425-AIR-E | MILAM     | 01/28/2010    | \$19,655         | \$0              | \$9,828         | \$9,827    |
| AQ                            | 37062    | Alumax Mill Products, Inc.                      | 1413       | 2009-0094-AIR-E | BOWIE     | 10/04/2009    | \$11,929         | \$2,385          | \$9,544         | \$0        |
| AQ                            | 37217    | Amarillo Road Company, L.P.                     | 45063      | 2009-0286-AIR-E | HALE      | 07/08/2010    | \$25,200         | \$0              | \$25,200        | \$0        |
| AQ                            | 37298    | American Airlines, Inc.                         | 1463       | 2009-0352-AIR-E | DENTON    | 09/21/2009    | \$5,457          | \$1,091          | \$4,366         | \$0        |
| AQ                            | 38641    | Applied Fabrication & Field Services LLC        |            | 2009-1794-AIR-E | ORANGE    | 07/11/2010    | \$1,050          | \$210            | \$840           | \$0        |
| AQ                            | 37894    | Approach Operating, L.L.C.                      | 2797       | 2009-1032-AIR-E | CROCKETT  | 11/13/2009    | \$32,108         | \$6,421          | \$25,687        | \$0        |
| AQ                            | 37475    | Ash Grove Texas, L.P.                           | 1054       | 2009-0501-AIR-E | ELLIS     | 11/13/2009    | \$5,725          | \$0              | \$5,725         | \$0        |
| AQ                            | 38428    | Atlas Pipeline Mid-Continent WestTex, LLC       | 19592      | 2009-1505-AIR-E | REAGAN    | 03/08/2010    | \$3,975          | \$795            | \$3,180         | \$0        |
| AQ                            | 38800    | Basa Resources, Inc.                            |            | 2009-1964-AIR-E | STEPHENS  | 07/11/2010    | \$2,000          | \$400            | \$1,600         | \$0        |
| AQ                            | 37122    | Basell USA Inc.                                 | 9423       | 2009-0182-AIR-E | HARRIS    | 03/20/2010    | \$2,950          | \$0              | \$2,950         | \$0        |
| AQ                            | 38553    | BASF Corporation                                | 1733A      | 2009-1277-AIR-E | BRAZORIA  | 05/09/2010    | \$6,425          | \$1,285          | \$5,140         | \$0        |
| AQ                            | 37446    | BASF Corporation                                | HG1249P    | 2009-0525-AIR-E | HARRIS    | 09/21/2009    | \$13,300         | \$2,660          | \$10,640        | \$0        |
| AQ                            | 38230    | BASF Corporation                                | 1331       | 2009-1386-AIR-E | HARRIS    | 02/22/2010    | \$11,160         | \$2,232          | \$8,928         | \$0        |
| AQ                            | 37497    | BASF Corporation                                | BL0021O    | 2009-0572-AIR-E | BRAZORIA  | 09/21/2009    | \$6,507          | \$1,301          | \$5,206         | \$0        |
| AQ                            | 38705    | BASF FINA Petrochemicals Limited Partnership    | 36644      | 2009-1852-AIR-E | JEFFERSON | 06/04/2010    | \$17,730         | \$3,546          | \$14,184        | \$0        |
| AQ                            | 37646    | BASF FINA Petrochemicals Limited Partnership    | 1877       | 2009-0750-AIR-E | JEFFERSON | 10/31/2009    | \$8,200          | \$1,640          | \$6,560         | \$0        |
| AQ                            | 38527    | Bayer Materialscience LLC                       | 34017      | 2009-1666-AIR-E | CHAMBERS  | 04/25/2010    | \$11,322         | \$2,264          | \$4,529         | \$4,529    |
| AQ                            | 38855    | Baytown Asphalt Materials, Ltd.                 | 51817      | 2009-2025-AIR-E | CHAMBERS  | 06/18/2010    | \$3,300          | \$660            | \$1,320         | \$1,320    |
| AQ                            | 39179    | Bell Helicopter Textron Inc                     | 1630       | 2010-0268-AIR-E | TARRANT   | 07/11/2010    | \$2,025          | \$405            | \$1,620         | \$0        |

\* There are Multiple Respondent Names associated to this Case No.



**TCEQ**  
Singles Program

**Appendix 5: List of Administrative Orders Issued FY2010**

Date Range Selected : 09/01/2009 - 8/31/2010

| PGM | Case No. | Respondent Name                              | TCEQ ID | Docket#         | County     | Order Date | Penalty Assessed | Penalty Deferred | Payable Amount | SEP Offset |
|-----|----------|--|---------|-----------------|------------|------------|------------------|------------------|----------------|------------|
| AQ  | 35960    | Big City Crushed Concrete, L.P.              |         | 2008-0877-AIR-E | DENTON     | 10/18/2009 | \$5,600          | \$0              | \$5,600        | \$0        |
| AQ  | 38834    | Blackland Grain & Storage, Inc.              | 91007   | 2009-1998-AIR-E | BELL       | 04/25/2010 | \$13,500         | \$2,700          | \$10,800       | \$0        |
| AQ  | 37492    | Bob King's Truck Beds, LLC                   |         | 2009-0562-AIR-E | WISE       | 10/18/2009 | \$2,880          | \$576            | \$2,304        | \$0        |
| AQ  | 36513    | BUENO, HERMENEGILDO                          | EE1054N | 2008-1467-AIR-E | EL PASO    | 10/18/2009 | \$1,260          | \$252            | \$1,008        | \$0        |
| AQ  | 38284    | Cabot Corporation                            | 1666    | 2009-1417-AIR-E | GRAY       | 02/22/2010 | \$2,430          | \$486            | \$1,944        | \$0        |
| AQ  | 37572    | Casita Enterprises, Inc.                     | 1802    | 2009-0657-AIR-E | NAVARRO    | 10/31/2009 | \$2,375          | \$475            | \$1,900        | \$0        |
| AQ  | 38493    | Chemical Lime, Ltd.                          | 1122    | 2009-1635-AIR-E | COMAL      | 04/25/2010 | \$5,400          | \$1,080          | \$4,320        | \$0        |
| AQ  | 37171    | Chemical Lime, Ltd.                          | 1108    | 2009-0223-AIR-E | BOSQUE     | 10/04/2009 | \$6,000          | \$1,200          | \$4,800        | \$0        |
| AQ  | 38495    | Chemical Lime, Ltd.                          | 1108    | 2009-1455-AIR-E | BOSQUE     | 03/20/2010 | \$2,825          | \$565            | \$2,260        | \$0        |
| AQ  | 37477    | Chevron Phillips Chemical Company, LP        | 2151    | 2009-0523-AIR-E | BRAZORIA   | 11/13/2009 | \$10,245         | \$2,049          | \$4,098        | \$4,098    |
| AQ  | 37334    | Chevron Phillips Chemical Company, LP        | HW0013C | 2009-0396-AIR-E | HUTCHINSON | 09/21/2009 | \$25,000         | \$5,000          | \$10,000       | \$10,000   |
| AQ  | 38886    | Chevron Phillips Chemical Company, LP        | 21101   | 2009-2037-AIR-E | JEFFERSON  | 07/11/2010 | \$31,250         | \$6,250          | \$25,000       | \$0        |
| AQ  | 37425    | Chevron Phillips Chemical Company, LP        | 18568   | 2009-0489-AIR-E | JEFFERSON  | 09/21/2009 | \$8,034          | \$1,606          | \$6,428        | \$0        |
| AQ  | 37896    | Chevron Phillips Chemical Company, LP        | 22690   | 2009-1023-AIR-E | BRAZORIA   | 01/28/2010 | \$20,700         | \$4,140          | \$8,280        | \$8,280    |
| AQ  | 39157    | Chevron Phillips Chemical Company, LP        | 2165    | 2010-0247-AIR-E | HUTCHINSON | 08/21/2010 | \$3,070          | \$614            | \$2,456        | \$0        |
| AQ  | 37778    | Chevron Phillips Chemical Company, LP        | 2164    | 2009-0893-AIR-E | HUTCHINSON | 11/27/2009 | \$6,994          | \$1,398          | \$5,596        | \$0        |
| AQ  | 37168    | Chevron Phillips Chemical Company, LP        | 21101   | 2009-0221-AIR-E | JEFFERSON  | 03/08/2010 | \$20,278         | \$0              | \$20,278       | \$0        |
| AQ  | 37337    | Chevron Phillips Chemical Company, LP        | 21101   | 2009-0389-AIR-E | JEFFERSON  | 09/21/2009 | \$7,450          | \$1,490          | \$5,960        | \$0        |
| AQ  | 38327    | Chevron Phillips Chemical Company, LP        | 1310    | 2009-1466-AIR-E | ORANGE     | 04/11/2010 | \$2,650          | \$530            | \$2,120        | \$0        |
| AQ  | 37536    | Citgo Refining and Chemicals Company L.P.    | 46644   | 2009-0622-AIR-E | NUECES     | 09/21/2009 | \$4,800          | \$960            | \$3,840        | \$0        |
| AQ  | 37277    | Citgo Refining and Chemicals Company L.P.    | 8778A   | 2009-0340-AIR-E | NUECES     | 10/04/2009 | \$7,700          | \$1,540          | \$6,160        | \$0        |
| AQ  | 35918    | Citgo Refining and Chemicals Company L.P.    | 2695A   | 2008-0837-AIR-E | NUECES     | 10/04/2009 | \$10,000         | \$0              | \$10,000       | \$0        |
| AQ  | 37724    | City of Edinburg                             | 2841    | 2009-0821-AIR-E | HIDALGO    | 11/27/2009 | \$1,280          | \$256            | \$1,024        | \$0        |
| AQ  | 38218    | City of Snyder                               | 2383    | 2009-1364-AIR-E | SCURRY     | 01/28/2010 | \$2,050          | \$410            | \$1,640        | \$0        |
| AQ  | 39349    | Clarke Products, Inc.                        | 2888    | 2010-0435-AIR-E | TARRANT    | 08/09/2010 | \$1,000          | \$200            | \$800          | \$0        |
| AQ  | 38294    | Clearstream Wastewater Systems, Incorporated | 1796    | 2009-1420-AIR-E | HARDIN     | 02/22/2010 | \$7,125          | \$1,425          | \$5,700        | \$0        |
| AQ  | 36872    | Coastal Industrial Coatings, Incorporated    |         | 2008-1883-AIR-E | HARDIN     | 10/24/2009 | \$5,200          | \$0              | \$5,200        | \$0        |
| AQ  | 38348    | ConocoPhillips Company                       | 30513   | 2009-1481-AIR-E | BRAZORIA   | 03/20/2010 | \$10,000         | \$0              | \$5,000        | \$5,000    |
| AQ  | 38039    | ConocoPhillips Company                       | 5920A   | 2009-1203-AIR-E | BRAZORIA   | 01/28/2010 | \$16,975         | \$3,395          | \$6,790        | \$6,790    |

\* There are Multiple Respondent Names associated to this Case No.



## Appendix 5: List of Administrative Orders Issued FY2010

Date Range Selected : 09/01/2009 - 8/31/2010

| PGM | Case No. | Respondent Name                         | TCEQ ID | Docket#         | County      | Order Date | Penalty Assessed | Penalty Deferred | Payable Amount | SEP Offset |
|-----|----------|---|---------|-----------------|-------------|------------|------------------|------------------|----------------|------------|
| AQ  | 37999    | ConocoPhillips Company                  | 1440    | 2009-1156-AIR-E | HUTCHINSON  | 12/18/2009 | \$17,850         | \$3,570          | \$7,140        | \$7,140    |
| AQ  | 37094    | ConocoPhillips Company                  | 1440    | 2009-0129-AIR-E | HUTCHINSON  | 11/27/2009 | \$304,126        | \$60,825         | \$121,651      | \$121,650  |
| AQ  | 39196    | ConocoPhillips Company                  | 22086   | 2010-0284-AIR-E | BRAZORIA    | 08/30/2010 | \$10,000         | \$0              | \$5,000        | \$5,000    |
| AQ  | 37657    | ConocoPhillips Company                  | 21593   | 2009-0602-AIR-E | CHAMBERS    | 10/31/2009 | \$4,900          | \$980            | \$3,920        | \$0        |
| AQ  | 38385    | ConocoPhillips Company                  | 234     | 2009-1476-AIR-E | MOORE       | 04/25/2010 | \$21,415         | \$4,283          | \$17,132       | \$0        |
| AQ  | 37249    | ConocoPhillips Company                  | 5920A   | 2009-0301-AIR-E | BRAZORIA    | 09/21/2009 | \$10,000         | \$0              | \$10,000       | \$0        |
| AQ  | 37640    | Davis Gas Processing, Inc.              | 3024    | 2009-0734-AIR-E | CROCKETT    | 11/27/2009 | \$36,085         | \$7,217          | \$28,868       | \$0        |
| AQ  | 38577    | DCP Midstream, LP                       | 8925    | 2009-1718-AIR-E | PANOLA      | 04/11/2010 | \$5,355          | \$1,071          | \$2,142        | \$2,142    |
| AQ  | 37612    | DCP Midstream, LP                       | 18466   | 2009-0647-AIR-E | MIDLAND     | 11/27/2009 | \$2,460          | \$492            | \$1,968        | \$0        |
| AQ  | 37566    | DCP Midstream, LP                       | 20326   | 2009-0636-AIR-E | HOWARD      | 10/31/2009 | \$1,500          | \$300            | \$1,200        | \$0        |
| AQ  | 37722    | DCP Midstream, LP                       | 74738   | 2009-0809-AIR-E | JIM WELLS   | 11/27/2009 | \$10,139         | \$0              | \$5,070        | \$5,069    |
| AQ  | 37766    | DCP Midstream, LP                       | 181     | 2009-0875-AIR-E | HUTCHINSON  | 11/27/2009 | \$12,300         | \$2,460          | \$4,920        | \$4,920    |
| AQ  | 38684    | DCP Midstream, LP                       | 2556    | 2009-1833-AIR-E | JIM WELLS   | 06/18/2010 | \$10,127         | \$0              | \$5,064        | \$5,063    |
| AQ  | 37893    | DCP Midstream, LP                       | 2593    | 2009-0994-AIR-E | CROCKETT    | 02/22/2010 | \$9,150          | \$1,830          | \$3,660        | \$3,660    |
| AQ  | 36093    | Destructors, Inc.                       | 949753F | 2008-1012-AIR-E | LIMESTONE   | 09/21/2009 | \$60,000         | \$0              | \$60,000       | \$0        |
| AQ  | 38627    | Devon Gas Services L.P.                 | JHA018R | 2009-1765-AIR-E | JOHNSON     | 05/09/2010 | \$750            | \$150            | \$600          | \$0        |
| AQ  | 37248    | Diamond Shamrock Refining Company, L.P. | 9708    | 2009-0300-AIR-E | MOORE       | 10/04/2009 | \$17,004         | \$3,400          | \$6,802        | \$6,802    |
| AQ  | 38563    | Diamond Shamrock Refining Company, L.P. | 89852   | 2009-1705-AIR-E | LIVE OAK    | 08/09/2010 | \$53,235         | \$10,647         | \$42,588       | \$0        |
| AQ  | 37660    | Diamond Shamrock Refining Company, L.P. | 1555    | 2009-0748-AIR-E | MOORE       | 08/09/2010 | \$245,227        | \$0              | \$122,614      | \$122,613  |
| AQ  | 34660    | Diamond Shamrock Refining Company, L.P. | 1555    | 2007-1544-AIR-E | MOORE       | 11/13/2009 | \$140,443        | \$28,088         | \$56,178       | \$56,177   |
| AQ  | 38429    | Dobbs Coating Systems, Inc.             |         | 2009-1703-AIR-E | PARKER      | 05/09/2010 | \$2,000          | \$400            | \$1,600        | \$0        |
| AQ  | 38794    | E. I. du Pont de Nemours and Company    | 2055    | 2009-1958-AIR-E | ORANGE      | 07/11/2010 | \$40,000         | \$8,000          | \$16,000       | \$16,000   |
| AQ  | 37883    | E. I. du Pont de Nemours and Company    | 9176    | 2009-1011-AIR-E | ORANGE      | 02/07/2010 | \$9,350          | \$1,870          | \$3,740        | \$3,740    |
| AQ  | 37210    | E. I. du Pont de Nemours and Company    | 9176    | 2009-0285-AIR-E | ORANGE      | 10/04/2009 | \$14,178         | \$2,835          | \$5,672        | \$5,671    |
| AQ  | 37753    | E. I. du Pont de Nemours and Company    | 4351    | 2009-0861-AIR-E | JEFFERSON   | 11/13/2009 | \$6,075          | \$1,215          | \$4,860        | \$0        |
| AQ  | 38737    | E. I. du Pont de Nemours and Company    | 4351    | 2009-1887-AIR-E | JEFFERSON   | 05/09/2010 | \$6,275          | \$1,255          | \$5,020        | \$0        |
| AQ  | 38075    | E. I. du Pont de Nemours and Company    | 4351    | 2009-1230-AIR-E | JEFFERSON   | 02/22/2010 | \$26,448         | \$5,289          | \$21,159       | \$0        |
| AQ  | 37510    | E. I. du Pont de Nemours and Company    | 20204   | 2009-0600-AIR-E | ORANGE      | 10/31/2009 | \$26,975         | \$5,395          | \$10,790       | \$10,790   |
| AQ  | 37697    | Eagle Rock Desoto Pipeline, L.P.        | 2997    | 2009-0790-AIR-E | NACOGDOCHES | 10/18/2009 | \$1,975          | \$395            | \$1,580        | \$0        |

\* There are Multiple Respondent Names associated to this Case No.



**TCEQ**  
Singles Program

**Appendix 5: List of Administrative Orders Issued FY2010**

Date Range Selected : 09/01/2009 - 8/31/2010

| PGM | Case No. | Respondent Name                           | TCEQ ID | Docket#         | County   | Order Date | Penalty Assessed | Penalty Deferred | Payable Amount | SEP Offset |
|-----|----------|---|---------|-----------------|----------|------------|------------------|------------------|----------------|------------|
| AQ  | 38220    | Eagle Rock Field Services, L.P.           | 522     | 2009-1143-AIR-E | CARSON   | 12/18/2009 | \$1,875          | \$375            | \$1,500        | \$0        |
| AQ  | 38319    | Eagle Rock Field Services, L.P.           | 18500   | 2009-1447-AIR-E | GRAY     | 03/20/2010 | \$5,700          | \$1,140          | \$4,560        | \$0        |
| AQ  | 38963    | Eagle Rock Field Services, L.P.           | 146     | 2010-0041-AIR-E | WHEELER  | 08/30/2010 | \$2,650          | \$530            | \$2,120        | \$0        |
| AQ  | 39038    | Eagle Rock Field Services, L.P.           | 44650   | 2010-0123-AIR-E | CARSON   | 06/26/2010 | \$10,504         | \$2,100          | \$8,404        | \$0        |
| AQ  | 38346    | Eagle Rock Field Services, L.P.           | 624     | 2009-1432-AIR-E | GRAY     | 04/11/2010 | \$2,730          | \$546            | \$2,184        | \$0        |
| AQ  | 37961    | Eagle Rock Field Services, L.P.           | 154     | 2009-1077-AIR-E | HEMPHILL | 12/18/2009 | \$1,875          | \$375            | \$1,500        | \$0        |
| AQ  | 38275    | Eagle Rock Field Services, L.P.           | 477     | 2009-1395-AIR-E | MOORE    | 03/20/2010 | \$1,875          | \$375            | \$1,500        | \$0        |
| AQ  | 38276    | Eagle Rock Field Services, L.P.           | 3173    | 2009-1396-AIR-E | HEMPHILL | 04/11/2010 | \$1,976          | \$395            | \$1,581        | \$0        |
| AQ  | 37939    | Eagle Rock Field Services, L.P.           | 44650   | 2009-1083-AIR-E | CARSON   | 01/28/2010 | \$2,054          | \$410            | \$1,644        | \$0        |
| AQ  | 36535    | Eastman Chemical Company                  | 1979    | 2008-1449-AIR-E | HARRISON | 01/28/2010 | \$75,839         | \$0              | \$37,920       | \$37,919   |
| AQ  | 34588    | Elegant Craftworks, Inc.                  | 2096    | 2007-1480-AIR-E | DALLAS   | 11/13/2009 | \$5,250          | \$0              | \$5,250        | \$0        |
| AQ  | 38056    | Enbridge Pipelines (East Texas) L.P.      | 2559    | 2009-1153-AIR-E | MARION   | 02/07/2010 | \$1,875          | \$375            | \$1,500        | \$0        |
| AQ  | 37796    | Enbridge Pipelines (Texas Gathering) L.P. | 2973    | 2009-0920-AIR-E | HEMPHILL | 10/31/2009 | \$5,295          | \$1,059          | \$4,236        | \$0        |
| AQ  | 37549    | Enterprise Products Operating L.P.        | 642     | 2009-0621-AIR-E | POLK     | 10/31/2009 | \$19,000         | \$3,800          | \$15,200       | \$0        |
| AQ  | 38924    | Enterprise Products Operating LLC         | 642     | 2010-0008-AIR-E | POLK     | 06/18/2010 | \$24,250         | \$4,850          | \$19,400       | \$0        |
| AQ  | 38925    | Equistar Chemicals, LP                    | NE0051B | 2010-0010-AIR-E | NUECES   | 07/11/2010 | \$4,850          | \$970            | \$3,880        | \$0        |
| AQ  | 36512    | Equistar Chemicals, LP                    | 2174    | 2008-1474-AIR-E | HARRIS   | 03/20/2010 | \$29,252         | \$0              | \$29,252       | \$0        |
| AQ  | 36026    | Equistar Chemicals, LP                    | 19109   | 2008-0958-AIR-E | HARRIS   | 01/28/2010 | \$51,857         | \$0              | \$51,857       | \$0        |
| AQ  | 38455    | Equistar Chemicals, LP                    | 2128    | 2009-1593-AIR-E | HARRIS   | 07/11/2010 | \$111,855        | \$22,370         | \$89,485       | \$0        |
| AQ  | 37415    | Equistar Chemicals, LP                    | 4634B   | 2009-0480-AIR-E | BRAZORIA | 08/09/2010 | \$7,140          | \$0              | \$7,140        | \$0        |
| AQ  | 36007    | Equistar Chemicals, LP                    | 6257E   | 2008-0923-AIR-E | HARRIS   | 12/18/2009 | \$5,575          | \$0              | \$5,575        | \$0        |
| AQ  | 35212    | Equistar Chemicals, LP                    | BL0113I | 2008-0080-AIR-E | BRAZORIA | 03/20/2010 | \$50,000         | \$0              | \$50,000       | \$0        |
| AQ  | 36408    | Equistar Chemicals, LP                    | 4682B   | 2008-1350-AIR-E | NUECES   | 04/25/2010 | \$10,273         | \$0              | \$10,273       | \$0        |
| AQ  | 38629    | Equistar Chemicals, LP                    | 4477    | 2009-1781-AIR-E | HARRIS   | 08/21/2010 | \$10,000         | \$2,000          | \$8,000        | \$0        |
| AQ  | 34415    | Equistar Chemicals, LP                    | 4634B   | 2007-1315-AIR-E | BRAZORIA | 02/07/2010 | \$51,600         | \$0              | \$51,600       | \$0        |
| AQ  | 37090    | Equistar Chemicals, LP                    | 4477    | 2009-0154-AIR-E | HARRIS   | 08/09/2010 | \$62,038         | \$0              | \$62,038       | \$0        |
| AQ  | 37184    | Equistar Chemicals, LP                    | HG0033B | 2009-0263-AIR-E | HARRIS   | 08/09/2010 | \$64,000         | \$0              | \$64,000       | \$0        |
| AQ  | 38411    | Equistar Chemicals, LP                    | 6257E   | 2009-1549-AIR-E | HARRIS   | 04/11/2010 | \$6,150          | \$1,230          | \$4,920        | \$0        |
| AQ  | 38810    | Equistar Chemicals, LP                    | 6257E   | 2009-1976-AIR-E | HARRIS   | 06/18/2010 | \$10,000         | \$0              | \$10,000       | \$0        |
| AQ  | 36134    | Equistar Chemicals, LP                    | 1768    | 2008-1085-AIR-E | HARRIS   | 01/28/2010 | \$13,240         | \$0              | \$13,240       | \$0        |
| AQ  | 38853    | Equistar Chemicals, LP                    | 18978   | 2009-2024-AIR-E | HARRIS   | 06/18/2010 | \$30,000         | \$6,000          | \$24,000       | \$0        |
| AQ  | 36175    | Equistar Chemicals, LP                    | CI0002G | 2008-1123-AIR-E | CHAMBERS | 04/11/2010 | \$5,250          | \$0              | \$5,250        | \$0        |

\* There are Multiple Respondent Names associated to this Case No.



## Appendix 5: List of Administrative Orders Issued FY2010

Date Range Selected : 09/01/2009 - 8/31/2010

| PGM | Case No. | Respondent Name                          | TCEQ ID | Docket#         | County      | Order Date | Penalty Assessed | Penalty Deferred | Payable Amount | SEP Offset |
|-----|----------|--|---------|-----------------|-------------|------------|------------------|------------------|----------------|------------|
| AQ  | 37166    | Equistar Chemicals, LP                   | HG1996R | 2009-0219-AIR-E | HARRIS      | 02/22/2010 | \$40,000         | \$0              | \$40,000       | \$0        |
| AQ  | 37719    | Excalibur Collision Center, Inc.         | DB4024F | 2009-0810-AIR-E | DALLAS      | 11/27/2009 | \$1,000          | \$200            | \$800          | \$0        |
| AQ  | 38369    | Explorer Pipeline Company                | 27987   | 2009-1434-AIR-E | TARRANT     | 02/07/2010 | \$3,475          | \$695            | \$2,780        | \$0        |
| AQ  | 38922    | Exxon Mobil Corporation                  | 18287   | 2010-0007-AIR-E | HARRIS      | 08/30/2010 | \$50,000         | \$0              | \$25,000       | \$25,000   |
| AQ  | 35824    | Exxon Mobil Corporation                  | HG0228H | 2008-0734-AIR-E | HARRIS      | 03/20/2010 | \$30,000         | \$0              | \$15,000       | \$15,000   |
| AQ  | 38534    | Exxon Mobil Corporation                  | 18287   | 2009-1677-AIR-E | HARRIS      | 04/25/2010 | \$40,000         | \$8,000          | \$16,000       | \$16,000   |
| AQ  | 38278    | Exxon Mobil Corporation                  | 1229    | 2009-1539-AIR-E | HARRIS      | 06/04/2010 | \$111,750        | \$22,350         | \$44,700       | \$44,700   |
| AQ  | 37938    | Exxon Mobil Corporation                  | 18287   | 2009-1080-AIR-E | HARRIS      | 03/08/2010 | \$40,000         | \$0              | \$20,000       | \$20,000   |
| AQ  | 37858    | Exxon Mobil Corporation                  | 3452    | 2009-0986-AIR-E | HARRIS      | 01/28/2010 | \$7,800          | \$1,560          | \$3,120        | \$3,120    |
| AQ  | 37325    | Exxon Mobil Corporation                  | 3452    | 2009-0388-AIR-E | HARRIS      | 08/30/2010 | \$10,000         | \$0              | \$5,000        | \$5,000    |
| AQ  | 37164    | Exxon Mobil Corporation                  | 3452    | 2009-0217-AIR-E | HARRIS      | 10/04/2009 | \$18,725         | \$3,745          | \$7,490        | \$7,490    |
| AQ  | 38392    | Exxon Mobil Corporation                  | 1553    | 2009-1524-AIR-E | HARRIS      | 04/25/2010 | \$31,425         | \$6,285          | \$25,140       | \$0        |
| AQ  | 37831    | Exxon Mobil Corporation                  | 390     | 2009-0958-AIR-E | NACOGDOCHES | 11/27/2009 | \$16,800         | \$3,360          | \$13,440       | \$0        |
| AQ  | 37010    | Exxon Mobil Corporation                  | 18287   | 2009-0073-AIR-E | HARRIS      | 09/21/2009 | \$19,875         | \$3,975          | \$7,950        | \$7,950    |
| AQ  | 37573    | Exxon Mobil Corporation                  | 3452    | 2009-0654-AIR-E | HARRIS      | 10/31/2009 | \$9,325          | \$1,865          | \$3,730        | \$3,730    |
| AQ  | 38796    | Exxon Mobil Corporation                  | 3452    | 2009-1952-AIR-E | HARRIS      | 06/04/2010 | \$10,000         | \$0              | \$5,000        | \$5,000    |
| AQ  | 36759    | Exxon Mobil Corporation                  | 18287   | 2008-1727-AIR-E | HARRIS      | 10/18/2009 | \$30,000         | \$0              | \$15,000       | \$15,000   |
| AQ  | 38071    | ExxonMobil Oil Corporation               | 2754    | 2009-1227-AIR-E | JEFFERSON   | 03/08/2010 | \$5,000          | \$1,000          | \$2,000        | \$2,000    |
| AQ  | 37491    | ExxonMobil Oil Corporation               | JE00671 | 2009-0568-AIR-E | JEFFERSON   | 10/04/2009 | \$20,000         | \$4,000          | \$8,000        | \$8,000    |
| AQ  | 37108    | ExxonMobil Oil Corporation               | 19566   | 2009-0153-AIR-E | JEFFERSON   | 10/18/2009 | \$38,494         | \$0              | \$38,494       | \$0        |
| AQ  | 37554    | Federal Heath Sign Company, L.L.C.       | 37278   | 2009-0624-AIR-E | CHEROKEE    | 07/11/2010 | \$15,000         | \$3,000          | \$12,000       | \$0        |
| AQ  | 37534    | Felix Jackson dba Jackson Brothers Ranch | CI0087S | 2009-0604-AIR-E | CHAMBERS    | 03/20/2010 | \$3,500          | \$0              | \$3,500        | \$0        |
| AQ  | 38263    | Firestone Polymers, LLC                  | 292     | 2009-1402-AIR-E | ORANGE      | 03/08/2010 | \$6,531          | \$1,306          | \$5,225        | \$0        |
| AQ  | 38778    | Firestone Polymers, LLC                  | 292     | 2009-1933-AIR-E | ORANGE      | 06/04/2010 | \$6,450          | \$1,290          | \$2,580        | \$2,580    |
| AQ  | 38530    | Flint Hills Resources, LP                | 16989   | 2009-1676-AIR-E | JEFFERSON   | 06/26/2010 | \$52,054         | \$10,410         | \$20,822       | \$20,822   |
| AQ  | 38478    | Flint Hills Resources, LP                | 8803A   | 2009-1614-AIR-E | NUECES      | 03/20/2010 | \$15,876         | \$3,175          | \$12,701       | \$0        |
| AQ  | 39345    | Flint Hills Resources, LP                | 8803A   | 2010-0433-AIR-E | NUECES      | 08/21/2010 | \$5,400          | \$1,080          | \$4,320        | \$0        |
| AQ  | 38465    | Flint Hills Resources, LP                | 6308    | 2009-1603-AIR-E | NUECES      | 03/08/2010 | \$5,700          | \$1,140          | \$4,560        | \$0        |
| AQ  | 39187    | Flint Hills Resources, LP                | 16989   | 2010-0309-AIR-E | JEFFERSON   | 08/30/2010 | \$29,400         | \$0              | \$14,700       | \$14,700   |
| AQ  | 37793    | Flint Hills Resources, LP                | 16989   | 2009-0916-AIR-E | JEFFERSON   | 12/18/2009 | \$18,275         | \$0              | \$9,138        | \$9,137    |
| AQ  | 38833    | Flint Hills Resources, LP                | 16989   | 2009-1999-AIR-E | JEFFERSON   | 07/11/2010 | \$17,550         | \$3,510          | \$7,020        | \$7,020    |
| AQ  | 38168    | Flint Hills Resources, LP                | 16989   | 2009-1335-AIR-E | JEFFERSON   | 02/22/2010 | \$16,715         | \$3,343          | \$6,686        | \$6,686    |

\* There are Multiple Respondent Names associated to this Case No.



**Singles Program**

**Appendix 5: List of Administrative Orders Issued FY2010**

Date Range Selected : 09/01/2009 - 8/31/2010

| PGM | Case No. | Respondent Name                                      | TCEQ ID    | Docket#         | County     | Order Date | Penalty Assessed | Penalty Deferred | Payable Amount | SEP Offset |
|-----|----------|--|------------|-----------------|------------|------------|------------------|------------------|----------------|------------|
| AQ  | 39141    | Flint Hills Resources, LP                            | 4835500017 | 2010-0233-AIR-E | NUECES     | 08/09/2010 | \$6,025          | \$1,205          | \$4,820        | \$0        |
| AQ  | 36843    | Flying J, Inc.                                       | EE1111D    | 2008-1835-AIR-E | EL PASO    | 09/21/2009 | \$1,240          | \$248            | \$992          | \$0        |
| AQ  | 37165    | Formosa Plastics Corporation, Texas                  | 7699       | 2009-0216-AIR-E | CALHOUN    | 10/04/2009 | \$62,555         | \$12,511         | \$25,022       | \$25,022   |
| AQ  | 38127    | Fort Worth Excavating, Inc.                          | TA1189L    | 2009-1289-AIR-E | TARRANT    | 05/09/2010 | \$5,160          | \$1,032          | \$4,128        | \$0        |
| AQ  | 38452    | Frontera Generation Limited Partnership              | 1827       | 2009-1597-AIR-E | HIDALGO    | 02/22/2010 | \$5,600          | \$1,120          | \$4,480        | \$0        |
| AQ  | 38407    | GAFFORD, JOSH  |            | 2009-1563-AIR-E | LEON       | 05/09/2010 | \$900            | \$180            | \$720          | \$0        |
| AQ  | 38257    | GB Biosciences Corporation                           | 2266       | 2009-1394-AIR-E | HARRIS     | 02/22/2010 | \$9,843          | \$1,968          | \$3,938        | \$3,937    |
| AQ  | 36495    | General Dynamics Ordnance and Tactical Systems, Inc. | DB0482W    | 2008-1447-AIR-E | DALLAS     | 01/28/2010 | \$3,125          | \$0              | \$3,125        | \$0        |
| AQ  | 37443    | Genesis Quality Aggregates, Ltd.                     | 83522      | 2009-0544-AIR-E | MAVERICK   | 03/20/2010 | \$3,000          | \$600            | \$2,400        | \$0        |
| AQ  | 38251    | Georgia-Pacific Wood Products LLC                    | 1195       | 2009-1380-AIR-E | NEWTON     | 02/22/2010 | \$1,875          | \$375            | \$1,500        | \$0        |
| AQ  | 37349    | GRADY, JIMMY P                                       |            | 2009-0429-AIR-E | GRAYSON    | 02/07/2010 | \$1,450          | \$0              | \$1,450        | \$0        |
| AQ  | 37979    | Guardian Industries Corp.                            | 1091       | 2009-1138-AIR-E | NAVARRO    | 04/25/2010 | \$59,696         | \$11,939         | \$47,757       | \$0        |
| AQ  | 37928    | Gulf Coast Waste Disposal Authority                  | 40782      | 2009-1076-AIR-E | HARRIS     | 01/28/2010 | \$7,350          | \$1,470          | \$0            | \$5,880    |
| AQ  | 37908    | Hayward Baker, Inc.                                  | 82791L002  | 2009-1042-AIR-E | JEFFERSON  | 10/31/2009 | \$750            | \$150            | \$600          | \$0        |
| AQ  | 38231    | Helena Chemical Company                              | 88408      | 2009-1341-AIR-E | PALO PINTO | 04/11/2010 | \$2,000          | \$400            | \$1,600        | \$0        |
| AQ  | 37779    | Helena Chemical Company                              | 3805       | 2009-0871-AIR-E | WICHITA    | 11/13/2009 | \$6,250          | \$1,250          | \$5,000        | \$0        |
| AQ  | 38370    | Helena Chemical Company                              | 89054      | 2009-1433-AIR-E | ELLIS      | 02/07/2010 | \$2,000          | \$400            | \$1,600        | \$0        |
| AQ  | 38018    | Hess Corporation                                     | 4816500017 | 2009-1173-AIR-E | GAINES     | 03/08/2010 | \$19,050         | \$3,810          | \$7,620        | \$7,620    |
| AQ  | 38299    | HFOTCO LLC   | HG0345C    | 2009-1429-AIR-E | HARRIS     | 01/28/2010 | \$2,125          | \$425            | \$1,700        | \$0        |
| AQ  | 37710    | Houston Refining LP                                  | 1372       | 2009-0779-AIR-E | HARRIS     | 08/09/2010 | \$10,000         | \$2,000          | \$8,000        | \$0        |
| AQ  | 35873    | Houston Refining LP                                  | HG0048L    | 2008-0790-AIR-E | HARRIS     | 10/31/2009 | \$37,950         | \$0              | \$37,950       | \$0        |
| AQ  | 36508    | Houston Refining LP                                  | HG0048L    | 2008-1454-AIR-E | HARRIS     | 08/09/2010 | \$10,000         | \$0              | \$10,000       | \$0        |
| AQ  | 38965    | Houston Refining LP                                  | 2167       | 2010-0028-AIR-E | HARRIS     | 07/11/2010 | \$10,000         | \$2,000          | \$8,000        | \$0        |
| AQ  | 37127    | Houston Refining LP                                  | 2167       | 2009-0181-AIR-E | HARRIS     | 12/18/2009 | \$40,524         | \$0              | \$40,524       | \$0        |
| AQ  | 37780    | Huntsman Petrochemical Corporation                   | 1322       | 2009-0894-AIR-E | JEFFERSON  | 03/20/2010 | \$68,725         | \$13,745         | \$27,490       | \$27,490   |
| AQ  | 38189    | HUYNH, TU  |            | 2009-1378-AIR-E | GALVESTON  | 03/20/2010 | \$1,050          | \$210            | \$840          | \$0        |
| AQ  | 37426    | INEOS Americas LLC                                   | 5215A      | 2009-0490-AIR-E | JEFFERSON  | 11/27/2009 | \$12,120         | \$2,424          | \$9,696        | \$0        |
| AQ  | 37665    | INEOS USA LLC  | 95         | 2009-0758-AIR-E | BRAZORIA   | 11/13/2009 | \$10,000         | \$2,000          | \$8,000        | \$0        |
| AQ  | 38595    | INEOS USA LLC  | 95         | 2009-1737-AIR-E | BRAZORIA   | 04/25/2010 | \$10,000         | \$2,000          | \$8,000        | \$0        |
| AQ  | 37943    | INEOS USA LLC  | 95         | 2009-1084-AIR-E | BRAZORIA   | 04/11/2010 | \$40,000         | \$0              | \$20,000       | \$20,000   |
| AQ  | 37755    | INEOS USA LLC  | 49823      | 2009-0715-AIR-E | HARRIS     | 10/31/2009 | \$6,900          | \$1,380          | \$5,520        | \$0        |
| AQ  | 37435    | Intercontinental Terminals Company LLC               | 1078       | 2009-0500-AIR-E | HARRIS     | 10/18/2009 | \$10,000         | \$0              | \$5,000        | \$5,000    |

\* There are Multiple Respondent Names associated to this Case No.



**Singles Program**

Date Range Selected : 09/01/2009 - 8/31/2010

**Appendix 5: List of Administrative Orders Issued FY2010**

| PGM | Case No. | Respondent Name                        | TCEQ ID   | Docket#         | County       | Order Date | Penalty Assessed | Penalty Deferred | Payable Amount | SEP Offset |
|-----|----------|--|-----------|-----------------|--------------|------------|------------------|------------------|----------------|------------|
| AQ  | 38978    | Intercontinental Terminals Company LLC | 1078      | 2010-0065-AIR-E | HARRIS       | 08/30/2010 | \$10,000         | \$2,000          | \$8,000        | \$0        |
| AQ  | 37304    | INVISTA S.a r.l.                       | 1904      | 2009-0364-AIR-E | VICTORIA     | 10/18/2009 | \$5,356          | \$1,071          | \$2,143        | \$2,142    |
| AQ  | 37490    | INVISTA S.a r.l.                       | 1996      | 2009-0561-AIR-E | ORANGE       | 06/18/2010 | \$22,660         | \$0              | \$11,330       | \$11,330   |
| AQ  | 38406    | INVISTA S.a r.l.                       | 1908      | 2009-1538-AIR-E | HARRIS       | 06/26/2010 | \$4,550          | \$910            | \$3,640        | \$0        |
| AQ  | 38679    | ISP Synthetic Elastomers LLC           | 9908      | 2009-1820-AIR-E | JEFFERSON    | 04/25/2010 | \$10,450         | \$2,090          | \$4,180        | \$4,180    |
| AQ  | 37616    | ISP Synthetic Elastomers LLC           | 9908      | 2009-0699-AIR-E | JEFFERSON    | 02/07/2010 | \$27,170         | \$5,434          | \$21,736       | \$0        |
| AQ  | 37290    | Jeld-Wen, Inc.                         | 21189     | 2009-0357-AIR-E | HOPKINS      | 10/04/2009 | \$5,500          | \$1,100          | \$2,200        | \$2,200    |
| AQ  | 38109    | JMSL LLC                               |           | 2009-1276-AIR-E | MAVERICK     | 07/16/2010 | \$3,500          | \$0              | \$3,500        | \$0        |
| AQ  | 29964    | K & K Tank Cleaning Systems, Inc.      | 31434     | 2006-0861-AIR-E | TARRANT      | 06/18/2010 | \$10,440         | \$0              | \$10,440       | \$0        |
| AQ  | 37629    | Kiewit Offshore Services, LTD.         | SD0184W   | 2009-1748-AIR-E | SAN PATRICIO | 06/26/2010 | \$29,590         | \$5,918          | \$23,672       | \$0        |
| AQ  | 38010    | Kinder Morgan Liquids Terminals LLC    | HG0262H   | 2009-1161-AIR-E | HARRIS       | 04/25/2010 | \$13,480         | \$2,696          | \$5,392        | \$5,392    |
| AQ  | 37548    | Kinder Morgan Tejas Pipeline LLC       | 714       | 2009-0613-AIR-E | STARR        | 10/31/2009 | \$3,750          | \$750            | \$3,000        | \$0        |
| AQ  | 38342    | Kinder Morgan Texas Pipeline LLC       | 794       | 2009-1474-AIR-E | MATAGORDA    | 03/08/2010 | \$6,375          | \$1,275          | \$5,100        | \$0        |
| AQ  | 37839    | Kinder Morgan Texas Pipeline, Inc.     | 3267      | 2009-0967-AIR-E | BEE          | 01/28/2010 | \$8,000          | \$1,600          | \$6,400        | \$0        |
| AQ  | 37269    | KING, NELSON                           |           | 2009-0218-AIR-E | WISE         | 11/20/2009 | \$1,712          | \$0              | \$1,712        | \$0        |
| AQ  | 24950    | KM Aviation, Inc.                      | 78318     | 2008-0076-AIR-E | DALLAS       | 12/03/2009 | \$30,000         | \$0              | \$30,000       | \$0        |
| AQ  | 38485    | KM Liquids Terminals LLC               | 984       | 2009-1622-AIR-E | HARRIS       | 05/09/2010 | \$12,000         | \$2,400          | \$4,800        | \$4,800    |
| AQ  | 37239    | KMCO, L.P.                             | 1441      | 2009-0299-AIR-E | HARRIS       | 10/18/2009 | \$21,128         | \$4,225          | \$16,903       | \$0        |
| AQ  | 37643    | Land O'Lakes Purina Feed LLC           | 89543     | 2009-0733-AIR-E | DEAF SMITH   | 11/27/2009 | \$3,360          | \$672            | \$2,688        | \$0        |
| AQ  | 38970    | LANXESS Corporation                    | 22508     | 2010-0142-AIR-E | ORANGE       | 08/21/2010 | \$5,050          | \$1,010          | \$2,020        | \$2,020    |
| AQ  | 39101    | LBC Houston, L.P.                      | 3467B     | 2010-0196-AIR-E | HARRIS       | 08/30/2010 | \$4,425          | \$885            | \$3,540        | \$0        |
| AQ  | 38324    | Leading Edge Aviation Services Inc     | 28896     | 2009-1427-AIR-E | POTTER       | 04/11/2010 | \$27,520         | \$0              | \$27,520       | \$0        |
| AQ  | 34860    | Lee-Var Inc. dba Palmer of Texas       | 25359     | 2009-0552-AIR-E | ANDREWS      | 11/13/2009 | \$43,750         | \$0              | \$21,875       | \$21,875   |
| AQ  | 37925    | Lindsey Contractors, Inc.              | 42292     | 2009-1071-AIR-E | MCLENNAN     | 10/31/2009 | \$1,250          | \$250            | \$1,000        | \$0        |
| AQ  | 39377    | Lone Star Specialty Products, LLC      | 56304     | 2010-0466-AIR-E | MORRIS       | 08/21/2010 | \$5,940          | \$1,188          | \$4,752        | \$0        |
| AQ  | 37455    | Lucite International, Inc.             | 1437      | 2009-0522-AIR-E | JEFFERSON    | 10/18/2009 | \$70,546         | \$14,109         | \$28,219       | \$28,218   |
| AQ  | 38458    | Lyondell Chemical Company              | 18103     | 2009-1581-AIR-E | HARRIS       | 04/11/2010 | \$0              | \$0              | \$0            | \$0        |
| AQ  | 15009    | Magnum Blue Ribbons Feeds, Inc.        | DD0066S   | 2009-1113-AIR-E | DEAF SMITH   | 04/11/2010 | \$1,550          | \$0              | \$1,550        | \$0        |
| AQ  | 37877    | Mansfield Plumbing Products LLC        | 2316      | 2009-1004-AIR-E | RUSK         | 12/18/2009 | \$12,500         | \$2,500          | \$10,000       | \$0        |
| AQ  | 36737    | Marathon Petroleum Company LLC         | GB0055R   | 2008-1709-AIR-E | GALVESTON    | 01/28/2010 | \$115,347        | \$23,069         | \$0            | \$92,278   |
| AQ  | 38926    | Mario Sinacola & Sons Excavating, Inc. | 51564L054 | 2010-0022-AIR-E | DENTON       | 08/09/2010 | \$1,000          | \$200            | \$800          | \$0        |
| AQ  | 39391    | MarkWest Pinnacle, L.L.C.              | 2818      | 2010-0429-AIR-E | NACOGDOCHES  | 08/30/2010 | \$3,182          | \$636            | \$2,546        | \$0        |

\* There are Multiple Respondent Names associated to this Case No.



## Appendix 5: List of Administrative Orders Issued FY2010

Date Range Selected : 09/01/2009 - 8/31/2010

| PGM | Case No. | Respondent Name                              | TCEQ ID | Docket#         | County    | Order Date | Penalty Assessed | Penalty Deferred | Payable Amount | SEP Offset |
|-----|----------|--|---------|-----------------|-----------|------------|------------------|------------------|----------------|------------|
| AQ  | 39019    | Martin Sanchez                               | 91733   | 2010-0091-AIR-E | DALLAS    | 06/18/2010 | \$1,050          | \$210            | \$840          | \$0        |
| AQ  | 37832    | Matrix Metals LLC                            | 2121    | 2009-0955-AIR-E | FORT BEND | 02/07/2010 | \$18,750         | \$3,750          | \$15,000       | \$0        |
| AQ  | 38892    | Millennium Petrochemicals Inc.               | 4751    | 2009-2068-AIR-E | HARRIS    | 08/30/2010 | \$6,650          | \$1,330          | \$5,320        | \$0        |
| AQ  | 37078    | Millennium Petrochemicals Inc.               | 4751    | 2009-0133-AIR-E | HARRIS    | 01/28/2010 | \$12,450         | \$0              | \$12,450       | \$0        |
| AQ  | 37391    | Millicrete Ready Mix, LP                     | 76546   | 2009-0447-AIR-E | LIBERTY   | 10/04/2009 | \$3,588          | \$717            | \$2,871        | \$0        |
| AQ  | 37635    | Milwhite, Inc.                               | 7537    | 2009-0722-AIR-E | CAMERON   | 10/18/2009 | \$6,000          | \$1,200          | \$4,800        | \$0        |
| AQ  | 38454    | Mineral Technologies, Inc.                   | 2870    | 2009-1592-AIR-E | PECOS     | 02/07/2010 | \$8,000          | \$1,600          | \$6,400        | \$0        |
| AQ  | 38331    | Mitsubishi Caterpillar Forklift America Inc. | 1432    | 2009-1460-AIR-E | HARRIS    | 08/30/2010 | \$105,590        | \$0              | \$52,833       | \$52,757   |
| AQ  | 37852    | MK1 CONSTURCTION SERVICES LLC                |         | 2009-0978-AIR-E | BEXAR     | 11/13/2009 | \$1,000          | \$200            | \$800          | \$0        |
| AQ  | 38863    | MORRIS, GARRY                                |         | 2009-2035-AIR-E | GRAYSON   | 06/18/2010 | \$1,125          | \$225            | \$900          | \$0        |
| AQ  | 37907    | Motiva Enterprises LLC                       | 8404    | 2009-1043-AIR-E | JEFFERSON | 06/18/2010 | \$312,272        | \$62,454         | \$124,909      | \$124,909  |
| AQ  | 38217    | Natural Gas Pipeline Company of America LLC  | 826     | 2009-1362-AIR-E | GRAY      | 03/08/2010 | \$10,100         | \$2,020          | \$8,080        | \$0        |
| AQ  | 37685    | Nipco, Inc.                                  | 27236   | 2009-0771-AIR-E | ECTOR     | 10/18/2009 | \$2,900          | \$580            | \$2,320        | \$0        |
| AQ  | 38296    | Noltex, L.L.C                                | 19074   | 2009-1425-AIR-E | HARRIS    | 04/25/2010 | \$4,403          | \$880            | \$3,523        | \$0        |
| AQ  | 38580    | Norit Americas, Inc.                         | 1379    | 2009-1722-AIR-E | HARRISON  | 04/11/2010 | \$3,456          | \$691            | \$2,765        | \$0        |
| AQ  | 39243    | Norit Americas, Inc.                         | 1379    | 2010-0345-AIR-E | HARRISON  | 08/30/2010 | \$15,251         | \$3,050          | \$12,201       | \$0        |
| AQ  | 37977    | North American Steel Corporation             | 87293   | 2009-0993-AIR-E | TARRANT   | 11/27/2009 | \$4,000          | \$800            | \$3,200        | \$0        |
| AQ  | 37649    | NuStar Logistics, L.P.                       | 2599    | 2009-0791-AIR-E | GALVESTON | 10/18/2009 | \$12,500         | \$2,500          | \$10,000       | \$0        |
| AQ  | 38484    | Occidental Permian Ltd.                      | 16754   | 2009-1625-AIR-E | YOAKUM    | 05/09/2010 | \$9,000          | \$1,800          | \$3,600        | \$3,600    |
| AQ  | 37344    | ONEOK Hydrocarbon Southwest, LLC             | 3956B   | 2009-0400-AIR-E | CHAMBERS  | 02/07/2010 | \$160,000        | \$0              | \$80,000       | \$80,000   |
| AQ  | 37954    | ONEOK, Inc.                                  | EE1195R | 2009-1100-AIR-E | EL PASO   | 01/28/2010 | \$1,020          | \$204            | \$816          | \$0        |
| AQ  | 38371    | Orange County Container Group LLC            | 23890   | 2009-1501-AIR-E | KAUFMAN   | 04/11/2010 | \$5,162          | \$1,032          | \$4,130        | \$0        |
| AQ  | 38038    | Oxy USA WTP LP                               | 52119   | 2009-1204-AIR-E | GAINES    | 04/25/2010 | \$99,500         | \$0              | \$99,500       | \$0        |
| AQ  | 37937    | Oxy Vinyls, LP                               | 3855B   | 2009-1079-AIR-E | HARRIS    | 03/08/2010 | \$24,850         | \$0              | \$12,425       | \$12,425   |
| AQ  | 37822    | Paris Generation, L.P.                       | 18394   | 2009-0931-AIR-E | LAMAR     | 12/18/2009 | \$2,100          | \$420            | \$1,680        | \$0        |
| AQ  | 35182    | Pasadena Refining System, Inc                | 76192   | 2008-0050-AIR-E | HARRIS    | 10/18/2009 | \$10,000         | \$0              | \$10,000       | \$0        |
| AQ  | 38542    | Permian Tank & Manufacturing, Inc.           | 2838    | 2009-1669-AIR-E | RUSK      | 04/25/2010 | \$6,100          | \$1,220          | \$4,880        | \$0        |
| AQ  | 38765    | Petrofuels Quality Marketing, LP             | CI0113T | 2009-1922-AIR-E | CHAMBERS  | 06/04/2010 | \$13,670         | \$2,734          | \$10,936       | \$0        |
| AQ  | 38161    | Pioneer Natural Resources USA, Inc.          | 21316   | 2009-1321-AIR-E | POTTER    | 01/28/2010 | \$1,875          | \$375            | \$1,500        | \$0        |
| AQ  | 38115    | Prism Gas Systems I, L.P                     | 32829   | 2009-1265-AIR-E | HARRISON  | 03/20/2010 | \$58,197         | \$11,639         | \$23,279       | \$23,279   |
| AQ  | 38279    | PVR East Texas Gas Processing, LLC           | 2980    | 2009-1388-AIR-E | HARRISON  | 02/07/2010 | \$3,750          | \$750            | \$3,000        | \$0        |
| AQ  | 38070    | PVR Gas Resources, LLC                       | 2963    | 2009-1225-AIR-E | OCHILTREE | 12/18/2009 | \$1,875          | \$375            | \$1,500        | \$0        |

\* There are Multiple Respondent Names associated to this Case No.





## Appendix 5: List of Administrative Orders Issued FY2010

Date Range Selected : 09/01/2009 - 8/31/2010

| PGM | Case No. | Respondent Name                       | TCEQ ID    | Docket#         | County    | Order Date | Penalty Assessed | Penalty Deferred | Payable Amount | SEP Offset |
|-----|----------|---------------------------------------|------------|-----------------|-----------|------------|------------------|------------------|----------------|------------|
| AQ  | 37286    | Rainbow Painting, Inc.                | 78276      | 2009-0353-AIR-E | ORANGE    | 10/04/2009 | \$1,000          | \$200            | \$800          | \$0        |
| AQ  | 38540    | Regency Field Services LLC            | 20150      | 2009-1670-AIR-E | PECOS     | 03/08/2010 | \$938            | \$187            | \$751          | \$0        |
| AQ  | 38430    | REPUBLIC CORPORATION                  | 1772       | 2009-1702-AIR-E | HARRISON  | 03/20/2010 | \$3,745          | \$749            | \$2,996        | \$0        |
| AQ  | 37962    | Republic Plastics, Ltd.               | 2680       | 2009-1107-AIR-E | GUADALUPE | 10/31/2009 | \$3,100          | \$620            | \$2,480        | \$0        |
| AQ  | 35057    | Rescar, Inc.                          | 1532       | 2007-1958-AIR-E | ORANGE    | 10/04/2009 | \$2,425          | \$485            | \$1,940        | \$0        |
| AQ  | 38710    | Rhodia Inc.                           | 1610       | 2009-1854-AIR-E | HARRIS    | 06/18/2010 | \$26,163         | \$5,232          | \$20,931       | \$0        |
| AQ  | 39104    | Rhodia Inc.                           | 4802       | 2010-0194-AIR-E | HARRIS    | 08/21/2010 | \$7,350          | \$1,470          | \$5,880        | \$0        |
| AQ  | 38412    | Rhodia Inc.                           | 1609       | 2009-1540-AIR-E | HARRIS    | 05/09/2010 | \$6,007          | \$1,201          | \$4,806        | \$0        |
| AQ  | 38326    | Rhodia Inc.                           | HG0696Q    | 2009-1450-AIR-E | HARRIS    | 03/20/2010 | \$23,025         | \$4,605          | \$18,420       | \$0        |
| AQ  | 38408    | Rio Grande Valley Sugar Growers, Inc. | 114        | 2009-1564-AIR-E | HIDALGO   | 02/22/2010 | \$5,855          | \$1,171          | \$4,684        | \$0        |
| AQ  | 38325    | Robroy Industries-Texas, L. P.        | 20805      | 2009-1456-AIR-E | UPSHUR    | 04/25/2010 | \$26,250         | \$5,250          | \$10,500       | \$10,500   |
| AQ  | 37228    | Rohm and Haas Texas Incorporated      | HG0632T    | 2009-0296-AIR-E | HARRIS    | 09/21/2009 | \$59,700         | \$11,940         | \$23,880       | \$23,880   |
| AQ  | 35303    | Rohm and Haas Texas Incorporated      | 8838       | 2008-0156-AIR-E | HARRIS    | 01/28/2010 | \$81,000         | \$16,200         | \$64,800       | \$0        |
| AQ  | 37762    | Rohm and Haas Texas Incorporated      | 723        | 2009-0891-AIR-E | HARRIS    | 12/18/2009 | \$10,000         | \$2,000          | \$4,000        | \$4,000    |
| AQ  | 37935    | Rohm and Haas Texas Incorporated      | 8838       | 2009-1116-AIR-E | HARRIS    | 08/30/2010 | \$542,251        | \$0              | \$271,126      | \$271,125  |
| AQ  | 39062    | SABINA PETROCHEMICALS LLC             | 2629       | 2010-0137-AIR-E | JEFFERSON | 08/09/2010 | \$32,429         | \$6,485          | \$12,972       | \$12,972   |
| AQ  | 38274    | SandRidge CO2, LLC                    | 2685       | 2009-1403-AIR-E | TERRELL   | 03/08/2010 | \$33,641         | \$6,728          | \$26,913       | \$0        |
| AQ  | 38247    | SandRidge CO2, LLC                    | 2760       | 2009-1379-AIR-E | PECOS     | 02/07/2010 | \$13,800         | \$2,760          | \$11,040       | \$0        |
| AQ  | 37624    | Sealy Oil Mill & Feed Co              |            | 2009-0573-AIR-E | AUSTIN    | 10/04/2009 | \$1,050          | \$210            | \$840          | \$0        |
| AQ  | 38635    | Shell Chemical LP                     | 9334       | 2009-1789-AIR-E | HARRIS    | 06/18/2010 | \$10,000         | \$2,000          | \$4,000        | \$4,000    |
| AQ  | 37398    | Shell Chemical LP                     | 3216       | 2009-0465-AIR-E | HARRIS    | 10/31/2009 | \$20,000         | \$4,000          | \$8,000        | \$8,000    |
| AQ  | 38815    | Shell Chemical LP                     | 9334       | 2009-1984-AIR-E | HARRIS    | 07/11/2010 | \$55,899         | \$11,179         | \$22,360       | \$22,360   |
| AQ  | 37712    | Shell Oil Company                     | 21262      | 2009-0806-AIR-E | HARRIS    | 03/20/2010 | \$30,000         | \$6,000          | \$12,000       | \$12,000   |
| AQ  | 38908    | Shell Oil Company                     | 21262      | 2009-2090-AIR-E | HARRIS    | 06/26/2010 | \$10,000         | \$0              | \$5,000        | \$5,000    |
| AQ  | 37981    | Shintech Incorporated                 | 1361       | 2009-1133-AIR-E | BRAZORIA  | 01/28/2010 | \$546            | \$109            | \$437          | \$0        |
| AQ  | 37920    | Sid Richardson Carbon, LTD            | 1550       | 2009-1045-AIR-E | HOWARD    | 08/09/2010 | \$10,788         | \$0              | \$10,788       | \$0        |
| AQ  | 37872    | Signal International Texas, L.P.      | 2396       | 2009-0999-AIR-E | JEFFERSON | 06/26/2010 | \$11,600         | \$0              | \$11,600       | \$0        |
| AQ  | 38138    | Sofia Enterprises, L.P.               | 8710       | 2009-1291-AIR-E | TOM GREEN | 03/08/2010 | \$5,200          | \$1,040          | \$4,160        | \$0        |
| AQ  | 38129    | South Texas Aggregates, Inc.          | 39691      | 2009-1287-AIR-E | MAVERICK  | 12/18/2009 | \$2,000          | \$400            | \$1,600        | \$0        |
| AQ  | 37603    | Southern Crushed Concrete, LLC        | 909464N    | 2009-0686-AIR-E | HARRIS    | 03/08/2010 | \$65,662         | \$13,131         | \$26,266       | \$26,265   |
| AQ  | 37976    | Southern Manufacturing Co., L.L.C.    | JE0168B    | 2009-1126-AIR-E | JEFFERSON | 08/21/2010 | \$2,675          | \$535            | \$2,140        | \$0        |
| AQ  | 37498    | Southern Union Gas Services, Ltd.     | 2724       | 2009-0592-AIR-E | WINKLER   | 11/27/2009 | \$22,794         | \$4,558          | \$9,118        | \$9,118    |
| AQ  | 38609    | Southern Union Pipeline, Ltd.         | 4837100011 | 2009-1760-AIR-E | PECOS     | 05/09/2010 | \$2,050          | \$410            | \$820          | \$820      |

\* There are Multiple Respondent Names associated to this Case No.



**Singles Program**

**Appendix 5: List of Administrative Orders Issued FY2010**

Date Range Selected : 09/01/2009 - 8/31/2010

| PGM | Case No. | Respondent Name                              | TCEQ ID    | Docket#         | County    | Order Date | Penalty Assessed | Penalty Deferred | Payable Amount | SEP Offset |
|-----|----------|--|------------|-----------------|-----------|------------|------------------|------------------|----------------|------------|
| AQ  | 38362    | Stolthaven Houston, Inc.                     | 1060       | 2009-1484-AIR-E | HARRIS    | 03/08/2010 | \$1,630          | \$326            | \$1,304        | \$0        |
| AQ  | 38160    | Strike Construction, LLC                     | 91565      | 2009-1140-AIR-E | CHAMBERS  | 03/08/2010 | \$1,750          | \$350            | \$1,400        | \$0        |
| AQ  | 37694    | Sunoco Partners Marketing & Terminals L.P.   | 1573       | 2009-0844-AIR-E | JEFFERSON | 11/27/2009 | \$50,125         | \$10,025         | \$20,050       | \$20,050   |
| AQ  | 38838    | Sunoco Pipeline L.P.                         | 2691       | 2009-1990-AIR-E | SCURRY    | 06/18/2010 | \$5,900          | \$1,180          | \$4,720        | \$0        |
| AQ  | 35751    | Sunoco, Inc. (R&M)                           | 5572B      | 2008-0643-AIR-E | HARRIS    | 04/25/2010 | \$10,250         | \$2,050          | \$8,200        | \$0        |
| AQ  | 37132    | Sunoco, Inc. (R&M)                           | 1424       | 2009-0188-AIR-E | HARRIS    | 11/13/2009 | \$154,025        | \$30,805         | \$123,220      | \$0        |
| AQ  | 38026    | Targa Midstream Services Limited Partnership | 612        | 2009-1180-AIR-E | CHAMBERS  | 05/09/2010 | \$37,720         | \$7,544          | \$30,176       | \$0        |
| AQ  | 37305    | Targa Midstream Services Limited Partnership | 612        | 2009-0377-AIR-E | CHAMBERS  | 10/18/2009 | \$65,450         | \$13,090         | \$26,180       | \$26,180   |
| AQ  | 37504    | Tenet Hospitals Limited                      | 1425       | 2009-0582-AIR-E | EL PASO   | 10/31/2009 | \$19,331         | \$3,866          | \$15,465       | \$0        |
| AQ  | 38728    | Texas Department of Public Safety            | 3032       | 2009-1880-AIR-E | HIDALGO   | 06/26/2010 | \$9,875          | \$1,975          | \$7,900        | \$0        |
| AQ  | 38126    | Texas Municipal Power Agency                 | 83         | 2009-1290-AIR-E | GRIMES    | 01/28/2010 | \$2,750          | \$550            | \$2,200        | \$0        |
| AQ  | 38435    | Texas State University - San Marcos          | 1568       | 2009-1568-AIR-E | HAYS      | 03/20/2010 | \$3,510          | \$702            | \$2,808        | \$0        |
| AQ  | 38382    | Texmark Chemicals, Inc.                      | 1363       | 2009-1514-AIR-E | HARRIS    | 06/04/2010 | \$13,650         | \$2,730          | \$5,460        | \$5,460    |
| AQ  | 38092    | The Dow Chemical Company                     | 20432      | 2009-1251-AIR-E | BRAZORIA  | 04/11/2010 | \$146,917        | \$0              | \$73,459       | \$73,458   |
| AQ  | 38895    | The Lubrizol Corporation                     | 1935       | 2009-2073-AIR-E | HARRIS    | 06/26/2010 | \$8,970          | \$1,794          | \$3,588        | \$3,588    |
| AQ  | 37642    | The Lubrizol Corporation                     | 1582       | 2009-0711-AIR-E | HARRIS    | 03/08/2010 | \$8,147          | \$1,629          | \$6,518        | \$0        |
| AQ  | 38476    | The Lubrizol Corporation                     | 1933       | 2009-1605-AIR-E | HARRIS    | 08/09/2010 | \$143,460        | \$0              | \$71,730       | \$71,730   |
| AQ  | 37432    | The Premcor Refining Group Inc.              | 6825A      | 2009-0511-AIR-E | JEFFERSON | 03/20/2010 | \$24,750         | \$0              | \$12,375       | \$12,375   |
| AQ  | 38457    | TIN Inc.                                     | 2699       | 2009-1582-AIR-E | JASPER    | 04/11/2010 | \$5,877          | \$1,175          | \$2,351        | \$2,351    |
| AQ  | 38501    | TOTAL PETROCHEMICALS USA, INC.               | 3908B      | 2009-1640-AIR-E | HARRIS    | 03/08/2010 | \$10,000         | \$2,000          | \$8,000        | \$0        |
| AQ  | 38769    | TOTAL PETROCHEMICALS USA, INC.               | 54026      | 2009-1921-AIR-E | JEFFERSON | 07/11/2010 | \$38,300         | \$7,660          | \$15,320       | \$15,320   |
| AQ  | 38909    | TOTAL PETROCHEMICALS USA, INC.               | 20381      | 2009-2089-AIR-E | JEFFERSON | 08/09/2010 | \$38,800         | \$7,760          | \$15,520       | \$15,520   |
| AQ  | 37430    | TOTAL PETROCHEMICALS USA, INC.               | 20381      | 2009-0491-AIR-E | JEFFERSON | 10/04/2009 | \$9,475          | \$1,895          | \$3,790        | \$3,790    |
| AQ  | 38919    | TOTAL PETROCHEMICALS USA, INC.               | 3908B      | 2010-0019-AIR-E | HARRIS    | 08/21/2010 | \$25,375         | \$5,075          | \$20,300       | \$0        |
| AQ  | 39160    | TOTAL PETROCHEMICALS USA, INC.               | 54026      | 2010-0257-AIR-E | JEFFERSON | 08/30/2010 | \$9,905          | \$1,981          | \$3,962        | \$3,962    |
| AQ  | 35533    | TOTAL PETROCHEMICALS USA, INC.               | 1267       | 2008-0413-AIR-E | JEFFERSON | 10/31/2009 | \$41,432         | \$8,286          | \$16,573       | \$16,573   |
| AQ  | 37659    | TOTAL PETROCHEMICALS USA, INC.               | 3908B      | 2009-0749-AIR-E | HARRIS    | 11/27/2009 | \$20,000         | \$4,000          | \$8,000        | \$8,000    |
| AQ  | 29445    | TOTAL PETROCHEMICALS USA, INC.               | 4824500037 | 2006-0561-AIR-E | JEFFERSON | 08/30/2010 | \$493,200        | \$0              | \$246,600      | \$246,600  |
| AQ  | 38322    | TOTAL PETROCHEMICALS USA, INC.               | 1267       | 2009-1446-AIR-E | JEFFERSON | 03/20/2010 | \$20,550         | \$4,110          | \$8,220        | \$8,220    |
| AQ  | 38714    | TOTAL PETROCHEMICALS USA, INC.               | 3908B      | 2009-1869-AIR-E | HARRIS    | 06/26/2010 | \$30,578         | \$6,115          | \$24,463       | \$0        |
| AQ  | 37445    | TPC Group LLC                                | 1327       | 2009-0524-AIR-E | JEFFERSON | 10/18/2009 | \$10,200         | \$2,040          | \$4,080        | \$4,080    |

\* There are Multiple Respondent Names associated to this Case No.



**Singles Program**

Date Range Selected : 09/01/2009 - 8/31/2010

**Appendix 5: List of Administrative Orders Issued FY2010**

| PGM | Case No. | Respondent Name                             | TCEQ ID    | Docket#         | County    | Order Date | Penalty Assessed | Penalty Deferred | Payable Amount | SEP Offset |
|-----|----------|---|------------|-----------------|-----------|------------|------------------|------------------|----------------|------------|
| AQ  | 37553    | TPC Group LLC                               | 46307      | 2009-0634-AIR-E | HARRIS    | 02/07/2010 | \$63,140         | \$0              | \$31,570       | \$31,570   |
| AQ  | 38692    | TPC Group LLC                               | 20485      | 2009-1819-AIR-E | JEFFERSON | 06/04/2010 | \$20,206         | \$4,041          | \$8,083        | \$8,082    |
| AQ  | 38323    | Transcontinental Gas Pipe Line Company, LLC | 668        | 2009-1445-AIR-E | HARDIN    | 03/20/2010 | \$34,285         | \$6,857          | \$13,714       | \$13,714   |
| AQ  | 39454    | Trend Gathering & Treating, LP              | 91998      | 2010-0543-AIR-E | FREESTONE | 08/30/2010 | \$2,000          | \$400            | \$1,600        | \$0        |
| AQ  | 38381    | Trinity Tank Car, Inc.                      | 1658       | 2009-1513-AIR-E | TARRANT   | 02/07/2010 | \$1,875          | \$375            | \$1,500        | \$0        |
| AQ  | 37409    | Unison Drilling, Inc.                       | 83399      | 2009-0464-AIR-E | MEDINA    | 10/04/2009 | \$820            | \$164            | \$656          | \$0        |
| AQ  | 38432    | US Department of the Army                   | EE1214P    | 2009-1565-AIR-E | EL PASO   | 05/09/2010 | \$1,000          | \$200            | \$800          | \$0        |
| AQ  | 36224    | US Fiberglass, Inc.                         | HA0175A    | 2008-1181-AIR-E | HALE      | 04/25/2010 | \$2,350          | \$0              | \$2,350        | \$0        |
| AQ  | 37213    | Valero Refining-Texas, L.P.                 | 2937       | 2009-0288-AIR-E | NUECES    | 09/21/2009 | \$24,484         | \$0              | \$12,242       | \$12,242   |
| AQ  | 38156    | Valero Refining-Texas, L.P.                 | 39142      | 2009-1314-AIR-E | GALVESTON | 01/28/2010 | \$10,000         | \$2,000          | \$4,000        | \$4,000    |
| AQ  | 37441    | Valero Refining-Texas, L.P.                 | 2250       | 2009-0510-AIR-E | NUECES    | 12/18/2009 | \$13,706         | \$2,741          | \$5,483        | \$5,482    |
| AQ  | 37392    | Valero Refining-Texas, L.P.                 | 39142      | 2009-0448-AIR-E | GALVESTON | 09/21/2009 | \$10,000         | \$0              | \$5,000        | \$5,000    |
| AQ  | 34542    | Valero Refining-Texas, L.P.                 | 1253       | 2007-1413-AIR-E | GALVESTON | 10/31/2009 | \$60,125         | \$12,025         | \$48,100       | \$0        |
| AQ  | 38360    | Valero Refining-Texas, L.P.                 | 1381       | 2009-1487-AIR-E | HARRIS    | 05/09/2010 | \$23,330         | \$4,666          | \$9,332        | \$9,332    |
| AQ  | 39021    | Valero Refining-Texas, L.P.                 | 39142      | 2010-0098-AIR-E | GALVESTON | 08/09/2010 | \$10,000         | \$2,000          | \$4,000        | \$4,000    |
| AQ  | 38373    | Viking Industrial Painting Inc.             |            | 2009-1502-AIR-E | BELL      | 06/04/2010 | \$800            | \$160            | \$640          | \$0        |
| AQ  | 34442    | VILLARREAL, MARTA *                         | 76629      | 2009-1013-AIR-E | JIM WELLS | 02/07/2010 | \$44,200         | \$0              | \$44,200       | \$0        |
| AQ  | 38634    | Vopak Logistics Services USA Inc.           | 1637       | 2009-1784-AIR-E | HARRIS    | 05/09/2010 | \$3,150          | \$630            | \$1,260        | \$1,260    |
| AQ  | 37462    | Vopak Terminal Deer Park, Inc.              | HG0629I    | 2009-0532-AIR-E | HARRIS    | 10/04/2009 | \$7,200          | \$1,440          | \$2,880        | \$2,880    |
| AQ  | 38029    | Vopak Terminal Deer Park, Inc.              | 466A       | 2009-1181-AIR-E | HARRIS    | 02/07/2010 | \$10,160         | \$0              | \$5,080        | \$5,080    |
| AQ  | 38172    | Vopak Terminal Deer Park, Inc.              | 1068       | 2009-1338-AIR-E | HARRIS    | 06/18/2010 | \$124,670        | \$24,934         | \$49,868       | \$49,868   |
| AQ  | 38685    | Vopak Terminal Galena Park, Inc.            | 1070       | 2009-1836-AIR-E | HARRIS    | 06/26/2010 | \$12,635         | \$2,527          | \$5,054        | \$5,054    |
| AQ  | 37735    | W & W Fiberglass Tank Company               | 2448       | 2009-0822-AIR-E | GRAY      | 02/22/2010 | \$19,944         | \$3,988          | \$15,956       | \$0        |
| AQ  | 38287    | Waste Management of Texas, Inc.             | 1478       | 2009-1419-AIR-E | DENTON    | 03/08/2010 | \$1,925          | \$385            | \$1,540        | \$0        |
| AQ  | 38016    | Watson, Incorporated                        | 87637      | 2009-1171-AIR-E | TARRANT   | 11/27/2009 | \$1,070          | \$214            | \$856          | \$0        |
| AQ  | 36424    | Weir Bros., Inc.                            | 455040152  | 2008-1369-MSW-E | DENTON    | 10/04/2009 | \$39,400         | \$0              | \$39,400       | \$0        |
| AQ  | 38997    | Wilkinson Gary Iron & Metal, Inc.           | 84294      | 2010-0051-AIR-E | WEBB      | 06/26/2010 | \$990            | \$198            | \$792          | \$0        |
| AQ  | 39116    | Wilkinson Jim Iron & Metal, Inc.            | 4806100212 | 2010-0156-AIR-E | CAMERON   | 08/09/2010 | \$6,750          | \$1,350          | \$5,400        | \$0        |
| AQ  | 38210    | WTG Gas Processing, L.P.                    | 20137      | 2009-1371-AIR-E | HOWARD    | 06/18/2010 | \$36,750         | \$7,350          | \$29,400       | \$0        |
| AQ  | 37158    | WTG Gas Processing, L.P.                    | 4822700003 | 2009-0210-AIR-E | HOWARD    | 10/04/2009 | \$5,850          | \$1,170          | \$4,680        | \$0        |
| AQ  | 36061    | WTG Jameson, L.P.                           | 55477      | 2008-0979-AIR-E | COKE      | 11/27/2009 | \$57,705         | \$0              | \$57,705       | \$0        |
| AQ  | 37728    | WTG Jameson, L.P.                           | 865        | 2009-0820-AIR-E | COKE      | 11/27/2009 | \$5,322          | \$1,064          | \$4,258        | \$0        |

\* There are Multiple Respondent Names associated to this Case No.



## Appendix 5: List of Administrative Orders Issued FY2010

Date Range Selected : 09/01/2009 - 8/31/2010

| PGM                          | Case No. | Respondent Name                        | TCEQ ID      | Docket#         | County    | Order Date    | Penalty Assessed   | Penalty Deferred | Payable Amount     | SEP Offset         |
|------------------------------|----------|--|--------------|-----------------|-----------|---------------|--------------------|------------------|--------------------|--------------------|
| AQ                           | 33193    | ZOLTEK CORPORATION                     | 35215        | 2007-0580-AIR-E | TAYLOR    | 02/22/2010    | \$21,590           | \$0              | \$21,590           | \$0                |
| <b>AQ Orders Issued: 340</b> |          |  |              |                 |           | <b>Total:</b> | <b>\$8,181,948</b> | <b>\$926,193</b> | <b>\$4,873,975</b> | <b>\$2,381,780</b> |
| DC                           | 38865    | CNBG Cleaning, Ltd.                    | 105833446    | 2009-2038-DCL-E | BEXAR     | 06/26/2010    | \$1,174            | \$234            | \$940              | \$0                |
| DC                           | 30272    | Elvi Lorena Hilton                     | 104992896    | 2008-0198-DCL-E | DALLAS    | 11/07/2009    | \$1,825            | \$0              | \$1,825            | \$0                |
| DC                           | 30696    | Hong-Vanthi Nguyen                     | TXR000072082 | 2008-1130-DCL-E | HARRIS    | 04/09/2010    | \$2,088            | \$0              | \$2,088            | \$0                |
| DC                           | 38353    | James W. Weaver                        | 103967378    | 2009-1472-DCL-E | TARRANT   | 03/20/2010    | \$3,738            | \$747            | \$2,991            | \$0                |
| <b>DC Orders Issued: 4</b>   |          |  |              |                 |           | <b>Total:</b> | <b>\$8,825</b>     | <b>\$981</b>     | <b>\$7,844</b>     | <b>\$0</b>         |
| ER                           | 36915    | R & L Carriers Shared Services, L.L.C. |              | 2008-1906-MSW-E | BELL      | 07/11/2010    | \$1,100            | \$0              | \$1,100            | \$0                |
| <b>ER Orders Issued: 1</b>   |          |  |              |                 |           | <b>Total:</b> | <b>\$1,100</b>     | <b>\$0</b>       | <b>\$1,100</b>     | <b>\$0</b>         |
| IHW                          | 38981    | BFI Waste Services of Texas, LP        | 85812        | 2010-0125-IHW-E | HARRIS    | 08/21/2010    | \$7,650            | \$1,530          | \$3,060            | \$3,060            |
| IHW                          | 33820    | Central Industrial Park, Ltd.          | TXR000079133 | 2007-0969-IHW-E | HARRIS    | 01/28/2010    | \$15,000           | \$0              | \$15,000           | \$0                |
| IHW                          | 38390    | CHANGING SURFACE INC                   | F2048        | 2009-1522-IHW-E | BEXAR     | 04/25/2010    | \$9,000            | \$1,800          | \$7,200            | \$0                |
| IHW                          | 37686    | Disposal Properties, LLC               | 31905        | 2009-0761-IHW-E | BEXAR     | 11/13/2009    | \$2,650            | \$530            | \$2,120            | \$0                |
| IHW                          | 36521    | E. I. du Pont de Nemours and Company   | 30010        | 2008-1529-IHW-E | JEFFERSON | 08/09/2010    | \$85,500           | \$17,100         | \$34,200           | \$34,200           |
| IHW                          | 38093    | Exxon Mobil Corporation                | 30040        | 2009-1221-IHW-E | HARRIS    | 04/11/2010    | \$40,550           | \$8,110          | \$16,220           | \$16,220           |
| IHW                          | 34977    | LEWIS, BRENDA                          | TXR000064444 | 2007-1845-IHW-E | JIM WELLS | 11/13/2009    | \$40,000           | \$38,800         | \$1,200            | \$0                |
| IHW                          | 36253    | Load Trail, Inc.                       | TXR000079187 | 2008-1220-IHW-E | LAMAR     | 10/18/2009    | \$44,630           | \$8,926          | \$35,704           | \$0                |
| IHW                          | 37414    | Multi-Chem Group, LLC                  | 88112        | 2009-0475-IHW-E | SUTTON    | 02/22/2010    | \$141,335          | \$28,267         | \$56,534           | \$56,534           |
| IHW                          | 37278    | Oglebay Norton Industrial Sands, Inc.  | 73107        | 2009-0342-IHW-E | MCCULLOCH | 10/04/2009    | \$11,425           | \$2,285          | \$4,570            | \$4,570            |
| IHW                          | 38962    | Oxid L.P.                              | 31613        | 2010-0042-IHW-E | HARRIS    | 07/11/2010    | \$14,000           | \$2,800          | \$11,200           | \$0                |
| IHW                          | 12085    | POPMA, JOHN                            | 37333        | 2004-0083-IHW-E | UPSHUR    | 11/13/2009    | \$29,250           | \$14,237         | \$15,013           | \$0                |
| IHW                          | 35217    | Rhodia Inc.                            | 31019        | 2008-0102-MLM-E | HARRIS    | 11/13/2009    | \$14,000           | \$2,800          | \$11,200           | \$0                |
| IHW                          | 39119    | Sprint Waste Services LP               | 88036        | 2010-0195-IHW-E | HARRIS    | 06/26/2010    | \$2,875            | \$575            | \$2,300            | \$0                |
| IHW                          | 38867    | Stolthaven Houston, Inc.               | 33722        | 2010-0031-IHW-E | HARRIS    | 08/30/2010    | \$36,530           | \$7,306          | \$14,612           | \$14,612           |
| IHW                          | 36635    | The Dow Chemical Company               | 30106        | 2008-1555-IHW-E | BRAZORIA  | 11/27/2009    | \$97,500           | \$19,500         | \$39,000           | \$39,000           |
| IHW                          | 37676    | W-Tek, Inc.                            | 39671        | 2009-0760-IHW-E | DALLAS    | 11/27/2009    | \$18,340           | \$3,668          | \$14,672           | \$0                |
| <b>IHW Orders Issued: 17</b> |          |  |              |                 |           | <b>Total:</b> | <b>\$610,235</b>   | <b>\$158,234</b> | <b>\$283,805</b>   | <b>\$168,196</b>   |

\* There are Multiple Respondent Names associated to this Case No.



**Singles Program**

**Appendix 5: List of Administrative Orders Issued FY2010**

Date Range Selected : 09/01/2009 - 8/31/2010

| PGM | Case No. | Respondent Name                                   | TCEQ ID      | Docket#         | County       | Order Date | Penalty Assessed | Penalty Deferred | Payable Amount | SEP Offset |
|-----|----------|---|--------------|-----------------|--------------|------------|------------------|------------------|----------------|------------|
| MSW | 38336    | Absolutely Outdoors, Ltd.                         | 100199       | 2009-1477-MSW-E | HARRIS       | 03/20/2010 | \$2,215          | \$443            | \$1,772        | \$0        |
| MSW | 37751    | Anaconda Disposal LLC                             |              | 2009-0838-MSW-E | BEXAR        | 11/27/2009 | \$2,500          | \$500            | \$2,000        | \$0        |
| MSW | 37752    | APODACA, RICHARD C *                              |              | 2009-0906-MSW-E | EL PASO      | 12/18/2009 | \$1,050          | \$210            | \$840          | \$0        |
| MSW | 37729    | BARNES, OB  |              | 2009-0825-MSW-E | SWISHER      | 12/18/2009 | \$2,500          | \$500            | \$2,000        | \$0        |
| MSW | 37808    | Biomedical Waste Solutions, LLC                   | 40231        | 2009-0856-MSW-E | JEFFERSON    | 10/31/2009 | \$3,000          | \$600            | \$2,400        | \$0        |
| MSW | 14768    | BLACK, YOLANDA *                                  | UNA455160026 | 2008-1234-MSW-E | WEBB         | 10/11/2009 | \$12,000         | \$0              | \$12,000       | \$0        |
| MSW | 38170    | BUXTON, RANDY                                     |              | 2009-1332-MSW-E | NEWTON       | 05/01/2010 | \$1,050          | \$0              | \$1,050        | \$0        |
| MSW | 34819    | CATHEY, LARRY                                     | 100098       | 2008-0727-MSW-E | MCLENNAN     | 02/07/2010 | \$38,216         | \$0              | \$38,216       | \$0        |
| MSW | 38033    | CHAVEZ, JUAN                                      | 455150174    | 2009-1081-MSW-E | HIDALGO      | 06/18/2010 | \$15,000         | \$11,400         | \$3,600        | \$0        |
| MSW | 38675    | City of Alamo                                     | 1080001      | 2009-1828-MSW-E | HIDALGO      | 05/09/2010 | \$2,125          | \$425            | \$1,700        | \$0        |
| MSW | 38599    | City Of Clarendon                                 |              | 2009-1860-MSW-E | DONLEY       | 04/25/2010 | \$1,000          | \$200            | \$800          | \$0        |
| MSW | 34964    | City of Crowell *                                 | 1401         | 2007-1857-MSW-E | FOARD        | 06/18/2010 | \$11,500         | \$0              | \$0            | \$11,500   |
| MSW | 36584    | City of Marshall                                  | F2025        | 2008-1548-MLM-E | HARRISON     | 11/13/2009 | \$4,750          | \$950            | \$3,800        | \$0        |
| MSW | 36534    | City of Marshall *                                | F2025        | 2008-1511-MSW-E | HARRISON     | 10/04/2009 | \$5,400          | \$1,080          | \$2,160        | \$2,160    |
| MSW | 38439    | City of Taft                                      | 455140023 UA | 2009-1624-MSW-E | SAN PATRICIO | 03/08/2010 | \$1,200          | \$240            | \$960          | \$0        |
| MSW | 34215    | CLABAUGH, STEVE                                   | 100237       | 2008-1818-MSW-E | MIDLAND      | 11/27/2009 | \$6,643          | \$0              | \$6,643        | \$0        |
| MSW | 38470    | CORRAL, YSMAEL                                    |              | 2009-1607-MSW-E | TOM GREEN    | 04/25/2010 | \$1,050          | \$210            | \$840          | \$0        |
| MSW | 38252    | Dearborn, George Henry DBA Frontier Tires Service | 26915        | 2009-1391-MSW-E | ORANGE       | 06/18/2010 | \$3,500          | \$700            | \$2,800        | \$0        |
| MSW | 37932    | Dhiraj Ramolia *                                  |              | 2009-0979-MSW-E | COLLIN       | 05/09/2010 | \$5,000          | \$0              | \$5,000        | \$0        |
| MSW | 33191    | Earth Haulers, Inc.                               | 455040179    | 2007-0471-MSW-E | TARRANT      | 12/18/2009 | \$15,300         | \$0              | \$15,300       | \$0        |
| MSW | 36273    | Eggemeyer Land Clearing, LLC                      |              | 2008-1227-MSW-E | BEXAR        | 10/04/2009 | \$3,921          | \$0              | \$3,921        | \$0        |
| MSW | 38847    | ENGLAND, PHILLIP D                                |              | 2009-2002-MSW-E | HUNT         | 06/18/2010 | \$2,625          | \$525            | \$2,100        | \$0        |
| MSW | 38425    | Excell Disposal Waste Containers, Inc             | 455120135    | 2009-1554-MSW-E | HARRIS       | 05/09/2010 | \$900            | \$180            | \$720          | \$0        |
| MSW | 38709    | FITZGERALD, PHIL                                  | 455120136    | 2009-1932-MLM-E | LIBERTY      | 07/11/2010 | \$1,250          | \$250            | \$1,000        | \$0        |
| MSW | 38330    | FOX TREE & LANDSCAPE NURSERY INC                  | 100167       | 2009-1426-MSW-E | NUECES       | 02/07/2010 | \$3,600          | \$720            | \$2,880        | \$0        |
| MSW | 35401    | FRENCH, MICHAEL EUGENE                            | 455040169    | 2008-0289-MSW-E | KAUFMAN      | 05/09/2010 | \$2,000          | \$0              | \$2,000        | \$0        |
| MSW | 28008    | GARCIA, JESUS                                     | UNA455140027 | 2008-0646-MSW-E | JIM WELLS    | 01/07/2010 | \$4,050          | \$0              | \$4,050        | \$0        |
| MSW | 37715    | Gary Humphreys                                    |              | 2009-0824-MSW-E | BEXAR        | 10/31/2009 | \$1,875          | \$375            | \$1,500        | \$0        |
| MSW | 35921    | GONZALES, ARTHUR D                                | 3205         | 2008-0952-MSW-E | CROCKETT     | 02/12/2010 | \$1,000          | \$0              | \$1,000        | \$0        |
| MSW | 37743    | Guadalupe Alvarado                                |              | 2009-0813-MSW-E | CULBERSON    | 01/28/2010 | \$2,500          | \$500            | \$2,000        | \$0        |
| MSW | 37025    | Hector Rangel Jr. & Luz Maria Rangel              | 455150145    | 2009-0087-MSW-E | HIDALGO      | 10/18/2009 | \$3,300          | \$660            | \$2,640        | \$0        |

\* There are Multiple Respondent Names associated to this Case No.



**Singles Program**

**Appendix 5: List of Administrative Orders Issued FY2010**

Date Range Selected : 09/01/2009 - 8/31/2010

| PGM                          | Case No. | Respondent Name                          | TCEQ ID      | Docket#         | County     | Order Date    | Penalty Assessed | Penalty Deferred | Payable Amount   | SEP Offset      |
|------------------------------|----------|--|--------------|-----------------|------------|---------------|------------------|------------------|------------------|-----------------|
| MSW                          | 34712    | HERNANDEZ, BENNY                         | 6200074      | 2007-1679-MSW-E | HIDALGO    | 02/27/2010    | \$7,875          | \$0              | \$7,875          | \$0             |
| MSW                          | 36971    | Industrial Scrap Materials, Inc.         |              | 2009-0008-MSW-E | TARRANT    | 10/24/2009    | \$2,040          | \$0              | \$2,040          | \$0             |
| MSW                          | 28006    | Jaime Garcia                             | UNA455140052 | 2009-1439-MSW-E | CAMERON    | 05/29/2010    | \$7,800          | \$0              | \$7,800          | \$0             |
| MSW                          | 37496    | LOWREY, GERALD                           |              | 2009-0574-MSW-E | LAMAR      | 02/17/2010    | \$2,500          | \$0              | \$2,500          | \$0             |
| MSW                          | 36097    | Mary Rose Independent Executries         | 455160053    | 2008-1032-MSW-E | MAVERICK   | 02/07/2010    | \$1,100          | \$0              | \$1,100          | \$0             |
| MSW                          | 36912    | MCMAHAN, STAN                            |              | 2008-1905-MSW-E | LIMESTONE  | 11/07/2009    | \$2,750          | \$0              | \$2,750          | \$0             |
| MSW                          | 33340    | Mcquery J W Mac                          | 455040162    | 2007-0715-MSW-E | TARRANT    | 08/30/2010    | \$10,250         | \$0              | \$10,250         | \$0             |
| MSW                          | 34334    | N.E. CONSTRUCTION L.L.P.                 |              | 2007-1197-MSW-E | DALLAS     | 02/22/2010    | \$33,061         | \$0              | \$33,061         | \$0             |
| MSW                          | 5947     | NICHOLS, R C                             | 455100029    | 2008-1400-MSW-E | MONTGOMERY | 07/11/2010    | \$3,600          | \$0              | \$3,600          | \$0             |
| MSW                          | 34227    | PANAGOPOULOS, JOE E                      |              | 2008-1188-MSW-E | BEXAR      | 11/27/2009    | \$8,625          | \$0              | \$8,625          | \$0             |
| MSW                          | 38260    | Premier Recyclers L L C                  |              | 2009-1336-MLM-E | JASPER     | 04/11/2010    | \$5,246          | \$1,049          | \$4,197          | \$0             |
| MSW                          | 37688    | RAPID ENVIRONMENTAL SERVICES, LLC        |              | 2009-0782-MSW-E | EL PASO    | 03/08/2010    | \$475            | \$0              | \$475            | \$0             |
| MSW                          | 38249    | Richard Tomlin *                         | 455100042    | 2009-1384-MSW-E | SHELBY     | 03/20/2010    | \$1,300          | \$260            | \$1,040          | \$0             |
| MSW                          | 36880    | ROBERTS, FRANK *                         |              | 2008-1870-MSW-E | BOSQUE     | 03/20/2010    | \$2,625          | \$0              | \$2,625          | \$0             |
| MSW                          | 35948    | Rodriguez Rolando and Rodriguez Josefina | 455150172    | 2008-0932-MSW-E | CAMERON    | 01/28/2010    | \$1,000          | \$0              | \$1,000          | \$0             |
| MSW                          | 38463    | SANDERS, CALVIN                          |              | 2009-1526-MSW-E | UPSHUR     | 05/29/2010    | \$2,500          | \$0              | \$2,500          | \$0             |
| MSW                          | 37736    | Santos Barcenas dba Tyre King Recycling  | 6027064      | 2009-0812-MSW-E | HALE       | 03/14/2010    | \$2,500          | \$0              | \$2,500          | \$0             |
| MSW                          | 37537    | Servando de La Garza                     | 6200005      | 2009-0616-MSW-E | WEBB       | 10/31/2009    | \$14,000         | \$2,800          | \$11,200         | \$0             |
| MSW                          | 38398    | SGP Holdings Inc                         | 100091       | 2009-1529-MSW-E | LIMESTONE  | 07/11/2010    | \$2,875          | \$575            | \$2,300          | \$0             |
| MSW                          | 38700    | Starr County                             | 455150175    | 2009-1855-MSW-E | STARR      | 08/09/2010    | \$5,000          | \$0              | \$5,000          | \$0             |
| MSW                          | 35243    | TAYLOR, MARVIN WAYNE                     |              | 2008-0115-MSW-E | SHELBY     | 02/22/2010    | \$2,250          | \$0              | \$2,250          | \$0             |
| MSW                          | 36962    | Transcontinental Realty Investors, Inc.  |              | 2009-0016-MSW-E | DALLAS     | 10/18/2009    | \$35,700         | \$0              | \$35,700         | \$0             |
| MSW                          | 38814    | Tyler County                             |              | 2009-1989-MLM-E | TYLER      | 06/26/2010    | \$2,315          | \$463            | \$1,852          | \$0             |
| MSW                          | 33340    | Vega Waste Disposal Services Inc.        | 455040162    | 2007-0715-MSW-E | TARRANT    | 05/15/2010    | \$25,000         | \$0              | \$25,000         | \$0             |
| MSW                          | 38043    | Village Farms, L.P.                      |              | 2009-1177-MSW-E | PRESIDIO   | 01/28/2010    | \$4,600          | \$920            | \$1,840          | \$1,840         |
| MSW                          | 38173    | West Body Shop, Inc.                     |              | 2009-1339-MLM-E | RANDALL    | 04/11/2010    | \$4,000          | \$800            | \$3,200          | \$0             |
| MSW                          | 37581    | Wilke Tire Service, Inc.                 | 6200374      | 2009-0670-MSW-E | NUECES     | 06/24/2010    | \$10,475         | \$0              | \$10,475         | \$0             |
| MSW                          | 38523    | Will Dylan Investments, Inc.             |              | 2009-1661-MSW-E | EL PASO    | 07/31/2010    | \$1,300          | \$0              | \$1,300          | \$0             |
| MSW                          | 25928    | Wood Processing Services, Inc.           | 100100       | 2008-0678-MSW-E | JOHNSON    | 06/04/2010    | \$5,862          | \$0              | \$5,862          | \$0             |
| <b>MSW Orders Issued: 60</b> |          |  |              |                 |            | <b>Total:</b> | <b>\$370,644</b> | <b>\$27,535</b>  | <b>\$327,609</b> | <b>\$15,500</b> |

\* There are Multiple Respondent Names associated to this Case No.



**TCEQ**  
Singles Program

**Appendix 5: List of Administrative Orders Issued FY2010**

Date Range Selected : 09/01/2009 - 8/31/2010

| PGM | Case No. | Respondent Name          | TCEQ ID   | Docket#         | County     | Order Date | Penalty Assessed | Penalty Deferred | Payable Amount | SEP Offset |
|-----|----------|--------------------------|-----------|-----------------|------------|------------|------------------|------------------|----------------|------------|
| OL  | 38831    | ABUNDIZ, JOSE            |           | 2009-2006-LII-E | TRAVIS     | 08/29/2010 | \$250            | \$0              | \$250          | \$0        |
| OL  | 37120    | ALPERT, MARC             |           | 2009-0175-LII-E | TRAVIS     | 06/18/2010 | \$742            | \$0              | \$742          | \$0        |
| OL  | 34911    | ALVARADO, SIXTO NAVA     |           | 2007-1797-LII-E | DALLAS     | 09/12/2009 | \$750            | \$0              | \$750          | \$0        |
| OL  | 37748    | ARANDA, ERASMO           |           | 2009-0849-LII-E | DALLAS     | 01/07/2010 | \$262            | \$0              | \$262          | \$0        |
| OL  | 37399    | BECKER, CHRIS JAMES      | LI0006448 | 2009-0451-LII-E | TRAVIS     | 01/28/2010 | \$620            | \$0              | \$620          | \$0        |
| OL  | 37565    | BELTRAN, HOMER V         | LI0007505 | 2009-0648-LII-E | JIM WELLS  | 11/13/2009 | \$750            | \$150            | \$600          | \$0        |
| OL  | 38209    | BLACKWOOD, GARY          |           | 2009-1330-LII-E | TARRANT    | 04/11/2010 | \$188            | \$37             | \$151          | \$0        |
| OL  | 39132    | BOTERO, HERNAN           |           | 2010-0221-LII-E | GALVESTON  | 08/09/2010 | \$1,371          | \$274            | \$1,097        | \$0        |
| OL  | 39935    | BRADDOCK, JOHNNY D       |           | 2010-1060-WOC-E | COLORADO   | 08/30/2010 | \$210            | \$0              | \$210          | \$0        |
| OL  | 37824    | BRYANT, CORY L           | WO0008046 | 2009-0960-WOC-E | KERR       | 10/18/2009 | \$210            | \$0              | \$210          | \$0        |
| OL  | 38982    | BUCK, ROBERT             |           | 2010-0050-LII-E | DALLAS     | 06/26/2010 | \$225            | \$45             | \$180          | \$0        |
| OL  | 37347    | CAMACHO, JOSE ANTONIO    |           | 2009-0251-LII-E | HARRIS     | 12/17/2009 | \$744            | \$0              | \$744          | \$0        |
| OL  | 39937    | CANSLER, JERRY RAY       |           | 2010-1051-WOC-E | JACK       | 08/30/2010 | \$210            | \$0              | \$210          | \$0        |
| OL  | 38335    | CHAVARRIA, PEDRO         |           | 2009-1375-LII-E | DENTON     | 05/29/2010 | \$250            | \$0              | \$250          | \$0        |
| OL  | 37199    | CORMIER, ANDRE C         | LI0009027 | 2009-0270-LII-E | TARRANT    | 12/17/2009 | \$341            | \$0              | \$341          | \$0        |
| OL  | 37775    | DAILEY, MARK WILLIAM     | LI0004576 | 2009-0902-LII-E | BEXAR      | 07/08/2010 | \$852            | \$0              | \$852          | \$0        |
| OL  | 37403    | DAVIS, GARETT            |           | 2009-0466-LII-E | HAYS       | 12/03/2009 | \$262            | \$0              | \$262          | \$0        |
| OL  | 37450    | DEHART, JOEY P           | WO0025464 | 2009-0579-WOC-E | BREWSTER   | 02/17/2010 | \$500            | \$0              | \$500          | \$0        |
| OL  | 37502    | DODSON, KENDAL R         | BP0008303 | 2009-0584-LII-E | COLLIN     | 01/28/2010 | \$500            | \$100            | \$400          | \$0        |
| OL  | 38559    | GARCIA, ALBERTO          |           | 2009-1701-LII-E | DALLAS     | 05/09/2010 | \$250            | \$0              | \$250          | \$0        |
| OL  | 38456    | GATSON, LEEMOND          | WO0007938 | 2009-1596-WOC-E | NEWTON     | 01/28/2010 | \$210            | \$0              | \$210          | \$0        |
| OL  | 37212    | GODOY, JAVIER            | LI0007455 | 2009-0265-LII-E | TARRANT    | 12/03/2009 | \$131            | \$0              | \$131          | \$0        |
| OL  | 37731    | GONZALEZ, JUAN GERVAICIO |           | 2009-0811-LII-E | HOOD       | 11/27/2009 | \$1,325          | \$265            | \$1,060        | \$0        |
| OL  | 37818    | GREEN, COLBY             |           | 2009-0940-LII-E | WILLIAMSON | 02/27/2010 | \$1,286          | \$0              | \$1,286        | \$0        |
| OL  | 38147    | GRODA, KENNETH WAYNE     |           | 2009-1283-LII-E | HARRIS     | 05/15/2010 | \$262            | \$0              | \$262          | \$0        |
| OL  | 37787    | GUZMAN, ANGEL            |           | 2009-0899-LII-E | HARRIS     | 02/17/2010 | \$1,360          | \$0              | \$1,360        | \$0        |
| OL  | 38673    | HUNTER, PHILLIP B        | LI0017072 | 2009-1863-LII-E | COMAL      | 06/18/2010 | \$525            | \$105            | \$420          | \$0        |
| OL  | 39936    | ISHAM, JOSHUA A          | WW0035104 | 2010-1052-WOC-E | LYNN       | 08/30/2010 | \$210            | \$0              | \$210          | \$0        |
| OL  | 38923    | JOHNSTON, DARREL         |           | 2010-0011-LII-E | TARRANT    | 07/11/2010 | \$225            | \$45             | \$180          | \$0        |
| OL  | 38518    | KENNEY, JERAMIE C        | LI0012842 | 2009-1626-LII-E | KERR       | 05/09/2010 | \$712            | \$142            | \$570          | \$0        |
| OL  | 38393    | LOYA, JUAN               |           | 2009-1530-LII-E | TARRANT    | 04/11/2010 | \$500            | \$100            | \$400          | \$0        |
| OL  | 37332    | Mardonio Flores          |           | 2009-0395-LII-E | TRAVIS     | 11/20/2009 | \$525            | \$0              | \$525          | \$0        |
| OL  | 38933    | MARTIN, BRAD             |           | 2009-2075-LII-E | HARRIS     | 08/29/2010 | \$994            | \$0              | \$994          | \$0        |

\* There are Multiple Respondent Names associated to this Case No.



**TCEQ**  
Singles Program

**Appendix 5: List of Administrative Orders Issued FY2010**

Date Range Selected : 09/01/2009 - 8/31/2010

| PGM | Case No. | Respondent Name            | TCEQ ID   | Docket#         | County     | Order Date | Penalty Assessed | Penalty Deferred | Payable Amount | SEP Offset |
|-----|----------|----------------------------|-----------|-----------------|------------|------------|------------------|------------------|----------------|------------|
| OL  | 38489    | MARTINEZ, DAVID            |           | 2009-1638-LII-E | DALLAS     | 06/18/2010 | \$188            | \$37             | \$151          | \$0        |
| OL  | 37699    | MATLOCK, ED JR             |           | 2009-0780-LII-E | WILLIAMSON | 10/31/2009 | \$250            | \$50             | \$200          | \$0        |
| OL  | 37292    | MCCUE, CLINTON D           | LI0009153 | 2009-0358-LII-E | HARRIS     | 10/31/2009 | \$787            | \$157            | \$630          | \$0        |
| OL  | 36256    | MCGREGOR, PAUL             |           | 2008-1206-LII-E | HARRIS     | 09/20/2009 | \$500            | \$0              | \$500          | \$0        |
| OL  | 38424    | MCLEMORE, TAYLOR B         | LI0017498 | 2009-1552-LII-E | WISE       | 02/22/2010 | \$188            | \$37             | \$151          | \$0        |
| OL  | 38985    | MEJIA, JOSE                |           | 2010-0072-LII-E | TRAVIS     | 07/11/2010 | \$250            | \$50             | \$200          | \$0        |
| OL  | 37776    | MOORE, JOHN L              | WO0026396 | 2009-0905-WOC-E | MCLENNAN   | 05/01/2010 | \$718            | \$0              | \$718          | \$0        |
| OL  | 37271    | NORRIS, MIKE               |           | 2009-0344-LII-E | HAYS       | 07/08/2010 | \$262            | \$0              | \$262          | \$0        |
| OL  | 38748    | O'Yeller Landscaping, Inc. |           | 2009-1903-LII-E | TRAVIS     | 07/11/2010 | \$250            | \$50             | \$200          | \$0        |
| OL  | 37951    | ORLANDO, JASON B           | LI0017171 | 2009-0985-LII-E | BELL       | 02/07/2010 | \$188            | \$37             | \$151          | \$0        |
| OL  | 37859    | ORNELAS, LUIS              |           | 2009-0941-LII-E | HARRIS     | 12/18/2009 | \$1,945          | \$389            | \$1,556        | \$0        |
| OL  | 37596    | PADDACK, MICHAEL           |           | 2009-0740-LII-E | WILLIAMSON | 10/31/2009 | \$399            | \$79             | \$320          | \$0        |
| OL  | 37948    | RICHTER, SUSAN             |           | 2009-1094-WOC-E | BURNET     | 05/01/2010 | \$1,367          | \$0              | \$1,367        | \$0        |
| OL  | 37571    | ROBINSON, VINCENT          | LI0010134 | 2009-0656-LII-E | HARRIS     | 02/17/2010 | \$1,044          | \$0              | \$1,044        | \$0        |
| OL  | 38610    | ROMERO, GUILLERMO L        | LI0008966 | 2009-1768-LII-E | HARRIS     | 04/11/2010 | \$564            | \$112            | \$452          | \$0        |
| OL  | 37701    | SAENZ, GUILLERMO           |           | 2009-0795-WOC-E | ZAPATA     | 11/13/2009 | \$1,980          | \$396            | \$1,584        | \$0        |
| OL  | 37276    | SALDANA, HUMBERTO          |           | 2009-0345-LII-E | TARRANT    | 12/17/2009 | \$262            | \$0              | \$262          | \$0        |
| OL  | 38774    | SANCHEZ, OSCAR             |           | 2009-2005-LII-E | DALLAS     | 06/04/2010 | \$250            | \$50             | \$200          | \$0        |
| OL  | 38468    | SANTOS, GEORGE             |           | 2009-1595-LII-E | HARRIS     | 07/31/2010 | \$750            | \$0              | \$750          | \$0        |
| OL  | 37845    | SCHNIEDER, CRAIG           |           | 2009-0953-LII-E | BELL       | 05/09/2010 | \$250            | \$0              | \$250          | \$0        |
| OL  | 39128    | SIMPSON, VICTORIA          |           | 2010-0218-LII-E | COMAL      | 08/09/2010 | \$375            | \$75             | \$300          | \$0        |
| OL  | 37622    | SINGH, BALBIR              |           | 2009-0708-LII-E | DALLAS     | 10/18/2009 | \$1,050          | \$210            | \$840          | \$0        |
| OL  | 35748    | SLATER, JOE F              | LI0014284 | 2009-1884-LII-E | HOOD       | 05/29/2010 | \$1,093          | \$0              | \$1,093        | \$0        |
| OL  | 36638    | SNYDER, MERVIN             |           | 2008-1628-WOC-E | WOOD       | 10/31/2009 | \$1,992          | \$0              | \$1,992        | \$0        |
| OL  | 38526    | STUTTERS, CRAIG            |           | 2009-1668-LII-E | BEXAR      | 07/16/2010 | \$250            | \$0              | \$250          | \$0        |
| OL  | 38522    | TARVER, TAYLOR             |           | 2009-1663-LII-E | TARRANT    | 06/24/2010 | \$500            | \$0              | \$500          | \$0        |
| OL  | 37916    | TIMS, MACK A               |           | 2009-1053-LII-E | BELL       | 04/09/2010 | \$250            | \$0              | \$250          | \$0        |
| OL  | 37799    | URY, MICHAEL               | LI0007102 | 2009-0924-LII-E | HAYS       | 10/31/2009 | \$2,500          | \$500            | \$2,000        | \$0        |
| OL  | 38235    | VILLEDA, MAURICIO          |           | 2009-1366-LII-E | DALLAS     | 03/08/2010 | \$188            | \$37             | \$151          | \$0        |
| OL  | 34705    | VINSON, PAUL               | BP0002516 | 2007-1566-LII-E | HARRIS     | 11/01/2009 | \$200            | \$0              | \$200          | \$0        |
| OL  | 38727    | WHITE, DANIEL C            |           | 2009-1877-WOC-E | WILBARGER  | 03/08/2010 | \$210            | \$0              | \$210          | \$0        |
| OL  | 39058    | WOOD, JAMES H              | LI0004130 | 2010-0143-LII-E | TARRANT    | 08/09/2010 | \$1,705          | \$341            | \$1,364        | \$0        |
| OL  | 39053    | YOUNGER, HAROLD VON JR     | LI0006655 | 2010-0158-LII-E | HARRIS     | 06/26/2010 | \$563            | \$112            | \$451          | \$0        |

\* There are Multiple Respondent Names associated to this Case No.





**TCEQ**  
Singles Program

**Appendix 5: List of Administrative Orders Issued FY2010**

Date Range Selected : 09/01/2009 - 8/31/2010

| PGM                         | Case No. | Respondent Name | TCEQ ID | Docket# | County | Order Date    | Penalty Assessed | Penalty Deferred | Payable Amount  | SEP Offset |
|-----------------------------|----------|-----------------|---------|---------|--------|---------------|------------------|------------------|-----------------|------------|
| <b>OL Orders Issued: 66</b> |          |                 |         |         |        | <b>Total:</b> | <b>\$41,020</b>  | <b>\$3,982</b>   | <b>\$37,038</b> | <b>\$0</b> |

\* There are Multiple Respondent Names associated to this Case No.



## Appendix 5: List of Administrative Orders Issued FY2010

Date Range Selected : 09/01/2009 - 8/31/2010

| PGM | Case No. | Respondent Name                 | TCEQ ID | Docket#         | County    | Order Date | Penalty Assessed | Penalty Deferred | Payable Amount | SEP Offset |
|-----|----------|---------------------------------|---------|-----------------|-----------|------------|------------------|------------------|----------------|------------|
| PST | 37655    | "Grecoair, Inc."                | 72171   | 2009-0753-PST-E | EL PASO   | 12/18/2009 | \$10,015         | \$2,003          | \$8,012        | \$0        |
| PST | 39257    | 66 Wholesale, Inc.              | 12646   | 2010-0353-PST-E | CROSBY    | 08/09/2010 | \$1,750          | \$0              | \$1,750        | \$0        |
| PST | 37817    | A&S Petroleum LLC               | 40251   | 2009-0939-PST-E | TARRANT   | 12/18/2009 | \$2,574          | \$514            | \$2,060        | \$0        |
| PST | 36836    | Aamson Enterprises Inc          | 74264   | 2008-1815-PST-E | HARRIS    | 12/17/2009 | \$12,305         | \$0              | \$12,305       | \$0        |
| PST | 37453    | Accel Quick Stop, Inc.          | 0042114 | 2009-0519-PST-E | TARRANT   | 10/04/2009 | \$2,768          | \$553            | \$2,215        | \$0        |
| PST | 38564    | Adam and Melinda Marquez        | 39333   | 2009-1664-PST-E | STARR     | 05/29/2010 | \$3,675          | \$0              | \$3,675        | \$0        |
| PST | 35771    | Addison Enterprises Inc.        | 61113   | 2008-0676-PST-E | HARRIS    | 01/28/2010 | \$5,116          | \$1,023          | \$4,093        | \$0        |
| PST | 39239    | Adnik Business, Inc.            | 36871   | 2010-0321-PST-E | BRAZORIA  | 08/21/2010 | \$2,037          | \$407            | \$1,630        | \$0        |
| PST | 35958    | Agile Investments, LLC          | 9890    | 2008-0873-PST-E | HILL      | 02/11/2010 | \$9,819          | \$0              | \$9,819        | \$0        |
| PST | 35888    | AHMAD, NISAR                    | 60245   | 2008-0793-PST-E | HARRIS    | 12/18/2009 | \$6,971          | \$0              | \$6,971        | \$0        |
| PST | 37394    | AHMAD, RAMIN *                  | 42381   | 2009-0453-PST-E | TARRANT   | 10/18/2009 | \$15,658         | \$3,131          | \$12,527       | \$0        |
| PST | 36420    | AKJ Management, Inc.            | 55933   | 2008-1363-PST-E | KAUFMAN   | 11/13/2009 | \$5,625          | \$0              | \$5,625        | \$0        |
| PST | 37255    | AL-AQQAD, TAISSEER              | 73778   | 2009-0328-PST-E | TARRANT   | 09/21/2009 | \$3,021          | \$604            | \$2,417        | \$0        |
| PST | 38130    | ALIHEMATI, JOHN                 | 17836   | 2009-1292-PST-E | EL PASO   | 07/11/2010 | \$5,296          | \$1,059          | \$4,237        | \$0        |
| PST | 38223    | Alisha Ann Dunkin               | 45053   | 2009-1370-PST-E | HOOD      | 04/09/2010 | \$5,250          | \$0              | \$5,250        | \$0        |
| PST | 38554    | All Beverage Corporation        | 17470   | 2009-1684-PST-E | DALLAS    | 05/09/2010 | \$22,455         | \$4,491          | \$17,964       | \$0        |
| PST | 39170    | Allsup Petroleum, Inc.          | 8412    | 2010-0270-PST-E | BAILEY    | 07/11/2010 | \$1,750          | \$0              | \$1,750        | \$0        |
| PST | 38106    | Allsup Petroleum, Inc.          | 62280   | 2009-1243-PST-E | TOM GREEN | 03/08/2010 | \$7,759          | \$1,551          | \$6,208        | \$0        |
| PST | 36883    | ALMEDA, INC.                    | 70523   | 2008-1875-PST-E | HARRIS    | 10/11/2009 | \$6,296          | \$0              | \$6,296        | \$0        |
| PST | 38014    | Al-Naz, Inc.                    | 35540   | 2009-1183-PST-E | DEWITT    | 01/28/2010 | \$2,800          | \$560            | \$2,240        | \$0        |
| PST | 36774    | ALSHAAFI, JAMAL S               | 4943    | 2008-1748-PST-E | BELL      | 08/29/2010 | \$3,500          | \$0              | \$3,500        | \$0        |
| PST | 38944    | Alvin Ventures, Inc.            | 54839   | 2010-0030-PST-E | BRAZORIA  | 07/11/2010 | \$3,380          | \$676            | \$2,704        | \$0        |
| PST | 38267    | Ancira Enterprises Incorporated | 29774   | 2009-1357-PST-E | BEXAR     | 02/07/2010 | \$4,950          | \$990            | \$3,960        | \$0        |
| PST | 38233    | Arash The Archer Corporation    | 43968   | 2009-1350-PST-E | GALVESTON | 08/30/2010 | \$3,663          | \$0              | \$3,663        | \$0        |
| PST | 38551    | ASA Store, Inc.                 | 35320   | 2009-1671-PST-E | HARRIS    | 08/09/2010 | \$3,081          | \$0              | \$3,081        | \$0        |
| PST | 38515    | Avais Enterprises, Inc.         | 66765   | 2009-1645-PST-E | GALVESTON | 04/11/2010 | \$2,418          | \$483            | \$1,935        | \$0        |
| PST | 37856    | B & S Enterprise, Inc.          | 41150   | 2009-0984-PST-E | NAVARRO   | 11/27/2009 | \$3,750          | \$750            | \$3,000        | \$0        |
| PST | 38584    | B & Y Enterprise, Inc.          | 67426   | 2009-1723-PST-E | HARRIS    | 04/11/2010 | \$2,870          | \$574            | \$2,296        | \$0        |
| PST | 39338    | B T Rand Oil Company Inc        | 23670   | 2010-0416-PST-E | JEFFERSON | 08/30/2010 | \$6,520          | \$1,304          | \$5,216        | \$0        |
| PST | 38068    | B T Rand Oil Company Inc        | 23668   | 2009-1216-PST-E | JEFFERSON | 01/28/2010 | \$1,968          | \$393            | \$1,575        | \$0        |
| PST | 35513    | B. K. Trading, Inc.             | 47134   | 2008-0416-PST-E | TITUS     | 12/18/2009 | \$3,675          | \$0              | \$3,675        | \$0        |
| PST | 37942    | Babwani Associates, Inc.        | 2474    | 2009-1087-PST-E | TARRANT   | 01/28/2010 | \$2,715          | \$543            | \$2,172        | \$0        |
| PST | 39145    | BARNETT, BARRY                  |         | 2010-0240-WOC-E | JEFFERSON | 07/11/2010 | \$210            | \$0              | \$210          | \$0        |

\* There are Multiple Respondent Names associated to this Case No.



**Singles Program**

**Appendix 5: List of Administrative Orders Issued FY2010**

Date Range Selected : 09/01/2009 - 8/31/2010

| PGM | Case No. | Respondent Name                         | TCEQ ID | Docket#         | County    | Order Date | Penalty Assessed | Penalty Deferred | Payable Amount | SEP Offset |
|-----|----------|---|---------|-----------------|-----------|------------|------------------|------------------|----------------|------------|
| PST | 37626    | BARTON, GARY                            | 18292   | 2009-0712-PST-E | EL PASO   | 03/08/2010 | \$7,916          | \$1,583          | \$6,333        | \$0        |
| PST | 39319    | BAYLOR UNIVERSITY                       | 8720    | 2010-0409-PST-E | MCLENNAN  | 08/30/2010 | \$3,875          | \$775            | \$0            | \$3,100    |
| PST | 36489    | BEARDEN, BILL                           | 74804   | 2008-1444-PST-E | ELLIS     | 12/17/2009 | \$10,221         | \$0              | \$10,221       | \$0        |
| PST | 38051    | Beltway 8 Investments, LLC              | 69116   | 2009-1192-PST-E | HARRIS    | 02/07/2010 | \$12,192         | \$2,438          | \$9,754        | \$0        |
| PST | 38297    | Ben Corporation                         | 30586   | 2009-1376-PST-E | HARRIS    | 04/25/2010 | \$6,269          | \$1,253          | \$5,016        | \$0        |
| PST | 37911    | Bert Schrank, Inc.                      | 31937   | 2009-1051-PST-E | HAMILTON  | 12/18/2009 | \$2,608          | \$521            | \$2,087        | \$0        |
| PST | 35628    | Bharwani Investment Group, Inc.         | 17756   | 2008-0622-PST-E | DALLAS    | 07/11/2010 | \$10,400         | \$0              | \$10,400       | \$0        |
| PST | 36803    | BLACKWELL, MARK E                       | 38531   | 2008-1822-PST-E | TOM GREEN | 03/28/2010 | \$19,915         | \$0              | \$19,915       | \$0        |
| PST | 38990    | BONARACK INVESTMENT INC                 | 27514   | 2010-0122-PST-E | DALLAS    | 07/11/2010 | \$3,946          | \$789            | \$3,157        | \$0        |
| PST | 39044    | Borna Enterprises, Inc.                 | 49490   | 2010-0111-PST-E | BURNET    | 08/21/2010 | \$6,315          | \$1,263          | \$5,052        | \$0        |
| PST | 34949    | BROOKS, JULIUS L                        | 48211   | 2007-1885-PST-E | MIDLAND   | 04/29/2010 | \$3,675          | \$0              | \$3,675        | \$0        |
| PST | 39255    | Buffet Partners, L.P.                   | 105934  | 2010-0352-PST-E | LUBBOCK   | 08/09/2010 | \$1,750          | \$0              | \$1,750        | \$0        |
| PST | 38637    | Burlington Norther Santa Fe Corporation | 65827   | 2009-1786-PST-E | TARRANT   | 04/25/2010 | \$4,277          | \$855            | \$3,422        | \$0        |
| PST | 37584    | C & R Distributing, Inc.                | 77672   | 2009-0653-PST-E | EL PASO   | 10/18/2009 | \$4,447          | \$889            | \$3,558        | \$0        |
| PST | 38937    | C Store Management Company              | 26613   | 2009-2065-PST-E | TARRANT   | 06/04/2010 | \$4,184          | \$836            | \$3,348        | \$0        |
| PST | 37914    | C.T.S. GROUP #1, L.L.C.                 | 42763   | 2009-1014-PST-E | BRAZORIA  | 06/04/2010 | \$2,910          | \$582            | \$2,328        | \$0        |
| PST | 38761    | CALDERON, REYNALDO                      | 30809   | 2009-1909-PST-E | HIDALGO   | 07/16/2010 | \$7,875          | \$0              | \$7,875        | \$0        |
| PST | 39379    | Carmax Auto Superstores, Inc.           | 1540    | 2010-0472-PST-E | HARRIS    | 08/30/2010 | \$4,523          | \$904            | \$3,619        | \$0        |
| PST | 38575    | Carmax Auto Superstores, Inc.           | 72687   | 2009-1716-PST-E | COLLIN    | 06/04/2010 | \$12,130         | \$2,426          | \$9,704        | \$0        |
| PST | 37644    | Center Convenience, Inc.                | 74160   | 2009-0736-PST-E | HARRIS    | 09/21/2009 | \$3,596          | \$719            | \$2,877        | \$0        |
| PST | 37550    | Central Transport, Inc.                 | 19996   | 2009-0638-PST-E | EL PASO   | 01/28/2010 | \$2,650          | \$0              | \$2,650        | \$0        |
| PST | 37324    | Charlotte Ann Blackwell Granger         | 24219   | 2009-0380-PST-E | ORANGE    | 06/24/2010 | \$6,600          | \$0              | \$6,600        | \$0        |
| PST | 33483    | CHEUNG, CHUEN F *                       | 43969   | 2007-0649-PST-E | HARRIS    | 08/30/2010 | \$7,620          | \$0              | \$7,620        | \$0        |
| PST | 37379    | Chittagong Corporation                  | 24279   | 2009-0437-PST-E | GRIMES    | 10/18/2009 | \$9,532          | \$1,906          | \$7,626        | \$0        |
| PST | 38793    | CHUP CORPORATION INC                    | 15149   | 2009-1951-PST-E | DALLAS    | 06/18/2010 | \$2,825          | \$565            | \$2,260        | \$0        |
| PST | 37585    | Circle Bar Truck Corral, Inc.           | 64553   | 2009-0666-PST-E | CROCKETT  | 11/13/2009 | \$28,225         | \$5,645          | \$22,580       | \$0        |
| PST | 38623    | CIRCLE K STORES INC.                    | 5467    | 2009-1779-PST-E | EL PASO   | 05/09/2010 | \$8,971          | \$1,794          | \$7,177        | \$0        |
| PST | 39264    | CIRCLE K STORES INC.                    | 25199   | 2010-0369-PST-E | EL PASO   | 08/30/2010 | \$3,726          | \$745            | \$2,981        | \$0        |
| PST | 38352    | City Int'l., Ltd.                       | 47169   | 2009-1499-PST-E | HARRIS    | 03/08/2010 | \$3,620          | \$724            | \$2,896        | \$0        |
| PST | 39469    | City of Denver City                     | 50032   | 2010-0562-PST-E | YOAKUM    | 08/09/2010 | \$1,750          | \$0              | \$1,750        | \$0        |
| PST | 37952    | City of Freeport                        | 50446   | 2009-1109-PST-E | BRAZORIA  | 02/22/2010 | \$12,375         | \$2,475          | \$9,900        | \$0        |
| PST | 37474    | Clara, Inc.                             | 71980   | 2009-0539-PST-E | BASTROP   | 09/21/2009 | \$4,275          | \$855            | \$3,420        | \$0        |
| PST | 37964    | COROVESIS, NICK                         | 34101   | 2009-1120-PST-E | BRAZORIA  | 05/09/2010 | \$5,086          | \$1,017          | \$4,069        | \$0        |

\* There are Multiple Respondent Names associated to this Case No.



**TCEQ**  
Singles Program

**Appendix 5: List of Administrative Orders Issued FY2010**

Date Range Selected : 09/01/2009 - 8/31/2010

| PGM | Case No. | Respondent Name                            | TCEQ ID | Docket#         | County     | Order Date | Penalty Assessed | Penalty Deferred | Payable Amount | SEP Offset |
|-----|----------|--|---------|-----------------|------------|------------|------------------|------------------|----------------|------------|
| PST | 35569    | CURTICE, JIMMY O                           | 1867    | 2008-0467-PST-E | JASPER     | 08/21/2010 | \$7,875          | \$1,575          | \$6,300        | \$0        |
| PST | 37795    | Cusa Kbc, Llc                              | 2055    | 2009-0936-PST-E | BEXAR      | 10/18/2009 | \$6,096          | \$1,219          | \$4,877        | \$0        |
| PST | 37637    | D. Lakhani Inc.                            | 24714   | 2009-0689-PST-E | DALLAS     | 06/26/2010 | \$16,086         | \$0              | \$16,086       | \$0        |
| PST | 38483    | Darlene Chappell                           | 7623    | 2009-1594-PST-E | IRION      | 04/25/2010 | \$5,055          | \$1,011          | \$4,044        | \$0        |
| PST | 38766    | Deer Horn Aviation LTD. Co.                | 9793    | 2009-1945-PST-E | MIDLAND    | 06/18/2010 | \$4,375          | \$875            | \$3,500        | \$0        |
| PST | 37667    | Delicias Restaurant -Store, LLC            | 9883    | 2009-0769-PST-E | BROOKS     | 09/21/2009 | \$7,700          | \$0              | \$7,700        | \$0        |
| PST | 38659    | Devin Borjas                               | 40637   | 2009-1805-PST-E | HALE       | 07/08/2010 | \$3,675          | \$0              | \$3,675        | \$0        |
| PST | 37516    | Dewan Enterprises, Inc.                    | 54499   | 2009-0581-PST-E | TARRANT    | 09/21/2009 | \$3,080          | \$616            | \$2,464        | \$0        |
| PST | 38749    | DHANANI, WAZIR A                           | 50051   | 2009-1902-PST-E |            | 07/31/2010 | \$3,675          | \$0              | \$3,675        | \$0        |
| PST | 38741    | DHUKA, RAHIM                               | 62344   | 2009-1886-PST-E | HARRIS     | 08/09/2010 | \$7,385          | \$1,477          | \$5,908        | \$0        |
| PST | 37959    | Dhukani Investments, Inc.                  | 79052   | 2009-1097-PST-E | MONTGOMERY | 12/18/2009 | \$7,596          | \$1,519          | \$6,077        | \$0        |
| PST | 39427    | Don A. Stewart, Inc.                       | 45535   | 2010-0510-PST-E | TRAVIS     | 08/30/2010 | \$3,500          | \$700            | \$2,800        | \$0        |
| PST | 38312    | DONATO, LINO Z                             | 27684   | 2009-1437-PST-E | ATASCOSA   | 06/18/2010 | \$10,487         | \$6,887          | \$3,600        | \$0        |
| PST | 38032    | Double V, Inc.                             | 77375   | 2009-1182-PST-E | HARRIS     | 11/13/2009 | \$3,047          | \$609            | \$2,438        | \$0        |
| PST | 35236    | DRENNAN, RAY                               | 74229   | 2008-0124-PST-E | YOUNG      | 06/30/2010 | \$11,550         | \$9,750          | \$1,800        | \$0        |
| PST | 37919    | DRJO ENTERPRISE INC.                       | 64319   | 2009-1010-PST-E | DALLAS     | 11/13/2009 | \$4,933          | \$986            | \$3,947        | \$0        |
| PST | 37851    | E Z SPEEDY, INC.                           | 72876   | 2009-0956-PST-E | HARRIS     | 02/07/2010 | \$6,375          | \$1,275          | \$5,100        | \$0        |
| PST | 38002    | Eastex Hardy Properties, LLC               | 48363   | 2009-1147-PST-E | HARRIS     | 11/27/2009 | \$2,118          | \$423            | \$1,695        | \$0        |
| PST | 39074    | Edgewood Independent School District       | 48463   | 2010-0161-PST-E | BEXAR      | 08/21/2010 | \$4,400          | \$880            | \$3,520        | \$0        |
| PST | 37714    | Ekram & Nasir Corporation                  | 33164   | 2009-0832-PST-E | DALLAS     | 02/07/2010 | \$4,666          | \$0              | \$4,666        | \$0        |
| PST | 37617    | El Paso Surgery Centers, L.P.              | 72645   | 2009-0706-PST-E | EL PASO    | 11/27/2009 | \$3,556          | \$711            | \$2,845        | \$0        |
| PST | 38529    | El Paso-Los Angeles Limousine Express Inc. | 11846   | 2009-1665-PST-E | EL PASO    | 03/20/2010 | \$3,151          | \$630            | \$2,521        | \$0        |
| PST | 36160    | Elegant, Inc                               | 39697   | 2008-1114-PST-E | HARRIS     | 08/21/2010 | \$14,360         | \$2,872          | \$11,488       | \$0        |
| PST | 35666    | EL-HAMED, SAMMY                            | 39342   | 2008-0544-PST-E | DALLAS     | 10/31/2009 | \$18,188         | \$14,588         | \$3,600        | \$0        |
| PST | 38421    | Elvan Management Inc.                      | 8960    | 2009-1542-PST-E | HOOD       | 06/18/2010 | \$3,250          | \$650            | \$2,600        | \$0        |
| PST | 39191    | FAIRBANK FOOD STORE INC                    | 5447    | 2010-0279-PST-E | HARRIS     | 08/21/2010 | \$4,944          | \$988            | \$3,956        | \$0        |
| PST | 38054    | Fastrac Food Store's, Inc.                 | 73063   | 2009-1212-PST-E | HARRIS     | 02/22/2010 | \$2,221          | \$444            | \$1,777        | \$0        |
| PST | 37733    | Federal Aviation Administration            | 37909   | 2009-0829-PST-E | BEXAR      | 03/20/2010 | \$4,375          | \$875            | \$3,500        | \$0        |
| PST | 38781    | Fikes Wholesale, Inc.                      | 3125    | 2009-1917-PST-E | MCLENNAN   | 07/11/2010 | \$14,725         | \$2,945          | \$11,780       | \$0        |
| PST | 38414    | First National Bank of Hebronville         | 20976   | 2009-1494-PST-E | DUVAL      | 03/08/2010 | \$2,375          | \$475            | \$1,900        | \$0        |
| PST | 36941    | FLORES, ROMELIO                            | 71132   | 2008-1934-PST-E | EL PASO    | 05/15/2010 | \$16,519         | \$0              | \$16,519       | \$0        |
| PST | 38376    | Fuelcon Management LLC                     | 42105   | 2009-1500-PST-E | DENTON     | 03/20/2010 | \$3,406          | \$681            | \$2,725        | \$0        |

\* There are Multiple Respondent Names associated to this Case No.



**Singles Program**

**Appendix 5: List of Administrative Orders Issued FY2010**

Date Range Selected : 09/01/2009 - 8/31/2010

| PGM | Case No. | Respondent Name                            | TCEQ ID | Docket#         | County         | Order Date | Penalty Assessed | Penalty Deferred | Payable Amount | SEP Offset |
|-----|----------|--|---------|-----------------|----------------|------------|------------------|------------------|----------------|------------|
| PST | 38182    | Gagan Holdings, L.L.C.                     | 70629   | 2009-1351-PST-E | HARRIS         | 06/26/2010 | \$5,321          | \$0              | \$5,321        | \$0        |
| PST | 38570    | Galan Enterprises, Inc.                    | 79408   | 2009-1710-PST-E | HARRIS         | 06/04/2010 | \$14,625         | \$2,925          | \$11,700       | \$0        |
| PST | 35812    | GARCIA, ARNOLD J                           | 28922   | 2008-0716-PST-E | FRIIO          | 05/01/2010 | \$7,350          | \$0              | \$7,350        | \$0        |
| PST | 38389    | GARCIA, MANUEL III                         | 74960   | 2009-1521-PST-E | ZAPATA         | 05/29/2010 | \$625            | \$0              | \$625          | \$0        |
| PST | 38620    | Gentek Investments, Inc.                   | 75029   | 2009-1802-PST-E | HARRIS         | 05/09/2010 | \$3,579          | \$715            | \$2,864        | \$0        |
| PST | 36974    | Glazer's Wholesale Drug Company Inc        | 29433   | 2009-0026-PST-E | NUECES         | 09/21/2009 | \$11,159         | \$0              | \$11,159       | \$0        |
| PST | 39268    | Golden Horn Corporation                    | 66097   | 2010-0346-PST-E | GALVESTON      | 08/21/2010 | \$6,151          | \$1,230          | \$4,921        | \$0        |
| PST | 36147    | Grupo Victoria Corporation                 | 63331   | 2008-1071-PST-E | WEBB           | 09/12/2009 | \$6,096          | \$0              | \$6,096        | \$0        |
| PST | 38272    | GTE Southwest Incorporated                 | 11295   | 2009-1411-PST-E | COLLIN         | 04/11/2010 | \$3,314          | \$662            | \$2,652        | \$0        |
| PST | 36713    | GUZMAN, JESUS JR                           | 21846   | 2008-1739-PST-E | STARR          | 10/11/2009 | \$3,500          | \$0              | \$3,500        | \$0        |
| PST | 39234    | H & B Marketing Services, Inc.             | 67432   | 2010-0330-PST-E | BRAZORIA       | 08/30/2010 | \$9,008          | \$1,801          | \$7,207        | \$0        |
| PST | 37031    | HABIB, MOHAMMAD RAFIUL                     | 3611    | 2009-0072-PST-E | DALLAS         | 11/07/2009 | \$6,420          | \$0              | \$6,420        | \$0        |
| PST | 37972    | HADDAD, MAYNARD *                          | 1332    | 2009-1105-PST-E | EL PASO        | 12/18/2009 | \$6,105          | \$1,221          | \$4,884        | \$0        |
| PST | 39188    | Hajarat Corporation                        | 36599   | 2010-0274-PST-E | HARRIS         | 08/21/2010 | \$3,771          | \$754            | \$3,017        | \$0        |
| PST | 35847    | Hall Jack                                  | 49986   | 2008-0763-PST-E | NEWTON         | 02/11/2010 | \$3,675          | \$0              | \$3,675        | \$0        |
| PST | 39089    | Hamza Enterprises, Inc.                    | 9041    | 2010-0171-PST-E | HARRIS         | 08/21/2010 | \$3,222          | \$644            | \$2,578        | \$0        |
| PST | 39252    | HANIF, WAFIA                               | 29899   | 2007-2009-PST-E | RAINS          | 06/04/2010 | \$9,271          | \$0              | \$9,271        | \$0        |
| PST | 36278    | HANKAMER VENTURES, LP                      | 8865    | 2008-1255-PST-E | CHAMBERS       | 05/09/2010 | \$9,164          | \$0              | \$9,164        | \$0        |
| PST | 37917    | Happy Center, LLC                          | 60803   | 2009-1050-PST-E | HARRIS         | 12/18/2009 | \$8,625          | \$1,725          | \$6,900        | \$0        |
| PST | 37625    | Harbor Seafood, Inc.                       | 65659   | 2009-0713-PST-E | GALVESTON      | 06/04/2010 | \$2,500          | \$0              | \$2,500        | \$0        |
| PST | 39064    | HARRELL, RAYMON *                          | 75942   | 2010-0148-PST-E | MONTGOME<br>RY | 08/30/2010 | \$2,750          | \$550            | \$2,200        | \$0        |
| PST | 39154    | Healthsouth of San Antonio, Inc.           | 45922   | 2010-0216-PST-E | BEXAR          | 08/21/2010 | \$11,339         | \$2,267          | \$9,072        | \$0        |
| PST | 37327    | HELO, TIM KAHIR                            | 45731   | 2009-0391-PST-E | HOWARD         | 09/21/2009 | \$4,976          | \$995            | \$3,981        | \$0        |
| PST | 32135    | HEMEED, BANGUSH                            | 46884   | 2007-0010-PST-E | HARRIS         | 06/04/2010 | \$14,000         | \$10,400         | \$3,600        | \$0        |
| PST | 38001    | Hempstead Independent School District      | 56044   | 2009-1151-PST-E | WALLER         | 02/22/2010 | \$11,875         | \$2,375          | \$0            | \$9,500    |
| PST | 36734    | Hernandez Javier                           | 30799   | 2008-1706-PST-E | HIDALGO        | 09/12/2009 | \$5,250          | \$0              | \$5,250        | \$0        |
| PST | 36683    | Hina Enterprises, Inc.                     | 73347   | 2008-1667-PST-E | ORANGE         | 04/11/2010 | \$10,297         | \$0              | \$10,297       | \$0        |
| PST | 39256    | Hi-Performance Fuel, Inc.                  | 528     | 2010-0354-PST-E | FLOYD          | 08/09/2010 | \$1,750          | \$0              | \$1,750        | \$0        |
| PST | 38049    | Hitchcock Business INC.                    | 64364   | 2009-1209-PST-E | GALVESTON      | 03/20/2010 | \$2,644          | \$528            | \$2,116        | \$0        |
| PST | 38122    | Hong & Taft, Inc.                          | 69145   | 2009-1281-PST-E | HARRIS         | 01/28/2010 | \$3,702          | \$740            | \$2,962        | \$0        |
| PST | 37749    | Hoover Valley Country Store, LLC           | 29701   | 2009-0857-PST-E | BURNET         | 12/18/2009 | \$3,002          | \$600            | \$2,402        | \$0        |
| PST | 37320    | Houston Harrisburg Convenience Store, Inc. | 71614   | 2009-0392-PST-E | HARRIS         | 10/11/2009 | \$3,596          | \$0              | \$3,596        | \$0        |

\* There are Multiple Respondent Names associated to this Case No.



**Singles Program**

**Appendix 5: List of Administrative Orders Issued FY2010**

Date Range Selected : 09/01/2009 - 8/31/2010

| PGM | Case No. | Respondent Name                | TCEQ ID | Docket#         | County         | Order Date | Penalty Assessed | Penalty Deferred | Payable Amount | SEP Offset |
|-----|----------|--------------------------------|---------|-----------------|----------------|------------|------------------|------------------|----------------|------------|
| PST | 38539    | Houston Sky Business, Inc.     | 74659   | 2009-1692-PST-E | HARRIS         | 05/09/2010 | \$5,096          | \$1,019          | \$4,077        | \$0        |
| PST | 38664    | HP Enterprise Services LLC     | 43836   | 2009-1809-PST-E | DALLAS         | 05/09/2010 | \$1,750          | \$350            | \$1,400        | \$0        |
| PST | 37695    | HPT TA Properties Trust        | 52846   | 2009-0786-PST-E | KAUFMAN        | 10/31/2009 | \$22,598         | \$4,519          | \$18,079       | \$0        |
| PST | 39219    | Hugh Howard                    | 47190   | 2010-0299-PST-E | PRESIDIO       | 08/21/2010 | \$4,700          | \$940            | \$3,760        | \$0        |
| PST | 37375    | Humberto Gonzalez              | 44800   | 2009-0419-PST-E |                | 09/21/2009 | \$3,500          | \$700            | \$2,800        | \$0        |
| PST | 39147    | Hut Enterpreise, LLC           | 24726   | 2010-0217-PST-E | HARRIS         | 08/21/2010 | \$7,786          | \$1,557          | \$6,229        | \$0        |
| PST | 35699    | HUYNH, QUANG *                 | 0035860 | 2008-0527-PST-E | TARRANT        | 11/13/2009 | \$15,783         | \$0              | \$15,783       | \$0        |
| PST | 39313    | I & C Texas Enterprises, Inc.  | 26547   | 2010-0402-PST-E | DALLAS         | 08/21/2010 | \$6,078          | \$1,215          | \$4,863        | \$0        |
| PST | 35796    | IMKAN ENTERPRISES, INC.        | 41224   | 2008-0660-PST-E | HARRIS         | 09/20/2009 | \$29,386         | \$0              | \$29,386       | \$0        |
| PST | 11519    | Inara Convenience Inc.         | 11356   | 2008-0094-PST-E | TARRANT        | 04/11/2010 | \$23,450         | \$0              | \$23,450       | \$0        |
| PST | 37639    | INAYAT'S, Inc. dba Stop & Shop | 67449   | 2009-0729-PST-E | TARRANT        | 10/31/2009 | \$4,796          | \$959            | \$3,837        | \$0        |
| PST | 34736    | Interglobe Trade Channel, Inc. | 53419   | 2007-1600-PST-E | DENTON         | 10/18/2009 | \$27,430         | \$0              | \$27,430       | \$0        |
| PST | 38583    | J & Z C-Store, Inc.            | 17924   | 2009-1721-PST-E | HARRIS         | 06/18/2010 | \$3,625          | \$725            | \$2,900        | \$0        |
| PST | 39051    | J F A Oil Company              | 18734   | 2010-0138-PST-E | HARRIS         | 08/30/2010 | \$5,500          | \$1,100          | \$4,400        | \$0        |
| PST | 38708    | J. A. F. ENTERPRISE, INC.      | 73201   | 2009-1851-PST-E | HARRIS         | 07/31/2010 | \$4,225          | \$0              | \$4,225        | \$0        |
| PST | 37111    | J.D. Martin III                | 40937   | 2009-0156-PST-E | JEFFERSON      | 08/29/2010 | \$15,600         | \$0              | \$15,600       | \$0        |
| PST | 38707    | James D. Satterwhite           | 77227   | 2009-1881-PST-E | ELLIS          | 06/18/2010 | \$2,675          | \$1,475          | \$1,200        | \$0        |
| PST | 37842    | James Kaufman                  | 59682   | 2009-0970-PST-E | JEFFERSON      | 03/14/2010 | \$6,300          | \$0              | \$6,300        | \$0        |
| PST | 35584    | JANBAZIAN, SARKIS              | 57212   | 2008-0474-PST-E | DENTON         | 11/13/2009 | \$12,000         | \$2,400          | \$9,600        | \$0        |
| PST | 38124    | Javeria Enterprises Inc        | 41396   | 2009-1285-PST-E | HARRIS         | 05/09/2010 | \$2,560          | \$0              | \$2,560        | \$0        |
| PST | 39076    | JAY MAHARAJ CORPORATION        | 18279   | 2010-0141-PST-E | MONTGOME<br>RY | 06/18/2010 | \$3,089          | \$617            | \$2,472        | \$0        |
| PST | 37533    | JEONG, JEFFREY H               | 70063   | 2009-0608-PST-E | HARRIS         | 09/21/2009 | \$3,850          | \$770            | \$3,080        | \$0        |
| PST | 35514    | Joe Ben Wolf                   | 25802   | 2008-0398-PST-E | GREGG          | 08/30/2010 | \$6,300          | \$2,700          | \$3,600        | \$0        |
| PST | 38792    | Joe's & Cho, Inc.              | 66381   | 2009-1930-PST-E | TARRANT        | 06/26/2010 | \$5,088          | \$1,017          | \$4,071        | \$0        |
| PST | 38436    | John Fountain                  | 48139   | 2009-1485-PST-E | NEWTON         | 07/16/2010 | \$6,300          | \$0              | \$6,300        | \$0        |
| PST | 35449    | JONES, THOMAS *                | 21661   | 2008-0281-PST-E | GRAYSON        | 10/24/2009 | \$3,675          | \$0              | \$3,675        | \$0        |
| PST | 34846    | JUDD, SHELLEY *                | 23519   | 2007-1725-PST-E | HASKELL        | 06/18/2010 | \$2,250          | \$0              | \$2,250        | \$0        |
| PST | 39148    | Jupiter Food Mart, LLC         | 66413   | 2010-0239-PST-E | TARRANT        | 08/09/2010 | \$4,699          | \$939            | \$3,760        | \$0        |
| PST | 38732    | K & R HOLDINGS, INC.           | 22387   | 2009-1883-PST-E | HARRIS         | 07/16/2010 | \$3,675          | \$0              | \$3,675        | \$0        |
| PST | 36158    | Kabani Corporation *           | 39380   | 2008-1175-PST-E | TARRANT        | 11/13/2009 | \$10,662         | \$0              | \$10,662       | \$0        |
| PST | 36517    | Kavmel Inc.                    | 45606   | 2008-1471-PST-E | TARRANT        | 10/18/2009 | \$4,375          | \$875            | \$3,500        | \$0        |
| PST | 38023    | KDG, Inc.                      | 10643   | 2009-1055-PST-E | WILLIAMSON     | 01/28/2010 | \$4,504          | \$900            | \$3,604        | \$0        |

\* There are Multiple Respondent Names associated to this Case No.



**Singles Program**

**Appendix 5: List of Administrative Orders Issued FY2010**

Date Range Selected : 09/01/2009 - 8/31/2010

| PGM | Case No. | Respondent Name               | TCEQ ID | Docket#         | County    | Order Date | Penalty Assessed | Penalty Deferred | Payable Amount | SEP Offset |
|-----|----------|-------------------------------|---------|-----------------|-----------|------------|------------------|------------------|----------------|------------|
| PST | 37508    | KDP, LLC                      | 79027   | 2009-0587-PST-E | HARRIS    | 03/28/2010 | \$19,964         | \$0              | \$19,964       | \$0        |
| PST | 35103    | Kea Investments, Inc.         | 27381   | 2007-1997-PST-E | HENDERSON | 06/18/2010 | \$3,125          | \$0              | \$3,125        | \$0        |
| PST | 38715    | KELLER, MELTON                | 63899   | 2009-1864-PST-E | KIMBLE    | 06/26/2010 | \$23,696         | \$4,739          | \$18,957       | \$0        |
| PST | 36285    | Kenneth W. Blevins            | 1875    | 2008-1237-PST-E | LIVE OAK  | 04/09/2010 | \$1,000          | \$0              | \$1,000        | \$0        |
| PST | 38262    | Kesss Investments #10001, LLC | 78186   | 2009-1399-PST-E | EL PASO   | 03/08/2010 | \$4,429          | \$885            | \$3,544        | \$0        |
| PST | 37847    | KHAIL, TAJRANGEZA *           | 12207   | 2009-0980-PST-E | JEFFERSON | 06/24/2010 | \$7,800          | \$0              | \$7,800        | \$0        |
| PST | 35877    | KHALAF, TAREK                 | 43157   | 2008-0789-PST-E | YOUNG     | 02/07/2010 | \$6,300          | \$0              | \$6,300        | \$0        |
| PST | 37054    | KHAN, MOHAMMED DINAJ          | 23988   | 2009-0098-PST-E | HARDIN    | 08/09/2010 | \$21,426         | \$0              | \$21,426       | \$0        |
| PST | 38885    | Khuram Enterprises Inc        | 50224   | 2009-2051-PST-E | GALVESTON | 08/09/2010 | \$3,173          | \$634            | \$2,539        | \$0        |
| PST | 38617    | KIM, YONG KYU                 | 66221   | 2009-1780-PST-E | FORT BEND | 06/04/2010 | \$4,750          | \$950            | \$3,800        | \$0        |
| PST | 35987    | KING, KANDY                   |         | 2008-0901-PST-E | NUECES    | 12/06/2009 | \$7,000          | \$0              | \$7,000        | \$0        |
| PST | 39097    | Kleberg County                | 72077   | 2010-0154-PST-E | KLEBERG   | 07/11/2010 | \$7,025          | \$1,405          | \$0            | \$5,620    |
| PST | 38747    | KO, YOUNG KON                 | 57169   | 2009-1876-PST-E | BRAZORIA  | 06/26/2010 | \$3,523          | \$704            | \$2,819        | \$0        |
| PST | 38835    | Kroger Texas LP               | 79753   | 2009-2007-PST-E | BRAZORIA  | 06/04/2010 | \$4,323          | \$864            | \$3,459        | \$0        |
| PST | 37250    | KSS Enterprises, Inc.         | 39631   | 2009-0307-PST-E | HARRIS    | 10/31/2009 | \$2,736          | \$0              | \$2,736        | \$0        |
| PST | 38647    | Laporte Petroleum Corporation | 57274   | 2009-1796-PST-E | HARRIS    | 08/09/2010 | \$16,026         | \$3,205          | \$12,821       | \$0        |
| PST | 38318    | Larry J. Appelt               | 19630   | 2009-1454-PST-E | LAVACA    | 04/25/2010 | \$26,798         | \$5,359          | \$21,439       | \$0        |
| PST | 37706    | LCG Enterprise, Inc.          | 63159   | 2009-0798-PST-E | TARRANT   | 10/31/2009 | \$3,794          | \$758            | \$3,036        | \$0        |
| PST | 31441    | LE, THUY NGA *                | 43106   | 2006-1791-PST-E | ORANGE    | 02/27/2010 | \$6,895          | \$0              | \$6,895        | \$0        |
| PST | 35943    | LEEMAK 529 LLC                | 69783   | 2008-0865-PST-E | HARRIS    | 06/26/2010 | \$62,316         | \$0              | \$31,158       | \$31,158   |
| PST | 38110    | Leo Group, Inc.               | 40591   | 2009-1273-PST-E | HARRIS    | 03/08/2010 | \$8,184          | \$1,636          | \$6,548        | \$0        |
| PST | 37956    | LIND, ELLA L                  | 83593   | 2009-1102-PST-E | TRAVIS    | 04/11/2010 | \$3,850          | \$0              | \$3,850        | \$0        |
| PST | 37601    | Little Star Inc.              | 49049   | 2009-0707-PST-E | GALVESTON | 09/21/2009 | \$3,096          | \$619            | \$2,477        | \$0        |
| PST | 37909    | Longpoint Enterprises, Inc.   | 36603   | 2009-1029-PST-E | HARRIS    | 02/07/2010 | \$20,894         | \$4,178          | \$16,716       | \$0        |
| PST | 38784    | LOPEZ, RUBEN                  | 73768   | 2009-1936-PST-E | DIMMIT    | 08/09/2010 | \$6,096          | \$0              | \$6,096        | \$0        |
| PST | 38003    | Lu Thi Pham                   | 24134   | 2009-1150-PST-E | JEFFERSON | 05/15/2010 | \$6,300          | \$0              | \$6,300        | \$0        |
| PST | 39046    | LUJAN, RICHARD J              | 6438    | 2010-0155-PST-E | LUBBOCK   | 07/11/2010 | \$1,750          | \$0              | \$1,750        | \$0        |
| PST | 38074    | LUU, KATHY                    | 40177   | 2009-1229-PST-E | HARRIS    | 03/08/2010 | \$3,149          | \$630            | \$2,519        | \$0        |
| PST | 38900    | LY, BEN                       | 68860   | 2009-2085-PST-E | HARRIS    | 06/26/2010 | \$5,770          | \$1,154          | \$4,616        | \$0        |
| PST | 38809    | M & F Holdings, Inc.          | 424     | 2009-1971-PST-E | HARRIS    | 06/26/2010 | \$7,268          | \$1,453          | \$5,815        | \$0        |
| PST | 38270    | M & F, Inc.                   | 74164   | 2009-1393-PST-E | HARRIS    | 07/31/2010 | \$4,696          | \$0              | \$4,696        | \$0        |
| PST | 39180    | M & M Brother Corporation     | 72075   | 2010-0246-PST-E | HARRIS    | 08/21/2010 | \$12,348         | \$2,469          | \$9,879        | \$0        |
| PST | 39365    | M & S Business Corporation    | 35151   | 2010-0461-PST-E | HARRIS    | 08/30/2010 | \$5,951          | \$1,190          | \$4,761        | \$0        |

\* There are Multiple Respondent Names associated to this Case No.



**TCEQ**  
Singles Program

**Appendix 5: List of Administrative Orders Issued FY2010**

Date Range Selected : 09/01/2009 - 8/31/2010

| PGM | Case No. | Respondent Name                                   | TCEQ ID | Docket#         | County      | Order Date | Penalty Assessed | Penalty Deferred | Payable Amount | SEP Offset |
|-----|----------|---|---------|-----------------|-------------|------------|------------------|------------------|----------------|------------|
| PST | 38943    | M. Dumia, Inc.                                    | 44364   | 2010-0129-PST-E | HARRIS      | 08/09/2010 | \$6,517          | \$1,303          | \$5,214        | \$0        |
| PST | 35625    | M.Y.M. Investment Inc. dba Kwik & Save Food Store | 45095   | 2008-0532-PST-E | HARRIS      | 08/09/2010 | \$5,364          | \$0              | \$5,364        | \$0        |
| PST | 38866    | MANJARI INC                                       | 51520   | 2009-2015-PST-E | PARKER      | 07/11/2010 | \$7,897          | \$1,579          | \$6,318        | \$0        |
| PST | 37489    | Mansour Ghaith *                                  | 5690    | 2009-0565-PST-E | TARRANT     | 09/21/2009 | \$5,976          | \$1,195          | \$4,781        | \$0        |
| PST | 37370    | Maredia Inc                                       | 652     | 2009-0420-PST-E | GRIMES      | 10/18/2009 | \$19,701         | \$3,940          | \$15,761       | \$0        |
| PST | 37965    | MARIAM, KIDANE                                    | 40235   | 2009-1098-PST-E | DALLAS      | 11/27/2009 | \$6,140          | \$1,228          | \$4,912        | \$0        |
| PST | 35861    | Mary Automotive, Inc.                             | 41920   | 2008-0776-PST-E | DALLAS      | 12/12/2009 | \$6,850          | \$0              | \$6,850        | \$0        |
| PST | 37623    | Maryem Shams, Inc.                                | 18867   | 2009-0710-PST-E | MCLENNAN    | 01/28/2010 | \$2,735          | \$547            | \$2,188        | \$0        |
| PST | 36130    | Mattie Novosad                                    | 41621   | 2008-1068-PST-E | BELL        | 10/24/2009 | \$7,875          | \$0              | \$7,875        | \$0        |
| PST | 27285    | MCADAMS, ROBERT                                   | 29501   | 2008-1490-PST-E | HENDERSON   | 05/09/2010 | \$46,145         | \$0              | \$46,145       | \$0        |
| PST | 37700    | MCLARRIN, WILLIAM RANDLE                          | 48760   | 2009-0556-PST-E | SAN JACINTO | 02/17/2010 | \$5,600          | \$0              | \$5,600        | \$0        |
| PST | 37666    | McMahan General Store, LLC                        | 73339   | 2009-0762-PST-E | CALDWELL    | 06/26/2010 | \$7,210          | \$0              | \$7,210        | \$0        |
| PST | 37810    | Mel Stevenson & Associates, Inc.                  | 31378   | 2009-0928-PST-E | BEXAR       | 11/27/2009 | \$8,373          | \$1,674          | \$6,699        | \$0        |
| PST | 36544    | MEMON, FARHAN                                     | 39407   | 2008-1564-PST-E | DALLAS      | 04/11/2010 | \$5,046          | \$0              | \$5,046        | \$0        |
| PST | 38938    | META VENTURES INC                                 | 35344   | 2010-0034-PST-E | HARRIS      | 07/11/2010 | \$5,100          | \$1,020          | \$4,080        | \$0        |
| PST | 39283    | MFS Corporation                                   | 20768   | 2010-0412-PST-E | MCLENNAN    | 08/30/2010 | \$4,500          | \$900            | \$3,600        | \$0        |
| PST | 39195    | Midway Petroleum Unit 5, L.P.                     | 74575   | 2010-0283-PST-E | MONTGOMERY  | 08/09/2010 | \$2,222          | \$444            | \$1,778        | \$0        |
| PST | 39007    | Miller of Denton, Ltd.                            | 75063   | 2010-0084-PST-E | DENTON      | 06/04/2010 | \$5,028          | \$1,005          | \$4,023        | \$0        |
| PST | 38621    | MONTEMAYOR, FERNANDO *                            | 45078   | 2009-1801-PST-E | HARRIS      | 06/04/2010 | \$5,250          | \$1,050          | \$4,200        | \$0        |
| PST | 35166    | Moore Larry G                                     | 4034    | 2008-0011-PST-E | PANOLA      | 09/12/2009 | \$3,675          | \$0              | \$3,675        | \$0        |
| PST | 35631    | MORGAN, WAYNE T                                   | 12481   | 2008-0517-PST-E | MORRIS      | 06/24/2010 | \$2,625          | \$0              | \$2,625        | \$0        |
| PST | 38118    | MPA River Oaks Limited Partnership                | 60032   | 2009-1299-PST-E | HARRIS      | 02/07/2010 | \$11,295         | \$2,259          | \$9,036        | \$0        |
| PST | 38813    | MTV Group LLC                                     | 77774   | 2009-1950-PST-E | GALVESTON   | 06/04/2010 | \$9,910          | \$1,982          | \$7,928        | \$0        |
| PST | 37097    | Mudor Rahman, Inc.                                | 24028   | 2009-0118-PST-E | ORANGE      | 04/25/2010 | \$2,055          | \$0              | \$2,055        | \$0        |
| PST | 38146    | Mukhi Petroleum LLC                               | 44573   | 2009-1316-PST-E | TARRANT     | 08/09/2010 | \$2,163          | \$0              | \$2,163        | \$0        |
| PST | 37786    | Munir Nasah                                       | 18892   | 2009-0870-PST-E | MCLENNAN    | 12/18/2009 | \$5,550          | \$1,110          | \$4,440        | \$0        |
| PST | 38517    | Murad Ali Plasticwala                             | 27743   | 2009-1629-PST-E | DALLAS      | 06/18/2010 | \$3,675          | \$735            | \$2,940        | \$0        |
| PST | 38268    | N & D Mekhail Enterprises, Inc.                   | 48763   | 2009-1392-PST-E | HARRIS      | 03/08/2010 | \$2,048          | \$409            | \$1,639        | \$0        |
| PST | 38269    | N#1 Airline Center, Inc.                          | 39651   | 2009-1358-PST-E | HARRIS      | 02/22/2010 | \$3,209          | \$641            | \$2,568        | \$0        |
| PST | 38302    | NANCE, FELIX                                      | 13460   | 2009-1431-PST-E |             | 06/04/2010 | \$2,625          | \$0              | \$2,625        | \$0        |
| PST | 38585    | NASSER, ABU                                       | 27498   | 2009-1724-PST-E | BEXAR       | 06/26/2010 | \$12,033         | \$2,406          | \$9,627        | \$0        |

\* There are Multiple Respondent Names associated to this Case No.





**Singles Program**

**Appendix 5: List of Administrative Orders Issued FY2010**

Date Range Selected : 09/01/2009 - 8/31/2010

| PGM | Case No. | Respondent Name                          | TCEQ ID | Docket#         | County       | Order Date | Penalty Assessed | Penalty Deferred | Payable Amount | SEP Offset |
|-----|----------|--|---------|-----------------|--------------|------------|------------------|------------------|----------------|------------|
| PST | 38190    | National Convenience Stores Incorporated | 35116   | 2009-1368-PST-E | HARRIS       | 04/25/2010 | \$6,221          | \$1,244          | \$2,489        | \$2,488    |
| PST | 39012    | Nausheen, Inc.                           | 39840   | 2010-0087-PST-E | HARRIS       | 08/09/2010 | \$4,907          | \$981            | \$3,926        | \$0        |
| PST | 35840    | NAVARRO, GILBERT                         | 30890   | 2008-0723-PST-E | CROSBY       | 02/17/2010 | \$15,750         | \$0              | \$15,750       | \$0        |
| PST | 39722    | Nazma, LLC.                              | 83372   | 2010-0838-PST-E | HAYS         | 08/30/2010 | \$875            | \$0              | \$875          | \$0        |
| PST | 36574    | Neelam Markets, Inc.                     | 35144   | 2008-1502-PST-E | HARRIS       | 08/30/2010 | \$121,750        | \$0              | \$60,875       | \$60,875   |
| PST | 26124    | Nelco Distributing Co.                   | 28529   | 2005-1223-PST-E | SAN PATRICIO | 10/11/2009 | \$4,200          | \$0              | \$4,200        | \$0        |
| PST | 38612    | NELSON, ROBERT JR                        | 37250   | 2009-1755-PST-E | DALLAS       | 05/09/2010 | \$2,625          | \$525            | \$2,100        | \$0        |
| PST | 37507    | New K & T Quick Stop, Inc                | 65698   | 2009-0578-PST-E | TARRANT      | 10/04/2009 | \$10,416         | \$2,083          | \$8,333        | \$0        |
| PST | 38724    | New Mart Corporation                     | 14941   | 2009-1879-PST-E | FORT BEND    | 05/09/2010 | \$5,168          | \$1,033          | \$4,135        | \$0        |
| PST | 39033    | New Open Pantry, LLC                     | 14927   | 2010-0126-PST-E | DALLAS       | 08/21/2010 | \$5,533          | \$1,106          | \$4,427        | \$0        |
| PST | 38349    | New Star Holdings, L.L.C.                | 66101   | 2009-1462-PST-E | GALVESTON    | 05/09/2010 | \$2,344          | \$468            | \$1,876        | \$0        |
| PST | 36937    | New Way Enterprise Inc.                  | 35274   | 2008-1935-PST-E | BRAZORIA     | 11/07/2009 | \$11,276         | \$0              | \$11,276       | \$0        |
| PST | 36438    | NGUYEN, TUAN                             | 65273   | 2008-1374-PST-E | HARRIS       | 09/21/2009 | \$3,937          | \$0              | \$3,937        | \$0        |
| PST | 38742    | Nhan Thi Tran                            | 11926   | 2009-1870-PST-E | JEFFERSON    | 06/18/2010 | \$2,625          | \$525            | \$2,100        | \$0        |
| PST | 35382    | Nida, Inc.                               | 29294   | 2008-0232-PST-E | HARRIS       | 10/22/2009 | \$4,224          | \$0              | \$4,224        | \$0        |
| PST | 37926    | NIPA ENTERPRISES INC.                    | 60524   | 2009-1073-PST-E | GALVESTON    | 06/04/2010 | \$15,695         | \$0              | \$15,695       | \$0        |
| PST | 37472    | NMAD Enterprises Inc.                    | 12656   | 2009-0513-PST-E | JEFFERSON    | 10/04/2009 | \$15,784         | \$3,156          | \$12,628       | \$0        |
| PST | 36903    | NN Business, Inc.                        | 18571   | 2008-1892-PST-E | NUECES       | 11/13/2009 | \$6,676          | \$0              | \$6,676        | \$0        |
| PST | 38947    | Noble Enterprises, Inc.                  | 35069   | 2010-0035-PST-E | GALVESTON    | 07/11/2010 | \$2,487          | \$497            | \$1,990        | \$0        |
| PST | 39092    | North Texas Fixture Company, Inc.        | 75791   | 2010-0176-PST-E | TARRANT      | 08/09/2010 | \$2,525          | \$505            | \$2,020        | \$0        |
| PST | 39029    | Nueces County                            | 22966   | 2010-0110-PST-E | NUECES       | 08/21/2010 | \$5,125          | \$1,025          | \$0            | \$4,100    |
| PST | 38891    | Nueces Electric Cooperative, Inc.        | 29143   | 2009-2043-PST-E | NUECES       | 06/18/2010 | \$4,131          | \$826            | \$3,305        | \$0        |
| PST | 38238    | OCAMPO, ADAM R                           | 62180   | 2009-1367-PST-E | TARRANT      | 02/22/2010 | \$11,609         | \$2,321          | \$9,288        | \$0        |
| PST | 38616    | Olmos Construction, Inc.                 | 18581   | 2009-1749-PST-E | BEXAR        | 05/09/2010 | \$3,346          | \$669            | \$2,677        | \$0        |
| PST | 38555    | Olympia C-Store Management LLC           | 74065   | 2009-1672-PST-E | TARRANT      | 05/09/2010 | \$5,536          | \$1,107          | \$4,429        | \$0        |
| PST | 38125    | One Tri-State Enterprises, L.L.C.        | 33094   | 2009-1286-PST-E | HARRIS       | 02/07/2010 | \$5,996          | \$1,199          | \$4,797        | \$0        |
| PST | 38153    | Oxford Convenience, Inc.                 | 27149   | 2009-1272-PST-E | DENTON       | 02/22/2010 | \$2,831          | \$566            | \$2,265        | \$0        |
| PST | 38723    | P. L. Lam Corp.                          | 45840   | 2009-1868-PST-E | BASTROP      | 06/04/2010 | \$2,875          | \$575            | \$2,300        | \$0        |
| PST | 38519    | Pacific Convenience & Fuels, LLC         | 45529   | 2009-1647-PST-E | DALLAS       | 06/04/2010 | \$10,571         | \$2,114          | \$8,457        | \$0        |
| PST | 39174    | PARK, CHIWOO                             | 60283   | 2010-0250-PST-E | HARRIS       | 08/21/2010 | \$4,565          | \$913            | \$3,652        | \$0        |
| PST | 37747    | PARK, CHONG C                            | 55446   | 2009-0854-PST-E | HARRIS       | 12/18/2009 | \$9,414          | \$1,882          | \$7,532        | \$0        |
| PST | 36927    | PARK, SOOK                               | 17119   | 2008-1945-PST-E | NUECES       | 04/11/2010 | \$5,000          | \$0              | \$5,000        | \$0        |

\* There are Multiple Respondent Names associated to this Case No.



## Appendix 5: List of Administrative Orders Issued FY2010

Date Range Selected : 09/01/2009 - 8/31/2010

| PGM | Case No. | Respondent Name                        | TCEQ ID | Docket#         | County    | Order Date | Penalty Assessed | Penalty Deferred | Payable Amount | SEP Offset |
|-----|----------|--|---------|-----------------|-----------|------------|------------------|------------------|----------------|------------|
| PST | 37466    | Patton & Dial Quality Oil Company, LLC | 24229   | 2009-0540-PST-E | HOUSTON   | 10/18/2009 | \$14,400         | \$2,880          | \$11,520       | \$0        |
| PST | 38546    | PAYAN, ANDRES                          | 2655    | 2009-1667-PST-E | EL PASO   | 03/20/2010 | \$4,532          | \$906            | \$3,626        | \$0        |
| PST | 37958    | PDRMK Properties I, Ltd.               | 77466   | 2009-1101-PST-E | COOKE     | 12/18/2009 | \$11,724         | \$2,344          | \$9,380        | \$0        |
| PST | 37542    | Petrocapital Management, LLC           | 35088   | 2009-0617-PST-E | GALVESTON | 02/22/2010 | \$4,673          | \$934            | \$3,739        | \$0        |
| PST | 39220    | PETROGAS LLC                           | 72376   | 2010-0305-PST-E | HARRIS    | 08/30/2010 | \$5,848          | \$1,169          | \$4,679        | \$0        |
| PST | 38773    | Petroleum Wholesale, L.P.              | 29860   | 2009-1926-PST-E | HARRIS    | 08/09/2010 | \$3,675          | \$735            | \$2,940        | \$0        |
| PST | 38812    | Petroleum Wholesale, L.P.              | 49945   | 2009-1938-PST-E | TARRANT   | 08/21/2010 | \$5,579          | \$1,115          | \$4,464        | \$0        |
| PST | 35617    | Petroleum Wholesale, L.P.              | 44876   | 2008-0512-PST-E | HARRIS    | 09/21/2009 | \$2,375          | \$0              | \$2,375        | \$0        |
| PST | 36698    | Petroleum Wholesale, L.P.              | 22745   | 2008-1674-PST-E | BASTROP   | 08/30/2010 | \$34,807         | \$0              | \$34,807       | \$0        |
| PST | 38283    | Petroleum Wholesale, L.P.              | 65069   | 2009-1416-PST-E | HARRIS    | 03/20/2010 | \$3,542          | \$708            | \$2,834        | \$0        |
| PST | 27012    | Piazza, Joseph                         | 23635   | 2005-1711-MLM-E | EL PASO   | 12/17/2009 | \$10,800         | \$0              | \$10,800       | \$0        |
| PST | 38754    | Pilot Travel Centers LLC               | 78672   | 2009-1914-PST-E | HARRIS    | 05/09/2010 | \$7,096          | \$1,419          | \$5,677        | \$0        |
| PST | 38816    | Pinak Corporation                      | 70400   | 2009-1983-PST-E | GALVESTON | 07/11/2010 | \$3,076          | \$615            | \$2,461        | \$0        |
| PST | 37913    | Pine Forest Country Club               | 52804   | 2009-1046-PST-E | HARRIS    | 06/04/2010 | \$14,521         | \$2,904          | \$11,617       | \$0        |
| PST | 37836    | PLATIS, JOHN                           | 71362   | 2009-0963-PST-E | HARRIS    | 05/09/2010 | \$10,096         | \$0              | \$10,096       | \$0        |
| PST | 38080    | Post Oak Retailer's Inc.               | 35405   | 2009-1232-PST-E | FORT BEND | 03/20/2010 | \$5,315          | \$1,063          | \$4,252        | \$0        |
| PST | 38453    | PP & MB Corporation                    | 72254   | 2009-1602-PST-E | HARRIS    | 04/25/2010 | \$5,064          | \$1,012          | \$4,052        | \$0        |
| PST | 37209    | Preston Mery Properties, Inc.          | 64308   | 2009-0282-PST-E | WILSON    | 03/20/2010 | \$7,000          | \$0              | \$7,000        | \$0        |
| PST | 39197    | PROBH CORPORATION                      | 42860   | 2010-0278-PST-E | JOHNSON   | 08/30/2010 | \$10,687         | \$2,137          | \$8,550        | \$0        |
| PST | 38380    | PRYOR, MATTHEW A                       | 48133   | 2009-1495-PST-E | JEFFERSON | 07/16/2010 | \$8,925          | \$0              | \$8,925        | \$0        |
| PST | 39003    | PTCAA Texas, L.P.                      | 4953    | 2010-0054-PST-E | ORANGE    | 08/21/2010 | \$11,743         | \$2,348          | \$9,395        | \$0        |
| PST | 38697    | PVSS Enterprises, Inc.                 | 75302   | 2009-1862-PST-E | HARRIS    | 06/04/2010 | \$6,821          | \$1,364          | \$5,457        | \$0        |
| PST | 38444    | Qandil, Inc. *                         | 20379   | 2009-1576-PST-E | BRAZOS    | 08/21/2010 | \$3,625          | \$0              | \$3,625        | \$0        |
| PST | 39069    | Quick Fuel Fleet Services, LLC         | 74348   | 2010-0150-PST-E | TARRANT   | 08/30/2010 | \$18,238         | \$3,647          | \$14,591       | \$0        |
| PST | 38755    | R & D Distributing Ltd                 | 30995   | 2009-1920-PST-E | SHELBY    | 06/26/2010 | \$14,495         | \$2,899          | \$11,596       | \$0        |
| PST | 37447    | R C McBryde Oil Company                | 1620    | 2009-0514-PST-E | KIMBLE    | 06/18/2010 | \$67,600         | \$0              | \$67,600       | \$0        |
| PST | 38573    | R N Business, Inc.                     | 39045   | 2009-1712-PST-E | BRAZORIA  | 06/04/2010 | \$16,214         | \$0              | \$16,214       | \$0        |
| PST | 38803    | R. B. Rogers                           | 62701   | 2009-1967-PST-E | GRAY      | 08/09/2010 | \$2,625          | \$0              | \$2,625        | \$0        |
| PST | 38128    | Raheel & Rida Inc.                     | 27455   | 2009-1282-PST-E | DALLAS    | 03/08/2010 | \$4,053          | \$810            | \$3,243        | \$0        |
| PST | 37086    | Rahisa United, Inc.                    | 77533   | 2009-0137-PST-E | HARRIS    | 09/21/2009 | \$16,242         | \$3,248          | \$12,994       | \$0        |
| PST | 38108    | Reena & Arish Business, Inc.           | 57108   | 2009-1280-PST-E | HARRIS    | 03/08/2010 | \$3,770          | \$754            | \$3,016        | \$0        |
| PST | 38042    | REYES, GILBERT                         | 72395   | 2009-1205-PST-E | EL PASO   | 10/31/2009 | \$875            | \$0              | \$875          | \$0        |
| PST | 38625    | RF FOOD AND GAS, INC.                  | 32238   | 2009-1773-PST-E | BEXAR     | 06/26/2010 | \$6,446          | \$1,289          | \$5,157        | \$0        |

\* There are Multiple Respondent Names associated to this Case No.



**Singles Program**

**Appendix 5: List of Administrative Orders Issued FY2010**

Date Range Selected : 09/01/2009 - 8/31/2010

| PGM | Case No. | Respondent Name                    | TCEQ ID | Docket#         | County    | Order Date | Penalty Assessed | Penalty Deferred | Payable Amount | SEP Offset |
|-----|----------|------------------------------------|---------|-----------------|-----------|------------|------------------|------------------|----------------|------------|
| PST | 38983    | Rio Grande Regional Hospital, Inc. | 44597   | 2010-0071-PST-E | HIDALGO   | 06/18/2010 | \$875            | \$0              | \$875          | \$0        |
| PST | 37820    | Rios Ruben                         | 16398   | 2009-0943-PST-E | NUECES    | 03/28/2010 | \$7,700          | \$0              | \$7,700        | \$0        |
| PST | 36119    | RIVAS, JUAN G                      | 13582   | 2008-1038-PST-E | DALLAS    | 02/07/2010 | \$13,071         | \$0              | \$13,071       | \$0        |
| PST | 37889    | Riz Investment, Inc.               | 66760   | 2009-1019-PST-E | BRAZORIA  | 08/09/2010 | \$7,031          | \$0              | \$7,031        | \$0        |
| PST | 37338    | Road Runner Real Estate Inv Trust  |         | 2009-0405-PST-E | GRAYSON   | 07/16/2010 | \$6,300          | \$0              | \$6,300        | \$0        |
| PST | 35633    | Robertina Haro                     | 62431   | 2008-0534-PST-E | HIDALGO   | 02/07/2010 | \$9,350          | \$0              | \$9,350        | \$0        |
| PST | 38466    | Rosemin Enterprises, Inc.          | 32265   | 2009-1558-PST-E | HARRIS    | 05/09/2010 | \$4,222          | \$844            | \$3,378        | \$0        |
| PST | 38103    | Roshani Enterprises Inc.           | 65568   | 2009-1246-PST-E | DALLAS    | 04/25/2010 | \$4,070          | \$814            | \$3,256        | \$0        |
| PST | 37013    | RSE, Inc.                          | 42276   | 2009-0053-PST-E | DALLAS    | 10/18/2009 | \$2,945          | \$0              | \$2,945        | \$0        |
| PST | 36873    | Rupaul Mini Mart, Inc.             | 67577   | 2008-1844-PST-E | HARRIS    | 10/04/2009 | \$11,320         | \$0              | \$11,320       | \$0        |
| PST | 38423    | RVR Investments, Inc.              | 15606   | 2009-1559-PST-E | DALLAS    | 11/27/2009 | \$3,500          | \$0              | \$3,500        | \$0        |
| PST | 39037    | S.A.R ENTERPRISES, INC.            | 72640   | 2010-0115-PST-E | TARRANT   | 08/21/2010 | \$16,656         | \$3,331          | \$13,325       | \$0        |
| PST | 37848    | SAAJ Corporation                   | 39785   | 2009-0981-PST-E | HARRIS    | 02/07/2010 | \$3,368          | \$673            | \$2,695        | \$0        |
| PST | 38422    | Sac-N-Pac Stores, Inc.             | 62317   | 2009-1537-PST-E | HAYS      | 04/11/2010 | \$6,900          | \$1,380          | \$5,520        | \$0        |
| PST | 38829    | Sada Bahar, Inc.                   | 16571   | 2009-1988-PST-E | ELLIS     | 06/26/2010 | \$4,750          | \$950            | \$3,800        | \$0        |
| PST | 39006    | Sadiq Corporation                  | 33170   | 2010-0085-PST-E | DALLAS    | 08/09/2010 | \$3,728          | \$745            | \$2,983        | \$0        |
| PST | 37630    | Sajida Corporation                 | 26698   | 2009-0731-PST-E | GALVESTON | 12/18/2009 | \$4,771          | \$954            | \$3,817        | \$0        |
| PST | 24699    | Salim Aziz Dossani                 | 59152   | 2008-1254-PST-E | HARRIS    | 02/22/2010 | \$65,088         | \$0              | \$65,088       | \$0        |
| PST | 37698    | Salima Roheen, Inc.                | 40244   | 2009-0788-PST-E | TARRANT   | 12/18/2009 | \$3,820          | \$764            | \$3,056        | \$0        |
| PST | 38701    | SAS HOUSTON PROPERTIES, LLC.       | 23095   | 2009-1856-PST-E | HARRIS    | 06/04/2010 | \$2,795          | \$559            | \$2,236        | \$0        |
| PST | 35644    | Schilling Sierra INC.              | 68014   | 2008-0531-PST-E | HUDSPETH  | 02/27/2010 | \$9,095          | \$0              | \$9,095        | \$0        |
| PST | 38901    | Seis NLSS MG Corporation           | 69782   | 2009-2078-PST-E | BRAZORIA  | 08/21/2010 | \$7,651          | \$1,530          | \$6,121        | \$0        |
| PST | 38568    | SH & PN Investment Group Inc.      | 41224   | 2009-1708-PST-E | HARRIS    | 06/18/2010 | \$11,490         | \$2,298          | \$9,192        | \$0        |
| PST | 35678    | SHAH, MAULESH                      | 6278    | 2008-0565-PST-E | DENTON    | 03/20/2010 | \$4,500          | \$900            | \$3,600        | \$0        |
| PST | 38611    | Shams Enterprises, L.P.            | 26177   | 2009-1761-PST-E | GALVESTON | 06/04/2010 | \$4,283          | \$856            | \$3,427        | \$0        |
| PST | 38152    | Shannon Medical Center             | 48337   | 2009-1298-PST-E | TOM GREEN | 01/28/2010 | \$2,425          | \$485            | \$1,940        | \$0        |
| PST | 38785    | SHAPIRO FAMILY LTD PARTNERSHIP     | 13780   | 2009-1949-PST-E | POTTER    | 08/21/2010 | \$3,575          | \$715            | \$2,860        | \$0        |
| PST | 37424    | Shareef I Enterprises, Inc.        | 33082   | 2009-0483-PST-E | GALVESTON | 09/21/2009 | \$3,071          | \$614            | \$2,457        | \$0        |
| PST | 38104    | Shawna, Inc.                       | 4020    | 2009-1238-PST-E | EASTLAND  | 02/22/2010 | \$2,625          | \$525            | \$2,100        | \$0        |
| PST | 37613    | SHEKHANI, AFZAL                    | 33787   | 2009-0692-PST-E | HARRIS    | 10/11/2009 | \$6,728          | \$0              | \$6,728        | \$0        |
| PST | 39072    | SHIWAKOTI, BISHNU                  | 33196   | 2010-0160-PST-E | DALLAS    | 07/11/2010 | \$2,938          | \$587            | \$2,351        | \$0        |
| PST | 36849    | Sindlo, Inc.                       | 69987   | 2008-1825-PST-E | HARRIS    | 12/03/2009 | \$2,884          | \$0              | \$2,884        | \$0        |
| PST | 38083    | SINGH, AMRIK                       | 29847   | 2009-1226-PST-E | GALVESTON | 05/15/2010 | \$5,500          | \$0              | \$5,500        | \$0        |

\* There are Multiple Respondent Names associated to this Case No.



**Singles Program**

**Appendix 5: List of Administrative Orders Issued FY2010**

Date Range Selected : 09/01/2009 - 8/31/2010

| PGM | Case No. | Respondent Name                       | TCEQ ID | Docket#         | County     | Order Date | Penalty Assessed | Penalty Deferred | Payable Amount | SEP Offset |
|-----|----------|---------------------------------------|---------|-----------------|------------|------------|------------------|------------------|----------------|------------|
| PST | 38556    | Six Knastars, Inc                     | 48125   | 2009-1754-PST-E | FORT BEND  | 04/25/2010 | \$3,583          | \$716            | \$2,867        | \$0        |
| PST | 38729    | SKY2C INC                             | 70019   | 2009-1888-PST-E | HARRIS     | 06/04/2010 | \$3,991          | \$798            | \$3,193        | \$0        |
| PST | 39204    | Skyland Gas, Inc                      | 32214   | 2010-0331-PST-E | HARRIS     | 08/21/2010 | \$3,878          | \$775            | \$3,103        | \$0        |
| PST | 37559    | SL Horizon, LLC                       | 56859   | 2009-0635-PST-E | LUBBOCK    | 11/13/2009 | \$20,502         | \$4,100          | \$16,402       | \$0        |
| PST | 38836    | SMHS 1 INC                            | 27485   | 2009-1996-PST-E | TARRANT    | 06/18/2010 | \$10,220         | \$2,044          | \$8,176        | \$0        |
| PST | 36328    | Song Yoon Soo                         | 70271   | 2008-1288-PST-E | HARRIS     | 05/09/2010 | \$13,839         | \$0              | \$13,839       | \$0        |
| PST | 38005    | Southern Tank Transport, Inc.         | 75421   | 2009-1159-PST-E | COMAL      | 01/28/2010 | \$7,500          | \$1,500          | \$6,000        | \$0        |
| PST | 37774    | Spanky's Wrecker Service Incorporated | 20548   | 2009-0863-PST-E | JEFFERSON  | 11/27/2009 | \$5,250          | \$1,050          | \$4,200        | \$0        |
| PST | 38936    | Star 1485 West, Inc.                  | 44259   | 2009-2056-PST-E | MONTGOMERY | 08/09/2010 | \$8,250          | \$1,650          | \$6,600        | \$0        |
| PST | 38571    | Star Fuels, Inc.                      | 26734   | 2009-1736-PST-E | HARRIS     | 06/04/2010 | \$2,446          | \$489            | \$1,957        | \$0        |
| PST | 37193    | Star Fuels, Inc.                      | 26344   | 2009-0273-PST-E | HARRIS     | 02/22/2010 | \$11,596         | \$0              | \$11,596       | \$0        |
| PST | 36905    | Star Fuels, Inc.                      | 23115   | 2008-1886-PST-E | HARRIS     | 02/07/2010 | \$6,075          | \$0              | \$6,075        | \$0        |
| PST | 38691    | Star Fuels, Inc.                      | 30587   | 2009-1826-PST-E | HARRIS     | 06/26/2010 | \$8,802          | \$1,760          | \$7,042        | \$0        |
| PST | 39230    | Steinhagen Oil Company, Inc.          | 9315    | 2010-0420-PST-E | ORANGE     | 08/09/2010 | \$4,554          | \$910            | \$3,644        | \$0        |
| PST | 39269    | Steinhagen Oil Company, Inc.          | 28671   | 2010-0320-PST-E | JEFFERSON  | 08/21/2010 | \$3,497          | \$699            | \$2,798        | \$0        |
| PST | 38464    | STELLA LINK BUSINESS LLC              | 63909   | 2009-1601-PST-E | HARRIS     | 02/22/2010 | \$2,368          | \$473            | \$1,895        | \$0        |
| PST | 37703    | STEPHENSON, MICHAEL G                 | 28210   | 2009-0799-PST-E | MIDLAND    | 06/04/2010 | \$17,564         | \$3,512          | \$14,052       | \$0        |
| PST | 37716    | STEWART, DONALD                       | 9518    | 2009-0816-PST-E | KENEDY     | 07/08/2010 | \$8,925          | \$0              | \$8,925        | \$0        |
| PST | 36023    | SUPERIOR GROCERS, INC                 | 11375   | 2008-0947-PST-E | JOHNSON    | 11/13/2009 | \$20,148         | \$4,029          | \$16,119       | \$0        |
| PST | 38657    | SYED & NASRU ENTERPRISES, INC.        | 63985   | 2009-1751-PST-E | HARRIS     | 08/30/2010 | \$6,706          | \$0              | \$6,706        | \$0        |
| PST | 37388    | Tammy Jenkins *                       | 10105   | 2009-0456-PST-E | HOOD       | 07/31/2010 | \$2,625          | \$0              | \$2,625        | \$0        |
| PST | 38155    | Tarpley, Inc.                         | 19816   | 2009-1349-PST-E | MEDINA     | 04/11/2010 | \$12,584         | \$2,516          | \$10,068       | \$0        |
| PST | 39260    | TAWAKUL INVESTMENTS INC               | 38762   | 2010-0338-PST-E | DALLAS     | 08/21/2010 | \$4,025          | \$805            | \$3,220        | \$0        |
| PST | 36411    | TCS 1 MANAGEMENT COMPANY, L.L.C.      | 54144   | 2008-1327-PST-E | ORANGE     | 10/31/2009 | \$7,650          | \$0              | \$7,650        | \$0        |
| PST | 37739    | Texas Petroleum Group, LLC            | 52784   | 2009-0835-PST-E | HARRIS     | 11/27/2009 | \$3,750          | \$750            | \$3,000        | \$0        |
| PST | 39061    | Thalji Enterprises, Inc.              | 26726   | 2010-0139-PST-E | GALVESTON  | 07/11/2010 | \$3,301          | \$660            | \$2,641        | \$0        |
| PST | 38403    | The Express 146 Enterprise Inc        | 74344   | 2009-1548-PST-E | GALVESTON  | 06/04/2010 | \$2,910          | \$582            | \$2,328        | \$0        |
| PST | 38512    | The Machi Corporation                 | 42129   | 2009-1655-PST-E | TARRANT    | 04/11/2010 | \$2,625          | \$525            | \$2,100        | \$0        |
| PST | 39342    | Tien Shan, Inc.                       | 69779   | 2010-0450-PST-E | HARRIS     | 08/30/2010 | \$1,070          | \$214            | \$856          | \$0        |
| PST | 39470    | Tiger Holdings, Inc.                  | 71658   | 2010-0626-PST-E | BRAZOS     | 08/21/2010 | \$3,500          | \$0              | \$3,500        | \$0        |
| PST | 37377    | TMT, Inc.                             | 66446   | 2009-0436-PST-E | DALLAS     | 09/21/2009 | \$4,071          | \$814            | \$3,257        | \$0        |
| PST | 38516    | Tori Rose Land, Inc.                  | 52265   | 2009-1630-PST-E | COLLIN     | 04/11/2010 | \$2,683          | \$536            | \$2,147        | \$0        |

\* There are Multiple Respondent Names associated to this Case No.



**TCEQ**  
Singles Program

**Appendix 5: List of Administrative Orders Issued FY2010**

Date Range Selected : 09/01/2009 - 8/31/2010

| PGM | Case No. | Respondent Name                               | TCEQ ID | Docket#         | County         | Order Date | Penalty Assessed | Penalty Deferred | Payable Amount | SEP Offset |
|-----|----------|---|---------|-----------------|----------------|------------|------------------|------------------|----------------|------------|
| PST | 38132    | TOUCEDO, PAUL                                 | 15954   | 2009-1296-PST-E | HUNT           | 05/15/2010 | \$2,625          | \$0              | \$2,625        | \$0        |
| PST | 38805    | Town & Country Market, LLC                    | 75950   | 2009-1968-PST-E | HARRIS         | 06/26/2010 | \$3,330          | \$666            | \$2,664        | \$0        |
| PST | 31760    | TREVINO, EULALIO                              | 34606   | 2006-1845-PST-E | FRIO           | 11/07/2009 | \$5,775          | \$0              | \$5,775        | \$0        |
| PST | 39035    | Tristar Convenience Stores, Inc.              | 66831   | 2010-0116-PST-E | HARRIS         | 08/09/2010 | \$2,109          | \$421            | \$1,688        | \$0        |
| PST | 38067    | Twister Investment, Inc.                      | 76170   | 2009-1211-PST-E | MONTGOME<br>RY | 12/18/2009 | \$7,980          | \$1,596          | \$6,384        | \$0        |
| PST | 37711    | U S Capital Investments LLC                   | 72153   | 2009-0834-PST-E | TARRANT        | 12/18/2009 | \$4,846          | \$969            | \$3,877        | \$0        |
| PST | 38999    | UNITED FA & S ENTERPRISE INC                  | 79656   | 2010-0078-PST-E | HARRIS         | 08/09/2010 | \$8,500          | \$1,700          | \$6,800        | \$0        |
| PST | 38085    | United Parcel Service, Inc.                   | 24414   | 2009-1240-PST-E | EL PASO        | 03/08/2010 | \$4,417          | \$883            | \$3,534        | \$0        |
| PST | 39678    | United Parcel Service, Inc.                   | 24420   | 2010-0772-PST-E | LUBBOCK        | 08/21/2010 | \$1,750          | \$0              | \$1,750        | \$0        |
| PST | 39509    | United Supermarkets, L.L.C.                   | 74538   | 2010-0605-PST-E | LUBBOCK        | 08/09/2010 | \$1,750          | \$0              | \$1,750        | \$0        |
| PST | 37789    | University Behavioral Health of El Paso, LLC  | 22385   | 2009-0919-PST-E | EL PASO        | 10/04/2009 | \$2,450          | \$0              | \$2,450        | \$0        |
| PST | 38477    | Uppal Brothers, Inc.                          | 44704   | 2009-1611-PST-E | TARRANT        | 04/25/2010 | \$13,682         | \$2,736          | \$10,946       | \$0        |
| PST | 36018    | USA Developers LLC                            | 32899   | 2008-0992-PST-E |                | 05/29/2010 | \$3,675          | \$0              | \$3,675        | \$0        |
| PST | 38055    | V & SS Enterprises, L.L.C.                    | 68487   | 2009-1189-PST-E | FORT BEND      | 12/18/2009 | \$7,349          | \$1,469          | \$5,880        | \$0        |
| PST | 38148    | V D N Enterprises, Inc.                       | 31562   | 2009-1311-PST-E | LIBERTY        | 05/01/2010 | \$7,721          | \$0              | \$7,721        | \$0        |
| PST | 34891    | Vance Ronnie                                  | 4367    | 2007-1779-PST-E | JONES          | 10/31/2009 | \$5,250          | \$1,650          | \$3,600        | \$0        |
| PST | 37018    | VELA, JAIME                                   | 53995   | 2009-0062-PST-E | ZAPATA         | 03/28/2010 | \$6,300          | \$0              | \$6,300        | \$0        |
| PST | 37670    | Victoria Momin, Inc.                          | 32802   | 2009-0763-PST-E | HARRIS         | 11/13/2009 | \$10,459         | \$2,091          | \$8,368        | \$0        |
| PST | 37861    | Virani Nazlin A                               | 39292   | 2009-0933-PST-E | BEXAR          | 12/18/2009 | \$8,196          | \$1,639          | \$6,557        | \$0        |
| PST | 38994    | VNR Enterprises Inc.                          | 39041   | 2010-0077-PST-E | GALVESTON      | 06/26/2010 | \$5,519          | \$1,103          | \$4,416        | \$0        |
| PST | 38060    | VSNB, LLC                                     | 57397   | 2009-1196-PST-E | HARRIS         | 01/28/2010 | \$2,557          | \$511            | \$2,046        | \$0        |
| PST | 38087    | W & J Investment, Inc.                        | 69947   | 2009-1195-PST-E | HARRIS         | 02/07/2010 | \$3,071          | \$614            | \$2,457        | \$0        |
| PST | 38304    | W & J Investment, Inc.                        | 73918   | 2009-1409-PST-E | HARRIS         | 03/20/2010 | \$2,376          | \$475            | \$1,901        | \$0        |
| PST | 37840    | WAHAB, ZIA                                    | 51521   | 2009-0946-PST-E | DALLAS         | 02/07/2010 | \$21,424         | \$4,284          | \$17,140       | \$0        |
| PST | 37245    | Wajed Ent. Inc.                               | 71293   | 2009-0308-PST-E | HARRIS         | 03/08/2010 | \$10,729         | \$0              | \$10,729       | \$0        |
| PST | 38681    | WALIA, SURJIT SINGH                           | T002648 | 2009-1853-PST-E | GALVESTON      | 06/24/2010 | \$4,834          | \$0              | \$4,834        | \$0        |
| PST | 38433    | WALKER, LEE A *                               | 79856   | 2009-1588-PST-E | VAL VERDE      | 04/11/2010 | \$2,625          | \$525            | \$2,100        | \$0        |
| PST | 37411    | Wanda J Noah                                  | 10108   | 2009-0471-PST-E | HOOD           | 10/04/2009 | \$3,575          | \$715            | \$2,860        | \$0        |
| PST | 38680    | Warm Springs Rehabilitation Hospitals, Inc. * | 62473   | 2009-1825-PST-E | BEXAR          | 07/11/2010 | \$8,000          | \$1,600          | \$6,400        | \$0        |
| PST | 37551    | We Are Crazy, Inc.                            | 68602   | 2009-0637-PST-E | ORANGE         | 02/17/2010 | \$8,873          | \$0              | \$8,873        | \$0        |
| PST | 39085    | WESTSTAR SUNSHINE INC                         | 66064   | 2010-0105-PST-E | BRAZORIA       | 08/09/2010 | \$32,631         | \$6,526          | \$26,105       | \$0        |

\* There are Multiple Respondent Names associated to this Case No.



**TCEQ**  
Singles Program

**Appendix 5: List of Administrative Orders Issued FY2010**

Date Range Selected : 09/01/2009 - 8/31/2010

| PGM                           | Case No. | Respondent Name             | TCEQ ID | Docket#         | County       | Order Date    | Penalty Assessed   | Penalty Deferred | Payable Amount     | SEP Offset       |
|-------------------------------|----------|-----------------------------|---------|-----------------|--------------|---------------|--------------------|------------------|--------------------|------------------|
| PST                           | 35297    | WILEY, MIKE A               |         | 2008-0155-PST-E | JASPER       | 10/04/2009    | \$11,000           | \$0              | \$11,000           | \$0              |
| PST                           | 38462    | WWY Inc.                    | 42960   | 2009-1587-PST-E | DALLAS       | 03/08/2010    | \$3,865            | \$773            | \$3,092            | \$0              |
| PST                           | 38079    | YARBROUGH, LUTHER G *       | 30263   | 2009-1231-PST-E | HARRIS       | 04/09/2010    | \$5,500            | \$0              | \$5,500            | \$0              |
| PST                           | 37535    | Yoonason, LLC               | 63258   | 2009-0610-PST-E | DALLAS       | 10/18/2009    | \$7,747            | \$1,549          | \$6,198            | \$0              |
| PST                           | 38878    | ZAFAR INC                   | 17743   | 2009-2060-PST-E | HARRIS       | 06/18/2010    | \$7,067            | \$1,413          | \$5,654            | \$0              |
| PST                           | 38576    | ZAZ, Inc.                   | 10895   | 2009-1713-PST-E | DALLAS       | 05/09/2010    | \$4,842            | \$968            | \$3,874            | \$0              |
| PST                           | 37506    | Zeba, Inc.                  | 68659   | 2009-0586-PST-E | SAN PATRICIO | 10/18/2009    | \$2,625            | \$525            | \$2,100            | \$0              |
| PST                           | 38808    | ZENU & NILU ENTERPRISE INC. | 66023   | 2009-1919-PST-E | HARRIS       | 08/09/2010    | \$3,315            | \$663            | \$2,652            | \$0              |
| <b>PST Orders Issued: 395</b> |          |                             |         |                 |              | <b>Total:</b> | <b>\$3,024,824</b> | <b>\$373,112</b> | <b>\$2,534,871</b> | <b>\$116,841</b> |

\* There are Multiple Respondent Names associated to this Case No.



**TCEQ**  
Singles Program

**Appendix 5: List of Administrative Orders Issued FY2010**

Date Range Selected : 09/01/2009 - 8/31/2010

| PGM | Case No. | Respondent Name   | TCEQ ID | Docket#         | County       | Order Date | Penalty Assessed | Penalty Deferred | Payable Amount | SEP Offset |
|-----|----------|---|---------|-----------------|--------------|------------|------------------|------------------|----------------|------------|
| PWS | 38037    | A. & P. Water Supply Corporation                                    | 1830017 | 2009-1208-PWS-E | PANOLA       | 03/08/2010 | \$413            | \$82             | \$331          | \$0        |
| PWS | 37709    | ABDELHAK, MARDOCHE  | 0150131 | 2009-0804-PWS-E | BEXAR        | 02/22/2010 | \$2,533          | \$506            | \$2,027        | \$0        |
| PWS | 14329    | ALDERS, WELDON W  | 1460098 | 2008-0362-MLM-E | LIBERTY      | 12/18/2009 | \$61,390         | \$0              | \$61,390       | \$0        |
| PWS | 38420    | Alexander Moulding Mill Company                                     | 0970010 | 2009-1553-PWS-E | HAMILTON     | 02/07/2010 | \$4,789          | \$0              | \$4,789        | \$0        |
| PWS | 38514    | Al's Investments Inc DBA Al's North Texas Property Management, Inc. | 2490074 | 2009-1658-PWS-E | WISE         | 04/11/2010 | \$535            | \$107            | \$428          | \$0        |
| PWS | 37547    | Amistad Lago Villa Homeowner's Association, Inc.                    | 2330055 | 2009-0630-PWS-E | VAL VERDE    | 10/04/2009 | \$2,622          | \$524            | \$2,098        | \$0        |
| PWS | 37973    | AMK Properties L L C  | 0820017 | 2009-1123-PWS-E | FRIO         | 04/09/2010 | \$3,599          | \$0              | \$3,599        | \$0        |
| PWS | 38396    | Aqua Texas, Inc.  | 2270282 | 2009-1533-PWS-E | TRAVIS       | 04/25/2010 | \$1,975          | \$395            | \$1,580        | \$0        |
| PWS | 39693    | ARMSTRONG, MARK E   |         | 2010-0789-WOC-E | GRAYSON      | 08/30/2010 | \$210            | \$0              | \$210          | \$0        |
| PWS | 37494    | BABB, TERRY L SR  | 1070024 | 2009-0569-MLM-E | HENDERSON    | 03/14/2010 | \$7,537          | \$0              | \$7,537        | \$0        |
| PWS | 38801    | BALL DWIGHT AND BALL LINDA  | 1013249 | 2009-1966-PWS-E | HARRIS       | 06/26/2010 | \$125            | \$25             | \$100          | \$0        |
| PWS | 36618    | BARNETT, NORMAN   | 1011183 | 2008-1620-PWS-E | HARRIS       | 09/20/2009 | \$614            | \$0              | \$614          | \$0        |
| PWS | 37296    | Barranca Corporation  | 0710121 | 2009-0369-PWS-E | EL PASO      | 02/22/2010 | \$4,673          | \$934            | \$3,739        | \$0        |
| PWS | 38119    | Beechwood WSC   | 2020014 | 2009-1279-PWS-E | SABINE       | 12/18/2009 | \$1,429          | \$285            | \$1,144        | \$0        |
| PWS | 39763    | BICKHAM, DANIEL W   |         | 2010-0874-WOC-E | SAN PATRICIO | 08/30/2010 | \$210            | \$0              | \$210          | \$0        |
| PWS | 37608    | Blanca Cruz   | 0100084 | 2009-0695-PWS-E | BANDERA      | 04/11/2010 | \$2,535          | \$0              | \$2,535        | \$0        |
| PWS | 37833    | BOCKMON, RICKEY G   |         | 2009-0957-WOC-E | LUBBOCK      | 09/21/2009 | \$210            | \$0              | \$210          | \$0        |
| PWS | 37495    | BRADEN, MARIE   | 1500113 | 2009-0596-PWS-E | LLANO        | 10/04/2009 | \$562            | \$112            | \$450          | \$0        |
| PWS | 38048    | Brandon-Irene Water Supply Corporation                              | 1090018 | 2009-1242-PWS-E | HILL         | 02/22/2010 | \$500            | \$100            | \$400          | \$0        |
| PWS | 37841    | Buchanan Lake Village, Inc.   | 1500003 | 2009-0971-PWS-E | LLANO        | 12/18/2009 | \$856            | \$171            | \$685          | \$0        |
| PWS | 37229    | Cain Addition HomeOwners Association CAHA                           | 1370036 | 2009-0320-PWS-E | KLEBERG      | 10/11/2009 | \$3,300          | \$0              | \$3,300        | \$0        |
| PWS | 36058    | Cain Addition HomeOwners Association CAHA *                         | 1370036 | 2009-1069-UCR-E | KLEBERG      | 02/10/2010 | \$0              | \$0              | \$0            | \$0        |
| PWS | 36058    | Cain Addition HomeOwners Association CAHA *                         | 1370036 | 2009-1069-UCR-E |              | 09/09/2009 | \$0              | \$0              | \$0            | \$0        |
| PWS | 36058    | Cain Addition HomeOwners Association CAHA *                         | 1370036 | 2009-1069-UCR-E | KLEBERG      | 01/07/2010 | \$0              | \$0              | \$0            | \$0        |
| PWS | 38265    | CANTU, REYES  | 1520251 | 2009-1408-PWS-E | LUBBOCK      | 02/07/2010 | \$265            | \$53             | \$212          | \$0        |
| PWS | 38488    | Caverns Inn Restaurant & Motel, Inc. *                              | 1300028 | 2009-1627-PWS-E | KENDALL      | 05/09/2010 | \$4,401          | \$0              | \$4,401        | \$0        |
| PWS | 38837    | Central Bosque Water Supply Corporation                             | 1550061 | 2009-2014-PWS-E | MCLENNAN     | 05/09/2010 | \$129            | \$25             | \$104          | \$0        |
| PWS | 39853    | CHILDERS, KENNY   |         | 2010-0964-WOC-E |              | 08/30/2010 | \$210            | \$0              | \$210          | \$0        |

\* There are Multiple Respondent Names associated to this Case No.



**Singles Program**

**Appendix 5: List of Administrative Orders Issued FY2010**

Date Range Selected : 09/01/2009 - 8/31/2010

| PGM | Case No. | Respondent Name                          | TCEQ ID     | Docket#         | County    | Order Date | Penalty Assessed | Penalty Deferred | Payable Amount | SEP Offset |
|-----|----------|--|-------------|-----------------|-----------|------------|------------------|------------------|----------------|------------|
| PWS | 38959    | Childress Creek Water Supply Corporation | 0180026     | 2010-0040-PWS-E | BOSQUE    | 07/11/2010 | \$6,340          | \$0              | \$0            | \$6,340    |
| PWS | 38967    | Circle T Promotions, Ltd.                | 0970015     | 2010-0064-PWS-E | HAMILTON  | 08/09/2010 | \$1,264          | \$252            | \$1,012        | \$0        |
| PWS | 35781    | City Int'l., Ltd.                        | 1012512     | 2008-0680-PWS-E | HARRIS    | 03/08/2010 | \$520            | \$0              | \$520          | \$0        |
| PWS | 38592    | City of Austin                           | 2270001     | 2009-1734-PWS-E | TRAVIS    | 05/09/2010 | \$570            | \$114            | \$456          | \$0        |
| PWS | 38541    | City of Austwell                         | 1960006     | 2009-1683-PWS-E | REFUGIO   | 05/09/2010 | \$267            | \$0              | \$267          | \$0        |
| PWS | 37656    | City of Beeville                         | 0130001     | 2009-0754-PWS-E | BEE       | 11/13/2009 | \$5,161          | \$0              | \$5,161        | \$0        |
| PWS | 38578    | City of Berryville                       | 1070205     | 2009-1728-PWS-E | HENDERSON | 04/11/2010 | \$305            | \$61             | \$244          | \$0        |
| PWS | 37569    | City of Blanco                           | 0160002     | 2009-0655-PWS-E | BLANCO    | 09/21/2009 | \$397            | \$0              | \$397          | \$0        |
| PWS | 39511    | City of Bruceville Eddy                  | 1550024     | 2010-0600-PWS-E | MCLENNAN  | 08/30/2010 | \$282            | \$56             | \$226          | \$0        |
| PWS | 38214    | City of Bryan                            | 0210001     | 2009-1465-PWS-E | BRAZOS    | 03/20/2010 | \$4,341          | \$868            | \$3,473        | \$0        |
| PWS | 37661    | City of Cameron                          | 1660001     | 2009-0755-PWS-E | MILAM     | 11/13/2009 | \$3,264          | \$652            | \$2,612        | \$0        |
| PWS | 39027    | City of Center                           | 2100001     | 2010-0104-PWS-E | SHELBY    | 08/30/2010 | \$10,075         | \$2,015          | \$8,060        | \$0        |
| PWS | 36564    | City of Corpus Christi                   | 1780003     | 2008-1521-MLM-E | NUECES    | 02/22/2010 | \$10,481         | \$0              | \$0            | \$10,481   |
| PWS | 38413    | City of Crystal City                     | 2540001     | 2009-1560-PWS-E | ZAVALA    | 03/20/2010 | \$856            | \$171            | \$685          | \$0        |
| PWS | 25477    | City Of Edgewood                         | WQ001464800 | 2009-0589-PWS-E | VAN ZANDT | 10/04/2009 | \$2,160          | \$0              | \$0            | \$2,160    |
| PWS | 37428    | City of Edmonson                         | 0950015     | 2009-0495-PWS-E | HALE      | 10/04/2009 | \$210            | \$42             | \$168          | \$0        |
| PWS | 35996    | City of Elsa                             | 1080005     | 2008-0915-PWS-E | HIDALGO   | 09/21/2009 | \$10,782         | \$0              | \$10,782       | \$0        |
| PWS | 37422    | City of Emory                            | 1900001     | 2009-0485-PWS-E | RAINS     | 10/18/2009 | \$19,430         | \$0              | \$0            | \$19,430   |
| PWS | 29904    | City of Evant                            | 0500015     | 2009-1356-PWS-E | CORYELL   | 03/08/2010 | \$1,872          | \$0              | \$1,872        | \$0        |
| PWS | 37473    | City of Granite Shoals                   | 0270049     | 2009-0547-PWS-E | BURNET    | 10/04/2009 | \$1,330          | \$0              | \$0            | \$1,330    |
| PWS | 38902    | City of Gustine                          | 0470003     | 2009-2080-PWS-E | COMANCHE  | 08/30/2010 | \$2,675          | \$0              | \$2,675        | \$0        |
| PWS | 38972    | CITY OF HENRIETTA                        | 0390001     | 2010-0057-PWS-E | CLAY      | 06/04/2010 | \$660            | \$132            | \$528          | \$0        |
| PWS | 16926    | City of Huxley                           | 2100019     | 2009-0493-PWS-E | SHELBY    | 10/04/2009 | \$2,745          | \$0              | \$0            | \$2,745    |
| PWS | 38145    | City of Kemp                             | 1290004     | 2009-1309-PWS-E | KAUFMAN   | 01/28/2010 | \$630            | \$126            | \$504          | \$0        |
| PWS | 37299    | City of La Villa                         | 1080023     | 2009-0370-PWS-E | HIDALGO   | 02/07/2010 | \$3,172          | \$0              | \$0            | \$3,172    |
| PWS | 27681    | City of Marlin                           | 0730002     | 2005-2035-PWS-E | FALLS     | 12/18/2009 | \$43,880         | \$0              | \$0            | \$43,880   |
| PWS | 38898    | City of Murchison                        | 1070027     | 2009-2081-PWS-E | HENDERSON | 06/04/2010 | \$635            | \$0              | \$635          | \$0        |
| PWS | 36669    | City of Overton                          | 2010002     | 2008-1650-PWS-E | RUSK      | 02/07/2010 | \$2,108          | \$0              | \$2,108        | \$0        |
| PWS | 37708    | City of Palestine                        | 0010001     | 2009-0817-PWS-E | ANDERSON  | 02/22/2010 | \$11,285         | \$0              | \$0            | \$11,285   |
| PWS | 37382    | City of Petrolia                         | 0390002     | 2009-0458-PWS-E | CLAY      | 09/21/2009 | \$1,008          | \$201            | \$807          | \$0        |
| PWS | 39091    | City of Rose City                        | 1810139     | 2010-0202-PWS-E | ORANGE    | 06/26/2010 | \$457            | \$0              | \$457          | \$0        |
| PWS | 38019    | City of Rotan                            | 0760002     | 2009-1176-PWS-E | FISHER    | 11/13/2009 | \$2,677          | \$535            | \$2,142        | \$0        |

\* There are Multiple Respondent Names associated to this Case No.





**Singles Program**

**Appendix 5: List of Administrative Orders Issued FY2010**

Date Range Selected : 09/01/2009 - 8/31/2010

| PGM | Case No. | Respondent Name                          | TCEQ ID | Docket#         | County        | Order Date | Penalty Assessed | Penalty Deferred | Payable Amount | SEP Offset |
|-----|----------|--|---------|-----------------|---------------|------------|------------------|------------------|----------------|------------|
| PWS | 37927    | City of San Augustine                    | 2030001 | 2009-1074-PWS-E | SAN AUGUSTINE | 01/28/2010 | \$705            | \$0              | \$705          | \$0        |
| PWS | 34792    | City of San Augustine                    | 2030001 | 2007-1678-PWS-E | SAN AUGUSTINE | 11/13/2009 | \$9,525          | \$0              | \$0            | \$9,525    |
| PWS | 38450    | City of Santa Rosa                       | 0310009 | 2009-1551-PWS-E | CAMERON       | 03/08/2010 | \$895            | \$0              | \$895          | \$0        |
| PWS | 37732    | City Of Slaton                           | 1520004 | 2009-0836-PWS-E | LUBBOCK       | 02/22/2010 | \$17,468         | \$3,493          | \$0            | \$13,975   |
| PWS | 36667    | City of Strawn                           | 1820005 | 2008-1652-PWS-E | PALO PINTO    | 09/21/2009 | \$810            | \$0              | \$810          | \$0        |
| PWS | 38486    | City of Trinidad                         | 1070004 | 2009-1628-PWS-E | HENDERSON     | 04/11/2010 | \$1,776          | \$0              | \$1,776        | \$0        |
| PWS | 37705    | City of Trinity                          | 2280002 | 2009-0826-PWS-E | TRINITY       | 12/18/2009 | \$7,930          | \$1,586          | \$0            | \$6,344    |
| PWS | 37900    | Consumers Water Inc.                     | 1010219 | 2009-1030-PWS-E | HARRIS        | 12/18/2009 | \$2,040          | \$408            | \$1,632        | \$0        |
| PWS | 38806    | Copperas Cove MHC, LLC                   | 0500043 | 2009-1980-MLM-E | CORYELL       | 07/11/2010 | \$5,207          | \$1,041          | \$2,083        | \$2,083    |
| PWS | 38481    | Creedmoor-MAHA Water Supply Corporation  | 2270008 | 2009-1697-PWS-E | TRAVIS        | 04/25/2010 | \$545            | \$109            | \$436          | \$0        |
| PWS | 38320    | Cross Country Water Supply Corporation   | 1550059 | 2009-1452-PWS-E | MCLENNAN      | 03/20/2010 | \$635            | \$127            | \$508          | \$0        |
| PWS | 37235    | Custom Water Co., L.L.C.                 | 1690004 | 2009-0312-PWS-E | MONTAGUE      | 01/07/2010 | \$1,590          | \$0              | \$1,590        | \$0        |
| PWS | 37955    | Custom Water Co., L.L.C.                 | 1690011 | 2009-1092-PWS-E | MONTAGUE      | 05/01/2010 | \$2,373          | \$0              | \$2,373        | \$0        |
| PWS | 37620    | Cypress Springs Special Utility District | 0800016 | 2009-0718-PWS-E | FRANKLIN      | 11/27/2009 | \$820            | \$0              | \$820          | \$0        |
| PWS | 37146    | D & M Water Supply Corporation           | 1740010 | 2009-0261-PWS-E | NACOGDOC HES  | 10/04/2009 | \$620            | \$124            | \$496          | \$0        |
| PWS | 37876    | D M Ventures, Inc.                       | 1013276 | 2009-1059-PWS-E | HARRIS        | 03/28/2010 | \$4,540          | \$0              | \$4,540        | \$0        |
| PWS | 37681    | Deadwood Water Supply Corporation        | 1830025 | 2009-0774-PWS-E | PANOLA        | 11/13/2009 | \$735            | \$147            | \$588          | \$0        |
| PWS | 37523    | Deanville Water Supply Corporation       | 0260014 | 2009-0631-PWS-E | BURLESON      | 10/18/2009 | \$3,145          | \$629            | \$2,516        | \$0        |
| PWS | 36049    | Derdeyn/Ford, Inc.                       | 1580002 | 2008-0974-PWS-E | MARION        | 09/20/2009 | \$585            | \$0              | \$585          | \$0        |
| PWS | 39326    | DIAZ, ISABEL P                           |         | 2010-0459-WOC-E | HASKELL       | 08/09/2010 | \$210            | \$0              | \$210          | \$0        |
| PWS | 37429    | DOLEN, DANNY J                           | 1470034 | 2009-0516-PWS-E | LIMESTONE     | 10/31/2009 | \$1,660          | \$332            | \$1,328        | \$0        |
| PWS | 37970    | EAST CEDAR CREEK FWSD                    | 1070167 | 2009-1164-PWS-E | HENDERSON     | 10/31/2009 | \$1,320          | \$264            | \$1,056        | \$0        |
| PWS | 38513    | East Crawford Water Supply Corporation   | 1550023 | 2009-1660-PWS-E | MCLENNAN      | 03/20/2010 | \$802            | \$160            | \$642          | \$0        |
| PWS | 24528    | ENGLISH, DON L                           | 1250033 | 2009-2077-PWS-E | JIM WELLS     | 08/25/2010 | \$0              | \$0              | \$0            | \$0        |
| PWS | 24528    | ENGLISH, DON L                           | 1250033 | 2009-2077-PWS-E | JIM WELLS     | 12/29/2009 | \$0              | \$0              | \$0            | \$0        |
| PWS | 24528    | ENGLISH, DON L                           | 1250033 | 2009-2077-PWS-E | JIM WELLS     | 06/23/2010 | \$0              | \$0              | \$0            | \$0        |
| PWS | 24528    | ENGLISH, DON L                           | 1250033 | 2009-2077-PWS-E | JIM WELLS     | 02/10/2010 | \$0              | \$0              | \$0            | \$0        |
| PWS | 37846    | Etoile Water Supply Corporation          | 1740011 | 2009-0954-PWS-E | NACOGDOC HES  | 10/18/2009 | \$850            | \$0              | \$850          | \$0        |
| PWS | 7258     | Fair Road Properties, Inc.               | 0610226 | 2007-1699-MLM-E | DENTON        | 02/07/2010 | \$14,455         | \$0              | \$14,455       | \$0        |
| PWS | 35654    | Feron Corporation                        | 0710189 | 2009-1943-PWS-E | EL PASO       | 06/26/2010 | \$16,448         | \$0              | \$16,448       | \$0        |

\* There are Multiple Respondent Names associated to this Case No.



**TCEQ**  
Singles Program

**Appendix 5: List of Administrative Orders Issued FY2010**

Date Range Selected : 09/01/2009 - 8/31/2010

| PGM | Case No. | Respondent Name   | TCEQ ID | Docket#         | County       | Order Date | Penalty Assessed | Penalty Deferred | Payable Amount | SEP Offset |
|-----|----------|---|---------|-----------------|--------------|------------|------------------|------------------|----------------|------------|
| PWS | 36892    | First Baptist Church of Jonestown, Texas                  | 2270389 | 2008-1880-PWS-E | TRAVIS       | 02/07/2010 | \$5,070          | \$1,470          | \$3,600        | \$0        |
| PWS | 38712    | Five Nine Seven Limited Partnership                       | 0210006 | 2009-1904-PWS-E | BRAZOS       | 06/26/2010 | \$2,099          | \$419            | \$1,680        | \$0        |
| PWS | 38096    | Fort Gates Water Supply Corporation                       | 0500017 | 2009-1260-PWS-E | CORYELL      | 02/22/2010 | \$750            | \$150            | \$600          | \$0        |
| PWS | 37340    | Foster Consolidated Investments, L.L.C. dba Chaparral III | 2460047 | 2009-0406-PWS-E | WILLIAMSON   | 11/20/2009 | \$168            | \$0              | \$168          | \$0        |
| PWS | 38024    | Frognot Water Supply Corporation                          | 0430035 | 2009-1174-PWS-E | COLLIN       | 11/27/2009 | \$262            | \$52             | \$210          | \$0        |
| PWS | 37902    | GHANI, NORA *   | 1012666 | 2009-1033-PWS-E | HARRIS       | 06/18/2010 | \$8,663          | \$0              | \$8,663        | \$0        |
| PWS | 39289    | Harris County Municipal Utility District 154              | 1011642 | 2010-0374-PWS-E | HARRIS       | 08/30/2010 | \$1,500          | \$300            | \$1,200        | \$0        |
| PWS | 38587    | HEJL, GORDON *  | 0460258 | 2009-1729-PWS-E | COMAL        | 07/11/2010 | \$7,204          | \$0              | \$7,204        | \$0        |
| PWS | 39169    | HIGH PRAIRIE WATER SUPPLY CORPORATION                     | 1570018 | 2010-0342-PWS-E | MADISON      | 08/09/2010 | \$822            | \$164            | \$658          | \$0        |
| PWS | 36524    | Highland Park Water Supply Corporation                    | 0180071 | 2008-1488-PWS-E | BOSQUE       | 02/22/2010 | \$997            | \$0              | \$997          | \$0        |
| PWS | 31668    | Hilco United Services, Inc.                               | 1090037 | 2009-1927-PWS-E | HILL         | 05/09/2010 | \$2,300          | \$0              | \$2,300        | \$0        |
| PWS | 38905    | Hilco United Services, Inc.                               | 0180015 | 2010-0009-PWS-E | BOSQUE       | 06/18/2010 | \$187            | \$37             | \$150          | \$0        |
| PWS | 37638    | HOLT, SYLL  | 0030037 | 2009-0737-PWS-E | ANGELINA     | 02/17/2010 | \$305            | \$0              | \$305          | \$0        |
| PWS | 38931    | Hudson Water Supply Corporation                           | 0030023 | 2010-0112-PWS-E | ANGELINA     | 06/25/2010 | \$840            | \$0              | \$840          | \$0        |
| PWS | 38818    | Hunter Road Investments LLC                               | 1050105 | 2009-2008-PWS-E | HAYS         | 07/11/2010 | \$2,780          | \$556            | \$2,224        | \$0        |
| PWS | 37898    | International A.L.E.R.T. Academy                          | 2300009 | 2009-1028-PWS-E | UPSHUR       | 03/08/2010 | \$9,062          | \$0              | \$9,062        | \$0        |
| PWS | 38694    | Jarrell-Schwertner Water Supply Corporation               | 2460011 | 2009-1840-PWS-E | WILLIAMSON   | 06/04/2010 | \$570            | \$114            | \$456          | \$0        |
| PWS | 34976    | Jeanette Smith Raines                                     | 0260039 | 2007-1869-PWS-E | BURLESON     | 06/04/2010 | \$4,138          | \$0              | \$4,138        | \$0        |
| PWS | 37105    | Joe Thurman Lodge & Livery, Inc.                          | 1670005 | 2009-0159-PWS-E | MILLS        | 11/13/2009 | \$2,376          | \$475            | \$1,901        | \$0        |
| PWS | 36500    | John Kiousis  | 1520184 | 2008-1560-PWS-E | LUBBOCK      | 11/13/2009 | \$3,484          | \$0              | \$3,484        | \$0        |
| PWS | 37444    | Kas Investments, Ltd.                                     | 0200366 | 2009-0529-PWS-E | BRAZORIA     | 07/31/2010 | \$4,848          | \$0              | \$4,848        | \$0        |
| PWS | 37075    | KBL Management, Inc                                       | 0270016 | 2009-0126-PWS-E | BURNET       | 11/27/2009 | \$7,018          | \$0              | \$7,018        | \$0        |
| PWS | 37878    | Kempner Water Supply Corporation                          | 1410028 | 2009-1005-PWS-E | LAMPASAS     | 11/13/2009 | \$1,762          | \$352            | \$0            | \$1,410    |
| PWS | 37866    | King Cottle Water Supply Corporation                      | 0510004 | 2009-0996-PWS-E | COTTLE       | 11/27/2009 | \$277            | \$55             | \$222          | \$0        |
| PWS | 37873    | Kingsbridge Municipal Utility District                    | 0790158 | 2009-1003-PWS-E | FORT BEND    | 11/27/2009 | \$1,500          | \$300            | \$1,200        | \$0        |
| PWS | 38097    | Lake palo Pinto Area Water Supply Corporation             | 1820069 | 2009-1268-PWS-E | PALO PINTO   | 02/22/2010 | \$290            | \$58             | \$232          | \$0        |
| PWS | 35040    | LAKE RIDGE WATER SYSTEM, L.P.                             | 2330029 | 2007-1944-PWS-E | VAL VERDE    | 10/04/2009 | \$374            | \$0              | \$374          | \$0        |
| PWS | 38897    | Leveretts Chapel Water Supply Corporation                 | 2010036 | 2009-2082-PWS-E | RUSK         | 06/26/2010 | \$952            | \$190            | \$762          | \$0        |
| PWS | 37875    | Libby Water Supply Corporation                            | 1740012 | 2009-1058-PWS-E | NACOGDOC HES | 11/13/2009 | \$367            | \$0              | \$367          | \$0        |

\* There are Multiple Respondent Names associated to this Case No.



**Singles Program**

**Appendix 5: List of Administrative Orders Issued FY2010**

Date Range Selected : 09/01/2009 - 8/31/2010

| PGM | Case No. | Respondent Name                             | TCEQ ID | Docket#         | County       | Order Date | Penalty Assessed | Penalty Deferred | Payable Amount | SEP Offset |
|-----|----------|---|---------|-----------------|--------------|------------|------------------|------------------|----------------|------------|
| PWS | 38386    | Lillie's Kitchen & Store, LLC               | 2330065 | 2009-1518-PWS-E | VAL VERDE    | 02/07/2010 | \$367            | \$73             | \$294          | \$0        |
| PWS | 38668    | Lisa Lowery Trust                           | 0460213 | 2009-1817-PWS-E | COMAL        | 08/09/2010 | \$2,382          | \$0              | \$2,382        | \$0        |
| PWS | 38025    | Luella Water Supply Corporation             | 0910032 | 2009-1175-PWS-E | GRAYSON      | 11/27/2009 | \$280            | \$56             | \$224          | \$0        |
| PWS | 36363    | LUKE, DOLORES A                             | 1000071 | 2008-1303-PWS-E | HARDIN       | 09/16/2009 | \$1,452          | \$0              | \$1,452        | \$0        |
| PWS | 37242    | M R K Investment Corp.                      | 2400024 | 2009-0313-PWS-E | WEBB         | 06/04/2010 | \$10,736         | \$0              | \$10,736       | \$0        |
| PWS | 38013    | MC Equities, LLC                            | 1012154 | 2009-1167-PWS-E | HARRIS       | 01/28/2010 | \$267            | \$53             | \$214          | \$0        |
| PWS | 37074    | Mcmullen County WCID 2                      | 1560001 | 2009-0125-PWS-E | MCMULLEN     | 10/18/2009 | \$1,011          | \$202            | \$809          | \$0        |
| PWS | 38839    | Melrose Water Supply Corporation            | 1740006 | 2009-2010-PWS-E | NACOGDOC HES | 07/11/2010 | \$20,348         | \$4,069          | \$16,279       | \$0        |
| PWS | 38077    | Melrose Water Supply Corporation            | 1740006 | 2009-1236-PWS-E | NACOGDOC HES | 12/18/2009 | \$3,540          | \$708            | \$2,832        | \$0        |
| PWS | 38733    | Midway Petroleum, L.P.                      | 1700619 | 2009-1939-PWS-E | MONTGOMERY   | 06/26/2010 | \$4,603          | \$920            | \$3,683        | \$0        |
| PWS | 38772    | Milano WSC                                  | 1660009 | 2009-1965-PWS-E | MILAM        | 06/04/2010 | \$6,288          | \$1,257          | \$5,031        | \$0        |
| PWS | 37756    | Miller Grove Water Supply Corporation       | 1120016 | 2009-0808-PWS-E | HOPKINS      | 10/18/2009 | \$367            | \$0              | \$367          | \$0        |
| PWS | 35380    | MILLER, BARBARA                             | 0790190 | 2008-0268-PWS-E | FORT BEND    | 11/07/2009 | \$11,714         | \$0              | \$11,714       | \$0        |
| PWS | 37830    | Mirando City Water Supply Corporation       | 2400025 | 2009-0952-PWS-E | WEBB         | 02/22/2010 | \$2,270          | \$454            | \$1,816        | \$0        |
| PWS | 38887    | Moore Station Water Supply Corporation      | 1070055 | 2009-2061-PWS-E | HENDERSON    | 06/25/2010 | \$715            | \$143            | \$572          | \$0        |
| PWS | 36120    | MOORE, JOHN C                               | 1550127 | 2008-1040-PWS-E | MCLENNAN     | 09/20/2009 | \$1,674          | \$0              | \$1,674        | \$0        |
| PWS | 37771    | Moore's Water System of Beaver Lake, Inc.   | 1550127 | 2009-0917-PWS-E | MCLENNAN     | 03/14/2010 | \$3,851          | \$0              | \$3,851        | \$0        |
| PWS | 35172    | NEELY, JACK                                 | 2120051 | 2010-0287-PWS-E | SMITH        | 08/21/2010 | \$960            | \$0              | \$960          | \$0        |
| PWS | 37978    | NGUYEN, HA VAN                              | 0270042 | 2009-1125-PWS-E | BURNET       | 02/22/2010 | \$4,142          | \$0              | \$4,142        | \$0        |
| PWS | 38186    | Ni America Operating LLC                    | 1260103 | 2009-1354-PWS-E | JOHNSON      | 04/25/2010 | \$660            | \$132            | \$528          | \$0        |
| PWS | 38328    | North Milam Water Supply Corporation        | 1660011 | 2009-1458-PWS-E | MILAM        | 03/20/2010 | \$635            | \$127            | \$508          | \$0        |
| PWS | 37899    | North Runnels Wsc                           | 2000005 | 2009-1031-PWS-E | RUNNELS      | 10/31/2009 | \$267            | \$53             | \$214          | \$0        |
| PWS | 37905    | Northwind Properties, LTD                   | 1011947 | 2009-1040-PWS-E | HARRIS       | 02/07/2010 | \$385            | \$0              | \$385          | \$0        |
| PWS | 36835    | ONEILL, LARRY                               | 0150186 | 2008-1829-PWS-E | BEXAR        | 11/27/2009 | \$6,286          | \$0              | \$6,286        | \$0        |
| PWS | 38896    | OXFORD, JIM                                 |         | 2009-2083-WOC-E | BEE          | 08/09/2010 | \$9,872          | \$0              | \$9,872        | \$0        |
| PWS | 38670    | Paradise Ranch Landowners' Association Inc. | 2350065 | 2009-1812-PWS-E | VICTORIA     | 04/25/2010 | \$475            | \$95             | \$380          | \$0        |
| PWS | 38789    | Patton Lake, Inc.                           | 1700488 | 2009-1946-PWS-E | MONTGOMERY   | 07/11/2010 | \$1,497          | \$299            | \$1,198        | \$0        |
| PWS | 37104    | PETTY, KARA LEAH                            | 2350062 | 2009-0148-PWS-E | VICTORIA     | 11/20/2009 | \$850            | \$0              | \$850          | \$0        |
| PWS | 37627    | Possum Kingdom Water Supply Corporation     | 1820076 | 2009-0719-PWS-E | PALO PINTO   | 10/04/2009 | \$275            | \$55             | \$220          | \$0        |

\* There are Multiple Respondent Names associated to this Case No.



**Singles Program**

**Appendix 5: List of Administrative Orders Issued FY2010**

Date Range Selected : 09/01/2009 - 8/31/2010

| PGM | Case No. | Respondent Name  | TCEQ ID | Docket#         | County        | Order Date | Penalty Assessed | Penalty Deferred | Payable Amount | SEP Offset |
|-----|----------|--|---------|-----------------|---------------|------------|------------------|------------------|----------------|------------|
| PWS | 38315    | Prairie Hill Wsc                                       | 1470011 | 2009-1459-PWS-E | LIMESTONE     | 03/20/2010 | \$930            | \$186            | \$744          | \$0        |
| PWS | 37704    | Quick Deal Enterprises, Inc.                           | 1012526 | 2009-0827-PWS-E | HARRIS        | 10/31/2009 | \$2,502          | \$0              | \$2,502        | \$0        |
| PWS | 37418    | Raymond C. Honke                                       | 0270104 | 2009-0484-PWS-E | BURNET        | 09/21/2009 | \$1,332          | \$266            | \$1,066        | \$0        |
| PWS | 38574    | RAYNOR, WALLACE ALLEN                                  | 0920028 | 2009-1732-PWS-E | GREGG         | 04/11/2010 | \$405            | \$0              | \$405          | \$0        |
| PWS | 38851    | Reagan County Water Supply District                    | 1920007 | 2009-2032-PWS-E | REAGAN        | 06/04/2010 | \$35,122         | \$7,024          | \$28,098       | \$0        |
| PWS | 37843    | Rio WSC  | 2140016 | 2009-0972-PWS-E | STARR         | 11/27/2009 | \$2,450          | \$490            | \$1,960        | \$0        |
| PWS | 38140    | RISINGER, DALE   | 1250039 | 2009-1301-PWS-E | JIM WELLS     | 05/09/2010 | \$1,990          | \$0              | \$1,990        | \$0        |
| PWS | 37270    | River Bend Water Services, Inc.                        | 1610030 | 2009-0355-PWS-E | MATAGORD A    | 02/22/2010 | \$646            | \$0              | \$646          | \$0        |
| PWS | 35218    | ROBINSON, ANN  | 1090045 | 2008-0103-PWS-E | HILL          | 02/07/2010 | \$3,093          | \$0              | \$3,093        | \$0        |
| PWS | 39938    | ROELKE, RICHARD R                                      |         | 2010-1050-WOC-E | GRAYSON       | 08/30/2010 | \$210            | \$0              | \$210          | \$0        |
| PWS | 38841    | Ross Water Supply Corporation                          | 1550042 | 2009-2009-PWS-E | MCLENNAN      | 06/18/2010 | \$287            | \$57             | \$230          | \$0        |
| PWS | 23808    | S.L.C. Water Supply Corporation                        | 1470031 | 2009-1315-MLM-E | LIMESTONE     | 03/20/2010 | \$12,215         | \$0              | \$0            | \$12,215   |
| PWS | 38537    | Salem Elm Ridge WSC                                    | 1660013 | 2009-1686-PWS-E | MILAM         | 03/20/2010 | \$1,050          | \$210            | \$840          | \$0        |
| PWS | 19857    | Sam Rayburn Water, Inc.                                | 2030006 | 2009-0160-PWS-E | SAN AUGUSTINE | 01/28/2010 | \$4,475          | \$0              | \$4,475        | \$0        |
| PWS | 38059    | SESSO, MICHAEL   | 2330061 | 2009-1213-PWS-E | VAL VERDE     | 01/28/2010 | \$1,281          | \$256            | \$1,025        | \$0        |
| PWS | 37295    | SHUPAK, CURTIS J                                       | 0260042 | 2009-0361-MLM-E | BURLESON      | 03/28/2010 | \$2,141          | \$0              | \$2,141        | \$0        |
| PWS | 39080    | SIMS, PAUL   | 2390042 | 2010-0212-PWS-E | WASHINGTON    | 08/30/2010 | \$607            | \$0              | \$607          | \$0        |
| PWS | 37395    | SIMS, PAUL   | 2390042 | 2009-0472-PWS-E | WASHINGTON    | 08/30/2010 | \$577            | \$0              | \$577          | \$0        |
| PWS | 36089    | South Texas Water Authority                            | 1370035 | 2008-1016-PWS-E | KLEBERG       | 02/07/2010 | \$4,455          | \$0              | \$4,455        | \$0        |
| PWS | 36066    | SOZA, MICHAEL  | 2270030 | 2008-0993-PWS-E | TRAVIS        | 09/20/2009 | \$1,630          | \$0              | \$1,630        | \$0        |
| PWS | 38417    | Spring Valley Water Supply Corporation                 | 1550044 | 2009-1550-PWS-E | MCLENNAN      | 03/20/2010 | \$802            | \$160            | \$642          | \$0        |
| PWS | 38640    | Staff Water Supply Corporation                         | 0670023 | 2009-1787-PWS-E | EASTLAND      | 08/30/2010 | \$374            | \$74             | \$300          | \$0        |
| PWS | 36301    | STEWART, DONA  | 0340019 | 2008-1257-PWS-E | CASS          | 10/24/2009 | \$2,515          | \$0              | \$2,515        | \$0        |
| PWS | 38184    | Stratus Interests, Inc.                                | 1300037 | 2009-1353-PWS-E | KENDALL       | 07/11/2010 | \$1,748          | \$0              | \$1,748        | \$0        |
| PWS | 39077    | TC Transport, Inc.                                     | 0710184 | 2010-0223-PWS-E | EL PASO       | 08/09/2010 | \$339            | \$67             | \$272          | \$0        |
| PWS | 39020    | Terra Southwest, Inc.                                  | 0610161 | 2010-0099-PWS-E | DENTON        | 06/26/2010 | \$392            | \$78             | \$314          | \$0        |
| PWS | 38341    | Texas Conference Association Of Seventh-Day Adventists | 1013330 | 2009-1589-PWS-E | HARRIS        | 02/22/2010 | \$286            | \$57             | \$229          | \$0        |
| PWS | 38873    | Texas Department of Criminal Justice                   | 0260048 | 2009-2041-PWS-E |               | 08/30/2010 | \$3,675          | \$735            | \$0            | \$2,940    |
| PWS | 38303    | Texas Department of Transportation                     | 1680007 | 2009-1436-PWS-E | MITCHELL      | 02/07/2010 | \$5,840          | \$0              | \$0            | \$5,840    |
| PWS | 37921    | Texas Department of Transportation                     | 1770005 | 2009-1062-PWS-E | NOLAN         | 01/28/2010 | \$10,465         | \$0              | \$0            | \$10,465   |

\* There are Multiple Respondent Names associated to this Case No.



**TCEQ**  
Singles Program

**Appendix 5: List of Administrative Orders Issued FY2010**

Date Range Selected : 09/01/2009 - 8/31/2010

| PGM | Case No. | Respondent Name                            | TCEQ ID | Docket#         | County        | Order Date | Penalty Assessed | Penalty Deferred | Payable Amount | SEP Offset |
|-----|----------|--|---------|-----------------|---------------|------------|------------------|------------------|----------------|------------|
| PWS | 37234    | Texas H2O, Inc.                            | 0460018 | 2009-0311-PWS-E | COMAL         | 10/04/2009 | \$1,125          | \$225            | \$900          | \$0        |
| PWS | 36874    | Texas Parks and Wildlife Department        | 0140159 | 2008-1863-PWS-E | BELL          | 11/13/2009 | \$1,050          | \$0              | \$1,050        | \$0        |
| PWS | 37924    | Texas Parks and Wildlife Department        | 0970013 | 2009-1065-PWS-E | HAMILTON      | 02/22/2010 | \$3,250          | \$650            | \$2,600        | \$0        |
| PWS | 38596    | The Consolidated Water Supply Corporation  | 1130035 | 2009-1746-PWS-E | HOUSTON       | 04/11/2010 | \$1,210          | \$242            | \$968          | \$0        |
| PWS | 38504    | The Jarvis Adventure, Inc.                 | 1012205 | 2009-1646-PWS-E | HARRIS        | 05/09/2010 | \$6,730          | \$0              | \$6,730        | \$0        |
| PWS | 38017    | The Texas A&M University System            | 0210017 | 2009-1172-PWS-E | BRAZOS        | 03/08/2010 | \$5,355          | \$1,071          | \$4,284        | \$0        |
| PWS | 2099     | Thunderbird Bay Water Services, Inc.       | 0250031 | 2010-0912-UCR-E | BROWN         | 08/11/2010 | \$0              | \$0              | \$0            | \$0        |
| PWS | 2099     | Thunderbird Bay Water Services, Inc.       | 0250031 | 2010-0912-UCR-E | BROWN         | 06/04/2010 | \$0              | \$0              | \$0            | \$0        |
| PWS | 38308    | Tlaloc Outdoors, Inc.                      | 2330044 | 2009-1449-PWS-E | VAL VERDE     | 05/09/2010 | \$446            | \$89             | \$357          | \$0        |
| PWS | 38222    | Tom Green County FWSD 2                    | 2260004 | 2009-1374-PWS-E | TOM GREEN     | 04/11/2010 | \$2,534          | \$506            | \$2,028        | \$0        |
| PWS | 37997    | Upper Leon River Municipal Water District  | 0470015 | 2009-1148-PWS-E | COMANCHE      | 11/27/2009 | \$267            | \$53             | \$214          | \$0        |
| PWS | 37367    | US Department of Agriculture               | 0030103 | 2009-0438-PWS-E | ANGELINA      | 09/21/2009 | \$825            | \$0              | \$825          | \$0        |
| PWS | 37026    | US Department of the Air Force             | 1013173 | 2009-0109-PWS-E | HARRIS        | 08/30/2010 | \$990            | \$0              | \$990          | \$0        |
| PWS | 39277    | Valley Mills Independent School District   | 1550133 | 2010-0537-PWS-E | MCLENNAN      | 08/21/2010 | \$1,680          | \$0              | \$1,680        | \$0        |
| PWS | 38113    | VANOVER, RHONDA C *                        | 1520188 | 2009-1274-PWS-E | LUBBOCK       | 03/20/2010 | \$4,408          | \$0              | \$4,408        | \$0        |
| PWS | 34348    | WALKER, PAT                                | 1870084 | 2007-1241-PWS-E | POLK          | 10/07/2009 | \$3,196          | \$0              | \$3,196        | \$0        |
| PWS | 34716    | WATTS, ALLEN                               |         | 2007-1590-WOC-E | GUADALUPE     | 10/24/2009 | \$1,550          | \$0              | \$1,550        | \$0        |
| PWS | 37727    | Webb County                                | 2400022 | 2009-0818-PWS-E | WEBB          | 10/31/2009 | \$965            | \$0              | \$965          | \$0        |
| PWS | 38449    | Westwood Shores Municipal Utility District | 2280016 | 2009-1585-PWS-E | TRINITY       | 03/08/2010 | \$305            | \$0              | \$305          | \$0        |
| PWS | 37364    | WHITE, CURTIS                              | 2030013 | 2009-0439-PWS-E | SAN AUGUSTINE | 09/21/2009 | \$610            | \$0              | \$610          | \$0        |
| PWS | 36994    | WINDHAM, RAYMOND E                         | 0250042 | 2009-0039-PWS-E | BROWN         | 10/31/2009 | \$2,030          | \$0              | \$2,030        | \$0        |
| PWS | 25905    | Windwood Water System, Inc.                | 1010920 | 2008-0968-PWS-E | HARRIS        | 10/04/2009 | \$637            | \$0              | \$637          | \$0        |
| PWS | 35264    | WINSTEAD, DARRYL                           | 2270210 | 2008-0136-PWS-E |               | 06/04/2010 | \$2,375          | \$0              | \$2,375        | \$0        |
| PWS | 35264    | WINSTEAD, DARRYL                           | 2460046 | 2009-1017-UCR-E | WILLIAMSON    | 03/10/2010 | \$0              | \$0              | \$0            | \$0        |
| PWS | 35264    | WINSTEAD, DARRYL                           | 2460046 | 2009-1017-UCR-E | WILLIAMSON    | 09/23/2009 | \$0              | \$0              | \$0            | \$0        |
| PWS | 35264    | WINSTEAD, DARRYL                           | 2460046 | 2009-1017-UCR-E | WILLIAMSON    | 02/04/2010 | \$0              | \$0              | \$0            | \$0        |
| PWS | 37838    | Woodlawn WSC                               | 0030029 | 2009-0966-PWS-E | ANGELINA      | 10/31/2009 | \$354            | \$0              | \$354          | \$0        |
| PWS | 38094    | Wright City WSC                            | 2120099 | 2009-1262-PWS-E | SMITH         | 11/27/2009 | \$424            | \$0              | \$424          | \$0        |
| PWS | 38216    | Wright City WSC                            | 2120027 | 2009-1363-PWS-E | SMITH         | 02/07/2010 | \$347            | \$0              | \$347          | \$0        |
| PWS | 37941    | Z-Lab, Inc.                                |         | 2009-1082-PWS-E | TRAVIS        | 02/07/2010 | \$350            | \$70             | \$280          | \$0        |

\* There are Multiple Respondent Names associated to this Case No.



## Appendix 5: List of Administrative Orders Issued FY2010

### Singles Program

Date Range Selected : 09/01/2009 - 8/31/2010

| PGM                                | Case No. | Respondent Name                    | TCEQ ID   | Docket#         | County    | Order Date    | Penalty Assessed | Penalty Deferred | Payable Amount   | SEP Offset       |
|------------------------------------|----------|------------------------------------|-----------|-----------------|-----------|---------------|------------------|------------------|------------------|------------------|
| <b>PWS Orders Issued: 208</b>      |          |                                    |           |                 |           | <b>Total:</b> | <b>\$671,131</b> | <b>\$42,918</b>  | <b>\$462,593</b> | <b>\$165,620</b> |
| UIC                                | 38365    | MATA, LOKEY                        |           | 2009-1470-UIC-E | POTTER    | 05/09/2010    | \$1,000          | \$200            | \$800            | \$0              |
| <b>UIC Orders Issued: 1</b>        |          |                                    |           |                 |           | <b>Total:</b> | <b>\$1,000</b>   | <b>\$200</b>     | <b>\$800</b>     | <b>\$0</b>       |
| WATERIGHT                          | 38687    | Applied Materials, Inc.            |           | 2009-1849-WR-E  | TRAVIS    | 06/18/2010    | \$500            | \$100            | \$400            | \$0              |
| WATERIGHT                          | 36997    | BENEFIELD, JAMES                   |           | 2009-0081-WR-E  | BURNET    | 08/21/2010    | \$1,000          | \$0              | \$1,000          | \$0              |
| WATERIGHT                          | 38045    | Central North Construction, LLC    |           | 2009-1214-WR-E  | NAVARRO   | 02/07/2010    | \$900            | \$180            | \$720            | \$0              |
| WATERIGHT                          | 38783    | J&J PRAIRIE OAKS RANCH LLC         |           | 2009-1959-WR-E  | MONTAGUE  | 03/20/2010    | \$350            | \$0              | \$350            | \$0              |
| WATERIGHT                          | 38782    | J.R. Thompson, Inc.                | TXR05P730 | 2009-1957-WR-E  | MONTAGUE  | 03/20/2010    | \$350            | \$0              | \$350            | \$0              |
| WATERIGHT                          | 39109    | J3 Excavation Company, LLC         |           | 2010-0205-WR-E  | KIMBLE    | 06/26/2010    | \$350            | \$0              | \$350            | \$0              |
| WATERIGHT                          | 37985    | James Construction Group, L.L.C.   |           | 2009-1134-WR-E  | BELL      | 11/27/2009    | \$710            | \$142            | \$568            | \$0              |
| WATERIGHT                          | 37886    | KING, RICHARD C                    |           | 2009-1036-WR-E  | VAN ZANDT | 10/18/2009    | \$350            | \$0              | \$350            | \$0              |
| WATERIGHT                          | 39015    | M J SHERIDAN OF TEXAS INC          |           | 2010-0101-WR-E  | SMITH     | 06/18/2010    | \$350            | \$0              | \$350            | \$0              |
| WATERIGHT                          | 38780    | Paramount Place, Inc.              |           | 2009-1955-WR-E  | JOHNSON   | 06/26/2010    | \$1,500          | \$300            | \$1,200          | \$0              |
| WATERIGHT                          | 38448    | Septic Hydro-Tec, Inc.             |           | 2009-1591-WR-E  | POLK      | 01/28/2010    | \$350            | \$0              | \$350            | \$0              |
| WATERIGHT                          | 38988    | Swan Oilfield Services, LP         |           | 2010-0083-WR-E  | ARCHER    | 06/04/2010    | \$350            | \$0              | \$350            | \$0              |
| WATERIGHT                          | 38921    | T. J. Lambrecht Construction, Inc. |           | 2010-0014-WR-E  | BAYLOR    | 05/09/2010    | \$350            | \$0              | \$350            | \$0              |
| WATERIGHT                          | 38915    | Texas Energy Operations, LC        |           | 2010-0018-WR-E  | ARCHER    | 05/09/2010    | \$350            | \$0              | \$350            | \$0              |
| <b>WATERIGHT Orders Issued: 14</b> |          |                                    |           |                 |           | <b>Total:</b> | <b>\$7,760</b>   | <b>\$722</b>     | <b>\$7,038</b>   | <b>\$0</b>       |
| WATUTIL                            | 29353    | SANDOVAL, JOSEPH                   | X0757     | 2006-0531-MLM-E | BEXAR     | 01/07/2010    | \$2,832          | \$0              | \$2,832          | \$0              |
| <b>WATUTIL Orders Issued: 1</b>    |          |                                    |           |                 |           | <b>Total:</b> | <b>\$2,832</b>   | <b>\$0</b>       | <b>\$2,832</b>   | <b>\$0</b>       |

\* There are Multiple Respondent Names associated to this Case No.



**Singles Program**

**Appendix 5: List of Administrative Orders Issued FY2010**

Date Range Selected : 09/01/2009 - 8/31/2010

| PGM | Case No. | Respondent Name                                    | TCEQ ID     | Docket#         | County      | Order Date | Penalty Assessed | Penalty Deferred | Payable Amount | SEP Offset |
|-----|----------|--|-------------|-----------------|-------------|------------|------------------|------------------|----------------|------------|
| WQ  | 37730    | AHMED, MOHAMMED VASEL                              | WQ001496000 | 2009-0720-MWD-E | POLK        | 02/27/2010 | \$2,140          | \$0              | \$2,140        | \$0        |
| WQ  | 39130    | Akzo Nobel Chemicals Inc. *                        | TX0006688   | 2010-0210-IWD-E | HARRIS      | 08/30/2010 | \$33,875         | \$6,775          | \$13,550       | \$13,550   |
| WQ  | 39907    | ALLEN, JIMMY W                                     |             | 2010-1031-WOC-E | JEFFERSON   | 08/30/2010 | \$210            | \$0              | \$210          | \$0        |
| WQ  | 38159    | Alloy Polymers Orange LLC                          | TX0104710   | 2009-1325-IWD-E | ORANGE      | 03/08/2010 | \$13,300         | \$2,660          | \$5,320        | \$5,320    |
| WQ  | 38510    | Altura Homes DFW LP                                | TXR15OK39   | 2009-1657-WQ-E  | ROCKWALL    | 02/07/2010 | \$700            | \$0              | \$700          | \$0        |
| WQ  | 37674    | Ameriforge Corporation                             | TX0113972   | 2009-0766-IWD-E | HARRIS      | 11/27/2009 | \$7,980          | \$1,596          | \$6,384        | \$0        |
| WQ  | 38798    | Aqua Utilities, Inc.                               | TX0100684   | 2009-1962-MWD-E | HAYS        | 07/11/2010 | \$4,775          | \$955            | \$3,820        | \$0        |
| WQ  | 39123    | Aqua Utilities, Inc.                               | WQ001347700 | 2010-0214-MWD-E | TRAVIS      | 08/21/2010 | \$970            | \$194            | \$776          | \$0        |
| WQ  | 37598    | ARENA, MIKE  |             | 2009-0739-EAQ-E | BEXAR       | 10/31/2009 | \$2,700          | \$540            | \$2,160        | \$0        |
| WQ  | 36633    | Arnold Trucking, Inc.                              |             | 2008-1578-WQ-E  | HARRISON    | 09/12/2009 | \$3,150          | \$0              | \$3,150        | \$0        |
| WQ  | 39237    | Ash Grove Texas, L.P.                              | TX0083437   | 2010-0332-IWD-E | ELLIS       | 08/30/2010 | \$2,750          | \$550            | \$2,200        | \$0        |
| WQ  | 38716    | Austin Montessori School, Inc.                     | 11-09082804 | 2009-1893-EAQ-E | TRAVIS      | 04/25/2010 | \$750            | \$150            | \$600          | \$0        |
| WQ  | 37521    | Aztec Cove Property Owners Association, Inc.       | TX0072109   | 2009-0595-MWD-E | TRINITY     | 09/21/2009 | \$2,740          | \$548            | \$2,192        | \$0        |
| WQ  | 39462    | Ballenger Construction Company                     | TXR15OV75   | 2010-0542-WQ-E  | HAYS        | 08/21/2010 | \$700            | \$0              | \$700          | \$0        |
| WQ  | 37224    | BEDNAR, MILOS                                      | TXR15HY22   | 2009-0294-WQ-E  | MONTGOMERY  | 12/18/2009 | \$9,630          | \$0              | \$9,630        | \$0        |
| WQ  | 38378    | Bell 11700, Ltd.                                   | 11-09051903 | 2009-1508-EAQ-E | TRAVIS      | 03/20/2010 | \$2,250          | \$450            | \$1,800        | \$0        |
| WQ  | 38547    | Bell County Water Control & Improvement District 2 | TX0020257   | 2009-1763-MWD-E | BELL        | 08/30/2010 | \$74,500         | \$0              | \$74,500       | \$0        |
| WQ  | 37781    | BLUE, DANIEL G JR                                  | 13-09021301 | 2009-0895-EAQ-E | BEXAR       | 10/18/2009 | \$1,400          | \$280            | \$1,120        | \$0        |
| WQ  | 37311    | BNSF Railway Company                               | TX0070530   | 2009-0365-IWD-E | HARRIS      | 10/04/2009 | \$9,020          | \$1,804          | \$7,216        | \$0        |
| WQ  | 39874    | Boone & Boone Construction, Ltd.                   | TXR15PW55   | 2010-1002-WQ-E  | SMITH       | 08/30/2010 | \$700            | \$0              | \$700          | \$0        |
| WQ  | 36865    | Brazos Valley Construction, Incorporated           | TXR15FB85   | 2008-1852-WQ-E  | BRAZOS      | 12/18/2009 | \$4,750          | \$950            | \$3,800        | \$0        |
| WQ  | 36855    | Brothers Paving, LLC                               | TXR15MB92   | 2008-1838-WQ-E  | WEBB        | 12/18/2009 | \$3,150          | \$0              | \$3,150        | \$0        |
| WQ  | 38690    | BYNUM, DON W                                       | TXR05Y851   | 2009-1838-WQ-E  | JEFFERSON   | 02/22/2010 | \$700            | \$0              | \$700          | \$0        |
| WQ  | 36675    | Cacharel Texas Hawaii, Ltd.                        | WQ001404600 | 2008-1648-MWD-E | TARRANT     | 09/21/2009 | \$20,924         | \$4,184          | \$16,740       | \$0        |
| WQ  | 37677    | Cal-Maine Foods, Inc.                              | TXR05O647   | 2009-0805-WQ-E  | GONZALES    | 11/13/2009 | \$10,968         | \$2,193          | \$8,775        | \$0        |
| WQ  | 38890    | CAMPBELL CONCRETE & MATERIALS LLC                  | TXG110054   | 2009-2067-IWD-E |             | 06/26/2010 | \$2,413          | \$482            | \$1,931        | \$0        |
| WQ  | 37881    | Capital Metropolitan Transportation Authority      | 1104080901B | 2009-1063-EAQ-E | TRAVIS      | 11/13/2009 | \$750            | \$150            | \$600          | \$0        |
| WQ  | 38446    | CAPITAL ONE NATIONAL ASSOCIATION                   | TXR15FG72   | 2009-1578-WQ-E  | SMITH       | 04/11/2010 | \$10,500         | \$2,100          | \$8,400        | \$0        |
| WQ  | 35112    | Carrizo Waste, Inc.                                | WQ001451000 | 2007-2011-MWD-E | NACOGDOCHES | 09/21/2009 | \$45,800         | \$44,600         | \$1,200        | \$0        |

\* There are Multiple Respondent Names associated to this Case No.



## Appendix 5: List of Administrative Orders Issued FY2010

Date Range Selected : 09/01/2009 - 8/31/2010

| PGM | Case No. | Respondent Name                       | TCEQ ID      | Docket#         | County     | Order Date | Penalty Assessed | Penalty Deferred | Payable Amount | SEP Offset |
|-----|----------|---------------------------------------|--------------|-----------------|------------|------------|------------------|------------------|----------------|------------|
| WQ  | 38787    | Centex Materials LLC                  | TXG110235    | 2009-1940-IWD-E | TRAVIS     | 08/30/2010 | \$2,340          | \$468            | \$1,872        | \$0        |
| WQ  | 39042    | Chambers County Improvement District  | TX0128325    | 2010-0128-MWD-E | CHAMBERS   | 06/18/2010 | \$2,400          | \$480            | \$1,920        | \$0        |
| WQ  | 38889    | Chevron Phillips Chemical Company, LP | TX0095869    | 2009-2066-IWD-E | HUTCHINSON | 07/11/2010 | \$9,050          | \$1,810          | \$7,240        | \$0        |
| WQ  | 38618    | Circle Bar Truck Corral, Inc.         | WQ001424000  | 2009-1772-MWD-E | CROCKETT   | 06/18/2010 | \$1,155          | \$231            | \$924          | \$0        |
| WQ  | 38976    | City of Alto                          | TX0025020    | 2010-0062-MWD-E | CHEROKEE   | 06/04/2010 | \$4,760          | \$952            | \$0            | \$3,808    |
| WQ  | 38314    | City of Asherton                      | TX0071056    | 2009-1464-MWD-E | DIMITT     | 04/25/2010 | \$3,380          | \$676            | \$2,704        | \$0        |
| WQ  | 38307    | City of Austin                        | WQ001054301  | 2009-1428-MWD-E | TRAVIS     | 03/20/2010 | \$8,200          | \$0              | \$8,200        | \$0        |
| WQ  | 37992    | City of Austwell                      | TX0048038    | 2009-1146-MWD-E | REFUGIO    | 06/18/2010 | \$4,440          | \$4,440          | \$0            | \$0        |
| WQ  | 38683    | City of Beaumont                      |              | 2009-1850-WQ-E  | JEFFERSON  | 04/11/2010 | \$1,500          | \$300            | \$1,200        | \$0        |
| WQ  | 38313    | City of Big Spring                    | 22238        | 2009-1457-SLG-E | HOWARD     | 05/09/2010 | \$7,290          | \$1,458          | \$0            | \$5,832    |
| WQ  | 37982    | City of Brazoria                      | TX0025615    | 2009-1132-MWD-E | BRAZORIA   | 02/22/2010 | \$38,420         | \$0              | \$0            | \$38,420   |
| WQ  | 37910    | City of Bridgeport                    | TX0119733    | 2009-1034-MWD-E | WISE       | 02/22/2010 | \$12,000         | \$2,400          | \$0            | \$9,600    |
| WQ  | 38086    | City of Brownwood                     | TX0047040000 | 2009-1269-WQ-E  | BROWN      | 10/18/2009 | \$700            | \$0              | \$700          | \$0        |
| WQ  | 38111    | City of Buffalo                       | TX0053627    | 2009-1267-MWD-E | LEON       | 04/11/2010 | \$3,425          | \$685            | \$2,740        | \$0        |
| WQ  | 37904    | City of Canadian                      | TX0053961    | 2009-1021-MWD-E | HEMPHILL   | 11/27/2009 | \$4,400          | \$880            | \$3,520        | \$0        |
| WQ  | 39024    | City of Canton                        | TX0099112    | 2010-0109-MWD-E | VAN ZANDT  | 06/18/2010 | \$6,850          | \$1,370          | \$5,480        | \$0        |
| WQ  | 38273    | City of Carrizo Springs               | TX0025976    | 2009-1412-MWD-E | DIMITT     | 03/08/2010 | \$5,650          | \$1,130          | \$4,520        | \$0        |
| WQ  | 37869    | City of Celeste                       | TX0024180    | 2009-1044-MWD-E | HUNT       | 11/27/2009 | \$10,400         | \$2,080          | \$8,320        | \$0        |
| WQ  | 38759    | City of Celina                        | TX0023272    | 2009-1889-MWD-E | COLLIN     | 06/18/2010 | \$7,140          | \$1,428          | \$5,712        | \$0        |
| WQ  | 37871    | City of Centerville                   | TX0077810    | 2009-0997-MWD-E | LEON       | 10/31/2009 | \$6,150          | \$1,230          | \$4,920        | \$0        |
| WQ  | 39095    | City of Charlotte                     | TX0033375    | 2010-0182-MWD-E | ATASCOSA   | 06/26/2010 | \$7,710          | \$1,542          | \$6,168        | \$0        |
| WQ  | 37157    | City of Chillicothe                   | TX0053066    | 2009-0202-MWD-E | HARDEMAN   | 04/25/2010 | \$59,820         | \$59,820         | \$0            | \$0        |
| WQ  | 39028    | City of Cleveland                     | TX0053473    | 2010-0103-MWD-E | LIBERTY    | 06/18/2010 | \$5,460          | \$1,092          | \$4,368        | \$0        |
| WQ  | 39107    | City of Clifton                       | TX0033936    | 2010-0199-MWD-E | BOSQUE     | 06/26/2010 | \$3,500          | \$700            | \$2,800        | \$0        |
| WQ  | 38910    | City of Colorado City                 | WQ001007700  | 2009-2088-MWD-E | MITCHELL   | 06/18/2010 | \$1,410          | \$0              | \$1,410        | \$0        |
| WQ  | 38009    | City of Converse                      |              | 2009-1201-WQ-E  | BEXAR      | 02/07/2010 | \$3,060          | \$612            | \$2,448        | \$0        |
| WQ  | 37811    | City of Corpus Christi                | TX0047058    | 2009-0974-MWD-E | NUECES     | 01/28/2010 | \$7,300          | \$0              | \$0            | \$7,300    |
| WQ  | 38786    | City of Dallas                        | TX0047830    | 2009-1941-MWD-E | DALLAS     | 08/30/2010 | \$9,100          | \$0              | \$0            | \$9,100    |
| WQ  | 37116    | City of Dublin                        | TX0054348    | 2009-0164-MWD-E | ERATH      | 08/21/2010 | \$102,000        | \$0              | \$102,000      | \$0        |
| WQ  | 38771    | City of Eagle Lake                    | TX0072885    | 2009-1911-MWD-E | COLORADO   | 06/18/2010 | \$8,505          | \$1,701          | \$6,804        | \$0        |
| WQ  | 37514    | City of Eagle Pass Water Works System | TX0107492    | 2009-0607-MWD-E | MAVERICK   | 11/13/2009 | \$24,605         | \$0              | \$24,605       | \$0        |
| WQ  | 39118    | City of East Tawakoni                 | TX0101303    | 2010-0201-MWD-E | RAINS      | 08/09/2010 | \$7,895          | \$1,579          | \$0            | \$6,316    |

\* There are Multiple Respondent Names associated to this Case No.





**Singles Program**

**Appendix 5: List of Administrative Orders Issued FY2010**

Date Range Selected : 09/01/2009 - 8/31/2010

| PGM | Case No. | Respondent Name      | TCEQ ID     | Docket#         | County       | Order Date | Penalty Assessed | Penalty Deferred | Payable Amount | SEP Offset |
|-----|----------|----------------------|-------------|-----------------|--------------|------------|------------------|------------------|----------------|------------|
| WQ  | 37891    | City of Elkhart      | WQ001073500 | 2009-1025-MWD-E | ANDERSON     | 01/28/2010 | \$2,790          | \$558            | \$2,232        | \$0        |
| WQ  | 38358    | City of Fairfield    | TX0075850   | 2009-1492-MWD-E | FREESTONE    | 06/04/2010 | \$9,970          | \$1,994          | \$0            | \$7,976    |
| WQ  | 37821    | City of Farwell      | WQ001066100 | 2009-0948-MWD-E | PARMER       | 10/31/2009 | \$4,500          | \$900            | \$3,600        | \$0        |
| WQ  | 38870    | City of Florence     | TX0078247   | 2009-2048-MWD-E | WILLIAMSON   | 08/30/2010 | \$5,970          | \$1,194          | \$4,776        | \$0        |
| WQ  | 37835    | City Of Follett      | WQ001050800 | 2009-0961-MWD-E | LIPSCOMB     | 02/07/2010 | \$4,160          | \$832            | \$3,328        | \$0        |
| WQ  | 37784    | City of Fort Worth   |             | 2009-0900-WQ-E  | TARRANT      | 11/13/2009 | \$6,250          | \$0              | \$0            | \$6,250    |
| WQ  | 38951    | City of Fort Worth   | TX0047295   | 2010-0046-MWD-E | TARRANT      | 08/09/2010 | \$7,550          | \$0              | \$0            | \$7,550    |
| WQ  | 38368    | City of Galveston    | 21945       | 2009-1488-SLG-E | GALVESTON    | 05/09/2010 | \$5,400          | \$1,080          | \$0            | \$4,320    |
| WQ  | 38980    | City of Gatesville   | WQ001017600 | 2010-0063-MWD-E | CORYELL      | 06/26/2010 | \$5,130          | \$0              | \$5,130        | \$0        |
| WQ  | 38660    | City of Gonzales     | TX0027243   | 2009-1814-MWD-E | GONZALES     | 04/11/2010 | \$3,525          | \$705            | \$2,820        | \$0        |
| WQ  | 37374    | City of Grapevine    | TX0032018   | 2009-0441-MWD-E | TARRANT      | 10/04/2009 | \$3,750          | \$0              | \$0            | \$3,750    |
| WQ  | 38035    | City of Gregory      |             | 2009-1197-WQ-E  | SAN PATRICIO | 02/07/2010 | \$2,100          | \$420            | \$1,680        | \$0        |
| WQ  | 38649    | City of Groveton     | WQ001055600 | 2009-1799-MWD-E | TRINITY      | 04/25/2010 | \$10,700         | \$2,140          | \$8,560        | \$0        |
| WQ  | 38064    | City of Hawk Cove    | TX0126691   | 2009-1193-MWD-E | HUNT         | 03/08/2010 | \$3,575          | \$715            | \$2,860        | \$0        |
| WQ  | 38760    | City of Hempstead    | TX0023809   | 2009-1924-MWD-E | WALLER       | 06/04/2010 | \$24,750         | \$0              | \$24,750       | \$0        |
| WQ  | 38256    | City of Hempstead    | TX0023809   | 2009-1401-MWD-E | WALLER       | 04/11/2010 | \$15,875         | \$0              | \$15,875       | \$0        |
| WQ  | 38622    | CITY OF HENRIETTA    | TX0022306   | 2009-1774-MWD-E | CLAY         | 04/11/2010 | \$5,074          | \$1,014          | \$4,060        | \$0        |
| WQ  | 37718    | City of Karnes City  | TX0086134   | 2009-0814-MWD-E | KARNES       | 11/27/2009 | \$9,030          | \$0              | \$9,030        | \$0        |
| WQ  | 32700    | City of Kemp         | TX0023396   | 2009-0964-MWD-E | KAUFMAN      | 05/09/2010 | \$18,690         | \$0              | \$18,690       | \$0        |
| WQ  | 36157    | City of Kenedy       | WQ000452500 | 2008-1104-SLG-E | KARNES       | 01/28/2010 | \$4,075          | \$0              | \$0            | \$4,075    |
| WQ  | 38661    | City of Krum         | TX0024198   | 2009-1815-MWD-E | DENTON       | 05/09/2010 | \$4,860          | \$972            | \$0            | \$3,888    |
| WQ  | 38955    | City of La Coste     | TX0107743   | 2010-0038-MWD-E | MEDINA       | 07/11/2010 | \$14,990         | \$0              | \$14,990       | \$0        |
| WQ  | 38011    | City of La Grange    | TX0020923   | 2009-0951-MWD-E | FAYETTE      | 03/08/2010 | \$4,100          | \$820            | \$0            | \$3,280    |
| WQ  | 38917    | City of Leander      |             | 2010-0016-WQ-E  | TRAVIS       | 05/09/2010 | \$700            | \$0              | \$700          | \$0        |
| WQ  | 38050    | City of Leander      | TX0092151   | 2009-1206-MWD-E | WILLIAMSON   | 08/21/2010 | \$13,490         | \$2,698          | \$10,792       | \$0        |
| WQ  | 37991    | City of Leander      |             | 2009-1149-WQ-E  | WILLIAMSON   | 07/11/2010 | \$2,700          | \$540            | \$2,160        | \$0        |
| WQ  | 37562    | City of Leonard      | TX0054208   | 2009-0661-MWD-E | FANNIN       | 10/18/2009 | \$8,010          | \$1,602          | \$6,408        | \$0        |
| WQ  | 38722    | City of Lewisville   | TX0052892   | 2009-1890-MWD-E | DENTON       | 06/04/2010 | \$4,850          | \$0              | \$4,850        | \$0        |
| WQ  | 39385    | City of Lipan        | TX0111333   | 2010-0476-MWD-E | HOOD         | 08/30/2010 | \$2,067          | \$0              | \$2,067        | \$0        |
| WQ  | 37988    | City of Loraine      | TX0100056   | 2009-1136-MWD-E | MITCHELL     | 01/28/2010 | \$2,675          | \$535            | \$2,140        | \$0        |
| WQ  | 38791    | City of Lubbock      | TX0106071   | 2009-1973-MLM-E | LUBBOCK      | 06/26/2010 | \$66,665         | \$13,333         | \$53,332       | \$0        |
| WQ  | 38133    | City of Madisonville | WQ001021500 | 2009-1248-MWD-E | MADISON      | 03/08/2010 | \$4,425          | \$885            | \$0            | \$3,540    |

\* There are Multiple Respondent Names associated to this Case No.



**Singles Program**

**Appendix 5: List of Administrative Orders Issued FY2010**

Date Range Selected : 09/01/2009 - 8/31/2010

| PGM | Case No. | Respondent Name         | TCEQ ID     | Docket#         | County       | Order Date | Penalty Assessed | Penalty Deferred | Payable Amount | SEP Offset |
|-----|----------|-------------------------|-------------|-----------------|--------------|------------|------------------|------------------|----------------|------------|
| WQ  | 38008    | City of Marlin          | TXRNER264   | 2009-1170-WQ-E  | FALLS        | 10/18/2009 | \$700            | \$0              | \$700          | \$0        |
| WQ  | 38144    | City of Mart            | TX0026051   | 2009-1302-MWD-E | MCLENNAN     | 04/11/2010 | \$3,725          | \$745            | \$2,980        | \$0        |
| WQ  | 38503    | City of Maypearl        | TX0053571   | 2009-1641-MWD-E | ELLIS        | 04/11/2010 | \$17,730         | \$0              | \$0            | \$17,730   |
| WQ  | 39100    | City of McCamey         | WQ001021800 | 2010-0200-MWD-E | UPTON        | 06/26/2010 | \$4,000          | \$800            | \$3,200        | \$0        |
| WQ  | 38142    | City of McGregor        | WQ001021900 | 2009-1303-MWD-E | MCLENNAN     | 04/11/2010 | \$3,825          | \$765            | \$3,060        | \$0        |
| WQ  | 38021    | City of Meadow          | WQ001034600 | 2009-1179-MWD-E | TERRY        | 12/18/2009 | \$2,100          | \$420            | \$1,680        | \$0        |
| WQ  | 39106    | City of Mexia           | TX0052990   | 2010-0163-MWD-E | LIMESTONE    | 08/21/2010 | \$6,850          | \$1,370          | \$5,480        | \$0        |
| WQ  | 38102    | City of Midway          | TX0102849   | 2009-1257-MWD-E | MADISON      | 02/07/2010 | \$5,175          | \$1,035          | \$4,140        | \$0        |
| WQ  | 38719    | City of Mount Pleasant  | TX0105171   | 2009-1867-MWD-E | TITUS        | 06/04/2010 | \$19,125         | \$0              | \$19,125       | \$0        |
| WQ  | 36842    | City of Mullin          | TX0119008   | 2008-1820-MWD-E | MILLS        | 03/08/2010 | \$13,000         | \$13,000         | \$0            | \$0        |
| WQ  | 39113    | City of Nome            | TX0054178   | 2009-1981-MWD-E | JEFFERSON    | 07/11/2010 | \$21,510         | \$4,302          | \$0            | \$17,208   |
| WQ  | 37950    | City of Olney           | TX0024261   | 2009-1114-MWD-E | YOUNG        | 12/18/2009 | \$3,885          | \$777            | \$3,108        | \$0        |
| WQ  | 37578    | City of Palestine       | TX0025453   | 2009-0659-MWD-E | ANDERSON     | 12/18/2009 | \$28,700         | \$5,740          | \$0            | \$22,960   |
| WQ  | 38655    | City of Palmer          | TX0026603   | 2009-1803-MWD-E | ELLIS        | 06/12/2010 | \$9,430          | \$0              | \$0            | \$9,430    |
| WQ  | 38116    | City Of Petersburg      | WQ001024600 | 2009-1256-MWD-E | HALE         | 12/18/2009 | \$2,300          | \$0              | \$2,300        | \$0        |
| WQ  | 39459    | City of Pineland        | TX0027154   | 2010-0551-MWD-E | SABINE       | 08/30/2010 | \$4,970          | \$994            | \$3,976        | \$0        |
| WQ  | 39001    | City of Premont         | WQ001025300 | 2010-0043-MWD-E | JIM WELLS    | 06/26/2010 | \$2,955          | \$591            | \$2,364        | \$0        |
| WQ  | 38698    | City of Ranger          | TX0118702   | 2009-1843-MWD-E | EASTLAND     | 06/26/2010 | \$39,600         | \$0              | \$39,600       | \$0        |
| WQ  | 37589    | City of Reno (Lamar Co) | TX0082309   | 2009-0669-MWD-E | LAMAR        | 10/31/2009 | \$12,015         | \$2,403          | \$0            | \$9,612    |
| WQ  | 37757    | City of Rio Grande City | TX0068764   | 2009-0866-MWD-E | STARR        | 06/18/2010 | \$25,686         | \$5,137          | \$0            | \$20,549   |
| WQ  | 38248    | City of Robinson        |             | 2009-1473-WQ-E  | MCLENNAN     | 04/25/2010 | \$5,100          | \$0              | \$0            | \$5,100    |
| WQ  | 37500    | City of Sabinal         | TX0118435   | 2009-0577-MWD-E | UVALDE       | 10/31/2009 | \$5,540          | \$0              | \$0            | \$5,540    |
| WQ  | 37738    | City of Sadler          | TX0055361   | 2009-0840-MWD-E | GRAYSON      | 06/26/2010 | \$11,200         | \$8,726          | \$2,474        | \$0        |
| WQ  | 37552    | City of San Benito      | TX0125971   | 2009-0626-MWD-E | CAMERON      | 11/27/2009 | \$21,790         | \$4,358          | \$0            | \$17,432   |
| WQ  | 36856    | City of San Marcos      | 11-06071901 | 2008-1842-EAQ-E | HAYS         | 09/21/2009 | \$2,140          | \$428            | \$0            | \$1,712    |
| WQ  | 38869    | City of San Marcos      | 11-08040302 | 2009-2040-EAQ-E | HAYS         | 07/11/2010 | \$4,750          | \$950            | \$0            | \$3,800    |
| WQ  | 38682    | City of Santa Rosa      | TX0075451   | 2009-1899-MWD-E | CAMERON      | 06/26/2010 | \$3,125          | \$625            | \$0            | \$2,500    |
| WQ  | 36735    | City of Seymour         | TX0117641   | 2008-1717-MWD-E | BAYLOR       | 10/31/2009 | \$15,875         | \$3,175          | \$12,700       | \$0        |
| WQ  | 38271    | City of Shavano Park    | 13-09061102 | 2009-1404-EAQ-E | BEXAR        | 02/22/2010 | \$1,875          | \$375            | \$1,500        | \$0        |
| WQ  | 37863    | City of Sinton          | TX0024562   | 2009-0995-MWD-E | SAN PATRICIO | 02/22/2010 | \$2,360          | \$472            | \$1,888        | \$0        |
| WQ  | 39023    | City of Splendora       | TX0102512   | 2010-0108-MWD-E | MONTGOMERY   | 07/11/2010 | \$6,288          | \$1,257          | \$5,031        | \$0        |
| WQ  | 38974    | City of Streetman       | TX0072338   | 2010-0058-MWD-E | FREESTONE    | 08/09/2010 | \$5,370          | \$1,074          | \$4,296        | \$0        |

\* There are Multiple Respondent Names associated to this Case No.



**TCEQ**  
Singles Program

**Appendix 5: List of Administrative Orders Issued FY2010**

Date Range Selected : 09/01/2009 - 8/31/2010

| PGM | Case No. | Respondent Name                               | TCEQ ID     | Docket#         | County     | Order Date | Penalty Assessed | Penalty Deferred | Payable Amount | SEP Offset |
|-----|----------|---|-------------|-----------------|------------|------------|------------------|------------------|----------------|------------|
| WQ  | 37520    | City of Teague                                | TX0034509   | 2009-0594-MWD-E | FREESTONE  | 09/21/2009 | \$7,462          | \$1,492          | \$0            | \$5,970    |
| WQ  | 38624    | City of Texarkana                             | TX0099287   | 2009-1770-MWD-E | BOWIE      | 04/25/2010 | \$6,200          | \$1,240          | \$4,960        | \$0        |
| WQ  | 37564    | City of Valley View                           | TX0087343   | 2009-0629-MWD-E | COOKE      | 11/27/2009 | \$15,470         | \$3,094          | \$0            | \$12,376   |
| WQ  | 37610    | City of Waller                                | TX0032476   | 2009-0704-MWD-E | WALLER     | 10/18/2009 | \$1,690          | \$338            | \$1,352        | \$0        |
| WQ  | 37460    | City of Webster                               | TX0024589   | 2009-0536-MWD-E | HARRIS     | 10/18/2009 | \$8,250          | \$1,650          | \$6,600        | \$0        |
| WQ  | 37993    | City of Wellman                               | WQ001364200 | 2009-1145-MWD-E | TERRY      | 02/07/2010 | \$2,725          | \$545            | \$0            | \$2,180    |
| WQ  | 37512    | City of Wellman                               | WQ001364200 | 2009-0627-MWD-E | TERRY      | 11/13/2009 | \$6,720          | \$1,344          | \$0            | \$5,376    |
| WQ  | 37990    | City of Wichita Falls                         | TXR05Y564   | 2009-1154-WQ-E  | WICHITA    | 11/13/2009 | \$890            | \$178            | \$712          | \$0        |
| WQ  | 37759    | City of Willow Park                           | TX0099732   | 2009-0864-MWD-E | PARKER     | 10/18/2009 | \$8,610          | \$1,722          | \$6,888        | \$0        |
| WQ  | 38072    | City of Wortham                               | WQ001055100 | 2009-1228-MWD-E | FREESTONE  | 03/20/2010 | \$16,725         | \$3,345          | \$13,380       | \$0        |
| WQ  | 37819    | City Public Service Of San Antonio            | TX0063681   | 2009-0968-MWD-E | BEXAR      | 02/22/2010 | \$5,350          | \$1,070          | \$0            | \$4,280    |
| WQ  | 38884    | Classic Special Real Estate, Ltd.             | 11-95012702 | 2009-2062-EAQ-E | WILLIAMSON | 08/09/2010 | \$3,000          | \$600            | \$2,400        | \$0        |
| WQ  | 38277    | Claybar Construction, LLP                     | TXR05Y721   | 2009-1423-WQ-E  | ORANGE     | 11/13/2009 | \$700            | \$0              | \$700          | \$0        |
| WQ  | 38007    | CMH Parks, Inc.                               | TX0116491   | 2009-1160-MWD-E | COLLIN     | 01/28/2010 | \$9,990          | \$1,998          | \$7,992        | \$0        |
| WQ  | 37574    | CNL Income Splashtown, LLC *                  | TX0073105   | 2009-0665-MWD-E | HARRIS     | 03/08/2010 | \$1,850          | \$370            | \$1,480        | \$0        |
| WQ  | 38862    | Columbia-Brazoria Independent School District | TX0079235   | 2009-2027-MWD-E | BRAZORIA   | 05/09/2010 | \$3,140          | \$628            | \$2,512        | \$0        |
| WQ  | 38757    | Comal County                                  | 13-09082001 | 2009-1908-EAQ-E | COMAL      | 04/11/2010 | \$750            | \$150            | \$600          | \$0        |
| WQ  | 38405    | Comal Independent School District             | 13-04101101 | 2009-1536-EAQ-E | COMAL      | 03/08/2010 | \$4,700          | \$940            | \$3,760        | \$0        |
| WQ  | 37582    | Connie Rogers                                 | 710674      | 2009-0673-SLG-E | HIDALGO    | 12/03/2009 | \$2,000          | \$0              | \$2,000        | \$0        |
| WQ  | 38036    | COOK, LOUIS                                   | 11-98090101 | 2009-1198-EAQ-E | HAYS       | 01/28/2010 | \$2,000          | \$400            | \$1,600        | \$0        |
| WQ  | 38062    | Coston & Son, Inc.                            | TXG110508   | 2009-1220-IWD-E | LAMAR      | 04/11/2010 | \$10,440         | \$2,088          | \$8,352        | \$0        |
| WQ  | 33028    | Creek Park Corporation                        | TX0118770   | 2007-0410-MWD-E | JOHNSON    | 09/21/2009 | \$16,380         | \$0              | \$16,380       | \$0        |
| WQ  | 37091    | D & K Development Corp.                       | TX0105872   | 2009-0143-MWD-E | TARRANT    | 04/11/2010 | \$62,400         | \$19,212         | \$43,188       | \$0        |
| WQ  | 38572    | Daniels Building & Construction, Inc.         |             | 2009-1719-WQ-E  | JEFFERSON  | 02/22/2010 | \$700            | \$0              | \$700          | \$0        |
| WQ  | 38843    | Daniels Building & Construction, Inc.         |             | 2009-2013-WQ-E  | JEFFERSON  | 06/04/2010 | \$1,800          | \$360            | \$1,440        | \$0        |
| WQ  | 38699    | David Besser Homes, LLC                       | TXR15LU59   | 2009-1874-WQ-E  | ROCKWALL   | 04/11/2010 | \$700            | \$0              | \$700          | \$0        |
| WQ  | 39528    | David Wood Construction, L.P.                 | TXR15PJ62   | 2010-0640-WQ-E  | KING       | 08/21/2010 | \$700            | \$0              | \$700          | \$0        |
| WQ  | 38718    | Decoty Coffee Company                         | TXRNEW721   | 2009-1873-WQ-E  | TOM GREEN  | 04/11/2010 | \$700            | \$0              | \$700          | \$0        |
| WQ  | 37482    | DENNIS, DOUG                                  |             | 2009-0555-OSI-E | PARKER     | 10/18/2009 | \$1,011          | \$202            | \$809          | \$0        |
| WQ  | 36094    | Devon Development Corporation                 |             | 2008-1018-WQ-E  | PARKER     | 09/21/2009 | \$1,050          | \$0              | \$1,050        | \$0        |
| WQ  | 39504    | Dominion Homes, L.P.                          | TXR15PI45   | 2010-0579-WQ-E  | RANDALL    | 08/09/2010 | \$700            | \$0              | \$700          | \$0        |
| WQ  | 38795    | Double Diamond Properties Construction Co.    | TXR15OM52   | 2009-1948-WQ-E  | GRAYSON    | 08/21/2010 | \$5,550          | \$1,110          | \$4,440        | \$0        |

\* There are Multiple Respondent Names associated to this Case No.



## Appendix 5: List of Administrative Orders Issued FY2010

Date Range Selected : 09/01/2009 - 8/31/2010

| PGM | Case No. | Respondent Name                                     | TCEQ ID     | Docket#         | County       | Order Date | Penalty Assessed | Penalty Deferred | Payable Amount | SEP Offset |
|-----|----------|---|-------------|-----------------|--------------|------------|------------------|------------------|----------------|------------|
| WQ  | 39409    | DOVER FLUID MANAGEMENT, INC.                        | TXR05Z109   | 2010-0495-WQ-E  | SMITH        | 08/09/2010 | \$700            | \$0              | \$700          | \$0        |
| WQ  | 36678    | Downstream Environmental, L.L.C.                    | TXRNER937   | 2008-1660-WQ-E  | HARRIS       | 06/18/2010 | \$3,210          | \$0              | \$3,210        | \$0        |
| WQ  | 38073    | Draper Construction & Land Development, LLC         |             | 2009-1241-WQ-E  | HARRISON     | 02/22/2010 | \$16,050         | \$0              | \$8,025        | \$8,025    |
| WQ  | 39055    | DRENNAN DAY CUSTOM HOMES INC.                       | 11-10021201 | 2010-0147-EAQ-E | WILLIAMSON   | 08/09/2010 | \$2,500          | \$500            | \$2,000        | \$0        |
| WQ  | 39570    | Drewery Construction Company, Incorporated          |             | 2010-0667-WQ-E  | NACOGDOCHES  | 08/21/2010 | \$700            | \$0              | \$700          | \$0        |
| WQ  | 38949    | Duchmandola, Ltd.                                   | WQ000478000 | 2010-0032-IWD-E | HAYS         | 08/09/2010 | \$4,200          | \$840            | \$3,360        | \$0        |
| WQ  | 38031    | Duval County Conservation and Reclamation District  | TX0127141   | 2009-1200-MWD-E | DUVAL        | 01/28/2010 | \$2,675          | \$535            | \$2,140        | \$0        |
| WQ  | 37648    | Easher Corporation                                  | TX0118010   | 2009-0880-IWD-E | PALO PINTO   | 11/27/2009 | \$3,060          | \$612            | \$2,448        | \$0        |
| WQ  | 14612    | EBAA Iron, Inc.                                     | TXR05K279   | 2004-0505-WQ-E  | EASTLAND     | 11/14/2009 | \$6,405          | \$0              | \$6,405        | \$0        |
| WQ  | 37328    | El Modeno Gardens, Inc. *                           |             | 2009-0459-WQ-E  | TYLER        | 11/27/2009 | \$12,500         | \$2,500          | \$10,000       | \$0        |
| WQ  | 38644    | ELG Metals, Inc.                                    | TX0106861   | 2009-1795-IWD-E | HARRIS       | 04/25/2010 | \$3,640          | \$728            | \$2,912        | \$0        |
| WQ  | 38438    | Ellinger Sewer and Water Supply Corporation         | TX0066648   | 2009-1569-MWD-E | FAYETTE      | 04/11/2010 | \$4,500          | \$0              | \$4,500        | \$0        |
| WQ  | 38603    | Evonik Degussa Corporation                          | TX0007544   | 2009-1747-IWD-E | ORANGE       | 05/09/2010 | \$17,380         | \$3,476          | \$13,904       | \$0        |
| WQ  | 38065    | ExxonMobil Oil Corporation                          | TX0118737   | 2009-1194-IWD-E | JEFFERSON    | 06/04/2010 | \$5,819          | \$1,163          | \$4,656        | \$0        |
| WQ  | 37567    | FARASAT ALI DBA Alpine Used Auto Parts              | TXR05H784   | 2009-0690-WQ-E  | FORT BEND    | 04/09/2010 | \$29,580         | \$0              | \$29,580       | \$0        |
| WQ  | 37358    | FLAT ROCK MINERALS LLC                              | TXR05X737   | 2009-0421-WQ-E  | UPSHUR       | 07/16/2010 | \$10,650         | \$0              | \$10,650       | \$0        |
| WQ  | 37760    | Flournoy Construction Company, L.L.C.               | TXR15NX44   | 2009-0873-WQ-E  | BEXAR        | 09/21/2009 | \$700            | \$0              | \$700          | \$0        |
| WQ  | 37888    | Fort Bend County Municipal Utility District 58      | TX0126675   | 2009-0976-MWD-E | FORT BEND    | 01/28/2010 | \$2,400          | \$480            | \$1,920        | \$0        |
| WQ  | 38975    | Fort Bend County Municipal Utility District No. 124 | TX0119873   | 2010-0059-MWD-E | FORT BEND    | 08/21/2010 | \$6,960          | \$0              | \$6,960        | \$0        |
| WQ  | 37680    | FOSTER, JERICO                                      | 000000      | 2009-0775-SLG-E | HARRIS       | 02/27/2010 | \$3,500          | \$0              | \$3,500        | \$0        |
| WQ  | 36869    | Four D. Construction, Inc.                          |             | 2008-1851-WQ-E  | DALLAS       | 10/11/2009 | \$3,120          | \$0              | \$3,120        | \$0        |
| WQ  | 37855    | Fruitvale Independent School District               | TX0087246   | 2009-0983-MWD-E | VAN ZANDT    | 10/31/2009 | \$5,520          | \$1,104          | \$4,416        | \$0        |
| WQ  | 37366    | FUESSEL, TERRY                                      |             | 2009-0479-OSS-E | IRION        | 01/28/2010 | \$262            | \$0              | \$262          | \$0        |
| WQ  | 39503    | G.T.T. General Contractors, Inc.                    | TXR15PK76   | 2010-0580-WQ-E  | MONTGOMERY   | 08/21/2010 | \$700            | \$0              | \$700          | \$0        |
| WQ  | 39115    | GAY, BRIAN K  |             | 2010-0203-OSI-E | BRAZORIA     | 08/21/2010 | \$469            | \$93             | \$376          | \$0        |
| WQ  | 38509    | George Welch Custom Homes LLC                       | TXR15OM80   | 2009-1656-WQ-E  | ROCKWALL     | 12/18/2009 | \$700            | \$0              | \$700          | \$0        |
| WQ  | 39782    | GILSON, GRANT H                                     |             | 2010-0928-LII-E | ORANGE       | 08/30/2010 | \$175            | \$0              | \$175          | \$0        |
| WQ  | 38356    | GM Fabricators LP dba Gulf Marine Fabricators       | TX0102890   | 2009-1534-IWD-E | SAN PATRICIO | 02/07/2010 | \$4,316          | \$863            | \$3,453        | \$0        |

\* There are Multiple Respondent Names associated to this Case No.



**TCEQ**  
Singles Program

**Appendix 5: List of Administrative Orders Issued FY2010**

Date Range Selected : 09/01/2009 - 8/31/2010

| PGM | Case No. | Respondent Name  | TCEQ ID     | Docket#         | County     | Order Date | Penalty Assessed | Penalty Deferred | Payable Amount | SEP Offset |
|-----|----------|--|-------------|-----------------|------------|------------|------------------|------------------|----------------|------------|
| WQ  | 37084    | GOMER, JEROME  |             | 2009-0145-WQ-E  | BELL       | 10/04/2009 | \$3,000          | \$0              | \$3,000        | \$0        |
| WQ  | 38030    | GOMEZ, ADRIAN  | TXR05Y312   | 2009-1165-WQ-E  | PALO PINTO | 02/22/2010 | \$2,647          | \$529            | \$2,118        | \$0        |
| WQ  | 37577    | Grand Ranch Treatment Company                            | TX0115991   | 2009-0660-MWD-E | JOHNSON    | 10/04/2009 | \$1,310          | \$262            | \$1,048        | \$0        |
| WQ  | 37742    | GUERRA & REYNA INVESTMENTS LP                            | 13-07083002 | 2009-0872-EAQ-E | BEXAR      | 10/18/2009 | \$750            | \$150            | \$600          | \$0        |
| WQ  | 39235    | Haas-Anderson Construction, Ltd.                         |             | 2010-0349-WQ-E  | KLEBERG    | 08/09/2010 | \$700            | \$0              | \$700          | \$0        |
| WQ  | 37798    | Halliburton Energy Services, Inc.                        | TX0078638   | 2009-0923-IWD-E | HARRIS     | 11/27/2009 | \$8,520          | \$0              | \$8,520        | \$0        |
| WQ  | 37653    | Hammond Mound Utilities, Inc.                            | TX0117366   | 2009-0752-MWD-E | WALLER     | 10/04/2009 | \$1,300          | \$260            | \$1,040        | \$0        |
| WQ  | 37461    | Hampton-Kelley Investments, LLC                          |             | 2009-0541-WQ-E  | PARKER     | 12/18/2009 | \$1,050          | \$210            | \$840          | \$0        |
| WQ  | 38535    | Hanson Aggregates West, LLC                              | 13-02041002 | 2009-1685-EAQ-E | COMAL      | 03/20/2010 | \$650            | \$130            | \$520          | \$0        |
| WQ  | 37273    | Hanson Aggregates, Inc.                                  | TX0000345   | 2009-0343-IWD-E | WISE       | 10/04/2009 | \$8,108          | \$1,621          | \$6,487        | \$0        |
| WQ  | 37452    | Harris County Municipal District 148                     | TX0071897   | 2009-0575-MWD-E | HARRIS     | 11/13/2009 | \$21,650         | \$4,330          | \$0            | \$17,320   |
| WQ  | 37241    | Harris County Municipal Utility District 109             | TX0058963   | 2009-0305-MWD-E | HARRIS     | 09/21/2009 | \$10,000         | \$0              | \$0            | \$10,000   |
| WQ  | 37225    | Harris County Municipal Utility District 167             | TX0094307   | 2009-0304-MWD-E | HARRIS     | 01/28/2010 | \$3,740          | \$748            | \$2,992        | \$0        |
| WQ  | 38562    | Harris County Municipal Utility District 238             | TX0093891   | 2009-1831-MWD-E | HARRIS     | 06/18/2010 | \$3,900          | \$780            | \$3,120        | \$0        |
| WQ  | 38696    | Harris County Municipal Utility District 285             | TX0092991   | 2009-1841-MWD-E | HARRIS     | 04/25/2010 | \$950            | \$190            | \$760          | \$0        |
| WQ  | 39184    | Harris County Municipal Utility District 304             | TX0097225   | 2010-0275-MWD-E | HARRIS     | 08/09/2010 | \$2,240          | \$448            | \$1,792        | \$0        |
| WQ  | 39079    | Harris County Municipal Utility District 401             | TX0125687   | 2010-0172-MWD-E | HARRIS     | 08/09/2010 | \$920            | \$184            | \$736          | \$0        |
| WQ  | 37689    | Harris County Municipal Utility District 82              | TX0071528   | 2009-0784-MWD-E | HARRIS     | 11/13/2009 | \$13,400         | \$0              | \$13,400       | \$0        |
| WQ  | 37995    | Hays Consolidated Independent School District            | 11-09021801 | 2009-1124-EAQ-E | HAYS       | 11/27/2009 | \$750            | \$150            | \$600          | \$0        |
| WQ  | 37503    | Herlinda Deleon Enterprises, Inc.                        | TXG110856   | 2009-0614-IWD-E | LUBBOCK    | 05/01/2010 | \$2,279          | \$0              | \$2,279        | \$0        |
| WQ  | 38345    | HOLDER, DOUG   |             | 2009-1480-OSI-E | JOHNSON    | 11/27/2009 | \$210            | \$0              | \$210          | \$0        |
| WQ  | 39417    | Hoover Construction Company, Inc.                        | TXR15PK17   | 2010-0501-WQ-E  | LIVE OAK   | 08/30/2010 | \$750            | \$150            | \$600          | \$0        |
| WQ  | 39507    | House of Boats, INC.                                     | TXR05R590   | 2010-0604-WQ-E  | ARANSAS    | 08/21/2010 | \$700            | \$0              | \$700          | \$0        |
| WQ  | 37768    | Hudspeth County Water Control And Improvement District 1 | TX0115657   | 2009-0537-MWD-E | HUDSPETH   | 10/04/2009 | \$8,400          | \$1,680          | \$6,720        | \$0        |
| WQ  | 36052    | Humble Partners Limited Partnership                      | TX0020320   | 2008-1050-MWD-E | HARRIS     | 08/30/2010 | \$3,529          | \$0              | \$3,529        | \$0        |
| WQ  | 37741    | HYDER, SYED N  | TX0071145   | 2009-0850-MWD-E | BRAZOS     | 02/07/2010 | \$42,840         | \$8,568          | \$34,272       | \$0        |
| WQ  | 33142    | Ice Melt Products, L.L.C.                                | TXR05Q769   | 2007-0748-MLM-E | BORDEN     | 12/18/2009 | \$1,980          | \$0              | \$1,980        | \$0        |
| WQ  | 38561    | Igloo Products Corp.                                     | TX0079057   | 2009-1726-IWD-E | WALLER     | 06/04/2010 | \$3,619          | \$723            | \$2,896        | \$0        |

\* There are Multiple Respondent Names associated to this Case No.



**Singles Program**

**Appendix 5: List of Administrative Orders Issued FY2010**

Date Range Selected : 09/01/2009 - 8/31/2010

| PGM | Case No. | Respondent Name                              | TCEQ ID     | Docket#         | County      | Order Date | Penalty Assessed | Penalty Deferred | Payable Amount | SEP Offset |
|-----|----------|--|-------------|-----------------|-------------|------------|------------------|------------------|----------------|------------|
| WQ  | 38471    | Independence Woods, LLC.                     | 11-05011402 | 2009-1608-EAQ-E | TRAVIS      | 04/25/2010 | \$9,375          | \$1,875          | \$7,500        | \$0        |
| WQ  | 38281    | Ingram ReadyMix, Inc.                        | TXG110027   | 2009-1414-IWD-E | NUECES      | 02/07/2010 | \$3,420          | \$684            | \$2,736        | \$0        |
| WQ  | 39378    | Ingram ReadyMix, Inc.                        | TXR05O439   | 2010-0463-IWD-E | BURNET      | 08/21/2010 | \$900            | \$180            | \$720          | \$0        |
| WQ  | 37607    | Ingram ReadyMix, Inc.                        | TXR05U444   | 2009-0698-MLM-E | MEDINA      | 10/04/2009 | \$3,750          | \$750            | \$3,000        | \$0        |
| WQ  | 37457    | Inverness Forest Improvement District        | TX0023612   | 2009-0538-MWD-E | HARRIS      | 09/21/2009 | \$4,050          | \$810            | \$3,240        | \$0        |
| WQ  | 38166    | Is Zen Center                                | TX0126306   | 2009-1327-MWD-E | MONTGOME RY | 06/18/2010 | \$6,150          | \$1,230          | \$4,920        | \$0        |
| WQ  | 38864    | J & J NRH 100 Family Limited Partnership     | TXR15PN84   | 2009-2036-WQ-E  | TARRANT     | 04/25/2010 | \$1,500          | \$300            | \$1,200        | \$0        |
| WQ  | 39050    | Jasper County Wcid 1                         | TX0021300   | 2010-0136-MWD-E | JASPER      | 08/09/2010 | \$2,800          | \$560            | \$2,240        | \$0        |
| WQ  | 39032    | Jefferson County Drainage District 6         |             | 2010-0127-WQ-E  | JEFFERSON   | 06/18/2010 | \$700            | \$0              | \$700          | \$0        |
| WQ  | 38443    | Jerry Resendez Enterprises, Inc.             | TXR15GG31   | 2009-1577-WQ-E  | WEBB        | 05/09/2010 | \$15,200         | \$3,040          | \$12,160       | \$0        |
| WQ  | 39129    | Jim Hogg County Wcid 2                       | TX0101826   | 2010-0165-MWD-E | JIM HOGG    | 08/09/2010 | \$7,140          | \$0              | \$7,140        | \$0        |
| WQ  | 38601    | Joe Williamson Construction Company          | TXR15ON15   | 2009-1745-WQ-E  | HIDALGO     | 02/22/2010 | \$700            | \$0              | \$700          | \$0        |
| WQ  | 38802    | JSWC, Ltd.                                   | 13-02080502 | 2009-1993-EAQ-E | BEXAR       | 06/26/2010 | \$13,000         | \$2,600          | \$10,400       | \$0        |
| WQ  | 38310    | K & H Holdings, LLC                          |             | 2009-1442-MWD-E | TARRANT     | 06/18/2010 | \$3,540          | \$708            | \$2,832        | \$0        |
| WQ  | 37957    | KAHLA, JOE                                   |             | 2009-1110-OSI-E | JASPER      | 10/18/2009 | \$210            | \$0              | \$210          | \$0        |
| WQ  | 38366    | Kaufman County Municipal Utility District 12 | TX0126454   | 2009-1511-MWD-E | KAUFMAN     | 03/20/2010 | \$2,740          | \$548            | \$2,192        | \$0        |
| WQ  | 35393    | Keeper Management, LLC                       | TX0091847   | 2008-0256-MWD-E | HARRIS      | 02/17/2010 | \$2,160          | \$0              | \$2,160        | \$0        |
| WQ  | 38775    | Killeen Majestic Homes, Inc.                 |             | 2009-1931-WQ-E  | BELL        | 06/04/2010 | \$2,000          | \$400            | \$1,600        | \$0        |
| WQ  | 37544    | Killeen Majestic Homes, Inc.                 | TXR15NN95   | 2009-0675-WQ-E  | BELL        | 12/18/2009 | \$750            | \$150            | \$600          | \$0        |
| WQ  | 36998    | Kimball Hill Homes Austin, L.P.              | TXR15KP57   | 2009-0056-WQ-E  | HAYS        | 02/22/2010 | \$30,000         | \$0              | \$30,000       | \$0        |
| WQ  | 37671    | Kleinwood Joint Powers Board                 | TX0046817   | 2009-0783-MWD-E | HARRIS      | 02/07/2010 | \$18,650         | \$0              | \$0            | \$18,650   |
| WQ  | 37887    | Knife River Corporation - South              | TXG110862   | 2009-1006-IWD-E | ORANGE      | 04/11/2010 | \$13,707         | \$2,741          | \$10,966       | \$0        |
| WQ  | 36557    | KNIGHT, NANCY *                              | 11-08051901 | 2008-1495-EAQ-E | WILLIAMSON  | 02/22/2010 | \$11,000         | \$0              | \$11,000       | \$0        |
| WQ  | 36208    | KOBO, INC                                    | TXR15DM40   | 2008-1209-WQ-E  | LAMPASAS    | 10/04/2009 | \$2,372          | \$0              | \$2,372        | \$0        |
| WQ  | 37459    | Kopperl Independent School District          | TX0116661   | 2009-0535-MWD-E | BOSQUE      | 10/04/2009 | \$6,600          | \$1,320          | \$5,280        | \$0        |
| WQ  | 38255    | L. Guerrero & Sons Ready-Mix Company         | TXR05S401   | 2009-1307-WQ-E  | FORT BEND   | 04/11/2010 | \$2,100          | \$420            | \$1,680        | \$0        |
| WQ  | 38135    | LA FONTANA SPRINGS LLC                       | 13-08120501 | 2009-1324-EAQ-E | COMAL       | 01/28/2010 | \$13,000         | \$2,600          | \$5,200        | \$5,200    |
| WQ  | 37434    | Lake Lavon Baptist Encampment                | WQ001419200 | 2009-0576-MWD-E | COLLIN      | 10/31/2009 | \$4,950          | \$990            | \$3,960        | \$0        |
| WQ  | 37745    | LCY Elastomers, L.P.                         | TX0128015   | 2009-0853-IWD-E | HARRIS      | 11/13/2009 | \$24,125         | \$4,825          | \$9,650        | \$9,650    |
| WQ  | 37579    | Leander ISD                                  | 11-09020601 | 2009-0658-EAQ-E | WILLIAMSON  | 10/31/2009 | \$1,500          | \$300            | \$1,200        | \$0        |
| WQ  | 38532    | Linde North America, Inc.                    | TX0124401   | 2009-1673-IWD-E | LEON        | 03/20/2010 | \$1,900          | \$380            | \$1,520        | \$0        |

\* There are Multiple Respondent Names associated to this Case No.



## Appendix 5: List of Administrative Orders Issued FY2010

Date Range Selected : 09/01/2009 - 8/31/2010

| PGM | Case No. | Respondent Name  | TCEQ ID      | Docket#         | County     | Order Date | Penalty Assessed | Penalty Deferred | Payable Amount | SEP Offset |
|-----|----------|--|--------------|-----------------|------------|------------|------------------|------------------|----------------|------------|
| WQ  | 38920    | LOGGINS, ALLEN JR  |              | 2010-0015-WQ-E  | ANGELINA   | 04/25/2010 | \$700            | \$0              | \$700          | \$0        |
| WQ  | 37713    | Lower Colorado River Authority                               | TX0125521    | 2009-0815-MWD-E | MATAGORDA  | 11/13/2009 | \$950            | \$190            | \$760          | \$0        |
| WQ  | 37505    | Lucite International, Inc. *                                 |              | 2009-0649-IWD-E | JEFFERSON  | 02/22/2010 | \$10,000         | \$0              | \$10,000       | \$0        |
| WQ  | 39665    | Lupe Rubio Construction Company, Inc.                        | TXR15PM24    | 2010-0769-WQ-E  | BURNET     | 08/21/2010 | \$700            | \$0              | \$700          | \$0        |
| WQ  | 37591    | M.R. Patel *   | TX0081299    | 2009-0671-MWD-E | LIBERTY    | 02/22/2010 | \$51,710         | \$0              | \$51,710       | \$0        |
| WQ  | 37915    | Magnolia ISD   | TX0092843    | 2009-1048-MWD-E | MONTGOMERY | 11/27/2009 | \$4,920          | \$984            | \$3,936        | \$0        |
| WQ  | 38162    | Manitou Ltd., Incorporated                                   | WQ001201500  | 2009-1275-MWD-E | BRAZOS     | 03/08/2010 | \$6,950          | \$1,390          | \$5,560        | \$0        |
| WQ  | 37690    | Mark Gibbs   |              | 2009-0787-WQ-E  | VICTORIA   | 11/13/2009 | \$2,140          | \$428            | \$1,712        | \$0        |
| WQ  | 39266    | MARSDEN, JOE   |              | 2010-0355-EAQ-E | WILLIAMSON | 08/30/2010 | \$2,000          | \$400            | \$1,600        | \$0        |
| WQ  | 35321    | Master Medical Equipment, Inc.                               |              | 2008-0178-WQ-E  | LLANO      | 09/21/2009 | \$2,100          | \$0              | \$2,100        | \$0        |
| WQ  | 37814    | Matagorda County Water Control and Improvement District 6    | TX0024155    | 2009-0944-MWD-E | MATAGORDA  | 10/31/2009 | \$2,400          | \$480            | \$1,920        | \$0        |
| WQ  | 38521    | MCCORKLE, MICHAEL *  |              | 2009-1700-WQ-E  | HAYS       | 08/30/2010 | \$1,375          | \$0              | \$1,375        | \$0        |
| WQ  | 38134    | McMullen County Water Control & Improvement District No. 1 * | TX0107646    | 2009-1322-MWD-E | MCMULLEN   | 06/26/2010 | \$12,240         | \$2,448          | \$9,792        | \$0        |
| WQ  | 38442    | Mid-Tex Properties LP  | TXR15JB02    | 2009-1528-WQ-E  | MCLENNAN   | 05/09/2010 | \$9,100          | \$1,820          | \$7,280        | \$0        |
| WQ  | 39875    | Miles Construction Company, Inc.                             |              | 2010-1001-WQ-E  | SMITH      | 08/30/2010 | \$700            | \$0              | \$700          | \$0        |
| WQ  | 38226    | Military Highway Water Supply Corporation                    | TX0104612    | 2009-1373-MWD-E | HIDALGO    | 02/07/2010 | \$7,200          | \$1,440          | \$5,760        | \$0        |
| WQ  | 37662    | MIRHAJ, KOBRA  | TX0094935    | 2009-0773-MWD-E | HARRIS     | 01/28/2010 | \$7,360          | \$0              | \$7,360        | \$0        |
| WQ  | 39236    | Monument Inn, Inc.   | TX0113760    | 2010-0308-MWD-E | HARRIS     | 08/09/2010 | \$3,500          | \$700            | \$2,800        | \$0        |
| WQ  | 37692    | MOORE, T R   |              | 2009-0792-OSI-E | TYLER      | 10/04/2009 | \$210            | \$0              | \$210          | \$0        |
| WQ  | 34753    | MOSONYI, MICAH   |              | 2007-1634-WQ-E  | TARRANT    | 02/22/2010 | \$3,150          | \$0              | \$3,150        | \$0        |
| WQ  | 38979    | MST Lumberton Properties, Ltd.                               | TXR15KP16    | 2010-0066-WQ-E  | HARDIN     | 07/11/2010 | \$1,530          | \$306            | \$1,224        | \$0        |
| WQ  | 38377    | NB Retail, Ltd.  | 13-09052101A | 2009-1507-EAQ-E | COMAL      | 02/07/2010 | \$3,000          | \$600            | \$2,400        | \$0        |
| WQ  | 39117    | New NGC Inc.   | TXR05Z156    | 2010-0206-WQ-E  | STONEWALL  | 06/26/2010 | \$700            | \$0              | \$700          | \$0        |
| WQ  | 37870    | North Texas District Council Assemblies of God               | TX0118877    | 2009-0998-MWD-E | ELLIS      | 02/22/2010 | \$21,423         | \$4,284          | \$0            | \$17,139   |
| WQ  | 37931    | North Texas Municipal Water District                         | TX0023931    | 2009-1088-MWD-E | DALLAS     | 01/28/2010 | \$5,600          | \$1,120          | \$0            | \$4,480    |
| WQ  | 36556    | Ocean2Ocean, LLC   | 13-07100401  | 2008-1496-EAQ-E | COMAL      | 10/11/2009 | \$48,450         | \$0              | \$48,450       | \$0        |
| WQ  | 38600    | ODA, MIKE  | TX0124699    | 2009-1742-MWD-E | FORT BEND  | 07/11/2010 | \$1,100          | \$220            | \$880          | \$0        |
| WQ  | 37813    | Olivares Septic Cleaning                                     | 22487        | 2009-0938-SLG-E | BEE        | 02/22/2010 | \$1,055          | \$211            | \$844          | \$0        |
| WQ  | 38560    | Orange County Water Control and Improvement District 2       | TX0054810    | 2009-1727-MWD-E | ORANGE     | 08/30/2010 | \$14,550         | \$2,910          | \$11,640       | \$0        |

\* There are Multiple Respondent Names associated to this Case No.



**Singles Program**

**Appendix 5: List of Administrative Orders Issued FY2010**

Date Range Selected : 09/01/2009 - 8/31/2010

| PGM | Case No. | Respondent Name   | TCEQ ID     | Docket#         | County     | Order Date | Penalty Assessed | Penalty Deferred | Payable Amount | SEP Offset |
|-----|----------|---|-------------|-----------------|------------|------------|------------------|------------------|----------------|------------|
| WQ  | 38642    | Orange County Water Control and Improvement District No. 1      | TX0108073   | 2009-1793-MWD-E | ORANGE     | 04/25/2010 | \$1,920          | \$384            | \$1,536        | \$0        |
| WQ  | 38638    | Owens Corning Insulating Systems, LLC                           | TX0065749   | 2009-1788-IWD-E | ELLIS      | 05/09/2010 | \$19,054         | \$0              | \$19,054       | \$0        |
| WQ  | 38859    | Parker Pearson, L.P.  | TXR15S634   | 2009-2031-WQ-E  | PARKER     | 06/26/2010 | \$20,000         | \$4,000          | \$8,000        | \$8,000    |
| WQ  | 39482    | Parkside at Mayfield Ranch, Ltd.                                | 11-10021202 | 2010-0571-EAQ-E | WILLIAMSON | 08/30/2010 | \$750            | \$150            | \$600          | \$0        |
| WQ  | 37169    | Peaster Independent School District Public Facility Corporation | TX0107981   | 2009-0227-MWD-E | PARKER     | 02/07/2010 | \$31,460         | \$0              | \$0            | \$31,460   |
| WQ  | 39110    | Pedigo-Fuller, Inc.   | TXR15OZ28   | 2010-0207-WQ-E  | BELL       | 06/26/2010 | \$700            | \$0              | \$700          | \$0        |
| WQ  | 39010    | PHILLIPS, ROBERT A  |             | 2010-0095-OSI-E | SCHLEICHER | 06/04/2010 | \$175            | \$0              | \$175          | \$0        |
| WQ  | 38165    | Pilgrim's Pride Corporation                                     | TX0062936   | 2009-1337-IWD-E | TITUS      | 04/25/2010 | \$43,700         | \$8,740          | \$34,960       | \$0        |
| WQ  | 37791    | Pine Cove, Inc.   | TX0129429   | 2009-0962-MWD-E | COLORADO   | 10/18/2009 | \$1,900          | \$380            | \$1,520        | \$0        |
| WQ  | 39078    | Plains Cotton Cooperative Association                           | WQ000259900 | 2010-0173-IWD-E | LAMB       | 07/11/2010 | \$11,220         | \$2,244          | \$8,976        | \$0        |
| WQ  | 38597    | Port Terminal Railroad Association                              | TX0070645   | 2009-1740-MWD-E | HARRIS     | 04/25/2010 | \$4,810          | \$0              | \$4,810        | \$0        |
| WQ  | 38280    | Postel Industries, Inc.   |             | 2009-1415-WQ-E  | POLK       | 03/08/2010 | \$950            | \$190            | \$760          | \$0        |
| WQ  | 37687    | Preston Club Utility Corporation                                | TX0102164   | 2009-0772-MWD-E | GRAYSON    | 07/11/2010 | \$59,080         | \$24,844         | \$34,236       | \$0        |
| WQ  | 38821    | Pulte Homes of Texas, L.P.                                      | TX0128244   | 2009-1987-MWD-E | HARRIS     | 07/11/2010 | \$1,150          | \$230            | \$920          | \$0        |
| WQ  | 35405    | R & A Harris South, LP  | TX0088897   | 2008-0298-IWD-E | HARRIS     | 01/28/2010 | \$3,060          | \$612            | \$2,448        | \$0        |
| WQ  | 35670    | R & S Concrete, LLC   | TXG110384   | 2008-0576-MLM-E | HARRIS     | 02/07/2010 | \$14,544         | \$0              | \$14,544       | \$0        |
| WQ  | 37260    | RAJ Construction LLC  |             | 2009-0329-WQ-E  | YOUNG      | 02/17/2010 | \$1,050          | \$0              | \$1,050        | \$0        |
| WQ  | 38383    | Real Holdings Group, LLC  | TX0086550   | 2009-1520-MWD-E | LEE        | 03/20/2010 | \$9,250          | \$1,850          | \$7,400        | \$0        |
| WQ  | 38502    | Red River Authority of Texas                                    | TX0075591   | 2009-1648-MWD-E | HALL       | 02/22/2010 | \$1,570          | \$314            | \$0            | \$1,256    |
| WQ  | 39355    | REN SERVICES, INC.  |             | 2010-0444-MLM-E | NUECES     | 08/30/2010 | \$2,289          | \$457            | \$1,832        | \$0        |
| WQ  | 37055    | Reynolds & Kay, Ltd.  | TXR15IZ24   | 2009-0161-WQ-E  | SMITH      | 09/21/2009 | \$26,450         | \$0              | \$13,225       | \$13,225   |
| WQ  | 39213    | Richards ISD  | TX0106119   | 2010-0303-MWD-E | GRIMES     | 08/21/2010 | \$6,360          | \$1,272          | \$5,088        | \$0        |
| WQ  | 37207    | RICHTER LAND LLC  | 13-08103101 | 2009-0303-MLM-E | COMAL      | 10/04/2009 | \$12,000         | \$2,400          | \$9,600        | \$0        |
| WQ  | 37363    | Rita Laura Redow Karbalai                                       | TX0087785   | 2009-0460-MWD-E | HARRIS     | 10/31/2009 | \$10,835         | \$2,167          | \$8,668        | \$0        |
| WQ  | 37308    | River City Ready Mix, Inc.                                      | R13ST0127   | 2009-0362-WQ-E  | COMAL      | 11/27/2009 | \$6,250          | \$0              | \$6,250        | \$0        |
| WQ  | 37802    | Rocky Point Estate Land Trust                                   | TX0123552   | 2009-0969-MWD-E | DENTON     | 01/28/2010 | \$17,756         | \$0              | \$17,756       | \$0        |
| WQ  | 37614    | Round Rock Independent School District                          | 11-09032601 | 2009-0726-EAQ-E | WILLIAMSON | 10/18/2009 | \$7,000          | \$1,400          | \$0            | \$5,600    |
| WQ  | 39068    | Round Rock Independent School District                          | 11-08061801 | 2010-0151-EAQ-E | WILLIAMSON | 06/26/2010 | \$9,375          | \$1,875          | \$7,500        | \$0        |
| WQ  | 38952    | Round Rock Independent School District                          | 11-09102903 | 2010-0045-EAQ-E | WILLIAMSON | 07/11/2010 | \$750            | \$150            | \$600          | \$0        |
| WQ  | 37744    | RP25 Development, LP  | TXR15GN36   | 2009-0855-WQ-E  | TARRANT    | 03/20/2010 | \$14,560         | \$2,912          | \$11,648       | \$0        |
| WQ  | 38101    | RTI Hot Mix, Ltd.   | 11-04091602 | 2009-1255-EAQ-E | WILLIAMSON | 03/20/2010 | \$800            | \$160            | \$640          | \$0        |

\* There are Multiple Respondent Names associated to this Case No.





## Appendix 5: List of Administrative Orders Issued FY2010

Date Range Selected : 09/01/2009 - 8/31/2010

| PGM | Case No. | Respondent Name  | TCEQ ID     | Docket#         | County       | Order Date | Penalty Assessed | Penalty Deferred | Payable Amount | SEP Offset |
|-----|----------|--|-------------|-----------------|--------------|------------|------------------|------------------|----------------|------------|
| WQ  | 37413    | Sabine River Authority of Texas  | TX0079651   | 2009-0469-MWD-E | ORANGE       | 09/21/2009 | \$1,514          | \$302            | \$1,212        | \$0        |
| WQ  | 36986    | Sally F. Powell Company, Inc.  | TXR15NA59   | 2009-0021-WQ-E  | BEXAR        | 10/18/2009 | \$1,800          | \$0              | \$1,800        | \$0        |
| WQ  | 38525    | Samuel C. Mullin   |             | 2009-1662-OSS-E | EASTLAND     | 04/25/2010 | \$500            | \$100            | \$400          | \$0        |
| WQ  | 37682    | San Antonio Water System   | TX0055689   | 2009-0897-MWD-E | BEXAR        | 01/28/2010 | \$46,000         | \$0              | \$0            | \$46,000   |
| WQ  | 37984    | San Patricio County Mud 1  | TX0110337   | 2009-1135-MWD-E | SAN PATRICIO | 03/08/2010 | \$2,875          | \$575            | \$2,300        | \$0        |
| WQ  | 37385    | Scenic Point Northview, Inc.   | TX0121797   | 2009-0527-MWD-E | PALO PINTO   | 09/21/2009 | \$19,760         | \$3,952          | \$15,808       | \$0        |
| WQ  | 39011    | SCROGGINS, JIM R   |             | 2010-0096-OSI-E | ERATH        | 06/04/2010 | \$175            | \$0              | \$175          | \$0        |
| WQ  | 38819    | Scurry-Rosser Independent School District  | TX0126128   | 2009-1985-MWD-E | KAUFMAN      | 06/04/2010 | \$4,515          | \$903            | \$3,612        | \$0        |
| WQ  | 38565    | Senna Hills, Ltd. *  | WQ001323800 | 2009-1707-MWD-E | TRAVIS       | 05/09/2010 | \$2,675          | \$535            | \$2,140        | \$0        |
| WQ  | 38520    | Septic Hydro-Tec, Inc.   | 21619       | 2009-1659-SLG-E | POLK         | 03/20/2010 | \$2,887          | \$577            | \$2,310        | \$0        |
| WQ  | 37619    | Shelbyville Independent School District  | TX0102261   | 2009-0563-MWD-E | SHELBY       | 10/18/2009 | \$15,000         | \$0              | \$15,000       | \$0        |
| WQ  | 38946    | SHEL-JENN, INC.  | 11-03090501 | 2010-0067-EAQ-E | WILLIAMSON   | 08/09/2010 | \$3,550          | \$710            | \$2,840        | \$0        |
| WQ  | 37438    | SKELTON, THOMAS M *  | 11-09020201 | 2009-0508-EAQ-E | WILLIAMSON   | 09/21/2009 | \$3,000          | \$600            | \$2,400        | \$0        |
| WQ  | 37611    | Skidmore Water Supply Corporation  | TX0119407   | 2009-0694-MWD-E | BEE          | 10/04/2009 | \$3,090          | \$618            | \$0            | \$2,472    |
| WQ  | 36590    | SLC Construction LLC   | TXR05Y203   | 2008-1583-WQ-E  | ARANSAS      | 10/04/2009 | \$4,000          | \$0              | \$4,000        | \$0        |
| WQ  | 39428    | Smith County   | TXR05Z130   | 2010-0516-WQ-E  | SMITH        | 08/21/2010 | \$700            | \$0              | \$700          | \$0        |
| WQ  | 39429    | Smith County   | TXR05Z129   | 2010-0517-WQ-E  | SMITH        | 08/21/2010 | \$700            | \$0              | \$700          | \$0        |
| WQ  | 39430    | Smith County   | TXR05Z128   | 2010-0518-WQ-E  | SMITH        | 08/21/2010 | \$700            | \$0              | \$700          | \$0        |
| WQ  | 37253    | Sooners Group, LP  |             | 2009-0321-WQ-E  | COLLIN       | 09/21/2009 | \$1,050          | \$210            | \$840          | \$0        |
| WQ  | 38178    | South Texas Aggregates, Inc.   | 13-08051502 | 2009-1346-EAQ-E | UVALDE       | 01/28/2010 | \$970            | \$194            | \$776          | \$0        |
| WQ  | 38602    | Southeastern Freight Lines, Inc.   |             | 2009-1744-WQ-E  | NUECES       | 02/07/2010 | \$700            | \$0              | \$700          | \$0        |
| WQ  | 38996    | Southerland Communities RR Ranch Ltd   | 13-07010401 | 2010-0079-EAQ-E | BEXAR        | 08/21/2010 | \$5,106          | \$1,021          | \$4,085        | \$0        |
| WQ  | 38888    | Southern Star Concrete, Inc.   | TXG110453   | 2009-2063-IWD-E | HARRIS       | 06/04/2010 | \$1,631          | \$326            | \$1,305        | \$0        |
| WQ  | 38053    | Southwest Shipyard, L.P.   | TX0092282   | 2009-1207-IWD-E | HARRIS       | 05/09/2010 | \$72,385         | \$0              | \$36,193       | \$36,192   |
| WQ  | 37586    | SPRAGUE, GEORGE  |             | 2009-0685-WQ-E  | ARANSAS      | 12/17/2009 | \$3,150          | \$0              | \$3,150        | \$0        |
| WQ  | 37940    | Spring Center, Inc.  | TX0091791   | 2009-1054-MWD-E | HARRIS       | 02/22/2010 | \$17,765         | \$0              | \$17,765       | \$0        |
| WQ  | 38736    | Spring Independent School District dba Spring ISD Transportation Center and dba Wunsche Middle Schoo | TX0031305   | 2009-1895-MWD-E | HARRIS       | 06/04/2010 | \$4,560          | \$912            | \$3,648        | \$0        |
| WQ  | 37996    | Springfield Custom Homes, Inc.   |             | 2009-1168-WQ-E  | DENTON       | 10/31/2009 | \$700            | \$0              | \$700          | \$0        |
| WQ  | 37864    | Springfield Custom Homes, Inc.   | TXR15OB88   | 2009-1037-WQ-E  | DALLAS       | 10/31/2009 | \$700            | \$0              | \$700          | \$0        |
| WQ  | 37867    | Springfield Custom Homes, Inc.   | TXR15OB80   | 2009-1039-WQ-E  | DENTON       | 10/31/2009 | \$700            | \$0              | \$700          | \$0        |
| WQ  | 38004    | Springfield Custom Homes, Inc.   |             | 2009-1169-WQ-E  | DENTON       | 10/31/2009 | \$700            | \$0              | \$700          | \$0        |

\* There are Multiple Respondent Names associated to this Case No.



## Appendix 5: List of Administrative Orders Issued FY2010

Date Range Selected : 09/01/2009 - 8/31/2010

| PGM | Case No. | Respondent Name                      | TCEQ ID     | Docket#         | County         | Order Date | Penalty Assessed | Penalty Deferred | Payable Amount | SEP Offset |
|-----|----------|--------------------------------------|-------------|-----------------|----------------|------------|------------------|------------------|----------------|------------|
| WQ  | 37865    | Springfield Townhomes, Inc.          | TXR15OB95   | 2009-1038-WQ-E  | DALLAS         | 10/31/2009 | \$700            | \$0              | \$700          | \$0        |
| WQ  | 37216    | St. Francis Village, Inc.            | TX0066745   | 2009-0279-MWD-E | TARRANT        | 10/04/2009 | \$6,680          | \$1,336          | \$0            | \$5,344    |
| WQ  | 37588    | Stafford Mobile Home Park, Inc.      | TX0117358   | 2009-0667-MWD-E | FORT BEND      | 02/17/2010 | \$7,500          | \$0              | \$7,500        | \$0        |
| WQ  | 37618    | Stallion Oilfield Services Ltd.      | 23464       | 2009-0705-SLG-E | HARRIS         | 11/13/2009 | \$7,360          | \$1,472          | \$2,944        | \$2,944    |
| WQ  | 37998    | STEPHENS, LARRY D                    |             | 2009-1152-OSI-E | JOHNSON        | 11/13/2009 | \$210            | \$0              | \$210          | \$0        |
| WQ  | 38316    | Stephenville Mobil Home Park, Ltd.   | TX0132039   | 2009-1448-MWD-E | ERATH          | 04/25/2010 | \$3,909          | \$781            | \$3,128        | \$0        |
| WQ  | 37387    | Stoneridge Custom Homes, Inc.        |             | 2009-0473-WQ-E  | TARRANT        | 11/07/2009 | \$1,050          | \$0              | \$1,050        | \$0        |
| WQ  | 37652    | SUMNER, BRIAN KING                   |             | 2009-0742-OSI-E | HARDIN         | 09/21/2009 | \$175            | \$0              | \$175          | \$0        |
| WQ  | 37968    | T & I Taylor, Inc.                   | TX0042081   | 2009-1118-MWD-E | CHAMBERS       | 04/25/2010 | \$3,850          | \$770            | \$3,080        | \$0        |
| WQ  | 37892    | Texas Airstream Harbor, Inc.         | TX0068039   | 2009-1041-MWD-E | ANGELINA       | 12/18/2009 | \$1,125          | \$225            | \$900          | \$0        |
| WQ  | 37405    | Texas Department of Criminal Justice | TX0031585   | 2009-0462-MWD-E | BRAZORIA       | 09/21/2009 | \$3,360          | \$672            | \$0            | \$2,688    |
| WQ  | 39030    | Texas Department of Criminal Justice | TX0031551   | 2010-0113-MWD-E | FORT BEND      | 08/21/2010 | \$1,880          | \$376            | \$0            | \$1,504    |
| WQ  | 37412    | Texas Department of Transportation   | TX0027855   | 2009-0434-MWD-E | PALO PINTO     | 09/21/2009 | \$8,010          | \$1,602          | \$0            | \$6,408    |
| WQ  | 37772    | Texas Department of Transportation   | TX0075191   | 2009-0877-MWD-E | ELLIS          | 12/18/2009 | \$5,140          | \$1,028          | \$0            | \$4,112    |
| WQ  | 37854    | Texas H2O, Inc.                      | TX0089338   | 2009-0982-MWD-E | HOOD           | 02/07/2010 | \$9,280          | \$1,856          | \$3,712        | \$3,712    |
| WQ  | 37826    | Texas Parks and Wildlife Department  | TX0124087   | 2009-0892-IWD-E | HARRIS         | 02/07/2010 | \$5,040          | \$1,008          | \$0            | \$4,032    |
| WQ  | 36218    | Texas Petrochemicals LP *            | WQ000051100 | 2008-1177-IWD-E | JEFFERSON      | 11/13/2009 | \$39,928         | \$7,985          | \$15,972       | \$15,971   |
| WQ  | 37587    | The Devereux Foundation              | TX0075744   | 2009-0668-MWD-E | VICTORIA       | 10/04/2009 | \$4,160          | \$832            | \$0            | \$3,328    |
| WQ  | 34179    | The Fort Worth Boat Club             | TX0067504   | 2007-1117-MWD-E | TARRANT        | 09/10/2009 | \$11,880         | \$0              | \$11,880       | \$0        |
| WQ  | 38688    | The Shredder Company, LLC            | TXRNEQ341   | 2009-1839-WQ-E  | EL PASO        | 03/08/2010 | \$700            | \$0              | \$700          | \$0        |
| WQ  | 37765    | Thomas Enterprises, Inc.             | 13-06100701 | 2009-0876-EAQ-E | BEXAR          | 02/07/2010 | \$16,500         | \$3,300          | \$13,200       | \$0        |
| WQ  | 37673    | Thomas Redi-Mix Company, Inc.        | TXG110669   | 2009-0767-IWD-E | POTTER         | 12/18/2009 | \$6,909          | \$1,381          | \$5,528        | \$0        |
| WQ  | 39816    | THOMAS, DAVID E                      |             | 2010-0927-OSI-E | ELLIS          | 08/30/2010 | \$210            | \$0              | \$210          | \$0        |
| WQ  | 38726    | Torres Altos, L.P.                   | TXR15W877   | 2009-1875-WQ-E  | EL PASO        | 06/04/2010 | \$6,000          | \$1,200          | \$4,800        | \$0        |
| WQ  | 36207    | Total Land Development Corp.         |             | 2008-1151-WQ-E  | BELL           | 11/20/2009 | \$2,100          | \$0              | \$2,100        | \$0        |
| WQ  | 37770    | Trinity Bay Conservation District    | TX0020460   | 2009-0878-MWD-E | CHAMBERS       | 12/18/2009 | \$11,750         | \$2,350          | \$9,400        | \$0        |
| WQ  | 38948    | TXI Operations, LP                   | TXG110183   | 2010-0036-IWD-E | TARRANT        | 07/11/2010 | \$9,180          | \$1,836          | \$3,672        | \$3,672    |
| WQ  | 36978    | Tynan Water Supply Corporation       | TX0119601   | 2009-0018-MWD-E | BEE            | 08/30/2010 | \$26,215         | \$26,215         | \$0            | \$0        |
| WQ  | 38912    | U. S. Land Corp.                     | TX0118851   | 2009-2070-MWD-E | MONTGOME<br>RY | 08/21/2010 | \$1,090          | \$218            | \$872          | \$0        |
| WQ  | 38467    | Union Pacific Railroad Company       |             | 2009-1535-MLM-E | SHELBY         | 04/25/2010 | \$7,500          | \$0              | \$7,500        | \$0        |
| WQ  | 38334    | US Army Corps of Engineers           | TX0057991   | 2009-1478-MWD-E | BOSQUE         | 04/25/2010 | \$1,200          | \$240            | \$960          | \$0        |
| WQ  | 37486    | US Department of the Army            | 13-09011302 | 2009-0553-EAQ-E | BEXAR          | 12/18/2009 | \$1,507          | \$0              | \$1,507        | \$0        |

\* There are Multiple Respondent Names associated to this Case No.



**Singles Program**

**Appendix 5: List of Administrative Orders Issued FY2010**

Date Range Selected : 09/01/2009 - 8/31/2010

| PGM                          | Case No. | Respondent Name   | TCEQ ID     | Docket#         | County      | Order Date    | Penalty Assessed   | Penalty Deferred | Payable Amount     | SEP Offset       |
|------------------------------|----------|---|-------------|-----------------|-------------|---------------|--------------------|------------------|--------------------|------------------|
| WQ                           | 37257    | V&M Star, a Partnership with General and Limited Partners, LP | TX0088455   | 2009-0317-IWD-E | HARRIS      | 10/04/2009    | \$5,670            | \$1,134          | \$4,536            | \$0              |
| WQ                           | 39564    | V&M Star, a Partnership with General and Limited Partners, LP | TX0088455   | 2010-0655-IWD-E | HARRIS      | 08/30/2010    | \$6,080            | \$1,216          | \$4,864            | \$0              |
| WQ                           | 38254    | Vam USA LLC   | TX0129917   | 2009-1308-IWD-E | HARRIS      | 03/20/2010    | \$33,280           | \$0              | \$16,640           | \$16,640         |
| WQ                           | 37576    | Victoria County Wcid 1  | TX0122246   | 2009-0662-MWD-E | VICTORIA    | 11/13/2009    | \$34,676           | \$0              | \$0                | \$34,676         |
| WQ                           | 38770    | Wallace Vernon 1998 Trust                                     | 11-08082102 | 2009-1912-EAQ-E | WILLIAMSON  | 06/04/2010    | \$1,800            | \$360            | \$1,440            | \$0              |
| WQ                           | 37792    | Warren Independent School District                            | TX0076015   | 2009-0859-MWD-E | TYLER       | 11/13/2009    | \$4,400            | \$880            | \$0                | \$3,520          |
| WQ                           | 37758    | Weatherford U.S., L.P.  | TX0089940   | 2009-0865-IWD-E | HARRIS      | 11/27/2009    | \$20,615           | \$0              | \$20,615           | \$0              |
| WQ                           | 38367    | Webb County   | 21519       | 2009-1512-SLG-E | WEBB        | 04/25/2010    | \$4,543            | \$0              | \$0                | \$4,543          |
| WQ                           | 37696    | Webber, LLC   | TXR15NU90   | 2009-0796-WQ-E  | ORANGE      | 10/04/2009    | \$700              | \$0              | \$700              | \$0              |
| WQ                           | 36721    | WERLINGER, DALE   |             | 2008-1684-WQ-E  | ROBERTSON   | 03/24/2010    | \$4,400            | \$0              | \$4,400            | \$0              |
| WQ                           | 37723    | WEST, JIM   |             | 2009-0828-WOC-E | LIMESTONE   | 10/04/2009    | \$210              | \$0              | \$210              | \$0              |
| WQ                           | 38099    | Western Dairy Transport, L.L.C.                               | TX0131563   | 2009-1266-IWD-E | ERATH       | 03/20/2010    | \$7,140            | \$1,428          | \$5,712            | \$0              |
| WQ                           | 26305    | Western Trails WSC  | WQ001031300 | 2005-1335-MWD-E | BEXAR       | 02/22/2010    | \$25,500           | \$21,900         | \$3,600            | \$0              |
| WQ                           | 37309    | White Oak Utilities, Inc.                                     | TX0119857   | 2009-0367-MWD-E | MONTGOMERY  | 09/21/2009    | \$8,010            | \$1,602          | \$6,408            | \$0              |
| WQ                           | 37650    | Whitestone Custom Homes, Ltd.                                 | TXR15NQ05   | 2009-0743-WQ-E  | BEXAR       | 09/21/2009    | \$700              | \$0              | \$700              | \$0              |
| WQ                           | 39370    | WHITWORTH, V C  |             | 2010-0470-MLM-E | MCCULLOCH   | 08/30/2010    | \$1,292            | \$258            | \$1,034            | \$0              |
| WQ                           | 37746    | Wilkins Contracting, Inc.                                     |             | 2009-0858-WQ-E  | SMITH       | 10/04/2009    | \$700              | \$0              | \$700              | \$0              |
| WQ                           | 38916    | Williams & Thomas, LP   |             | 2010-0017-WQ-E  | TRAVIS      | 04/25/2010    | \$700              | \$0              | \$700              | \$0              |
| WQ                           | 38137    | Williamson County *   | TXR15AR46   | 2009-1326-WQ-E  | WILLIAMSON  | 06/18/2010    | \$22,950           | \$4,590          | \$18,360           | \$0              |
| WQ                           | 37769    | Woden Independent School District                             | WQ001434500 | 2009-0898-MWD-E | NACOGDOCHES | 02/07/2010    | \$14,225           | \$2,845          | \$11,380           | \$0              |
| WQ                           | 37343    | WRL General Contractors, Ltd.                                 | TXR15JY67   | 2009-0414-WQ-E  | SMITH       | 09/21/2009    | \$11,875           | \$2,375          | \$9,500            | \$0              |
| WQ                           | 37812    | XINDARIS, CHRIS   |             | 2009-1000-WQ-E  | BELL        | 02/27/2010    | \$1,050            | \$0              | \$1,050            | \$0              |
| <b>WQ Orders Issued: 389</b> |          |   |             |                 |             | <b>Total:</b> | <b>\$3,185,678</b> | <b>\$541,643</b> | <b>\$1,988,642</b> | <b>\$655,393</b> |

\* There are Multiple Respondent Names associated to this Case No.



**Singles Program**

**Appendix 5: List of Administrative Orders Issued FY2010**

Date Range Selected : 09/01/2009 - 8/31/2010

| PGM                          | Case No. | Respondent Name                  | TCEQ ID     | Docket#         | County     | Order Date    | Penalty Assessed | Penalty Deferred | Payable Amount   | SEP Offset |
|------------------------------|----------|----------------------------------|-------------|-----------------|------------|---------------|------------------|------------------|------------------|------------|
| WWA                          | 39045    | ALMEIDA, FABIAN                  | TXG920055   | 2010-0130-AGR-E | JOHNSON    | 07/11/2010    | \$2,080          | \$416            | \$1,664          | \$0        |
| WWA                          | 38333    | ANGUIANO, SALVADOR               |             | 2009-1461-AGR-E | ERATH      | 07/31/2010    | \$2,200          | \$0              | \$2,200          | \$0        |
| WWA                          | 39399    | Aztex Dairy, Inc.                | WQ000484400 | 2010-0486-AGR-E | ERATH      | 08/30/2010    | \$2,075          | \$415            | \$1,660          | \$0        |
| WWA                          | 38953    | Erath County Dairy Sales, Inc. * | WQ000321100 | 2010-0033-AGR-E | ERATH      | 07/11/2010    | \$1,010          | \$202            | \$808            | \$0        |
| WWA                          | 35934    | George Ted DeVries               | WQ000306100 | 2008-0854-AGR-E | ERATH      | 10/31/2009    | \$4,350          | \$870            | \$3,480          | \$0        |
| WWA                          | 37420    | George Ted DeVries               | WQ000306100 | 2009-0488-AGR-E | ERATH      | 08/09/2010    | \$28,755         | \$5,751          | \$23,004         | \$0        |
| WWA                          | 38088    | GERRITS, FRANCISCUS BERDINE      | TXG920496   | 2009-1249-AGR-E | WOOD       | 04/11/2010    | \$19,093         | \$3,818          | \$15,275         | \$0        |
| WWA                          | 37912    | Green Cow Compost, LLC           |             | 2009-1047-AGR-E | ERATH      | 05/09/2010    | \$4,240          | \$848            | \$3,392          | \$0        |
| WWA                          | 37890    | KOLLER, JOHNNY MINZE *           |             | 2009-1020-AGR-E | CAMP       | 12/18/2009    | \$770            | \$154            | \$616            | \$0        |
| WWA                          | 39318    | Lone Oak Feeders Inc             | TXG921109   | 2010-0408-AGR-E | ERATH      | 08/30/2010    | \$1,630          | \$326            | \$1,304          | \$0        |
| WWA                          | 38261    | LOZEMAN, GERRIT                  | TXG920032   | 2009-1389-AGR-E | HOPKINS    | 02/07/2010    | \$2,600          | \$520            | \$2,080          | \$0        |
| WWA                          | 35820    | MONTANEZ, DAVID                  |             | 2009-1741-AGR-E | ERATH      | 07/31/2010    | \$11,250         | \$0              | \$11,250         | \$0        |
| WWA                          | 37975    | Organic Residual Reclamation LLC |             | 2009-1144-IWD-E | ERATH      | 06/26/2010    | \$12,000         | \$2,400          | \$9,600          | \$0        |
| WWA                          | 34594    | SCHIEVINK, JOCHUM                | TXG920211   | 2009-0507-AGR-E | ERATH      | 08/09/2010    | \$8,330          | \$0              | \$8,330          | \$0        |
| WWA                          | 36660    | Sonador Dairy, L.L.C.            | TXG920804   | 2008-1630-AGR-E | HOPKINS    | 08/30/2010    | \$5,875          | \$0              | \$5,875          | \$0        |
| WWA                          | 37221    | STUEVE, GLENN RONALD *           | TXG920260   | 2009-0291-AGR-E | DEAF SMITH | 10/04/2009    | \$2,650          | \$530            | \$2,120          | \$0        |
| WWA                          | 34194    | SUBLETT, NICKIE JOE              | TXG920674   | 2007-1140-AGR-E | HAMILTON   | 03/08/2010    | \$1,010          | \$0              | \$1,010          | \$0        |
| WWA                          | 37621    | TUINIER, TJITTE                  | TXG920121   | 2009-0724-AGR-E | HOPKINS    | 11/27/2009    | \$15,083         | \$3,016          | \$12,067         | \$0        |
| WWA                          | 39295    | Vander Horst Enterprises, LLC    | TXG920575   | 2010-0383-AGR-E | ERATH      | 08/21/2010    | \$2,945          | \$589            | \$2,356          | \$0        |
| WWA                          | 37575    | VEREecken, DIRK                  | TXG920669   | 2009-0664-AGR-E | HOPKINS    | 10/18/2009    | \$6,600          | \$1,320          | \$5,280          | \$0        |
| WWA                          | 38854    | VISS, DANIEL                     |             | 2009-2016-AGR-E | ERATH      | 06/18/2010    | \$3,100          | \$620            | \$2,480          | \$0        |
| WWA                          | 37112    | WEST, LARRY                      |             | 2009-0150-AGR-E | GRAYSON    | 10/31/2009    | \$2,369          | \$473            | \$1,896          | \$0        |
| WWA                          | 38674    | WYLY, RANDY EARL                 | WQ000316000 | 2009-1827-AGR-E | ERATH      | 08/09/2010    | \$1,875          | \$375            | \$1,500          | \$0        |
| <b>WWA Orders Issued: 23</b> |          |                                  |             |                 |            | <b>Total:</b> | <b>\$141,890</b> | <b>\$22,643</b>  | <b>\$119,247</b> | <b>\$0</b> |

\* There are Multiple Respondent Names associated to this Case No.



**Multi-Media Program**

**Appendix 5: List of Administrative Orders Issued FY2010**

Date Range Selected : 09/01/2009 - 8/31/2010

| PGM | Case No. | Respondent Name                                     | TCEQ ID      | Docket#         | County        | Order Date | Penalty Assessed | Penalty Deferred | Payable Amount | SEP Offset |
|-----|----------|---|--------------|-----------------|---------------|------------|------------------|------------------|----------------|------------|
| MM  | 37011    | A-1 LUFKIN RENTAL CENTER, INC.                      | 21323        | 2009-0112-MLM-E | ANGELINA      | 11/27/2009 | \$3,250          | \$0              | \$1,625        | \$1,625    |
| MM  | 38678    | ADDINGTON, BOBBY G II                               |              | 2009-1823-WOC-E | COLLIN        | 02/22/2010 | \$210            | \$0              | \$210          | \$0        |
| MM  | 37384    | Advanced Environmental Recycling Technologies, Inc. | 79047        | 2009-0432-MLM-E | KIMBLE        | 03/08/2010 | \$9,282          | \$1,856          | \$7,426        | \$0        |
| MM  | 32138    | Aguado Stone Incorporated                           | 78594        | 2008-1713-MLM-E | WILLIAMSON    | 10/31/2009 | \$41,750         | \$0              | \$41,750       | \$0        |
| MM  | 35427    | ALONSO, JULIO S *                                   | F1992        | 2008-0317-MLM-E | BEXAR         | 08/21/2010 | \$9,500          | \$0              | \$9,500        | \$0        |
| MM  | 33180    | Arfa & Shifa Business, Inc                          | F-1927       | 2007-0560-MLM-E | JEFFERSON     | 04/25/2010 | \$9,495          | \$1,899          | \$7,596        | \$0        |
| MM  | 38078    | Attoyac Construction, LLC                           |              | 2009-1239-MLM-E | SAN AUGUSTINE | 03/08/2010 | \$8,750          | \$1,750          | \$7,000        | \$0        |
| MM  | 35387    | Austin Equipment Company, LC                        | 11-05022201  | 2009-0918-MLM-E | WILLIAMSON    | 06/18/2010 | \$20,250         | \$0              | \$20,250       | \$0        |
| MM  | 33620    | B & M Unclaimed Freight, Inc.                       |              | 2007-0859-MLM-E | LIMESTONE     | 11/19/2009 | \$12,500         | \$0              | \$12,500       | \$0        |
| MM  | 38686    | BARKER, MAXWELL                                     | WO0027249    | 2009-1837-WOC-E | BROWN         | 02/22/2010 | \$210            | \$0              | \$210          | \$0        |
| MM  | 38219    | BARRERA, FILIBERTO                                  | SW0004824    | 2009-1365-WOC-E | CAMERON       | 11/13/2009 | \$210            | \$0              | \$210          | \$0        |
| MM  | 38558    | Bixby Enterprises, Inc.                             | 13-99090103  | 2009-1693-MLM-E | BEXAR         | 06/18/2010 | \$8,540          | \$1,708          | \$6,832        | \$0        |
| MM  | 37421    | Brady Implement Company                             |              | 2009-0482-MLM-E | MCCULLOCH     | 11/13/2009 | \$3,925          | \$785            | \$3,140        | \$0        |
| MM  | 38549    | BREAZEALE, DARRELL W                                |              | 2009-1698-WOC-E | POLK          | 05/09/2010 | \$368            | \$73             | \$295          | \$0        |
| MM  | 34170    | BRICKLE, JOHN R JR                                  | 455040171    | 2007-0874-MLM-E | PARKER        | 12/03/2009 | \$2,100          | \$0              | \$2,100        | \$0        |
| MM  | 37632    | Bryan Iron & Metal, Ltd.                            | TXR05L476    | 2009-0107-MLM-E | BRAZOS        | 08/30/2010 | \$8,662          | \$0              | \$8,662        | \$0        |
| MM  | 36893    | BULLARD, RYAN                                       |              | 2009-0842-MLM-E | MARION        | 10/24/2009 | \$10,941         | \$0              | \$10,941       | \$0        |
| MM  | 37645    | BURNS, BECKY B                                      |              | 2009-0756-WOC-E | NAVARRO       | 09/21/2009 | \$210            | \$0              | \$210          | \$0        |
| MM  | 39009    | CANTU, MARTIN                                       | 18465        | 2009-1762-MLM-E | HIDALGO       | 08/21/2010 | \$8,435          | \$1,687          | \$6,748        | \$0        |
| MM  | 39275    | CARL CHILDERS                                       | UNA455160099 | 2010-0360-MLM-E | LA SALLE      | 08/21/2010 | \$2,156          | \$431            | \$1,725        | \$0        |
| MM  | 37879    | Charles Mullins                                     |              | 2009-0652-MLM-E | KAUFMAN       | 12/18/2009 | \$2,694          | \$538            | \$2,156        | \$0        |
| MM  | 37478    | City of Brady                                       | WQ000471200  | 2009-0546-MLM-E | MCCULLOCH     | 10/04/2009 | \$3,775          | \$0              | \$0            | \$3,775    |
| MM  | 37518    | City Of Robert Lee                                  | 0410002      | 2009-0625-MLM-E | COKE          | 10/24/2009 | \$11,174         | \$0              | \$0            | \$11,174   |
| MM  | 319      | City of Roma  | 2140007      | 2008-0493-MSW-E |               | 10/04/2009 | \$27,950         | \$0              | \$27,950       | \$0        |
| MM  | 37080    | CLOUD, ALVIN  |              | 2009-0135-MLM-E | GALVESTON     | 02/17/2010 | \$1,580          | \$0              | \$1,580        | \$0        |
| MM  | 38604    | COTTON, CLINTON                                     |              | 2009-1769-OSI-E | COMANCHE      | 02/07/2010 | \$210            | \$0              | \$210          | \$0        |
| MM  | 36511    | Crescent NJK Corporation                            | 104091574    | 2008-1432-DCL-E | TARRANT       | 09/21/2009 | \$1,270          | \$254            | \$1,016        | \$0        |
| MM  | 35752    | CROUCH, WILLIAM S                                   | 102215704    | 2008-0640-MLM-E | BOWIE         | 06/18/2010 | \$5,432          | \$1,086          | \$4,346        | \$0        |
| MM  | 37897    | CRUCE, MICHAEL W                                    | WW0029900    | 2009-1035-WOC-E | UPSHUR        | 10/18/2009 | \$210            | \$0              | \$210          | \$0        |
| MM  | 37470    | Dal-Tile Corporation                                | 18330        | 2009-0559-PST-E | DALLAS        | 09/21/2009 | \$2,527          | \$505            | \$2,022        | \$0        |
| MM  | 38372    | DE LUNA, OSCAR                                      |              | 2009-1516-WOC-E | WILLACY       | 11/27/2009 | \$210            | \$0              | \$210          | \$0        |
| MM  | 35171    | Double Diamond Utilities Co.                        | 1820061      | 2008-0036-MLM-E | HILL          | 11/27/2009 | \$20,721         | \$0              | \$20,721       | \$0        |

\* There are Multiple Respondent Names associated to this Case No.



**TCEQ**  
Multi-Media Program

**Appendix 5: List of Administrative Orders Issued FY2010**

Date Range Selected : 09/01/2009 - 8/31/2010

| PGM | Case No. | Respondent Name                              | TCEQ ID      | Docket#         | County       | Order Date | Penalty Assessed | Penalty Deferred | Payable Amount | SEP Offset |
|-----|----------|--|--------------|-----------------|--------------|------------|------------------|------------------|----------------|------------|
| MM  | 34980    | Dowd & Sons Automobile Salvage Company, Inc. | 28032        | 2007-1881-MLM-E | NAVARRO      | 12/18/2009 | \$4,673          | \$0              | \$4,673        | \$0        |
| MM  | 30273    | DUNN, JAMES C JR                             | TXR000073692 | 2006-0992-DCL-E |              | 09/12/2009 | \$3,185          | \$0              | \$3,185        | \$0        |
| MM  | 39178    | DYES, CARL                                   |              | 2010-0273-WOC-E | NACOGDOCHES  | 08/09/2010 | \$210            | \$0              | \$210          | \$0        |
| MM  | 38044    | EVANS, CURTIS                                |              | 2009-1178-MLM-E | JEFF DAVIS   | 02/22/2010 | \$6,377          | \$1,275          | \$5,102        | \$0        |
| MM  | 35688    | FACHORN, SAMUEL                              |              | 2008-0578-MLM-E | BURLESON     | 09/21/2009 | \$3,142          | \$0              | \$3,142        | \$0        |
| MM  | 39512    | FLOWERS, BRIAN O                             | WW0011826    | 2010-0608-WOC-E | MILAM        | 08/21/2010 | \$210            | \$0              | \$210          | \$0        |
| MM  | 5765     | GABER, VICTORIA *                            | 1840144      | 2006-0682-MLM-E | PARKER       | 04/25/2010 | \$14,451         | \$0              | \$14,451       | \$0        |
| MM  | 39734    | GARZA, JUAN MARTINEZ                         |              | 2010-0829-WOC-E | NUECES       | 08/30/2010 | \$210            | \$0              | \$210          | \$0        |
| MM  | 36087    | Genesis Quality Aggregates, Ltd.             | 84019L001    | 2008-1026-MLM-E | MAVERICK     | 09/21/2009 | \$5,000          | \$0              | \$5,000        | \$0        |
| MM  | 35123    | Gerald Grimes                                | TXR000078062 | 2008-0038-DCL-E | DALLAS       | 02/17/2010 | \$1,537          | \$0              | \$1,537        | \$0        |
| MM  | 36429    | Gilbert Garcia                               |              | 2008-1380-MLM-E | TRAVIS       | 11/07/2009 | \$9,000          | \$0              | \$9,000        | \$0        |
| MM  | 38764    | GILLOTT, DAVID T                             |              | 2009-1916-WOC-E | WISE         | 03/20/2010 | \$210            | \$0              | \$210          | \$0        |
| MM  | 37583    | GRANDY, GLEN L JR                            | 43010        | 2009-0716-MLM-E | BELL         | 04/11/2010 | \$17,706         | \$3,541          | \$14,165       | \$0        |
| MM  | 38753    | Griffin, Teresa                              |              | 2009-1915-WOC-E | SAN PATRICIO | 03/08/2010 | \$210            | \$0              | \$210          | \$0        |
| MM  | 37289    | H.H.J., Inc.                                 | TX0115827    | 2009-0359-MLM-E | MONTGOMERY   | 01/28/2010 | \$11,510         | \$2,302          | \$9,208        | \$0        |
| MM  | 35332    | HORKA, R F                                   |              | 2008-0205-MLM-E | HARDIN       | 06/26/2010 | \$8,500          | \$0              | \$8,500        | \$0        |
| MM  | 38500    | HORN, MICHAEL R                              | WO0010103    | 2009-1642-WOC-E | NEWTON       | 12/18/2009 | \$210            | \$0              | \$210          | \$0        |
| MM  | 38057    | Hudspeth County                              | TXR05Y543    | 2009-1218-WQ-E  | HUDSPETH     | 10/18/2009 | \$700            | \$0              | \$700          | \$0        |
| MM  | 39331    | HUGHES, RODNEY E                             | WO0009274    | 2010-0460-WOC-E | LUBBOCK      | 08/09/2010 | \$210            | \$0              | \$210          | \$0        |
| MM  | 37048    | INEOS USA LLC                                | 32164        | 2009-0089-MLM-E | CALHOUN      | 02/07/2010 | \$34,999         | \$0              | \$34,999       | \$0        |
| MM  | 38329    | Irion County                                 |              | 2009-1422-MLM-E | IRION        | 03/20/2010 | \$1,900          | \$380            | \$0            | \$1,520    |
| MM  | 38650    | Jacinto Enterprises, Inc.                    | 24054        | 2009-1798-MLM-E | MAVERICK     | 08/09/2010 | \$2,553          | \$510            | \$2,043        | \$0        |
| MM  | 37807    | JACKSON, KENNEN W                            |              | 2009-0934-WOC-E | LIMESTONE    | 10/04/2009 | \$750            | \$150            | \$600          | \$0        |
| MM  | 38232    | Jim Wells County                             | UNA455140002 | 2009-1333-MLM-E | JIM WELLS    | 08/09/2010 | \$2,000          | \$0              | \$2,000        | \$0        |
| MM  | 35806    | JONES, JAMES                                 | 455040186    | 2008-0709-MLM-E | GRAYSON      | 09/20/2009 | \$2,257          | \$0              | \$2,257        | \$0        |
| MM  | 37850    | JUMA PALLETS, INC.                           | TXR05Y918    | 2009-0977-MLM-E | EL PASO      | 11/27/2009 | \$3,188          | \$637            | \$2,551        | \$0        |
| MM  | 38676    | KING, JEREMY R                               | SW0004886    | 2009-1830-WOC-E | HARRIS       | 02/22/2010 | \$210            | \$0              | \$210          | \$0        |
| MM  | 38499    | KING, LEWIS                                  |              | 2009-1643-WOC-E | WILBARGER    | 01/28/2010 | \$210            | \$0              | \$210          | \$0        |
| MM  | 37783    | L & M Woodwaste Recycling, Inc.              | 100223       | 2009-0851-MLM-E | TRAVIS       | 12/18/2009 | \$5,000          | \$1,000          | \$4,000        | \$0        |
| MM  | 36367    | Lee Dry Clean, Inc.                          | 104085550    | 2008-1263-DCL-E | HARRIS       | 05/15/2010 | \$9,450          | \$0              | \$9,450        | \$0        |

\* There are Multiple Respondent Names associated to this Case No.



**Multi-Media Program**

**Appendix 5: List of Administrative Orders Issued FY2010**

Date Range Selected : 09/01/2009 - 8/31/2010

| PGM | Case No. | Respondent Name  | TCEQ ID   | Docket#         | County      | Order Date | Penalty Assessed | Penalty Deferred | Payable Amount | SEP Offset |
|-----|----------|--|-----------|-----------------|-------------|------------|------------------|------------------|----------------|------------|
| MM  | 37195    | LES PERRY DBA BILT RITE PORTABLE BUILDINGS                 |           | 2009-0226-MLM-E | ORANGE      | 09/21/2009 | \$2,649          | \$529            | \$2,120        | \$0        |
| MM  | 36191    | Linda Forster DBA Furniture Sales, Inc. *                  |           | 2008-1136-MLM-E | JOHNSON     | 02/22/2010 | \$1,050          | \$0              | \$1,050        | \$0        |
| MM  | 36596    | LOPEZ, ROLANDO   |           | 2008-1562-WOC-E | HIDALGO     | 10/18/2009 | \$1,875          | \$375            | \$1,500        | \$0        |
| MM  | 37707    | Manitex, Inc.  | 81466     | 2009-0807-MLM-E | WILLIAMSON  | 12/18/2009 | \$11,222         | \$2,244          | \$8,978        | \$0        |
| MM  | 37003    | Marc Lopez dba M & R Aggregates                            | 75790     | 2009-0088-MLM-E | STARR       | 02/17/2010 | \$32,025         | \$0              | \$32,025       | \$0        |
| MM  | 38511    | McDavid Austin-Acra, L.L.C.                                | 47614     | 2009-1649-MLM-E | WILLIAMSON  | 07/11/2010 | \$4,359          | \$871            | \$3,488        | \$0        |
| MM  | 36204    | MCPIKE, RUBY   |           | 2008-1140-MLM-E | JEFFERSON   | 01/07/2010 | \$8,475          | \$0              | \$8,475        | \$0        |
| MM  | 38498    | MEYERS, JOSEPH M   |           | 2009-1644-WOC-E | SAN JACINTO | 12/18/2009 | \$210            | \$0              | \$210          | \$0        |
| MM  | 38052    | MEYERS, JOSEPH M   |           | 2009-1217-OSI-E | SAN JACINTO | 10/31/2009 | \$210            | \$0              | \$210          | \$0        |
| MM  | 37777    | Michael Arena  |           | 2009-0901-OSI-E | HARDIN      | 10/04/2009 | \$210            | \$0              | \$210          | \$0        |
| MM  | 37825    | MICHEL, JUAN   |           | 2009-0950-WOC-E | EL PASO     | 09/21/2009 | \$210            | \$0              | \$210          | \$0        |
| MM  | 38654    | Mission Vacuum & Pump Truck Service, Inc.                  |           | 2009-1813-MLM-E | HIDALGO     | 06/26/2010 | \$3,317          | \$663            | \$2,654        | \$0        |
| MM  | 35971    | Mooney Aircraft Corporation                                | 31211     | 2008-0882-MLM-E | KERR        | 04/11/2010 | \$5,450          | \$1,090          | \$4,360        | \$0        |
| MM  | 37041    | MOORE, PHYLLIS   |           | 2009-0106-MLM-E | MCLENNAN    | 10/24/2009 | \$4,792          | \$0              | \$4,792        | \$0        |
| MM  | 39246    | National Oilwell Varco, L.P.                               | 70895     | 2010-0324-MSW-E | YOAKUM      | 08/30/2010 | \$25,839         | \$5,167          | \$20,672       | \$0        |
| MM  | 36204    | NELSON, PATRICIA RAMSEY                                    |           | 2009-1438-MLM-E | JEFFERSON   | 02/07/2010 | \$5,975          | \$0              | \$5,975        | \$0        |
| MM  | 39190    | Nueces County Water Control and Improvement District No. 5 | TX0054291 | 2010-0226-MLM-E | NUECES      | 08/30/2010 | \$15,700         | \$0              | \$15,700       | \$0        |
| MM  | 36893    | PARKER, DAVID  |           | 2008-1868-MLM-E | MARION      | 10/24/2009 | \$10,941         | \$0              | \$10,941       | \$0        |
| MM  | 38868    | PASSMORE, SCOTT G  |           | 2009-2044-WOC-E | PARKER      | 04/11/2010 | \$210            | \$0              | \$210          | \$0        |
| MM  | 38669    | Patrick Billy Whitman                                      |           | 2009-1824-MLM-E | HARDIN      | 06/04/2010 | \$1,984          | \$396            | \$1,588        | \$0        |
| MM  | 38745    | PATTERSON, TOMMY   |           | 2009-1900-WOC-E | MCLENNAN    | 04/25/2010 | \$210            | \$0              | \$210          | \$0        |
| MM  | 35616    | Petroleum Wholesale, L.P.                                  | 48158     | 2008-0503-PST-E | WILLIAMSON  | 09/21/2009 | \$6,600          | \$0              | \$6,600        | \$0        |
| MM  | 38459    | POPKO, GREGORY L   |           | 2009-1633-WOC-E | DALLAS      | 04/09/2010 | \$376            | \$0              | \$376          | \$0        |
| MM  | 34991    | Rapid Marine Fuels, LLC                                    | 83463     | 2007-1894-MLM-E | EL PASO     | 04/25/2010 | \$6,092          | \$0              | \$6,092        | \$0        |
| MM  | 34523    | Ray Carpenter dba Carpenter Dirt Work                      | 47035     | 2007-1807-MLM-E | LAMPASAS    | 12/18/2009 | \$4,257          | \$0              | \$4,257        | \$0        |
| MM  | 37597    | REED S. LEHMAN GRAIN, LTD.                                 |           | 2009-0693-MLM-E | BEXAR       | 02/07/2010 | \$1,050          | \$0              | \$1,050        | \$0        |
| MM  | 37862    | RIDLEHUBER, HAROLD   | 85019     | 2009-1022-MLM-E | HILL        | 02/07/2010 | \$4,725          | \$945            | \$3,780        | \$0        |
| MM  | 37297    | Road Masters I G LLC                                       | 26828     | 2009-0247-MLM-E | EL PASO     | 06/26/2010 | \$18,350         | \$3,670          | \$14,680       | \$0        |
| MM  | 37860    | RODRIGUEZ, GILBERT SR                                      |           | 2009-1085-MLM-E | ATASCOSA    | 05/01/2010 | \$9,386          | \$0              | \$9,386        | \$0        |
| MM  | 37098    | Roy Smalley  |           | 2009-0163-MLM-E | RED RIVER   | 02/07/2010 | \$7,850          | \$4,250          | \$3,600        | \$0        |

\* There are Multiple Respondent Names associated to this Case No.



**Multi-Media Program**

**Appendix 5: List of Administrative Orders Issued FY2010**

Date Range Selected : 09/01/2009 - 8/31/2010

| PGM                                | Case No. | Respondent Name                 | TCEQ ID     | Docket#         | County    | Order Date         | Penalty Assessed    | Penalty Deferred   | Payable Amount      | SEP Offset         |
|------------------------------------|----------|---------------------------------|-------------|-----------------|-----------|--------------------|---------------------|--------------------|---------------------|--------------------|
| MM                                 | 33620    | RUTLEDGE, TOMMY                 |             | 2007-0859-MLM-E | LIMESTONE | 10/31/2009         | \$12,500            | \$8,900            | \$3,600             | \$0                |
| MM                                 | 38817    | S & A Lee Corporation           | 103970257   | 2009-1974-DCL-E | GRAYSON   | 06/26/2010         | \$950               | \$190              | \$760               | \$0                |
| MM                                 | 38163    | Sabine River Authority of Texas | 730046      | 2009-1304-MLM-E | SABINE    | 01/28/2010         | \$1,900             | \$380              | \$1,520             | \$0                |
| MM                                 | 37734    | Saguaro, Corp.                  | 40237       | 2009-0831-MLM-E | EL PASO   | 04/25/2010         | \$12,015            | \$2,403            | \$9,612             | \$0                |
| MM                                 | 38492    | SCHENK, PAUL JR                 |             | 2009-1699-AGR-E | ARCHER    | 05/09/2010         | \$1,050             | \$210              | \$840               | \$0                |
| MM                                 | 38524    | SCHLEY, CLARENCE                |             | 2009-1725-MLM-E | FAYETTE   | 04/25/2010         | \$2,100             | \$420              | \$1,680             | \$0                |
| MM                                 | 39325    | SELLERS, AUNIE C                |             | 2010-0458-WOC-E | CROSBY    | 08/09/2010         | \$210               | \$0                | \$210               | \$0                |
| MM                                 | 35301    | Sendero Exteriors, Inc.         |             | 2008-0212-WQ-E  | DENTON    | 12/03/2009         | \$8,736             | \$0                | \$8,736             | \$0                |
| MM                                 | 35255    | SSS Construction, LLC           |             | 2008-0139-MLM-E | BEXAR     | 03/08/2010         | \$15,000            | \$0                | \$15,000            | \$0                |
| MM                                 | 38677    | STAILEY, DWAYNE D               |             | 2009-1822-WOC-E | COLLIN    | 02/22/2010         | \$210               | \$0                | \$210               | \$0                |
| MM                                 | 37570    | Tapia Dairy, Inc.               | TXG920973   | 2009-0651-AGR-E | RUNNELS   | 10/31/2009         | \$1,290             | \$258              | \$1,032             | \$0                |
| MM                                 | 38797    | TAYLOR, CHARLES H               | 21227       | 2009-1960-MLM-E | WISE      | 06/04/2010         | \$650               | \$130              | \$520               | \$0                |
| MM                                 | 38131    | THE J.B. ALLEN COMPANY          | 24139       | 2009-1293-MLM-E | ZAVALA    | 03/08/2010         | \$1,895             | \$379              | \$1,516             | \$0                |
| MM                                 | 33880    | Three Lakes Land Co., L.L.C.    | 455150134   | 2007-1075-MLM-E | CAMERON   | 01/28/2010         | \$40,250            | \$36,650           | \$3,600             | \$0                |
| MM                                 | 37782    | Tom Dye, Contractor, LLC        | 11-07111901 | 2009-0903-MLM-E | HAYS      | 04/25/2010         | \$4,235             | \$0                | \$4,235             | \$0                |
| MM                                 | 35836    | TRUESTATES, LLC                 | 11-97010304 | 2008-0702-MLM-E | TRAVIS    | 10/18/2009         | \$8,500             | \$0                | \$8,500             | \$0                |
| MM                                 | 36433    | US Department of the Army *     |             | 2008-1265-WQ-E  | BELL      | 10/18/2009         | \$2,444             | \$0                | \$2,444             | \$0                |
| MM                                 | 36653    | US Ecology Texas, Inc.          | 50052       | 2008-0355-MLM-E | NUECES    | 10/18/2009         | \$92,650            | \$18,530           | \$37,060            | \$37,060           |
| MM                                 | 38058    | VANDERPOOL, WESLEY              |             | 2009-1261-MLM-E | STARR     | 02/22/2010         | \$1,020             | \$204              | \$816               | \$0                |
| MM                                 | 35750    | Weirich Brothers, L.P.          | KG0017H     | 2008-0642-MLM-E | KIMBLE    | 11/29/2009         | \$10,795            | \$0                | \$10,795            | \$0                |
| MM                                 | 38768    | Westgate Homes, Inc.            |             | 2009-1923-MLM-E | HOOD      | 08/09/2010         | \$3,545             | \$709              | \$2,836             | \$0                |
| MM                                 | 37693    | WILLIAMS, FRED S JR             |             | 2009-0794-WOC-E | COLLIN    | 10/04/2009         | \$210               | \$0                | \$210               | \$0                |
| MM                                 | 39906    | WILLIAMSON, LAVERN              |             | 2010-1030-WOC-E | PARKER    | 08/30/2010         | \$210               | \$0                | \$210               | \$0                |
| MM                                 | 38177    | WILSON, RANDY                   |             | 2009-1345-WOC-E | HARRIS    | 11/13/2009         | \$210               | \$0                | \$210               | \$0                |
| MM                                 | 38332    | Y S H CORPORATION               | 103953626   | 2009-1421-DCL-E | TARRANT   | 06/04/2010         | \$8,187             | \$1,635            | \$6,552             | \$0                |
| MM                                 | 38229    | ZAVALA, PATRICK D               |             | 2009-1382-WOC-E | DICKENS   | 11/13/2009         | \$210               | \$0                | \$210               | \$0                |
| <b>MM Orders Issued: 118</b>       |          |                                 |             |                 |           | <b>Total:</b>      | <b>\$814,836</b>    | <b>\$113,565</b>   | <b>\$646,117</b>    | <b>\$55,154</b>    |
| <b>Total Orders Issued : 1,640</b> |          |                                 |             |                 |           | <b>GrandTotal:</b> | <b>\$17,081,898</b> | <b>\$2,213,893</b> | <b>\$11,309,521</b> | <b>\$3,558,484</b> |

\* There are Multiple Respondent Names associated to this Case No.



## Appendix 6: List of SEP's & SEP Projects - FY2010

### Single Program

Date Range Selected : 09/01/2009 - 08/31/2010

| PGM | Case No. | Respondent Name          | Effective Date  | Ratio  | Assessed Amt | Deferred Amt | Payable Amt | SEP Cost | SEP Offset |
|-----|----------|--------------------------|---|--------|--------------|--------------|-------------|----------|------------|
| AQ  | 38895    | The Lubrizol Corporation | 06/26/2010  | 1.00:1 | 8,970.00     | 1,794.00     | 3,588.00    | 3,588.00 | 3,588.00   |
|     |          | POLLUTION PREVENTION     | The Respondent shall contribute the SEP Offset Amount to the Third-Party Recipient named above. The contribution will be to Houston Regional Monitoring Corporation for the HRMC Houston Area Air Monitoring to be used as set forth in an agreement between the Third-Party Recipient and the TCEQ. SEP funds will be used to supplement existing operation of a network of ambient air monitoring stations (designated HRM Sites 1, 3, 4, 7, 8, 10, Wallisville, and Lynchburg Ferry) that continuously measure and record concentrations of ambient air pollutants. Specifically, SEP Funds will be used to operate, maintain, and potentially expand portions of the existing ambient air quality monitoring network in the Houston area in order to continue to provide information on data quality and trends to the public, TCEQ, and industry representatives. SEP Funds may be used to operate a single monitoring site or multiple sites contingent upon the amount of SEP funds provided. All dollars contributed will be used solely for the direct cost of the project and no portion will be spent on administrative costs. The SEP will be done in accordance with all federal, state and local environmental laws and regulations.  |        |              |              |             | 3,588.00 | 3,588.00   |
| AQ  | 38577    | DCP Midstream, LP        | 04/11/2010  | 1.00:1 | 5,355.00     | 1,071.00     | 2,142.00    | 2,142.00 | 2,142.00   |
|     |          | POLLUTION PREVENTION     | The Respondent shall contribute to the SEP offset amount to the Third-Party Recipient named above. The contribution will be to Texas Association of Resource Conservation and Development Areas, Inc. to be used for the RC&D Abandoned Tire Clean-Up Program as set forth in an agreement between the Third-Party Recipient and the TCEQ. Specifically, the contribution will be used to clean-up sites where tires have been disposed of illegally. Eligible sites will be limited to those where a responsible party cannot be found and where reasonable efforts have been made to prevent the dumping. SEP monies will be used to pay for the direct cost of collecting and disposing of tires. All dollars contributed will be used solely for the direct cost of the project and no portion will be spent on administrative costs. The SEP will be done in accordance with all federal, state and local environmental laws and regulations.  |        |              |              |             | 2,142.00 | 2,142.00   |
| AQ  | 37290    | Jeld-Wen, Inc.           | 10/04/2009  | 1.00:1 | 5,500.00     | 1,100.00     | 2,200.00    | 2,200.00 | 2,200.00   |
|     |          | POLLUTION PREVENTION     | The Respondent shall contribute to the Third-Party Recipient pursuant to the agreement between the Third-Party Recipient and the TCEQ. Specifically, the contribution will be used to aid local school districts, area transit agencies, and local governments in need of funding assistance to pay for the cost of the following activities to reduce emissions: 1) replacing older diesel buses with alternative fuelled or clean diesel buses; or 2) retrofitting older diesel buses with new, cleaner technology. The funds will be disbursed on a needs-rated basis, using non-attainment area status, condition of buses, and economic status of the recipient as possible rating factors if competition for the funds exists. To maximize funds, retrofitting will take priority over replacement of buses. Older buses deemed not suitable for retrofitting will be permanently retired and sold only for scrap.<br><br>Acceptable retrofit technologies include particulate matter traps, diesel particulate matter filters, nitrogen oxides (NOx) reduction catalyst technology in combination with diesel particulate filters, and other emission control technologies that are developed and approved by the United States Environmental Protection Agency ("EPA") or the California Air Resources Board. |        |              |              |             | 2,200.00 | 2,200.00   |

\* There are Multiple Respondent Names associated to this Case No.

## Appendix 6: List of SEP's & SEP Projects - FY2010

### Single Program

|    |       |                                       |   |        |           |          |           |           |           |
|----|-------|---------------------------------------|---|--------|-----------|----------|-----------|-----------|-----------|
| AQ | 38794 | E. I. du Pont de Nemours and Company  | 07/11/2010  | 1.00:1 | 40,000.00 | 8,000.00 | 16,000.00 | 16,000.00 | 16,000.00 |
|    |       | POLLUTION PREVENTION                  | The Respondent shall contribute the SEP Offset Amount to the Third-Party Recipient named above. The contribution will be to Texas PTA for the Texas PTA Clean School Bus Program as set forth in an agreement between the Third-Party Recipient and the TCEQ. Specifically, the contribution will be used to reimburse local school districts for the cost of the following activities to reduce emissions: 1) replacing older diesel buses with alternative fueled or clean diesel buses; or 2) retrofitting older diesel buses with new, cleaner technology. All dollars contributed will be used solely for the direct cost of the project and no portion will be spent on administrative costs. The SEP will be done in accordance with all federal, state and local environmental laws and regulations.  |        |           |          | 16,000.00 | 16,000.00 |           |
| AQ | 38484 | Occidental Permian Ltd.               | 05/09/2010  | 1.00:1 | 9,000.00  | 1,800.00 | 3,600.00  | 3,600.00  | 3,600.00  |
|    |       | POLLUTION PREVENTION                  | The Respondent shall contribute to the SEP offset amount to the Third-Party Recipient named above. The contribution will be to Texas Association of Resource Conservation and Development Areas, Inc. to be used for the RC&D Abandoned Tire Clean-Up Program as set forth in an agreement between the Third-Party Recipient and the TCEQ. Specifically, the contribution will be used to clean-up sites where tires have been disposed of illegally. Eligible sites will be limited to those where a responsible party cannot be found and where reasonable efforts have been made to prevent the dumping. SEP monies will be used to pay for the direct cost of collecting and disposing of tires. All dollars contributed will be used solely for the direct cost of the project and no portion will be spent on administrative costs. The SEP will be done in accordance with all federal, state and local environmental laws and regulations.  |        |           |          | 3,600.00  | 3,600.00  |           |
| AQ | 38769 | OTAL PETROCHEMICALS USA INC.          | 07/11/2010  | 1.00:1 | 38,300.00 | 7,660.00 | 15,320.00 | 15,320.00 | 15,320.00 |
|    |       | POLLUTION PREVENTION                  | The Respondent shall contribute the SEP Amount to the Third-Party Recipient named above. The contribution will be Southeast Texas Regional Planning Commission to be used for the Southeast Texas Regional Air Monitoring Network Ambient Air Monitoring Station as set forth in agreement between the Third-Party Recipient and the TCEQ. Specifically, the contribution will be used to install, operate, and maintain a stationary ambient air monitoring station in the vicinity of Memorial High School Ninth Grade Campus. The station will employ canister sampling, a hydrocarbon analyzer, and/or a chromatograph. Ancillary equipment will include a sample conditioning system, a ten meter meteorological tower, a climate controlled equipment shelter, a remote communications system, and have electronic data logging capabilities. The station will continuously sample and analyze the ambient air for a wide range of hydrocarbon species in accordance with Environmental Protection Agency's recommended "TO-14" list. SEP monies will be used for the cost of purchasing, installing, operating, and maintaining the air monitoring station along with its ancillary equipment. |        |           |          | 15,320.00 | 15,320.00 |           |
| AQ | 37477 | Chevron Phillips Chemical Company, LP | 11/13/2009  | 1.00:1 | 10,245.00 | 2,049.00 | 4,098.00  | 4,098.00  | 4,098.00  |

\* There are Multiple Respondent Names associated to this Case No.

## Appendix 6: List of SEP's & SEP Projects - FY2010

### Single Program

|                      |       |  |            |        |           |          |           |           |           |
|----------------------|-------|--|------------|--------|-----------|----------|-----------|-----------|-----------|
| POLLUTION PREVENTION |       | <p>The Respondent shall contribute to the Third-Party Recipient pursuant to the agreement between the Third-Party Recipient and the TCEQ. Specifically, the contribution will be used to aid local school districts, area transit agencies, and local governments in need of funding assistance to pay for the cost of the following activities to reduce emissions: 1) replacing older diesel buses with alternative fuelled or clean diesel buses; or 2) retrofitting older diesel buses with new, cleaner technology. The funds will be disbursed on a needs-rated basis, using non-attainment area status, condition of buses, and economic status of the recipient as possible rating factors if competition for the funds exists. To maximize funds, retrofitting will take priority over replacement of buses. Older buses deemed not suitable for retrofitting will be permanently retired and sold only for scrap.</p> <p>Acceptable retrofit technologies include particulate matter traps, diesel particulate matter filters, nitrogen oxides (NOx) reduction catalyst technology in combination with diesel particulate filters, and other emission control technologies that are developed and approved by the United States Environmental Protection Agency ("EPA") or the California Air Resources Board.</p> |            |        |           |          | 4,098.00  | 4,098.00  |           |
| AQ                   | 38909 | OTAL PETROCHEMICALS USA INC.   | 08/09/2010 | 1.00:1 | 38,800.00 | 7,760.00 | 15,520.00 | 15,520.00 | 15,520.00 |
| POLLUTION PREVENTION |       | <p>The Respondent shall contribute the SEP Amount to the Third-Party Recipient named above. The contribution will be Southeast Texas Regional Planning Commission to be used for the Southeast Texas Regional Air Monitoring Network Ambient Air Monitoring Station as set forth in agreement between the Third-Party Recipient and the TCEQ. Specifically, the contribution will be used to install, operate, and maintain a stationary ambient air monitoring station in the vicinity of Memorial High School Ninth Grade Campus. The station will employ canister sampling, a hydrocarbon analyzer, and/or a chromatograph. Ancillary equipment will include a sample conditioning system, a ten meter meteorological tower, a climate controlled equipment shelter, a remote communications system, and have electronic data logging capabilities. The station will continuously sample and analyze the ambient air for a wide range of hydrocarbon species in accordance with Environmental Protection Agency's recommended "TO-14" list. SEP monies will be used for the cost of purchasing, installing, operating, and maintaining the air monitoring station along with its ancillary equipment.</p>   |            |        |           |          | 15,520.00 | 15,520.00 |           |
| AQ                   | 37498 | Southern Union Gas Services, Ltd.  | 11/27/2009 | 1.00:1 | 22,794.00 | 4,558.00 | 9,118.00  | 9,118.00  | 9,118.00  |

\* There are Multiple Respondent Names associated to this Case No.

## Appendix 6: List of SEP's & SEP Projects - FY2010

### Single Program

|                      |  |          |          |
|----------------------|--|----------|----------|
| POLLUTION PREVENTION | <p>The Respondent shall contribute to the Third-Party Recipient pursuant to the agreement between the Third-Party Recipient and the TCEQ. Specifically, the contribution will be used to aid local school districts, area transit agencies, and local governments in need of funding assistance to pay for the cost of the following activities to reduce emissions: 1) replacing older diesel buses with alternative fuelled or clean diesel buses; or 2) retrofitting older diesel buses with new, cleaner technology. The funds will be disbursed on a needs-rated basis, using non-attainment area status, condition of buses, and economic status of the recipient as possible rating factors if competition for the funds exists. To maximize funds, retrofitting will take priority over replacement of buses. Older buses deemed not suitable for retrofitting will be permanently retired and sold only for scrap.</p> <p>Acceptable retrofit technologies include particulate matter traps, diesel particulate matter filters, nitrogen oxides (NOx) reduction catalyst technology in combination with diesel particulate filters, and other emission control technologies that are developed and approved by the United States Environmental Protection Agency ("EPA") or the California Air Resources Board.</p> | 9,118.00 | 9,118.00 |
|----------------------|--|----------|----------|

| AQ | 37907 | Motiva Enterprises LLC | 06/18/2010  | 1.00:1 | 312,272.00 | 62,454.00 | 124,909.00 | 124,909.00 | 124,909.00 |
|----|-------|------------------------|---|--------|------------|-----------|------------|------------|------------|
|    |       | POLLUTION PREVENTION   | <p>The Respondent shall contribute the SEP Offset Amount to the Third-Party Recipient named above. The contribution will be to Texas PTA for the Texas PTA Clean School Bus Program as set forth in an agreement between the Third-Party Recipient and the TCEQ. Specifically, the contribution will be used to reimburse local school districts for the cost of the following activities to reduce emissions: 1) replacing older diesel buses with alternative fuelled or clean diesel buses; or 2) retrofitting older diesel buses with new, cleaner technology. All dollars contributed will be used solely for the direct cost of the project and no portion will be spent on administrative costs. The SEP will be done in accordance with all federal, state and local environmental laws and regulations.</p>  |        |            |           | 94,909.00  | 94,909.00  |            |
|    |       | POLLUTION PREVENTION   | <p>Performing Party shall: 1) retire current diesel powered or gasoline-powered vehicles and equipment and replace those vehicles and equipment with alternative-fueled or low-emission vehicles or equipment; 2) convert current vehicles and equipment to alternative-fueled vehicles or equipment; or 3) retrofit current gasoline-powered and diesel-powered vehicles and equipment to decrease emissions from those sources. SEP Funds may only be used for: 1) the incremental costs of purchase of alternative-fueled or lower emission vehicles or equipment or retrofit of existing vehicles or equipment; 2) the incremental cost of purchase of alternative fuels versus regular gasoline or diesel fuels; or 3) other direct expenses authorized in advance and in writing by TCEQ. The Respondent certifies that there is no prior commitment to do this project and that it is being performed solely in an effort to settle this enforcement action.</p> |        |            |           | 20,000.00  | 20,000.00  |            |
|    |       | POLLUTION PREVENTION   | <p>The Respondent shall contribute to the Third-Party Recipient pursuant to the agreement between the Third-Party Recipient and the TCEQ. Performing Party shall use SEP Funds to perform energy efficiency upgrades on public buildings and infrastructure. Specifically, SEP Funds may only be used for: 1) the costs of conducting energy efficiency audits; 2) the incremental costs for construction or implementation of energy-efficiency upgrades (versus the costs of non-energy efficiency upgrades); 3) the incremental costs of purchasing of equipment or appliances that are more energy-efficient (versus the costs of purchasing energy efficient equipment or appliances); or 4) other direct costs authorized in advance by TCEQ.</p>   |        |            |           | 10,000.00  | 10,000.00  |            |

\* There are Multiple Respondent Names associated to this Case No.

## Appendix 6: List of SEP's & SEP Projects - FY2010

### Single Program

|    |       |                                      |  |        |           |          |           |           |           |
|----|-------|--------------------------------------|--|--------|-----------|----------|-----------|-----------|-----------|
| AQ | 37883 | E. I. du Pont de Nemours and Company | 02/07/2010   | 1.00:1 | 9,350.00  | 1,870.00 | 3,740.00  | 3,740.00  | 3,740.00  |
|    |       | POLLUTION PREVENTION                 | The Respondent shall contribute the SEP Offset Amount to the Third-Party Recipient named above. The contribution will be to Texas PTA for the Clean School Bus Program as set forth in an agreement between the Third-Party Recipient and the TCEQ. Specifically, the contribution will be used to reimburse local school districts for the cost of the following activities to reduce emissions: 1) replacing older diesel buses with alternative fuelled or clean diesel buses; or 2) retrofitting older diesel buses with new, cleaner technology. All dollars contributed will be used solely for the direct cost of the project and no portion will be spent on administrative costs. The SEP will be done in accordance with all federal, state and local environmental laws and regulations.  |        |           |          | 3,740.00  | 3,740.00  |           |
| AQ | 38457 | TIN Inc.                             | 04/11/2010   | 1.00:1 | 5,877.00  | 1,175.00 | 2,351.00  | 2,351.00  | 2,351.00  |
|    |       | POLLUTION PREVENTION                 | The Respondent shall contribute to the SEP offset amount to the Third-Party Recipient named above. The contribution will be to Texas Association of Resource Conservation and Development Areas, Inc. to be used for the RC&D Abandoned Tire Clean-Up Program as set forth in an agreement between the Third-Party Recipient and the TCEQ. Specifically, the contribution will be used to clean-up sites where tires have been disposed of illegally. Eligible sites will be limited to those where a responsible party cannot be found and where reasonable efforts have been made to prevent the dumping. SEP monies will be used to pay for the direct cost of collecting and disposing of tires. All dollars contributed will be used solely for the direct cost of the project and no portion will be spent on administrative costs. The SEP will be done in accordance with all federal, state and local environmental laws and regulations.   |        |           |          | 2,351.00  | 2,351.00  |           |
| AQ | 38922 | Exxon Mobil Corporation              | 08/30/2010   | 1.00:1 | 50,000.00 | 0.00     | 25,000.00 | 25,000.00 | 25,000.00 |
|    |       | POLLUTION PREVENTION                 | The Respondent shall contribute the SEP Offset Amount to the Third-Party Recipient named above. The contribution will be to Houston Regional Monitoring Corporation for the HRMC Houston Area Air Monitoring to be used as set forth in an agreement between the Third-Party Recipient and the TCEQ. SEP funds will be used to supplement existing operation of a network of ambient air monitoring stations (designated HRM Sites 1, 3, 4, 7, 8, 10, Wallisville, and Lynchburg Ferry) that continuously measure and record concentrations of ambient air pollutants. Specifically, SEP Funds will be used to operate, maintain, and potentially expand portions of the existing ambient air quality monitoring network in the Houston area in order to continue to provide information on data quality and trends to the public, TCEQ, and industry representatives. SEP Funds may be used to operate a single monitoring site or multiple sites contingent upon the amount of SEP funds provided. All dollars contributed will be used solely for the direct cost of the project and no portion will be spent on administrative costs. The SEP will be done in accordance with all federal, state and local environmental laws and regulations. |        |           |          | 25,000.00 | 25,000.00 |           |
| AQ | 37430 | OTAL PETROCHEMICALS USA INC.         | 10/04/2009   | 1.00:1 | 9,475.00  | 1,895.00 | 3,790.00  | 3,790.00  | 3,790.00  |

\* There are Multiple Respondent Names associated to this Case No.

## Appendix 6: List of SEP's & SEP Projects - FY2010

### Single Program

|    |                      |   |            |           |           |           |           |           |           |
|----|----------------------|---|------------|-----------|-----------|-----------|-----------|-----------|-----------|
|    | POLLUTION PREVENTION | Performing Party shall: 1) retire current diesel powered or gasoline-powered vehicles and equipment and replace those vehicles and equipment with alternative-fueled or low-emission vehicles or equipment; 2) convert current vehicles and equipment to alternative-fueled vehicles or equipment; or 3) retrofit current gasoline-powered and diesel-powered vehicles and equipment to decrease emissions from those sources. SEP Funds may only be used for: 1) the incremental costs of purchase of alternative-fueled or lower emission vehicles or equipment or retrofit of existing vehicles or equipment; 2) the incremental cost of purchase of alternative fuels versus regular gasoline or diesel fuels; or 3) other direct expenses authorized in advance and in writing by TCEQ. The Respondent certifies that there is no prior commitment to do this project and that it is being performed solely in an effort to settle this enforcement action.  | 3,790.00   | 3,790.00  |           |           |           |           |           |
| AQ | 37304                | INVISTA S.a r.l.  | 10/18/2009 | 1.00:1    | 5,356.00  | 1,071.00  | 2,143.00  | 2,142.00  | 2,142.00  |
|    | POLLUTION PREVENTION | The Respondent shall contribute to the Third-Party Recipient pursuant to the agreement between the Third-Party Recipient and the TCEQ. Specifically, the contribution will be used to aid local school districts, area transit agencies, and local governments in need of funding assistance to pay for the cost of the following activities to reduce emissions: 1) replacing older diesel buses with alternative fuelled or clean diesel buses; or 2) retrofitting older diesel buses with new, cleaner technology. The funds will be disbursed on a needs-rated basis, using non-attainment area status, condition of buses, and economic status of the recipient as possible rating factors if competition for the funds exists. To maximize funds, retrofitting will take priority over replacement of buses. Older buses deemed not suitable for retrofitting will be permanently retired and sold only for scrap.<br><br>Acceptable retrofit technologies include particulate matter traps, diesel particulate matter filters, nitrogen oxides (NOx) reduction catalyst technology in combination with diesel particulate filters, and other emission control technologies that are developed and approved by the United States Environmental Protection Agency ("EPA") or the California Air Resources Board. | 2,142.00   | 2,142.00  |           |           |           |           |           |
| AQ | 37937                | Oxy Vinyls, LP  | 03/08/2010 | 1.00:1    | 24,850.00 | 0.00      | 12,425.00 | 12,425.00 | 12,425.00 |
|    | POLLUTION PREVENTION | Performing Party shall use SEP Funds to operate, maintain, and potentially expand portions of the existing Houston Regional Monitoring Corporation Ambient Air Quality Monitoring Network in the Houston area in order to continue to provide information on data quality and trends to the public, TCEQ, and industry representatives. SEP funds may be used to operate a single monitoring site or multiple sites contingent upon the amount of SEP funds provided.   | 12,425.00  | 12,425.00 |           |           |           |           |           |
| AQ | 37228                | Rohm and Haas Texas Incorporated  | 09/21/2009 | 1.00:1    | 59,700.00 | 11,940.00 | 23,880.00 | 23,880.00 | 23,880.00 |
|    | POLLUTION PREVENTION | Performing Party shall use SEP Funds to operate, maintain, and potentially expand portions of the existing Houston Regional Monitoring Corporation Ambient Air Quality Monitoring Network in the Houston area in order to continue to provide information on data quality and trends to the public, TCEQ, and industry representatives. SEP funds may be used to operate a single monitoring site or multiple sites contingent upon the amount of SEP funds provided.<br><br>The Respondent certifies that there is no prior commitment to do this project and that it is being performed solely in an effort to settle this enforcement action.  | 23,880.00  | 23,880.00 |           |           |           |           |           |
| AQ | 35824                | Exxon Mobil Corporation   | 03/20/2010 | 1.00:1    | 30,000.00 | 0.00      | 15,000.00 | 15,000.00 | 15,000.00 |

\* There are Multiple Respondent Names associated to this Case No.

## Appendix 6: List of SEP's & SEP Projects - FY2010

### Single Program

|    |                      |  |            |           |           |           |           |           |           |
|----|----------------------|--|------------|-----------|-----------|-----------|-----------|-----------|-----------|
|    | POLLUTION PREVENTION | SEP funds will be used to supplement existing operation of a network of ambient air monitoring stations that continuously measure and record concentrations of ambient air pollutants. Specifically, SEP Funds will be used to operate, maintain, and potentially expand portions of the existing ambient air quality monitoring network in the Houston area in order to continue to provide information on data quality and trends to the public, TCEQ, and industry representatives.   | 15,000.00  | 15,000.00 |           |           |           |           |           |
| AQ | 37445                | TPC Group LLC  | 10/18/2009 | 1.00:1    | 10,200.00 | 2,040.00  | 4,080.00  | 4,080.00  | 4,080.00  |
|    | POLLUTION PREVENTION | The Respondent shall contribute the SEP Offset Amount to the Third-Party Recipient named above. The contribution will be to Texas PTA for the Clean School Bus Program in Texas Air Quality Control Region 106 as set forth in an agreement between the Third-Party Recipient and the TCEQ. Specifically, the contribution will be used to reimburse local school districts for the cost of the following activities to reduce emissions: 1) replacing older diesel buses with alternative fuelled or clean diesel buses; or 2) retrofitting older diesel buses with new, cleaner technology. All dollars contributed will be used solely for the direct cost of the project and no portion will be spent on administrative costs. The SEP will be done in accordance with all federal, state and local environmental laws and regulations   | 4,080.00   | 4,080.00  |           |           |           |           |           |
| AQ | 37780                | Huntsman Petrochemical Corporation   | 03/20/2010 | 1.00:1    | 68,725.00 | 13,745.00 | 27,490.00 | 27,490.00 | 27,490.00 |
|    | POLLUTION PREVENTION | The Respondent shall contribute the SEP Amount to the Third-Party Recipient pursuant to the agreement between the Third-Party Recipient and the TCEQ. Specifically, the contribution will be used to install, operate, and maintain a stationary ambient air monitoring station in the vicinity of Memorial High School Ninth Grade Campus. The station will employ canister sampling, a hydrocarbon analyzer, and/or a chromatograph. Ancillary equipment will include a sample conditioning system, a ten meter meteorological tower, a climate controlled equipment shelter, a remote communications system, and have electronic data logging capabilities. The station will continuously sample and analyze the ambient air for a wide range of hydrocarbon species in accordance with Environmental Protection Agency's recommended "TO-14" list. SEP monies will be used for the cost of purchasing, installing, operating, and maintaining the air monitoring station along with its ancillary equipment. | 27,490.00  | 27,490.00 |           |           |           |           |           |
| AQ | 38325                | Robroy Industries-Texas, L. P.   | 04/25/2010 | 1.00:1    | 26,250.00 | 5,250.00  | 10,500.00 | 10,500.00 | 10,500.00 |
|    | POLLUTION PREVENTION | The Respondent shall contribute to the SEP offset amount to the Third-Party Recipient named above. The contribution will be to Texas Association of Resource Conservation and Development Areas, Inc. to be used for the RC&D Abandoned Tire Clean-Up Program as set forth in an agreement between the Third-Party Recipient and the TCEQ. Specifically, the contribution will be used to clean-up sites where tires have been disposed of illegally. Eligible sites will be limited to those where a responsible party cannot be found and where reasonable efforts have been made to prevent the dumping. SEP monies will be used to pay for the direct cost of collecting and disposing of tires. All dollars contributed will be used solely for the direct cost of the project and no portion will be spent on administrative costs. The SEP will be done in accordance with all federal, state and local environmental laws and regulations.   | 10,500.00  | 10,500.00 |           |           |           |           |           |
| AQ | 37334                | Chevron Phillips Chemical Company, LP  | 09/21/2009 | 1.00:1    | 25,000.00 | 5,000.00  | 10,000.00 | 10,000.00 | 10,000.00 |

\* There are Multiple Respondent Names associated to this Case No.

## Appendix 6: List of SEP's & SEP Projects - FY2010

### Single Program

|    |                      |  |            |           |           |           |           |           |           |
|----|----------------------|--|------------|-----------|-----------|-----------|-----------|-----------|-----------|
|    | POLLUTION PREVENTION | The Respondent shall contribute the SEP Offset Amount to the Third-Party Recipient named above. The contribution will be to Texas PTA for the Clean School Bus Program in Texas Air Quality Control Region 211 as set forth in an agreement between the Third-Party Recipient and the TCEQ. Specifically, the contribution will be used to reimburse local school districts for the cost of the following activities to reduce emissions: 1) replacing older diesel buses with alternative fuelled or clean diesel buses; or 2) retrofitting older diesel buses with new, cleaner technology. All dollars contributed will be used solely for the direct cost of the project and no portion will be spent on administrative costs. The SEP will be done in accordance with all federal, state and local environmental laws and regulations.  | 10,000.00  | 10,000.00 |           |           |           |           |           |
| AQ | 37462                | Vopak Terminal Deer Park, Inc.   | 10/04/2009 | 1.00:1    | 7,200.00  | 1,440.00  | 2,880.00  | 2,880.00  | 2,880.00  |
|    | POLLUTION PREVENTION | Performing Party shall use SEP Funds to operate, maintain, and potentially expand portions of the existing Houston Regional Monitoring Corporation Ambient Air Quality Monitoring Network in the Houston area in order to continue to provide information on data quality and trends to the public, TCEQ, and industry representatives. SEP funds may be used to operate a single monitoring site or multiple sites contingent upon the amount of SEP funds provided.  |            |           |           |           | 2,880.00  | 2,880.00  |           |
| AQ | 38530                | Flint Hills Resources, LP  | 06/26/2010 | 1.00:1    | 52,054.00 | 10,410.00 | 20,822.00 | 20,822.00 | 20,822.00 |
|    | POLLUTION REDUCTION  | The Respondent shall contribute the SEP Amount to the Third-Party Recipient named above. The contribution will be Southeast Texas Regional Planning Commission to be used for the West Port Arthur Home Energy Efficiency Program as set forth in agreement between the Third-Party Recipient and the TCEQ. Specifically, the Performing Party shall use SEP Funds to assist low-income residents in the West Port Arthur area by: 1) conducting home energy audits; 2) weatherizing homes to improve energy efficiency; and/or 3) repairing or replacing heating/cooling systems and major appliances with new, energy-efficient equipment. Weatherizing homes may include costs of caulking openings as well as insulating walls, floors, and attics in homes. Any heating/cooling systems or major appliances that are replaced must be scrapped and must not be reused in any way. Performing Party shall use consistent and reliable criteria for determining the low-income status of residents assisted with SEP Funds. |            |           |           |           | 20,822.00 | 20,822.00 |           |
| AQ | 37213                | Valero Refining-Texas, L.P.  | 09/21/2009 | 1.00:1    | 24,484.00 | 0.00      | 12,242.00 | 12,242.00 | 12,242.00 |
|    | POLLUTION PREVENTION | The Respondent shall contribute to the Third-Party Recipient pursuant to the agreement between the Third-Party Recipient and the TCEQ. Performing Party is undertaking the acquisition and development of a 162-acre nature park and the construction of a nature center on the shores of Oso Bay. The Oso Conservation Interpretive Park will include a 15,270 square-foot nature center building, interpretive trails, and significant habitat for wildlife.<br><br>Performing Party shall develop the nature center to the U.S. Green Building Council's LEED (Leadership in Energy and Environmental Design (LEED) Green Building Rating System) standards. For example, the nature center will use photovoltaic panels to supply electricity, solar panels to heat water, and energy saving measures such as industrial light tubes to supply daytime lighting to classrooms and heat pumps to supply cooling and heating.  |            |           |           |           | 12,242.00 | 12,242.00 |           |
| AQ | 38348                | ConocoPhillips Company   | 03/20/2010 | 1.00:1    | 10,000.00 | 0.00      | 5,000.00  | 5,000.00  | 5,000.00  |

\* There are Multiple Respondent Names associated to this Case No.



## Appendix 6: List of SEP's & SEP Projects - FY2010

### Single Program

|    |                      |   |            |           |           |           |           |           |           |
|----|----------------------|---|------------|-----------|-----------|-----------|-----------|-----------|-----------|
|    | POLLUTION PREVENTION | The Respondent shall contribute the SEP Offset Amount to the Third-Party Recipient named above. The contribution will be to Texas PTA for the Texas PTA Clean School Bus Program as set forth in an agreement between the Third-Party Recipient and the TCEQ. Specifically, the contribution will be used to reimburse local school districts for the cost of the following activities to reduce emissions: 1) replacing older diesel buses with alternative fueled or clean diesel buses; or 2) retrofitting older diesel buses with new, cleaner technology. All dollars contributed will be used solely for the direct cost of the project and no portion will be spent on administrative costs. The SEP will be done in accordance with all federal, state and local environmental laws and regulations.  | 5,000.00   | 5,000.00  |           |           |           |           |           |
| AQ | 37553                | TPC Group LLC   | 02/07/2010 | 1.00:1    | 63,140.00 | 0.00      | 31,570.00 | 31,570.00 | 31,570.00 |
|    | POLLUTION PREVENTION | Performing Party shall use SEP Funds to operate, maintain, and potentially expand portions of the existing Houston Regional Monitoring Corporation Ambient Air Quality Monitoring Network in the Houston area in order to continue to provide information on data quality and trends to the public, TCEQ, and industry representatives. SEP funds may be used to operate a single monitoring site or multiple sites contingent upon the amount of SEP funds provided.   | 31,570.00  | 31,570.00 |           |           |           |           |           |
| AQ | 37603                | Southern Crushed Concrete, LLC  | 03/08/2010 | 1.00:1    | 65,662.00 | 13,131.00 | 26,266.00 | 26,265.00 | 26,265.00 |
|    | POLLUTION PREVENTION | The Respondent will contribute to Houston-Galveston AERCO's Clean Cities/Clean Vehicles Program. The contribution will be used in accordance with the Supplemental Environmental Project Agreement between the Houston-Galveston AERCO and the Texas Commission on Environmental Quality. SEP monies will be used to aid local school districts and area transit agencies in reaching local match requirements mandated by the Federal Highway Administration's ("FHWA") Congestion Mitigation/Air Quality funding program. SEP monies will be disbursed to school districts and transit agencies in need of funding assistance in the Houston-Galveston non-attainment area. Those SEP monies will be used exclusively by the school districts and transit agencies as supplements to meet the local match requirements of the EPA. SEP monies will be used to pay for the cost of replacing older diesel buses with alternative fueled or clean diesel buses. The old buses will be permanently retired and only sold for scrap. The schools and transit agencies will also use the SEP monies to retrofit more buses to reduce emissions. Houston-Galveston AERCO will send the TCEQ verification in the form of paid invoices and other documentation to show that the retrofits were completed. Retrofit technologies include particulate matter traps, diesel particulate matter filters, NOx reduction catalyst technology in combination with diesel particulate filters, and other emission control technologies that are developed and approved by EPA or the California Air Resources Board. | 26,265.00  | 26,265.00 |           |           |           |           |           |
| AQ | 38156                | Valero Refining-Texas, L.P.   | 01/28/2010 | 1.00:1    | 10,000.00 | 2,000.00  | 4,000.00  | 4,000.00  | 4,000.00  |
|    | POLLUTION PREVENTION | The Respondent shall contribute to the Third-Party Recipient pursuant to the agreement between the Third-Party Recipient and the TCEQ. Specifically, the contribution will be used to aid local school districts, area transit agencies, and local governments in need of funding assistance to pay for the cost of the following activities to reduce emissions: 1) replacing older diesel buses with alternative fuelled or clean diesel buses; or 2) retrofitting older diesel buses with new, cleaner technology. The funds will be disbursed on a needs-rated basis, using non-attainment area status, condition of buses, and economic status of the recipient as possible rating factors if competition for the funds exists. To maximize funds, retrofitting will take priority over replacement of buses. Older buses deemed not suitable for retrofitting will be permanently retired and sold only for scrap.  | 4,000.00   | 4,000.00  |           |           |           |           |           |

\* There are Multiple Respondent Names associated to this Case No.

## Appendix 6: List of SEP's & SEP Projects - FY2010

### Single Program

|    |       |                                      |  |        |           |          |           |           |           |
|----|-------|--------------------------------------|--|--------|-----------|----------|-----------|-----------|-----------|
| AQ | 38534 | Exxon Mobil Corporation              | 04/25/2010   | 1.00:1 | 40,000.00 | 8,000.00 | 16,000.00 | 16,000.00 | 16,000.00 |
|    |       | POLLUTION PREVENTION                 | The Respondent shall contribute the SEP offset amount to the Third-Party Recipient named above. The Contribution will be to Houston Regional Monitoring Corporation for the Houston Area Monitoring program as set forth in an agreement between the Third-Party Recipient and the TCEQ. Performing Party shall use SEP Funds to operate, maintain, and potentially expand portions of the existing Houston Regional Monitoring Corporation Ambient Air Quality Monitoring Network in the Houston area in order to continue to provide information on data quality and trends to the public, TCEQ, and industry representatives. SEP funds may be used to operate a single monitoring site or multiple sites contingent upon the amount of SEP funds provided.   |        |           |          | 16,000.00 | 16,000.00 |           |
| AQ | 38635 | Shell Chemical LP                    | 06/18/2010   | 1.00:1 | 10,000.00 | 2,000.00 | 4,000.00  | 4,000.00  | 4,000.00  |
|    |       | POLLUTION PREVENTION                 | The Respondents shall contribute the SEP offset amount to the Third-Party Recipient named above. The Contribution will be to Houston Regional Monitoring Corporation for the Houston Area Monitoring program as set forth in an agreement between the Third-Party Recipient and the TCEQ. Performing Party shall use SEP Funds to operate, maintain, and potentially expand portions of the existing Houston Regional Monitoring Corporation Ambient Air Quality Monitoring Network in the Houston area in order to continue to provide information on data quality and trends to the public, TCEQ, and industry representatives. SEP funds may be used to operate a single monitoring site or multiple sites contingent upon the amount of SEP funds provided.  |        |           |          | 4,000.00  | 4,000.00  |           |
| AQ | 37210 | E. I. du Pont de Nemours and Company | 10/04/2009   | 1.00:1 | 14,178.00 | 2,835.00 | 5,672.00  | 5,671.00  | 5,671.00  |
|    |       | POLLUTION PREVENTION                 | The Respondent shall contribute to the Third-Party Recipient pursuant to the agreement between the Third-Party Recipient and the TCEQ. Specifically, the Third-Party Recipient will contribute to Jefferson County for its Retrofit/Replacement of Heavy Equipment and Vehicles with Alternative Fueled Equipment and Vehicles. Specifically, the contribution will be used to purchase alternative fueled equipment such as propane or electric powered lawn mowers, propane powered light duty and heavy equipment, and alternative fueled vehicles and retire diesel and gasoline powered equipment and vehicles. Jefferson County will also convert current equipment and vehicles to alternative fueled equipment in order to lower emissions.<br><br>All dollars contributed will be used solely for the direct cost of the project and no portion will be spent on administrative costs. The SEP will be done in accordance with all federal, state and local environmental laws and regulations. |        |           |          | 5,671.00  | 5,671.00  |           |
| AQ | 37432 | The Premcor Refining Group Inc.      | 03/20/2010   | 1.00:1 | 24,750.00 | 0.00     | 12,375.00 | 12,375.00 | 12,375.00 |
|    |       | POLLUTION REDUCTION                  | Conduct home energy audits and to assist low income residents in the West Port Arthur area in improving their homes' energy efficiency such as by caulking, weatherizing, insulating, and replacing heating and cooling systems and major appliances with new, energy efficient equipment.   |        |           |          | 12,375.00 | 12,375.00 |           |
| AQ | 36471 | Alcoa, Inc.                          | 01/28/2010   | 1.00:1 | 19,655.00 | 0.00     | 9,828.00  | 9,827.00  | 9,827.00  |

\* There are Multiple Respondent Names associated to this Case No.

## Appendix 6: List of SEP's & SEP Projects - FY2010

### Single Program

|    |                      |  |            |        |            |          |           |           |           |
|----|----------------------|--|------------|--------|------------|----------|-----------|-----------|-----------|
|    | POLLUTION PREVENTION | The Respondent shall contribute the SEP Offset Amount to the Third-Party Recipient named above. The contribution will be to Texas PTA for the Clean School Bus Program as set forth in an agreement between the Third-Party Recipient and the TCEQ. Specifically, the contribution will be used to reimburse local school districts for the cost of the following activities to reduce emissions: 1) replacing older diesel buses with alternative fuelled or clean diesel buses; or 2) retrofitting older diesel buses with new, cleaner technology.  |            |        |            |          | 9,827.00  | 9,827.00  |           |
| AQ | 38071                | ExxonMobil Oil Corporation   | 03/08/2010 | 1.00:1 | 5,000.00   | 1,000.00 | 2,000.00  | 2,000.00  | 2,000.00  |
|    | POLLUTION PREVENTION | The Respondent shall contribute the SEP Amount to the Third-Party Recipient pursuant to the agreement between the Third-Party Recipient and the TCEQ. Specifically, the contribution will be used to install, operate, and maintain a stationary ambient air monitoring station in the vicinity of Memorial High School Ninth Grade Campus. The station will employ canister sampling, a hydrocarbon analyzer, and/or a chromatograph. Ancillary equipment will include a sample conditioning system, a ten meter meteorological tower, a climate controlled equipment shelter, a remote communications system, and have electronic data logging capabilities. The station will continuously sample and analyze the ambient air for a wide range of hydrocarbon species in accordance with Environmental Protection Agency's recommended "TO-14" list. SEP monies will be used for the cost of purchasing, installing, operating, and maintaining the air monitoring station along with its ancillary equipment. |            |        |            |          | 2,000.00  | 2,000.00  |           |
| AQ | 38855                | Baytown Asphalt Materials, Ltd.  | 06/18/2010 | 1.00:1 | 3,300.00   | 660.00   | 1,320.00  | 1,320.00  | 1,320.00  |
|    | POLLUTION PREVENTION | The Respondent shall contribute the SEP Offset Amount to the Third-Party Recipient named above. The contribution will be to Chambers County for the Chambers County Meteorological and Air Monitoring Program to be used as set forth in an agreement between the Third-Party Recipient and the TCEQ. SEP funds will be used for meteorological and air monitoring to provide, at a minimum, wind direction, speed, ambient temperature and ultraviolet ray intensity data for use in understanding the production and travel of ozone. Performing Party shall install the monitoring devices at public buildings in Chambers County. All dollars contributed will be used solely for the direct cost of the project and no portion will be spent on administrative costs. The SEP will be done in accordance with all federal, state and local environmental laws and regulations.  |            |        |            |          | 1,320.00  | 1,320.00  |           |
| AQ | 37344                | ONEOK Hydrocarbon Southwest, LLC   | 02/07/2010 | 1.00:1 | 160,000.00 | 0.00     | 80,000.00 | 80,000.00 | 80,000.00 |
|    | POLLUTION REDUCTION  | The contribution will be used in accordance with the Supplemental Environmental Project Agreement between the Houston-Galveston AERCO and the Texas Commission on Environmental Quality. SEP monies will be used to pay for the cost of replacing older diesel buses with alternative fuelled or clean diesel buses.   |            |        |            |          | 40,000.00 | 40,000.00 |           |
|    | POLLUTION PREVENTION | The Respondent will contribute to Barbers Hill Independent School District's ("Barbers Hill ISD") Energy Efficiency in Chambers County. The contribution will be used in accordance with the Supplemental Environmental Project Agreement between Barbers Hill ISD and the Texas Commission on Environmental Quality. SEP monies will be used to perform energy efficiency upgrades on public buildings and infrastructure. Specifically, the SEP funds may only be used for: 1) the cost of conducting energy efficiency audits; 2) the incremental cost for construction or implementation of energy-efficiency upgrades; 3) the incremental cost of the purchase of more energy-efficient equipment or appliances; and/or 4) or other direct costs authorized in advance by TCEQ.   |            |        |            |          | 40,000.00 | 40,000.00 |           |
| AQ | 38382                | Texmark Chemicals, Inc.  | 06/04/2010 | 1.00:1 | 13,650.00  | 2,730.00 | 5,460.00  | 5,460.00  | 5,460.00  |

\* There are Multiple Respondent Names associated to this Case No.

## Appendix 6: List of SEP's & SEP Projects - FY2010

### Single Program

|    |                      |  |            |           |            |           |           |           |           |
|----|----------------------|--|------------|-----------|------------|-----------|-----------|-----------|-----------|
|    | POLLUTION PREVENTION | The Respondent shall contribute the SEP Offset Amount to the Third-Party Recipient named above. The contribution will be to Houston-Galveston AERCO for the Clean Cities/Clean Vehicles Program as set forth in an agreement between the Third-Party Recipient and the TCEQ. SEP monies will be used to aid local school districts and area transit agencies in reaching local match requirements mandated by the Federal Highway Administration's ("FHWA") Congestion Mitigation/Air Quality funding program. SEP monies will be disbursed to school districts and transit agencies in need of funding assistance in the Houston-Galveston non-attainment area. Those SEP monies will be used exclusively by the school districts and transit agencies as supplements to meet the local match requirements of the EPA. SEP monies will be used to pay for the cost of replacing older diesel buses with alternative fueled or clean diesel buses. The old buses will be permanently retired and only sold for scrap. The schools and transit agencies will also use the SEP monies to retrofit more buses to reduce emissions. Houston-Galveston AERCO will send the TCEQ verification in the form of paid invoices and other documentation to show that the retrofits were completed. Retrofit technologies include particulate matter traps, diesel particulate matter filters, NOx reduction catalyst technology in combination with diesel particulate filters, and other emission control technologies that are developed and approved by EPA or the California Air Resources Board. | 5,460.00   | 5,460.00  |            |           |           |           |           |
| AQ | 38278                | Exxon Mobil Corporation  | 06/04/2010 | 1.00:1    | 111,750.00 | 22,350.00 | 44,700.00 | 44,700.00 | 44,700.00 |
|    | POLLUTION REDUCTION  | The Respondent shall contribute the SEP offset amount to the Third-Party Recipient named above. The Contribution will be to Houston Regional Monitoring Corporation for the Houston Area Monitoring program as set forth in an agreement between the Third-Party Recipient and the TCEQ. Performing Party shall use SEP Funds to operate, maintain, and potentially expand portions of the existing Houston Regional Monitoring Corporation Ambient Air Quality Monitoring Network in the Houston area in order to continue to provide information on data quality and trends to the public, TCEQ, and industry representatives. SEP funds may be used to operate a single monitoring site or multiple sites contingent upon the amount of SEP funds provided.   | 44,700.00  | 44,700.00 |            |           |           |           |           |
| AQ | 37398                | Shell Chemical LP  | 10/31/2009 | 1.00:1    | 20,000.00  | 4,000.00  | 8,000.00  | 8,000.00  | 8,000.00  |
|    | POLLUTION PREVENTION | Performing Party shall use SEP Funds to operate, maintain, and potentially expand portions of the existing Houston Regional Monitoring Corporation Ambient Air Quality Monitoring Network in the Houston area in order to continue to provide information on data quality and trends to the public, TCEQ, and industry representatives. SEP funds may be used to operate a single monitoring site or multiple sites contingent upon the amount of SEP funds provided.  | 8,000.00   | 8,000.00  |            |           |           |           |           |
| AQ | 37938                | Exxon Mobil Corporation  | 03/08/2010 | 1.00:1    | 40,000.00  | 0.00      | 20,000.00 | 20,000.00 | 20,000.00 |
|    | POLLUTION PREVENTION | The Respondent will contribute to Barbers Hill Independent School District's ("Barbers Hill ISD") Alternative Fueled Vehicle and Equipment Program in Harris County. The contribution will be used in accordance with the Supplemental Environmental Project Agreement between Barbers Hill ISD and the Texas Commission on Environmental Quality. SEP monies will be used to retire current diesel-powered or gasoline powered vehicles and equipment and replace those vehicles and equipment with alternative-fueled vehicles and equipment; convert current vehicles and equipment to alternative-fueled equipment; or retrofit current gasoline or diesel-powered equipment.<br><br>SEP Funds will only be used for the incremental costs of purchase of clean fuel or lower-emission vehicles or retrofit of existing vehicles and for the purchase of these cleaner burning fuels.  | 20,000.00  | 20,000.00 |            |           |           |           |           |

\* There are Multiple Respondent Names associated to this Case No.

## Appendix 6: List of SEP's & SEP Projects - FY2010

### Single Program

|    |       |                                  |   |        |           |          |           |           |           |
|----|-------|----------------------------------|---|--------|-----------|----------|-----------|-----------|-----------|
| AQ | 38685 | Vopak Terminal Galena Park, Inc. | 06/26/2010  | 1.00:1 | 12,635.00 | 2,527.00 | 5,054.00  | 5,054.00  | 5,054.00  |
|    |       | POLLUTION PREVENTION             | <p>The Respondent shall contribute the SEP Offset Amount to the Third-Party Recipient named above. The contribution will be to Houston Regional Monitoring Corporation for the HRMC Houston Area Air Monitoring to be used as set forth in an agreement between the Third-Party Recipient and the TCEQ. SEP funds will be used to supplement existing operation of a network of ambient air monitoring stations (designated HRM Sites 1, 3, 4, 7, 8, 10, Wallisville, and Lynchburg Ferry) that continuously measure and record concentrations of ambient air pollutants. Specifically, SEP Funds will be used to operate, maintain, and potentially expand portions of the existing ambient air quality monitoring network in the Houston area in order to continue to provide information on data quality and trends to the public, TCEQ, and industry representatives. SEP Funds may be used to operate a single monitoring site or multiple sites contingent upon the amount of SEP funds provided. All dollars contributed will be used solely for the direct cost of the project and no portion will be spent on administrative costs. The SEP will be done in accordance with all federal, state and local environmental laws and regulations.</p> |        |           |          | 5,054.00  | 5,054.00  |           |
| AQ | 38029 | Vopak Terminal Deer Park, Inc.   | 02/07/2010  | 1.00:1 | 10,160.00 | 0.00     | 5,080.00  | 5,080.00  | 5,080.00  |
|    |       | POLLUTION PREVENTION             | <p>Performing Party shall use SEP Funds to operate, maintain, and potentially expand portions of the existing Houston Regional Monitoring Corporation Ambient Air Quality Monitoring Network in the Houston area in order to continue to provide information on data quality and trends to the public, TCEQ, and industry representatives. SEP funds may be used to operate a single monitoring site or multiple sites contingent upon the amount of SEP funds provided.</p>  |        |           |          | 5,080.00  | 5,080.00  |           |
| AQ | 38039 | ConocoPhillips Company           | 01/28/2010  | 1.00:1 | 16,975.00 | 3,395.00 | 6,790.00  | 6,790.00  | 6,790.00  |
|    |       | POLLUTION PREVENTION             | <p>The Respondent shall contribute the SEP Offset Amount to the Third-Party Recipient named above. The contribution will be to Texas PTA for the Clean School Bus Program as set forth in an agreement between the Third-Party Recipient and the TCEQ. Specifically, the contribution will be used to reimburse local school districts for the cost of the following activities to reduce emissions: 1) replacing older diesel buses with alternative fuelled or clean diesel buses; or 2) retrofitting older diesel buses with new, cleaner technology. All dollars contributed will be used solely for the direct cost of the project and no portion will be spent on administrative costs. The SEP will be done in accordance with all federal, state and local environmental laws and regulations.</p>  |        |           |          | 6,790.00  | 6,790.00  |           |
| AQ | 38970 | LANXESS Corporation              | 08/21/2010  | 1.00:1 | 5,050.00  | 1,010.00 | 2,020.00  | 2,020.00  | 2,020.00  |
|    |       | POLLUTION PREVENTION             | <p>Respondent shall contribute the SEP Offset Amount to the Third-Party Recipient named above. The contribution will be used by the City of Orange Alternative Fuel Vehicle and Equipment Program as set forth in an agreement between the Third-Party Recipient and the TCEQ. Specifically, the SEP Offset Amount will be used to perform energy efficiency upgrades on public buildings and infrastructure. The SEP Offset Amount may only be used for: 1) the incremental costs of purchase of alternative-fueled or lower emission vehicles or equipment or retrofit of existing vehicles or equipment; 2) the incremental cost of purchase of alternative fuels versus regular gasoline or diesel fuels; or 3) other direct expenses authorized in advance and in writing by TCEQ. The SEP Offset Amount may only be used for the direct cost of performing this project and no portion will be spent on administrative costs.</p>   |        |           |          | 2,020.00  | 2,020.00  |           |
| AQ | 34860 | Lee-Var Inc. dba Palmer of Texas | 11/13/2009  | 1.00:1 | 43,750.00 | 0.00     | 21,875.00 | 21,875.00 | 21,875.00 |

\* There are Multiple Respondent Names associated to this Case No.

## Appendix 6: List of SEP's & SEP Projects - FY2010

### Single Program

|    |                      |                                |   |        |            |           |           |           |           |
|----|----------------------|--------------------------------|---|--------|------------|-----------|-----------|-----------|-----------|
|    | POLLUTION PREVENTION |                                | The Respondent shall contribute the SEP Offset Amount to the Third-Party Recipient named above. The contribution will be to Texas PTA for the Clean School Bus Program as set forth in an agreement between the Third-Party Recipient and the TCEQ. Specifically, the contribution will be used to reimburse local school districts for the cost of the following activities to reduce emissions: 1) replacing older diesel buses with alternative fuelled or clean diesel buses; or 2) retrofitting older diesel buses with new, cleaner technology. All dollars contributed will be used solely for the direct cost of the project and no portion will be spent on administrative costs. The SEP will be done in accordance with all federal, state and local environmental laws and regulations.   |        |            |           |           | 21,875.00 | 21,875.00 |
| AQ | 39160                | OTAL PETROCHEMICALS USA INC.   | 08/30/2010  | 1.00:1 | 9,905.00   | 1,981.00  | 3,962.00  | 3,962.00  | 3,962.00  |
|    | POLLUTION PREVENTION |                                | The Respondent shall contribute the SEP Amount to the Third-Party Recipient named above. The contribution will be Southeast Texas Regional Planning Commission to be used for the Southeast Texas Regional Air Monitoring Network Ambient Air Monitoring Station as set forth in agreement between the Third-Party Recipient and the TCEQ. Specifically, the contribution will be used to install, operate, and maintain a stationary ambient air monitoring station in the vicinity of Memorial High School Ninth Grade Campus. The station will employ canister sampling, a hydrocarbon analyzer, and/or a chromatograph. Ancillary equipment will include a sample conditioning system, a ten meter meteorological tower, a climate controlled equipment shelter, a remote communications system, and have electronic data logging capabilities. The station will continuously sample and analyze the ambient air for a wide range of hydrocarbon species in accordance with Environmental Protection Agency's recommended "TO-14" list. SEP monies will be used for the cost of purchasing, installing, operating, and maintaining the air monitoring station along with its ancillary equipment. |        |            |           |           | 3,962.00  | 3,962.00  |
| AQ | 36737                | Marathon Petroleum Company LLC | 01/28/2010  | 1.00:1 | 115,347.00 | 23,069.00 | 0.00      | 92,278.00 | 92,278.00 |
|    | POLLUTION PREVENTION |                                | The Respondent shall operate and maintain the existing off-site ambient air benzene and meteorological monitoring station from January 1, 2010 through December 31, 2010; and shall upload the resulting data to the TCEQ Leading Environmental Analysis and Display System (LEADS) data system. This SEP will provide an additional twelve months of ambient air benzene and meteorological monitoring and data, as well as improve the data availability and add an alert system for elevated ambient air benzene levels.   |        |            |           |           | 92,278.00 | 92,278.00 |
| AQ | 38115                | Prism Gas Systems I, L.P       | 03/20/2010  | 1.00:1 | 58,197.00  | 11,639.00 | 23,279.00 | 23,279.00 | 23,279.00 |
|    | POLLUTION PREVENTION |                                | The Respondent shall contribute the SEP Offset Amount to the Third-Party Recipient named above. The contribution will be to Texas PTA for the Texas PTA Clean School Bus Program as set forth in an agreement between the Third-Party Recipient and the TCEQ. Specifically, the contribution will be used to reimburse local school districts for the cost of the following activities to reduce emissions: 1) replacing older diesel buses with alternative fuelled or clean diesel buses; or 2) retrofitting older diesel buses with new, cleaner technology. All dollars contributed will be used solely for the direct cost of the project and no portion will be spent on administrative costs. The SEP will be done in accordance with all federal, state and local environmental laws and regulations.   |        |            |           |           | 23,279.00 | 23,279.00 |
| AQ | 37858                | Exxon Mobil Corporation        | 01/28/2010  | 1.00:1 | 7,800.00   | 1,560.00  | 3,120.00  | 3,120.00  | 3,120.00  |

\* There are Multiple Respondent Names associated to this Case No.

## Appendix 6: List of SEP's & SEP Projects - FY2010

### Single Program

|    |                      |  |            |           |           |           |           |           |           |
|----|----------------------|--|------------|-----------|-----------|-----------|-----------|-----------|-----------|
|    | POLLUTION PREVENTION | The Respondent will contribute to Barbers Hill Independent School District's ("Barbers Hill ISD") Alternative Fueled Vehicle and Equipment Program in Harris County. The contribution will be used in accordance with the Supplemental Environmental Project Agreement between Barbers Hill ISD and the Texas Commission on Environmental Quality. SEP monies will be used to retire current diesel-powered or gasoline powered vehicles and equipment and replace those vehicles and equipment with alternative-fueled vehicles and equipment; convert current vehicles and equipment to alternative-fueled equipment; or retrofit current gasoline or diesel-powered equipment.  | 3,120.00   | 3,120.00  |           |           |           |           |           |
| AQ | 38815                | Shell Chemical LP  | 07/11/2010 | 1.00:1    | 55,899.00 | 11,179.00 | 22,360.00 | 22,360.00 | 22,360.00 |
|    | POLLUTION PREVENTION | The Respondent shall contribute the SEP Offset Amount to the Third-Party Recipient named above. The contribution will be to Houston Regional Monitoring Corporation for the HRMC Houston Area Air Monitoring to be used as set forth in an agreement between the Third-Party Recipient and the TCEQ. SEP funds will be used to supplement existing operation of a network of ambient air monitoring stations (designated HRM Sites 1, 3, 4, 7, 8, 10, Wallisville, and Lynchburg Ferry) that continuously measure and record concentrations of ambient air pollutants. Specifically, SEP Funds will be used to operate, maintain, and potentially expand portions of the existing ambient air quality monitoring network in the Houston area in order to continue to provide information on data quality and trends to the public, TCEQ, and industry representatives. SEP Funds may be used to operate a single monitoring site or multiple sites contingent upon the amount of SEP funds provided. All dollars contributed will be used solely for the direct cost of the project and no portion will be spent on administrative costs. The SEP will be done in accordance with all federal, state and local environmental laws and regulations.   | 22,360.00  | 22,360.00 |           |           |           |           |           |
| AQ | 37441                | Valero Refining-Texas, L.P.  | 12/18/2009 | 1.00:1    | 13,706.00 | 2,741.00  | 5,483.00  | 5,482.00  | 5,482.00  |
|    | POLLUTION PREVENTION | The Respondent shall contribute to the Third-Party Recipient pursuant to the agreement between the Third-Party Recipient and the TCEQ. The performing party shall establish three air quality monitoring stations within four facilities of the San Patricio Municipal Water District. The stations will consist of ambient air quality monitoring instruments, meteorological instruments, and ancillary equipment. The primary objective of these new monitoring stations is to provide continuous information on air quality. This includes generating data on background concentrations, pollutant transport from outside the air shed, and pollutant transport from the industrial district during the periods of predominant southeast to northwest wind patterns. The monitoring sites will be located at the Odem Raw Water Station, the Taft Texana Blending Station, and the San Patricio Country Municipal Water District Main Office. These new sites will be in addition to the already existing site located at the Aransas Pass Treatment Plant, for a total of four sites. SEP Funds will be used to pay for the instruments, installation, and maintenance and/or operation of the instruments, data validation, software license, and web server costs related solely to this project. | 5,482.00   | 5,482.00  |           |           |           |           |           |
| AQ | 39187                | Flint Hills Resources, LP  | 08/30/2010 | 1.00:1    | 29,400.00 | 0.00      | 14,700.00 | 14,700.00 | 14,700.00 |

\* There are Multiple Respondent Names associated to this Case No.

## Appendix 6: List of SEP's & SEP Projects - FY2010

### Single Program

|    |                      |  |            |           |           |           |           |           |           |
|----|----------------------|--|------------|-----------|-----------|-----------|-----------|-----------|-----------|
|    | POLLUTION PREVENTION | The Respondent shall contribute the SEP Amount to the Third-Party Recipient named above. The contribution will be Southeast Texas Regional Planning Commission to be used for the West Port Arthur Home Energy Efficiency Program as set forth in agreement between the Third-Party Recipient and the TCEQ. Specifically, the Performing Party shall use SEP Funds to assist low-income residents in the West Port Arthur area by: 1) conducting home energy audits; 2) weatherizing homes to improve energy efficiency; and/or 3) repairing or replacing heating/cooling systems and major appliances with new, energy-efficient equipment. Weatherizing homes may include costs of caulking openings as well as insulating walls, floors, and attics in homes. Any heating/cooling systems or major appliances that are replaced must be scrapped and must not be reused in any way. Performing Party shall use consistent and reliable criteria for determining the low-income status of residents assisted with SEP Funds. | 14,700.00  | 14,700.00 |           |           |           |           |           |
| AQ | 37455                | Lucite International, Inc.   | 10/18/2009 | 1.00:1    | 70,546.00 | 14,109.00 | 28,219.00 | 28,218.00 | 28,218.00 |
|    | POLLUTION PREVENTION | The Respondent shall contribute to the Third-Party Recipient pursuant to the agreement between the Third-Party Recipient and the TCEQ. Performing Party shall: 1) retire current diesel powered or gasoline-powered vehicles and equipment and replace those vehicles and equipment with alternative-fueled or low-emission Vehicles or equipment; 2) convert current vehicles and equipment to alternative-fueled vehicles or equipment; or 3) retrofit current gasoline-powered and diesel-powered vehicles and equipment to decrease emissions from those sources. SEP Funds may only be used for: 1) the incremental costs of purchase of alternative-fueled or lower emission vehicles or equipment or retrofit of existing vehicles or equipment; 2) the incremental cost of purchase of alternative fuels versus regular gasoline or diesel fuels; or 3) other direct expenses authorized in advance and in writing by TCEQ.  | 28,218.00  | 28,218.00 |           |           |           |           |           |
| AQ | 37325                | Exxon Mobil Corporation  | 08/30/2010 | 1.00:1    | 10,000.00 | 0.00      | 5,000.00  | 5,000.00  | 5,000.00  |
|    | POLLUTION REDUCTION  | SEP funds will be used to supplement existing operation of a network of ambient air monitoring stations that continuously measure and record concentrations of ambient air pollutants. Specifically, SEP Funds will be used to operate, maintain, and potentially expand portions of the existing ambient air quality monitoring network in the Houston area in order to continue to provide information on data quality and trends to the public, TCEQ, and industry representatives.   | 5,000.00   | 5,000.00  |           |           |           |           |           |
| AQ | 37490                | INVISTA S.a.r.l.   | 06/18/2010 | 1.00:1    | 22,660.00 | 0.00      | 11,330.00 | 11,330.00 | 11,330.00 |
|    | POLLUTION REDUCTION  | RC&D shall use SEP Funds to aid local school districts, area transit agencies, and local governments in need of funding assistance to pay for the cost of retrofitting or replacing older diesel buses with alternative fueled or clean diesel technology to reduce air pollution emissions.   | 11,330.00  | 11,330.00 |           |           |           |           |           |
| AQ | 37793                | Flint Hills Resources, LP  | 12/18/2009 | 1.00:1    | 18,275.00 | 0.00      | 9,138.00  | 9,137.00  | 9,137.00  |
|    | POLLUTION PREVENTION | Performing Party shall use SEP Funds to assist low-income residents in the West Port Arthur area by: 1) conducting home energy audits; 2) weatherizing homes to improve energy efficiency; and/or 3) repairing or replacing heating/cooling systems and major appliances with new, energy-efficient equipment. Weatherizing homes may include costs of caulking openings as well as insulating walls, floors, and attics in homes. Any heating/cooling systems or major appliances that are replaced must be scrapped and must not be reused in any way. Performing Party shall use consistent and reliable criteria for determining the low-income status of residents assisted with SEP Funds.   | 9,137.00   | 9,137.00  |           |           |           |           |           |
| AQ | 37164                | Exxon Mobil Corporation  | 10/04/2009 | 1.00:1    | 18,725.00 | 3,745.00  | 7,490.00  | 7,490.00  | 7,490.00  |

\* There are Multiple Respondent Names associated to this Case No.



## Appendix 6: List of SEP's & SEP Projects - FY2010

### Single Program

|    |                      |  |            |        |            |          |           |           |           |
|----|----------------------|--|------------|--------|------------|----------|-----------|-----------|-----------|
|    | POLLUTION PREVENTION | The Respondent will contribute to Houston-Galveston AERCO's Clean Cities/Clean Vehicles Program in Harris County. The contribution will be used in accordance with the Supplemental Environmental Project Agreement between the Houston-Galveston AERCO and the Texas Commission on Environmental Quality. SEP monies will be used to aid local school districts and area transit agencies in reaching local match requirements mandated by the Federal Highway Administration's ("FHWA") Congestion Mitigation/Air Quality funding program. SEP monies will be disbursed to school districts and transit agencies in need of funding assistance in the Houston-Galveston non-attainment area. Those SEP monies will be used exclusively by the school districts and transit agencies as supplements to meet the local match requirements of the EPA. SEP monies will be used to pay for the cost of replacing older diesel buses with alternative fueled or clean diesel buses. The old buses will be permanently retired and only sold for scrap. The schools and transit agencies will also use the SEP monies to retrofit more buses to reduce emissions. Houston-Galveston AERCO will send the TCEQ verification in the form of paid invoices and other documentation to show that the retrofits were completed. Retrofit technologies include particulate matter traps, diesel particulate matter filters, NOx reduction catalyst technology in combination with diesel particulate filters, and other emission control technologies that are developed and approved by EPA or the California Air Resources Board. |            |        |            |          | 7,490.00  | 7,490.00  |           |
| AQ | 38331                | Mitsubishi Caterpillar Forklift America Inc.   | 08/30/2010 | 1.00:1 | 105,590.00 | 0.00     | 52,833.00 | 52,757.00 | 52,757.00 |
|    | POLLUTION PREVENTION | SEP funds will be used to install or retrofit, operate, maintain, and potentially expand air monitoring stations in Harris County to continuously monitor ambient air for total non-methane hydrocarbons and hazardous air pollutants (HAPs). Specifically, SEP funds will be used to purchase equipment (such as automated canister samplers), hardware, software, and licenses to enable the monitoring.   |            |        |            |          |           | 32,757.00 | 32,757.00 |
|    | POLLUTION REDUCTION  | The contribution will be used in accordance with the Supplemental Environmental Project Agreement between the Houston-Galveston AERCO and the Texas Commission on Environmental Quality. SEP monies will be used to pay for the cost of replacing older diesel buses with alternative fueled or clean diesel buses.  |            |        |            |          |           | 20,000.00 | 20,000.00 |
| AQ | 35533                | OTAL PETROCHEMICALS USA INC.   | 10/31/2009 | 1.00:1 | 41,432.00  | 8,286.00 | 16,573.00 | 16,573.00 | 16,573.00 |
|    | POLLUTION PREVENTION | The Respondent shall contribute to the Third-Party Recipient pursuant to the agreement between the Third-Party Recipient and the TCEQ. Specifically, the contribution will be used to aid local school districts, area transit agencies, and local governments in need of funding assistance to pay for the cost of the following activities to reduce emissions: 1) replacing older diesel buses with alternative fuelled or clean diesel buses; or 2) retrofitting older diesel buses with new, cleaner technology. The funds will be disbursed on a needs-rated basis, using non-attainment area status, condition of buses, and economic status of the recipient as possible rating factors if competition for the funds exists. To maximize funds, retrofitting will take priority over replacement of buses. Older buses deemed not suitable for retrofitting will be permanently retired and sold only for scrap.<br><br>Acceptable retrofit technologies include particulate matter traps, diesel particulate matter filters, nitrogen oxides (NOx) reduction catalyst technology in combination with diesel particulate filters, and other emission control technologies that are developed and approved by the United States Environmental Protection Agency ("EPA") or the California Air Resources Board.  |            |        |            |          |           | 16,573.00 | 16,573.00 |

\* There are Multiple Respondent Names associated to this Case No.

## Appendix 6: List of SEP's & SEP Projects - FY2010

### Single Program

|    |       |                                |   |        |            |           |           |           |           |
|----|-------|--------------------------------|---|--------|------------|-----------|-----------|-----------|-----------|
| AQ | 39062 | SABINA PETROCHEMICALS LLC      | 08/09/2010  | 1.00:1 | 32,429.00  | 6,485.00  | 12,972.00 | 12,972.00 | 12,972.00 |
|    |       | POLLUTION PREVENTION           | The Respondent shall contribute the SEP Offset Amount to the Third-Party Recipient named above. The contribution will be to Texas Air Quality Research Center at Lamar University for the Flare Speciation and Air Quality Modeling project to be used as set forth in an agreement between the Third-Party Recipient and the TCEQ. SEP funds will be used for advanced modeling and simulations to identify the VOC species generated and emitted from industrial flares at chemical process facilities under various operating conditions and environmental conditions as well as determine the Combustion Efficiency (CE) and Destruction and Removal Efficiency (DRE). All dollars contributed will be used solely for the direct cost of the project and no portion will be spent on administrative costs. The SEP will be done in accordance with all federal, state and local environmental laws and regulations.  |        |            |           |           | 12,972.00 | 12,972.00 |
| AQ | 38172 | Vopak Terminal Deer Park, Inc. | 06/18/2010  | 1.00:1 | 124,670.00 | 24,934.00 | 49,868.00 | 49,868.00 | 49,868.00 |
|    |       | POLLUTION PREVENTION           | The Respondent shall contribute the SEP offset amount to the Third-Party Recipient named above. The Contribution will be to Houston Regional Monitoring Corporation for the Houston Area Monitoring program as set forth in an agreement between the Third-Party Recipient and the TCEQ. Performing Party shall use SEP Funds to operate, maintain, and potentially expand portions of the existing Houston Regional Monitoring Corporation Ambient Air Quality Monitoring Network in the Houston area in order to continue to provide information on data quality and trends to the public, TCEQ, and industry representatives. SEP funds may be used to operate a single monitoring site or multiple sites contingent upon the amount of SEP funds provided.  |        |            |           |           | 49,868.00 | 49,868.00 |
| AQ | 38018 | Hess Corporation               | 03/08/2010  | 1.00:1 | 19,050.00  | 3,810.00  | 7,620.00  | 7,620.00  | 7,620.00  |
|    |       | POLLUTION PREVENTION           | The Respondent shall contribute to the Third-Party Recipient pursuant to the agreement between the Third-Party Recipient and the TCEQ. Specifically, the contribution will be used to aid local school districts, area transit agencies, and local governments in need of funding assistance to pay for the cost of the following activities to reduce emissions: 1) replacing older diesel buses with alternative fuelled or clean diesel buses; or 2) retrofitting older diesel buses with new, cleaner technology. The funds will be disbursed on a needs-rated basis, using non-attainment area status, condition of buses, and economic status of the recipient as possible rating factors if competition for the funds exists. To maximize funds, retrofitting will take priority over replacement of buses. Older buses deemed not suitable for retrofitting will be permanently retired and sold only for scrap.<br><br>Acceptable retrofit technologies include particulate matter traps, diesel particulate matter filters, nitrogen oxides (NOx) reduction catalyst technology in combination with diesel particulate filters, and other emission control technologies that are developed and approved by the United States Environmental Protection Agency ("EPA") or the California Air Resources Board. |        |            |           |           | 7,620.00  | 7,620.00  |
| AQ | 37392 | Valero Refining-Texas, L.P.    | 09/21/2009  | 1.00:1 | 10,000.00  | 0.00      | 5,000.00  | 5,000.00  | 5,000.00  |

\* There are Multiple Respondent Names associated to this Case No.

## Appendix 6: List of SEP's & SEP Projects - FY2010

### Single Program

|    |                      |  |            |          |           |          |          |          |          |
|----|----------------------|--|------------|----------|-----------|----------|----------|----------|----------|
|    | POLLUTION PREVENTION | The Respondent will contribute to Houston-Galveston AERCO's Clean Cities/Clean Vehicles Program in Harris County. The contribution will be used in accordance with the Supplemental Environmental Project Agreement between the Houston-Galveston AERCO and the Texas Commission on Environmental Quality. SEP monies will be used to aid local school districts and area transit agencies in reaching local match requirements mandated by the Federal Highway Administration's ("FHWA") Congestion Mitigation/Air Quality funding program. SEP monies will be disbursed to school districts and transit agencies in need of funding assistance in the Houston-Galveston non-attainment area. Those SEP monies will be used exclusively by the school districts and transit agencies as supplements to meet the local match requirements of the EPA. SEP monies will be used to pay for the cost of replacing older diesel buses with alternative fueled or clean diesel buses. The old buses will be permanently retired and only sold for scrap. The schools and transit agencies will also use the SEP monies to retrofit more buses to reduce emissions. Houston-Galveston AERCO will send the TCEQ verification in the form of paid invoices and other documentation to show that the retrofits were completed. Retrofit technologies include particulate matter traps, diesel particulate matter filters, NOx reduction catalyst technology in combination with diesel particulate filters, and other emission control technologies that are developed and approved by EPA or the California Air Resources Board. | 5,000.00   | 5,000.00 |           |          |          |          |          |
| AQ | 37501                | Albemarle Corporation  | 07/11/2010 | 1.00:1   | 7,200.00  | 0.00     | 3,600.00 | 3,600.00 | 3,600.00 |
|    | POLLUTION REDUCTION  | SEP funds will be used to supplement existing operation of a network of ambient air monitoring stations that continuously measure and record concentrations of ambient air pollutants. Specifically, SEP Funds will be used to operate, maintain, and potentially expand portions of the existing ambient air quality monitoring network in the Houston area in order to continue to provide information on data quality and trends to the public, TCEQ, and industry representatives.   |            |          |           |          | 3,600.00 | 3,600.00 |          |
| AQ | 37896                | Chevron Phillips Chemical Company, LP  | 01/28/2010 | 1.00:1   | 20,700.00 | 4,140.00 | 8,280.00 | 8,280.00 | 8,280.00 |
|    | POLLUTION PREVENTION | The Respondent will contribute to Houston-Galveston AERCO's Clean Cities/Clean Vehicles Program. The contribution will be used in accordance with the Supplemental Environmental Project Agreement between the Houston-Galveston AERCO and the Texas Commission on Environmental Quality. SEP monies will be used to aid local school districts and area transit agencies in reaching local match requirements mandated by the Federal Highway Administration's ("FHWA") Congestion Mitigation/Air Quality funding program. SEP monies will be disbursed to school districts and transit agencies in need of funding assistance in the Houston-Galveston non-attainment area. Those SEP monies will be used exclusively by the school districts and transit agencies as supplements to meet the local match requirements of the EPA. SEP monies will be used to pay for the cost of replacing older diesel buses with alternative fueled or clean diesel buses. The old buses will be permanently retired and only sold for scrap. The schools and transit agencies will also use the SEP monies to retrofit more buses to reduce emissions. Houston-Galveston AERCO will send the TCEQ verification in the form of paid invoices and other documentation to show that the retrofits were completed. Retrofit technologies include particulate matter traps, diesel particulate matter filters, NOx reduction catalyst technology in combination with diesel particulate filters, and other emission control technologies that are developed and approved by EPA or the California Air Resources Board.                  |            |          |           |          | 8,280.00 | 8,280.00 |          |
| AQ | 37722                | DCP Midstream, LP  | 11/27/2009 | 1.00:1   | 10,139.00 | 0.00     | 5,070.00 | 5,069.00 | 5,069.00 |

\* There are Multiple Respondent Names associated to this Case No.

## Appendix 6: List of SEP's & SEP Projects - FY2010

### Single Program

|    |                      |  |            |           |            |           |           |           |           |
|----|----------------------|--|------------|-----------|------------|-----------|-----------|-----------|-----------|
|    | POLLUTION PREVENTION | The Respondent shall contribute to the Third-Party Recipient pursuant to the agreement between the Third-Party Recipient and the TCEQ. Specifically, the contribution will be used to aid local school districts, area transit agencies, and local governments in need of funding assistance to pay for the cost of the following activities to reduce emissions: 1) replacing older diesel buses with alternative fuelled or clean diesel buses; or 2) retrofitting older diesel buses with new, cleaner technology. The funds will be disbursed on a needs-rated basis, using non-attainment area status, condition of buses, and economic status of the recipient as possible rating factors if competition for the funds exists. To maximize funds, retrofitting will take priority over replacement of buses. Older buses deemed not suitable for retrofitting will be permanently retired and sold only for scrap. | 5,069.00   | 5,069.00  |            |           |           |           |           |
| AQ | 37766                | DCP Midstream, LP  | 11/27/2009 | 1.00:1    | 12,300.00  | 2,460.00  | 4,920.00  | 4,920.00  | 4,920.00  |
|    | POLLUTION PREVENTION | The Respondent shall contribute to the Third-Party Recipient pursuant to the agreement between the Third-Party Recipient and the TCEQ. Specifically, the contribution will be used to aid local school districts, area transit agencies, and local governments in need of funding assistance to pay for the cost of the following activities to reduce emissions: 1) replacing older diesel buses with alternative fuelled or clean diesel buses; or 2) retrofitting older diesel buses with new, cleaner technology. The funds will be disbursed on a needs-rated basis, using non-attainment area status, condition of buses, and economic status of the recipient as possible rating factors if competition for the funds exists. To maximize funds, retrofitting will take priority over replacement of buses. Older buses deemed not suitable for retrofitting will be permanently retired and sold only for scrap. | 4,920.00   | 4,920.00  |            |           |           |           |           |
| AQ | 37305                | Targa Midstream Services Limited Partnership   | 10/18/2009 | 1.00:1    | 65,450.00  | 13,090.00 | 26,180.00 | 26,180.00 | 26,180.00 |
|    | POLLUTION PREVENTION | The Respondent will contribute to Barbers Hill Independent School District's ("Barbers Hill ISD") Alternative Fueled Vehicle and Equipment Program in Chambers County. The contribution will be used in accordance with the Supplemental Environmental Project Agreement between Barbers Hill ISD and the Texas Commission on Environmental Quality. SEP monies will be used to retire current diesel-powered or gasoline powered vehicles and equipment and replaces those vehicles and equipment with alternative-fueled vehicles and equipment; convert current vehicles and equipment to alternative-fueled equipment; or retrofit current gasoline or diesel-powered equipment.<br><br>SEP Funds will only be used for the incremental costs of purchase of clean fuel or lower-emission vehicles or retrofit of existing vehicles and for the purchase of these cleaner burning fuels.                             | 26,180.00  | 26,180.00 |            |           |           |           |           |
| AQ | 37659                | OTAL PETROCHEMICALS USA INC.   | 11/27/2009 | 1.00:1    | 20,000.00  | 4,000.00  | 8,000.00  | 8,000.00  | 8,000.00  |
|    | POLLUTION PREVENTION | The Respondent will contribute to Barbers Hill Independent School District's ("Barbers Hill ISD") Alternative Fueled Vehicle and Equipment Program in Harris County. The contribution will be used in accordance with the Supplemental Environmental Project Agreement between Barbers Hill ISD and the Texas Commission on Environmental Quality. SEP monies will be used to retire current diesel-powered or gasoline powered vehicles and equipment and replace those vehicles and equipment with alternative-fueled vehicles and equipment; convert current vehicles and equipment to alternative-fueled equipment; or retrofit current gasoline or diesel-powered equipment.  | 8,000.00   | 8,000.00  |            |           |           |           |           |
| AQ | 38476                | The Lubrizol Corporation   | 08/09/2010 | 1.00:1    | 143,460.00 | 0.00      | 71,730.00 | 71,730.00 | 71,730.00 |

\* There are Multiple Respondent Names associated to this Case No.

## Appendix 6: List of SEP's & SEP Projects - FY2010

### Single Program

|    |                      |  |            |           |           |          |          |          |          |
|----|----------------------|--|------------|-----------|-----------|----------|----------|----------|----------|
|    | POLLUTION PREVENTION | SEP funds will be used to supplement existing operation of a network of ambient air monitoring stations that continuously measure and record concentrations of ambient air pollutants. Specifically, SEP Funds will be used to operate, maintain, and potentially expand portions of the existing ambient air quality monitoring network in the Houston area in order to continue to provide information on data quality and trends to the public, TCEQ, and industry representatives.   | 71,730.00  | 71,730.00 |           |          |          |          |          |
| AQ | 37248                | Diamond Shamrock Refining Company, L.P.  | 10/04/2009 | 1.00:1    | 17,004.00 | 3,400.00 | 6,802.00 | 6,802.00 | 6,802.00 |
|    | POLLUTION PREVENTION | The Respondent shall contribute to the Third-Party Recipient pursuant to the agreement between the Third-Party Recipient and the TCEQ. Specifically, the contribution will be used to aid local school districts, area transit agencies, and local governments in need of funding assistance to pay for the cost of the following activities to reduce emissions: 1) replacing older diesel buses with alternative fuelled or clean diesel buses; or 2) retrofitting older diesel buses with new, cleaner technology. The funds will be disbursed on a needs-rated basis, using non-attainment area status, condition of buses, and economic status of the recipient as possible rating factors if competition for the funds exists. To maximize funds, retrofitting will take priority over replacement of buses. Older buses deemed not suitable for retrofitting will be permanently retired and sold only for scrap. | 6,802.00   | 6,802.00  |           |          |          |          |          |
| AQ | 37315                | 850 Pine Street, Inc.  | 10/18/2009 | 1.00:1    | 9,575.00  | 1,915.00 | 3,830.00 | 3,830.00 | 3,830.00 |
|    | POLLUTION PREVENTION | The Respondent shall contribute to the Third-Party Recipient pursuant to the agreement between the Third-Party Recipient and the TCEQ. Specifically, the contribution will be used to aid local school districts, area transit agencies, and local governments in need of funding assistance to pay for the cost of the following activities to reduce emissions: 1) replacing older diesel buses with alternative fuelled or clean diesel buses; or 2) retrofitting older diesel buses with new, cleaner technology. The funds will be disbursed on a needs-rated basis, using non-attainment area status, condition of buses, and economic status of the recipient as possible rating factors if competition for the funds exists. To maximize funds, retrofitting will take priority over replacement of buses. Older buses deemed not suitable for retrofitting will be permanently retired and sold only for scrap. | 3,830.00   | 3,830.00  |           |          |          |          |          |
| AQ | 37999                | ConocoPhillips Company   | 12/18/2009 | 1.00:1    | 17,850.00 | 3,570.00 | 7,140.00 | 7,140.00 | 7,140.00 |
|    | POLLUTION PREVENTION | The Respondent shall contribute to the Third-Party Recipient pursuant to the agreement between the Third-Party Recipient and the TCEQ. Specifically, the contribution will be used to aid local school districts, area transit agencies, and local governments in need of funding assistance to pay for the cost of the following activities to reduce emissions: 1) replacing older diesel buses with alternative fuelled or clean diesel buses; or 2) retrofitting older diesel buses with new, cleaner technology. The funds will be disbursed on a needs-rated basis, using non-attainment area status, condition of buses, and economic status of the recipient as possible rating factors if competition for the funds exists. To maximize funds, retrofitting will take priority over replacement of buses. Older buses deemed not suitable for retrofitting will be permanently retired and sold only for scrap. | 7,140.00   | 7,140.00  |           |          |          |          |          |
| AQ | 38692                | TPC Group LLC  | 06/04/2010 | 1.00:1    | 20,206.00 | 4,041.00 | 8,083.00 | 8,082.00 | 8,082.00 |

\* There are Multiple Respondent Names associated to this Case No.

## Appendix 6: List of SEP's & SEP Projects - FY2010

### Single Program

|    |                      |  |            |            |            |           |            |            |            |
|----|----------------------|--|------------|------------|------------|-----------|------------|------------|------------|
|    | POLLUTION PREVENTION | The Respondent shall contribute to the Third-Party Recipient pursuant to the agreement between the Third-Party Recipient and the TCEQ. Specifically, the contribution will be used to aid local school districts, area transit agencies, and local governments in need of funding assistance to pay for the cost of the following activities to reduce emissions: 1) replacing older diesel buses with alternative fuelled or clean diesel buses; or 2) retrofitting older diesel buses with new, cleaner technology. The funds will be disbursed on a needs-rated basis, using non-attainment area status, condition of buses, and economic status of the recipient as possible rating factors if competition for the funds exists. To maximize funds, retrofitting will take priority over replacement of buses. Older buses deemed not suitable for retrofitting will be permanently retired and sold only for scrap.   | 8,082.00   | 8,082.00   |            |           |            |            |            |
| AQ | 37094                | ConocoPhillips Company   | 11/27/2009 | 1.00:1     | 304,126.00 | 60,825.00 | 121,651.00 | 121,650.00 | 121,650.00 |
|    | POLLUTION PREVENTION | The Respondent shall contribute the SEP Offset Amount to the Third-Party Recipient named above. The contribution will be to Texas PTA for the Clean School Bus Program in Hutchinson County as set forth in an agreement between the Third-Party Recipient and the TCEQ. Specifically, the contribution will be used to reimburse local school districts for the cost of the following activities to reduce emissions: 1) replacing older diesel buses with alternative fuelled or clean diesel buses; or 2) retrofitting older diesel buses with new, cleaner technology. All dollars contributed will be used solely for the direct cost of the project and no portion will be spent on administrative costs. The SEP will be done in accordance with all federal, state and local environmental laws and regulations.   | 121,650.00 | 121,650.00 |            |           |            |            |            |
| AQ | 29445                | OTAL PETROCHEMICALS USA INC.   | 08/30/2010 | 1.00:1     | 493,200.00 | 0.00      | 246,600.00 | 246,600.00 | 246,600.00 |
|    | POLLUTION REDUCTION  | Performing Party shall: 1) retire current diesel powered or gasoline-powered vehicles and equipment and replace those vehicles and equipment with alternative-fueled or low-emission vehicles or equipment; 2) convert current vehicles and equipment to alternative-fueled vehicles or equipment; or 3) retrofit current gasoline-powered and diesel-powered vehicles and equipment to decrease emissions from those sources. SEP Funds may only be used for: 1) the incremental costs of purchase of alternative-fueled or lower emission vehicles or equipment or retrofit of existing vehicles or equipment; 2) the incremental cost of purchase of alternative fuels versus regular gasoline or diesel fuels; or 3) other direct expenses authorized in advance and in writing by TCEQ. The Respondent certifies that there is no prior commitment to do this project and that it is being performed solely in an effort to settle this enforcement action. | 100,000.00 | 100,000.00 |            |           |            |            |            |
|    | POLLUTION REDUCTION  | The contribution will be used to reimburse local school districts for the cost of retrofitting or replacing school buses with cleaner technology buses to reduce air pollution emissions.  | 146,600.00 | 146,600.00 |            |           |            |            |            |
| AQ | 39196                | ConocoPhillips Company   | 08/30/2010 | 1.00:1     | 10,000.00  | 0.00      | 5,000.00   | 5,000.00   | 5,000.00   |
|    | POLLUTION PREVENTION | The Respondent shall contribute the SEP Offset Amount to the Third-Party Recipient named above. The contribution will be to Texas PTA for the Clean School Bus Program as set forth in an agreement between the Third-Party Recipient and the TCEQ. Specifically, the contribution will be used to reimburse local school districts for the cost of the following activities to reduce emissions: 1) replacing older diesel buses with alternative fuelled or clean diesel buses; or 2) retrofitting older diesel buses with new, cleaner technology. All dollars contributed will be used solely for the direct cost of the project and no portion will be spent on administrative costs. The SEP will be done in accordance with all federal, state and local environmental laws and regulations.  | 5,000.00   | 5,000.00   |            |           |            |            |            |

\* There are Multiple Respondent Names associated to this Case No.

## Appendix 6: List of SEP's & SEP Projects - FY2010

### Single Program

|    |       |                            |  |        |           |          |          |          |          |
|----|-------|----------------------------|--|--------|-----------|----------|----------|----------|----------|
| AQ | 38527 | Bayer Materialsce LLC      | 04/25/2010   | 1.00:1 | 11,322.00 | 2,264.00 | 4,529.00 | 4,529.00 | 4,529.00 |
|    |       | POLLUTION PREVENTION       | The Respondent shall contribute the SEP offset amount to the Third-Party Recipient named above. The Contribution will be to Houston Regional Monitoring Corporation for the Houston Area Monitoring program as set forth in an agreement between the Third-Party Recipient and the TCEQ. Performing Party shall use SEP Funds to operate, maintain, and potentially expand portions of the existing Houston Regional Monitoring Corporation Ambient Air Quality Monitoring Network in the Houston area in order to continue to provide information on data quality and trends to the public, TCEQ, and industry representatives. SEP funds may be used to operate a single monitoring site or multiple sites contingent upon the amount of SEP funds provided.   |        |           |          |          | 4,529.00 | 4,529.00 |
| AQ | 38833 | Flint Hills Resources, LP  | 07/11/2010   | 1.00:1 | 17,550.00 | 3,510.00 | 7,020.00 | 7,020.00 | 7,020.00 |
|    |       | POLLUTION PREVENTION       | The Respondent shall contribute the SEP Amount to the Third-Party Recipient named above. The contribution will be Southeast Texas Regional Planning Commission to be used for the West Port Arthur Home Energy Efficiency Program as set forth in agreement between the Third-Party Recipient and the TCEQ. Specifically, the Performing Party shall use SEP Funds to assist low-income residents in the West Port Arthur area by: 1) conducting home energy audits; 2) weatherizing homes to improve energy efficiency; and/or 3) repairing or replacing heating/cooling systems and major appliances with new, energy-efficient equipment. Weatherizing homes may include costs of caulking openings as well as insulating walls, floors, and attics in homes. Any heating/cooling systems or major appliances that are replaced must be scrapped and must not be reused in any way. Performing Party shall use consistent and reliable criteria for determining the low-income status of residents assisted with SEP Funds. |        |           |          |          | 7,020.00 | 7,020.00 |
| AQ | 38778 | Firestone Polymers, LLC    | 06/04/2010   | 1.00:1 | 6,450.00  | 1,290.00 | 2,580.00 | 2,580.00 | 2,580.00 |
|    |       | POLLUTION PREVENTION       | The Respondent shall contribute to the SEP offset amount to the Third-Party Recipient named above. The contribution will be to Texas Association of Resource Conservation and Development Areas, Inc. to be used for the RC&D Abandoned Tire Clean-Up Program as set forth in an agreement between the Third-Party Recipient and the TCEQ. Specifically, the contribution will be used to clean-up sites where tires have been disposed of illegally. Eligible sites will be limited to those where a responsible party cannot be found and where reasonable efforts have been made to prevent the dumping. SEP monies will be used to pay for the direct cost of collecting and disposing of tires. All dollars contributed will be used solely for the direct cost of the project and no portion will be spent on administrative costs. The SEP will be done in accordance with all federal, state and local environmental laws and regulations.   |        |           |          |          | 2,580.00 | 2,580.00 |
| AQ | 38257 | GB Biosciences Corporation | 02/22/2010   | 1.00:1 | 9,843.00  | 1,968.00 | 3,938.00 | 3,937.00 | 3,937.00 |

\* There are Multiple Respondent Names associated to this Case No.

## Appendix 6: List of SEP's & SEP Projects - FY2010

### Single Program

|    |                      |   |            |        |            |          |            |            |            |
|----|----------------------|---|------------|--------|------------|----------|------------|------------|------------|
|    | POLLUTION PREVENTION | The Respondent will contribute to Houston-Galveston AERCO's Clean Cities/Clean Vehicles Program. The contribution will be used in accordance with the Supplemental Environmental Project Agreement between the Houston-Galveston AERCO and the Texas Commission on Environmental Quality. SEP monies will be used to aid local school districts and area transit agencies in reaching local match requirements mandated by the Federal Highway Administration's ("FHWA") Congestion Mitigation/Air Quality funding program. SEP monies will be disbursed to school districts and transit agencies in need of funding assistance in the Houston-Galveston non-attainment area. Those SEP monies will be used exclusively by the school districts and transit agencies as supplements to meet the local match requirements of the EPA. SEP monies will be used to pay for the cost of replacing older diesel buses with alternative fueled or clean diesel buses. The old buses will be permanently retired and only sold for scrap. The schools and transit agencies will also use the SEP monies to retrofit more buses to reduce emissions. Houston-Galveston AERCO will send the TCEQ verification in the form of paid invoices and other documentation to show that the retrofits were completed. Retrofit technologies include particulate matter traps, diesel particulate matter filters, NOx reduction catalyst technology in combination with diesel particulate filters, and other emission control technologies that are developed and approved by EPA or the California Air Resources Board. |            |        |            |          | 3,937.00   | 3,937.00   |            |
| AQ | 37510                | E. I. du Pont de Nemours and Company  | 10/31/2009 | 1.00:1 | 26,975.00  | 5,395.00 | 10,790.00  | 10,790.00  | 10,790.00  |
|    | POLLUTION PREVENTION | The Respondent shall contribute the SEP Offset Amount to the Third-Party Recipient named above. The contribution will be to Texas PTA for the Clean School Bus Program as set forth in an agreement between the Third-Party Recipient and the TCEQ. Specifically, the contribution will be used to reimburse local school districts for the cost of the following activities to reduce emissions: 1) replacing older diesel buses with alternative fuelled or clean diesel buses; or 2) retrofitting older diesel buses with new, cleaner technology. All dollars contributed will be used solely for the direct cost of the project and no portion will be spent on administrative costs. The SEP will be done in accordance with all federal, state and local environmental laws and regulations.   |            |        |            |          | 10,790.00  | 10,790.00  |            |
| AQ | 37660                | Diamond Shamrock Refining Company, L.P.   | 08/09/2010 | 1.00:1 | 245,227.00 | 0.00     | 122,614.00 | 122,613.00 | 122,613.00 |
|    | POLLUTION REDUCTION  | Project will fuse funds to aid local school districts, area transit agencies, and local governments in need of funding assistance to pay for the cost of the following activities to reduce emissions: 1) replacing older diesel buses with alternative fueled or clean diesel buses; or 2) retrofitting older diesel buses with new cleaner technology. RC&D shall disburse funds to school districts, area transit agencies, or local governments on a needs-rated basis, using non-attainment area status, condition of buses, or economic status of recipient as possible rating factors if competition for funds exists.   |            |        |            |          | 122,613.00 | 122,613.00 |            |
| AQ | 38322                | OTAL PETROCHEMICALS USA INC.  | 03/20/2010 | 1.00:1 | 20,550.00  | 4,110.00 | 8,220.00   | 8,220.00   | 8,220.00   |

\* There are Multiple Respondent Names associated to this Case No.



## Appendix 6: List of SEP's & SEP Projects - FY2010

### Single Program

|    |                      |  |            |          |           |        |          |          |          |
|----|----------------------|--|------------|----------|-----------|--------|----------|----------|----------|
|    | POLLUTION PREVENTION | The Respondent shall contribute to the SEP offset amount to the Third-Party Recipient named above. The contribution will be to the City of Port Arthur to be used for the Port Arthur Alternative Fuel Vehicle and Equipment Program as set forth in an agreement between the Third-Party Recipient and the TCEQ. Performing Party shall: 1) retire current diesel powered or gasoline-powered vehicles and equipment and replace those vehicles and equipment with alternative-fueled or low-emission vehicles or equipment; 2) convert current vehicles and equipment to alternative-fueled vehicles or equipment; or 3) retrofit current gasoline-powered and diesel-powered vehicles and equipment to decrease emissions from those sources. SEP Funds may only be used for: 1) the incremental costs of purchase of alternative-fueled or lower emission vehicles or equipment or retrofit of existing vehicles or equipment; 2) the incremental cost of purchase of alternative fuels versus regular gasoline or diesel fuels; or 3) other direct expenses authorized in advance and in writing by TCEQ. | 8,220.00   | 8,220.00 |           |        |          |          |          |
| AQ | 38684                | DCP Midstream, LP  | 06/18/2010 | 1.00:1   | 10,127.00 | 0.00   | 5,064.00 | 5,063.00 | 5,063.00 |
|    | POLLUTION PREVENTION | The Respondent shall contribute to the SEP offset amount to the Third-Party Recipient named above. The contribution will be to Texas Association of Resource Conservation and Development Areas, Inc. to be used for the RC&D Abandoned Tire Clean-Up Program as set forth in an agreement between the Third-Party Recipient and the TCEQ. Specifically, the contribution will be used to clean-up sites where tires have been disposed of illegally. Eligible sites will be limited to those where a responsible party cannot be found and where reasonable efforts have been made to prevent the dumping. SEP monies will be used to pay for the direct cost of collecting and disposing of tires. All dollars contributed will be used solely for the direct cost of the project and no portion will be spent on administrative costs. The SEP will be done in accordance with all federal, state and local environmental laws and regulations.   | 5,063.00   | 5,063.00 |           |        |          |          |          |
| AQ | 38634                | Vopak Logistics Services USA Inc.  | 05/09/2010 | 1.00:1   | 3,150.00  | 630.00 | 1,260.00 | 1,260.00 | 1,260.00 |
|    | POLLUTION PREVENTION | The Respondent shall contribute the SEP offset amount to the Third-Party Recipient named above. The Contribution will be to Houston Regional Monitoring Corporation for the Houston Area Monitoring program as set forth in an agreement between the Third-Party Recipient and the TCEQ. Performing Party shall use SEP Funds to operate, maintain, and potentially expand portions of the existing Houston Regional Monitoring Corporation Ambient Air Quality Monitoring Network in the Houston area in order to continue to provide information on data quality and trends to the public, TCEQ, and industry representatives. SEP funds may be used to operate a single monitoring site or multiple sites contingent upon the amount of SEP funds provided.   | 1,260.00   | 1,260.00 |           |        |          |          |          |
| AQ | 38609                | Southern Union Pipeline, Ltd.  | 05/09/2010 | 1.00:1   | 2,050.00  | 410.00 | 820.00   | 820.00   | 820.00   |
|    | POLLUTION PREVENTION | The Respondent shall contribute the SEP Offset Amount to the Third-Party Recipient named above. The contribution will be to Keep Texas Beautiful to be used for the Texas Waterways Cleanup Program. Specifically, the contribution will be used to cleanup rivers, lakes, and shorelines, by supplying project coordination, labor, supplies, and materials for cleanup events and by providing assistance with disposal fees for proper disposal of wastes collected at events. To maximize the event, cleanups will use volunteers for labor. All dollars contributed will be used solely for the direct cost of the project and no portion will be spent on administrative costs. The SEP will be done in accordance with all federal, state and local environmental laws and regulations.   | 820.00     | 820.00   |           |        |          |          |          |

\* There are Multiple Respondent Names associated to this Case No.

## Appendix 6: List of SEP's & SEP Projects - FY2010

### Single Program

|    |       |   |  |        |           |          |           |           |           |
|----|-------|---|--|--------|-----------|----------|-----------|-----------|-----------|
| AQ | 37435 | Intercontinental Terminals Company LLC      | 10/18/2009   | 1.00:1 | 10,000.00 | 0.00     | 5,000.00  | 5,000.00  | 5,000.00  |
|    |       | POLLUTION PREVENTION                        | Performing Party shall use SEP Funds to operate, maintain, and potentially expand portions of the existing Houston Regional Monitoring Corporation Ambient Air Quality Monitoring Network in the Houston area in order to continue to provide information on data quality and trends to the public, TCEQ, and industry representatives. SEP funds may be used to operate a single monitoring site or multiple sites contingent upon the amount of SEP funds provided.  |        |           |          |           | 5,000.00  | 5,000.00  |
| AQ | 37712 | Shell Oil Company                           | 03/20/2010   | 1.00:1 | 30,000.00 | 6,000.00 | 12,000.00 | 12,000.00 | 12,000.00 |
|    |       | POLLUTION PREVENTION                        | Performing Party shall use SEP Funds to operate, maintain, and potentially expand portions of the existing Houston Regional Monitoring Corporation Ambient Air Quality Monitoring Network in the Houston area in order to continue to provide information on data quality and trends to the public, TCEQ, and industry representatives. SEP funds may be used to operate a single monitoring site or multiple sites contingent upon the amount of SEP funds provided.  |        |           |          |           | 12,000.00 | 12,000.00 |
| AQ | 38168 | Flint Hills Resources, LP                   | 02/22/2010   | 1.00:1 | 16,715.00 | 3,343.00 | 6,686.00  | 6,686.00  | 6,686.00  |
|    |       | POLLUTION PREVENTION                        | Performing Party shall use SEP Funds to assist low-income residents in the West Port Arthur area by: 1) conducting home energy audits; 2) weatherizing homes to improve energy efficiency; and/or 3) repairing or replacing heating/cooling systems and major appliances with new, energy-efficient equipment. Weatherizing homes may include costs of caulking openings as well as insulating walls, floors, and attics in homes. Any heating/cooling systems or major appliances that are replaced must be scrapped and must not be reused in any way. Performing Party shall use consistent and reliable criteria for determining the low-income status of residents assisted with SEP Funds.   |        |           |          |           | 6,686.00  | 6,686.00  |
| AQ | 38323 | Transcontinental Gas Pipe Line Company, LLC | 03/20/2010   | 1.00:1 | 34,285.00 | 6,857.00 | 13,714.00 | 13,714.00 | 13,714.00 |
|    |       | POLLUTION PREVENTION                        | The Respondent shall contribute the SEP Offset Amount to the Third-Party Recipient named above. The contribution will be to Texas PTA for the Texas PTA Clean School Bus Program as set forth in an agreement between the Third-Party Recipient and the TCEQ. Specifically, the contribution will be used to reimburse local school districts for the cost of the following activities to reduce emissions: 1) replacing older diesel buses with alternative fueled or clean diesel buses; or 2) retrofitting older diesel buses with new, cleaner technology. All dollars contributed will be used solely for the direct cost of the project and no portion will be spent on administrative costs. The SEP will be done in accordance with all federal, state and local environmental laws and regulations. |        |           |          |           | 13,714.00 | 13,714.00 |
| AQ | 37943 | INEOS USA LLC                               | 04/11/2010   | 1.00:1 | 40,000.00 | 0.00     | 20,000.00 | 20,000.00 | 20,000.00 |

\* There are Multiple Respondent Names associated to this Case No.

## Appendix 6: List of SEP's & SEP Projects - FY2010

### Single Program

|    |                      |   |            |           |           |           |           |           |           |
|----|----------------------|---|------------|-----------|-----------|-----------|-----------|-----------|-----------|
|    | POLLUTION PREVENTION | The Respondent shall contribute to the Third-Party Recipient pursuant to the agreement between the Third-Party Recipient and the TCEQ. Specifically, the contribution will be used to aid local school districts, area transit agencies, and local governments in need of funding assistance to pay for the cost of the following activities to reduce emissions: 1) replacing older diesel buses with alternative fuelled or clean diesel buses; or 2) retrofitting older diesel buses with new, cleaner technology. The funds will be disbursed on a needs-rated basis, using non-attainment area status, condition of buses, and economic status of the recipient as possible rating factors if competition for the funds exists. To maximize funds, retrofitting will take priority over replacement of buses. Older buses deemed not suitable for retrofitting will be permanently retired and sold only for scrap.<br><br>Acceptable retrofit technologies include particulate matter traps, diesel particulate matter filters, nitrogen oxides (NOx) reduction catalyst technology in combination with diesel particulate filters, and other emission control technologies that are developed and approved by the United States Environmental Protection Agency ("EPA") or the California Air Resources Board. | 20,000.00  | 20,000.00 |           |           |           |           |           |
| AQ | 37491                | ExxonMobil Oil Corporation  | 10/04/2009 | 1.00:1    | 20,000.00 | 4,000.00  | 8,000.00  | 8,000.00  | 8,000.00  |
|    | POLLUTION PREVENTION | The Respondent shall contribute to the Third-Party Recipient pursuant to the agreement between the Third-Party Recipient and the TCEQ. Specifically, the contribution will be used to aid local school districts, area transit agencies, and local governments in need of funding assistance to pay for the cost of the following activities to reduce emissions: 1) replacing older diesel buses with alternative fuelled or clean diesel buses; or 2) retrofitting older diesel buses with new, cleaner technology. The funds will be disbursed on a needs-rated basis, using non-attainment area status, condition of buses, and economic status of the recipient as possible rating factors if competition for the funds exists. To maximize funds, retrofitting will take priority over replacement of buses. Older buses deemed not suitable for retrofitting will be permanently retired and sold only for scrap.  | 8,000.00   | 8,000.00  |           |           |           |           |           |
| AQ | 37165                | Formosa Plastics Corporation, Texas   | 10/04/2009 | 1.00:1    | 62,555.00 | 12,511.00 | 25,022.00 | 25,022.00 | 25,022.00 |
|    | POLLUTION PREVENTION | The Respondent shall contribute to the Third-Party Recipient pursuant to the agreement between the Third-Party Recipient and the TCEQ. Specifically, the contribution will be used to assist in the rehabilitation of the wastewater treatment system, including: replacement of the main sanitary sewer lift station to prevent sewage overflows or backups of sewage into residences; replacement of the final effluent outfall line at the wastewater treatment facility site; demolition of portions of the former site to alleviate storm water inflow into the chlorine contact chamber; and engineering design and oversight for the project.  | 25,022.00  | 25,022.00 |           |           |           |           |           |
| AQ | 38679                | ISP Synthetic Elastomers LLC  | 04/25/2010 | 1.00:1    | 10,450.00 | 2,090.00  | 4,180.00  | 4,180.00  | 4,180.00  |

\* There are Multiple Respondent Names associated to this Case No.

## Appendix 6: List of SEP's & SEP Projects - FY2010

### Single Program

|                      |       |  |            |        |           |           |           |           |           |
|----------------------|-------|--|------------|--------|-----------|-----------|-----------|-----------|-----------|
| POLLUTION PREVENTION |       | The Respondent shall contribute the SEP Amount to the Third-Party Recipient named above. The contribution will be Southeast Texas Regional Planning Commission to be used for the Southeast Texas Regional Air Monitoring Network Ambient Air Monitoring Station as set forth in agreement between the Third-Party Recipient and the TCEQ. Specifically, the contribution will be used to install, operate, and maintain a stationary ambient air monitoring station in the vicinity of Memorial High School Ninth Grade Campus. The station will employ canister sampling, a hydrocarbon analyzer, and/or a chromatograph. Ancillary equipment will include a sample conditioning system, a ten meter meteorological tower, a climate controlled equipment shelter, a remote communications system, and have electronic data logging capabilities. The station will continuously sample and analyze the ambient air for a wide range of hydrocarbon species in accordance with Environmental Protection Agency's recommended "TO-14" list. SEP monies will be used for the cost of purchasing, installing, operating, and maintaining the air monitoring station along with its ancillary equipment.  |            |        |           |           | 4,180.00  | 4,180.00  |           |
| AQ                   | 38485 | KM Liquids Terminals LLC   | 05/09/2010 | 1.00:1 | 12,000.00 | 2,400.00  | 4,800.00  | 4,800.00  | 4,800.00  |
| POLLUTION PREVENTION |       | The Respondent shall contribute the SEP Offset Amount to the Third-Party Recipient named above. The contribution will be to Houston-Galveston AERCO for the Clean Cities/Clean Vehicles Program as set forth in an agreement between the Third-Party Recipient and the TCEQ. SEP monies will be used to aid local school districts and area transit agencies in reaching local match requirements mandated by the Federal Highway Administration's ("FHWA") Congestion Mitigation/Air Quality funding program. SEP monies will be disbursed to school districts and transit agencies in need of funding assistance in the Houston-Galveston non-attainment area. Those SEP monies will be used exclusively by the school districts and transit agencies as supplements to meet the local match requirements of the EPA. SEP monies will be used to pay for the cost of replacing older diesel buses with alternative fueled or clean diesel buses. The old buses will be permanently retired and only sold for scrap. The schools and transit agencies will also use the SEP monies to retrofit more buses to reduce emissions. Houston-Galveston AERCO will send the TCEQ verification in the form of paid invoices and other documentation to show that the retrofits were completed. Retrofit technologies include particulate matter traps, diesel particulate matter filters, NOx reduction catalyst technology in combination with diesel particulate filters, and other emission control technologies that are developed and approved by EPA or the California Air Resources Board. |            |        |           |           | 4,800.00  | 4,800.00  |           |
| AQ                   | 37694 | Sunoco Partners Marketing & Terminals L.P.   | 11/27/2009 | 1.00:1 | 50,125.00 | 10,025.00 | 20,050.00 | 20,050.00 | 20,050.00 |

\* There are Multiple Respondent Names associated to this Case No.

## Appendix 6: List of SEP's & SEP Projects - FY2010

### Single Program

|   |       |                             |            |        |           |          |           |           |          |
|---|-------|-----------------------------|------------|--------|-----------|----------|-----------|-----------|----------|
| POLLUTION PREVENTION  |       |                             |            |        |           |          |           |           |          |
| <p>The Respondent shall contribute to the Third-Party Recipient pursuant to the agreement between the Third-Party Recipient and the TCEQ. Specifically, the contribution will be used to aid local school districts, area transit agencies, and local governments in need of funding assistance to pay for the cost of the following activities to reduce emissions: 1) replacing older diesel buses with alternative fuelled or clean diesel buses; or 2) retrofitting older diesel buses with new, cleaner technology. The funds will be disbursed on a needs-rated basis, using non-attainment area status, condition of buses, and economic status of the recipient as possible rating factors if competition for the funds exists. To maximize funds, retrofitting will take priority over replacement of buses. Older buses deemed not suitable for retrofitting will be permanently retired and sold only for scrap.</p> <p>Acceptable retrofit technologies include particulate matter traps, diesel particulate matter filters, nitrogen oxides (NOx) reduction catalyst technology in combination with diesel particulate filters, and other emission control technologies that are developed and approved by the United States Environmental Protection Agency ("EPA") or the California Air Resources Board.</p>  |       |                             |            |        |           |          |           |           |          |
|   |       |                             |            |        |           |          | 20,050.00 | 20,050.00 |          |
| AQ  | 38360 | Valero Refining-Texas, L.P. | 05/09/2010 | 1.00:1 | 23,330.00 | 4,666.00 | 9,332.00  | 9,332.00  | 9,332.00 |
| POLLUTION PREVENTION  |       |                             |            |        |           |          |           |           |          |
| <p>The Respondent shall contribute the SEP Offset Amount to the Third-Party Recipient named above. The contribution will be to Houston-Galveston AERCO for the Clean Cities/Clean Vehicles Program as set forth in an agreement between the Third-Party Recipient and the TCEQ. SEP monies will be used to aid local school districts and area transit agencies in reaching local match requirements mandated by the Federal Highway Administration's ("FHWA") Congestion Mitigation/Air Quality funding program. SEP monies will be disbursed to school districts and transit agencies in need of funding assistance in the Houston-Galveston non-attainment area. Those SEP monies will be used exclusively by the school districts and transit agencies as supplements to meet the local match requirements of the EPA. SEP monies will be used to pay for the cost of replacing older diesel buses with alternative fueled or clean diesel buses. The old buses will be permanently retired and only sold for scrap. The schools and transit agencies will also use the SEP monies to retrofit more buses to reduce emissions. Houston-Galveston AERCO will send the TCEQ verification in the form of paid invoices and other documentation to show that the retrofits were completed. Retrofit technologies include particulate matter traps, diesel particulate matter filters, NOx reduction catalyst technology in combination with diesel particulate filters, and other emission control technologies that are developed and approved by EPA or the California Air Resources Board.</p> |       |                             |            |        |           |          |           |           |          |
|   |       |                             |            |        |           |          | 9,332.00  | 9,332.00  |          |
| AQ  | 37010 | Exxon Mobil Corporation     | 09/21/2009 | 1.00:1 | 19,875.00 | 3,975.00 | 7,950.00  | 7,950.00  | 7,950.00 |

\* There are Multiple Respondent Names associated to this Case No.

## Appendix 6: List of SEP's & SEP Projects - FY2010

### Single Program

|    |                      |                                     |  |        |           |          |          |          |          |
|----|----------------------|-------------------------------------|--|--------|-----------|----------|----------|----------|----------|
|    | POLLUTION PREVENTION |                                     | The Respondent will contribute to Houston-Galveston AERCO's Clean Cities/Clean Vehicles Program in Harris County. The contribution will be used in accordance with the Supplemental Environmental Project Agreement between the Houston-Galveston AERCO and the Texas Commission on Environmental Quality. SEP monies will be used to aid local school districts and area transit agencies in reaching local match requirements mandated by the Federal Highway Administration's ("FHWA") Congestion Mitigation/Air Quality funding program. SEP monies will be disbursed to school districts and transit agencies in need of funding assistance in the Houston-Galveston non-attainment area. Those SEP monies will be used exclusively by the school districts and transit agencies as supplements to meet the local match requirements of the EPA. SEP monies will be used to pay for the cost of replacing older diesel buses with alternative fueled or clean diesel buses. The old buses will be permanently retired and only sold for scrap. The schools and transit agencies will also use the SEP monies to retrofit more buses to reduce emissions. Houston-Galveston AERCO will send the TCEQ verification in the form of paid invoices and other documentation to show that the retrofits were completed. Retrofit technologies include particulate matter traps, diesel particulate matter filters, NOx reduction catalyst technology in combination with diesel particulate filters, and other emission control technologies that are developed and approved by EPA or the California Air Resources Board. |        |           |          | 7,950.00 | 7,950.00 |          |
| AQ | 38010                | Kinder Morgan Liquids Terminals LLC | 04/25/2010   | 1.00:1 | 13,480.00 | 2,696.00 | 5,392.00 | 5,392.00 | 5,392.00 |
|    | POLLUTION PREVENTION |                                     | The Respondent will contribute to Houston-Galveston AERCO's Clean Cities/Clean Vehicles Program. The contribution will be used in accordance with the Supplemental Environmental Project Agreement between the Houston-Galveston AERCO and the Texas Commission on Environmental Quality. SEP monies will be used to aid local school districts and area transit agencies in reaching local match requirements mandated by the Federal Highway Administration's ("FHWA") Congestion Mitigation/Air Quality funding program. SEP monies will be disbursed to school districts and transit agencies in need of funding assistance in the Houston-Galveston non-attainment area. Those SEP monies will be used exclusively by the school districts and transit agencies as supplements to meet the local match requirements of the EPA. SEP monies will be used to pay for the cost of replacing older diesel buses with alternative fueled or clean diesel buses. The old buses will be permanently retired and only sold for scrap. The schools and transit agencies will also use the SEP monies to retrofit more buses to reduce emissions. Houston-Galveston AERCO will send the TCEQ verification in the form of paid invoices and other documentation to show that the retrofits were completed. Retrofit technologies include particulate matter traps, diesel particulate matter filters, NOx reduction catalyst technology in combination with diesel particulate filters, and other emission control technologies that are developed and approved by EPA or the California Air Resources Board.                  |        |           |          | 5,392.00 | 5,392.00 |          |
| AQ | 37928                | Gulf Coast Waste Disposal Authority | 01/28/2010   | 1.00:1 | 7,350.00  | 1,470.00 | 0.00     | 5,880.00 | 5,880.00 |

\* There are Multiple Respondent Names associated to this Case No.

## Appendix 6: List of SEP's & SEP Projects - FY2010

### Single Program

|    |       |   |   |        |            |           |           |           |           |
|----|-------|---|---|--------|------------|-----------|-----------|-----------|-----------|
|    |       | POLLUTION PREVENTION                    | The Respondent will contribute to Barbers Hill Independent School District's ("Barbers Hill ISD") Alternative Fueled Vehicle and Equipment Program in Harris County. The contribution will be used in accordance with the Supplemental Environmental Project Agreement between Barbers Hill ISD and the Texas Commission on Environmental Quality. SEP monies will be used to retire current diesel-powered or gasoline powered vehicles and equipment and replace those vehicles and equipment with alternative-fueled vehicles and equipment; convert current vehicles and equipment to alternative-fueled equipment; or retrofit current gasoline or diesel-powered equipment.<br><br>SEP Funds will only be used for the incremental costs of purchase of clean fuel or lower-emission vehicles or retrofit of existing vehicles and for the purchase of these cleaner burning fuels.   |        |            |           | 5,880.00  | 5,880.00  |           |
| AQ | 34660 | Diamond Shamrock Refining Company, L.P. | 11/13/2009  | 1.00:1 | 140,443.00 | 28,088.00 | 56,178.00 | 56,177.00 | 56,177.00 |
|    |       | CLEAN UP                                | The Respondent shall contribute to the Third-Party Recipient pursuant to the agreement between the Third-Party Recipient and the TCEQ. Specifically, the contribution will be used to coordinate with city and/or county governmental officials regarding the clean up of sites where trash has been disposed of illegally. Eligible sites will be limited to those where a responsible party can not be identified and where there is no pre-existing obligation to clean up the site by the owner or the government. Additionally, reasonable efforts must have already been taken to prevent the dumping. SEP monies will be used to pay for the direct cost of collection and disposal of debris. All dollars contributed will be used solely for the direct cost of the project and no portion will be spent on administrative costs. The SEP will be done in accordance with all federal, state and local environmental laws and regulations. |        |            |           |           | 56,177.00 | 56,177.00 |
| AQ | 36535 | Eastman Chemical Company                | 01/28/2010  | 1.00:1 | 75,839.00  | 0.00      | 37,920.00 | 37,919.00 | 37,919.00 |
|    |       | CLEAN UP                                | RC&D will coordinate with local city and county government officials to clean-up sites where tires have been disposed of illegally. Contributions will be used to clean up illegal tire sites. Eligible sites will be limited to areas where a responsible party can not be identified and where there is no preexisting obligation to clean up the site by the owner or government. SEP monies will be used for the direct cost of collection and disposal of debris and tires.  |        |            |           |           | 37,919.00 | 37,919.00 |
| AQ | 38092 | The Dow Chemical Company                | 04/11/2010  | 1.00:1 | 146,917.00 | 0.00      | 73,459.00 | 73,458.00 | 73,458.00 |
|    |       | POLLUTION PREVENTION                    | The Respondent shall contribute the SEP Offset Amount to the Third-Party Recipient named above. The contribution will be to Texas PTA for the Texas PTA Clean School Bus Program as set forth in an agreement between the Third-Party Recipient and the TCEQ. Specifically, the contribution will be used to reimburse local school districts for the cost of the following activities to reduce emissions: 1) replacing older diesel buses with alternative fueled or clean diesel buses; or 2) retrofitting older diesel buses with new, cleaner technology. All dollars contributed will be used solely for the direct cost of the project and no portion will be spent on administrative costs. The SEP will be done in accordance with all federal, state and local environmental laws and regulations.  |        |            |           |           | 73,458.00 | 73,458.00 |
| AQ | 37573 | Exxon Mobil Corporation                 | 10/31/2009  | 1.00:1 | 9,325.00   | 1,865.00  | 3,730.00  | 3,730.00  | 3,730.00  |

\* There are Multiple Respondent Names associated to this Case No.

## Appendix 6: List of SEP's & SEP Projects - FY2010

### Single Program

|    |                      |  |            |        |           |          |          |          |          |
|----|----------------------|--|------------|--------|-----------|----------|----------|----------|----------|
|    | POLLUTION PREVENTION | The Respondent will contribute to Houston-Galveston AERCO's Clean Cities/Clean Vehicles Program in Harris County. The contribution will be used in accordance with the Supplemental Environmental Project Agreement between the Houston-Galveston AERCO and the Texas Commission on Environmental Quality. SEP monies will be used to aid local school districts and area transit agencies in reaching local match requirements mandated by the Federal Highway Administration's ("FHWA") Congestion Mitigation/Air Quality funding program. SEP monies will be disbursed to school districts and transit agencies in need of funding assistance in the Houston-Galveston non-attainment area. Those SEP monies will be used exclusively by the school districts and transit agencies as supplements to meet the local match requirements of the EPA. SEP monies will be used to pay for the cost of replacing older diesel buses with alternative fueled or clean diesel buses. The old buses will be permanently retired and only sold for scrap. The schools and transit agencies will also use the SEP monies to retrofit more buses to reduce emissions. Houston-Galveston AERCO will send the TCEQ verification in the form of paid invoices and other documentation to show that the retrofits were completed. Retrofit technologies include particulate matter traps, diesel particulate matter filters, NOx reduction catalyst technology in combination with diesel particulate filters, and other emission control technologies that are developed and approved by EPA or the California Air Resources Board. |            |        |           |          | 3,730.00 | 3,730.00 |          |
| AQ | 37893                | DCP Midstream, LP  | 02/22/2010 | 1.00:1 | 9,150.00  | 1,830.00 | 3,660.00 | 3,660.00 | 3,660.00 |
|    | POLLUTION PREVENTION | The Respondent shall contribute to the Third-Party Recipient pursuant to the agreement between the Third-Party Recipient and the TCEQ. Specifically, the contribution will be used to aid local school districts, area transit agencies, and local governments in need of funding assistance to pay for the cost of the following activities to reduce emissions: 1) replacing older diesel buses with alternative fuelled or clean diesel buses; or 2) retrofitting older diesel buses with new, cleaner technology. The funds will be disbursed on a needs-rated basis, using non-attainment area status, condition of buses, and economic status of the recipient as possible rating factors if competition for the funds exists. To maximize funds, retrofitting will take priority over replacement of buses. Older buses deemed not suitable for retrofitting will be permanently retired and sold only for scrap.   |            |        |           |          | 3,660.00 | 3,660.00 |          |
| AQ | 38796                | Exxon Mobil Corporation  | 06/04/2010 | 1.00:1 | 10,000.00 | 0.00     | 5,000.00 | 5,000.00 | 5,000.00 |
|    | POLLUTION PREVENTION | The Respondent shall contribute the SEP Offset Amount to the Third-Party Recipient named above. The contribution will be to Barbers Hill Independent School District for the Alternative Fueled Vehicle and Equipment Program as set forth in an agreement between the Third-Party Recipient and the TCEQ. SEP monies will be used to retire current diesel-powered or gasoline powered vehicles and equipment and replace those vehicles and equipment with alternative-fueled vehicles and equipment; convert current vehicles and equipment to alternative-fueled equipment; or retrofit current gasoline or diesel-powered equipment.<br><br>SEP Funds will only be used for the incremental costs of purchase of clean fuel or lower-emission vehicles or retrofit of existing vehicles and for the purchase of these cleaner burning fuels.  |            |        |           |          | 5,000.00 | 5,000.00 |          |
| AQ | 37762                | Rohm and Haas Texas Incorporated   | 12/18/2009 | 1.00:1 | 10,000.00 | 2,000.00 | 4,000.00 | 4,000.00 | 4,000.00 |

\* There are Multiple Respondent Names associated to this Case No.



## Appendix 6: List of SEP's & SEP Projects - FY2010

### Single Program

|    |       |                                  |   |        |            |          |            |            |            |
|----|-------|----------------------------------|---|--------|------------|----------|------------|------------|------------|
|    |       | POLLUTION PREVENTION             | Performing Party shall use SEP Funds to operate, maintain, and potentially expand portions of the existing Houston Regional Monitoring Corporation Ambient Air Quality Monitoring Network in the Houston area in order to continue to provide information on data quality and trends to the public, TCEQ, and industry representatives. SEP funds may be used to operate a single monitoring site or multiple sites contingent upon the amount of SEP funds provided.   |        |            |          | 4,000.00   | 4,000.00   |            |
| AQ | 37935 | Rohm and Haas Texas Incorporated | 08/30/2010  | 1.00:1 | 542,251.00 | 0.00     | 271,126.00 | 271,125.00 | 271,125.00 |
|    |       | POLLUTION PREVENTION             | The Respondent shall contribute to the Third-Party Recipient pursuant to the agreement between the Third-Party Recipient and the TCEQ. Specifically, the contribution will be used to aid local school districts, area transit agencies, and local governments in need of funding assistance to pay for the cost of the following activities to reduce emissions: 1) replacing older diesel buses with alternative fuelled or clean diesel buses; or 2) retrofitting older diesel buses with new, cleaner technology. The funds will be disbursed on a needs-rated basis, using non-attainment area status, condition of buses, and economic status of the recipient as possible rating factors if competition for the funds exists. To maximize funds, retrofitting will take priority over replacement of buses. Older buses deemed not suitable for retrofitting will be permanently retired and sold only for scrap.  |        |            |          |            | 271,125.00 | 271,125.00 |
| AQ | 38908 | Shell Oil Company                | 06/26/2010  | 1.00:1 | 10,000.00  | 0.00     | 5,000.00   | 5,000.00   | 5,000.00   |
|    |       | POLLUTION PREVENTION             | Performing Party shall use SEP Funds to operate, maintain, and potentially expand portions of the existing Houston Regional Monitoring Corporation Ambient Air Quality Monitoring Network in the Houston area in order to continue to provide information on data quality and trends to the public, TCEQ, and industry representatives. SEP funds may be used to operate a single monitoring site or multiple sites contingent upon the amount of SEP funds provided.   |        |            |          |            | 5,000.00   | 5,000.00   |
| AQ | 39021 | Valero Refining-Texas, L.P.      | 08/09/2010  | 1.00:1 | 10,000.00  | 2,000.00 | 4,000.00   | 4,000.00   | 4,000.00   |
|    |       | POLLUTION PREVENTION             | The Respondent shall contribute the SEP Offset Amount to the Third-Party Recipient named above. The contribution will be to Houston-Galveston AERCO for the Clean Cities/Clean Vehicles Program as set forth in an agreement between the Third-Party Recipient and the TCEQ. SEP monies will be used to aid local school districts and area transit agencies in reaching local match requirements mandated by the Federal Highway Administration's ("FHWA") Congestion Mitigation/Air Quality funding program. SEP monies will be disbursed to school districts and transit agencies in need of funding assistance in the Houston-Galveston non-attainment area. Those SEP monies will be used exclusively by the school districts and transit agencies as supplements to meet the local match requirements of the EPA. SEP monies will be used to pay for the cost of replacing older diesel buses with alternative fuelled or clean diesel buses. The old buses will be permanently retired and only sold for scrap. The schools and transit agencies will also use the SEP monies to retrofit more buses to reduce emissions. Houston-Galveston AERCO will send the TCEQ verification in the form of paid invoices and other documentation to show that the retrofits were completed. Retrofit technologies include particulate matter traps, diesel particulate matter filters, NOx reduction catalyst technology in combination with diesel particulate filters, and other emission control technologies that are developed and approved by EPA or the California Air Resources Board. |        |            |          |            | 4,000.00   | 4,000.00   |
| AQ | 36759 | Exxon Mobil Corporation          | 10/18/2009  | 1.00:1 | 30,000.00  | 0.00     | 15,000.00  | 15,000.00  | 15,000.00  |

\* There are Multiple Respondent Names associated to this Case No.

## Appendix 6: List of SEP's & SEP Projects - FY2010

### Single Program

|     |                      |  |            |        |            |           |           |           |           |
|-----|----------------------|--|------------|--------|------------|-----------|-----------|-----------|-----------|
|     | POLLUTION PREVENTION | The Respondent will contribute to Houston-Galveston AERCO's Clean Cities/Clean Vehicles Program in Harris County. The contribution will be used in accordance with the Supplemental Environmental Project Agreement between the Houston-Galveston AERCO and the Texas Commission on Environmental Quality. SEP monies will be used to aid local school districts and area transit agencies in reaching local match requirements mandated by the Federal Highway Administration's ("FHWA") Congestion Mitigation/Air Quality funding program. SEP monies will be disbursed to school districts and transit agencies in need of funding assistance in the Houston-Galveston non-attainment area. Those SEP monies will be used exclusively by the school districts and transit agencies as supplements to meet the local match requirements of the EPA. SEP monies will be used to pay for the cost of replacing older diesel buses with alternative fueled or clean diesel buses. The old buses will be permanently retired and only sold for scrap. The schools and transit agencies will also use the SEP monies to retrofit more buses to reduce emissions. Houston-Galveston AERCO will send the TCEQ verification in the form of paid invoices and other documentation to show that the retrofits were completed. Retrofit technologies include particulate matter traps, diesel particulate matter filters, NOx reduction catalyst technology in combination with diesel particulate filters, and other emission control technologies that are developed and approved by EPA or the California Air Resources Board. |            |        |            |           | 15,000.00 | 15,000.00 |           |
| IHW | 37414                | Multi-Chem Group, LLC  | 02/22/2010 | 1.00:1 | 141,335.00 | 28,267.00 | 56,534.00 | 56,534.00 | 56,534.00 |
|     | CLEAN UP             | RC&D will coordinate with local city and county government officials to clean-up sites where tires have been disposed of illegally. Contributions will be used to clean up illegal tire sites. Eligible sites will be limited to areas where a responsible party can not be identified and where there is no preexisting obligation to clean up the site by the owner or government. SEP monies will be used for the direct cost of collection and disposal of debris and tires.   |            |        |            |           | 56,534.00 | 56,534.00 |           |
| IHW | 36521                | E. I. du Pont de Nemours and Company   | 08/09/2010 | 1.00:1 | 85,500.00  | 17,100.00 | 34,200.00 | 34,200.00 | 34,200.00 |
|     | POLLUTION PREVENTION | The Respondent shall contribute the SEP Offset Amount to the Third-Party Recipient named above. The contribution will be to Texas Air Quality Research Center at Lamar University for the Flare Speciation and Air Quality Modeling project to be used as set forth in an agreement between the Third-Party Recipient and the TCEQ. SEP funds will be used for advanced modeling and simulations to identify the VOC species generated and emitted from industrial flares at chemical process facilities under various operating conditions and environmental conditions as well as determine the Combustion Efficiency (CE) and Destruction and Removal Efficiency (DRE). All dollars contributed will be used solely for the direct cost of the project and no portion will be spent on administrative costs. The SEP will be done in accordance with all federal, state and local environmental laws and regulations.   |            |        |            |           | 34,200.00 | 34,200.00 |           |
| IHW | 38981                | BFI Waste Services of Texas, LP  | 08/21/2010 | 1.00:1 | 7,650.00   | 1,530.00  | 3,060.00  | 3,060.00  | 3,060.00  |

\* There are Multiple Respondent Names associated to this Case No.

## Appendix 6: List of SEP's & SEP Projects - FY2010

### Single Program

|     |                      |                                       |  |        |           |           |           |           |           |
|-----|----------------------|---------------------------------------|--|--------|-----------|-----------|-----------|-----------|-----------|
|     | POLLUTION PREVENTION |                                       | The Respondent shall contribute to the SEP offset amount to the Third-Party Recipient named above. The contribution will be to Gulf Coast Waste Disposal Authority to be used for the River, Lakes, Bays, and Bayous Trash Bash Program as set forth in an agreement between the Third-Party Recipient and the TCEQ. Trash Bash is an annual event that entails the use of volunteers to clean up trash and pollutants from Galveston Bay and waterways in the San Jacinto watershed. The project has resulted in the removal of an average of 141.7 tons of trash and 729 abandoned tires annually from these waterways. SEP monies will be used to pay for materials, supplies, disposal cost and transportation cost directly associated with the clean up of trash and pollutants from the Galveston Bay and waterways in the San Jacinto watershed.               |        |           |           | 3,060.00  | 3,060.00  |           |
| IHW | 37278                | Oglebay Norton Industrial Sands, Inc. | 10/04/2009   | 1.00:1 | 11,425.00 | 2,285.00  | 4,570.00  | 4,570.00  | 4,570.00  |
|     | POLLUTION PREVENTION |                                       | The Respondent shall contribute to the Third-Party Recipient pursuant to the agreement between the Third-Party Recipient and the TCEQ. Specifically, the contribution will be used to clean-up sites where tires have been disposed of illegally. Eligible sites will be limited to those where a responsible party cannot be found and where reasonable efforts have been made to prevent the dumping. SEP monies will be used to pay for the direct cost of collecting and disposing of tires. All dollars contributed will be used solely for the direct cost of the project and no portion will be spent on administrative costs. The SEP will be done in accordance with all federal, state and local environmental laws and regulations.   |        |           |           | 4,570.00  | 4,570.00  |           |
| IHW | 38093                | Exxon Mobil Corporation               | 04/11/2010   | 1.00:1 | 40,550.00 | 8,110.00  | 16,220.00 | 16,220.00 | 16,220.00 |
|     | POLLUTION PREVENTION |                                       | The Respondent shall contribute to the Third-Party Recipient pursuant to the agreement between the Third-Party Recipient and the TCEQ. Specifically, the contribution will be used to provide low income rural homeowners with assistance to enable the repair or replacement of their failing on-site wastewater systems. SEP monies will be used to pay for the labor and materials costs related to repairing or replacing the failing systems. The recipients will not be charged for the cost of replacing or repairing the failing systems.  |        |           |           | 16,220.00 | 16,220.00 |           |
| IHW | 38867                | Stolthaven Houston, Inc.              | 08/30/2010   | 1.00:1 | 36,530.00 | 7,306.00  | 14,612.00 | 14,612.00 | 14,612.00 |
|     | POLLUTION PREVENTION |                                       | The Respondent shall contribute the SEP Amount to the Third-Party Recipient pursuant to the agreement between the Third-Party Recipient and the TCEQ. Specifically, the contribution will be used to provide local residents with a means of properly disposing household hazardous wastes such as paint, thinners, pesticides, oil and gas, corrosive cleaners, and fertilizers in one day collection events. SEP monies will be used to pay for the associated labor, materials, and disposal costs. Citizens will not be charged disposal fees. The project is administered in accordance with TCEQ guidance on household hazardous waste and in compliance with federal, state, and local environmental laws and regulations. All dollars contributed will be used solely for the direct cost of the project and no portion will be spent on administrative costs. |        |           |           | 14,612.00 | 14,612.00 |           |
| IHW | 36635                | The Dow Chemical Company              | 11/27/2009   | 1.00:1 | 97,500.00 | 19,500.00 | 39,000.00 | 39,000.00 | 39,000.00 |

\* There are Multiple Respondent Names associated to this Case No.

## Appendix 6: List of SEP's & SEP Projects - FY2010

### Single Program

|     |       |                      |  |        |           |          |           |           |           |
|-----|-------|----------------------|--|--------|-----------|----------|-----------|-----------|-----------|
|     |       | POLLUTION PREVENTION | The Respondent will contribute to Houston-Galveston AERCO's Clean Cities/Clean Vehicles Program in Harris County. The contribution will be used in accordance with the Supplemental Environmental Project Agreement between the Houston-Galveston AERCO and the Texas Commission on Environmental Quality. SEP monies will be used to aid local school districts and area transit agencies in reaching local match requirements mandated by the Federal Highway Administration's ("FHWA") Congestion Mitigation/Air Quality funding program. SEP monies will be disbursed to school districts and transit agencies in need of funding assistance in the Houston-Galveston non-attainment area. Those SEP monies will be used exclusively by the school districts and transit agencies as supplements to meet the local match requirements of the EPA. SEP monies will be used to pay for the cost of replacing older diesel buses with alternative fueled or clean diesel buses. The old buses will be permanently retired and only sold for scrap. The schools and transit agencies will also use the SEP monies to retrofit more buses to reduce emissions. Houston-Galveston AERCO will send the TCEQ verification in the form of paid invoices and other documentation to show that the retrofits were completed. Retrofit technologies include particulate matter traps, diesel particulate matter filters, NOx reduction catalyst technology in combination with diesel particulate filters, and other emission control technologies that are developed and approved by EPA or the California Air Resources Board. |        |           |          | 39,000.00 | 39,000.00 |           |
| MSW | 34964 | City of Crowell *    | 06/18/2010   | 1.00:1 | 11,500.00 | 0.00     | 0.00      | 11,500.00 | 11,500.00 |
|     |       | POLLUTION REDUCTION  | The Respondent Foard County shall provide supplemental energy efficiency upgrades to public buildings and infrastructure. Upgrades may include but are not limited to weatherization, energy-reduction modifications such as use of renewable energy sources; building envelope upgrades (cool roofs, exterior shading, optimized insulation and air sealing), installation of high-efficiency lighting fixtures and occupancy sensors for both lighting and HVAC, high-efficiency demand-controlled ventilation and energy-efficient boilers, more efficient exterior lighting and energy-efficient office equipment, replacing heating, ventilation, and cooling (HVAC) systems with more efficient boilers, motors, and variable-speed drives; reducing energy and maintenance costs by installing centralized energy management systems; lowering electric lighting and cooling loads and boosting productivity through increased use of daylighting, or installation of LED traffic lights.   |        |           |          | 11,500.00 | 11,500.00 |           |
| MSW | 38043 | Village Farms, L.P.  | 01/28/2010   | 1.00:1 | 4,600.00  | 920.00   | 1,840.00  | 1,840.00  | 1,840.00  |
|     |       | POLLUTION PREVENTION | The Respondent shall contribute to the Third-Party Recipient pursuant to the agreement between the Third-Party Recipient and the TCEQ. Specifically, the contribution will be used to coordinate with city and/or county governmental officials regarding the clean up of sites where trash has been disposed of illegally. Eligible sites will be limited to those where a responsible party can not be identified and where there is no pre-existing obligation to clean up the site by the owner or the government. Additionally, reasonable efforts must have already been taken to prevent the dumping. SEP monies will be used to pay for the direct cost of collection and disposal of debris. All dollars contributed will be used solely for the direct cost of the project and no portion will be spent on administrative costs. The SEP will be done in accordance with all federal, state and local environmental laws and regulations.  |        |           |          | 1,840.00  | 1,840.00  |           |
| MSW | 36534 | City of Marshall *   | 10/04/2009   | 1.00:1 | 5,400.00  | 1,080.00 | 2,160.00  | 2,160.00  | 2,160.00  |

\* There are Multiple Respondent Names associated to this Case No.

## Appendix 6: List of SEP's & SEP Projects - FY2010

### Single Program

|     |                      |  |            |        |           |          |           |           |           |
|-----|----------------------|--|------------|--------|-----------|----------|-----------|-----------|-----------|
|     | CLEAN UP             | The Respondents shall contribute to the Third-Party Recipient pursuant to the agreement between the Third-Party Recipient and the TCEQ. Specifically, the contribution will be used to coordinate with city and/or county governmental officials regarding the clean up of sites where trash has been disposed of illegally. Eligible sites will be limited to those where a responsible party can not be identified and where there is no pre-existing obligation to clean up the site by the owner or the government. Additionally, reasonable efforts must have already been taken to prevent the dumping. SEP monies will be used to pay for the direct cost of collection and disposal of debris. All dollars contributed will be used solely for the direct cost of the project and no portion will be spent on administrative costs. The SEP will be done in accordance with all federal, state and local environmental laws and regulations. |            |        |           |          | 2,160.00  | 2,160.00  |           |
| PST | 35943                | LEEMAK 529 LLC   | 06/26/2010 | 1.00:1 | 62,316.00 | 0.00     | 31,158.00 | 31,158.00 | 31,158.00 |
|     | CLEAN UP             | RC&D will coordinate with local city and county government officials to clean-up sites where tires have been disposed of illegally. Contributions will be used to clean up illegal tire sites. Eligible sites will be limited to areas where a responsible party can not be identified and where there is no preexisting obligation to clean up the site by the owner or government. SEP monies will be used for the direct cost of collection and disposal of debris and tires.   |            |        |           |          | 31,158.00 | 31,158.00 |           |
| PST | 38190                | National Convenience Stores Incorporated   | 04/25/2010 | 1.00:1 | 6,221.00  | 1,244.00 | 2,489.00  | 2,488.00  | 2,488.00  |
|     | POLLUTION PREVENTION | The Respondent shall contribute to the SEP offset amount to the Third-Party Recipient named above. The contribution will be to Armand Bayou Nature Center to be used for the Coastal Tall Grass Management-Prescribed Burn Program and Prairie Restoration Project Program as set forth in an agreement between the Third-Party Recipient and the TCEQ. Specifically, the contribution will be used to pay for the labor and materials costs associated with conducting prescribed burns, removing non-native trees, and for planting native trees and plants.   |            |        |           |          | 2,488.00  | 2,488.00  |           |
| PST | 38001                | Hempstead Independent School District  | 02/22/2010 | 1.00:1 | 11,875.00 | 2,375.00 | 0.00      | 9,500.00  | 9,500.00  |
|     | POLLUTION PREVENTION | The Respondent shall contribute to the SEP offset amount to the Third-Party Recipient named above. The contribution will be to Texas Association of Resource Conservation and Development Areas, Inc. to be used for the RC&D Water or Wastewater Treatment Assistance Program as set forth in an agreement between the Third-Party Recipient and the TCEQ. Specifically, the contribution will be used to provide low income rural homeowners with assistance to enable the repair or replacement of their failing on-site wastewater systems. SEP monies will be used to pay for the labor and materials costs related to repairing or replacing the failing systems. The recipients will not be charged for the cost of replacing or repairing the failing systems.   |            |        |           |          | 9,500.00  | 9,500.00  |           |
| PST | 39319                | BAYLOR UNIVERSITY  | 08/30/2010 | 1.00:1 | 3,875.00  | 775.00   | 0.00      | 3,100.00  | 3,100.00  |
|     | POLLUTION PREVENTION | The Respondent shall contribute to the SEP offset amount to the Third-Party Recipient named above. The contribution will be to Texas Association of Resource Conservation and Development Areas, Inc. to be used for the RC&D Water or Wastewater Treatment Assistance Program as set forth in an agreement between the Third-Party Recipient and the TCEQ. Specifically, the contribution will be used to provide low income rural homeowners with assistance to enable the repair or replacement of their failing on-site wastewater systems. SEP monies will be used to pay for the labor and materials costs related to repairing or replacing the failing systems. The recipients will not be charged for the cost of replacing or repairing the failing systems.   |            |        |           |          | 3,100.00  | 3,100.00  |           |

\* There are Multiple Respondent Names associated to this Case No.

## Appendix 6: List of SEP's & SEP Projects - FY2010

### Single Program

| PST | 39029 | Nueces County                    | 08/21/2010   | 1.00:1 | 5,125.00   | 1,025.00 | 0.00      | 4,100.00  | 4,100.00  |
|-----|-------|----------------------------------|--|--------|------------|----------|-----------|-----------|-----------|
|     |       | POLLUTION PREVENTION             | <p>The Respondent shall contribute the SEP Offset Amount to the Third-Party Recipient named above. The contribution will be to Keep Texas Beautiful for the Stop Trashing Texas project as set forth in an agreement between the Third-Party Recipient and the TCEQ. Specifically, SEP funds will pay for the labor and disposal costs associated with cleanup of unauthorized trash dumps by supplying project coordination, labor, supplies, and materials for clean up events statewide. SEP funds used for this purpose shall be limited to the actual direct costs for the specific purpose necessary to meet the requirements of the SEP and no portion of the SEP funds will be spent on administrative costs related to this portion of the SEP. Trash dump cleanups may be coordinated with waste collection facilities and/or local governments to employ heavy machinery for the removal of large waste items. To the maximum extent possible, cleanups shall be accomplished with the use of volunteers from community groups, private companies, schools, and youth organizations. SEP Funds may be used for activities. This project will be administered in accordance with federal, state, and local environmental laws and regulations.</p> |        |            |          | 2,050.00  | 2,050.00  |           |
|     |       | POLLUTION PREVENTION             | <p>The Respondent shall contribute the SEP Amount to the Third-Party Recipient pursuant to the agreement between the Third-Party Recipient and the TCEQ. Specifically, the contribution will be used to cleanup unauthorized dump sites, recycle materials when feasible, and properly dispose of all waste. Eligible sites will be limited to those where a responsible party cannot be found or is unable to clean the site and where reasonable efforts have been made to prevent the dumping.</p>  |        |            |          | 2,050.00  | 2,050.00  |           |
| PST | 36574 | Neelam Markets, Inc.             | 08/30/2010   | 1.00:1 | 121,750.00 | 0.00     | 60,875.00 | 60,875.00 | 60,875.00 |
|     |       | CLEAN UP                         | <p>Project shall identify sites where there is no responsible party who is able to pull the tanks. RC&amp;D shall give written notification to TCEQ of the responsible parties who are not able to pull the tanks and request TCEQ approval of these sites. Once the site is approved by TCEQ, RC&amp;D shall do the following: 1) conduct soil sampling and notify the TCEQ SEP Coordinator &amp; the appropriate TCEQ Regional Office w/in 24 hours as to whether sampling indicates a tank has or has not leaked; 2) remove &amp; properly dispose of any liquids found in the tanks; 3) do any necessary remediation; 4) backfill the hole; and 5) compile a UST closure report for each UST system removed.</p>   |        |            |          | 60,875.00 | 60,875.00 |           |
| PST | 39097 | Kleberg County                   | 07/11/2010   | 1.00:1 | 7,025.00   | 1,405.00 | 0.00      | 5,620.00  | 5,620.00  |
|     |       | POLLUTION PREVENTION             | <p>The Respondent shall contribute to the SEP offset amount to the Third-Party Recipient named above. The contribution will be to Texas Association of Resource Conservation and Development Areas, Inc. to be used for the RC&amp;D Water or Wastewater Treatment Assistance Program as set forth in an agreement between the Third-Party Recipient and the TCEQ. Specifically, the contribution will be used to provide low income rural homeowners with assistance to enable the repair or replacement of their failing on-site wastewater systems. SEP monies will be used to pay for the labor and materials costs related to repairing or replacing the failing systems. The recipients will not be charged for the cost of replacing or repairing the failing systems.</p>  |        |            |          | 5,620.00  | 5,620.00  |           |
| PWS | 37878 | Kempner Water Supply Corporation | 11/13/2009   | 1.00:1 | 1,762.00   | 352.00   | 0.00      | 1,410.00  | 1,410.00  |

\* There are Multiple Respondent Names associated to this Case No.

## Appendix 6: List of SEP's & SEP Projects - FY2010

### Single Program

|     |                           |  |            |           |           |      |      |           |           |
|-----|---------------------------|--|------------|-----------|-----------|------|------|-----------|-----------|
|     | POLLUTION PREVENTION      | The Respondent will contribute to Lower Colorado River Authority ("LCRA") Household Hazardous Waste and Reusable Materials Collection. The contribution will be used in accordance with the Supplemental Environmental Project Agreement between the Lower Colorado River Authority and the Texas Commission on Environmental Quality. SEP monies will be used to sponsor household hazardous waste collection events, battery collection events, used oil collection events, paint collection events, and tire collection events in conjunction with local city and county governments through the LCRA Statutory District. These collection events provide citizens with a safe and convenient opportunity to properly dispose of household hazardous wastes such as: paint, tires, pesticides, motor oil, oil filters, antifreeze, batteries, and household cleaners. Citizens will be encouraged to reuse unused portions of properly labeled and handled chemical products (i.e. fertilizers, paints, and some pesticides/herbicides) through the reusable materials exchange. SEP monies will be used by LCRA to supplement scheduled events, and to add additional collection events. The LCRA has not previously budgeted for these supplemental, additional, or special collection events and will not budget for them. | 1,410.00   | 1,410.00  |           |      |      |           |           |
| PWS | 38959                     | Childress Creek Water Supply Corporation   | 07/11/2010 | 1.00:1    | 6,340.00  | 0.00 | 0.00 | 6,340.00  | 6,340.00  |
|     | POLLUTION PREVENTION      | The Respondent shall contribute to the SEP offset amount to the Third-Party Recipient named above. The contribution will be to Texas Association of Resource Conservation and Development Areas, Inc. to be used for the RC&D Water or Wastewater Treatment Assistance Program as set forth in an agreement between the Third-Party Recipient and the TCEQ. Specifically, the contribution will be used to provide low income rural homeowners with assistance to enable the repair or replacement of their failing on-site wastewater systems. SEP monies will be used to pay for the labor and materials costs related to repairing or replacing the failing systems. The recipients will not be charged for the cost of replacing or repairing the failing systems.   | 6,340.00   | 6,340.00  |           |      |      |           |           |
| PWS | 36564                     | City of Corpus Christi   | 02/22/2010 | 1.00:1    | 10,481.00 | 0.00 | 0.00 | 10,481.00 | 10,481.00 |
|     | ENVIRONMENTAL RESTORATION | The Respondent shall contribute the SEP Offset Amount to the Third-Party Recipient named above. The contribution will be to Coastal Bend Bays & Estuaries Program for the Colonial Waterbird Rookery Island Enhancement Project to be used by the Third-Party Recipient as set forth in an agreement between the Third-Party Recipient and the TCEQ. The SEP Offset Amount will be used to pay for the labor and material costs associated with preventing erosion in the unprotected areas of the islands and restoring parts of the islands that have suffered from erosion.   | 10,481.00  | 10,481.00 |           |      |      |           |           |
| PWS | 25477                     | City Of Edgewood   | 10/04/2009 | 1.00:1    | 2,160.00  | 0.00 | 0.00 | 2,160.00  | 2,160.00  |
|     | POLLUTION PREVENTION      | The Respondent shall contribute to the Third-Party Recipient pursuant to the agreement between the Third-Party Recipient and the TCEQ. Specifically, the contribution will be used to coordinate with city and/or county governmental officials regarding the clean up of sites where trash has been disposed of illegally. Eligible sites will be limited to those where a responsible party can not be identified and where there is no pre-existing obligation to clean up the site by the owner or the government. Additionally, reasonable efforts must have already been taken to prevent the dumping. SEP monies will be used to pay for the direct cost of collection and disposal of debris. All dollars contributed will be used solely for the direct cost of the project and no portion will be spent on administrative costs. The SEP will be done in accordance with all federal, state and local environmental laws and regulations.  | 2,160.00   | 2,160.00  |           |      |      |           |           |

\* There are Multiple Respondent Names associated to this Case No.

## Appendix 6: List of SEP's & SEP Projects - FY2010

### Single Program

| PWS | 37708 | City of Palestine                  | 02/22/2010   | 1.00:1 | 11,285.00 | 0.00     | 0.00     | 11,285.00 | 11,285.00 |
|-----|-------|------------------------------------|--|--------|-----------|----------|----------|-----------|-----------|
|     |       | POLLUTION PREVENTION               | The Respondent shall contribute the SEP Amount to the Third-Party Recipient pursuant to the agreement between the Third-Party Recipient and the TCEQ. Specifically, the contribution will be used to provide local residents with a means of properly disposing household hazardous wastes such as paint, thinners, pesticides, oil and gas, corrosive cleaners, and fertilizers in one day collection events. SEP monies will be used to pay for the associated labor, materials, and disposal costs. Citizens will not be charged disposal fees. The project is administered in accordance with TCEQ guidance on household hazardous waste and in compliance with federal, state, and local environmental laws and regulations. All dollars contributed will be used solely for the direct cost of the project and no portion will be spent on administrative costs. |        |           |          |          | 11,285.00 | 11,285.00 |
| PWS | 38806 | Copperas Cove MHC, LLC             | 07/11/2010   | 1.00:1 | 5,207.00  | 1,041.00 | 2,083.00 | 2,083.00  | 2,083.00  |
|     |       | POLLUTION PREVENTION               | The Respondent shall contribute to the SEP offset amount to the Third-Party Recipient named above. The contribution will be to Texas Association of Resource Conservation and Development Areas, Inc. to be used for the RC&D Water or Wastewater Treatment Assistance Program as set forth in an agreement between the Third-Party Recipient and the TCEQ. Specifically, the contribution will be used to provide low income rural homeowners with assistance to enable the repair or replacement of their failing on-site wastewater systems. SEP monies will be used to pay for the labor and materials costs related to repairing or replacing the failing systems. The recipients will not be charged for the cost of replacing or repairing the failing systems.   |        |           |          |          | 2,083.00  | 2,083.00  |
| PWS | 37732 | City Of Slaton                     | 02/22/2010   | 1.00:1 | 17,468.00 | 3,493.00 | 0.00     | 13,975.00 | 13,975.00 |
|     |       | POLLUTION PREVENTION               | The Respondent shall contribute to the Third-Party Recipient pursuant to the agreement between the Third-Party Recipient and the TCEQ. Specifically, the Third-Party Recipient shall repair or replace failing water systems or on-site wastewater systems for low income homeowners. The Third-Party Recipient shall use SEP funds to pay for the labor and materials costs related to repairing or replacing the failing systems. The recipients will not be charged for the cost of replacing or repairing the failing systems. The Third-Party recipient shall use a consistent and documented system for determining eligible participants.   |        |           |          |          | 13,975.00 | 13,975.00 |
| PWS | 38303 | Texas Department of Transportation | 02/07/2010   | 1.00:1 | 5,840.00  | 0.00     | 0.00     | 5,840.00  | 5,840.00  |
|     |       | POLLUTION PREVENTION               | The Respondent shall contribute to the Third-Party Recipient pursuant to the agreement between the Third-Party Recipient and the TCEQ. Specifically, the contribution will be used to provide low income rural homeowners with assistance to enable the repair or replacement of their failing on-site wastewater systems. SEP monies will be used to pay for the labor and materials costs related to repairing or replacing the failing systems. The recipients will not be charged for the cost of replacing or repairing the failing systems.  |        |           |          |          | 5,840.00  | 5,840.00  |
| PWS | 37921 | Texas Department of Transportation | 01/28/2010   | 1.00:1 | 10,465.00 | 0.00     | 0.00     | 10,465.00 | 10,465.00 |
|     |       | POLLUTION PREVENTION               | The Respondent shall contribute to the Third-Party Recipient pursuant to the agreement between the Third-Party Recipient and the TCEQ. Specifically, the contribution will be used to provide low income rural homeowners with assistance to enable the repair or replacement of their failing on-site wastewater systems. SEP monies will be used to pay for the labor and materials costs related to repairing or replacing the failing systems. The recipients will not be charged for the cost of replacing or repairing the failing systems.  |        |           |          |          | 10,465.00 | 10,465.00 |
| PWS | 37299 | City of La Villa                   | 02/07/2010   | 1.00:1 | 3,172.00  | 0.00     | 0.00     | 3,172.00  | 3,172.00  |

\* There are Multiple Respondent Names associated to this Case No.



## Appendix 6: List of SEP's & SEP Projects - FY2010

### Single Program

|     |       |                        |  |        |          |          |          |          |          |
|-----|-------|------------------------|--|--------|----------|----------|----------|----------|----------|
|     |       | POLLUTION REDUCTION    | Project will repair or replace failing water systems or on-site wastewater systems for low-income homeowners. SEP funds will be used to pay for the labor and material costs related to repairing or replacing the failing systems. The recipients will not be charged for the cost of replacing or repairing the failing system.<br>Benefit: Protect water sources for drinking, recreation and wildlife from contamination from the failing treatment systems; protect public health from contaminated drinking water supplies.  |        |          |          | 3,172.00 | 3,172.00 |          |
| PWS | 37705 | City of Trinity        | 12/18/2009   | 1.00:1 | 7,930.00 | 1,586.00 | 0.00     | 6,344.00 | 6,344.00 |
|     |       | POLLUTION PREVENTION   | The Respondent shall contribute to the Third-Party Recipient pursuant to the agreement between the Third-Party Recipient and the TCEQ. Specifically, the contribution will be used to clean-up sites where tires have been disposed of illegally. Eligible sites will be limited to those where a responsible party cannot be found and where reasonable efforts have been made to prevent the dumping. SEP monies will be used to pay for the direct cost of collecting and disposing of tires. All dollars contributed will be used solely for the direct cost of the project and no portion will be spent on administrative costs. The SEP will be done in accordance with all federal, state and local environmental laws and regulations.   |        |          |          |          | 6,344.00 | 6,344.00 |
| PWS | 37473 | City of Granite Shoals | 10/04/2009   | 1.00:1 | 1,330.00 | 0.00     | 0.00     | 1,330.00 | 1,330.00 |
|     |       | POLLUTION PREVENTION   | The Respondent will contribute to Lower Colorado River Authority ("LCRA") Household Hazardous Waste and Reusable Materials Collection. The contribution will be used in accordance with the Supplemental Environmental Project Agreement between the Lower Colorado River Authority and the Texas Commission on Environmental Quality. SEP monies will be used to sponsor household hazardous waste collection events, battery collection events, used oil collection events, paint collection events, and tire collection events in conjunction with local city and county governments through the LCRA Statutory District. These collection events provide citizens with a safe and convenient opportunity to properly dispose of household hazardous wastes such as: paint, tires, pesticides, motor oil, oil filters, antifreeze, batteries, and household cleaners. Citizens will be encouraged to reuse unused portions of properly labeled and handled chemical products (i.e. fertilizers, paints, and some pesticides/herbicides) through the reusable materials exchange. SEP monies will be used by LCRA to supplement scheduled events, and to add additional collection events. The LCRA has not previously budgeted for these supplemental, additional, or special collection events and will not budget for them. |        |          |          |          | 1,330.00 | 1,330.00 |
| PWS | 34792 | City of San Augustine  | 11/13/2009   | 1.00:1 | 9,525.00 | 0.00     | 0.00     | 9,525.00 | 9,525.00 |
|     |       | POLLUTION PREVENTION   | The Respondent shall contribute to the Third-Party Recipient pursuant to the agreement between the Third-Party Recipient and the TCEQ. Specifically, the Third-Party Recipient shall repair or replace failing water systems or on-site wastewater systems for low income homeowners. The Third-Party Recipient shall use SEP funds to pay for the labor and materials costs related to repairing or replacing the failing systems. The recipients will not be charged for the cost of replacing or repairing the failing systems. The Third-Party recipient shall use a consistent and documented system for determining eligible participants.   |        |          |          |          | 9,525.00 | 9,525.00 |
| PWS | 16926 | City of Huxley         | 10/04/2009   | 1.00:1 | 2,745.00 | 0.00     | 0.00     | 2,745.00 | 2,745.00 |

\* There are Multiple Respondent Names associated to this Case No.

## Appendix 6: List of SEP's & SEP Projects - FY2010

### Single Program

|     |       |                                      |  |        |           |          |           |           |           |
|-----|-------|--------------------------------------|--|--------|-----------|----------|-----------|-----------|-----------|
|     |       | POLLUTION PREVENTION                 | The Respondent shall contribute to the Third-Party Recipient pursuant to the agreement between the Third-Party Recipient and the TCEQ. Specifically, the contribution will be used to provide low income rural homeowners with assistance to enable the repair or replacement of their failing on-site wastewater systems. SEP monies will be used to pay for the labor and materials costs related to repairing or replacing the failing systems. The recipients will not be charged for the cost of replacing or repairing the failing systems.  |        |           |          | 2,745.00  | 2,745.00  |           |
| PWS | 23808 | S.L.C. Water Supply Corporation      | 03/20/2010   | 1.00:1 | 12,215.00 | 0.00     | 0.00      | 12,215.00 | 12,215.00 |
|     |       | POLLUTION PREVENTION                 | The Respondent shall contribute the SEP Offset Amount to the Third-Party Recipient named above. The contribution will be to Keep Texas Beautiful to be used for the Texas Waterways Cleanup Program. Specifically, the contribution will be used to cleanup rivers, lakes, and shorelines, by supplying project coordination, labor, supplies, and materials for cleanup events and by providing assistance with disposal fees for proper disposal of wastes collected at events. To maximize the event, cleanups will use volunteers for labor. All dollars contributed will be used solely for the direct cost of the project and no portion will be spent on administrative costs. The SEP will be done in accordance with all federal, state and local environmental laws and regulations. |        |           |          | 12,215.00 | 12,215.00 |           |
| PWS | 38873 | Texas Department of Criminal Justice | 08/30/2010   | 1.00:1 | 3,675.00  | 735.00   | 0.00      | 2,940.00  | 2,940.00  |
|     |       | POLLUTION PREVENTION                 | The Respondent shall contribute to the SEP offset amount to the Third-Party Recipient named above. The contribution will be to Texas Association of Resource Conservation and Development Areas, Inc. to be used for the RC&D Water or Wastewater Treatment Assistance Program as set forth in an agreement between the Third-Party Recipient and the TCEQ. Specifically, the contribution will be used to provide low income rural homeowners with assistance to enable the repair or replacement of their failing on-site wastewater systems. SEP monies will be used to pay for the labor and materials costs related to repairing or replacing the failing systems. The recipients will not be charged for the cost of replacing or repairing the failing systems.                         |        |           |          | 2,940.00  | 2,940.00  |           |
| PWS | 37422 | City of Emory                        | 10/18/2009   | 1.00:1 | 19,430.00 | 0.00     | 0.00      | 19,430.00 | 19,430.00 |
|     |       | POLLUTION PREVENTION                 | The Respondent shall contribute to the Third-Party Recipient pursuant to the agreement between the Third-Party Recipient and the TCEQ. Specifically, the contribution will be used to provide low income rural homeowners with assistance to enable the repair or replacement of their failing on-site wastewater systems. SEP monies will be used to pay for the labor and materials costs related to repairing or replacing the failing systems. The recipients will not be charged for the cost of replacing or repairing the failing systems.  |        |           |          | 19,430.00 | 19,430.00 |           |
| PWS | 27681 | City of Marlin                       | 12/18/2009   | 1.00:1 | 43,880.00 | 0.00     | 0.00      | 43,880.00 | 43,880.00 |
|     |       | CLEAN UP                             | Project will coordinate with city and/or county government for the clean up of sites where trash and debris has been disposed of illegally. Eligible sites will be limited to those where a responsible party can not be identified, there is no preexisting obligation to clean up the site by the owner or the government, and reasonable efforts have already been taken to prevent the dumping. SEP funds shall be used for the direct cost of collection and disposal of the trash and debris.  |        |           |          | 43,880.00 | 43,880.00 |           |
| WQ  | 37578 | City of Palestine                    | 12/18/2009   | 1.00:1 | 28,700.00 | 5,740.00 | 0.00      | 22,960.00 | 22,960.00 |

\* There are Multiple Respondent Names associated to this Case No.

## Appendix 6: List of SEP's & SEP Projects - FY2010

### Single Program

|    |                      |  |            |           |           |          |      |           |           |
|----|----------------------|--|------------|-----------|-----------|----------|------|-----------|-----------|
|    | POLLUTION PREVENTION | The Respondent shall contribute the SEP Amount to the Third-Party Recipient pursuant to the agreement between the Third-Party Recipient and the TCEQ. Specifically, the contribution will be used to provide local residents with a means of properly disposing household hazardous wastes such as paint, thinners, pesticides, oil and gas, corrosive cleaners, and fertilizers in one day collection events. SEP monies will be used to pay for the associated labor, materials, and disposal costs. Citizens will not be charged disposal fees. The project is administered in accordance with TCEQ guidance on household hazardous waste and in compliance with federal, state, and local environmental laws and regulations. All dollars contributed will be used solely for the direct cost of the project and no portion will be spent on administrative costs.   | 22,960.00  | 22,960.00 |           |          |      |           |           |
| WQ | 37784                | City of Fort Worth   | 11/13/2009 | 1.00:1    | 6,250.00  | 0.00     | 0.00 | 6,250.00  | 6,250.00  |
|    | POLLUTION PREVENTION | The Respondent shall contribute to the Third-Party Recipient pursuant to the agreement between the Third-Party Recipient and the TCEQ. Specifically, the contribution will be used to cleanup rivers, lakes, and shorelines, by supplying project coordination, labor, supplies, and materials for cleanup events and by providing assistance with disposal fees for proper disposal of wastes collected at events. To maximize the event, cleanups will use volunteers for labor. All dollars contributed will be used solely for the direct cost of the project and no portion will be spent on administrative costs. The SEP will be done in accordance with all federal, state and local environmental laws and regulations.   | 6,250.00   | 6,250.00  |           |          |      |           |           |
| WQ | 37169                | Peaster Independent School District Public Facility Corporation  | 02/07/2010 | 1.00:1    | 31,460.00 | 0.00     | 0.00 | 31,460.00 | 31,460.00 |
|    | POLLUTION PREVENTION | The Respondent shall contribute to the Third-Party Recipient pursuant to the agreement between the Third-Party Recipient and the TCEQ. Specifically, the contribution will be used to aid local school districts, area transit agencies, and local governments in need of funding assistance to pay for the cost of the following activities to reduce emissions: 1) replacing older diesel buses with alternative fuelled or clean diesel buses; or 2) retrofitting older diesel buses with new, cleaner technology. The funds will be disbursed on a needs-rated basis, using non-attainment area status, condition of buses, and economic status of the recipient as possible rating factors if competition for the funds exists. To maximize funds, retrofitting will take priority over replacement of buses. Older buses deemed not suitable for retrofitting will be permanently retired and sold only for scrap. | 31,460.00  | 31,460.00 |           |          |      |           |           |
| WQ | 37614                | Round Rock Independent School District   | 10/18/2009 | 1.00:1    | 7,000.00  | 1,400.00 | 0.00 | 5,600.00  | 5,600.00  |
|    | POLLUTION PREVENTION | The Respondent shall contribute to the Third-Party Recipient pursuant to the agreement between the Third-Party Recipient and the TCEQ. Specifically, the contribution will be used to clean-up sites where tires have been disposed of illegally. Eligible sites will be limited to those where a responsible party cannot be found and where reasonable efforts have been made to prevent the dumping. SEP monies will be used to pay for the direct cost of collecting and disposing of tires. All dollars contributed will be used solely for the direct cost of the project and no portion will be spent on administrative costs. The SEP will be done in accordance with all federal, state and local environmental laws and regulations.   | 5,600.00   | 5,600.00  |           |          |      |           |           |
| WQ | 37826                | Texas Parks and Wildlife Department  | 02/07/2010 | 1.00:1    | 5,040.00  | 1,008.00 | 0.00 | 4,032.00  | 4,032.00  |

\* There are Multiple Respondent Names associated to this Case No.

## Appendix 6: List of SEP's & SEP Projects - FY2010

### Single Program

|    |                           |  |            |           |           |          |           |           |           |
|----|---------------------------|--|------------|-----------|-----------|----------|-----------|-----------|-----------|
|    | ENVIRONMENTAL RESTORATION | The Respondent proposes to repair a gated weir in the Santa Anna Bayou marsh at the San Jacinto Battleground State Park that was damaged by Hurricane Ike in September 2008. The purpose of the weir is to prevent entry into the marsh of discharges from upstream industrial complexes located along the Phillips ditch which is used primarily for surface runoff of rain water. Occasionally a chemical spill may occur within the industrial complexes which may migrate into the Phillips ditch and empty into Santa Anna's bayou and eventually into the park's marsh. The Respondent shall utilize a contractor to provide heavy equipment to complete the highly specialized work.  | 4,032.00   | 4,032.00  |           |          |           |           |           |
| WQ | 37611                     | Skidmore Water Supply Corporation  | 10/04/2009 | 1.00:1    | 3,090.00  | 618.00   | 0.00      | 2,472.00  | 2,472.00  |
|    | POLLUTION PREVENTION      | The Respondent shall contribute to the Third-Party Recipient pursuant to the agreement between the Third-Party Recipient and the TCEQ. Specifically, the contribution will be used to cleanup rivers, lakes, and shorelines, by supplying project coordination, labor, supplies, and materials for cleanup events and by providing assistance with disposal fees for proper disposal of wastes collected at events. To maximize the event, cleanups will use volunteers for labor. All dollars contributed will be used solely for the direct cost of the project and no portion will be spent on administrative costs. The SEP will be done in accordance with all federal, state and local environmental laws and regulations.   | 2,472.00   | 2,472.00  |           |          |           |           |           |
| WQ | 38159                     | Alloy Polymers Orange LLC  | 03/08/2010 | 1.00:1    | 13,300.00 | 2,660.00 | 5,320.00  | 5,320.00  | 5,320.00  |
|    | POLLUTION PREVENTION      | The Respondent shall contribute to the Third-Party Recipient pursuant to the agreement between the Third-Party Recipient and the TCEQ. Specifically, the contribution will be used to provide low income rural homeowners with assistance to enable the repair or replacement of their failing on-site wastewater systems. SEP monies will be used to pay for the labor and materials costs related to repairing or replacing the failing systems. The recipients will not be charged for the cost of replacing or repairing the failing systems.  | 5,320.00   | 5,320.00  |           |          |           |           |           |
| WQ | 38254                     | Vam USA LLC  | 03/20/2010 | 1.00:1    | 33,280.00 | 0.00     | 16,640.00 | 16,640.00 | 16,640.00 |
|    | POLLUTION PREVENTION      | The Respondent shall contribute to the SEP offset amount to the Third-Party Recipient named above. The contribution will be to Gulf Coast Waste Disposal Authority to be used for the River, Lakes, Bays, and Bayous Trash Bash Program as set forth in an agreement between the Third-Party Recipient and the TCEQ. Trash Bash is an annual event that entails the use of volunteers to clean up trash and pollutants from Galveston Bay and waterways in the San Jacinto watershed. The project has resulted in the removal of an average of 141.7 tons of trash and 729 abandoned tires annually from these waterways. SEP monies will be used to pay for materials, supplies, disposal cost and transportation cost directly associated with the clean up of trash and pollutants from the Galveston Bay and waterways in the San Jacinto watershed. | 16,640.00  | 16,640.00 |           |          |           |           |           |
| WQ | 38053                     | Southwest Shipyard, L.P.   | 05/09/2010 | 1.00:1    | 72,385.00 | 0.00     | 36,193.00 | 36,192.00 | 36,192.00 |

\* There are Multiple Respondent Names associated to this Case No.

## Appendix 6: List of SEP's & SEP Projects - FY2010

### Single Program

|    |                      |   |            |           |           |        |      |           |           |
|----|----------------------|---|------------|-----------|-----------|--------|------|-----------|-----------|
|    | POLLUTION PREVENTION | The Respondent shall contribute to the SEP offset amount to the Third-Party Recipient named above. The contribution will be to Galveston Bay Foundation to be used for the Galveston Bay Foundation "Marsh Mania" as set forth in the agreement between the Third-Party Recipient and the TCEQ. SEP monies will be used to restore shoreline elevations, growing plants for shoreline restoration, and planting new habitat. Historic subsidence and erosion have resulted in shoreline elevations which are too low to support vegetation. This project will seek to raise elevations by scraping and terracing. Scraping involves the use of earthmoving equipment to grade an eroded, bluff-like shoreline so that it slopes gradually towards the water resulting in the ability of plant growth. Terracing uses earthmoving equipment to create small levees by burrowing and stacking sediment in shallow water. The high elevation can then be planted with emergent vegetation. SEP monies will be used to pay for the direct costs of the implementation of the project, including material, equipment, and labor costs. | 36,192.00  | 36,192.00 |           |        |      |           |           |
| WQ | 38502                | Red River Authority of Texas  | 02/22/2010 | 1.00:1    | 1,570.00  | 314.00 | 0.00 | 1,256.00  | 1,256.00  |
|    | POLLUTION PREVENTION | The Respondent shall contribute the SEP Offset Amount to the Third-Party Recipient named above. The contribution will be to Keep Texas Beautiful to be used for the Texas Waterways Cleanup Program. Specifically, the contribution will be used to cleanup rivers, lakes, and shorelines, by supplying project coordination, labor, supplies, and materials for cleanup events and by providing assistance with disposal fees for proper disposal of wastes collected at events. To maximize the event, cleanups will use volunteers for labor. All dollars contributed will be used solely for the direct cost of the project and no portion will be spent on administrative costs. The SEP will be done in accordance with all federal, state and local environmental laws and regulations.  | 1,256.00   | 1,256.00  |           |        |      |           |           |
| WQ | 38655                | City of Palmer  | 06/12/2010 | 1.00:1    | 9,430.00  | 0.00   | 0.00 | 9,430.00  | 9,430.00  |
|    | POLLUTION PREVENTION | The Respondent shall contribute the SEP Amount to the Third-Party Recipient pursuant to the agreement between the Third-Party Recipient and the TCEQ. Specifically, the contribution will be used to provide local residents with a means of properly disposing household hazardous wastes such as paint, thinners, pesticides, oil and gas, corrosive cleaners, and fertilizers in one day collection events. SEP monies will be used to pay for the associated labor, materials, and disposal costs. Citizens will not be charged disposal fees. The project is administered in accordance with TCEQ guidance on household hazardous waste and in compliance with federal, state, and local environmental laws and regulations. All dollars contributed will be used solely for the direct cost of the project and no portion will be spent on administrative costs.  | 9,430.00   | 9,430.00  |           |        |      |           |           |
| WQ | 38503                | City of Maypearl  | 04/11/2010 | 1.00:1    | 17,730.00 | 0.00   | 0.00 | 17,730.00 | 17,730.00 |

\* There are Multiple Respondent Names associated to this Case No.

## Appendix 6: List of SEP's & SEP Projects - FY2010

### Single Program

|    |                      |   |            |           |           |          |      |           |           |
|----|----------------------|---|------------|-----------|-----------|----------|------|-----------|-----------|
|    | POLLUTION PREVENTION | The Respondent shall contribute the SEP Offset Amount to the Third-Party Recipient named above. The contribution will be to Keep Texas Beautiful for the Stop Trashing Texas project as set forth in an agreement between the Third-Party Recipient and the TCEQ. Specifically, SEP funds will pay for the labor and disposal costs associated with cleanup of unauthorized trash dumps by supplying project coordination, labor, supplies, and materials for clean up events statewide. SEP funds used for this purpose shall be limited to the actual direct costs for the specific purpose necessary to meet the requirements of the SEP and no portion of the SEP funds will be spent on administrative costs related to this portion of the SEP. Trash dump cleanups may be coordinated with waste collection facilities and/or local governments to employ heavy machinery for the removal of large waste items. To the maximum extent possible, cleanups shall be accomplished with the use of volunteers from community groups, private companies, schools, and youth organizations. SEP Funds may be used for activities. This project will be administered in accordance with federal, state, and local environmental laws and regulations. | 17,730.00  | 17,730.00 |           |          |      |           |           |
| WQ | 37552                | City of San Benito  | 11/27/2009 | 1.00:1    | 21,790.00 | 4,358.00 | 0.00 | 17,432.00 | 17,432.00 |
|    | POLLUTION PREVENTION | The Respondent will contribute to the Third-Party Recipient pursuant to the agreement between the Third-Party Recipient and the TCEQ. Specifically, the Third-Party Recipient will provide low income homeowners with failing on-site wastewater treatment systems or no system at all, with technical and financial assistance to install, repair, or replace those water and wastewater sewage systems. To reduce costs, the Third-Party Recipient teams with low income homeowners to solve water and wastewater problems by working together to build water and wastewater infrastructures. SEP contributions are to be used for material and labor costs.  | 17,432.00  | 17,432.00 |           |          |      |           |           |
| WQ | 38358                | City of Fairfield   | 06/04/2010 | 1.00:1    | 9,970.00  | 1,994.00 | 0.00 | 7,976.00  | 7,976.00  |
|    | POLLUTION PREVENTION | The Respondent shall contribute to the SEP offset amount to the Third-Party Recipient named above. The contribution will be to Texas Association of Resource Conservation and Development Areas, Inc. to be used for the RC&D Unauthorized Trash Dump Clean-Up Program as set forth in an agreement between the Third-Party Recipient and the TCEQ. Specifically, the contribution will be used to coordinate with city and/or county governmental officials regarding the clean up of sites where trash has been disposed of illegally. Eligible sites will be limited to those where a responsible party can not be identified and where there is no pre-existing obligation to clean up the site by the owner or the government. Additionally, reasonable efforts must have already been taken to prevent the dumping. SEP monies will be used to pay for the direct cost of collection and disposal of debris. All dollars contributed will be used solely for the direct cost of the project and no portion will be spent on administrative costs. The SEP will be done in accordance with all federal, state and local environmental laws and regulations.  | 7,976.00   | 7,976.00  |           |          |      |           |           |
| WQ | 38011                | City of La Grange   | 03/08/2010 | 1.00:1    | 4,100.00  | 820.00   | 0.00 | 3,280.00  | 3,280.00  |

\* There are Multiple Respondent Names associated to this Case No.

## Appendix 6: List of SEP's & SEP Projects - FY2010

### Single Program

|    |                      |  |            |           |           |          |           |           |           |
|----|----------------------|--|------------|-----------|-----------|----------|-----------|-----------|-----------|
|    | POLLUTION PREVENTION | The Respondent will contribute to Lower Colorado River Authority ("LCRA") Household Hazardous Waste and Reusable Materials Collection. The contribution will be used in accordance with the Supplemental Environmental Project Agreement between the Lower Colorado River Authority and the Texas Commission on Environmental Quality. SEP monies will be used to sponsor household hazardous waste collection events, battery collection events, used oil collection events, paint collection events, and tire collection events in conjunction with local city and county governments through the LCRA Statutory District. These collection events provide citizens with a safe and convenient opportunity to properly dispose of household hazardous wastes such as: paint, tires, pesticides, motor oil, oil filters, antifreeze, batteries, and household cleaners. Citizens will be encouraged to reuse unused portions of properly labeled and handled chemical products (i.e. fertilizers, paints, and some pesticides/herbicides) through the reusable materials exchange. SEP monies will be used by LCRA to supplement scheduled events, and to add additional collection events. The LCRA has not previously budgeted for these supplemental, additional, or special collection events and will not budget for them. | 3,280.00   | 3,280.00  |           |          |           |           |           |
| WQ | 37811                | City of Corpus Christi   | 01/28/2010 | 1.00:1    | 7,300.00  | 0.00     | 0.00      | 7,300.00  | 7,300.00  |
|    | POLLUTION PREVENTION | The Respondent shall contribute to the Third-Party Recipient pursuant to the agreement between the Third-Party Recipient and the TCEQ. Specifically, the contribution will be used to provide low income rural homeowners with assistance to enable the repair or replacement of their failing on-site wastewater systems. SEP monies will be used to pay for the labor and materials costs related to repairing or replacing the failing systems. The recipients will not be charged for the cost of replacing or repairing the failing systems.  | 7,300.00   | 7,300.00  |           |          |           |           |           |
| WQ | 37757                | City of Rio Grande City  | 06/18/2010 | 1.00:1    | 25,686.00 | 5,137.00 | 0.00      | 20,549.00 | 20,549.00 |
|    | POLLUTION PREVENTION | The Respondent shall contribute to the Third-Party Recipient pursuant to the agreement between the Third-Party Recipient and the TCEQ. Specifically, the contribution will be used to clean-up sites where tires have been disposed of illegally. Eligible sites will be limited to those where a responsible party cannot be found and where reasonable efforts have been made to prevent the dumping. SEP monies will be used to pay for the direct cost of collecting and disposing of tires. All dollars contributed will be used solely for the direct cost of the project and no portion will be spent on administrative costs. The SEP will be done in accordance with all federal, state and local environmental laws and regulations.   | 20,549.00  | 20,549.00 |           |          |           |           |           |
| WQ | 38976                | City of Alto   | 06/04/2010 | 1.00:1    | 4,760.00  | 952.00   | 0.00      | 3,808.00  | 3,808.00  |
|    | POLLUTION PREVENTION | The Respondent shall contribute to the SEP offset amount to the Third-Party Recipient named above. The contribution will be to Texas Association of Resource Conservation and Development Areas, Inc. to be used for the RC&D Abandoned Tire Clean-Up Program as set forth in an agreement between the Third-Party Recipient and the TCEQ. Specifically, the contribution will be used to clean-up sites where tires have been disposed of illegally. Eligible sites will be limited to those where a responsible party cannot be found and where reasonable efforts have been made to prevent the dumping. SEP monies will be used to pay for the direct cost of collecting and disposing of tires. All dollars contributed will be used solely for the direct cost of the project and no portion will be spent on administrative costs. The SEP will be done in accordance with all federal, state and local environmental laws and regulations.   | 3,808.00   | 3,808.00  |           |          |           |           |           |
| WQ | 36218                | Texas Petrochemicals LP *  | 11/13/2009 | 1.00:1    | 39,928.00 | 7,985.00 | 15,972.00 | 15,971.00 | 15,971.00 |

\* There are Multiple Respondent Names associated to this Case No.

## Appendix 6: List of SEP's & SEP Projects - FY2010

### Single Program

|    |                      |   |            |           |           |          |      |          |          |
|----|----------------------|---|------------|-----------|-----------|----------|------|----------|----------|
|    | POLLUTION PREVENTION | The Respondent shall contribute to the Third-Party Recipient pursuant to the agreement between the Third-Party Recipient and the TCEQ. The project will use dredge spoil material to restore eight miles of shoreline within the Texas Point National Wildlife Refuge in Jefferson County, Sabine Pass, Texas. SEP monies will be used for the installation of an estimated 2,000,000 cubic yards of dredge spoil material along Sabine-Neches Waterway, as well as building up the jetties along the entrance to the Sabine Pass region and adding additional granite and dredge materials, which include rocks that will increase the base width and total height. Jefferson County Waterway and Navigation District will do sampling of the dredge spoilage beforehand to determine if human or environmental receptors will be adversely affected.  | 15,971.00  | 15,971.00 |           |          |      |          |          |
| WQ | 37589                | City of Reno (Lamar Co)   | 10/31/2009 | 1.00:1    | 12,015.00 | 2,403.00 | 0.00 | 9,612.00 | 9,612.00 |
|    | POLLUTION PREVENTION | The Respondent shall contribute to the Third-Party Recipient pursuant to the agreement between the Third-Party Recipient and the TCEQ. Specifically, the contribution will be used to provide low income rural homeowners with assistance to enable the repair or replacement of their failing on-site wastewater systems. SEP monies will be used to pay for the labor and materials costs related to repairing or replacing the failing systems. The recipients will not be charged for the cost of replacing or repairing the failing systems.   | 9,612.00   | 9,612.00  |           |          |      |          |          |
| WQ | 38133                | City of Madisonville  | 03/08/2010 | 1.00:1    | 4,425.00  | 885.00   | 0.00 | 3,540.00 | 3,540.00 |
|    | POLLUTION PREVENTION | The Respondent shall contribute to the Third-Party Recipient pursuant to the agreement between the Third-Party Recipient and the TCEQ. Specifically, the contribution will be used to provide low income rural homeowners with assistance to enable the repair or replacement of their failing on-site wastewater systems. SEP monies will be used to pay for the labor and materials costs related to repairing or replacing the failing systems. The recipients will not be charged for the cost of replacing or repairing the failing systems.   | 3,540.00   | 3,540.00  |           |          |      |          |          |
| WQ | 38368                | City of Galveston   | 05/09/2010 | 1.00:1    | 5,400.00  | 1,080.00 | 0.00 | 4,320.00 | 4,320.00 |
|    | POLLUTION PREVENTION | The Respondent shall contribute to the SEP offset amount to the Third-Party Recipient named above. The contribution will be to Galveston Bay Foundation to be used for the Galveston Bay Foundation "Marsh Mania" as set forth in the agreement between the Third-Party Recipient and the TCEQ. SEP monies will be used to restore shoreline elevations, growing plants for shoreline restoration, and planting new habitat. Historic subsidence and erosion have resulted in shoreline elevations which are too low to support vegetation. This project will seek to raise elevations by scraping and terracing. Scraping involves the use of earthmoving equipment to grade an eroded, bluff-like shoreline so that it slopes gradually towards the water resulting in the ability of plant growth. Terracing uses earthmoving equipment to create small levees by burrowing and stacking sediment in shallow water. The high elevation can then be planted with emergent vegetation. SEP monies will be used to pay for the direct costs of the implementation of the project, including material, equipment, and labor costs. | 4,320.00   | 4,320.00  |           |          |      |          |          |
| WQ | 36856                | City of San Marcos  | 09/21/2009 | 1.00:1    | 2,140.00  | 428.00   | 0.00 | 1,712.00 | 1,712.00 |

\* There are Multiple Respondent Names associated to this Case No.



## Appendix 6: List of SEP's & SEP Projects - FY2010

### Single Program

|    |                      |  |            |          |           |          |           |           |           |
|----|----------------------|--|------------|----------|-----------|----------|-----------|-----------|-----------|
|    | POLLUTION PREVENTION | This project involves using the quarry to capture and hold diverted storm flow until it can be absorbed or recharged into the aquifer. It has been estimated that the quarry could divert up to 275 acre feet of storm runoff into the aquifer annually. This would help protect against low or cessation of flow to Barton Springs, which is comprised of four springs that provide the only known habitat for two species of Plethodontid salamanders, Eurycea sosorum, the Barton Springs Salamander, and Eurycea waterlooensis, the Austin Blind Salamander. Eurycea sosorum was federally listed as endangered in 1998 and E. waterlooensis is being evaluated for listing by the United States Fish and Wildlife Service. Additionally, the quarry is expected to attract nesting ducks and other waterfowl through mudflats and shallow water retention areas.  | 1,712.00   | 1,712.00 |           |          |           |           |           |
| WQ | 37452                | Harris County Municipal District 148   | 11/13/2009 | 1.00:1   | 21,650.00 | 4,330.00 | 0.00      | 17,320.00 | 17,320.00 |
|    | POLLUTION PREVENTION | The Respondent shall contribute to the Third-Party Recipient pursuant to the agreement between the Third-Party Recipient and the TCEQ. Specifically, the contribution will be used to provide low income rural homeowners with assistance to enable the repair or replacement of their failing on-site wastewater systems. SEP monies will be used to pay for the labor and materials costs related to repairing or replacing the failing systems. The recipients will not be charged for the cost of replacing or repairing the failing systems.  |            |          |           |          |           | 17,320.00 | 17,320.00 |
| WQ | 39130                | Akzo Nobel Chemicals Inc. *  | 08/30/2010 | 1.00:1   | 33,875.00 | 6,775.00 | 13,550.00 | 13,550.00 | 13,550.00 |
|    | POLLUTION PREVENTION | The Respondents shall contribute to the SEP offset amount to the Third-Party Recipient named above. The contribution will be to Galveston Bay Foundation to be used for the Galveston Bay Foundation "Marsh Mania" as set forth in the agreement between the Third-Party Recipient and the TCEQ. SEP monies will be used to restore shoreline elevations, growing plants for shoreline restoration, and planting new habitat. Historic subsidence and erosion have resulted in shoreline elevations which are too low to support vegetation. This project will seek to raise elevations by scraping and terracing. Scraping involves the use of earthmoving equipment to grade an eroded, bluff-like shoreline so that it slopes gradually towards the water resulting in the ability of plant growth. Terracing uses earthmoving equipment to create small levees by burrowing and stacking sediment in shallow water. The high elevation can then be planted with emergent vegetation. SEP monies will be used to pay for the direct costs of the implementation of the project, including material, equipment, and labor costs. |            |          |           |          |           | 13,550.00 | 13,550.00 |
| WQ | 37564                | City of Valley View  | 11/27/2009 | 1.00:1   | 15,470.00 | 3,094.00 | 0.00      | 12,376.00 | 12,376.00 |
|    | POLLUTION REDUCTION  | The Respondent shall provide first-time wastewater service to at least two low-income residents with failing or inadequately designed septic systems. SEP monies will be used for the equipment, labor, and other necessary direct costs to install sewer lines, a manhole, a pumping station, and to properly decommission the existing residential septic systems.   |            |          |           |          |           | 12,376.00 | 12,376.00 |
| WQ | 38073                | Draper Construction & Land Development, LLC  | 02/22/2010 | 1.00:1   | 16,050.00 | 0.00     | 8,025.00  | 8,025.00  | 8,025.00  |

\* There are Multiple Respondent Names associated to this Case No.

## Appendix 6: List of SEP's & SEP Projects - FY2010

### Single Program

|    |                      |   |            |        |           |          |          |           |           |
|----|----------------------|---|------------|--------|-----------|----------|----------|-----------|-----------|
|    | POLLUTION PREVENTION | The Respondent shall contribute to the SEP offset amount to the Third-Party Recipient named above. The contribution will be to the Texas Association of Resource Conservation and Development Areas, Inc. to be used for the RC&D Abandoned Tire Clean-Up Program as set forth in an agreement between the Third-Party Recipient and the TCEQ. Specifically, the contribution will be used to clean-up sites where tires have been disposed of illegally. Eligible sites will be limited to those where a responsible party cannot be found and where reasonable efforts have been made to prevent the dumping. SEP monies will be used to pay for the direct cost of collecting and disposing of tires. All dollars contributed will be used solely for the direct cost of the project and no portion will be spent on administrative costs. The SEP will be done in accordance with all federal, state and local environmental laws and regulations.  |            |        |           |          | 8,025.00 | 8,025.00  |           |
| WQ | 39118                | City of East Tawakoni   | 08/09/2010 | 1.00:1 | 7,895.00  | 1,579.00 | 0.00     | 6,316.00  | 6,316.00  |
|    | POLLUTION PREVENTION | The Respondent shall contribute the SEP Amount to the Third-Party Recipient pursuant to the agreement between the Third-Party Recipient and the TCEQ. Specifically, the contribution will be used to provide local residents with a means of properly disposing household hazardous wastes such as paint, thinners, pesticides, oil and gas, corrosive cleaners, and fertilizers in one day collection events. SEP monies will be used to pay for the associated labor, materials, and disposal costs. Citizens will not be charged disposal fees. The project is administered in accordance with TCEQ guidance on household hazardous waste and in compliance with federal, state, and local environmental laws and regulations. All dollars contributed will be used solely for the direct cost of the project and no portion will be spent on administrative costs.<br><br>The Respondent certifies that there is no prior commitment to do this project and that it is being performed solely in an effort to settle this enforcement action. |            |        |           |          |          | 6,316.00  | 6,316.00  |
| WQ | 37671                | Kleinwood Joint Powers Board  | 02/07/2010 | 1.00:1 | 18,650.00 | 0.00     | 0.00     | 18,650.00 | 18,650.00 |
|    | POLLUTION PREVENTION | The Respondent shall contribute the SEP Offset Amount to the Third-Party Recipient named above. Trash Bash is an annual event that entails the use of volunteers to clean up trash and pollutants from Galveston Bay and waterways in the San Jacinto watershed. The project has resulted in the removal of an average of 141.7 tons of trash and 729 abandoned tires annually from these waterways. SEP monies will be used to pay for materials, supplies, disposal cost and transportation cost directly associated with the clean up of trash and pollutants from the Galveston Bay and waterways in the San Jacinto watershed.   |            |        |           |          |          | 18,650.00 | 18,650.00 |
| WQ | 37374                | City of Grapevine   | 10/04/2009 | 1.00:1 | 3,750.00  | 0.00     | 0.00     | 3,750.00  | 3,750.00  |
|    | POLLUTION PREVENTION | The Respondent shall hold a collection event to collect, properly dispose, or recycle household non-hazardous materials and electronics. Items to be collected will include, but not limited to, used motor oil, batteries, pesticides, antifreeze, televisions and computers. The Respondent shall offer a convenient drop off location at no cost to the public. The event will be advertised in a local newspaper to increase public awareness of and participation in the event. The Respondent shall use a qualified contractor to properly dispose of used oil, household chemicals, and electronics.   |            |        |           |          |          | 3,750.00  | 3,750.00  |
| WQ | 37587                | The Devereux Foundation   | 10/04/2009 | 1.00:1 | 4,160.00  | 832.00   | 0.00     | 3,328.00  | 3,328.00  |

\* There are Multiple Respondent Names associated to this Case No.

## Appendix 6: List of SEP's & SEP Projects - FY2010

### Single Program

|    |                      |  |  |        |           |          |      |           |           |
|----|----------------------|--|--|--------|-----------|----------|------|-----------|-----------|
|    | POLLUTION PREVENTION |  | The Respondent shall contribute to the Third-Party Recipient pursuant to the agreement between the Third-Party Recipient and the TCEQ. Specifically, the contribution will be used to cleanup rivers, lakes, and shorelines, by supplying project coordination, labor, supplies, and materials for cleanup events and by providing assistance with disposal fees for proper disposal of wastes collected at events. To maximize the event, cleanups will use volunteers for labor. All dollars contributed will be used solely for the direct cost of the project and no portion will be spent on administrative costs. The SEP will be done in accordance with all federal, state and local environmental laws and regulations. |        |           |          |      | 3,328.00  | 3,328.00  |
| WQ | 37412                | Texas Department of Transportation             | 09/21/2009   | 1.00:1 | 8,010.00  | 1,602.00 | 0.00 | 6,408.00  | 6,408.00  |
|    | POLLUTION PREVENTION |  | The Respondent shall contribute to the Third-Party Recipient pursuant to the agreement between the Third-Party Recipient and the TCEQ. Specifically, the contribution will be used to provide low income rural homeowners with assistance to enable the repair or replacement of their failing on-site wastewater systems. SEP monies will be used to pay for the labor and materials costs related to repairing or replacing the failing systems. The recipients will not be charged for the cost of replacing or repairing the failing systems.  |        |           |          |      | 6,408.00  | 6,408.00  |
| WQ | 37576                | Victoria County Wcid 1                         | 11/13/2009   | 1.00:1 | 34,676.00 | 0.00     | 0.00 | 34,676.00 | 34,676.00 |
|    | POLLUTION PREVENTION |  | The Respondent shall contribute to the Third-Party Recipient pursuant to the agreement between the Third-Party Recipient and the TCEQ. An environmental restoration project to improve and maintain the wetland habitat of the Myrtle Foester-Whitmire Unit of the Aransas National Wildlife Refuge (Refuge) for waterfowl and shorebirds. The Guadalupe-Blanco River Trust, Guadalupe-Blanco River Authority (GBRA), and the Aransas National Wildlife Refuge (Refuge) are engaging in a cooperative program to provide a more reliable supply of water to the Myrtle Foester-Whitmire Unit and to improve the efficiency of the delivery of freshwater to and within the Unit.   |        |           |          |      | 34,676.00 | 34,676.00 |
| WQ | 37870                | North Texas District Council Assemblies of God | 02/22/2010   | 1.00:1 | 21,423.00 | 4,284.00 | 0.00 | 17,139.00 | 17,139.00 |
|    | POLLUTION PREVENTION |  | The Respondent shall contribute to the Third-Party Recipient pursuant to the agreement between the Third-Party Recipient and the TCEQ. Specifically, the contribution will be used to provide low income rural homeowners with assistance to enable the repair or replacement of their failing on-site wastewater systems. SEP monies will be used to pay for the labor and materials costs related to repairing or replacing the failing systems. The recipients will not be charged for the cost of replacing or repairing the failing systems.  |        |           |          |      | 17,139.00 | 17,139.00 |
| WQ | 37241                | Harris County Municipal Utility District 109   | 09/21/2009   | 1.00:1 | 10,000.00 | 0.00     | 0.00 | 10,000.00 | 10,000.00 |
|    | POLLUTION PREVENTION |  | The Respondent shall contribute the SEP Offset Amount to the Third-Party Recipient named above. Trash Bash is an annual event that entails the use of volunteers to clean up trash and pollutants from Galveston Bay and waterways in the San Jacinto watershed. The project has resulted in the removal of an average of 141.7 tons of trash and 729 abandoned tires annually from these waterways. SEP monies will be used to pay for materials, supplies, disposal cost and transportation cost directly associated with the clean up of trash and pollutants from the Galveston Bay and waterways in the San Jacinto watershed.  |        |           |          |      | 10,000.00 | 10,000.00 |
| WQ | 38248                | City of Robinson                               | 04/25/2010   | 1.00:1 | 5,100.00  | 0.00     | 0.00 | 5,100.00  | 5,100.00  |

\* There are Multiple Respondent Names associated to this Case No.

## Appendix 6: List of SEP's & SEP Projects - FY2010

### Single Program

|    |                      |   |            |          |           |          |          |          |          |
|----|----------------------|---|------------|----------|-----------|----------|----------|----------|----------|
|    | POLLUTION PREVENTION | The Respondent shall contribute the SEP Offset Amount to the Third-Party Recipient named above. The contribution will be to Keep Texas Beautiful to be used for the Texas Waterways Cleanup Program. Specifically, the contribution will be used to cleanup rivers, lakes, and shorelines, by supplying project coordination, labor, supplies, and materials for cleanup events and by providing assistance with disposal fees for proper disposal of wastes collected at events. To maximize the event, cleanups will use volunteers for labor. All dollars contributed will be used solely for the direct cost of the project and no portion will be spent on administrative costs. The SEP will be done in accordance with all federal, state and local environmental laws and regulations.  | 5,100.00   | 5,100.00 |           |          |          |          |          |
| WQ | 37854                | Texas H2O, Inc.   | 02/07/2010 | 1.00:1   | 9,280.00  | 1,856.00 | 3,712.00 | 3,712.00 | 3,712.00 |
|    | POLLUTION PREVENTION | The Respondent shall contribute to the Third-Party Recipient pursuant to the agreement between the Third-Party Recipient and the TCEQ. Specifically, the contribution will be used to coordinate with city and/or county governmental officials regarding the clean up of sites where trash has been disposed of illegally. Eligible sites will be limited to those where a responsible party can not be identified and where there is no pre-existing obligation to clean up the site by the owner or the government. Additionally, reasonable efforts must have already been taken to prevent the dumping. SEP monies will be used to pay for the direct cost of collection and disposal of debris. All dollars contributed will be used solely for the direct cost of the project and no portion will be spent on administrative costs. The SEP will be done in accordance with all federal, state and local environmental laws and regulations. | 3,712.00   | 3,712.00 |           |          |          |          |          |
| WQ | 37745                | LCY Elastomers, L.P.  | 11/13/2009 | 1.00:1   | 24,125.00 | 4,825.00 | 9,650.00 | 9,650.00 | 9,650.00 |
|    | POLLUTION PREVENTION | The Respondent shall contribute the SEP Offset Amount to the Third-Party Recipient named above. Trash Bash is an annual event that entails the use of volunteers to clean up trash and pollutants from Galveston Bay and waterways in the San Jacinto watershed. The project has resulted in the removal of an average of 141.7 tons of trash and 729 abandoned tires annually from these waterways. SEP monies will be used to pay for materials, supplies, disposal cost and transportation cost directly associated with the clean up of trash and pollutants from the Galveston Bay and waterways in the San Jacinto watershed.   | 9,650.00   | 9,650.00 |           |          |          |          |          |
| WQ | 38869                | City of San Marcos  | 07/11/2010 | 1.00:1   | 4,750.00  | 950.00   | 0.00     | 3,800.00 | 3,800.00 |

\* There are Multiple Respondent Names associated to this Case No.

## Appendix 6: List of SEP's & SEP Projects - FY2010

### Single Program

|  |   |                                      |            |        |           |          |          |          |          |                      |   |  |  |  |  |  |          |          |
|--|---|--------------------------------------|------------|--------|-----------|----------|----------|----------|----------|----------------------|---|--|--|--|--|--|----------|----------|
| <table border="1" style="width: 100%;"> <tr> <td style="width: 10%;">POLLUTION PREVENTION</td> <td colspan="6"> <p>The Wenzel Tract Quarry is on an 85-acre property in Hays County, acquired by the Hill Country Conservancy and City of Austin to serve as an aquifer enhancement area for the Edwards Aquifer.</p> <p>This project involves using the quarry to capture and hold diverted storm flow until it can be absorbed or recharged into the aquifer. It has been estimated that the quarry could divert up to 275 acre feet of storm runoff into the aquifer annually. This would help protect against low or cessation of flow to Barton Springs, which is comprised of four springs that provide the only known habitat for two species of Plethodontid salamanders, <i>Eurycea sosorum</i>, the Barton Springs Salamander, and <i>Eurycea waterlooensis</i>, the Austin Blind Salamander. <i>Eurycea sosorum</i> was federally listed as endangered in 1998 and <i>Eurycea waterlooensis</i> is being evaluated for listing by the United States Fish and Wildlife Service. Additionally, the quarry is expected to attract nesting ducks and other waterfowl through mudflats and shallow water retention areas.</p> <p>Performing Party shall use SEP Funds on the property to:<br/>                     1) Remove invasive plants; 2) provide native plantings; 3) perform water sampling and analysis; 4) create mudflats and shallow water retention areas; 5) provide nesting structures for birds; 6) restore and enhance wetlands; and 7) construct diversion channel to capture storm flow for aquifer recharge enhancement.</p> </td> <td style="width: 10%;">3,800.00</td> <td style="width: 10%;">3,800.00</td> </tr> </table> |   |                                      |            |        |           |          |          |          |          | POLLUTION PREVENTION | <p>The Wenzel Tract Quarry is on an 85-acre property in Hays County, acquired by the Hill Country Conservancy and City of Austin to serve as an aquifer enhancement area for the Edwards Aquifer.</p> <p>This project involves using the quarry to capture and hold diverted storm flow until it can be absorbed or recharged into the aquifer. It has been estimated that the quarry could divert up to 275 acre feet of storm runoff into the aquifer annually. This would help protect against low or cessation of flow to Barton Springs, which is comprised of four springs that provide the only known habitat for two species of Plethodontid salamanders, <i>Eurycea sosorum</i>, the Barton Springs Salamander, and <i>Eurycea waterlooensis</i>, the Austin Blind Salamander. <i>Eurycea sosorum</i> was federally listed as endangered in 1998 and <i>Eurycea waterlooensis</i> is being evaluated for listing by the United States Fish and Wildlife Service. Additionally, the quarry is expected to attract nesting ducks and other waterfowl through mudflats and shallow water retention areas.</p> <p>Performing Party shall use SEP Funds on the property to:<br/>                     1) Remove invasive plants; 2) provide native plantings; 3) perform water sampling and analysis; 4) create mudflats and shallow water retention areas; 5) provide nesting structures for birds; 6) restore and enhance wetlands; and 7) construct diversion channel to capture storm flow for aquifer recharge enhancement.</p> |  |  |  |  |  | 3,800.00 | 3,800.00 |
| POLLUTION PREVENTION   | <p>The Wenzel Tract Quarry is on an 85-acre property in Hays County, acquired by the Hill Country Conservancy and City of Austin to serve as an aquifer enhancement area for the Edwards Aquifer.</p> <p>This project involves using the quarry to capture and hold diverted storm flow until it can be absorbed or recharged into the aquifer. It has been estimated that the quarry could divert up to 275 acre feet of storm runoff into the aquifer annually. This would help protect against low or cessation of flow to Barton Springs, which is comprised of four springs that provide the only known habitat for two species of Plethodontid salamanders, <i>Eurycea sosorum</i>, the Barton Springs Salamander, and <i>Eurycea waterlooensis</i>, the Austin Blind Salamander. <i>Eurycea sosorum</i> was federally listed as endangered in 1998 and <i>Eurycea waterlooensis</i> is being evaluated for listing by the United States Fish and Wildlife Service. Additionally, the quarry is expected to attract nesting ducks and other waterfowl through mudflats and shallow water retention areas.</p> <p>Performing Party shall use SEP Funds on the property to:<br/>                     1) Remove invasive plants; 2) provide native plantings; 3) perform water sampling and analysis; 4) create mudflats and shallow water retention areas; 5) provide nesting structures for birds; 6) restore and enhance wetlands; and 7) construct diversion channel to capture storm flow for aquifer recharge enhancement.</p> |                                      |            |        |           |          | 3,800.00 | 3,800.00 |          |                      |   |  |  |  |  |  |          |          |
| WQ   | 37772   | Texas Department of Transportation   | 12/18/2009 | 1.00:1 | 5,140.00  | 1,028.00 | 0.00     | 4,112.00 | 4,112.00 |                      |   |  |  |  |  |  |          |          |
| <table border="1" style="width: 100%;"> <tr> <td style="width: 10%;">POLLUTION PREVENTION</td> <td colspan="6"> <p>The Respondent shall contribute to the Third-Party Recipient pursuant to the agreement between the Third-Party Recipient and the TCEQ. Specifically, the contribution will be used to provide low income rural homeowners with assistance to enable the repair or replacement of their failing on-site wastewater systems. SEP monies will be used to pay for the labor and materials costs related to repairing or replacing the failing systems. The recipients will not be charged for the cost of replacing or repairing the failing systems.</p> </td> <td style="width: 10%;">4,112.00</td> <td style="width: 10%;">4,112.00</td> </tr> </table>  |   |                                      |            |        |           |          |          |          |          | POLLUTION PREVENTION | <p>The Respondent shall contribute to the Third-Party Recipient pursuant to the agreement between the Third-Party Recipient and the TCEQ. Specifically, the contribution will be used to provide low income rural homeowners with assistance to enable the repair or replacement of their failing on-site wastewater systems. SEP monies will be used to pay for the labor and materials costs related to repairing or replacing the failing systems. The recipients will not be charged for the cost of replacing or repairing the failing systems.</p>  |  |  |  |  |  | 4,112.00 | 4,112.00 |
| POLLUTION PREVENTION   | <p>The Respondent shall contribute to the Third-Party Recipient pursuant to the agreement between the Third-Party Recipient and the TCEQ. Specifically, the contribution will be used to provide low income rural homeowners with assistance to enable the repair or replacement of their failing on-site wastewater systems. SEP monies will be used to pay for the labor and materials costs related to repairing or replacing the failing systems. The recipients will not be charged for the cost of replacing or repairing the failing systems.</p>  |                                      |            |        |           |          | 4,112.00 | 4,112.00 |          |                      |   |  |  |  |  |  |          |          |
| WQ   | 38135   | LA FONTANA SPRINGS LLC               | 01/28/2010 | 1.00:1 | 13,000.00 | 2,600.00 | 5,200.00 | 5,200.00 | 5,200.00 |                      |   |  |  |  |  |  |          |          |
| <table border="1" style="width: 100%;"> <tr> <td style="width: 10%;">POLLUTION PREVENTION</td> <td colspan="6"> <p>The Respondent shall contribute to the Third-Party Recipient pursuant to the agreement between the Third-Party Recipient and the TCEQ. Specifically, the contribution will be used to clean-up sites where tires have been disposed of illegally. Eligible sites will be limited to those where a responsible party cannot be found and where reasonable efforts have been made to prevent the dumping. SEP monies will be used to pay for the direct cost of collecting and disposing of tires. All dollars contributed will be used solely for the direct cost of the project and no portion will be spent on administrative costs. The SEP will be done in accordance with all federal, state and local environmental laws and regulations.</p> <p>The Respondent certifies that there is no prior commitment to do this project and that it is being performed solely in an effort to settle this enforcement action.</p> </td> <td style="width: 10%;">5,200.00</td> <td style="width: 10%;">5,200.00</td> </tr> </table>  |   |                                      |            |        |           |          |          |          |          | POLLUTION PREVENTION | <p>The Respondent shall contribute to the Third-Party Recipient pursuant to the agreement between the Third-Party Recipient and the TCEQ. Specifically, the contribution will be used to clean-up sites where tires have been disposed of illegally. Eligible sites will be limited to those where a responsible party cannot be found and where reasonable efforts have been made to prevent the dumping. SEP monies will be used to pay for the direct cost of collecting and disposing of tires. All dollars contributed will be used solely for the direct cost of the project and no portion will be spent on administrative costs. The SEP will be done in accordance with all federal, state and local environmental laws and regulations.</p> <p>The Respondent certifies that there is no prior commitment to do this project and that it is being performed solely in an effort to settle this enforcement action.</p>  |  |  |  |  |  | 5,200.00 | 5,200.00 |
| POLLUTION PREVENTION   | <p>The Respondent shall contribute to the Third-Party Recipient pursuant to the agreement between the Third-Party Recipient and the TCEQ. Specifically, the contribution will be used to clean-up sites where tires have been disposed of illegally. Eligible sites will be limited to those where a responsible party cannot be found and where reasonable efforts have been made to prevent the dumping. SEP monies will be used to pay for the direct cost of collecting and disposing of tires. All dollars contributed will be used solely for the direct cost of the project and no portion will be spent on administrative costs. The SEP will be done in accordance with all federal, state and local environmental laws and regulations.</p> <p>The Respondent certifies that there is no prior commitment to do this project and that it is being performed solely in an effort to settle this enforcement action.</p>  |                                      |            |        |           |          | 5,200.00 | 5,200.00 |          |                      |   |  |  |  |  |  |          |          |
| WQ   | 37931   | North Texas Municipal Water District | 01/28/2010 | 1.00:1 | 5,600.00  | 1,120.00 | 0.00     | 4,480.00 | 4,480.00 |                      |   |  |  |  |  |  |          |          |

\* There are Multiple Respondent Names associated to this Case No.

## Appendix 6: List of SEP's & SEP Projects - FY2010

### Single Program

|    |                           |  |            |           |           |          |           |           |           |
|----|---------------------------|--|------------|-----------|-----------|----------|-----------|-----------|-----------|
|    | POLLUTION PREVENTION      | The Respondent shall contribute to the Third-Party Recipient pursuant to the agreement between the Third-Party Recipient and the TCEQ. Specifically, the contribution will be used to cleanup rivers, lakes, and shorelines, by supplying project coordination, labor, supplies, and materials for cleanup events and by providing assistance with disposal fees for proper disposal of wastes collected at events. To maximize the event, cleanups will use volunteers for labor. All dollars contributed will be used solely for the direct cost of the project and no portion will be spent on administrative costs. The SEP will be done in accordance with all federal, state and local environmental laws and regulations.                                       | 4,480.00   | 4,480.00  |           |          |           |           |           |
| WQ | 37216                     | St. Francis Village, Inc.  | 10/04/2009 | 1.00:1    | 6,680.00  | 1,336.00 | 0.00      | 5,344.00  | 5,344.00  |
|    | CLEAN UP                  | The Respondent shall hold a minimum of two one-day waterway cleanup events surrounding Lake Benbrook for the collection, recycling, and proper disposal of improperly disposed debris and wastes. The Respondent shall coordinate the events with the Corps of Engineers and shall use volunteers from the community, including a local Boy Scout Troop, to accomplish the events. Participating Boy Scouts may work toward earning merit badges for citizenship in the community, environmental science, and/or water conservation. Volunteers will collect and properly dispose of or recycle wastes surrounding Lake Benbrook shorelines. The events will be advertised in a local newspaper to increase public awareness and participation.                        | 5,344.00   | 5,344.00  |           |          |           |           |           |
| WQ | 36157                     | City of Kenedy   | 01/28/2010 | 1.00:1    | 4,075.00  | 0.00     | 0.00      | 4,075.00  | 4,075.00  |
|    | CLEAN UP                  | RC&D will coordinate with local city and county government officials to clean-up sites where tires have been disposed of illegally. Contributions will be used to clean up illegal tire sites. Eligible sites will be limited to areas where a responsible party can not be identified and where there is no preexisting obligation to clean up the site by the owner or government. SEP monies will be used for the direct cost of collection and disposal of debris and tires.   | 4,075.00   | 4,075.00  |           |          |           |           |           |
| WQ | 37055                     | Reynolds & Kay, Ltd.   | 09/21/2009 | 1.00:1    | 26,450.00 | 0.00     | 13,225.00 | 13,225.00 | 13,225.00 |
|    | ENVIRONMENTAL ENHANCEMENT | The Respondent shall contribute to the Third-Party Recipient pursuant to the agreement between the Third-Party Recipient and the TCEQ. Specifically, the Third-Party Recipient shall repair or replace failing water systems or on-site wastewater systems for low income homeowners. The Third-Party Recipient shall use SEP funds to pay for the labor and materials costs related to repairing or replacing the failing systems. The recipients will not be charged for the cost of replacing or repairing the failing systems. The Third-Party recipient shall use a consistent and documented system for determining eligible participants.   | 13,225.00  | 13,225.00 |           |          |           |           |           |
| WQ | 38859                     | Parker Pearson, L.P.   | 06/26/2010 | 1.00:1    | 20,000.00 | 4,000.00 | 8,000.00  | 8,000.00  | 8,000.00  |
|    | POLLUTION PREVENTION      | The Respondent shall contribute to the SEP offset amount to the Third-Party Recipient named above. The contribution will be to Texas Association of Resource Conservation and Development Areas, Inc. to be used for the RC&D Water or Wastewater Treatment Assistance Program as set forth in an agreement between the Third-Party Recipient and the TCEQ. Specifically, the contribution will be used to provide low income rural homeowners with assistance to enable the repair or replacement of their failing on-site wastewater systems. SEP monies will be used to pay for the labor and materials costs related to repairing or replacing the failing systems. The recipients will not be charged for the cost of replacing or repairing the failing systems. | 8,000.00   | 8,000.00  |           |          |           |           |           |
| WQ | 38951                     | City of Fort Worth   | 08/09/2010 | 1.00:1    | 7,550.00  | 0.00     | 0.00      | 7,550.00  | 7,550.00  |

\* There are Multiple Respondent Names associated to this Case No.

## Appendix 6: List of SEP's & SEP Projects - FY2010

### Single Program

|    |                      |                                    |   |        |          |          |          |          |          |
|----|----------------------|------------------------------------|---|--------|----------|----------|----------|----------|----------|
|    | POLLUTION PREVENTION |                                    | The Respondent shall contribute the SEP Offset Amount to the Third-Party Recipient named above. The contribution will be to Keep Texas Beautiful for the Stop Trashing Texas project as set forth in an agreement between the Third-Party Recipient and the TCEQ. Specifically, SEP funds will pay for the labor and disposal costs associated with cleanup of unauthorized trash dumps by supplying project coordination, labor, supplies, and materials for clean up events statewide. SEP funds used for this purpose shall be limited to the actual direct costs for the specific purpose necessary to meet the requirements of the SEP and no portion of the SEP funds will be spent on administrative costs related to this portion of the SEP. Trash dump cleanups may be coordinated with waste collection facilities and/or local governments to employ heavy machinery for the removal of large waste items. To the maximum extent possible, cleanups shall be accomplished with the use of volunteers from community groups, private companies, schools, and youth organizations. SEP Funds may be used for activities. This project will be administered in accordance with federal, state, and local environmental laws and regulations. |        |          |          | 7,550.00 | 7,550.00 |          |
| WQ | 38786                | City of Dallas                     | 08/30/2010  | 1.00:1 | 9,100.00 | 0.00     | 0.00     | 9,100.00 | 9,100.00 |
|    | POLLUTION PREVENTION |                                    | The Respondent shall contribute the SEP Offset Amount to the Third-Party Recipient named above. The contribution will be to Keep Texas Beautiful for the Stop Trashing Texas project as set forth in an agreement between the Third-Party Recipient and the TCEQ. Specifically, SEP funds will pay for the labor and disposal costs associated with cleanup of unauthorized trash dumps by supplying project coordination, labor, supplies, and materials for clean up events statewide. SEP funds used for this purpose shall be limited to the actual direct costs for the specific purpose necessary to meet the requirements of the SEP and no portion of the SEP funds will be spent on administrative costs related to this portion of the SEP. Trash dump cleanups may be coordinated with waste collection facilities and/or local governments to employ heavy machinery for the removal of large waste items. To the maximum extent possible, cleanups shall be accomplished with the use of volunteers from community groups, private companies, schools, and youth organizations. SEP Funds may be used for activities. This project will be administered in accordance with federal, state, and local environmental laws and regulations. |        |          |          | 9,100.00 | 9,100.00 |          |
| WQ | 37819                | City Public Service Of San Antonio | 02/22/2010  | 1.00:1 | 5,350.00 | 1,070.00 | 0.00     | 4,280.00 | 4,280.00 |
|    | POLLUTION PREVENTION |                                    | The Respondent shall contribute the SEP Offset Amount to the Third-Party Recipient named above. The contribution will be to Texas State University for the Continuous Water Quality Monitoring Network in Bell County as set forth in an agreement between the Third-Party Recipient and the TCEQ. Specifically, SEP monies will be used by the Recipient to install and/or support a continuous monitoring station that will collect water quality data every fifteen (15) minutes and report data to the TCEQ LEADS system every hour using cellular telemetry. The following water quality parameters will be measured: dissolved oxygen, temperature, specific conductance, pH, turbidity, and water level.   |        |          |          | 4,280.00 | 4,280.00 |          |
| WQ | 38948                | TXI Operations, LP                 | 07/11/2010  | 1.00:1 | 9,180.00 | 1,836.00 | 3,672.00 | 3,672.00 | 3,672.00 |

\* There are Multiple Respondent Names associated to this Case No.

## Appendix 6: List of SEP's & SEP Projects - FY2010

### Single Program

|    |                      |   |            |          |           |          |      |           |           |
|----|----------------------|---|------------|----------|-----------|----------|------|-----------|-----------|
|    | POLLUTION PREVENTION | The Respondent shall contribute the SEP Offset Amount to the Third-Party Recipient named above. The contribution will be to Keep Texas Beautiful for the Stop Trashing Texas project as set forth in an agreement between the Third-Party Recipient and the TCEQ. Specifically, SEP funds will pay for the labor and disposal costs associated with cleanup of unauthorized trash dumps by supplying project coordination, labor, supplies, and materials for clean up events statewide. SEP funds used for this purpose shall be limited to the actual direct costs for the specific purpose necessary to meet the requirements of the SEP and no portion of the SEP funds will be spent on administrative costs related to this portion of the SEP. Trash dump cleanups may be coordinated with waste collection facilities and/or local governments to employ heavy machinery for the removal of large waste items. To the maximum extent possible, cleanups shall be accomplished with the use of volunteers from community groups, private companies, schools, and youth organizations. SEP Funds may be used for activities. This project will be administered in accordance with federal, state, and local environmental laws and regulations. | 3,672.00   | 3,672.00 |           |          |      |           |           |
| WQ | 38661                | City of Krum  | 05/09/2010 | 1.00:1   | 4,860.00  | 972.00   | 0.00 | 3,888.00  | 3,888.00  |
|    | POLLUTION PREVENTION | The Respondent shall contribute the SEP Offset Amount to the Third-Party Recipient named above. The contribution will be to Keep Texas Beautiful for the Stop Trashing Texas project as set forth in an agreement between the Third-Party Recipient and the TCEQ. Specifically, SEP funds will pay for the labor and disposal costs associated with cleanup of unauthorized trash dumps by supplying project coordination, labor, supplies, and materials for clean up events statewide. SEP funds used for this purpose shall be limited to the actual direct costs for the specific purpose necessary to meet the requirements of the SEP and no portion of the SEP funds will be spent on administrative costs related to this portion of the SEP. Trash dump cleanups may be coordinated with waste collection facilities and/or local governments to employ heavy machinery for the removal of large waste items. To the maximum extent possible, cleanups shall be accomplished with the use of volunteers from community groups, private companies, schools, and youth organizations. SEP Funds may be used for activities. This project will be administered in accordance with federal, state, and local environmental laws and regulations. | 3,888.00   | 3,888.00 |           |          |      |           |           |
| WQ | 38313                | City of Big Spring  | 05/09/2010 | 1.00:1   | 7,290.00  | 1,458.00 | 0.00 | 5,832.00  | 5,832.00  |
|    | CLEAN UP             | The Respondent shall perform one or more cleanups of unauthorized trash and tire dumpsites in Howard County. The number of sites to be cleaned will be dependent upon the cost to clean each site. The Respondent shall spend at least the SEP Offset Amount and shall complete cleanup of at least one site. The Respondent shall ensure that it recycles, where possible, recyclable items removed from the sites. Eligible sites will be those where a responsible party cannot be found or is unable to clean the site and where reasonable efforts have been made to prevent the dumping. The Respondent shall post signs or implement other measures to ensure that the property owner implements measures to prevent future occurrences of illegal dumping. The Respondent shall ensure that cleanup areas lacking vegetation after completion of the cleanup shall be planted with native plants or vegetation to prevent erosion and resulting siltation.  | 5,832.00   | 5,832.00 |           |          |      |           |           |
| WQ | 37682                | San Antonio Water System  | 01/28/2010 | 1.00:1   | 46,000.00 | 0.00     | 0.00 | 46,000.00 | 46,000.00 |

\* There are Multiple Respondent Names associated to this Case No.



## Appendix 6: List of SEP's & SEP Projects - FY2010

### Single Program

|    |                      |                                      |   |        |          |          |           |           |          |
|----|----------------------|--------------------------------------|---|--------|----------|----------|-----------|-----------|----------|
|    | POLLUTION PREVENTION |                                      | The Respondent shall contribute the SEP Offset Amount to the Third-Party Recipient named above. The contribution will be to Texas State University for the Continuous Water Quality Monitoring Network in Bell County as set forth in an agreement between the Third-Party Recipient and the TCEQ. Specifically, SEP monies will be used by the Recipient to install and/or support a continuous monitoring station that will collect water quality data every fifteen (15) minutes and report data to the TCEQ LEADS system every hour using cellular telemetry. The following water quality parameters will be measured: dissolved oxygen, temperature, specific conductance, pH, turbidity, and water level.   |        |          |          | 46,000.00 | 46,000.00 |          |
| WQ | 37993                | City of Wellman                      | 02/07/2010  | 1.00:1 | 2,725.00 | 545.00   | 0.00      | 2,180.00  | 2,180.00 |
|    | POLLUTION PREVENTION |                                      | The Respondent shall contribute to the Third-Party Recipient pursuant to the agreement between the Third-Party Recipient and the TCEQ. Specifically, the contribution will be used to coordinate with city and/or county governmental officials regarding the clean up of sites where trash has been disposed of illegally. Eligible sites will be limited to those where a responsible party can not be identified and where there is no pre-existing obligation to clean up the site by the owner or the government. Additionally, reasonable efforts must have already been taken to prevent the dumping. SEP monies will be used to pay for the direct cost of collection and disposal of debris. All dollars contributed will be used solely for the direct cost of the project and no portion will be spent on administrative costs. The SEP will be done in accordance with all federal, state and local environmental laws and regulations. |        |          |          | 2,180.00  | 2,180.00  |          |
| WQ | 37520                | City of Teague                       | 09/21/2009  | 1.00:1 | 7,462.00 | 1,492.00 | 0.00      | 5,970.00  | 5,970.00 |
|    | POLLUTION PREVENTION |                                      | The Respondent shall contribute the SEP Amount to the Third-Party Recipient pursuant to the agreement between the Third-Party Recipient and the TCEQ. Specifically, the contribution will be used to provide local residents with a means of properly disposing household hazardous wastes such as paint, thinners, pesticides, oil and gas, corrosive cleaners, and fertilizers in one day collection events. SEP monies will be used to pay for the associated labor, materials, and disposal costs. Citizens will not be charged disposal fees. The project is administered in accordance with TCEQ guidance on household hazardous waste and in compliance with federal, state, and local environmental laws and regulations. All dollars contributed will be used solely for the direct cost of the project and no portion will be spent on administrative costs.  |        |          |          | 5,970.00  | 5,970.00  |          |
| WQ | 37405                | Texas Department of Criminal Justice | 09/21/2009  | 1.00:1 | 3,360.00 | 672.00   | 0.00      | 2,688.00  | 2,688.00 |
|    | POLLUTION PREVENTION |                                      | The Respondent will contribute to Brazoria County to provide assistance to low income homeowners to repair or replace failing or inadequately designed On-Site Sewage Facilities ("OSSFs") within the county. Many of the OSSFs currently in operation in Brazoria County are substandard and result in the release of sewage in residential areas, public rights-of-way, and waterways.<br><br>Brazoria County shall not charge homeowners for any portion of the cost of the project paid for by SEP funds.   |        |          |          | 2,688.00  | 2,688.00  |          |
| WQ | 37512                | City of Wellman                      | 11/13/2009  | 1.00:1 | 6,720.00 | 1,344.00 | 0.00      | 5,376.00  | 5,376.00 |

\* There are Multiple Respondent Names associated to this Case No.

## Appendix 6: List of SEP's & SEP Projects - FY2010

### Single Program

|    |                      |   |            |          |          |          |          |          |          |
|----|----------------------|---|------------|----------|----------|----------|----------|----------|----------|
|    | POLLUTION PREVENTION | The Respondent shall contribute to the Third-Party Recipient pursuant to the agreement between the Third-Party Recipient and the TCEQ. Specifically, the contribution will be used to coordinate with city and/or county governmental officials regarding the clean up of sites where trash has been disposed of illegally. Eligible sites will be limited to those where a responsible party can not be identified and where there is no pre-existing obligation to clean up the site by the owner or the government. Additionally, reasonable efforts must have already been taken to prevent the dumping. SEP monies will be used to pay for the direct cost of collection and disposal of debris. All dollars contributed will be used solely for the direct cost of the project and no portion will be spent on administrative costs. The SEP will be done in accordance with all federal, state and local environmental laws and regulations.   | 5,376.00   | 5,376.00 |          |          |          |          |          |
| WQ | 38367                | Webb County   | 04/25/2010 | 1.00:1   | 4,543.00 | 0.00     | 0.00     | 4,543.00 | 4,543.00 |
|    | CLEAN UP             | RC&D will coordinate with local city and county government officials to clean-up sites where tires have been disposed of illegally. Contributions will be used to clean up illegal tire sites. Eligible sites will be limited to areas where a responsible party can not be identified and where there is no preexisting obligation to clean up the site by the owner or government. SEP monies will be used for the direct cost of collection and disposal of debris and tires.  | 4,543.00   | 4,543.00 |          |          |          |          |          |
| WQ | 39030                | Texas Department of Criminal Justice  | 08/21/2010 | 1.00:1   | 1,880.00 | 376.00   | 0.00     | 1,504.00 | 1,504.00 |
|    | POLLUTION PREVENTION | The Respondent shall contribute the SEP Offset Amount to the Third-Party Recipient named above. The contribution will be to Keep Texas Beautiful for the Stop Trashing Texas project as set forth in an agreement between the Third-Party Recipient and the TCEQ. Specifically, SEP funds will pay for the labor and disposal costs associated with cleanup of unauthorized trash dumps by supplying project coordination, labor, supplies, and materials for clean up events statewide. SEP funds used for this purpose shall be limited to the actual direct costs for the specific purpose necessary to meet the requirements of the SEP and no portion of the SEP funds will be spent on administrative costs related to this portion of the SEP. Trash dump cleanups may be coordinated with waste collection facilities and/or local governments to employ heavy machinery for the removal of large waste items. To the maximum extent possible, cleanups shall be accomplished with the use of volunteers from community groups, private companies, schools, and youth organizations. SEP Funds may be used for activities. This project will be administered in accordance with federal, state, and local environmental laws and regulations. | 1,504.00   | 1,504.00 |          |          |          |          |          |
| WQ | 37618                | Stallion Oilfield Services Ltd.   | 11/13/2009 | 1.00:1   | 7,360.00 | 1,472.00 | 2,944.00 | 2,944.00 | 2,944.00 |
|    | POLLUTION PREVENTION | The Respondent shall contribute to the Third-Party Recipient pursuant to the agreement between the Third-Party Recipient and the TCEQ. Specifically, the contribution will be used to coordinate with city and/or county governmental officials regarding the clean up of sites where trash has been disposed of illegally. Eligible sites will be limited to those where a responsible party can not be identified and where there is no pre-existing obligation to clean up the site by the owner or the government. Additionally, reasonable efforts must have already been taken to prevent the dumping. SEP monies will be used to pay for the direct cost of collection and disposal of debris. All dollars contributed will be used solely for the direct cost of the project and no portion will be spent on administrative costs. The SEP will be done in accordance with all federal, state and local environmental laws and regulations.   | 2,944.00   | 2,944.00 |          |          |          |          |          |
| WQ | 38682                | City of Santa Rosa  | 06/26/2010 | 1.00:1   | 3,125.00 | 625.00   | 0.00     | 2,500.00 | 2,500.00 |

\* There are Multiple Respondent Names associated to this Case No.

## Appendix 6: List of SEP's & SEP Projects - FY2010

### Single Program

|    |                      |  |            |        |           |          |           |           |           |
|----|----------------------|--|------------|--------|-----------|----------|-----------|-----------|-----------|
|    | POLLUTION PREVENTION | The Respondent shall contribute to the SEP offset amount to the Third-Party Recipient named above. The contribution will be to Texas Association of Resource Conservation and Development Areas, Inc. to be used for the RC&D Abandoned Tire Clean-Up Program as set forth in an agreement between the Third-Party Recipient and the TCEQ. Specifically, the contribution will be used to clean-up sites where tires have been disposed of illegally. Eligible sites will be limited to those where a responsible party cannot be found and where reasonable efforts have been made to prevent the dumping. SEP monies will be used to pay for the direct cost of collecting and disposing of tires. All dollars contributed will be used solely for the direct cost of the project and no portion will be spent on administrative costs. The SEP will be done in accordance with all federal, state and local environmental laws and regulations. |            |        |           |          | 2,500.00  | 2,500.00  |           |
| WQ | 37500                | City of Sabinal  | 10/31/2009 | 1.00:1 | 5,540.00  | 0.00     | 0.00      | 5,540.00  | 5,540.00  |
|    | POLLUTION PREVENTION | The Respondent shall contribute to the Third-Party Recipient pursuant to the agreement between the Third-Party Recipient and the TCEQ. Specifically, the contribution will be used to clean-up sites where tires have been disposed of illegally. Eligible sites will be limited to those where a responsible party cannot be found and where reasonable efforts have been made to prevent the dumping. SEP monies will be used to pay for the direct cost of collecting and disposing of tires. All dollars contributed will be used solely for the direct cost of the project and no portion will be spent on administrative costs. The SEP will be done in accordance with all federal, state and local environmental laws and regulations.   |            |        |           |          | 5,540.00  | 5,540.00  |           |
| WQ | 37910                | City of Bridgeport   | 02/22/2010 | 1.00:1 | 12,000.00 | 2,400.00 | 0.00      | 9,600.00  | 9,600.00  |
|    | POLLUTION PREVENTION | The Respondent shall contribute to the Third-Party Recipient pursuant to the agreement between the Third-Party Recipient and the TCEQ. Specifically, the Third-Party Recipient shall repair or replace failing water systems or on-site wastewater systems for low income homeowners. The Third-Party Recipient shall use SEP funds to pay for the labor and materials costs related to repairing or replacing the failing systems. The recipients will not be charged for the cost of replacing or repairing the failing systems. The Third-Party recipient shall use a consistent and documented system for determining eligible participants.   |            |        |           |          | 9,600.00  | 9,600.00  |           |
| WQ | 37982                | City of Brazoria   | 02/22/2010 | 1.00:1 | 38,420.00 | 0.00     | 0.00      | 38,420.00 | 38,420.00 |
|    | POLLUTION PREVENTION | The Respondent shall contribute to the Third-Party Recipient pursuant to the agreement between the Third-Party Recipient and the TCEQ. Brazoria County shall provide assistance to low-income homeowners to repair or replace failing or inadequately designed On-Site Sewage Facilities ("OSSFs") within the county. Many of the OSSFs currently in operation in Brazoria County are substandard and result in the release of sewage in residential areas, public rights-of-way, and waterways.   |            |        |           |          | 38,420.00 | 38,420.00 |           |
| WQ | 37792                | Warren Independent School District   | 11/13/2009 | 1.00:1 | 4,400.00  | 880.00   | 0.00      | 3,520.00  | 3,520.00  |

\* There are Multiple Respondent Names associated to this Case No.

## Appendix 6: List of SEP's & SEP Projects - FY2010

### Single Program

|  |       |  |               |                     |                   |                     |                     |                     |           |
|--|-------|--|---------------|---------------------|-------------------|---------------------|---------------------|---------------------|-----------|
| POLLUTION PREVENTION                       |       | The Respondent shall contribute to the Third-Party Recipient pursuant to the agreement between the Third-Party Recipient and the TCEQ. Specifically, the contribution will be used to aid local school districts, area transit agencies, and local governments in need of funding assistance to pay for the cost of the following activities to reduce emissions: 1) replacing older diesel buses with alternative fuelled or clean diesel buses; or 2) retrofitting older diesel buses with new, cleaner technology. The funds will be disbursed on a needs-rated basis, using non-attainment area status, condition of buses, and economic status of the recipient as possible rating factors if competition for the funds exists. To maximize funds, retrofitting will take priority over replacement of buses. Older buses deemed not suitable for retrofitting will be permanently retired and sold only for scrap. | 3,520.00      | 3,520.00            |                   |                     |                     |                     |           |
| WQ   | 39113 | City of Nome   | 07/11/2010    | 1.00:1              | 21,510.00         | 4,302.00            | 0.00                | 17,208.00           | 17,208.00 |
| POLLUTION PREVENTION                       |       | The Respondent shall contribute the SEP Offset Amount to the Third-Party Recipient named above. The contribution will be to Jefferson County Government to be used for the Cheek Community First Time Sewer Service for Low Income Home Owners project. Specifically, SEP monies will be used to provide first time sewer service for low-income residential customers in the Candlelight and Martel Subdivisions (Cheek Community) located in the western area of Jefferson County. This area has open sewage pits or poorly maintained septic systems which are a hazard to human health and the environment. SEP Funds will be used to install wastewater infrastructure and a low pressure sewer system consisting of grinder pump stations located at each home. The project will be administered in accordance with federal, state, and local environmental laws and regulations.                                  | 17,208.00     | 17,208.00           |                   |                     |                     |                     |           |
| <b>Count of Single Program Orders: 214</b> |       |  | <b>Total:</b> | <b>6,941,607.00</b> | <b>743,658.00</b> | <b>2,694,619.00</b> | <b>1,503,330.00</b> | <b>1,503,330.00</b> |           |

\* There are Multiple Respondent Names associated to this Case No.

## Appendix 6: List of SEP's & SEP Projects - FY2010

### Multi-Media Program

Date Range Selected : 09/01/2009 - 08/31/2010

| PGM | Case No. | Respondent Name                | Effective Date   | Ratio  | Assessed Amt | Deferred Amt | Payable Amt | SEP Cost  | SEP Offset |
|-----|----------|--------------------------------|--|--------|--------------|--------------|-------------|-----------|------------|
| MM  | 37478    | City of Brady                  | 10/04/2009   | 1.00:1 | 3,775.00     | 0.00         | 0.00        | 3,775.00  | 3,775.00   |
|     |          | POLLUTION PREVENTION           | The Respondent shall contribute to the Third-Party Recipient pursuant to the agreement between the Third-Party Recipient and the TCEQ. Specifically, the contribution will be used to clean-up sites where tires have been disposed of illegally. Eligible sites will be limited to those where a responsible party cannot be found and where reasonable efforts have been made to prevent the dumping. SEP monies will be used to pay for the direct cost of collecting and disposing of tires. All dollars contributed will be used solely for the direct cost of the project and no portion will be spent on administrative costs. The SEP will be done in accordance with all federal, state and local environmental laws and regulations. |        |              |              |             | 3,775.00  | 3,775.00   |
| MM  | 37011    | A-1 LUFKIN RENTAL CENTER, INC. | 11/27/2009   | 1.00:1 | 3,250.00     | 0.00         | 1,625.00    | 1,625.00  | 1,625.00   |
|     |          | CLEAN UP                       | Angelina Beautiful Clean (AB/C) is an affiliate member of Keep Texas Beautiful and sponsors cleanups throughout Angelina County, participates in the Texas Recycles Day, and provides information to the public about recycling and the benefits to maintaining a clean and healthy environment. Cleanup events will collect and properly dispose of illegally dumped waste in Angelina County.<br><br>Eligible sites will be limited to areas where a responsible party can not be identified and where there is no preexisting obligation to clean up the site by the owner.   |        |              |              |             | 1,625.00  | 1,625.00   |
| MM  | 37518    | City Of Robert Lee             | 10/24/2009   | 1.00:1 | 11,174.00    | 0.00         | 0.00        | 11,174.00 | 11,174.00  |
|     |          | POLLUTION PREVENTION           | The Respondent shall contribute to the Third-Party Recipient pursuant to the agreement between the Third-Party Recipient and the TCEQ. Specifically, the contribution will be used to clean-up sites where tires have been disposed of illegally. Eligible sites will be limited to those where a responsible party cannot be found and where reasonable efforts have been made to prevent the dumping. SEP monies will be used to pay for the direct cost of collecting and disposing of tires. All dollars contributed will be used solely for the direct cost of the project and no portion will be spent on administrative costs. The SEP will be done in accordance with all federal, state and local environmental laws and regulations. |        |              |              |             | 11,174.00 | 11,174.00  |
| MM  | 38329    | Irion County                   | 03/20/2010   | 1.00:1 | 1,900.00     | 380.00       | 0.00        | 1,520.00  | 1,520.00   |
|     |          | POLLUTION PREVENTION           | The Respondent shall contribute to the Third-Party Recipient pursuant to the agreement between the Third-Party Recipient and the TCEQ. Specifically, the contribution will be used purchase equipment for activities related to recycling efforts at the Citizen's Recycling Center. The center is open to the general public and currently accepts glass, plastics, e-waste, paper, aluminium, mixed metals, appliances, oil and filters, and batteries. All dollars contributed will be used solely for the direct cost of the project and no portion will be spent on administrative costs. The SEP will be done in accordance with all federal, state and local environmental laws and regulations.  |        |              |              |             | 1,520.00  | 1,520.00   |
| MM  | 36653    | US Ecology Texas, Inc.         | 10/18/2009   | 1.00:1 | 92,650.00    | 18,530.00    | 37,060.00   | 37,060.00 | 37,060.00  |

\* There are Multiple Respondent Names associated to this Case No.

## Appendix 6: List of SEP's & SEP Projects - FY2010

### Multi-Media Program

|                           |  |           |           |
|---------------------------|--|-----------|-----------|
| ENVIRONMENTAL ENHANCEMENT | <p>The Respondent shall contribute to the Third-Party Recipient pursuant to the agreement between the Third-Party Recipient and the TCEQ. Specifically, the contribution will be used for the Colonial Waterbird Rookery Island Enhancement Project. Shamrock and Causeway Islands are important rookery islands with heavy bird usage that are experiencing significant loss of wetland and rookery habitat due to dredging activities and erosion from waves and ships. SEP monies will be used to pay for the labor and material costs associated with preventing erosion in the unprotected areas of the islands and restoring parts of the islands that have suffered from erosion. The project will protect critical bird habitat and also enhance the wetlands.</p> | 37,060.00 | 37,060.00 |
|---------------------------|--|-----------|-----------|

|   |              |              |            |              |              |              |
|---|--------------|--------------|------------|--------------|--------------|--------------|
| <b>Count of Multi-Media Program Orders: 5</b> | Total:       | 112,749.00   | 18,910.00  | 38,685.00    | 55,154.00    | 55,154.00    |
| <b>Grand Total Count of Orders: 219</b>       | Grand Total: | 7,054,356.00 | 762,568.00 | 2,733,304.00 | 3,558,484.00 | 3,558,484.00 |

\* There are Multiple Respondent Names associated to this Case No.

## Appendix 7: List of Administrative Orders Issued FY2009

### Singles Programs

Date Range Selected : 09/01/2008 - 08/31/2009

| PGM                           | Case No. | Respondent Name                           | TCEQ ID | County    | Order Date | Penalty Assessed | Penalty Deferred | Payable Amount  | SEP Cost    | SEP Offset  |
|-------------------------------|----------|---|---------|-----------|------------|------------------|------------------|-----------------|-------------|-------------|
| AIREI                         | 36104    | Atrium Companies, Inc.                    | DB4192G | DALLAS    | 1/30/2009  | 770.00           | 154.00           | 616.00          | 0.00        | 0.00        |
| AIREI                         | 36362    | Mansfield Plumbing Products LLC           | RL0008A | RUSK      | 2/22/2009  | 1,050.00         | 210.00           | 840.00          | 0.00        | 0.00        |
| <b>Subtotal for AIREI : 2</b> |          |   |         |           |            | <b>1,820.00</b>  | <b>364.00</b>    | <b>1,456.00</b> | <b>0.00</b> | <b>0.00</b> |
| AQ                            | 35655    | Owens Corning Composite Materials, LLC    | RB0010D | RANDALL   | 9/22/2008  | 14,900.00        | 2,980.00         | 11,920.00       | 0.00        | 0.00        |
| AQ                            | 35295    | La Porte Methanol Company, L.P.           | 2291    | HARRIS    | 9/22/2008  | 3,925.00         | 785.00           | 1,570.00        | 1,570.00    | 1,570.00    |
| AQ                            | 34676    | Belvan Corp.                              | CZ0006F | CROCKETT  | 9/22/2008  | 3,000.00         | 600.00           | 2,400.00        | 0.00        | 0.00        |
| AQ                            | 35383    | Diamond Shamrock Refining Company, L.P.   | LK0009T | LIVE OAK  | 9/22/2008  | 15,352.00        | 3,070.00         | 12,282.00       | 0.00        | 0.00        |
| AQ                            | 29997    | Exxon Mobil Corporation                   | 18287   | HARRIS    | 9/22/2008  | 10,000.00        | 0.00             | 10,000.00       | 0.00        | 0.00        |
| AQ                            | 34346    | Murphy Oil USA, Inc.                      |         | EL PASO   | 9/22/2008  | 7,520.00         | 1,504.00         | 6,016.00        | 0.00        | 0.00        |
| AQ                            | 35484    | Lee's United Construction Services, Inc.  | 919175M | ZAPATA    | 9/22/2008  | 2,700.00         | 540.00           | 2,160.00        | 0.00        | 0.00        |
| AQ                            | 34300    | Equistar Chemicals, LP                    | MH0040N | MATAGORDA | 9/22/2008  | 51,984.00        | 10,396.00        | 20,794.00       | 20,794.00   | 20,794.00   |
| AQ                            | 35740    | Miller Breweries West Limited Partnership | TA0235N | TARRANT   | 9/22/2008  | 1,975.00         | 395.00           | 1,580.00        | 0.00        | 0.00        |
| AQ                            | 34902    | Shell Oil Company                         | 21262   | HARRIS    | 9/22/2008  | 80,000.00        | 0.00             | 40,000.00       | 40,000.00   | 40,000.00   |
| AQ                            | 35213    | SABINA PETROCHEMICALS LLC                 | 41945   | JEFFERSON | 9/22/2008  | 19,400.00        | 3,880.00         | 7,760.00        | 7,760.00    | 7,760.00    |
| AQ                            | 35503    | Motiva Enterprises LLC                    | JE0095D | JEFFERSON | 9/22/2008  | 9,350.00         | 1,870.00         | 3,740.00        | 3,740.00    | 3,740.00    |
| AQ                            | 35524    | KM Aviation, Inc.                         | 86083   | GRAYSON   | 9/22/2008  | 2,000.00         | 400.00           | 1,600.00        | 0.00        | 0.00        |
| AQ                            | 35319    | Texas Petrochemicals LP                   | JEA007G | JEFFERSON | 9/22/2008  | 7,300.00         | 1,460.00         | 5,840.00        | 0.00        | 0.00        |
| AQ                            | 35313    | BROTHERS MATERIALS, LTD                   | WE0319D | WEBB      | 9/22/2008  | 3,000.00         | 600.00           | 2,400.00        | 0.00        | 0.00        |
| AQ                            | 30876    | Ya Razzak, Inc.                           | EE1961R | EL PASO   | 9/22/2008  | 1,200.00         | 0.00             | 1,200.00        | 0.00        | 0.00        |
| AQ                            | 34602    | Shell Chemical LP                         | HG0659W | HARRIS    | 9/22/2008  | 70,415.00        | 0.00             | 35,208.00       | 35,207.00   | 35,207.00   |
| AQ                            | 35079    | CICALO, SAM                               |         | WISE      | 9/22/2008  | 6,300.00         | 1,260.00         | 5,040.00        | 0.00        | 0.00        |
| AQ                            | 35334    | Seminole Pipeline Company                 | FG0247O | FORT BEND | 9/22/2008  | 10,500.00        | 2,100.00         | 4,200.00        | 4,200.00    | 4,200.00    |
| AQ                            | 35342    | McWane, Inc.                              | SK0041T | SMITH     | 10/6/2008  | 12,950.00        | 2,590.00         | 10,360.00       | 0.00        | 0.00        |
| AQ                            | 35135    | Rohm and Haas Texas Incorporated          | HG0632T | HARRIS    | 10/6/2008  | 81,400.00        | 16,280.00        | 32,560.00       | 32,560.00   | 32,560.00   |
| AQ                            | 35674    | Equistar Chemicals, LP                    | 4634B   | BRAZORIA  | 10/6/2008  | 7,375.00         | 1,475.00         | 5,900.00        | 0.00        | 0.00        |
| AQ                            | 35304    | Exxon Mobil Corporation                   | 18287   | HARRIS    | 10/6/2008  | 65,300.00        | 13,060.00        | 26,120.00       | 26,120.00   | 26,120.00   |
| AQ                            | 35656    | Chevron Phillips Chemical Company, LP     | 19718   | BRAZORIA  | 10/6/2008  | 3,213.00         | 642.00           | 1,286.00        | 1,285.00    | 1,285.00    |
| AQ                            | 35791    | DCP Midstream, LP                         | HD0014P | HANSFORD  | 10/6/2008  | 2,575.00         | 515.00           | 2,060.00        | 0.00        | 0.00        |
| AQ                            | 34587    | HERNANDEZ, ADELFO                         |         | DALLAS    | 10/6/2008  | 450.00           | 90.00            | 360.00          | 0.00        | 0.00        |
| AQ                            | 35961    | J.C. Evans Construction Co., LP           |         | BEXAR     | 10/6/2008  | 1,900.00         | 380.00           | 1,520.00        | 0.00        | 0.00        |
| AQ                            | 35594    | McGuffey Group, Inc.                      | 84873   | HARRIS    | 10/23/2008 | 2,000.00         | 400.00           | 1,600.00        | 0.00        | 0.00        |
| AQ                            | 35892    | Union Carbide Corporation                 | 48653   | CALHOUN   | 10/23/2008 | 5,250.00         | 1,050.00         | 4,200.00        | 0.00        | 0.00        |
| AQ                            | 35595    | E. I. du Pont de Nemours and Company      | OC0007J | ORANGE    | 10/23/2008 | 13,350.00        | 2,670.00         | 10,680.00       | 0.00        | 0.00        |
| AQ                            | 35499    | Texas Petrochemicals LP                   | 20485   | JEFFERSON | 10/23/2008 | 3,224.00         | 644.00           | 2,580.00        | 0.00        | 0.00        |
| AQ                            | 35696    | Equistar Chemicals, LP                    | 4682B   | NUECES    | 10/23/2008 | 6,000.00         | 1,200.00         | 2,400.00        | 2,400.00    | 2,400.00    |
| AQ                            | 18611    | Southwestern Electric Power Company       | TF0012D | TITUS     | 10/23/2008 | 98,176.00        | 0.00             | 49,088.00       | 49,088.00   | 49,088.00   |

## Singles Programs

## Appendix 7: List of Administrative Orders Issued FY2009

Date Range Selected : 09/01/2008 - 08/31/2009

| PGM | Case No. | Respondent Name                             | TCEQ ID    | County     | Order Date | Penalty Assessed | Penalty Deferred | Payable Amount | SEP Cost   | SEP Offset |
|-----|----------|---|------------|------------|------------|------------------|------------------|----------------|------------|------------|
| AQ  | 35667    | Chevron Phillips Chemical Company, LP       | BL0758C    | BRAZORIA   | 10/23/2008 | 7,000.00         | 1,400.00         | 5,600.00       | 0.00       | 0.00       |
| AQ  | 35629    | Dolphin Petroleum, LP                       | 257        | REFUGIO    | 10/23/2008 | 2,300.00         | 460.00           | 1,840.00       | 0.00       | 0.00       |
| AQ  | 6513     | Newell Recycling of San Antonio, L.P. *     | 8185       | BEXAR      | 10/23/2008 | 85,000.00        | 0.00             | 85,000.00      | 0.00       | 0.00       |
| AQ  | 10718    | ExxonMobil Oil Corporation                  | JE0062S    | JEFFERSON  | 10/23/2008 | 23,938.00        | 0.00             | 23,938.00      | 0.00       | 0.00       |
| AQ  | 35324    | Sunoco, Inc. (R&M)                          | 5572B      | HARRIS     | 10/23/2008 | 4,850.00         | 970.00           | 3,880.00       | 0.00       | 0.00       |
| AQ  | 35598    | The Dow Chemical Company                    | 834        | BRAZORIA   | 10/23/2008 | 20,000.00        | 4,000.00         | 8,000.00       | 8,000.00   | 8,000.00   |
| AQ  | 35785    | Oiltanking Beaumont Partners, L.P.          | 21356      | JEFFERSON  | 10/23/2008 | 2,650.00         | 530.00           | 2,120.00       | 0.00       | 0.00       |
| AQ  | 35528    | J. Cleo Thompson Investment Management, LLC | CZ0035V    | CROCKETT   | 10/23/2008 | 3,625.00         | 725.00           | 2,900.00       | 0.00       | 0.00       |
| AQ  | 34555    | TOTAL PETROCHEMICALS USA, INC.              | JE0005H    | JEFFERSON  | 10/23/2008 | 529,300.00       | 105,860.00       | 211,720.00     | 211,720.00 | 211,720.00 |
| AQ  | 35525    | Ash Grove Texas, L.P.                       | ED0034O    | ELLIS      | 10/23/2008 | 16,725.00        | 3,345.00         | 6,690.00       | 6,690.00   | 6,690.00   |
| AQ  | 35938    | LoneStar Fiberglass Pools, LLC              | 2808       | GUADALUPE  | 10/23/2008 | 2,575.00         | 515.00           | 2,060.00       | 0.00       | 0.00       |
| AQ  | 35551    | The Goodyear Tire & Rubber Company          | 22110      | JEFFERSON  | 10/23/2008 | 16,650.00        | 3,330.00         | 6,660.00       | 6,660.00   | 6,660.00   |
| AQ  | 35764    | Air Liquide Large Industries U.S. LP        | 73110      | HARRIS     | 10/23/2008 | 3,950.00         | 790.00           | 3,160.00       | 0.00       | 0.00       |
| AQ  | 35979    | Houston Refining LP                         | 2167       | HARRIS     | 10/23/2008 | 10,000.00        | 2,000.00         | 4,000.00       | 4,000.00   | 4,000.00   |
| AQ  | 12364    | ExxonMobil Oil Corporation                  | JE0062S    | JEFFERSON  | 10/23/2008 | 14,241.00        | 0.00             | 14,241.00      | 0.00       | 0.00       |
| AQ  | 35816    | Valero Refining-Texas, L.P.                 | HG0130C    | HARRIS     | 10/23/2008 | 19,800.00        | 3,960.00         | 7,920.00       | 7,920.00   | 7,920.00   |
| AQ  | 35227    | DCP Midstream, LP                           | 79063      | CRANE      | 11/6/2008  | 72,600.00        | 0.00             | 36,300.00      | 36,300.00  | 36,300.00  |
| AQ  | 35850    | PD Glycol LP                                | JE0049K    | JEFFERSON  | 11/6/2008  | 5,500.00         | 1,100.00         | 2,200.00       | 2,200.00   | 2,200.00   |
| AQ  | 35810    | Equistar Chemicals, LP                      | 6257E      | HARRIS     | 11/6/2008  | 5,650.00         | 1,130.00         | 2,260.00       | 2,260.00   | 2,260.00   |
| AQ  | 35454    | Enbridge Pipelines (NE Texas) L.P.          | 2961       | CAMP       | 11/6/2008  | 12,954.00        | 2,590.00         | 10,364.00      | 0.00       | 0.00       |
| AQ  | 35554    | Permian Tank & Manufacturing, Inc.          | 16285      | ECTOR      | 11/6/2008  | 42,500.00        | 8,500.00         | 34,000.00      | 0.00       | 0.00       |
| AQ  | 36038    | Mobile Mini I, Inc.                         | 25503      | DALLAS     | 11/6/2008  | 2,100.00         | 420.00           | 1,680.00       | 0.00       | 0.00       |
| AQ  | 35768    | Mobil Chemical Company Inc.                 | JE0065M    | JEFFERSON  | 11/6/2008  | 2,725.00         | 545.00           | 1,090.00       | 1,090.00   | 1,090.00   |
| AQ  | 34213    | Shell Chemical LP                           | HG0659W    | HARRIS     | 11/6/2008  | 31,540.00        | 0.00             | 15,770.00      | 15,770.00  | 15,770.00  |
| AQ  | 33027    | Exxon Mobil Corporation                     | 18287      | HARRIS     | 11/6/2008  | 30,000.00        | 0.00             | 30,000.00      | 0.00       | 0.00       |
| AQ  | 35737    | BP Amoco Chemical Company                   | GB0001R    | GALVESTON  | 11/6/2008  | 10,000.00        | 2,000.00         | 8,000.00       | 0.00       | 0.00       |
| AQ  | 34552    | Gulf Coast Composite Marine Specialist Inc. | GB0672K    | GALVESTON  | 11/6/2008  | 3,300.00         | 0.00             | 1,650.00       | 1,650.00   | 1,650.00   |
| AQ  | 35854    | Atlas Pipeline Mid-Continent WestTex, LLC   | 440        | REAGAN     | 11/6/2008  | 1,875.00         | 375.00           | 1,500.00       | 0.00       | 0.00       |
| AQ  | 35658    | Gulf South Pipeline Company, LP             | 455        | POLK       | 11/6/2008  | 7,800.00         | 1,560.00         | 3,120.00       | 3,120.00   | 3,120.00   |
| AQ  | 35280    | Sid Richardson Carbon, LTD                  | HW0017R    | HUTCHINSON | 11/6/2008  | 24,072.00        | 4,814.00         | 19,258.00      | 0.00       | 0.00       |
| AQ  | 34199    | Enterprise Products Operating LLC           | CI0008R    | CHAMBERS   | 11/6/2008  | 541,450.00       | 0.00             | 270,725.00     | 270,725.00 | 270,725.00 |
| AQ  | 35561    | Owens Corning Roofing and Asphalt, LLC      | DB0632E    | *MULTIPLE  | 11/6/2008  | 28,055.00        | 5,611.00         | 22,444.00      | 0.00       | 0.00       |
| AQ  | 35364    | TOTAL PETROCHEMICALS USA, INC.              | JE0005H    | JEFFERSON  | 11/6/2008  | 59,329.00        | 11,865.00        | 23,732.00      | 23,732.00  | 23,732.00  |
| AQ  | 35946    | Hess Corporation                            | PSDTX328M3 | GAINES     | 11/6/2008  | 1,975.00         | 395.00           | 1,580.00       | 0.00       | 0.00       |
| AQ  | 14112    | NEGRETE, ROBERTO                            |            | DALLAS     | 11/12/2008 | 1,250.00         | 0.00             | 1,250.00       | 0.00       | 0.00       |
| AQ  | 35603    | Hill-Lake Gas Storage, L.P.                 | EA0014H    | EASTLAND   | 11/17/2008 | 94,950.00        | 18,990.00        | 37,980.00      | 37,980.00  | 37,980.00  |
| AQ  | 29089    | Formosa Plastics Corporation, Texas         | 7699       | CALHOUN    | 11/17/2008 | 121,443.00       | 0.00             | 60,722.00      | 60,721.00  | 60,721.00  |
| AQ  | 35881    | INEOS USA LLC                               | 95         | BRAZORIA   | 11/17/2008 | 17,400.00        | 3,480.00         | 13,920.00      | 0.00       | 0.00       |



## Singles Programs

## Appendix 7: List of Administrative Orders Issued FY2009

Date Range Selected : 09/01/2008 - 08/31/2009

| PGM | Case No. | Respondent Name                              | TCEQ ID    | County       | Order Date | Penalty Assessed | Penalty Deferred | Payable Amount | SEP Cost   | SEP Offset |
|-----|----------|--|------------|--------------|------------|------------------|------------------|----------------|------------|------------|
| AQ  | 35995    | Copano Processing, L.P.                      | CR0020C    | COLORADO     | 11/17/2008 | 6,250.00         | 1,250.00         | 5,000.00       | 0.00       | 0.00       |
| AQ  | 35886    | Williamson Printing Corporation              | 1859       | DALLAS       | 11/17/2008 | 10,000.00        | 2,000.00         | 4,000.00       | 4,000.00   | 4,000.00   |
| AQ  | 35697    | Brownfield Farmers, L.L.C.                   | 72361L002  | GAINES       | 11/17/2008 | 9,000.00         | 1,800.00         | 7,200.00       | 0.00       | 0.00       |
| AQ  | 36043    | CERTAINTED CORPORATION                       | 2638       | GRAYSON      | 11/17/2008 | 1,925.00         | 385.00           | 1,540.00       | 0.00       | 0.00       |
| AQ  | 34673    | Valero Refining-Texas, L.P.                  | 2937A      | NUECES       | 11/17/2008 | 5,382.00         | 1,076.00         | 2,153.00       | 2,153.00   | 2,153.00   |
| AQ  | 35777    | Exxon Mobil Corporation                      | HG0228H    | HARRIS       | 11/17/2008 | 7,384.00         | 1,476.00         | 2,954.00       | 2,954.00   | 2,954.00   |
| AQ  | 34861    | Safety Railway Service, L.P.                 | 21232      | VICTORIA     | 11/17/2008 | 12,000.00        | 2,400.00         | 4,800.00       | 4,800.00   | 4,800.00   |
| AQ  | 35682    | Flint Hills Resources, LP                    | 16989      | JEFFERSON    | 11/17/2008 | 25,850.00        | 5,170.00         | 10,340.00      | 10,340.00  | 10,340.00  |
| AQ  | 34699    | Firestone Polymers, LLC                      | 2565       | ORANGE       | 11/17/2008 | 66,871.00        | 13,374.00        | 53,497.00      | 0.00       | 0.00       |
| AQ  | 35805    | M-I L L C                                    | 34447      | ECTOR        | 11/17/2008 | 1,800.00         | 360.00           | 1,440.00       | 0.00       | 0.00       |
| AQ  | 35685    | BASF FINA Petrochemicals Limited Partnership | JE0834F    | JEFFERSON    | 11/17/2008 | 250,753.00       | 50,150.00        | 100,302.00     | 100,301.00 | 100,301.00 |
| AQ  | 35890    | Arkema Inc.                                  | 22100      | HARRIS       | 11/17/2008 | 3,874.00         | 774.00           | 3,100.00       | 0.00       | 0.00       |
| AQ  | 35819    | TOTAL PETROCHEMICALS USA, INC.               | JE0005H    | JEFFERSON    | 11/17/2008 | 15,496.00        | 3,099.00         | 6,199.00       | 6,198.00   | 6,198.00   |
| AQ  | 35600    | DCP Midstream, LP                            | 4813500022 | ECTOR        | 11/17/2008 | 7,950.00         | 1,590.00         | 3,180.00       | 3,180.00   | 3,180.00   |
| AQ  | 36004    | Clearstream Wastewater Systems, Incorporated | 1796       | HARDIN       | 11/17/2008 | 4,750.00         | 950.00           | 3,800.00       | 0.00       | 0.00       |
| AQ  | 35399    | Shell Chemical LP *                          | HG0659W    | HARRIS       | 11/17/2008 | 20,000.00        | 4,000.00         | 8,000.00       | 8,000.00   | 8,000.00   |
| AQ  | 35843    | US Department of the Army                    | 1659       | BELL         | 11/17/2008 | 4,750.00         | 950.00           | 0.00           | 3,800.00   | 3,800.00   |
| AQ  | 35755    | Arrow Marble L.L.C.                          | HX2813G    | HARRIS       | 11/17/2008 | 20,250.00        | 4,050.00         | 16,200.00      | 0.00       | 0.00       |
| AQ  | 35565    | Armstrong Hardwood Flooring Company          | 49096      | SHELBY       | 11/17/2008 | 46,075.00        | 9,215.00         | 36,860.00      | 0.00       | 0.00       |
| AQ  | 35741    | Exxon Mobil Corporation                      | HG0232Q    | HARRIS       | 12/4/2008  | 20,695.00        | 4,139.00         | 8,278.00       | 8,278.00   | 8,278.00   |
| AQ  | 35284    | Viron International Corporation              | 19049      | BELL         | 12/4/2008  | 15,750.00        | 3,150.00         | 12,600.00      | 0.00       | 0.00       |
| AQ  | 35743    | Shell Oil Company *                          | HG0659W    | HARRIS       | 12/4/2008  | 43,970.00        | 0.00             | 21,985.00      | 21,985.00  | 21,985.00  |
| AQ  | 35999    | Magellan Pipeline Terminals, L.P.            | EB0115M    | ECTOR        | 12/4/2008  | 2,450.00         | 490.00           | 1,960.00       | 0.00       | 0.00       |
| AQ  | 35746    | US Department of the Army                    | NE0054S    | NUECES       | 12/4/2008  | 2,425.00         | 485.00           | 1,940.00       | 0.00       | 0.00       |
| AQ  | 35143    | Texas Port Recycling LP                      | 82289      | HARRIS       | 12/4/2008  | 900.00           | 180.00           | 720.00         | 0.00       | 0.00       |
| AQ  | 35487    | TOP GUN GUNITE COMPANY-GP LLC                | 86778      | HARRIS       | 12/4/2008  | 5,000.00         | 1,000.00         | 4,000.00       | 0.00       | 0.00       |
| AQ  | 36020    | TOTAL PETROCHEMICALS USA, INC.               | HG0036S    | HARRIS       | 12/4/2008  | 10,000.00        | 2,000.00         | 8,000.00       | 0.00       | 0.00       |
| AQ  | 35546    | The Premcor Refining Group Inc.              | JE0042B    | JEFFERSON    | 12/4/2008  | 54,688.00        | 0.00             | 27,344.00      | 27,344.00  | 27,344.00  |
| AQ  | 35974    | Valero Refining-Texas, L.P.                  | GB0073P    | GALVESTON    | 12/4/2008  | 9,375.00         | 1,875.00         | 3,750.00       | 3,750.00   | 3,750.00   |
| AQ  | 35903    | Rhodia Inc.                                  | HG0696Q    | HARRIS       | 12/4/2008  | 7,564.00         | 1,512.00         | 6,052.00       | 0.00       | 0.00       |
| AQ  | 36149    | Explorer Pipeline Company                    | JE0160R    | JEFFERSON    | 12/4/2008  | 2,850.00         | 570.00           | 2,280.00       | 0.00       | 0.00       |
| AQ  | 36000    | Chevron Phillips Chemical Company, LP        | HW0013C    | HUTCHINSON   | 12/4/2008  | 7,425.00         | 1,485.00         | 5,940.00       | 0.00       | 0.00       |
| AQ  | 35848    | Sherwin Alumina, L.P.                        | 48455      | SAN PATRICIO | 12/4/2008  | 23,200.00        | 4,640.00         | 9,280.00       | 9,280.00   | 9,280.00   |
| AQ  | 35571    | Texas Port Recycling LP                      | 82289      | HARRIS       | 12/4/2008  | 61,500.00        | 0.00             | 61,500.00      | 0.00       | 0.00       |
| AQ  | 35878    | ExxonMobil Oil Corporation                   | 1173       | JEFFERSON    | 12/4/2008  | 16,450.00        | 3,290.00         | 6,580.00       | 6,580.00   | 6,580.00   |
| AQ  | 35998    | NuStar Terminals Texas, Inc.                 | GB0005J    | GALVESTON    | 12/20/2008 | 3,625.00         | 725.00           | 2,900.00       | 0.00       | 0.00       |
| AQ  | 36110    | storm reconstruction services inc            | 84635L001  | BELL         | 12/20/2008 | 3,000.00         | 600.00           | 2,400.00       | 0.00       | 0.00       |

## Singles Programs

## Appendix 7: List of Administrative Orders Issued FY2009

Date Range Selected : 09/01/2008 - 08/31/2009

| PGM | Case No. | Respondent Name                              | TCEQ ID   | County       | Order Date | Penalty Assessed | Penalty Deferred | Payable Amount | SEP Cost   | SEP Offset |
|-----|----------|--|-----------|--------------|------------|------------------|------------------|----------------|------------|------------|
| AQ  | 31118    | Chevron Phillips Chemical Company, LP        | 1235      | JEFFERSON    | 12/20/2008 | 92,677.00        | 0.00             | 46,339.00      | 46,338.00  | 46,338.00  |
| AQ  | 35976    | C.B.H. Services, Inc.                        | OC0329H   | ORANGE       | 12/20/2008 | 3,000.00         | 600.00           | 2,400.00       | 0.00       | 0.00       |
| AQ  | 31081    | BASF FINA Petrochemicals Limited Partnership | 36644     | JEFFERSON    | 12/20/2008 | 203,125.00       | 0.00             | 101,563.00     | 101,562.00 | 101,562.00 |
| AQ  | 35924    | Oiltanking Beaumont Partners, L.P.           | 1804      | JEFFERSON    | 12/20/2008 | 5,400.00         | 1,080.00         | 4,320.00       | 0.00       | 0.00       |
| AQ  | 35590    | S Fiberglass, Ltd.                           | 2659      | WISE         | 12/20/2008 | 2,375.00         | 475.00           | 950.00         | 950.00     | 950.00     |
| AQ  | 36088    | LCY Elastomers, L.P.                         | HG3757A   | HARRIS       | 12/20/2008 | 3,650.00         | 730.00           | 2,920.00       | 0.00       | 0.00       |
| AQ  | 36103    | Gulf South Pipeline Company, LP              | JB0030S   | JACKSON      | 12/20/2008 | 2,000.00         | 400.00           | 1,600.00       | 0.00       | 0.00       |
| AQ  | 31056    | ExxonMobil Oil Corporation                   | JE0149F   | JEFFERSON    | 12/20/2008 | 55,200.00        | 0.00             | 27,600.00      | 27,600.00  | 27,600.00  |
| AQ  | 35790    | CFF Recycling USA, Inc.                      | 82937     | *MULTIPLE    | 12/20/2008 | 11,550.00        | 0.00             | 11,550.00      | 0.00       | 0.00       |
| AQ  | 31247    | Chevron Phillips Chemical Company, LP        | 1504A     | HARRIS       | 12/20/2008 | 47,442.00        | 0.00             | 23,721.00      | 23,721.00  | 23,721.00  |
| AQ  | 35358    | International Wood, LLC                      | HN0371V   | HIDALGO      | 12/20/2008 | 2,375.00         | 475.00           | 1,900.00       | 0.00       | 0.00       |
| AQ  | 36240    | VIKING POOLS, LLC                            | 36078     | MIDLAND      | 12/20/2008 | 15,750.00        | 3,150.00         | 12,600.00      | 0.00       | 0.00       |
| AQ  | 25458    | Chevron Phillips Chemical Company, LP        | HG0310V   | HARRIS       | 12/20/2008 | 20,200.00        | 0.00             | 10,100.00      | 10,100.00  | 10,100.00  |
| AQ  | 36091    | Acme Brick Company                           | PC0001E   | PARKER       | 12/20/2008 | 2,925.00         | 585.00           | 2,340.00       | 0.00       | 0.00       |
| AQ  | 35889    | UCAR Pipeline, Incorporated.                 | JEA014N   | JEFFERSON    | 12/20/2008 | 9,000.00         | 0.00             | 4,500.00       | 4,500.00   | 4,500.00   |
| AQ  | 27217    | BASF FINA Petrochemicals Limited Partnership | JE0843F   | JEFFERSON    | 12/20/2008 | 59,800.00        | 0.00             | 29,900.00      | 29,900.00  | 29,900.00  |
| AQ  | 36322    | Lindsey Contractors, Inc.                    | MB0058O   | MCLENNAN     | 12/20/2008 | 850.00           | 170.00           | 680.00         | 0.00       | 0.00       |
| AQ  | 36385    | Universal Corrosion Specialists, Inc.        | 85078     | FREESTONE    | 12/20/2008 | 900.00           | 180.00           | 720.00         | 0.00       | 0.00       |
| AQ  | 35963    | Pallet & Crating Co., Inc.                   | 928589A   | GRAYSON      | 12/20/2008 | 1,425.00         | 285.00           | 1,140.00       | 0.00       | 0.00       |
| AQ  | 35954    | Exxon Mobil Corporation                      | 18287     | HARRIS       | 1/30/2009  | 47,600.00        | 0.00             | 23,800.00      | 23,800.00  | 23,800.00  |
| AQ  | 36109    | National Oilwell Varco, L.P.                 | 1084      | HARRIS       | 1/30/2009  | 1,140.00         | 228.00           | 912.00         | 0.00       | 0.00       |
| AQ  | 36100    | SABINA PETROCHEMICALS LLC                    | JE0843F   | JEFFERSON    | 1/30/2009  | 5,150.00         | 1,030.00         | 4,120.00       | 0.00       | 0.00       |
| AQ  | 35989    | Texas A&M University                         | 44762     | *MULTIPLE    | 1/30/2009  | 4,375.00         | 875.00           | 3,500.00       | 0.00       | 0.00       |
| AQ  | 34572    | The Premcor Refining Group Inc.              | JE0042B   | JEFFERSON    | 1/30/2009  | 14,641.00        | 0.00             | 7,321.00       | 7,320.00   | 7,320.00   |
| AQ  | 36024    | BLOCK CREEK CONCRETE PRODUCTS, L.L.C.        | 83958     | KENDALL      | 1/30/2009  | 10,000.00        | 0.00             | 10,000.00      | 0.00       | 0.00       |
| AQ  | 36029    | Flint Hills Resources, LP                    | JE0135Q   | JEFFERSON    | 1/30/2009  | 27,100.00        | 5,420.00         | 10,840.00      | 10,840.00  | 10,840.00  |
| AQ  | 36431    | The Goodyear Tire & Rubber Company           | 6618      | HARRIS       | 1/30/2009  | 6,175.00         | 1,235.00         | 4,940.00       | 0.00       | 0.00       |
| AQ  | 36042    | Citgo Products Pipeline Company              | 2891      | TARRANT      | 1/30/2009  | 2,675.00         | 535.00           | 2,140.00       | 0.00       | 0.00       |
| AQ  | 35762    | Huntsman Petrochemical Corporation           | 19823     | JEFFERSON    | 1/30/2009  | 49,728.00        | 9,945.00         | 19,892.00      | 19,891.00  | 19,891.00  |
| AQ  | 36299    | The Dow Chemical Company                     | 436       | GALVESTON    | 1/30/2009  | 6,725.00         | 1,345.00         | 5,380.00       | 0.00       | 0.00       |
| AQ  | 35795    | Chemical Lime, Ltd.                          | CD0394P   | CAMERON      | 1/30/2009  | 1,050.00         | 210.00           | 840.00         | 0.00       | 0.00       |
| AQ  | 36131    | Ameron International Corporation             | WH0015Q   | WICHITA      | 1/30/2009  | 19,500.00        | 3,900.00         | 7,800.00       | 7,800.00   | 7,800.00   |
| AQ  | 36227    | Oldcastle Windows, Inc.                      | 9396      | KAUFMAN      | 1/30/2009  | 770.00           | 154.00           | 616.00         | 0.00       | 0.00       |
| AQ  | 35922    | Fleetwood Travel Trailers of Texas, Inc.     | GJ0166Q   | GREGG        | 1/30/2009  | 10,250.00        | 2,050.00         | 8,200.00       | 0.00       | 0.00       |
| AQ  | 36264    | Ant Enterprises Incorporated                 | 52424L001 | BEXAR        | 1/30/2009  | 750.00           | 150.00           | 600.00         | 0.00       | 0.00       |
| AQ  | 36440    | Trinity Industries, Inc.                     | TA0539N   | TARRANT      | 2/8/2009   | 4,000.00         | 800.00           | 3,200.00       | 0.00       | 0.00       |
| AQ  | 36167    | State Service Co., Inc.                      | SD0156E   | SAN PATRICIO | 2/8/2009   | 5,775.00         | 1,155.00         | 4,620.00       | 0.00       | 0.00       |

## Singles Programs

## Appendix 7: List of Administrative Orders Issued FY2009

Date Range Selected : 09/01/2008 - 08/31/2009

| PGM | Case No. | Respondent Name                           | TCEQ ID  | County     | Order Date | Penalty Assessed | Penalty Deferred | Payable Amount | SEP Cost  | SEP Offset |
|-----|----------|---|----------|------------|------------|------------------|------------------|----------------|-----------|------------|
| AQ  | 36129    | Oxy Vinyls, LP                            | 3855B    | HARRIS     | 2/8/2009   | 4,450.00         | 890.00           | 3,560.00       | 0.00      | 0.00       |
| AQ  | 34128    | Chevron Phillips Chemical Company, LP     | HG0310V  | HARRIS     | 2/8/2009   | 16,950.00        | 0.00             | 16,950.00      | 0.00      | 0.00       |
| AQ  | 36403    | Johnson County Pipe, Inc.                 | 2868     | JOHNSON    | 2/8/2009   | 2,500.00         | 500.00           | 2,000.00       | 0.00      | 0.00       |
| AQ  | 32604    | Exxon Mobil Corporation                   | HG0232Q  | HARRIS     | 2/8/2009   | 40,000.00        | 0.00             | 20,000.00      | 20,000.00 | 20,000.00  |
| AQ  | 36325    | HARRIS, DOUGLAS WAYNE                     |          | HAMILTON   | 2/8/2009   | 10,000.00        | 0.00             | 10,000.00      | 0.00      | 0.00       |
| AQ  | 36435    | Atlas Roofing Corporation                 | 2303     | MORRIS     | 2/8/2009   | 4,850.00         | 970.00           | 3,880.00       | 0.00      | 0.00       |
| AQ  | 33527    | Shell Chemical LP *                       | 21262    | HARRIS     | 2/8/2009   | 166,530.00       | 0.00             | 83,265.00      | 83,265.00 | 83,265.00  |
| AQ  | 35080    | The Dow Chemical Company                  | 20432    | BRAZORIA   | 2/8/2009   | 30,000.00        | 0.00             | 15,000.00      | 15,000.00 | 15,000.00  |
| AQ  | 35593    | ConocoPhillips Company                    | HW0018P  | HUTCHINSON | 2/8/2009   | 40,150.00        | 8,030.00         | 16,060.00      | 16,060.00 | 16,060.00  |
| AQ  | 35904    | Building Materials Corporation of America | DB0378S  | DALLAS     | 2/8/2009   | 50,925.00        | 10,185.00        | 20,370.00      | 20,370.00 | 20,370.00  |
| AQ  | 35880    | ExxonMobil Oil Corporation                | 2041     | JEFFERSON  | 2/8/2009   | 17,250.00        | 3,450.00         | 6,900.00       | 6,900.00  | 6,900.00   |
| AQ  | 36406    | Valero Refining-Texas, L.P.               | GB0073P  | GALVESTON  | 2/8/2009   | 9,800.00         | 1,960.00         | 3,920.00       | 3,920.00  | 3,920.00   |
| AQ  | 36163    | Shell Pipeline Company LP                 | 2733     | JEFFERSON  | 2/8/2009   | 2,400.00         | 480.00           | 960.00         | 960.00    | 960.00     |
| AQ  | 32774    | Chevron Phillips Chemical Company, LP     | BL0758C  | BRAZORIA   | 2/8/2009   | 168,416.00       | 0.00             | 84,208.00      | 84,208.00 | 84,208.00  |
| AQ  | 36141    | INEOS USA LLC                             | BL0003Q  | BRAZORIA   | 2/8/2009   | 2,625.00         | 525.00           | 2,100.00       | 0.00      | 0.00       |
| AQ  | 35869    | Long Beach Shavings Co Inc                | MQ0494O  | MONTGOMERY | 2/8/2009   | 4,750.00         | 950.00           | 3,800.00       | 0.00      | 0.00       |
| AQ  | 35964    | Kuraray America, Inc.                     | HG1310O  | HARRIS     | 2/8/2009   | 20,200.00        | 4,040.00         | 8,080.00       | 8,080.00  | 8,080.00   |
| AQ  | 36126    | Holly Energy Partners - Operating, L.P.   | EE0057O  | EL PASO    | 2/8/2009   | 2,700.00         | 540.00           | 1,080.00       | 1,080.00  | 1,080.00   |
| AQ  | 35520    | Alcoa World Alumina LLC                   | CB0003M  | CALHOUN    | 2/8/2009   | 96,360.00        | 19,272.00        | 77,088.00      | 0.00      | 0.00       |
| AQ  | 36076    | Matrix Metals LLC                         | FG0044H  | FORT BEND  | 2/8/2009   | 9,675.00         | 1,935.00         | 7,740.00       | 0.00      | 0.00       |
| AQ  | 36323    | LDH Energy Mont Belvieu L.P.              | CI0197K  | CHAMBERS   | 2/8/2009   | 850.00           | 170.00           | 680.00         | 0.00      | 0.00       |
| AQ  | 36168    | Flint Hills Resources, LP                 | 8803A    | NUECES     | 2/8/2009   | 5,075.00         | 1,015.00         | 4,060.00       | 0.00      | 0.00       |
| AQ  | 36233    | Rohm and Haas Texas Incorporated          | HG0632T  | HARRIS     | 2/22/2009  | 9,575.00         | 1,915.00         | 7,660.00       | 0.00      | 0.00       |
| AQ  | 36410    | Wyman-Gordon Forgings, Inc.               | HG0114A  | HARRIS     | 2/22/2009  | 3,725.00         | 745.00           | 1,490.00       | 1,490.00  | 1,490.00   |
| AQ  | 34340    | Valero Refining-Texas, L.P.               | GB0073P  | GALVESTON  | 2/22/2009  | 181,200.00       | 0.00             | 90,600.00      | 90,600.00 | 90,600.00  |
| AQ  | 36399    | UTLX Manufacturing, Inc.                  | HG0811R  | HARRIS     | 2/22/2009  | 1,975.00         | 395.00           | 1,580.00       | 0.00      | 0.00       |
| AQ  | 36518    | West Fraser, Inc.                         | 2702     | RUSK       | 2/22/2009  | 2,250.00         | 450.00           | 1,800.00       | 0.00      | 0.00       |
| AQ  | 36361    | Saint-Gobain Ceramics & Plastics Inc      | BM0026Q  | BRAZOS     | 2/22/2009  | 2,475.00         | 495.00           | 1,980.00       | 0.00      | 0.00       |
| AQ  | 36217    | Texas Petrochemicals LP                   | JEA007G  | JEFFERSON  | 2/22/2009  | 3,625.00         | 725.00           | 2,900.00       | 0.00      | 0.00       |
| AQ  | 35830    | The Premcor Refining Group Inc.           | JE0042B  | JEFFERSON  | 2/22/2009  | 46,213.00        | 0.00             | 23,107.00      | 23,106.00 | 23,106.00  |
| AQ  | 36577    | The Goodyear Tire & Rubber Company        | 6618     | HARRIS     | 2/22/2009  | 6,422.00         | 1,284.00         | 5,138.00       | 0.00      | 0.00       |
| AQ  | 36312    | TexSand Distributors, LP                  | TA0101M  | TARRANT    | 2/22/2009  | 7,020.00         | 1,404.00         | 5,616.00       | 0.00      | 0.00       |
| AQ  | 36025    | Formosa Plastics Corporation, Texas       | 7699     | CALHOUN    | 2/22/2009  | 8,814.00         | 1,762.00         | 3,526.00       | 3,526.00  | 3,526.00   |
| AQ  | 36077    | DCP Midstream, LP                         | 73352    | SHERMAN    | 2/22/2009  | 7,600.00         | 1,520.00         | 3,040.00       | 3,040.00  | 3,040.00   |
| AQ  | 35496    | Alumax Mill Products, Inc.                | PSDTX886 | BOWIE      | 2/22/2009  | 46,350.00        | 9,270.00         | 37,080.00      | 0.00      | 0.00       |
| AQ  | 36562    | El Paso Independent School District       | EE1015A  | EL PASO    | 2/22/2009  | 2,440.00         | 488.00           | 1,952.00       | 0.00      | 0.00       |
| AQ  | 34566    | Accord Construction, Inc.                 |          | DALLAS     | 2/22/2009  | 30,000.00        | 0.00             | 15,000.00      | 15,000.00 | 15,000.00  |
| AQ  | 36210    | Cargill Meat Solutions Corporation        | PD0019U  | PARMER     | 2/22/2009  | 19,294.00        | 3,858.00         | 15,436.00      | 0.00      | 0.00       |

## Singles Programs

## Appendix 7: List of Administrative Orders Issued FY2009

Date Range Selected : 09/01/2008 - 08/31/2009

| PGM | Case No. | Respondent Name                              | TCEQ ID | County    | Order Date | Penalty Assessed | Penalty Deferred | Payable Amount | SEP Cost  | SEP Offset |
|-----|----------|--|---------|-----------|------------|------------------|------------------|----------------|-----------|------------|
| AQ  | 36068    | Enterprise Products Operating LLC            | LHA011K | LIBERTY   | 2/22/2009  | 10,100.00        | 0.00             | 5,050.00       | 5,050.00  | 5,050.00   |
| AQ  | 36206    | BASF FINA Petrochemicals Limited Partnership | JE0843F | JEFFERSON | 2/22/2009  | 36,050.00        | 7,210.00         | 28,840.00      | 0.00      | 0.00       |
| AQ  | 36463    | XTO Energy Inc.                              | 673     | GREGG     | 2/22/2009  | 1,875.00         | 375.00           | 1,500.00       | 0.00      | 0.00       |
| AQ  | 36514    | Mitsubishi Caterpillar Forklift America Inc. | HG4873N | HARRIS    | 3/12/2009  | 1,625.00         | 325.00           | 1,300.00       | 0.00      | 0.00       |
| AQ  | 36272    | Flint Hills Resources, LP                    | 16989   | JEFFERSON | 3/12/2009  | 7,025.00         | 1,405.00         | 5,620.00       | 0.00      | 0.00       |
| AQ  | 35856    | Lucite International, Inc.                   | JE0425E | JEFFERSON | 3/12/2009  | 31,600.00        | 6,320.00         | 12,640.00      | 12,640.00 | 12,640.00  |
| AQ  | 36031    | Vopak Terminal Deer Park, Inc.               | HG0629I | HARRIS    | 3/12/2009  | 11,200.00        | 2,240.00         | 4,480.00       | 4,480.00  | 4,480.00   |
| AQ  | 36108    | The Imaging Bureau, Inc.                     | 47553   | TARRANT   | 3/12/2009  | 6,290.00         | 1,258.00         | 5,032.00       | 0.00      | 0.00       |
| AQ  | 36335    | Honeywell International, Inc.                | OC0001V | ORANGE    | 3/12/2009  | 2,700.00         | 540.00           | 1,080.00       | 1,080.00  | 1,080.00   |
| AQ  | 36526    | Merisol USA LLC                              | HG0486G | HARRIS    | 3/12/2009  | 3,425.00         | 685.00           | 2,740.00       | 0.00      | 0.00       |
| AQ  | 35799    | ConocoPhillips Company                       | BL0042G | BRAZORIA  | 3/12/2009  | 40,000.00        | 8,000.00         | 32,000.00      | 0.00      | 0.00       |
| AQ  | 34653    | E. I. du Pont de Nemours and Company         | HG0218K | HARRIS    | 3/12/2009  | 28,825.00        | 0.00             | 28,825.00      | 0.00      | 0.00       |
| AQ  | 36303    | BOSQUEZ, OFELIA                              | EE1228E | EL PASO   | 3/12/2009  | 1,420.00         | 284.00           | 1,136.00       | 0.00      | 0.00       |
| AQ  | 36173    | Overwraps Packaging, L.P.                    | 1823    | DALLAS    | 3/12/2009  | 2,375.00         | 475.00           | 950.00         | 950.00    | 950.00     |
| AQ  | 36234    | PD Glycol LP                                 | JE0049K | JEFFERSON | 3/12/2009  | 5,875.00         | 1,175.00         | 2,350.00       | 2,350.00  | 2,350.00   |
| AQ  | 34611    | BASF Corporation                             | BL0021O | BRAZORIA  | 3/12/2009  | 5,642.00         | 0.00             | 5,642.00       | 0.00      | 0.00       |
| AQ  | 36277    | Hood Flexible Packaging Corporation          | SK0043P | SMITH     | 3/12/2009  | 2,550.00         | 510.00           | 2,040.00       | 0.00      | 0.00       |
| AQ  | 36003    | Chevron Phillips Chemical Company, LP        | HG0310V | HARRIS    | 3/12/2009  | 15,850.00        | 3,170.00         | 6,340.00       | 6,340.00  | 6,340.00   |
| AQ  | 36181    | Eastman Chemical Company                     | 21832   | HARRISON  | 3/12/2009  | 39,290.00        | 7,858.00         | 15,716.00      | 15,716.00 | 15,716.00  |
| AQ  | 36643    | Frontera Generation Limited Partnership      | 1888    | HIDALGO   | 3/12/2009  | 5,450.00         | 1,090.00         | 4,360.00       | 0.00      | 0.00       |
| AQ  | 36583    | INEOS USA LLC                                | BL0002S | BRAZORIA  | 3/12/2009  | 9,250.00         | 1,850.00         | 7,400.00       | 0.00      | 0.00       |
| AQ  | 36726    | Permian Enterprises, Ltd.                    | 87265   | ECTOR     | 3/12/2009  | 1,000.00         | 200.00           | 800.00         | 0.00      | 0.00       |
| AQ  | 36368    | E. I. du Pont de Nemours and Company         | JE0033C | JEFFERSON | 3/12/2009  | 6,656.00         | 1,331.00         | 5,325.00       | 0.00      | 0.00       |
| AQ  | 36209    | Ineos Polyethylene North America             | HG0665E | HARRIS    | 3/12/2009  | 4,450.00         | 890.00           | 3,560.00       | 0.00      | 0.00       |
| AQ  | 36407    | ConocoPhillips Pipe Line Company             | 72815   | LAMB      | 3/12/2009  | 3,325.00         | 665.00           | 2,660.00       | 0.00      | 0.00       |
| AQ  | 36573    | Whirlwind Steel Buildings Inc.               | HX1594C | HARRIS    | 3/12/2009  | 10,700.00        | 2,140.00         | 8,560.00       | 0.00      | 0.00       |
| AQ  | 36484    | Greif Packaging LLC                          | HG1221O | HARRIS    | 3/12/2009  | 3,250.00         | 650.00           | 2,600.00       | 0.00      | 0.00       |
| AQ  | 36369    | Favelle Favco Cranes USA, Inc.               | 72677   | CAMERON   | 3/12/2009  | 4,128.00         | 825.00           | 1,652.00       | 1,651.00  | 1,651.00   |
| AQ  | 36481    | Lufkin Industries, Inc.                      | 8318    | ANGELINA  | 3/12/2009  | 3,366.00         | 673.00           | 2,693.00       | 0.00      | 0.00       |
| AQ  | 36289    | ExxonMobil Oil Corporation                   | JE0067I | JEFFERSON | 3/12/2009  | 10,000.00        | 2,000.00         | 4,000.00       | 4,000.00  | 4,000.00   |
| AQ  | 36559    | Johnson Plate and Tower Fabrication, Inc.    | EE2007P | EL PASO   | 3/12/2009  | 12,250.00        | 2,450.00         | 9,800.00       | 0.00      | 0.00       |
| AQ  | 36282    | ExxonMobil Oil Corporation                   | 1173    | JEFFERSON | 3/12/2009  | 8,100.00         | 1,620.00         | 3,240.00       | 3,240.00  | 3,240.00   |
| AQ  | 36507    | Chevron Phillips Chemical Company, LP        | HG0310V | HARRIS    | 3/23/2009  | 8,500.00         | 1,700.00         | 6,800.00       | 0.00      | 0.00       |
| AQ  | 36533    | Enstor Katy Storage and Transportation, L.P. | 518     | FORT BEND | 3/23/2009  | 3,850.00         | 770.00           | 1,540.00       | 1,540.00  | 1,540.00   |
| AQ  | 36591    | American Acryl L. P.                         | 2655    | HARRIS    | 3/23/2009  | 3,625.00         | 725.00           | 2,900.00       | 0.00      | 0.00       |
| AQ  | 36114    | Eagle Rock Field Services, L.P.              | CF0070W | CARSON    | 3/23/2009  | 8,241.00         | 1,648.00         | 3,297.00       | 3,296.00  | 3,296.00   |
| AQ  | 36581    | KMCO, L.P.                                   | 9383    | HARRIS    | 3/23/2009  | 10,222.00        | 0.00             | 10,222.00      | 0.00      | 0.00       |

## Singles Programs

## Appendix 7: List of Administrative Orders Issued FY2009

Date Range Selected : 09/01/2008 - 08/31/2009

| PGM | Case No. | Respondent Name                                 | TCEQ ID    | County     | Order Date | Penalty Assessed | Penalty Deferred | Payable Amount | SEP Cost  | SEP Offset |
|-----|----------|---|------------|------------|------------|------------------|------------------|----------------|-----------|------------|
| AQ  | 36620    | KM Liquids Terminals LLC                        | 5171       | HARRIS     | 3/23/2009  | 10,000.00        | 0.00             | 5,000.00       | 5,000.00  | 5,000.00   |
| AQ  | 36790    | Flowers Baking Company of Tyler, LLC            | SK0346R    | SMITH      | 3/23/2009  | 1,925.00         | 385.00           | 1,540.00       | 0.00      | 0.00       |
| AQ  | 36504    | Linde Gas North America LLC                     | HX2334A    | HARRIS     | 3/23/2009  | 3,875.00         | 775.00           | 3,100.00       | 0.00      | 0.00       |
| AQ  | 36006    | Allied Feeds, Inc.                              | BG0122L    | BEXAR      | 3/23/2009  | 2,640.00         | 0.00             | 1,320.00       | 1,320.00  | 1,320.00   |
| AQ  | 36178    | Gulf Coast Waste Disposal Authority             | 1710       | HARRIS     | 3/23/2009  | 6,950.00         | 1,390.00         | 0.00           | 5,560.00  | 5,560.00   |
| AQ  | 36613    | E. I. du Pont de Nemours and Company            | JE0033C    | JEFFERSON  | 3/23/2009  | 5,450.00         | 1,090.00         | 4,360.00       | 0.00      | 0.00       |
| AQ  | 36436    | TOTAL PETROCHEMICALS USA, INC.                  | JE0005H    | JEFFERSON  | 3/23/2009  | 7,775.00         | 1,555.00         | 3,110.00       | 3,110.00  | 3,110.00   |
| AQ  | 36124    | Invista S.a.r.l.                                | 1302       | ORANGE     | 3/23/2009  | 32,082.00        | 6,416.00         | 12,833.00      | 12,833.00 | 12,833.00  |
| AQ  | 36470    | Formosa Plastics Corporation, Texas             | CB0038Q    | CALHOUN    | 3/23/2009  | 7,425.00         | 1,485.00         | 2,970.00       | 2,970.00  | 2,970.00   |
| AQ  | 36482    | Hyman Farm Service, LLC                         | 940673V    | ROBERTSON  | 3/23/2009  | 6,150.00         | 0.00             | 6,150.00       | 0.00      | 0.00       |
| AQ  | 36370    | Monsanto Ag Products LLC                        | 4815300001 | FLOYD      | 3/23/2009  | 1,875.00         | 375.00           | 1,500.00       | 0.00      | 0.00       |
| AQ  | 32896    | Exxon Mobil Corporation                         | 1278       | HARRIS     | 3/23/2009  | 22,016.00        | 0.00             | 22,016.00      | 0.00      | 0.00       |
| AQ  | 36477    | Raytheon Company                                | 84943      | DALLAS     | 3/23/2009  | 10,000.00        | 2,000.00         | 4,000.00       | 4,000.00  | 4,000.00   |
| AQ  | 36341    | Lucite International, Inc.                      | 1743       | JEFFERSON  | 3/23/2009  | 28,750.00        | 5,750.00         | 11,500.00      | 11,500.00 | 11,500.00  |
| AQ  | 36485    | Acme Brick Company                              | 56206      | HENDERSON  | 3/23/2009  | 3,850.00         | 770.00           | 3,080.00       | 0.00      | 0.00       |
| AQ  | 36333    | Cimarex Energy Co.                              | 84967      | LIBERTY    | 3/23/2009  | 3,750.00         | 750.00           | 3,000.00       | 0.00      | 0.00       |
| AQ  | 36443    | Belvan Corp.                                    | 326        | CROCKETT   | 3/23/2009  | 133,900.00       | 0.00             | 133,900.00     | 0.00      | 0.00       |
| AQ  | 36503    | Shell Chemical LP                               | HG0657D    | HARRIS     | 4/5/2009   | 9,300.00         | 1,860.00         | 3,720.00       | 3,720.00  | 3,720.00   |
| AQ  | 36637    | Texas Petrochemicals LP                         | JEA007G    | JEFFERSON  | 4/5/2009   | 8,000.00         | 1,600.00         | 3,200.00       | 3,200.00  | 3,200.00   |
| AQ  | 36071    | TOTAL PETROCHEMICALS USA, INC.                  | JE0005H    | JEFFERSON  | 4/5/2009   | 51,150.00        | 10,230.00        | 20,460.00      | 20,460.00 | 20,460.00  |
| AQ  | 36587    | Vopak Logistics Services USA Inc.               | HG0224P    | HARRIS     | 4/5/2009   | 5,825.00         | 1,165.00         | 2,330.00       | 2,330.00  | 2,330.00   |
| AQ  | 36506    | Exxon Mobil Corporation                         | 1553       | HARRIS     | 4/5/2009   | 30,400.00        | 6,080.00         | 12,160.00      | 12,160.00 | 12,160.00  |
| AQ  | 36642    | University of Texas at El Paso                  | 4814100095 | EL PASO    | 4/5/2009   | 770.00           | 154.00           | 616.00         | 0.00      | 0.00       |
| AQ  | 35511    | Texas Petrochemicals LP                         | HG0562P    | HARRIS     | 4/5/2009   | 62,369.00        | 12,472.00        | 24,949.00      | 24,948.00 | 24,948.00  |
| AQ  | 34356    | Salzgitter Mannesmann Stainless Tubes USA, Inc. | HG3179U    | HARRIS     | 4/5/2009   | 4,020.00         | 0.00             | 4,020.00       | 0.00      | 0.00       |
| AQ  | 36216    | AK/HA Manufacturing, LLC                        | JE0820R    | JEFFERSON  | 4/5/2009   | 10,050.00        | 2,010.00         | 8,040.00       | 0.00      | 0.00       |
| AQ  | 32866    | Diamond Shamrock Refining Company, L.P.         | 1555       | MOORE      | 4/5/2009   | 30,750.00        | 0.00             | 15,375.00      | 15,375.00 | 15,375.00  |
| AQ  | 35039    | Shumard Corporation                             | 2785       | TARRANT    | 4/5/2009   | 32,500.00        | 6,500.00         | 13,000.00      | 13,000.00 | 13,000.00  |
| AQ  | 36488    | Valero Refining-Texas, L.P.                     | 2507A      | HARRIS     | 4/5/2009   | 10,000.00        | 2,000.00         | 4,000.00       | 4,000.00  | 4,000.00   |
| AQ  | 36430    | MEMC Pasadena, Inc.                             | HX0029W    | HARRIS     | 4/5/2009   | 9,639.00         | 1,927.00         | 3,856.00       | 3,856.00  | 3,856.00   |
| AQ  | 36894    | Mine Service, Ltd.                              | 45363      | MCLENNAN   | 4/5/2009   | 1,800.00         | 360.00           | 1,440.00       | 0.00      | 0.00       |
| AQ  | 36696    | Gilbert & Geraldine Malooly Children's Trust    | EE0944B    | EL PASO    | 4/5/2009   | 1,250.00         | 250.00           | 1,000.00       | 0.00      | 0.00       |
| AQ  | 36628    | Clean Harbors Environmental Services, Inc.      | HG0633R    | HARRIS     | 4/5/2009   | 5,950.00         | 1,190.00         | 4,760.00       | 0.00      | 0.00       |
| AQ  | 36497    | Fort Worth Excavating, Inc.                     | TA1189L    | TARRANT    | 4/5/2009   | 5,450.00         | 1,090.00         | 4,360.00       | 0.00      | 0.00       |
| AQ  | 36302    | Chevron Phillips Chemical Company, LP           | 2151       | BRAZORIA   | 4/20/2009  | 52,879.00        | 10,575.00        | 21,152.00      | 21,152.00 | 21,152.00  |
| AQ  | 36498    | Extrusion Plus LLC                              | 87471      | MONTGOMERY | 4/20/2009  | 5,000.00         | 1,000.00         | 4,000.00       | 0.00      | 0.00       |
| AQ  | 36588    | Chevron Phillips Chemical Company, LP           | 1235       | JEFFERSON  | 4/20/2009  | 27,350.00        | 0.00             | 13,675.00      | 13,675.00 | 13,675.00  |
| AQ  | 36797    | Insulfoam LLC                                   | 4814500003 | FALLS      | 4/20/2009  | 1,925.00         | 385.00           | 1,540.00       | 0.00      | 0.00       |

## Singles Programs

## Appendix 7: List of Administrative Orders Issued FY2009

Date Range Selected : 09/01/2008 - 08/31/2009

| PGM | Case No. | Respondent Name                              | TCEQ ID   | County     | Order Date | Penalty Assessed | Penalty Deferred | Payable Amount | SEP Cost  | SEP Offset |
|-----|----------|--|-----------|------------|------------|------------------|------------------|----------------|-----------|------------|
| AQ  | 36585    | Bayer Materialscience LLC                    | 2100      | CHAMBERS   | 4/20/2009  | 2,130.00         | 426.00           | 1,704.00       | 0.00      | 0.00       |
| AQ  | 36814    | Rip Griffin Truck Service Center, Inc        |           | LUBBOCK    | 4/20/2009  | 2,000.00         | 400.00           | 1,600.00       | 0.00      | 0.00       |
| AQ  | 36578    | TXI Operations, LP                           | 939376B   | COLLIN     | 4/20/2009  | 2,900.00         | 580.00           | 2,320.00       | 0.00      | 0.00       |
| AQ  | 34443    | Messer Construction Co., Inc.                | DD0071C   | DEAF SMITH | 4/20/2009  | 50,000.00        | 0.00             | 50,000.00      | 0.00      | 0.00       |
| AQ  | 36472    | Huntsman Advanced Materials, LLC             | 1230      | ECTOR      | 4/20/2009  | 39,774.00        | 7,954.00         | 15,910.00      | 15,910.00 | 15,910.00  |
| AQ  | 36519    | ExxonMobil Oil Corporation                   | JE0149F   | JEFFERSON  | 4/20/2009  | 2,599.00         | 519.00           | 1,040.00       | 1,040.00  | 1,040.00   |
| AQ  | 34315    | K-C Grain, LLC                               | 4368      | CALDWELL   | 4/20/2009  | 3,000.00         | 600.00           | 2,400.00       | 0.00      | 0.00       |
| AQ  | 36616    | Carmax Auto Superstores, Inc.                |           | TRAVIS     | 4/20/2009  | 3,000.00         | 600.00           | 2,400.00       | 0.00      | 0.00       |
| AQ  | 35729    | Pasadena Refining System, Inc                | 1544      | HARRIS     | 4/20/2009  | 33,144.00        | 6,628.00         | 26,516.00      | 0.00      | 0.00       |
| AQ  | 36133    | Union Tank Car Company                       | 1539      | LIBERTY    | 4/20/2009  | 11,530.00        | 2,306.00         | 4,612.00       | 4,612.00  | 4,612.00   |
| AQ  | 36670    | Nelson Bros. Ready Mix, Ltd.                 | 43065     | COLLIN     | 4/20/2009  | 1,975.00         | 395.00           | 1,580.00       | 0.00      | 0.00       |
| AQ  | 36646    | Invista S.a.r.l.                             | 1897      | ORANGE     | 4/20/2009  | 3,680.00         | 736.00           | 2,944.00       | 0.00      | 0.00       |
| AQ  | 30922    | Advantage Asphalt Products, Ltd.             | 76049L001 | POTTER     | 4/23/2009  | 13,800.00        | 0.00             | 13,800.00      | 0.00      | 0.00       |
| AQ  | 36522    | Channel Energy Center, LP                    | HX2690V   | HARRIS     | 5/3/2009   | 2,017.00         | 403.00           | 1,614.00       | 0.00      | 0.00       |
| AQ  | 36359    | Targa Midstream Services Limited Partnership | 22088     | CHAMBERS   | 5/3/2009   | 21,602.00        | 0.00             | 10,801.00      | 10,801.00 | 10,801.00  |
| AQ  | 35985    | Lauro Gonzalez                               | NE0341M   | NUECES     | 5/3/2009   | 4,000.00         | 0.00             | 4,000.00       | 0.00      | 0.00       |
| AQ  | 36623    | Huntsman Petrochemical Corporation           | 1320      | JEFFERSON  | 5/3/2009   | 117,715.00       | 23,543.00        | 47,086.00      | 47,086.00 | 47,086.00  |
| AQ  | 36875    | The Goodyear Tire & Rubber Company           | 9582      | HARRIS     | 5/3/2009   | 5,150.00         | 1,030.00         | 2,060.00       | 2,060.00  | 2,060.00   |
| AQ  | 36956    | Brumley Manufacturing, LLC.                  | 87761     | WALLER     | 5/3/2009   | 2,100.00         | 420.00           | 1,680.00       | 0.00      | 0.00       |
| AQ  | 36679    | Cirleville Store & Grain, Inc.               | WK0152A   | WILLIAMSON | 5/3/2009   | 3,000.00         | 600.00           | 2,400.00       | 0.00      | 0.00       |
| AQ  | 37408    | Texas Petrochemicals LP                      | HG0562P   | HARRIS     | 5/3/2009   | 0.00             | 0.00             | 0.00           | 0.00      | 0.00       |
| AQ  | 36819    | NuStar Terminals Partners TX L.P.            | 1677      | GALVESTON  | 5/3/2009   | 4,394.00         | 878.00           | 3,516.00       | 0.00      | 0.00       |
| AQ  | 36924    | Houston County Ready-Mix Concrete Co. Inc.   | 85906     | HOUSTON    | 5/3/2009   | 1,500.00         | 300.00           | 1,200.00       | 0.00      | 0.00       |
| AQ  | 36338    | The Lubrizol Corporation                     | 1933      | HARRIS     | 5/3/2009   | 20,410.00        | 0.00             | 10,205.00      | 10,205.00 | 10,205.00  |
| AQ  | 36509    | Leading Edge Aviation Services Inc           | PG0118H   | POTTER     | 5/3/2009   | 26,750.00        | 5,350.00         | 21,400.00      | 0.00      | 0.00       |
| AQ  | 36953    | Belco Manufacturing Company, Inc.            | BF0104B   | BELL       | 5/3/2009   | 2,500.00         | 500.00           | 2,000.00       | 0.00      | 0.00       |
| AQ  | 36486    | C & R Distributing, Inc.                     | EE1274U   | EL PASO    | 5/3/2009   | 1,000.00         | 200.00           | 800.00         | 0.00      | 0.00       |
| AQ  | 36799    | Chevron Phillips Chemical Company, LP        | HW0013C   | HUTCHINSON | 5/3/2009   | 6,400.00         | 1,280.00         | 5,120.00       | 0.00      | 0.00       |
| AQ  | 35007    | CIRCLE K STORES INC.                         | EE1024W   | EL PASO    | 5/10/2009  | 8,040.00         | 0.00             | 8,040.00       | 0.00      | 0.00       |
| AQ  | 36515    | Load Trail, Ltd.                             | 2412      | LAMAR      | 5/18/2009  | 68,250.00        | 13,650.00        | 54,600.00      | 0.00      | 0.00       |
| AQ  | 36963    | ingram concrete llc                          | 44504     | PARKER     | 5/18/2009  | 4,050.00         | 810.00           | 3,240.00       | 0.00      | 0.00       |
| AQ  | 36598    | ConocoPhillips Company                       | HW0018P   | HUTCHINSON | 5/18/2009  | 10,150.00        | 2,030.00         | 8,120.00       | 0.00      | 0.00       |
| AQ  | 34982    | Lucite International, Inc.                   | JE0425E   | JEFFERSON  | 5/18/2009  | 50,250.00        | 0.00             | 25,125.00      | 25,125.00 | 25,125.00  |
| AQ  | 36700    | Delek Refining, Ltd.                         | 5955A     | SMITH      | 5/18/2009  | 26,500.00        | 5,300.00         | 21,200.00      | 0.00      | 0.00       |
| AQ  | 36614    | FLAT ROCK MINERALS LLC                       | 84664L001 | UPSHUR     | 5/18/2009  | 3,470.00         | 694.00           | 2,776.00       | 0.00      | 0.00       |
| AQ  | 35189    | Solutia Inc.                                 | 18251     | BRAZORIA   | 5/18/2009  | 117,048.00       | 0.00             | 58,524.00      | 58,524.00 | 58,524.00  |
| AQ  | 36054    | E. I. du Pont de Nemours and Company         | 9176      | ORANGE     | 5/18/2009  | 12,859.00        | 2,571.00         | 10,288.00      | 0.00      | 0.00       |

## Singles Programs

## Appendix 7: List of Administrative Orders Issued FY2009

Date Range Selected : 09/01/2008 - 08/31/2009

| PGM | Case No. | Respondent Name                                      | TCEQ ID    | County      | Order Date | Penalty Assessed | Penalty Deferred | Payable Amount | SEP Cost   | SEP Offset |
|-----|----------|--|------------|-------------|------------|------------------|------------------|----------------|------------|------------|
| AQ  | 36238    | TOTAL PETROCHEMICALS USA, INC.                       | HG0036S    | HARRIS      | 5/18/2009  | 83,424.00        | 16,684.00        | 66,740.00      | 0.00       | 0.00       |
| AQ  | 36687    | Norit Americas, Inc.                                 | 1379       | HARRISON    | 6/1/2009   | 28,760.00        | 5,752.00         | 11,504.00      | 11,504.00  | 11,504.00  |
| AQ  | 35827    | Diamond Shamrock Refining Company, L.P.              | MR0008T    | MOORE       | 6/1/2009   | 8,450.00         | 1,690.00         | 6,760.00       | 0.00       | 0.00       |
| AQ  | 35926    | The Dow Chemical Company                             | 20432      | BRAZORIA    | 6/1/2009   | 202,325.00       | 0.00             | 101,163.00     | 101,162.00 | 101,162.00 |
| AQ  | 31739    | JOHNSON, BOBBY SONNY                                 | 80293      | GREGG       | 6/1/2009   | 16,200.00        | 0.00             | 16,200.00      | 0.00       | 0.00       |
| AQ  | 36648    | Maximus Coffee Group, LP                             | 1018       | HARRIS      | 6/1/2009   | 3,500.00         | 700.00           | 2,800.00       | 0.00       | 0.00       |
| AQ  | 36945    | Obbco Ranch Corporation                              |            | ECTOR       | 6/1/2009   | 1,100.00         | 220.00           | 880.00         | 0.00       | 0.00       |
| AQ  | 36095    | The Premcor Refining Group Inc.                      | JE0042B    | JEFFERSON   | 6/1/2009   | 17,100.00        | 3,420.00         | 6,840.00       | 6,840.00   | 6,840.00   |
| AQ  | 37079    | Bluff Manufacturing, Inc.                            | 86325      | TARRANT     | 6/1/2009   | 1,050.00         | 210.00           | 840.00         | 0.00       | 0.00       |
| AQ  | 36663    | Eagle Rock Field Services, L.P.                      | 77131      | ROBERTS     | 6/1/2009   | 57,589.00        | 11,517.00        | 23,036.00      | 23,036.00  | 23,036.00  |
| AQ  | 36190    | Southwest Convenience Stores, LLC                    | EE0807M    | EL PASO     | 6/1/2009   | 4,850.00         | 970.00           | 3,880.00       | 0.00       | 0.00       |
| AQ  | 37052    | Rescar, Inc.   | OC0054A    | ORANGE      | 6/1/2009   | 3,050.00         | 610.00           | 2,440.00       | 0.00       | 0.00       |
| AQ  | 36793    | TOTAL PETROCHEMICALS USA, INC.                       | HG0036S    | HARRIS      | 6/1/2009   | 43,103.00        | 8,620.00         | 34,483.00      | 0.00       | 0.00       |
| AQ  | 36901    | ConocoPhillips Company                               | BL0042G    | BRAZORIA    | 6/15/2009  | 10,000.00        | 2,000.00         | 8,000.00       | 0.00       | 0.00       |
| AQ  | 36840    | E. I. du Pont de Nemours and Company                 | 20204      | ORANGE      | 6/15/2009  | 6,916.00         | 1,383.00         | 5,533.00       | 0.00       | 0.00       |
| AQ  | 36682    | Conner Steel Products Inc.                           | 2820       | TOM GREEN   | 6/15/2009  | 32,600.00        | 6,520.00         | 13,040.00      | 13,040.00  | 13,040.00  |
| AQ  | 36680    | Southwest Convenience Stores, LLC                    | EE1130W    | EL PASO     | 6/15/2009  | 2,620.00         | 524.00           | 2,096.00       | 0.00       | 0.00       |
| AQ  | 37178    | Essner Manufacturing, L.P.                           | 74141      | TARRANT     | 6/15/2009  | 1,600.00         | 320.00           | 1,280.00       | 0.00       | 0.00       |
| AQ  | 36718    | SandRidge CO2, LLC                                   | PE0050P    | PECOS       | 6/15/2009  | 10,500.00        | 2,100.00         | 8,400.00       | 0.00       | 0.00       |
| AQ  | 37081    | Targa Midstream Services Limited Partnership         | 56431      | CHAMBERS    | 6/15/2009  | 3,800.00         | 760.00           | 3,040.00       | 0.00       | 0.00       |
| AQ  | 36818    | Citgo Refining and Chemicals Company L.P.            | PSDTX653M1 | NUECES      | 6/15/2009  | 20,459.00        | 4,091.00         | 8,184.00       | 8,184.00   | 8,184.00   |
| AQ  | 37016    | Pilot Travel Centers LLC dba Pilot Travel Center 435 | EE2327R    | EL PASO     | 6/15/2009  | 1,220.00         | 244.00           | 976.00         | 0.00       | 0.00       |
| AQ  | 36464    | ONEOK Hydrocarbon Southwest, LLC                     | CI0005A    | CHAMBERS    | 6/15/2009  | 13,100.00        | 2,620.00         | 10,480.00      | 0.00       | 0.00       |
| AQ  | 36884    | Chevron Phillips Chemical Company, LP                | 21101      | JEFFERSON   | 6/15/2009  | 14,560.00        | 2,912.00         | 5,824.00       | 5,824.00   | 5,824.00   |
| AQ  | 36756    | Exxon Mobil Corporation                              | 3452       | HARRIS      | 6/15/2009  | 26,450.00        | 5,290.00         | 10,580.00      | 10,580.00  | 10,580.00  |
| AQ  | 33658    | PRICE CONSTRUCTION, LTD.                             | 7901       | LUBBOCK     | 6/15/2009  | 5,145.00         | 0.00             | 5,145.00       | 0.00       | 0.00       |
| AQ  | 36651    | Shell Oil Company                                    | 1945       | HARRIS      | 6/15/2009  | 21,275.00        | 0.00             | 10,638.00      | 10,637.00  | 10,637.00  |
| AQ  | 37067    | The Dow Chemical Company                             | HG0769O    | HARRIS      | 7/9/2009   | 3,000.00         | 600.00           | 1,200.00       | 1,200.00   | 1,200.00   |
| AQ  | 37179    | CLW, Inc.  | 87202      | SAN JACINTO | 7/9/2009   | 2,000.00         | 400.00           | 1,600.00       | 0.00       | 0.00       |
| AQ  | 37109    | Huntsman Polymers Corporation                        | 4813500005 | ECTOR       | 7/9/2009   | 45,208.00        | 9,041.00         | 18,084.00      | 18,083.00  | 18,083.00  |
| AQ  | 36182    | Chemical Lime, Ltd.                                  | CS0020O    | COMAL       | 7/9/2009   | 2,875.00         | 575.00           | 2,300.00       | 0.00       | 0.00       |
| AQ  | 35862    | King Ranch, Inc.                                     |            | KLEBERG     | 7/9/2009   | 3,570.00         | 0.00             | 3,570.00       | 0.00       | 0.00       |
| AQ  | 37128    | Marathon Oil Company                                 | 87223      | LEON        | 7/9/2009   | 1,000.00         | 200.00           | 800.00         | 0.00       | 0.00       |
| AQ  | 36913    | The Lubrizol Corporation                             | 6221       | HARRIS      | 7/9/2009   | 3,510.00         | 702.00           | 2,808.00       | 0.00       | 0.00       |
| AQ  | 33795    | The Dow Chemical Company                             | BL0082R    | BRAZORIA    | 7/9/2009   | 166,465.00       | 0.00             | 83,233.00      | 83,232.00  | 83,232.00  |
| AQ  | 37130    | Enertech Industries Incorporated                     | EB0759I    | ECTOR       | 7/9/2009   | 1,070.00         | 214.00           | 856.00         | 0.00       | 0.00       |
| AQ  | 36935    | Chevron Phillips Chemical Company, LP                | HG0310V    | HARRIS      | 7/9/2009   | 23,624.00        | 4,724.00         | 9,450.00       | 9,450.00   | 9,450.00   |

## Singles Programs

## Appendix 7: List of Administrative Orders Issued FY2009

Date Range Selected : 09/01/2008 - 08/31/2009

| PGM | Case No. | Respondent Name                           | TCEQ ID | County     | Order Date | Penalty Assessed | Penalty Deferred | Payable Amount | SEP Cost   | SEP Offset |
|-----|----------|---|---------|------------|------------|------------------|------------------|----------------|------------|------------|
| AQ  | 36767    | Whiting Oil and Gas Corporation           | 2425    | YOAKUM     | 7/9/2009   | 1,950.00         | 390.00           | 1,560.00       | 0.00       | 0.00       |
| AQ  | 37152    | DCP Midstream, LP                         | 676A    | ECTOR      | 7/9/2009   | 10,000.00        | 0.00             | 5,000.00       | 5,000.00   | 5,000.00   |
| AQ  | 25508    | J. C. Evans Construction Holdings, Inc.   |         | WILLIAMSON | 7/9/2009   | 210,000.00       | 0.00             | 42,000.00      | 168,000.00 | 168,000.00 |
| AQ  | 36231    | E. I. du Pont de Nemours and Company      | OC0007J | ORANGE     | 7/9/2009   | 31,408.00        | 6,281.00         | 12,564.00      | 12,563.00  | 12,563.00  |
| AQ  | 36976    | TOTAL PETROCHEMICALS USA, INC.            | 78962   | HARRIS     | 7/9/2009   | 20,000.00        | 4,000.00         | 16,000.00      | 0.00       | 0.00       |
| AQ  | 36223    | Exxon Mobil Corporation                   | HG0232Q | HARRIS     | 7/9/2009   | 30,000.00        | 6,000.00         | 12,000.00      | 12,000.00  | 12,000.00  |
| AQ  | 37099    | Eagle Rock Field Services, L.P.           | RH0008Q | *MULTIPLE  | 7/20/2009  | 2,575.00         | 515.00           | 2,060.00       | 0.00       | 0.00       |
| AQ  | 36990    | City of Plano                             |         | COLLIN     | 7/20/2009  | 1,050.00         | 210.00           | 0.00           | 840.00     | 840.00     |
| AQ  | 37198    | CenterPoint Energy Field Services, Inc.   | 780     | HARRISON   | 7/20/2009  | 2,300.00         | 460.00           | 1,840.00       | 0.00       | 0.00       |
| AQ  | 32543    | TOTAL PETROCHEMICALS USA, INC.            | JE0005H | JEFFERSON  | 7/20/2009  | 749,910.00       | 0.00             | 374,955.00     | 374,955.00 | 374,955.00 |
| AQ  | 31785    | LI Holdings, Inc.                         | FI0159N | FREESTONE  | 7/20/2009  | 28,378.00        | 0.00             | 14,189.00      | 14,189.00  | 14,189.00  |
| AQ  | 37167    | TOTAL PETROCHEMICALS USA, INC.            | 78962   | HARRIS     | 7/20/2009  | 10,000.00        | 2,000.00         | 8,000.00       | 0.00       | 0.00       |
| AQ  | 37189    | Apac-Texas, Inc.                          | 3637    | JASPER     | 7/20/2009  | 500.00           | 100.00           | 400.00         | 0.00       | 0.00       |
| AQ  | 37197    | Tenaska Frontier Partners, LTD.           | GK0077F | GRIMES     | 7/20/2009  | 2,100.00         | 420.00           | 1,680.00       | 0.00       | 0.00       |
| AQ  | 36931    | Lide Industries LLC                       | FI0159N | FREESTONE  | 7/20/2009  | 30,100.00        | 0.00             | 15,050.00      | 15,050.00  | 15,050.00  |
| AQ  | 37051    | E. I. du Pont de Nemours and Company      | 4351    | JEFFERSON  | 7/20/2009  | 5,643.00         | 1,128.00         | 4,515.00       | 0.00       | 0.00       |
| AQ  | 36537    | Kaneka Texas Corporation                  | 2800    | HARRIS     | 7/20/2009  | 5,150.00         | 1,030.00         | 4,120.00       | 0.00       | 0.00       |
| AQ  | 37386    | XTO Energy Inc.                           | 87671   | FREESTONE  | 7/20/2009  | 900.00           | 180.00           | 720.00         | 0.00       | 0.00       |
| AQ  | 37220    | INEOS USA LLC                             | BL0002S | BRAZORIA   | 7/20/2009  | 60,000.00        | 0.00             | 30,000.00      | 30,000.00  | 30,000.00  |
| AQ  | 37114    | Lucite International, Inc.                | JE0425E | JEFFERSON  | 7/20/2009  | 5,357.00         | 1,071.00         | 2,143.00       | 2,143.00   | 2,143.00   |
| AQ  | 37083    | Exxon Mobil Corporation                   | 18287   | HARRIS     | 7/20/2009  | 10,000.00        | 2,000.00         | 4,000.00       | 4,000.00   | 4,000.00   |
| AQ  | 37274    | Valero Refining-Texas, L.P.               | HG0130C | HARRIS     | 7/20/2009  | 10,439.00        | 2,087.00         | 4,176.00       | 4,176.00   | 4,176.00   |
| AQ  | 35700    | DANIELS, FRANK EDWARD                     |         | BEXAR      | 7/29/2009  | 1,050.00         | 0.00             | 1,050.00       | 0.00       | 0.00       |
| AQ  | 31162    | Arturo Maldonado                          | EE2482E | EL PASO    | 8/9/2009   | 3,150.00         | 0.00             | 3,150.00       | 0.00       | 0.00       |
| AQ  | 37237    | Viridis Energy (Texas), LP                | 2565    | *MULTIPLE  | 8/23/2009  | 5,500.00         | 1,100.00         | 4,400.00       | 0.00       | 0.00       |
| AQ  | 37264    | Eagle Rock Field Services, L.P.           | 47545   | MOORE      | 8/23/2009  | 1,875.00         | 375.00           | 1,500.00       | 0.00       | 0.00       |
| AQ  | 35089    | Exxon Mobil Corporation                   | HG0228H | HARRIS     | 8/23/2009  | 496,201.00       | 0.00             | 248,101.00     | 248,100.00 | 248,100.00 |
| AQ  | 34452    | Lehigh Cement Company                     | 1035    | MCLENNAN   | 8/23/2009  | 160,140.00       | 0.00             | 104,550.00     | 55,590.00  | 55,590.00  |
| AQ  | 37076    | SABINA PETROCHEMICALS LLC                 | JE0834F | JEFFERSON  | 8/23/2009  | 7,550.00         | 1,510.00         | 6,040.00       | 0.00       | 0.00       |
| AQ  | 528      | Citgo Refining and Chemicals Company L.P. | NE0192F | NUECES     | 8/23/2009  | 68,640.00        | 0.00             | 34,320.00      | 34,320.00  | 34,320.00  |
| AQ  | 37070    | Seminole Pipeline Company                 |         | HARRIS     | 8/23/2009  | 10,000.00        | 0.00             | 10,000.00      | 0.00       | 0.00       |
| AQ  | 37263    | Huntsman Petrochemical Corporation        | JE0052V | JEFFERSON  | 8/23/2009  | 19,050.00        | 3,810.00         | 7,620.00       | 7,620.00   | 7,620.00   |
| AQ  | 37161    | Magellan Terminals Holdings, L.P.         | HG0017W | HARRIS     | 8/23/2009  | 2,750.00         | 550.00           | 1,100.00       | 1,100.00   | 1,100.00   |
| AQ  | 37227    | MillerCoors LLC                           | TA0235N | TARRANT    | 8/23/2009  | 7,640.00         | 1,528.00         | 6,112.00       | 0.00       | 0.00       |
| AQ  | 37185    | Honeywell International, Inc.             | 1829    | ORANGE     | 8/23/2009  | 24,075.00        | 4,815.00         | 9,630.00       | 9,630.00   | 9,630.00   |
| AQ  | 18691    | Citgo Refining and Chemicals Company L.P. | NE0192F | NUECES     | 8/23/2009  | 10,000.00        | 0.00             | 10,000.00      | 0.00       | 0.00       |
| AQ  | 36156    | Shell Oil Company *                       | HG0659W | HARRIS     | 8/23/2009  | 71,900.00        | 0.00             | 35,950.00      | 35,950.00  | 35,950.00  |



## Singles Programs

## Appendix 7: List of Administrative Orders Issued FY2009

Date Range Selected : 09/01/2008 - 08/31/2009

| PGM                          | Case No. | Respondent Name                              | TCEQ ID      | County       | Order Date | Penalty Assessed     | Penalty Deferred  | Payable Amount      | SEP Cost            | SEP Offset          |
|------------------------------|----------|--|--------------|--------------|------------|----------------------|-------------------|---------------------|---------------------|---------------------|
| AQ                           | 36536    | Kaneka Texas Corporation                     | 1152         | HARRIS       | 8/23/2009  | 6,350.00             | 1,270.00          | 5,080.00            | 0.00                | 0.00                |
| AQ                           | 37077    | DCP Midstream, LP                            | HD0014P      | HANSFORD     | 8/23/2009  | 7,600.00             | 1,520.00          | 3,040.00            | 3,040.00            | 3,040.00            |
| AQ                           | 37154    | INEOS Nova, LLC                              | 1625         | HARRIS       | 8/23/2009  | 5,642.00             | 1,128.00          | 2,257.00            | 2,257.00            | 2,257.00            |
| AQ                           | 37393    | Equalizer, Inc.                              |              | MCLENNAN     | 8/23/2009  | 800.00               | 160.00            | 640.00              | 0.00                | 0.00                |
| AQ                           | 37072    | Flint Hills Resources, LP                    | JE0135Q      | JEFFERSON    | 8/23/2009  | 12,950.00            | 2,590.00          | 10,360.00           | 0.00                | 0.00                |
| AQ                           | 35305    | ExxonMobil Oil Corporation                   | JE0067I      | JEFFERSON    | 8/23/2009  | 106,600.00           | 0.00              | 53,300.00           | 53,300.00           | 53,300.00           |
| AQ                           | 37291    | Owens Corning Roofing and Asphalt, LLC       | 1779         | ELLIS        | 8/31/2009  | 2,500.00             | 500.00            | 2,000.00            | 0.00                | 0.00                |
| AQ                           | 37017    | Gregory Power Partners, L.P.                 | 34824        | SAN PATRICIO | 8/31/2009  | 30,500.00            | 6,100.00          | 24,400.00           | 0.00                | 0.00                |
| AQ                           | 35498    | Diamond Shamrock Refining Company, L.P.      | 9708         | MOORE        | 8/31/2009  | 93,236.00            | 0.00              | 46,618.00           | 46,618.00           | 46,618.00           |
| AQ                           | 37313    | ExxonMobil Oil Corporation                   | JE0062S      | JEFFERSON    | 8/31/2009  | 9,925.00             | 1,985.00          | 3,970.00            | 3,970.00            | 3,970.00            |
| AQ                           | 36255    | Citgo Refining and Chemicals Company L.P.    | 3119A        | NUECES       | 8/31/2009  | 10,482.00            | 0.00              | 10,482.00           | 0.00                | 0.00                |
| AQ                           | 37595    | PEREZ, TOMAS                                 |              | HIDALGO      | 8/31/2009  | 1,100.00             | 220.00            | 880.00              | 0.00                | 0.00                |
| AQ                           | 37006    | Huntsman Petrochemical Corporation           | JE0052V      | JEFFERSON    | 8/31/2009  | 28,615.00            | 0.00              | 14,308.00           | 14,307.00           | 14,307.00           |
| AQ                           | 37400    | B & B Ready Mix, Inc.                        | DB5347R      | DALLAS       | 8/31/2009  | 970.00               | 194.00            | 776.00              | 0.00                | 0.00                |
| AQ                           | 37123    | LANXESS Corporation                          | OC0004P      | ORANGE       | 8/31/2009  | 4,524.00             | 904.00            | 1,810.00            | 1,810.00            | 1,810.00            |
| AQ                           | 37365    | Chevron Phillips Chemical Company, LP        | HG0310V      | HARRIS       | 8/31/2009  | 9,750.00             | 1,950.00          | 3,900.00            | 3,900.00            | 3,900.00            |
| AQ                           | 37261    | BASF FINA Petrochemicals Limited Partnership | 36644        | JEFFERSON    | 8/31/2009  | 53,900.00            | 10,780.00         | 21,560.00           | 21,560.00           | 21,560.00           |
| AQ                           | 36933    | Shell Oil Company *                          | HG0659W      | HARRIS       | 8/31/2009  | 30,423.00            | 0.00              | 15,212.00           | 15,211.00           | 15,211.00           |
| AQ                           | 37124    | Air Liquide Large Industries U.S. LP         | 1735         | HARRIS       | 8/31/2009  | 82,455.00            | 16,491.00         | 32,982.00           | 32,982.00           | 32,982.00           |
| AQ                           | 36717    | The Dow Chemical Company                     | 834          | BRAZORIA     | 8/31/2009  | 63,000.00            | 0.00              | 31,500.00           | 31,500.00           | 31,500.00           |
| AQ                           | 35335    | Chalico Concrete Materials, Inc.             | 77534        | CAMERON      | 8/31/2009  | 5,350.00             | 0.00              | 5,350.00            | 0.00                | 0.00                |
| AQ                           | 37110    | The Premcor Refining Group Inc.              | JE0042B      | JEFFERSON    | 8/31/2009  | 19,600.00            | 3,920.00          | 7,840.00            | 7,840.00            | 7,840.00            |
| AQ                           | 36494    | CICALO, SAM                                  | 86676        | WISE         | 8/31/2009  | 1,000.00             | 0.00              | 1,000.00            | 0.00                | 0.00                |
| AQ                           | 37316    | Bells Conversions, Inc.                      | 87762        | DALLAS       | 8/31/2009  | 4,280.00             | 856.00            | 3,424.00            | 0.00                | 0.00                |
| AQ                           | 37540    | Firestone Polymers, LLC                      | 292          | ORANGE       | 8/31/2009  | 5,475.00             | 1,095.00          | 4,380.00            | 0.00                | 0.00                |
| AQ                           | 37513    | Enbridge Pipelines (NE Texas) L.P.           | 8986         | CAMP         | 8/31/2009  | 3,000.00             | 600.00            | 2,400.00            | 0.00                | 0.00                |
| AQ                           | 37346    | Shintech Incorporated                        | 1361         | BRAZORIA     | 8/31/2009  | 3,500.00             | 700.00            | 2,800.00            | 0.00                | 0.00                |
| AQ                           | 37144    | Mobil Chemical Company Inc.                  | JE0065M      | JEFFERSON    | 8/31/2009  | 3,675.00             | 735.00            | 1,470.00            | 1,470.00            | 1,470.00            |
| AQ                           | 37194    | Chevron Phillips Chemical Company, LP        | 22690        | BRAZORIA     | 8/31/2009  | 9,700.00             | 1,940.00          | 3,880.00            | 3,880.00            | 3,880.00            |
| <b>Subtotal for AQ : 398</b> |          |  |              |              |            | <b>10,499,573.00</b> | <b>930,851.00</b> | <b>5,706,082.00</b> | <b>3,862,640.00</b> | <b>3,862,640.00</b> |
| DC                           | 30920    | HYESHIN HAN BOUWHUIS                         | 104096292    | HARRIS       | 9/18/2008  | 1,185.00             | 0.00              | 1,185.00            | 0.00                | 0.00                |
| DC                           | 30887    | DOSAN ENTERPRISES, INC.                      | 104996285    | HARRIS       | 10/6/2008  | 1,185.00             | 0.00              | 1,185.00            | 0.00                | 0.00                |
| DC                           | 31024    | CHEA, YUNG                                   | TXR000075416 | BELL         | 11/17/2008 | 1,185.00             | 0.00              | 1,185.00            | 0.00                | 0.00                |
| DC                           | 30701    | DEMITREE OCHOA                               | TXR000073676 | HARRIS       | 11/26/2008 | 1,185.00             | 0.00              | 1,185.00            | 0.00                | 0.00                |
| DC                           | 30884    | CLEANING STOP LLC                            | 103988812    | *MULTIPLE    | 12/7/2008  | 270.00               | 0.00              | 270.00              | 0.00                | 0.00                |
| DC                           | 31209    | NHUNG T. NGUYEN                              | 104309794    | FORT BEND    | 12/7/2008  | 1,185.00             | 0.00              | 1,185.00            | 0.00                | 0.00                |
| DC                           | 31501    | SEONG D. ROH                                 | 103200424    | DALLAS       | 12/30/2008 | 1,185.00             | 0.00              | 1,185.00            | 0.00                | 0.00                |

## Singles Programs

## Appendix 7: List of Administrative Orders Issued FY2009

Date Range Selected : 09/01/2008 - 08/31/2009

| PGM                         | Case No. | Respondent Name                         | TCEQ ID      | County     | Order Date | Penalty Assessed | Penalty Deferred | Payable Amount   | SEP Cost         | SEP Offset       |
|-----------------------------|----------|---|--------------|------------|------------|------------------|------------------|------------------|------------------|------------------|
| DC                          | 31224    | Kim Phuong Tran dba Kims Cleaners       | 104995105    | HARRIS     | 12/30/2008 | 1,185.00         | 0.00             | 1,185.00         | 0.00             | 0.00             |
| DC                          | 30569    | Thanh Dung Nguyen                       | 104098157    | HARRIS     | 1/30/2009  | 656.00           | 0.00             | 656.00           | 0.00             | 0.00             |
| DC                          | 30635    | Shali Enterprises, Inc.                 | 104996400    | HARRIS     | 2/19/2009  | 1,185.00         | 0.00             | 1,185.00         | 0.00             | 0.00             |
| DC                          | 30782    | Fairmont Cleaners, Inc.                 | 104086384    | HARRIS     | 4/1/2009   | 1,185.00         | 0.00             | 1,185.00         | 0.00             | 0.00             |
| DC                          | 31021    | WALK, HYON C                            | 105010417    | BELL       | 4/5/2009   | 1,535.00         | 0.00             | 1,535.00         | 0.00             | 0.00             |
| DC                          | 30897    | Myung & Choon Kim, Inc.                 | 100795848    | DALLAS     | 4/25/2009  | 2,370.00         | 0.00             | 2,370.00         | 0.00             | 0.00             |
| DC                          | 30803    | ASAP Enterprises, Inc.                  | 100705763    | HARRIS     | 5/23/2009  | 2,370.00         | 0.00             | 2,370.00         | 0.00             | 0.00             |
| DC                          | 30287    | Webera, Inc.                            |              | DALLAS     | 6/7/2009   | 3,606.00         | 0.00             | 3,606.00         | 0.00             | 0.00             |
| DC                          | 30806    | TAM PHUONG CORPORATION                  | 104065958    | *MULTIPLE  | 6/21/2009  | 1,185.00         | 0.00             | 1,185.00         | 0.00             | 0.00             |
| <b>Subtotal for DC : 16</b> |          |   |              |            |            | <b>22,657.00</b> | <b>0.00</b>      | <b>22,657.00</b> | <b>0.00</b>      | <b>0.00</b>      |
| ER                          | 36274    | Flying Star Transport, L.L.C.           |              | RANDALL    | 1/30/2009  | 1,200.00         | 240.00           | 960.00           | 0.00             | 0.00             |
| ER                          | 36469    | JESKE CONSTRUCTION CO                   |              | DALLAS     | 3/12/2009  | 7,500.00         | 0.00             | 7,500.00         | 0.00             | 0.00             |
| ER                          | 36655    | Advance Hydrocarbon Corporation         |              | BRAZOS     | 4/20/2009  | 1,050.00         | 210.00           | 840.00           | 0.00             | 0.00             |
| ER                          | 35851    | LINDGREN, JAMES                         |              | LIMESTONE  | 6/7/2009   | 1,050.00         | 0.00             | 1,050.00         | 0.00             | 0.00             |
| ER                          | 36575    | City of Cedar Park                      |              | WILLIAMSON | 8/23/2009  | 10,000.00        | 0.00             | 0.00             | 10,000.00        | 10,000.00        |
| <b>Subtotal for ER : 5</b>  |          |   |              |            |            | <b>20,800.00</b> | <b>450.00</b>    | <b>10,350.00</b> | <b>10,000.00</b> | <b>10,000.00</b> |
| IHW                         | 34165    | PHILLIPS, BILL                          | TXD097054878 | LUBBOCK    | 9/22/2008  | 10,350.00        | 2,070.00         | 8,280.00         | 0.00             | 0.00             |
| IHW                         | 33474    | U.S. Oil Recovery, L.P.                 | 52123        | HARRIS     | 11/6/2008  | 6,700.00         | 0.00             | 6,700.00         | 0.00             | 0.00             |
| IHW                         | 35675    | COLLINS, ROGER                          |              | FALLS      | 11/6/2008  | 1,020.00         | 204.00           | 816.00           | 0.00             | 0.00             |
| IHW                         | 35349    | Chevron Phillips Chemical Company, LP   | TXD041516709 | HUTCHINSON | 11/6/2008  | 36,974.00        | 7,394.00         | 14,790.00        | 14,790.00        | 14,790.00        |
| IHW                         | 25611    | Mickey D Wells                          | TXR000058610 | KERR       | 11/12/2008 | 28,355.00        | 0.00             | 28,355.00        | 0.00             | 0.00             |
| IHW                         | 35870    | Houston Unlimited Inc. Metal Processing | TX0000248633 | WASHINGTON | 12/20/2008 | 25,000.00        | 5,000.00         | 20,000.00        | 0.00             | 0.00             |
| IHW                         | 35343    | Xklen Corporation                       | 83163        | BRAZORIA   | 12/24/2008 | 13,000.00        | 0.00             | 13,000.00        | 0.00             | 0.00             |
| IHW                         | 31962    | Van Der Horst U S A Corporation         | 30391        | *MULTIPLE  | 12/30/2008 | 44,685.00        | 0.00             | 44,685.00        | 0.00             | 0.00             |
| IHW                         | 33082    | Opti-Blast, Inc.                        | TXR000046748 | CHEROKEE   | 2/8/2009   | 63,500.00        | 12,700.00        | 50,800.00        | 0.00             | 0.00             |
| IHW                         | 34809    | Itasca Landfill TX, LP                  | 86925        | HILL       | 2/8/2009   | 8,625.00         | 1,725.00         | 6,900.00         | 0.00             | 0.00             |
| IHW                         | 30057    | Chevron Chemical Company                | TXR000004390 | JEFFERSON  | 4/20/2009  | 19,287.00        | 0.00             | 19,287.00        | 0.00             | 0.00             |
| IHW                         | 36465    | Oxea Corporation                        | TXR000077784 | MATAGORDA  | 4/20/2009  | 1,875.00         | 375.00           | 1,500.00         | 0.00             | 0.00             |
| IHW                         | 35397    | Veolia ES Technical Solutions, L.L.C.   | TXD000838896 | JEFFERSON  | 5/18/2009  | 6,090.00         | 0.00             | 3,045.00         | 3,045.00         | 3,045.00         |
| IHW                         | 34877    | Parrish Machine & Service, Inc.         | 20324        | HARRIS     | 5/18/2009  | 13,590.00        | 0.00             | 13,590.00        | 0.00             | 0.00             |
| IHW                         | 24637    | Walker Wood Preserving, Inc.            | TXD026042168 | POLK       | 5/23/2009  | 101,000.00       | 0.00             | 101,000.00       | 0.00             | 0.00             |
| IHW                         | 12684    | Irma Maldonado-Rullan                   | TXR000031955 | WEBB       | 7/9/2009   | 18,000.00        | 0.00             | 18,000.00        | 0.00             | 0.00             |
| IHW                         | 35015    | BP Products North America Inc.          | 34507        | *MULTIPLE  | 7/9/2009   | 650,000.00       | 0.00             | 325,000.00       | 325,000.00       | 325,000.00       |
| IHW                         | 33457    | INEOS Americas LLC                      | TXR000065730 | JEFFERSON  | 7/9/2009   | 6,880.00         | 0.00             | 6,880.00         | 0.00             | 0.00             |
| IHW                         | 29616    | Veolia ES Technical Solutions, LLC      | TXD000838896 | JEFFERSON  | 7/9/2009   | 15,554.00        | 0.00             | 7,777.00         | 7,777.00         | 7,777.00         |
| IHW                         | 37040    | Safety-Kleen Systems, Inc.              | TXD000729400 | BEXAR      | 7/20/2009  | 1,750.00         | 350.00           | 1,400.00         | 0.00             | 0.00             |
| IHW                         | 36444    | BP Products North America Inc.          | TXD008080533 | GALVESTON  | 7/20/2009  | 12,650.00        | 2,530.00         | 10,120.00        | 0.00             | 0.00             |
| IHW                         | 33041    | H. O. T. Transport, Ltd.                | TXR000076943 | ANGELINA   | 7/20/2009  | 15,000.00        | 3,000.00         | 12,000.00        | 0.00             | 0.00             |

## Singles Programs

## Appendix 7: List of Administrative Orders Issued FY2009

Date Range Selected : 09/01/2008 - 08/31/2009

| PGM                          | Case No. | Respondent Name   | TCEQ ID      | County     | Order Date | Penalty Assessed    | Penalty Deferred | Payable Amount    | SEP Cost          | SEP Offset        |
|------------------------------|----------|---|--------------|------------|------------|---------------------|------------------|-------------------|-------------------|-------------------|
| IHW                          | 33299    | Leading Edge Aviation Services Inc                        | TXD987992690 | POTTER     | 8/23/2009  | 41,250.00           | 0.00             | 41,250.00         | 0.00              | 0.00              |
| IHW                          | 37024    | City of Encinal   |              | WEBB       | 8/31/2009  | 1,270.00            | 254.00           | 1,016.00          | 0.00              | 0.00              |
| IHW                          | 35395    | Citgo Refining and Chemicals Company L.P.                 | TXD051161990 | NUECES     | 8/31/2009  | 23,460.00           | 0.00             | 23,460.00         | 0.00              | 0.00              |
| <b>Subtotal for IHW : 25</b> |          |   |              |            |            | <b>1,165,865.00</b> | <b>35,602.00</b> | <b>779,651.00</b> | <b>350,612.00</b> | <b>350,612.00</b> |
| MSW                          | 28007    | Triple A Dump Truck Service, L.L.C.                       | 455150139    | HIDALGO    | 9/4/2008   | 4,200.00            | 0.00             | 4,200.00          | 0.00              | 0.00              |
| MSW                          | 35494    | GRIFFIN, ROBERT H   |              | MASON      | 10/6/2008  | 5,250.00            | 1,050.00         | 4,200.00          | 0.00              | 0.00              |
| MSW                          | 34876    | H. Mitchell Enterprises, Inc                              |              | TARRANT    | 10/6/2008  | 8,942.00            | 0.00             | 8,942.00          | 0.00              | 0.00              |
| MSW                          | 28196    | KNOWLES, JAMES M  | 455120107    | MONTGOMERY | 10/6/2008  | 1,050.00            | 0.00             | 1,050.00          | 0.00              | 0.00              |
| MSW                          | 34895    | DIAZ, JUAN ANTONIO  |              | BEXAR      | 10/12/2008 | 12,500.00           | 0.00             | 12,500.00         | 0.00              | 0.00              |
| MSW                          | 32827    | MARROQUIN, JESUS  | 455150151    | HIDALGO    | 10/12/2008 | 5,000.00            | 0.00             | 5,000.00          | 0.00              | 0.00              |
| MSW                          | 35619    | WHITFIELD, R J  |              | FALLS      | 10/23/2008 | 3,775.00            | 755.00           | 3,020.00          | 0.00              | 0.00              |
| MSW                          | 34643    | McCarty Road Landfill TX, LP                              | 261A         | HARRIS     | 10/23/2008 | 3,720.00            | 744.00           | 2,976.00          | 0.00              | 0.00              |
| MSW                          | 35863    | Jimi Enterprise Inc                                       |              | MCLENNAN   | 10/23/2008 | 475.00              | 95.00            | 380.00            | 0.00              | 0.00              |
| MSW                          | 1741     | Brazosport Equipment & Rental, Inc.                       | 455120017    | BRAZORIA   | 10/23/2008 | 5,500.00            | 0.00             | 5,500.00          | 0.00              | 0.00              |
| MSW                          | 15894    | Texas Mexican Railway Company                             | UNA455160026 | WEBB       | 10/23/2008 | 22,000.00           | 0.00             | 22,000.00         | 0.00              | 0.00              |
| MSW                          | 35370    | Friedman Recycling of El Paso, LP                         | 100156       | EL PASO    | 10/23/2008 | 13,872.00           | 2,774.00         | 11,098.00         | 0.00              | 0.00              |
| MSW                          | 35183    | City of Corpus Christi                                    | 423A         | NUECES     | 11/17/2008 | 5,300.00            | 0.00             | 0.00              | 5,300.00          | 5,300.00          |
| MSW                          | 34390    | Tyler County  | 40038        | TYLER      | 11/17/2008 | 6,300.00            | 1,260.00         | 0.00              | 5,040.00          | 5,040.00          |
| MSW                          | 34666    | GRANADOS, JOSE  | 455150161    | HIDALGO    | 11/17/2008 | 7,500.00            | 3,900.00         | 3,600.00          | 0.00              | 0.00              |
| MSW                          | 31942    | George Zambrano   | UNA455140033 | JIM WELLS  | 11/26/2008 | 5,000.00            | 0.00             | 5,000.00          | 0.00              | 0.00              |
| MSW                          | 36096    | ROSAS, MAURICE  |              | SCURRY     | 12/4/2008  | 1,050.00            | 210.00           | 840.00            | 0.00              | 0.00              |
| MSW                          | 35710    | GREGORY, BEN  | 455040185    | TARRANT    | 12/4/2008  | 1,000.00            | 200.00           | 800.00            | 0.00              | 0.00              |
| MSW                          | 36072    | Cowtown Redi Mix, Inc.                                    |              | TARRANT    | 12/4/2008  | 3,000.00            | 600.00           | 2,400.00          | 0.00              | 0.00              |
| MSW                          | 34163    | HINSON, HERMAN *  | 455100055    | HARDIN     | 12/4/2008  | 2,100.00            | 0.00             | 2,100.00          | 0.00              | 0.00              |
| MSW                          | 31775    | FRENCH, MICHAEL EUGENE                                    | 455040169    | KAUFMAN    | 12/10/2008 | 1,000.00            | 0.00             | 1,000.00          | 0.00              | 0.00              |
| MSW                          | 35818    | City of Laredo  | 1693A        | WEBB       | 12/20/2008 | 2,625.00            | 525.00           | 2,100.00          | 0.00              | 0.00              |
| MSW                          | 36001    | GOPDQ.Net, LLC  | 2350         | HARRIS     | 12/20/2008 | 8,625.00            | 0.00             | 8,625.00          | 0.00              | 0.00              |
| MSW                          | 29047    | Garland Kimbrell  | 100015       | LUBBOCK    | 12/20/2008 | 2,100.00            | 0.00             | 2,100.00          | 0.00              | 0.00              |
| MSW                          | 30108    | MCCLURE, HEATHER L *                                      | 6200044      | TAYLOR     | 12/20/2008 | 2,005.00            | 0.00             | 2,005.00          | 0.00              | 0.00              |
| MSW                          | 25476    | P Johnston Ventures, Inc.                                 | 455120104    | MONTGOMERY | 12/24/2008 | 7,875.00            | 0.00             | 7,875.00          | 0.00              | 0.00              |
| MSW                          | 35997    | CCA, L.L.C.   |              | BRAZOS     | 1/30/2009  | 3,477.00            | 695.00           | 2,782.00          | 0.00              | 0.00              |
| MSW                          | 2760     | David Hughitt   | 6200066      | HAMILTON   | 1/30/2009  | 6,930.00            | 0.00             | 6,930.00          | 0.00              | 0.00              |
| MSW                          | 15774    | Aguero Ricardo  |              | WEBB       | 1/30/2009  | 27,500.00           | 0.00             | 27,500.00         | 0.00              | 0.00              |
| MSW                          | 35798    | City of Kingsville  | 235B         | KLEBERG    | 1/30/2009  | 12,540.00           | 2,508.00         | 0.00              | 10,032.00         | 10,032.00         |
| MSW                          | 33304    | San Antonio Disposal Interests, L.P.                      |              | BEXAR      | 2/8/2009   | 3,060.00            | 0.00             | 3,060.00          | 0.00              | 0.00              |
| MSW                          | 27278    | Aguero Ricardo  |              | WEBB       | 2/8/2009   | 3,500.00            | 0.00             | 3,500.00          | 0.00              | 0.00              |
| MSW                          | 33901    | CCRS - Consolidated Construction Recycling Services, Ltd. | 100135       | DENTON     | 2/22/2009  | 10,500.00           | 0.00             | 10,500.00         | 0.00              | 0.00              |

## Singles Programs

## Appendix 7: List of Administrative Orders Issued FY2009

Date Range Selected : 09/01/2008 - 08/31/2009

| PGM | Case No. | Respondent Name                        | TCEQ ID      | County       | Order Date | Penalty Assessed | Penalty Deferred | Payable Amount | SEP Cost  | SEP Offset |
|-----|----------|--|--------------|--------------|------------|------------------|------------------|----------------|-----------|------------|
| MSW | 35789    | RAMIREZ, AGUSTIN                       | 455150171    | HIDALGO      | 2/22/2009  | 1,000.00         | 0.00             | 1,000.00       | 0.00      | 0.00       |
| MSW | 36101    | RAMON, MACLOVIO                        | UNA455160063 | DUVAL        | 2/22/2009  | 1,050.00         | 210.00           | 840.00         | 0.00      | 0.00       |
| MSW | 36468    | Eagle Disposal Company, Inc.           |              | LIMESTONE    | 3/12/2009  | 3,888.00         | 777.00           | 3,111.00       | 0.00      | 0.00       |
| MSW | 35702    | Four States Recycling, Inc.            |              | POTTER       | 3/12/2009  | 6,115.00         | 1,223.00         | 4,892.00       | 0.00      | 0.00       |
| MSW | 34649    | Smith County Recycling, L.L.C.         | 100019       | SMITH        | 3/23/2009  | 15,371.00        | 0.00             | 15,371.00      | 0.00      | 0.00       |
| MSW | 33640    | RUIZ, RODOLFO                          | 455150157    | CAMERON      | 4/1/2009   | 5,250.00         | 0.00             | 5,250.00       | 0.00      | 0.00       |
| MSW | 34206    | I.M.C. Waste Disposal, Inc.            | 2229         | WICHITA      | 4/5/2009   | 1,050.00         | 0.00             | 1,050.00       | 0.00      | 0.00       |
| MSW | 34759    | League City Paving Company, Inc.       | 455120121    | GALVESTON    | 4/20/2009  | 7,350.00         | 0.00             | 7,350.00       | 0.00      | 0.00       |
| MSW | 36636    | Mike Bowman                            | 6200497      | BOSQUE       | 4/20/2009  | 2,625.00         | 525.00           | 2,100.00       | 0.00      | 0.00       |
| MSW | 28386    | CROY, CASEY                            |              | HAMILTON     | 4/25/2009  | 3,960.00         | 0.00             | 3,960.00       | 0.00      | 0.00       |
| MSW | 33531    | Burroughs Don                          | 455100054    | JEFFERSON    | 5/10/2009  | 1,050.00         | 0.00             | 1,050.00       | 0.00      | 0.00       |
| MSW | 35220    | JUAREZ, EFRAIN                         |              | DALLAS       | 5/10/2009  | 1,050.00         | 0.00             | 1,050.00       | 0.00      | 0.00       |
| MSW | 34769    | LUCKEY, JAMES *                        | 455100056    | JASPER       | 5/10/2009  | 4,450.00         | 0.00             | 4,450.00       | 0.00      | 0.00       |
| MSW | 36665    | RJR BioEnergy, Inc.                    | A85913       | SAN PATRICIO | 5/18/2009  | 7,761.00         | 1,552.00         | 6,209.00       | 0.00      | 0.00       |
| MSW | 37001    | YTURRI, JOHN                           |              | BEXAR        | 5/18/2009  | 5,553.00         | 1,110.00         | 4,443.00       | 0.00      | 0.00       |
| MSW | 36904    | HERNANDEZ, MACARIO                     |              | MILAM        | 5/18/2009  | 1,050.00         | 210.00           | 840.00         | 0.00      | 0.00       |
| MSW | 33864    | HERMES, CHESTER                        |              | BEXAR        | 5/22/2009  | 2,000.00         | 0.00             | 2,000.00       | 0.00      | 0.00       |
| MSW | 35453    | Trash Solutions L.L.C.                 |              | TRAVIS       | 6/1/2009   | 1,070.00         | 0.00             | 1,070.00       | 0.00      | 0.00       |
| MSW | 36973    | SAPP, ALFRED LARUE                     |              | LEON         | 6/1/2009   | 2,625.00         | 525.00           | 2,100.00       | 0.00      | 0.00       |
| MSW | 35033    | IBARRA, JOSE                           | 455150165    | CAMERON      | 6/1/2009   | 2,000.00         | 0.00             | 2,000.00       | 0.00      | 0.00       |
| MSW | 33708    | Pencco, Inc.                           | SD0129H      | SAN PATRICIO | 6/1/2009   | 8,450.00         | 0.00             | 8,450.00       | 0.00      | 0.00       |
| MSW | 35352    | SILLER, ERNESTO ANTONIO                | 455150158    | CAMERON      | 6/1/2009   | 1,050.00         | 0.00             | 1,050.00       | 0.00      | 0.00       |
| MSW | 33318    | Republic Waste Services of Texas, Ltd. | 1209C        | ELLIS        | 6/1/2009   | 5,000.00         | 0.00             | 5,000.00       | 0.00      | 0.00       |
| MSW | 36466    | Angelina County                        | 2105A        | ANGELINA     | 6/15/2009  | 13,000.00        | 2,600.00         | 0.00           | 10,400.00 | 10,400.00  |
| MSW | 36936    | SANTIS, ROSA *                         | 100152       | TRAVIS       | 6/15/2009  | 900.00           | 180.00           | 720.00         | 0.00      | 0.00       |
| MSW | 28310    | Danny Wilde                            | 100145       | TOM GREEN    | 6/15/2009  | 5,025.00         | 0.00             | 5,025.00       | 0.00      | 0.00       |
| MSW | 35634    | Silvester and Martha Martinez          |              | TOM GREEN    | 7/5/2009   | 1,050.00         | 0.00             | 1,050.00       | 0.00      | 0.00       |
| MSW | 36050    | JMJ Organics Ltd                       | 100148       | HARRIS       | 7/5/2009   | 6,539.00         | 0.00             | 6,539.00       | 0.00      | 0.00       |
| MSW | 36597    | City of Fredericksburg                 | 1995         | GILLESPIE    | 7/9/2009   | 1,070.00         | 214.00           | 856.00         | 0.00      | 0.00       |
| MSW | 33662    | AZTEC WASTE, INC.                      |              | BEXAR        | 7/9/2009   | 3,210.00         | 0.00             | 3,210.00       | 0.00      | 0.00       |
| MSW | 34345    | LOPEZ, VICTOR C                        |              | BEXAR        | 7/9/2009   | 2,000.00         | 0.00             | 2,000.00       | 0.00      | 0.00       |
| MSW | 35572    | CASTRO, DONALD                         |              | BEXAR        | 7/9/2009   | 1,050.00         | 0.00             | 1,050.00       | 0.00      | 0.00       |
| MSW | 32506    | Fort Worth Excavating, Inc.            | 455040173    | TARRANT      | 7/9/2009   | 15,900.00        | 0.00             | 15,900.00      | 0.00      | 0.00       |
| MSW | 34386    | GARZA, EMMA G *                        | 455150163    | HIDALGO      | 7/9/2009   | 1,000.00         | 0.00             | 1,000.00       | 0.00      | 0.00       |
| MSW | 35388    | Red River Service Corporation          | 100129       | CAMERON      | 7/20/2009  | 9,000.00         | 0.00             | 9,000.00       | 0.00      | 0.00       |
| MSW | 34973    | Bosque County                          |              | BOSQUE       | 7/20/2009  | 3,150.00         | 0.00             | 3,150.00       | 0.00      | 0.00       |
| MSW | 36267    | ROMO, ALEJANDRO                        |              | CHEROKEE     | 7/29/2009  | 5,000.00         | 0.00             | 5,000.00       | 0.00      | 0.00       |
| MSW | 36414    | PEREZ, RAUL                            |              | KLEBERG      | 7/29/2009  | 15,000.00        | 0.00             | 15,000.00      | 0.00      | 0.00       |

## Singles Programs

## Appendix 7: List of Administrative Orders Issued FY2009

Date Range Selected : 09/01/2008 - 08/31/2009

| PGM                          | Case No. | Respondent Name                            | TCEQ ID      | County     | Order Date | Penalty Assessed  | Penalty Deferred | Payable Amount    | SEP Cost         | SEP Offset       |
|------------------------------|----------|--|--------------|------------|------------|-------------------|------------------|-------------------|------------------|------------------|
| MSW                          | 36763    | HERNANDEZ, BAUDELIO Z                      |              | MCLENNAN   | 7/29/2009  | 2,625.00          | 0.00             | 2,625.00          | 0.00             | 0.00             |
| MSW                          | 36276    | The J.W. Grimes Family Limited Partnership |              | *MULTIPLE  | 8/9/2009   | 15,000.00         | 0.00             | 15,000.00         | 0.00             | 0.00             |
| MSW                          | 35237    | MATA, JUAN MIGUEL                          | UNA455160074 | DIMITT     | 8/9/2009   | 7,500.00          | 0.00             | 7,500.00          | 0.00             | 0.00             |
| MSW                          | 37359    | Linda Kay Torres                           |              | JOHNSON    | 8/23/2009  | 1,120.00          | 224.00           | 896.00            | 0.00             | 0.00             |
| MSW                          | 31509    | Maverick County                            |              | MAVERICK   | 8/31/2009  | 3,810.00          | 0.00             | 3,810.00          | 0.00             | 0.00             |
| MSW                          | 36037    | DE LOS SANTOS, JOSE                        | UNA455160066 | MAVERICK   | 8/31/2009  | 1,050.00          | 0.00             | 1,050.00          | 0.00             | 0.00             |
| <b>Subtotal for MSW : 77</b> |          |  |              |            |            | <b>414,038.00</b> | <b>24,666.00</b> | <b>358,600.00</b> | <b>30,772.00</b> | <b>30,772.00</b> |
| OL                           | 32187    | TRAMMELL, DAVID                            | LI0009716    | HARRIS     | 10/6/2008  | 625.00            | 0.00             | 625.00            | 0.00             | 0.00             |
| OL                           | 36298    | PATTERSON, LARRY                           |              | DENTON     | 10/6/2008  | 210.00            | 0.00             | 210.00            | 0.00             | 0.00             |
| OL                           | 11125    | BOLTON, BRAD                               |              | COLEMAN    | 10/23/2008 | 750.00            | 0.00             | 750.00            | 0.00             | 0.00             |
| OL                           | 25967    | SISCA, JOEY                                |              | TRAVIS     | 10/23/2008 | 4,000.00          | 0.00             | 4,000.00          | 0.00             | 0.00             |
| OL                           | 35260    | JAMES, TERRY R                             |              | BASTROP    | 11/6/2008  | 625.00            | 125.00           | 500.00            | 0.00             | 0.00             |
| OL                           | 35846    | SHERRELL, KEITH                            |              | HOOD       | 11/6/2008  | 742.00            | 148.00           | 594.00            | 0.00             | 0.00             |
| OL                           | 33907    | MARTINEZ, JAVIER R                         |              | FORT BEND  | 12/24/2008 | 625.00            | 0.00             | 625.00            | 0.00             | 0.00             |
| OL                           | 34987    | HUNT, JOHN                                 | LI0007808    | HARRIS     | 12/24/2008 | 267.00            | 0.00             | 267.00            | 0.00             | 0.00             |
| OL                           | 36202    | HAMM, JEFF                                 |              | HOOD       | 1/30/2009  | 986.00            | 197.00           | 789.00            | 0.00             | 0.00             |
| OL                           | 34715    | GALVAN, VICTOR R                           | LI0009567    | BEXAR      | 2/22/2009  | 1,050.00          | 210.00           | 840.00            | 0.00             | 0.00             |
| OL                           | 31619    | LIMAS, JOHN R                              | LI0010919    | POTTER     | 2/28/2009  | 1,250.00          | 0.00             | 1,250.00          | 0.00             | 0.00             |
| OL                           | 34403    | VASQUEZ, CESAR                             | BP0004334    | EL PASO    | 3/14/2009  | 1,750.00          | 0.00             | 1,750.00          | 0.00             | 0.00             |
| OL                           | 35748    | SLATER, JOE F                              | LI0014284    | HOOD       | 3/14/2009  | 1,336.00          | 0.00             | 1,336.00          | 0.00             | 0.00             |
| OL                           | 34689    | HARRIS, CATHERINE E                        | LI0008131    | WILLIAMSON | 3/14/2009  | 2,337.00          | 0.00             | 2,337.00          | 0.00             | 0.00             |
| OL                           | 33657    | GOFF, JASON S                              | LI0008261    | TARRANT    | 4/1/2009   | 262.00            | 0.00             | 262.00            | 0.00             | 0.00             |
| OL                           | 34985    | MELTON, REX D                              | LI0012271    | HUTCHINSON | 4/5/2009   | 1,675.00          | 0.00             | 1,675.00          | 0.00             | 0.00             |
| OL                           | 32941    | CAVAZOS, JORGE A                           | LI0009529    | MAVERICK   | 4/12/2009  | 2,500.00          | 0.00             | 2,500.00          | 0.00             | 0.00             |
| OL                           | 35002    | BURSE, STANLEY                             |              | WILLIAMSON | 4/20/2009  | 594.00            | 0.00             | 594.00            | 0.00             | 0.00             |
| OL                           | 34393    | GARZA, EMILIO                              |              | HIDALGO    | 4/25/2009  | 262.00            | 0.00             | 262.00            | 0.00             | 0.00             |
| OL                           | 34749    | WALLS, SHANE                               |              | BEXAR      | 5/3/2009   | 400.00            | 0.00             | 400.00            | 0.00             | 0.00             |
| OL                           | 31520    | CRUZ, ALFREDO C                            | LI0010678    | HARRIS     | 5/10/2009  | 625.00            | 0.00             | 625.00            | 0.00             | 0.00             |
| OL                           | 35050    | HICKS, CORBY                               | LI0014828    | WILLIAMSON | 5/10/2009  | 500.00            | 0.00             | 500.00            | 0.00             | 0.00             |
| OL                           | 36252    | MEYER, JARROD L                            | LI0014359    | SMITH      | 5/23/2009  | 300.00            | 0.00             | 300.00            | 0.00             | 0.00             |
| OL                           | 32979    | WEAVER, EVANS                              |              | TRAVIS     | 6/15/2009  | 625.00            | 0.00             | 625.00            | 0.00             | 0.00             |
| OL                           | 36979    | MARTINEZ, HIPOLITO                         |              | HARRIS     | 6/15/2009  | 736.00            | 147.00           | 589.00            | 0.00             | 0.00             |
| OL                           | 36823    | DENNIS, BENNIE                             |              | TARRANT    | 6/15/2009  | 1,992.00          | 398.00           | 1,594.00          | 0.00             | 0.00             |
| OL                           | 35275    | GOMEZ, JUAN                                |              | TRAVIS     | 6/18/2009  | 625.00            | 0.00             | 625.00            | 0.00             | 0.00             |
| OL                           | 37186    | Gail A. Wright                             | LI0015690    | COLLIN     | 7/9/2009   | 356.00            | 71.00            | 285.00            | 0.00             | 0.00             |
| OL                           | 37238    | CALLEJAS, PEDRO                            |              | HARRIS     | 7/20/2009  | 743.00            | 148.00           | 595.00            | 0.00             | 0.00             |
| OL                           | 34402    | HACKNEY, JAMES W                           |              | HARRIS     | 7/29/2009  | 736.00            | 0.00             | 736.00            | 0.00             | 0.00             |
| OL                           | 34822    | LUGO, ROBERTO                              |              | NUECES     | 7/29/2009  | 262.00            | 0.00             | 262.00            | 0.00             | 0.00             |

## Singles Programs

## Appendix 7: List of Administrative Orders Issued FY2009

Date Range Selected : 09/01/2008 - 08/31/2009

| PGM                         | Case No. | Respondent Name                           | TCEQ ID   | County      | Order Date | Penalty Assessed | Penalty Deferred | Payable Amount   | SEP Cost    | SEP Offset  |
|-----------------------------|----------|---|-----------|-------------|------------|------------------|------------------|------------------|-------------|-------------|
| OL                          | 35067    | HARRIS, JOHN M                            | WO0017946 | DENTON      | 7/29/2009  | 250.00           | 0.00             | 250.00           | 0.00        | 0.00        |
| OL                          | 35210    | ELLIS, ALBERT E                           |           | FORT BEND   | 7/29/2009  | 872.00           | 0.00             | 872.00           | 0.00        | 0.00        |
| OL                          | 35276    | BOYD, GREGORY W                           | LI0014680 | BEXAR       | 7/29/2009  | 207.00           | 0.00             | 207.00           | 0.00        | 0.00        |
| OL                          | 36523    | HUTCHINS, JAY L                           | WO0020085 | BOSQUE      | 7/29/2009  | 1,367.00         | 0.00             | 1,367.00         | 0.00        | 0.00        |
| OL                          | 34383    | VICKERY, CASEY L                          |           | HAYS        | 8/23/2009  | 262.00           | 0.00             | 262.00           | 0.00        | 0.00        |
| OL                          | 36205    | CARLSON, BRYAN D                          | LI0013828 | FORT BEND   | 8/31/2009  | 250.00           | 0.00             | 250.00           | 0.00        | 0.00        |
| <b>Subtotal for OL : 37</b> |          |   |           |             |            | <b>32,954.00</b> | <b>1,444.00</b>  | <b>31,510.00</b> | <b>0.00</b> | <b>0.00</b> |
| PST                         | 33268    | DODSON, JOHN PAUL *                       | 59397     | WINKLER     | 9/4/2008   | 7,875.00         | 0.00             | 7,875.00         | 0.00        | 0.00        |
| PST                         | 33419    | Husnain AFTAB Enterprises, Inc.           | 74484     | ORANGE      | 9/4/2008   | 4,725.00         | 0.00             | 4,725.00         | 0.00        | 0.00        |
| PST                         | 30576    | ANNA ENTERPRISES INC.                     | 5425      | HARRIS      | 9/18/2008  | 8,840.00         | 0.00             | 8,840.00         | 0.00        | 0.00        |
| PST                         | 31363    | Martin Adalakun                           | 74264     | HARRIS      | 9/18/2008  | 24,600.00        | 0.00             | 24,600.00        | 0.00        | 0.00        |
| PST                         | 27373    | B & F and Sons, LLC                       | 5965      | ELLIS       | 9/18/2008  | 3,210.00         | 0.00             | 3,210.00         | 0.00        | 0.00        |
| PST                         | 29444    | Murmur Corporation                        | 46177     | DALLAS      | 9/21/2008  | 5,250.00         | 0.00             | 5,250.00         | 0.00        | 0.00        |
| PST                         | 35292    | Development II Partners, Inc.             | 78439     | HAYS        | 9/22/2008  | 5,625.00         | 1,125.00         | 4,500.00         | 0.00        | 0.00        |
| PST                         | 25638    | Neptune International Inc.                | 67250     | HARRIS      | 9/22/2008  | 19,950.00        | 0.00             | 19,950.00        | 0.00        | 0.00        |
| PST                         | 35668    | BROWN, CHARLES R                          | 11211     | JONES       | 9/22/2008  | 4,750.00         | 950.00           | 3,800.00         | 0.00        | 0.00        |
| PST                         | 35471    | 15010, INC                                | 68941     | TRAVIS      | 9/22/2008  | 4,000.00         | 800.00           | 3,200.00         | 0.00        | 0.00        |
| PST                         | 35409    | Entergy Gulf States, Inc.                 | 16606     | MONTGOMERY  | 9/22/2008  | 875.00           | 0.00             | 875.00           | 0.00        | 0.00        |
| PST                         | 35410    | May Man Corp.                             | 73843     | HARRIS      | 9/22/2008  | 3,500.00         | 0.00             | 3,500.00         | 0.00        | 0.00        |
| PST                         | 35411    | USA IDOL Inc                              | 32838     | WEBB        | 9/22/2008  | 2,625.00         | 0.00             | 2,625.00         | 0.00        | 0.00        |
| PST                         | 32107    | F P N Enterprises, Inc.                   | 72815     | HARRIS      | 9/22/2008  | 4,400.00         | 0.00             | 4,400.00         | 0.00        | 0.00        |
| PST                         | 35272    | KBEC Corporation                          | 50396     | HARRIS      | 9/22/2008  | 2,040.00         | 408.00           | 1,632.00         | 0.00        | 0.00        |
| PST                         | 35813    | Southwest Convenience Stores, LLC         | 78444     | EL PASO     | 10/6/2008  | 1,750.00         | 0.00             | 1,750.00         | 0.00        | 0.00        |
| PST                         | 35815    | AGUILAR, ALONZO                           | 48654     | BREWSTER    | 10/6/2008  | 1,750.00         | 0.00             | 1,750.00         | 0.00        | 0.00        |
| PST                         | 35501    | G & R STORE, INC.                         | 27145     | DENTON      | 10/6/2008  | 11,232.00        | 2,246.00         | 8,986.00         | 0.00        | 0.00        |
| PST                         | 36297    | Shelter Park, L.P.                        | 6835      | LUBBOCK     | 10/6/2008  | 875.00           | 0.00             | 875.00           | 0.00        | 0.00        |
| PST                         | 35947    | MOUSAVI, MOHSEN MAX                       | 34078     | LUBBOCK     | 10/6/2008  | 875.00           | 0.00             | 875.00           | 0.00        | 0.00        |
| PST                         | 35474    | Sohail Malik                              | 25210     | HARRIS      | 10/6/2008  | 6,000.00         | 1,200.00         | 4,800.00         | 0.00        | 0.00        |
| PST                         | 35885    | EGERT, SCOTT                              | 22070     | LUBBOCK     | 10/6/2008  | 2,625.00         | 0.00             | 2,625.00         | 0.00        | 0.00        |
| PST                         | 36174    | Trans Health Management, Inc.             | 34487     | LUBBOCK     | 10/6/2008  | 875.00           | 0.00             | 875.00           | 0.00        | 0.00        |
| PST                         | 35457    | PEERMOHAMMED, KARIM ALI                   | 36541     | TRAVIS      | 10/6/2008  | 5,778.00         | 1,155.00         | 4,623.00         | 0.00        | 0.00        |
| PST                         | 2696     | Friends International, Inc.               | 53128     | HARRIS      | 10/8/2008  | 16,000.00        | 0.00             | 16,000.00        | 0.00        | 0.00        |
| PST                         | 26046    | SAO Traders Inc.                          | 27217     | SAN JACINTO | 10/12/2008 | 9,500.00         | 0.00             | 9,500.00         | 0.00        | 0.00        |
| PST                         | 2442     | ELHOMMOUD, MOHAMMAD                       | 16427     | HARRIS      | 10/23/2008 | 14,500.00        | 0.00             | 14,500.00        | 0.00        | 0.00        |
| PST                         | 35526    | Mosley Grady W                            | 47151     | SMITH       | 10/23/2008 | 6,300.00         | 1,260.00         | 5,040.00         | 0.00        | 0.00        |
| PST                         | 35686    | AAMIR Enterprises, Inc.                   | 30572     | HARRIS      | 10/23/2008 | 4,576.00         | 915.00           | 3,661.00         | 0.00        | 0.00        |
| PST                         | 15128    | Thatta Corp. Inc., D/B/A Stop-N-Drive #26 | 57470     | JEFFERSON   | 10/23/2008 | 13,200.00        | 0.00             | 13,200.00        | 0.00        | 0.00        |
| PST                         | 13988    | Virginia Ent Inc Db a Super Food Store    | 20328     | JEFFERSON   | 10/23/2008 | 7,200.00         | 0.00             | 7,200.00         | 0.00        | 0.00        |

## Singles Programs

## Appendix 7: List of Administrative Orders Issued FY2009

Date Range Selected : 09/01/2008 - 08/31/2009

| PGM | Case No. | Respondent Name                              | TCEQ ID | County     | Order Date | Penalty Assessed | Penalty Deferred | Payable Amount | SEP Cost  | SEP Offset |
|-----|----------|--|---------|------------|------------|------------------|------------------|----------------|-----------|------------|
| PST | 35512    | TROUT, CHRIS                                 | 42361   | COLLIN     | 10/23/2008 | 7,230.00         | 1,446.00         | 5,784.00       | 0.00      | 0.00       |
| PST | 15654    | SINGH, JASPAL                                | 20750   | HUNT       | 10/23/2008 | 5,600.00         | 0.00             | 5,600.00       | 0.00      | 0.00       |
| PST | 35439    | CARRILLO, RAMIRO                             | 54760   | *MULTIPLE  | 10/23/2008 | 18,392.00        | 3,678.00         | 14,714.00      | 0.00      | 0.00       |
| PST | 23791    | "Cedar Park E&J, Ltd."                       | 53512   | WILLIAMSON | 10/23/2008 | 23,625.00        | 20,025.00        | 3,600.00       | 0.00      | 0.00       |
| PST | 34981    | Best Mart, Inc.                              | 14194   | TARRANT    | 10/23/2008 | 27,980.00        | 5,596.00         | 22,384.00      | 0.00      | 0.00       |
| PST | 31048    | New Way Enterprise Inc.                      | 35274   | BRAZORIA   | 10/23/2008 | 6,200.00         | 0.00             | 6,200.00       | 0.00      | 0.00       |
| PST | 20320    | Barton Good Oil Co., Inc                     | 37168   | HUNT       | 10/23/2008 | 4,000.00         | 0.00             | 4,000.00       | 0.00      | 0.00       |
| PST | 35912    | Advance Petroleum Distributing Company, Inc. | 38928   | TARRANT    | 10/23/2008 | 1,120.00         | 224.00           | 896.00         | 0.00      | 0.00       |
| PST | 18851    | Asuda Holdings LLC                           | 71839   | DENTON     | 10/23/2008 | 1,940.00         | 0.00             | 1,940.00       | 0.00      | 0.00       |
| PST | 35527    | Donald C. Moore & Sons, Inc.                 | 53382   | LIVE OAK   | 10/23/2008 | 13,750.00        | 2,750.00         | 11,000.00      | 0.00      | 0.00       |
| PST | 35627    | ALI, KHAVEED                                 | 20465   | HARRIS     | 10/23/2008 | 8,856.00         | 1,771.00         | 7,085.00       | 0.00      | 0.00       |
| PST | 13831    | Kas Investments, Ltd.                        | 50247   | BRAZORIA   | 10/23/2008 | 3,750.00         | 0.00             | 3,750.00       | 0.00      | 0.00       |
| PST | 35548    | Aliahsan Enterprises, Inc.                   | 29405   | JEFFERSON  | 10/23/2008 | 4,200.00         | 840.00           | 3,360.00       | 0.00      | 0.00       |
| PST | 9562     | D & P Management Services, L.L.C.            | 71218   | HARRIS     | 10/23/2008 | 27,000.00        | 0.00             | 13,500.00      | 13,500.00 | 13,500.00  |
| PST | 16303    | Ayers' Companies, Inc.                       | 16431   | DALLAS     | 10/23/2008 | 8,740.00         | 2,252.00         | 6,488.00       | 0.00      | 0.00       |
| PST | 35508    | HADDAD, KENNETH *                            | 1332    | EL PASO    | 10/23/2008 | 6,500.00         | 1,300.00         | 5,200.00       | 0.00      | 0.00       |
| PST | 15652    | MENDEZ, CRUZ                                 | 18552   | GREGG      | 10/23/2008 | 16,500.00        | 0.00             | 16,500.00      | 0.00      | 0.00       |
| PST | 13950    | CARRASCO, ESPERANZA                          | 72780   | PRESIDIO   | 10/23/2008 | 56,500.00        | 29,320.00        | 27,180.00      | 0.00      | 0.00       |
| PST | 35326    | J.C. Conoco, Inc.                            | 27473   | HARRIS     | 10/23/2008 | 11,305.00        | 2,261.00         | 9,044.00       | 0.00      | 0.00       |
| PST | 35081    | LA CHIRIPA, INC.                             | 41915   | TARRANT    | 10/23/2008 | 3,500.00         | 0.00             | 3,500.00       | 0.00      | 0.00       |
| PST | 35408    | Sirajuddin Corporation                       | 42370   | COLLIN     | 10/23/2008 | 12,932.00        | 2,586.00         | 10,346.00      | 0.00      | 0.00       |
| PST | 34477    | STRONG, DON                                  | 41667   | BURLESON   | 10/26/2008 | 7,875.00         | 0.00             | 7,875.00       | 0.00      | 0.00       |
| PST | 34859    | Dhanani Investment, Inc.                     | 49609   | HARRIS     | 10/26/2008 | 4,600.00         | 0.00             | 4,600.00       | 0.00      | 0.00       |
| PST | 35562    | Desi Group, Inc.                             | 6211    | DALLAS     | 11/6/2008  | 12,038.00        | 2,407.00         | 9,631.00       | 0.00      | 0.00       |
| PST | 35709    | Campbell Oil Co.                             | 6124    | HARDIN     | 11/6/2008  | 6,101.00         | 1,220.00         | 4,881.00       | 0.00      | 0.00       |
| PST | 35759    | C & L Diamond Liquor, Inc.                   | 380     | TARRANT    | 11/6/2008  | 9,499.00         | 1,899.00         | 7,600.00       | 0.00      | 0.00       |
| PST | 35868    | United Petroleum Transports, Inc.            | 1068030 | EL PASO    | 11/6/2008  | 850.00           | 170.00           | 680.00         | 0.00      | 0.00       |
| PST | 35744    | ESHAAN INVESTMENTS, L.L.C.                   | 35391   | HARRIS     | 11/6/2008  | 4,246.00         | 849.00           | 3,397.00       | 0.00      | 0.00       |
| PST | 35739    | Bell Bottom Foundation Co.                   | 12072   | BRAZORIA   | 11/6/2008  | 9,500.00         | 1,900.00         | 7,600.00       | 0.00      | 0.00       |
| PST | 35443    | H. G. Word                                   | 29702   | GRAYSON    | 11/6/2008  | 7,875.00         | 1,575.00         | 6,300.00       | 0.00      | 0.00       |
| PST | 35659    | Al-Azar Enterprises, Inc.                    | 39690   | HARRIS     | 11/6/2008  | 9,875.00         | 1,975.00         | 7,900.00       | 0.00      | 0.00       |
| PST | 34100    | NASSIF, MICHAEL                              | 40823   | HARRIS     | 11/6/2008  | 5,145.00         | 0.00             | 5,145.00       | 0.00      | 0.00       |
| PST | 35929    | AVALON GOLDEN JUBILEE, INC                   | 26151   | HARRIS     | 11/6/2008  | 4,418.00         | 883.00           | 3,535.00       | 0.00      | 0.00       |
| PST | 36073    | Gasgo Markets, Inc.                          | 21380   | REFUGIO    | 11/6/2008  | 6,250.00         | 1,250.00         | 5,000.00       | 0.00      | 0.00       |
| PST | 35652    | LESLIE, JOHN T                               | 25361   | MORRIS     | 11/6/2008  | 3,675.00         | 735.00           | 2,940.00       | 0.00      | 0.00       |
| PST | 15736    | PATEL, BIPIN                                 | 69845   | ANGELINA   | 11/12/2008 | 15,000.00        | 0.00             | 15,000.00      | 0.00      | 0.00       |
| PST | 9871     | Sammy's Groceries Inc.                       | 31931   | HARRIS     | 11/12/2008 | 11,320.00        | 0.00             | 11,320.00      | 0.00      | 0.00       |
| PST | 14729    | WARREN, MARIA E                              | 31331   | MONTAGUE   | 11/12/2008 | 19,000.00        | 0.00             | 19,000.00      | 0.00      | 0.00       |

## Singles Programs

## Appendix 7: List of Administrative Orders Issued FY2009

Date Range Selected : 09/01/2008 - 08/31/2009

| PGM | Case No. | Respondent Name                               | TCEQ ID | County     | Order Date | Penalty Assessed | Penalty Deferred | Payable Amount | SEP Cost | SEP Offset |
|-----|----------|---|---------|------------|------------|------------------|------------------|----------------|----------|------------|
| PST | 22062    | Asad Enterprises, Inc.                        | 55209   | TYLER      | 11/12/2008 | 3,150.00         | 0.00             | 3,150.00       | 0.00     | 0.00       |
| PST | 25126    | SALDIVAR, IRMA M                              | 74184   | *MULTIPLE  | 11/12/2008 | 2,140.00         | 0.00             | 2,140.00       | 0.00     | 0.00       |
| PST | 9434     | IZR Corporation                               | 72525   | DALLAS     | 11/12/2008 | 16,800.00        | 0.00             | 16,800.00      | 0.00     | 0.00       |
| PST | 35687    | HABIB, MOHAMMAD RAFIUL                        | 72365   | DALLAS     | 11/12/2008 | 1,130.00         | 0.00             | 1,130.00       | 0.00     | 0.00       |
| PST | 17392    | Bountheung Noymany                            | 66667   | TARRANT    | 11/12/2008 | 6,750.00         | 0.00             | 6,750.00       | 0.00     | 0.00       |
| PST | 25836    | Frank Lewis                                   | 43595   | *MULTIPLE  | 11/12/2008 | 18,975.00        | 0.00             | 18,975.00      | 0.00     | 0.00       |
| PST | 21940    | JOHNSON, LEO                                  | 47814   | MCLENNAN   | 11/12/2008 | 26,000.00        | 0.00             | 26,000.00      | 0.00     | 0.00       |
| PST | 12096    | AROUD, MOHAMMED K                             | 33010   | HARRIS     | 11/12/2008 | 136,070.00       | 0.00             | 136,070.00     | 0.00     | 0.00       |
| PST | 21636    | Yaman, Inc.                                   | 46485   | GALVESTON  | 11/12/2008 | 3,210.00         | 0.00             | 3,210.00       | 0.00     | 0.00       |
| PST | 14107    | Deer Park Business, Inc.                      | 35149   | HARRIS     | 11/12/2008 | 7,000.00         | 0.00             | 7,000.00       | 0.00     | 0.00       |
| PST | 23847    | IZR Corporation                               | 72525   | DALLAS     | 11/12/2008 | 2,540.00         | 0.00             | 2,540.00       | 0.00     | 0.00       |
| PST | 36041    | Currey Decatur Truckstop, Inc.                | 70548   | WISE       | 11/17/2008 | 11,096.00        | 2,219.00         | 8,877.00       | 0.00     | 0.00       |
| PST | 35965    | Umer International, Inc.                      | 36063   | HARRIS     | 11/17/2008 | 950.00           | 190.00           | 760.00         | 0.00     | 0.00       |
| PST | 34153    | Bob Covington                                 |         | ORANGE     | 11/17/2008 | 625.00           | 0.00             | 625.00         | 0.00     | 0.00       |
| PST | 35586    | 1403, INC                                     | 72599   | TRAVIS     | 11/17/2008 | 8,000.00         | 1,600.00         | 6,400.00       | 0.00     | 0.00       |
| PST | 35653    | Bucky's Navigation, Inc.                      | 37568   | NUECES     | 11/17/2008 | 12,315.00        | 2,463.00         | 9,852.00       | 0.00     | 0.00       |
| PST | 35665    | MOHAN, BRIJINDER                              | 18046   | GRAYSON    | 11/17/2008 | 8,670.00         | 1,734.00         | 6,936.00       | 0.00     | 0.00       |
| PST | 35773    | Petroleum Wholesale, L.P.                     | 45458   | HARRIS     | 11/17/2008 | 5,816.00         | 1,163.00         | 4,653.00       | 0.00     | 0.00       |
| PST | 35925    | TEXAS BUSINESS NETWORKS INC                   | 75154   | NUECES     | 11/17/2008 | 2,200.00         | 440.00           | 1,760.00       | 0.00     | 0.00       |
| PST | 35618    | OSMANI, TY                                    | 37832   | GRAYSON    | 11/17/2008 | 33,428.00        | 6,684.00         | 26,744.00      | 0.00     | 0.00       |
| PST | 35899    | Murphy Oil USA, Inc.                          | 72011   | ORANGE     | 11/17/2008 | 6,000.00         | 1,200.00         | 4,800.00       | 0.00     | 0.00       |
| PST | 34411    | BREAUX, BEVERLY                               | 15030   | DEWITT     | 11/26/2008 | 10,500.00        | 0.00             | 10,500.00      | 0.00     | 0.00       |
| PST | 33540    | LAWTON, SHURAN *                              |         | MARION     | 11/26/2008 | 8,925.00         | 0.00             | 8,925.00       | 0.00     | 0.00       |
| PST | 33144    | SKINNER, SHARON                               | 5032    | COOKE      | 11/26/2008 | 8,925.00         | 0.00             | 8,925.00       | 0.00     | 0.00       |
| PST | 31345    | A & L PARTNERS, LLC                           | 44476   | TARRANT    | 12/4/2008  | 5,500.00         | 0.00             | 5,500.00       | 0.00     | 0.00       |
| PST | 26186    | BATAINEH, MOHAMED AHMED AL                    | 56836   | HARRIS     | 12/4/2008  | 1,050.00         | 0.00             | 1,050.00       | 0.00     | 0.00       |
| PST | 35701    | Penske Truck Leasing Co., L.P.                | 10083   | NUECES     | 12/4/2008  | 1,000.00         | 200.00           | 800.00         | 0.00     | 0.00       |
| PST | 35421    | Allina Business, Inc. dba Five Star Food Mart | 35649   | HARRIS     | 12/4/2008  | 13,791.00        | 9,438.00         | 4,353.00       | 0.00     | 0.00       |
| PST | 36291    | SAMY RETAIL SERVICES INC                      | 32841   | WEBB       | 12/4/2008  | 1,750.00         | 0.00             | 1,750.00       | 0.00     | 0.00       |
| PST | 36235    | SHERA CORPORATION                             | 63809   | DALLAS     | 12/4/2008  | 3,721.00         | 744.00           | 2,977.00       | 0.00     | 0.00       |
| PST | 35476    | PEREZ, MANUEL D                               | 61619   | MIDLAND    | 12/4/2008  | 2,625.00         | 525.00           | 2,100.00       | 0.00     | 0.00       |
| PST | 35793    | HWANG, YOUNGMI                                | 68332   | DALLAS     | 12/4/2008  | 16,650.00        | 3,330.00         | 13,320.00      | 0.00     | 0.00       |
| PST | 34933    | Pasadena Investment Group Corporation         | 43773   | JEFFERSON  | 12/7/2008  | 24,500.00        | 0.00             | 24,500.00      | 0.00     | 0.00       |
| PST | 34783    | TES, CHANTHORN PATRICK                        | 25270   | KAUFMAN    | 12/7/2008  | 10,500.00        | 0.00             | 10,500.00      | 0.00     | 0.00       |
| PST | 34358    | JORDAN, TOM                                   | 62153   | TARRANT    | 12/7/2008  | 4,280.00         | 0.00             | 4,280.00       | 0.00     | 0.00       |
| PST | 29941    | S. P. Holmes, Inc.                            | 26064   | WILLIAMSON | 12/10/2008 | 9,375.00         | 0.00             | 9,375.00       | 0.00     | 0.00       |
| PST | 30327    | Shalynah, Inc.                                | 69277   | HARRIS     | 12/20/2008 | 11,790.00        | 0.00             | 11,790.00      | 0.00     | 0.00       |
| PST | 26725    | SAMTANI, VASHU                                | 71761   | VAN ZANDT  | 12/20/2008 | 7,650.00         | 0.00             | 7,650.00       | 0.00     | 0.00       |



## Singles Programs

## Appendix 7: List of Administrative Orders Issued FY2009

Date Range Selected : 09/01/2008 - 08/31/2009

| PGM | Case No. | Respondent Name               | TCEQ ID | County     | Order Date | Penalty Assessed | Penalty Deferred | Payable Amount | SEP Cost | SEP Offset |
|-----|----------|-------------------------------|---------|------------|------------|------------------|------------------|----------------|----------|------------|
| PST | 35695    | KISHORE, NAND                 | 27559   | GRAYSON    | 12/20/2008 | 7,726.00         | 1,545.00         | 6,181.00       | 0.00     | 0.00       |
| PST | 36063    | MOMIN, MEHEBOOB               | 47248   | ORANGE     | 12/20/2008 | 5,327.00         | 1,065.00         | 4,262.00       | 0.00     | 0.00       |
| PST | 9296     | Friend Enterprises Inc.       | 7146    | TRAVIS     | 12/20/2008 | 15,300.00        | 0.00             | 15,300.00      | 0.00     | 0.00       |
| PST | 24937    | MORALES, EVELIO               | 14781   | MAVERICK   | 12/20/2008 | 61,690.00        | 0.00             | 61,690.00      | 0.00     | 0.00       |
| PST | 36599    | KENDRICK OIL COMPANY          | 77088   | LUBBOCK    | 12/20/2008 | 875.00           | 0.00             | 875.00         | 0.00     | 0.00       |
| PST | 36040    | Jerry Spencer, L.P.           | 75159   | TARRANT    | 12/20/2008 | 4,546.00         | 909.00           | 3,637.00       | 0.00     | 0.00       |
| PST | 36009    | PAGE, DONALD                  | 1377    | BURNET     | 12/20/2008 | 6,243.00         | 1,248.00         | 4,995.00       | 0.00     | 0.00       |
| PST | 36137    | NIAZI, ZAKI                   | 57380   | HARRIS     | 12/20/2008 | 7,875.00         | 1,575.00         | 6,300.00       | 0.00     | 0.00       |
| PST | 31223    | A.Z.H.E. Corporation          | 62339   | HARRIS     | 12/20/2008 | 3,150.00         | 0.00             | 3,150.00       | 0.00     | 0.00       |
| PST | 36220    | Shy Investment, Inc.          | 23871   | NUECES     | 12/20/2008 | 4,150.00         | 830.00           | 3,320.00       | 0.00     | 0.00       |
| PST | 35331    | LOPEZ, ALBERTO                | 53317   | HIDALGO    | 12/20/2008 | 6,300.00         | 1,260.00         | 5,040.00       | 0.00     | 0.00       |
| PST | 28087    | Asalah, Inc.                  | 17709   | TARRANT    | 12/20/2008 | 6,000.00         | 0.00             | 6,000.00       | 0.00     | 0.00       |
| PST | 36180    | Coastal Transport Co., Inc.   |         | DALLAS     | 12/20/2008 | 1,100.00         | 220.00           | 880.00         | 0.00     | 0.00       |
| PST | 36263    | Rusk Byron                    | 23503   | HARRIS     | 12/20/2008 | 4,250.00         | 850.00           | 3,400.00       | 0.00     | 0.00       |
| PST | 31784    | Bilal Enterprises, Inc.       | 66788   | *MULTIPLE  | 12/20/2008 | 4,080.00         | 0.00             | 4,080.00       | 0.00     | 0.00       |
| PST | 25503    | RAMIREZ, JAMES A              | 32996   | TOM GREEN  | 12/20/2008 | 8,100.00         | 0.00             | 8,100.00       | 0.00     | 0.00       |
| PST | 26032    | NGUYEN, JOEY                  | 59369   | TARRANT    | 12/24/2008 | 5,000.00         | 0.00             | 5,000.00       | 0.00     | 0.00       |
| PST | 26868    | PEREZ, ARNOLDO                | 35982   | HIDALGO    | 12/24/2008 | 3,150.00         | 0.00             | 3,150.00       | 0.00     | 0.00       |
| PST | 34858    | JAMES, WILLIAM M              | 31177   | PALO PINTO | 12/24/2008 | 6,300.00         | 0.00             | 6,300.00       | 0.00     | 0.00       |
| PST | 30060    | BLUFF SPRINGS FOOD MART, INC. | 45723   | TRAVIS     | 12/30/2008 | 4,500.00         | 0.00             | 4,500.00       | 0.00     | 0.00       |
| PST | 25174    | Mohammed A. Swati             | 46246   | HARRIS     | 12/30/2008 | 4,280.00         | 0.00             | 4,280.00       | 0.00     | 0.00       |
| PST | 25456    | Name Investment, Inc.         | 15841   | NUECES     | 12/30/2008 | 7,500.00         | 0.00             | 7,500.00       | 0.00     | 0.00       |
| PST | 35024    | SWITZER, STEVEN               | 17557   | DALLAS     | 1/14/2009  | 18,125.00        | 0.00             | 18,125.00      | 0.00     | 0.00       |
| PST | 33639    | Nel-Mark Properties, LLC      | 2387    | *MULTIPLE  | 1/14/2009  | 14,200.00        | 0.00             | 14,200.00      | 0.00     | 0.00       |
| PST | 28849    | MCBIRNIE, DAVID               | 69084   | CULBERSON  | 1/28/2009  | 6,405.00         | 0.00             | 6,405.00       | 0.00     | 0.00       |
| PST | 36159    | Albertson's LLC               | 72643   | TOM GREEN  | 1/30/2009  | 6,375.00         | 1,275.00         | 5,100.00       | 0.00     | 0.00       |
| PST | 36164    | Addison Enterprises Inc.      | 42963   | DALLAS     | 1/30/2009  | 5,821.00         | 1,164.00         | 4,657.00       | 0.00     | 0.00       |
| PST | 36036    | Focus Metroplex, Inc.         | 17926   | TARRANT    | 1/30/2009  | 5,400.00         | 1,080.00         | 4,320.00       | 0.00     | 0.00       |
| PST | 36530    | KENDRICK OIL COMPANY          | 76552   | LUBBOCK    | 1/30/2009  | 875.00           | 0.00             | 875.00         | 0.00     | 0.00       |
| PST | 35683    | Greenspoint Enterprises LLC   | 64247   | HARRIS     | 1/30/2009  | 6,869.00         | 1,373.00         | 5,496.00       | 0.00     | 0.00       |
| PST | 35894    | De La O Javier                | 67811   | HIDALGO    | 1/30/2009  | 10,450.00        | 2,090.00         | 8,360.00       | 0.00     | 0.00       |
| PST | 25052    | RFK Enterprises, Inc.         | 16559   | JEFFERSON  | 1/30/2009  | 4,950.00         | 0.00             | 4,950.00       | 0.00     | 0.00       |
| PST | 35834    | Martinez JR Ramon             | 32366   | LA SALLE   | 1/30/2009  | 5,250.00         | 4,050.00         | 1,200.00       | 0.00     | 0.00       |
| PST | 35923    | JARODIYA & SONS LLC.          | 26481   | DALLAS     | 1/30/2009  | 9,794.00         | 1,958.00         | 7,836.00       | 0.00     | 0.00       |
| PST | 36228    | Texas Stop N Shine, Inc.      | 26236   | DALLAS     | 1/30/2009  | 8,955.00         | 1,791.00         | 7,164.00       | 0.00     | 0.00       |
| PST | 13345    | MZEE, Inc.                    | 62822   | HARRIS     | 1/30/2009  | 5,775.00         | 0.00             | 5,775.00       | 0.00     | 0.00       |
| PST | 9903     | Ballpark Mart, Inc.           | 72638   | TARRANT    | 1/30/2009  | 3,920.00         | 0.00             | 3,920.00       | 0.00     | 0.00       |
| PST | 36034    | Rajwani & Ali's Corporation   | 42989   | COLLIN     | 1/30/2009  | 3,150.00         | 630.00           | 2,520.00       | 0.00     | 0.00       |

## Singles Programs

## Appendix 7: List of Administrative Orders Issued FY2009

Date Range Selected : 09/01/2008 - 08/31/2009

| PGM | Case No. | Respondent Name                        | TCEQ ID | County     | Order Date | Penalty Assessed | Penalty Deferred | Payable Amount | SEP Cost | SEP Offset |
|-----|----------|--|---------|------------|------------|------------------|------------------|----------------|----------|------------|
| PST | 35935    | AHMAD, ANAS                            | 26747   | HARRIS     | 1/30/2009  | 12,401.00        | 2,480.00         | 9,921.00       | 0.00     | 0.00       |
| PST | 36290    | HAKIMZADEH, JAFAR                      | 23072   | HARRIS     | 2/8/2009   | 8,044.00         | 1,608.00         | 6,436.00       | 0.00     | 0.00       |
| PST | 36152    | MOHSIN INC.                            | 18451   | JIM WELLS  | 2/8/2009   | 8,550.00         | 1,710.00         | 6,840.00       | 0.00     | 0.00       |
| PST | 27926    | KASSIRA, KAMAL                         | 56693   | *MULTIPLE  | 2/8/2009   | 5,625.00         | 0.00             | 5,625.00       | 0.00     | 0.00       |
| PST | 36239    | SAJJAD, PASHA                          | 18106   | MONTGOMERY | 2/8/2009   | 2,350.00         | 470.00           | 1,880.00       | 0.00     | 0.00       |
| PST | 36284    | Fairway Enterprises, Inc.              | 66959   | HARRIS     | 2/8/2009   | 4,100.00         | 820.00           | 3,280.00       | 0.00     | 0.00       |
| PST | 36806    | City of Austin                         | 47014   | TRAVIS     | 2/8/2009   | 875.00           | 0.00             | 875.00         | 0.00     | 0.00       |
| PST | 36055    | U-2 Stores, Inc.                       | 68592   | HARRIS     | 2/8/2009   | 5,200.00         | 1,040.00         | 4,160.00       | 0.00     | 0.00       |
| PST | 36365    | Post Oak Retailer's Inc.               | 35405   | FORT BEND  | 2/8/2009   | 7,740.00         | 1,548.00         | 6,192.00       | 0.00     | 0.00       |
| PST | 36257    | BARCENAS, SANTOS                       | 30202   | TOM GREEN  | 2/8/2009   | 11,130.00        | 2,226.00         | 8,904.00       | 0.00     | 0.00       |
| PST | 36434    | Awad Enterprises Inc                   | 61086   | HARRIS     | 2/8/2009   | 2,550.00         | 510.00           | 2,040.00       | 0.00     | 0.00       |
| PST | 31508    | WADE, JACK                             | 15920   | HOUSTON    | 2/8/2009   | 3,745.00         | 0.00             | 3,745.00       | 0.00     | 0.00       |
| PST | 36118    | METHODIST HOSPITAL, PLAINVIEW, TEXAS   | 58344   | HALE       | 2/8/2009   | 3,375.00         | 675.00           | 2,700.00       | 0.00     | 0.00       |
| PST | 5692     | BARUA, PULAK                           | 40023   | KAUFMAN    | 2/12/2009  | 217,775.00       | 0.00             | 217,775.00     | 0.00     | 0.00       |
| PST | 31104    | Saif Malik Enterprises, Inc.           | 76601   | HARRIS     | 2/19/2009  | 3,150.00         | 0.00             | 3,150.00       | 0.00     | 0.00       |
| PST | 31012    | Mohammed K. Ali                        | 35390   | HARRIS     | 2/19/2009  | 8,250.00         | 0.00             | 8,250.00       | 0.00     | 0.00       |
| PST | 36563    | Proton Realty Co.                      | 42956   | DALLAS     | 2/22/2009  | 5,103.00         | 1,020.00         | 4,083.00       | 0.00     | 0.00       |
| PST | 35754    | SILVA, ROY                             | 9508    | KIMBLE     | 2/22/2009  | 9,746.00         | 1,949.00         | 7,797.00       | 0.00     | 0.00       |
| PST | 35858    | WEHBE INVESTMENTS, INC.                | 53512   | WILLIAMSON | 2/22/2009  | 5,400.00         | 1,080.00         | 2,160.00       | 2,160.00 | 2,160.00   |
| PST | 36145    | SHREEDHAR CORPORATION INC              | 27024   | LUBBOCK    | 2/22/2009  | 29,155.00        | 5,831.00         | 23,324.00      | 0.00     | 0.00       |
| PST | 36396    | Earnhardt El Paso Motors, LP           | 18758   | EL PASO    | 2/22/2009  | 21,017.00        | 4,203.00         | 16,814.00      | 0.00     | 0.00       |
| PST | 36467    | Metro Suppliers, Incorporated          | 73993   | TRAVIS     | 2/22/2009  | 7,500.00         | 1,500.00         | 6,000.00       | 0.00     | 0.00       |
| PST | 36116    | 3AR INC                                | 64658   | TARRANT    | 2/22/2009  | 24,962.00        | 4,992.00         | 19,970.00      | 0.00     | 0.00       |
| PST | 36268    | SWH Realty, Ltd.                       | 31789   | EL PASO    | 2/22/2009  | 8,450.00         | 1,690.00         | 6,760.00       | 0.00     | 0.00       |
| PST | 36428    | K-Yoba, Inc.                           | 60480   | BEXAR      | 2/22/2009  | 7,922.00         | 1,584.00         | 6,338.00       | 0.00     | 0.00       |
| PST | 29278    | Bountheung Noymany                     | 66667   | TARRANT    | 2/25/2009  | 21,000.00        | 0.00             | 21,000.00      | 0.00     | 0.00       |
| PST | 32109    | Millenium Gasoline Corporation         | 32128   | *MULTIPLE  | 2/28/2009  | 8,400.00         | 0.00             | 8,400.00       | 0.00     | 0.00       |
| PST | 30966    | Classic Convenience Inc.               | 35306   | HARRIS     | 2/28/2009  | 4,725.00         | 0.00             | 4,725.00       | 0.00     | 0.00       |
| PST | 36566    | AAEMS LLC                              | 39353   | TARRANT    | 3/12/2009  | 9,521.00         | 1,904.00         | 7,617.00       | 0.00     | 0.00       |
| PST | 36402    | Chevron U.S.A. Inc.                    | 34732   | KARNES     | 3/12/2009  | 6,300.00         | 1,260.00         | 5,040.00       | 0.00     | 0.00       |
| PST | 36547    | HNQ, Inc.                              | 67397   | TRAVIS     | 3/12/2009  | 1,750.00         | 0.00             | 1,750.00       | 0.00     | 0.00       |
| PST | 36493    | Neptune International Inc. *           | 65914   | FORT BEND  | 3/12/2009  | 13,846.00        | 2,769.00         | 11,077.00      | 0.00     | 0.00       |
| PST | 36295    | FERGUSON, GERENE                       | 63033   | LUBBOCK    | 3/12/2009  | 5,748.00         | 1,149.00         | 4,599.00       | 0.00     | 0.00       |
| PST | 31754    | FORD, BUDDY                            | 24657   | HARRISON   | 3/12/2009  | 5,704.00         | 0.00             | 5,704.00       | 0.00     | 0.00       |
| PST | 36461    | KHAWAJA, ATA UR RAHMAN                 | 27219   | HARRIS     | 3/12/2009  | 3,097.00         | 619.00           | 2,478.00       | 0.00     | 0.00       |
| PST | 36400    | G & J International, Inc.              | 960     | DENTON     | 3/12/2009  | 4,700.00         | 940.00           | 3,760.00       | 0.00     | 0.00       |
| PST | 36607    | 50'S Classic Car Wash of Lubbock, Inc. | 66308   | LUBBOCK    | 3/12/2009  | 1,750.00         | 0.00             | 1,750.00       | 0.00     | 0.00       |
| PST | 28311    | HUSAINAT, AIEDEH *                     | 12207   | JEFFERSON  | 3/14/2009  | 8,925.00         | 0.00             | 8,925.00       | 0.00     | 0.00       |

## Singles Programs

## Appendix 7: List of Administrative Orders Issued FY2009

Date Range Selected : 09/01/2008 - 08/31/2009

| PGM | Case No. | Respondent Name                                | TCEQ ID | County     | Order Date | Penalty Assessed | Penalty Deferred | Payable Amount | SEP Cost  | SEP Offset |
|-----|----------|--|---------|------------|------------|------------------|------------------|----------------|-----------|------------|
| PST | 36571    | KENDRICK OIL COMPANY                           | 57198   | LUBBOCK    | 3/23/2009  | 875.00           | 0.00             | 875.00         | 0.00      | 0.00       |
| PST | 24391    | ALTAF, MUHAMMAD                                | 38082   | JASPER     | 3/23/2009  | 19,500.00        | 15,900.00        | 3,600.00       | 0.00      | 0.00       |
| PST | 36499    | Elvan Management Inc.                          | 8960    | HOOD       | 3/23/2009  | 6,498.00         | 1,299.00         | 5,199.00       | 0.00      | 0.00       |
| PST | 36260    | JO PO AND ASSOCIATES INC                       | 73209   | JOHNSON    | 3/23/2009  | 18,900.00        | 3,780.00         | 15,120.00      | 0.00      | 0.00       |
| PST | 25887    | CITY OF EL PASO                                | 11418   | EL PASO    | 3/23/2009  | 73,980.00        | 0.00             | 0.00           | 73,980.00 | 73,980.00  |
| PST | 34138    | Orange Cty Development Company                 |         | ORANGE     | 3/23/2009  | 6,500.00         | 0.00             | 6,500.00       | 0.00      | 0.00       |
| PST | 36259    | One Stop Food Stores, Inc.                     | 46707   | DALLAS     | 3/23/2009  | 58,975.00        | 11,795.00        | 47,180.00      | 0.00      | 0.00       |
| PST | 36697    | Costco Wholesale Corporation                   | 78225   | DALLAS     | 3/23/2009  | 5,601.00         | 1,120.00         | 4,481.00       | 0.00      | 0.00       |
| PST | 33231    | DAVIS, JAKE                                    | 56997   | PALO PINTO | 4/1/2009   | 7,875.00         | 0.00             | 7,875.00       | 0.00      | 0.00       |
| PST | 2659     | FKD Enterprises Inc. dba Lucky Seven Food Mart | 44882   | BEXAR      | 4/1/2009   | 14,300.00        | 0.00             | 14,300.00      | 0.00      | 0.00       |
| PST | 32212    | Prince Texas Group, Inc.                       | 40085   | JEFFERSON  | 4/1/2009   | 11,050.00        | 0.00             | 11,050.00      | 0.00      | 0.00       |
| PST | 36674    | Aristos, Inc.                                  | 71598   | ORANGE     | 4/5/2009   | 2,500.00         | 500.00           | 2,000.00       | 0.00      | 0.00       |
| PST | 36393    | Shane Transportation, Inc.                     |         | JEFFERSON  | 4/5/2009   | 4,100.00         | 820.00           | 3,280.00       | 0.00      | 0.00       |
| PST | 36671    | HALBERT, SCOTT                                 | 77082   | BASTROP    | 4/5/2009   | 3,379.00         | 675.00           | 2,704.00       | 0.00      | 0.00       |
| PST | 36810    | J. T. Heath Home & Auto Supply Company         | 40989   | CULBERSON  | 4/5/2009   | 2,412.00         | 482.00           | 1,930.00       | 0.00      | 0.00       |
| PST | 36656    | Riyaan & Noorain Enterprises, Inc.             | 76191   | BASTROP    | 4/5/2009   | 7,500.00         | 1,500.00         | 6,000.00       | 0.00      | 0.00       |
| PST | 36487    | Victron Stores, L.P.                           | 71352   | JOHNSON    | 4/5/2009   | 10,606.00        | 2,121.00         | 8,485.00       | 0.00      | 0.00       |
| PST | 36193    | DAVIDSON, JEFF                                 | 25839   | IRION      | 4/5/2009   | 9,880.00         | 1,976.00         | 7,904.00       | 0.00      | 0.00       |
| PST | 36625    | Misaq Enterprises Inc.                         | 61142   | HARRIS     | 4/5/2009   | 4,296.00         | 859.00           | 3,437.00       | 0.00      | 0.00       |
| PST | 36378    | Terry County                                   | 66843   | TERRY      | 4/5/2009   | 875.00           | 0.00             | 875.00         | 0.00      | 0.00       |
| PST | 36065    | Patterson Nile J JR                            | 54244   | ARMSTRONG  | 4/5/2009   | 5,500.00         | 1,900.00         | 3,600.00       | 0.00      | 0.00       |
| PST | 36412    | Bobby Enterprises, Inc.                        | 43966   | HARRIS     | 4/5/2009   | 1,650.00         | 330.00           | 1,320.00       | 0.00      | 0.00       |
| PST | 36652    | United Fuel & Energy Corporation               | 7769    | HOCKLEY    | 4/5/2009   | 4,300.00         | 860.00           | 3,440.00       | 0.00      | 0.00       |
| PST | 32844    | West Texas Gas, Inc.                           | 109976  | TOM GREEN  | 4/5/2009   | 30,000.00        | 0.00             | 15,000.00      | 15,000.00 | 15,000.00  |
| PST | 36877    | VAN NGUYEN, TOM                                | 77987   | TARRANT    | 4/5/2009   | 4,446.00         | 889.00           | 3,557.00       | 0.00      | 0.00       |
| PST | 36475    | National Stations, Inc.                        | 8496    | HALE       | 4/5/2009   | 6,756.00         | 1,351.00         | 5,405.00       | 0.00      | 0.00       |
| PST | 36686    | RG Holdings Inc.                               | 73842   | COLLIN     | 4/5/2009   | 5,875.00         | 1,175.00         | 4,700.00       | 0.00      | 0.00       |
| PST | 15492    | M & K Pantry LC                                | 43553   | HARDIN     | 4/5/2009   | 21,825.00        | 0.00             | 21,825.00      | 0.00      | 0.00       |
| PST | 36476    | PNS Shell Inc                                  | 69730   | HARRIS     | 4/5/2009   | 2,971.00         | 594.00           | 2,377.00       | 0.00      | 0.00       |
| PST | 28247    | Dallas AOS Enterprises, Inc.                   | 70705   | DALLAS     | 4/12/2009  | 16,800.00        | 0.00             | 16,800.00      | 0.00      | 0.00       |
| PST | 32761    | ALVARADO, SOCORRO                              | 12248   | WINKLER    | 4/12/2009  | 7,875.00         | 0.00             | 7,875.00       | 0.00      | 0.00       |
| PST | 31319    | Almeda, Inc.                                   | 70523   | HARRIS     | 4/12/2009  | 55,080.00        | 0.00             | 55,080.00      | 0.00      | 0.00       |
| PST | 35211    | Edna L. Rayford                                | 53122   | CALDWELL   | 4/12/2009  | 11,550.00        | 0.00             | 11,550.00      | 0.00      | 0.00       |
| PST | 36889    | M. Kashmiri Management, Inc.                   | 27441   | NUECES     | 4/20/2009  | 3,073.00         | 614.00           | 2,459.00       | 0.00      | 0.00       |
| PST | 36478    | SE Young Corporation                           | 74186   | TARRANT    | 4/20/2009  | 6,271.00         | 1,254.00         | 5,017.00       | 0.00      | 0.00       |
| PST | 36815    | Top New Wave, Inc.                             | 50054   | TARRANT    | 4/20/2009  | 9,692.00         | 1,938.00         | 7,754.00       | 0.00      | 0.00       |
| PST | 36631    | NNY, Inc.                                      | 22884   | DALLAS     | 4/20/2009  | 15,570.00        | 3,114.00         | 12,456.00      | 0.00      | 0.00       |
| PST | 36629    | PERALES, JOSE                                  | 12199   | LIBERTY    | 4/20/2009  | 3,675.00         | 735.00           | 2,940.00       | 0.00      | 0.00       |

## Singles Programs

## Appendix 7: List of Administrative Orders Issued FY2009

Date Range Selected : 09/01/2008 - 08/31/2009

| PGM | Case No. | Respondent Name                         | TCEQ ID | County    | Order Date | Penalty Assessed | Penalty Deferred | Payable Amount | SEP Cost | SEP Offset |
|-----|----------|---|---------|-----------|------------|------------------|------------------|----------------|----------|------------|
| PST | 36138    | ABUSALAH, ALBERT                        | 34569   | HARRIS    | 4/20/2009  | 12,500.00        | 2,500.00         | 10,000.00      | 0.00     | 0.00       |
| PST | 36558    | Tiger Glenn Apartments, Inc.            | 25037   | NUECES    | 4/20/2009  | 2,625.00         | 525.00           | 2,100.00       | 0.00     | 0.00       |
| PST | 36954    | Nila Akash Enterprises, Inc.            | 36378   | HARRIS    | 4/20/2009  | 2,721.00         | 544.00           | 2,177.00       | 0.00     | 0.00       |
| PST | 36866    | Save N More Corporation                 | 30579   | HARRIS    | 4/20/2009  | 2,414.00         | 482.00           | 1,932.00       | 0.00     | 0.00       |
| PST | 36627    | Cal Development, Inc.                   | 19599   | HARRIS    | 4/20/2009  | 12,646.00        | 2,529.00         | 10,117.00      | 0.00     | 0.00       |
| PST | 36885    | O'Donnell Oil & Butane Co., Inc.        | 2421    | LYNN      | 4/20/2009  | 3,710.00         | 742.00           | 2,968.00       | 0.00     | 0.00       |
| PST | 36644    | KNJ ENTERPRISES INC.                    | 40109   | HARRIS    | 4/20/2009  | 20,195.00        | 4,039.00         | 16,156.00      | 0.00     | 0.00       |
| PST | 36589    | Crystal Falls Car Wash, Inc.            | 54828   | LUBBOCK   | 4/20/2009  | 3,500.00         | 0.00             | 3,500.00       | 0.00     | 0.00       |
| PST | 36483    | VAN DORN, ONA                           | 8979    | LIVE OAK  | 4/20/2009  | 2,625.00         | 525.00           | 2,100.00       | 0.00     | 0.00       |
| PST | 34703    | Loveladdy Oil Company, Inc.             | 2194    | SHELBY    | 4/20/2009  | 7,875.00         | 6,675.00         | 1,200.00       | 0.00     | 0.00       |
| PST | 34664    | MAKHANI, AMIN                           | 18794   | BEXAR     | 4/20/2009  | 2,100.00         | 0.00             | 2,100.00       | 0.00     | 0.00       |
| PST | 34353    | LUCIO, MIKE                             | 13926   | CAMERON   | 4/22/2009  | 17,000.00        | 0.00             | 17,000.00      | 0.00     | 0.00       |
| PST | 33149    | WEBB, HUNTER                            | 68180   | POTTER    | 4/24/2009  | 5,250.00         | 0.00             | 5,250.00       | 0.00     | 0.00       |
| PST | 20720    | Dahisar Business, Inc. dba Honey Stop 2 | 24455   | ORANGE    | 4/25/2009  | 37,500.00        | 0.00             | 37,500.00      | 0.00     | 0.00       |
| PST | 34681    | BRANNAN, RICHARD                        | 68038   | *MULTIPLE | 4/25/2009  | 2,600.00         | 0.00             | 2,600.00       | 0.00     | 0.00       |
| PST | 35460    | Hetherly Patrick H                      | 64709   | BOWIE     | 4/25/2009  | 8,925.00         | 0.00             | 8,925.00       | 0.00     | 0.00       |
| PST | 32928    | IZR Corporation                         | 72525   | DALLAS    | 4/25/2009  | 11,102.00        | 0.00             | 11,102.00      | 0.00     | 0.00       |
| PST | 31188    | SHEKHANI, AFZAL                         | 38239   | HARRIS    | 4/25/2009  | 11,000.00        | 0.00             | 11,000.00      | 0.00     | 0.00       |
| PST | 34388    | DYER, DEWAYNE                           | 12467   | FANNIN    | 4/29/2009  | 6,300.00         | 0.00             | 6,300.00       | 0.00     | 0.00       |
| PST | 36857    | Armstrong Mechanical Co., Inc.          | 62362   | LUBBOCK   | 5/3/2009   | 1,750.00         | 0.00             | 1,750.00       | 0.00     | 0.00       |
| PST | 36649    | HWEIDI, MIKE                            | 53151   | TARRANT   | 5/3/2009   | 16,858.00        | 3,371.00         | 13,487.00      | 0.00     | 0.00       |
| PST | 36693    | SANM, Inc.                              | 13401   | DENTON    | 5/3/2009   | 17,600.00        | 3,520.00         | 14,080.00      | 0.00     | 0.00       |
| PST | 36831    | Fatima Ladhani *                        | 74454   | ATASCOSA  | 5/3/2009   | 9,760.00         | 1,952.00         | 7,808.00       | 0.00     | 0.00       |
| PST | 36938    | Mercantile Enterprises, Inc.            | 70546   | HARRIS    | 5/3/2009   | 2,309.00         | 461.00           | 1,848.00       | 0.00     | 0.00       |
| PST | 36787    | Quick Track, Inc.                       | 5591    | TARRANT   | 5/3/2009   | 2,631.00         | 526.00           | 2,105.00       | 0.00     | 0.00       |
| PST | 36928    | John Ho Im                              | 9004    | NUECES    | 5/3/2009   | 2,500.00         | 500.00           | 2,000.00       | 0.00     | 0.00       |
| PST | 13530    | GONZALEZ, TEOFILO R                     | 57189   | HIDALGO   | 5/3/2009   | 46,725.00        | 43,125.00        | 3,600.00       | 0.00     | 0.00       |
| PST | 36910    | TC and E Realty, Inc.                   | 10986   | BELL      | 5/3/2009   | 9,200.00         | 1,840.00         | 7,360.00       | 0.00     | 0.00       |
| PST | 36911    | Sunesara Investment Inc.                | 71455   | HARRIS    | 5/3/2009   | 6,146.00         | 1,229.00         | 4,917.00       | 0.00     | 0.00       |
| PST | 36765    | Kras Investments LLC                    | 58846   | BASTROP   | 5/3/2009   | 20,673.00        | 4,134.00         | 16,539.00      | 0.00     | 0.00       |
| PST | 31580    | AP Livingston Limited Partnership       | 43007   | POLK      | 5/3/2009   | 3,675.00         | 0.00             | 3,675.00       | 0.00     | 0.00       |
| PST | 36703    | RIFAI, THOMAS                           | 75329   | DENTON    | 5/3/2009   | 9,518.00         | 1,903.00         | 7,615.00       | 0.00     | 0.00       |
| PST | 36850    | Friendship Enterprises, Inc.            | 39758   | HARRIS    | 5/3/2009   | 2,684.00         | 536.00           | 2,148.00       | 0.00     | 0.00       |
| PST | 36764    | CMCR Corporation                        | 1843    | DALLAS    | 5/3/2009   | 6,596.00         | 1,319.00         | 5,277.00       | 0.00     | 0.00       |
| PST | 36676    | S.A.A.A. ENTERPRISES, INC.              | 69698   | HARRIS    | 5/3/2009   | 3,150.00         | 630.00           | 2,520.00       | 0.00     | 0.00       |
| PST | 36809    | Lone Star Petroleum, LP                 | 23158   | HARRIS    | 5/3/2009   | 6,096.00         | 1,219.00         | 4,877.00       | 0.00     | 0.00       |
| PST | 35206    | M-Co Auto Supply, Inc.                  | 38399   | BEXAR     | 5/3/2009   | 6,096.00         | 0.00             | 6,096.00       | 0.00     | 0.00       |
| PST | 34910    | NTA Enterprises, Inc.                   | 64498   | NAVARRO   | 5/6/2009   | 13,900.00        | 0.00             | 13,900.00      | 0.00     | 0.00       |

## Singles Programs

## Appendix 7: List of Administrative Orders Issued FY2009

Date Range Selected : 09/01/2008 - 08/31/2009

| PGM | Case No. | Respondent Name                           | TCEQ ID | County       | Order Date | Penalty Assessed | Penalty Deferred | Payable Amount | SEP Cost | SEP Offset |
|-----|----------|---|---------|--------------|------------|------------------|------------------|----------------|----------|------------|
| PST | 35232    | PRICE, DWIGHT                             | 13661   | NAVARRO      | 5/6/2009   | 4,675.00         | 0.00             | 4,675.00       | 0.00     | 0.00       |
| PST | 26299    | AHMAD, ISSA TH                            | 39462   | BEXAR        | 5/6/2009   | 34,680.00        | 0.00             | 34,680.00      | 0.00     | 0.00       |
| PST | 33859    | Quick & Convenience Pro - Victoria 1 LLC  | 25740   | VICTORIA     | 5/10/2009  | 31,620.00        | 0.00             | 31,620.00      | 0.00     | 0.00       |
| PST | 35020    | GAS2006 PARTNERS, LP                      | 78861   | HUNT         | 5/10/2009  | 19,900.00        | 0.00             | 19,900.00      | 0.00     | 0.00       |
| PST | 31366    | Sakina, Inc.                              | 36377   | BRAZORIA     | 5/10/2009  | 5,100.00         | 0.00             | 5,100.00       | 0.00     | 0.00       |
| PST | 36740    | RIDI, SAYED                               | 5560    | HARRIS       | 5/18/2009  | 3,325.00         | 665.00           | 2,660.00       | 0.00     | 0.00       |
| PST | 36917    | NRH Group, Inc                            | 74726   | TARRANT      | 5/18/2009  | 8,916.00         | 1,783.00         | 7,133.00       | 0.00     | 0.00       |
| PST | 36878    | Shaku Brothers Inc.                       | 5428    | HARRIS       | 5/18/2009  | 1,540.00         | 308.00           | 1,232.00       | 0.00     | 0.00       |
| PST | 36870    | CORREA GARCIA, LINDA                      | 47077   | CAMERON      | 5/18/2009  | 5,500.00         | 1,100.00         | 4,400.00       | 0.00     | 0.00       |
| PST | 36879    | Richdairy Ventures Inc                    | 46108   | HARRIS       | 5/18/2009  | 10,100.00        | 2,020.00         | 8,080.00       | 0.00     | 0.00       |
| PST | 36860    | Lamb County Hospital                      | 56992   | LAMB         | 5/18/2009  | 875.00           | 0.00             | 875.00         | 0.00     | 0.00       |
| PST | 36848    | MURFF, JOHN R                             | 37389   | LEON         | 5/18/2009  | 5,450.00         | 1,090.00         | 4,360.00       | 0.00     | 0.00       |
| PST | 36975    | Ambica Corporation                        | 27721   | TRAVIS       | 5/18/2009  | 2,625.00         | 525.00           | 2,100.00       | 0.00     | 0.00       |
| PST | 36707    | Yasinha INC.                              | 5648    | DALLAS       | 5/18/2009  | 19,057.00        | 3,811.00         | 15,246.00      | 0.00     | 0.00       |
| PST | 35650    | PEREZ, ALBERTO SR                         | 37212   | JIM WELLS    | 5/18/2009  | 8,925.00         | 1,785.00         | 7,140.00       | 0.00     | 0.00       |
| PST | 27122    | Sam Management Inc.                       | 39771   | HARRIS       | 5/18/2009  | 5,152.00         | 0.00             | 5,152.00       | 0.00     | 0.00       |
| PST | 36846    | MOMIN, MENDI T                            | 63927   | TRAVIS       | 5/18/2009  | 5,250.00         | 1,050.00         | 4,200.00       | 0.00     | 0.00       |
| PST | 35902    | CKN, Inc.                                 | 8891    | CALDWELL     | 5/18/2009  | 1,125.00         | 0.00             | 1,125.00       | 0.00     | 0.00       |
| PST | 36520    | Momin Abdulbhai                           | 63679   | BRAZORIA     | 5/18/2009  | 16,196.00        | 3,239.00         | 12,957.00      | 0.00     | 0.00       |
| PST | 36902    | BERRY CONTRACTING LP DBA BAY LTD          | 32082   | NUECES       | 5/18/2009  | 6,990.00         | 1,398.00         | 5,592.00       | 0.00     | 0.00       |
| PST | 36916    | CPG Investments L L C *                   | 45881   | BEXAR        | 5/18/2009  | 2,250.00         | 450.00           | 1,800.00       | 0.00     | 0.00       |
| PST | 36748    | Poly Trucking, Inc.                       | 72366   | DALLAS       | 5/18/2009  | 34,919.00        | 6,983.00         | 27,936.00      | 0.00     | 0.00       |
| PST | 36704    | Ashnoor, L.L.C.                           | 23117   | HARRIS       | 5/18/2009  | 8,419.00         | 1,683.00         | 6,736.00       | 0.00     | 0.00       |
| PST | 36083    | Reddy-Gator, Inc. *                       | 20758   | MCLENNAN     | 5/20/2009  | 17,850.00        | 0.00             | 17,850.00      | 0.00     | 0.00       |
| PST | 27323    | MALIK, TANVIR A                           | 26593   | DALLAS       | 5/22/2009  | 17,500.00        | 0.00             | 17,500.00      | 0.00     | 0.00       |
| PST | 35036    | Je Jalaram Inc.                           | 25733   | VICTORIA     | 5/23/2009  | 16,320.00        | 0.00             | 16,320.00      | 0.00     | 0.00       |
| PST | 35241    | Duran Properties, Inc.                    | 19744   | SAN PATRICIO | 5/23/2009  | 23,625.00        | 0.00             | 23,625.00      | 0.00     | 0.00       |
| PST | 34820    | MACIAS, JOE                               | 47295   | HASKELL      | 5/23/2009  | 7,875.00         | 0.00             | 7,875.00       | 0.00     | 0.00       |
| PST | 36249    | BEGUM, KAZI                               | 38836   | MONTGOMERY   | 5/23/2009  | 6,390.00         | 0.00             | 6,390.00       | 0.00     | 0.00       |
| PST | 36271    | GARCIA, LEONARD                           | 8230    | TOM GREEN    | 5/23/2009  | 16,800.00        | 0.00             | 16,800.00      | 0.00     | 0.00       |
| PST | 34627    | SERENIL, GLORIA                           | 1749    | BEE          | 5/24/2009  | 16,800.00        | 0.00             | 16,800.00      | 0.00     | 0.00       |
| PST | 5117     | NADAF, MUSTAFA                            | 26337   | TARRANT      | 5/31/2009  | 15,875.00        | 0.00             | 15,875.00      | 0.00     | 0.00       |
| PST | 36826    | HRH Investments, LP                       | 49714   | TARRANT      | 6/1/2009   | 2,411.00         | 482.00           | 1,929.00       | 0.00     | 0.00       |
| PST | 37004    | Hillside Grocery, Inc.                    | 59917   | TRAVIS       | 6/1/2009   | 5,644.00         | 1,128.00         | 4,516.00       | 0.00     | 0.00       |
| PST | 36824    | CAHILL INVESTMENTS INC DBA RESLER CHEVRON | 17854   | EL PASO      | 6/1/2009   | 8,125.00         | 1,625.00         | 6,500.00       | 0.00     | 0.00       |
| PST | 34905    | Huynh Hien                                | 63984   | HARRIS       | 6/1/2009   | 4,500.00         | 0.00             | 4,500.00       | 0.00     | 0.00       |
| PST | 35147    | Addison Enterprises Inc.                  | 45315   | HARRIS       | 6/1/2009   | 1,070.00         | 0.00             | 1,070.00       | 0.00     | 0.00       |
| PST | 34581    | BHAYANI INVESTMENT, INC.                  | 29638   | MCLENNAN     | 6/1/2009   | 3,500.00         | 0.00             | 3,500.00       | 0.00     | 0.00       |

## Singles Programs

## Appendix 7: List of Administrative Orders Issued FY2009

Date Range Selected : 09/01/2008 - 08/31/2009

| PGM | Case No. | Respondent Name                     | TCEQ ID | County     | Order Date | Penalty Assessed | Penalty Deferred | Payable Amount | SEP Cost | SEP Offset |
|-----|----------|-------------------------------------|---------|------------|------------|------------------|------------------|----------------|----------|------------|
| PST | 37095    | Fondren ADP, Ltd.                   | 26388   | HARRIS     | 6/1/2009   | 3,058.00         | 611.00           | 2,447.00       | 0.00     | 0.00       |
| PST | 34971    | Vinklarek Underground Utilities Co. | 47744   | BASTROP    | 6/1/2009   | 3,675.00         | 0.00             | 3,675.00       | 0.00     | 0.00       |
| PST | 37023    | S.W.G., Limited Partnership         | 63797   | TRAVIS     | 6/1/2009   | 7,419.00         | 1,483.00         | 5,936.00       | 0.00     | 0.00       |
| PST | 36996    | ROSE, MICHAEL D                     | 43112   | HUDSPETH   | 6/1/2009   | 5,100.00         | 1,020.00         | 4,080.00       | 0.00     | 0.00       |
| PST | 36989    | Victron Stores, L.P.                | 79118   | TARRANT    | 6/1/2009   | 8,938.00         | 1,787.00         | 7,151.00       | 0.00     | 0.00       |
| PST | 37107    | Racetrac Petroleum, Inc.            | 68985   | HARRIS     | 6/1/2009   | 5,599.00         | 1,119.00         | 4,480.00       | 0.00     | 0.00       |
| PST | 35897    | RODRIGUEZ, JUAN                     | 18436   | CAMERON    | 6/1/2009   | 6,548.00         | 1,309.00         | 5,239.00       | 0.00     | 0.00       |
| PST | 31235    | Oscar Food Corp                     | 8919    | HARRIS     | 6/1/2009   | 16,770.00        | 0.00             | 16,770.00      | 0.00     | 0.00       |
| PST | 36816    | E-Z Star Inc.                       | 14926   | DALLAS     | 6/1/2009   | 2,686.00         | 537.00           | 2,149.00       | 0.00     | 0.00       |
| PST | 36770    | Pro Mobil, Inc.                     | 17689   | DALLAS     | 6/1/2009   | 8,750.00         | 1,750.00         | 7,000.00       | 0.00     | 0.00       |
| PST | 36988    | Valet Enterprises, Inc.             | 7086    | BEXAR      | 6/1/2009   | 4,500.00         | 900.00           | 3,600.00       | 0.00     | 0.00       |
| PST | 37131    | O'Donnell Oil & Butane Co., Inc.    | 2422    | BORDEN     | 6/1/2009   | 1,855.00         | 371.00           | 1,484.00       | 0.00     | 0.00       |
| PST | 37073    | Horizon Retail, L.L.C.              | 77716   | HARRIS     | 6/1/2009   | 5,196.00         | 1,039.00         | 4,157.00       | 0.00     | 0.00       |
| PST | 26712    | AHMAD, NISAR                        | 67047   | TARRANT    | 6/1/2009   | 17,655.00        | 0.00             | 17,655.00      | 0.00     | 0.00       |
| PST | 36969    | City of Corpus Christi              | 48904   | NUECES     | 6/1/2009   | 1,500.00         | 300.00           | 0.00           | 1,200.00 | 1,200.00   |
| PST | 36617    | RIVERA, JESUS                       | 79299   | HIDALGO    | 6/3/2009   | 7,365.00         | 0.00             | 7,365.00       | 0.00     | 0.00       |
| PST | 34517    | BRYMER, BERT                        | 18976   | GRAYSON    | 6/7/2009   | 13,125.00        | 0.00             | 13,125.00      | 0.00     | 0.00       |
| PST | 31606    | ARMENDARIZ, JAVIER B                | 43280   | ECTOR      | 6/7/2009   | 15,625.00        | 0.00             | 15,625.00      | 0.00     | 0.00       |
| PST | 33488    | Gwen Gordan and Wanda Percy         | 40402   | LAMAR      | 6/10/2009  | 1,000.00         | 0.00             | 1,000.00       | 0.00     | 0.00       |
| PST | 37139    | United Fuel & Energy Corporation    | 7745    | LUBBOCK    | 6/15/2009  | 3,500.00         | 0.00             | 3,500.00       | 0.00     | 0.00       |
| PST | 36944    | Vimex Enterprises, Inc.             | 78865   | HARRIS     | 6/15/2009  | 9,692.00         | 1,938.00         | 7,754.00       | 0.00     | 0.00       |
| PST | 37101    | Terminal Market Garage , L.L.C.     | 31834   | BEXAR      | 6/15/2009  | 7,000.00         | 1,400.00         | 5,600.00       | 0.00     | 0.00       |
| PST | 36762    | Star Fuels, Inc.                    | 26165   | HARRIS     | 6/15/2009  | 2,518.00         | 503.00           | 2,015.00       | 0.00     | 0.00       |
| PST | 37180    | OHM SAI, INC.                       | 11326   | WILLIAMSON | 6/15/2009  | 5,728.00         | 1,145.00         | 4,583.00       | 0.00     | 0.00       |
| PST | 37118    | JOSO Enterprises, Inc.              | 59582   | COLLIN     | 6/15/2009  | 7,192.00         | 1,438.00         | 5,754.00       | 0.00     | 0.00       |
| PST | 37121    | Racetrac Petroleum, Inc.            | 69122   | HARRIS     | 6/15/2009  | 4,846.00         | 969.00           | 3,877.00       | 0.00     | 0.00       |
| PST | 37284    | NICHOLS, BILL                       | 11734   | STEPHENS   | 6/15/2009  | 875.00           | 0.00             | 875.00         | 0.00     | 0.00       |
| PST | 37008    | A N Trading Inc.                    | 39434   | DALLAS     | 6/15/2009  | 6,490.00         | 1,298.00         | 5,192.00       | 0.00     | 0.00       |
| PST | 37028    | M&O Services, L.L.C.                | 45233   | EL PASO    | 6/15/2009  | 19,499.00        | 3,899.00         | 15,600.00      | 0.00     | 0.00       |
| PST | 37030    | Luckhany Enterprises Inc            | 36548   | TARRANT    | 6/15/2009  | 11,116.00        | 2,223.00         | 8,893.00       | 0.00     | 0.00       |
| PST | 36769    | Loay Daraghme                       | 43275   | DALLAS     | 6/15/2009  | 4,388.00         | 877.00           | 3,511.00       | 0.00     | 0.00       |
| PST | 27638    | Asad Ali Coporation                 | 5933    | BEXAR      | 6/20/2009  | 2,340.00         | 0.00             | 2,340.00       | 0.00     | 0.00       |
| PST | 33643    | Raul R. Martinez                    | 61800   | TARRANT    | 6/21/2009  | 5,250.00         | 0.00             | 5,250.00       | 0.00     | 0.00       |
| PST | 35406    | Huong Th Tran                       | 63136   | JEFFERSON  | 6/21/2009  | 21,000.00        | 0.00             | 21,000.00      | 0.00     | 0.00       |
| PST | 15793    | M.v.k, Inc.                         | 18896   | MCLENNAN   | 6/25/2009  | 1,000.00         | 0.00             | 1,000.00       | 0.00     | 0.00       |
| PST | 36269    | CANTU, ARMANDO                      | 38419   | HIDALGO    | 6/26/2009  | 5,000.00         | 0.00             | 5,000.00       | 0.00     | 0.00       |
| PST | 35566    | Linda Hill Barton                   | 42047   | *MULTIPLE  | 7/5/2009   | 7,875.00         | 0.00             | 7,875.00       | 0.00     | 0.00       |
| PST | 35970    | MARTINEZ, CARMEN                    | 34015   | WILLACY    | 7/5/2009   | 22,050.00        | 0.00             | 22,050.00      | 0.00     | 0.00       |

## Singles Programs

## Appendix 7: List of Administrative Orders Issued FY2009

Date Range Selected : 09/01/2008 - 08/31/2009

| PGM | Case No. | Respondent Name  | TCEQ ID | County      | Order Date | Penalty Assessed | Penalty Deferred | Payable Amount | SEP Cost | SEP Offset |
|-----|----------|--|---------|-------------|------------|------------------|------------------|----------------|----------|------------|
| PST | 35557    | FARRIS, PATRICIA A                                     | 29802   | CASS        | 7/5/2009   | 6,300.00         | 0.00             | 6,300.00       | 0.00     | 0.00       |
| PST | 35317    | CASHION, CURTIS  | 73983   | YOUNG       | 7/5/2009   | 7,875.00         | 0.00             | 7,875.00       | 0.00     | 0.00       |
| PST | 35766    | Latham Miller Estate                                   | 12360   | MASON       | 7/5/2009   | 11,550.00        | 0.00             | 11,550.00      | 0.00     | 0.00       |
| PST | 35270    | PATEL, SHOBHANA  | 69641   | MCLENNAN    | 7/5/2009   | 1,600.00         | 0.00             | 1,600.00       | 0.00     | 0.00       |
| PST | 35366    | PARRISH, CHARLIE                                       | 40927   | NAVARRO     | 7/5/2009   | 7,875.00         | 0.00             | 7,875.00       | 0.00     | 0.00       |
| PST | 34710    | TES, CHANTHORN PATRICK                                 | 31351   | KAUFMAN     | 7/8/2009   | 26,800.00        | 0.00             | 26,800.00      | 0.00     | 0.00       |
| PST | 37335    | Southwest Convenience Stores, LLC                      |         | ECTOR       | 7/9/2009   | 750.00           | 150.00           | 600.00         | 0.00     | 0.00       |
| PST | 37032    | Selawi Unlimited, Inc.                                 | 60716   | TARRANT     | 7/9/2009   | 10,915.00        | 2,183.00         | 8,732.00       | 0.00     | 0.00       |
| PST | 33317    | MULLEN, JANIS *  | 9606    | WILLIAMSON  | 7/9/2009   | 3,850.00         | 250.00           | 3,600.00       | 0.00     | 0.00       |
| PST | 36111    | CHAUDHRY, FARAH  | 14538   | NACOGDOCHES | 7/9/2009   | 6,300.00         | 0.00             | 6,300.00       | 0.00     | 0.00       |
| PST | 32643    | WARD, NED H  | 60058   | STONEWALL   | 7/9/2009   | 5,250.00         | 0.00             | 5,250.00       | 0.00     | 0.00       |
| PST | 31241    | Melvin Terral and Martha Terral                        | 9594    | *MULTIPLE   | 7/9/2009   | 8,000.00         | 6,800.00         | 1,200.00       | 0.00     | 0.00       |
| PST | 37236    | RJR Restaurants of Denton, L. C.                       | 76528   | DENTON      | 7/9/2009   | 2,403.00         | 480.00           | 1,923.00       | 0.00     | 0.00       |
| PST | 37119    | Big Diamond, Inc.                                      | 45987   | EL PASO     | 7/9/2009   | 4,401.00         | 880.00           | 1,761.00       | 1,760.00 | 1,760.00   |
| PST | 34782    | MERCADO, LUPE  | 38988   | DEWITT      | 7/9/2009   | 7,875.00         | 0.00             | 7,875.00       | 0.00     | 0.00       |
| PST | 36907    | Texas ARRM Investments Inc.                            | 14917   | DALLAS      | 7/9/2009   | 10,227.00        | 2,045.00         | 8,182.00       | 0.00     | 0.00       |
| PST | 35437    | Gator Stop, Inc.                                       | 54324   | LIBERTY     | 7/9/2009   | 5,160.00         | 0.00             | 5,160.00       | 0.00     | 0.00       |
| PST | 35127    | SHAHJHAN, ALI  | 15591   | TARRANT     | 7/9/2009   | 5,821.00         | 0.00             | 5,821.00       | 0.00     | 0.00       |
| PST | 36213    | MSMS Inc   | 16526   | DENTON      | 7/9/2009   | 12,300.00        | 0.00             | 12,300.00      | 0.00     | 0.00       |
| PST | 34914    | Teth Investment  | 62776   | FAYETTE     | 7/9/2009   | 2,625.00         | 0.00             | 2,625.00       | 0.00     | 0.00       |
| PST | 37354    | Shanco Group LLC                                       | 35696   | BRAZOS      | 7/9/2009   | 875.00           | 0.00             | 875.00         | 0.00     | 0.00       |
| PST | 37211    | Racetrac Petroleum, Inc.                               | 69123   | HARRIS      | 7/9/2009   | 4,846.00         | 969.00           | 3,877.00       | 0.00     | 0.00       |
| PST | 36771    | Klemme Entripriises Inc                                | 22318   | EL PASO     | 7/9/2009   | 15,881.00        | 3,176.00         | 12,705.00      | 0.00     | 0.00       |
| PST | 30968    | 10104 Inc  | 49412   | HARRIS      | 7/9/2009   | 7,650.00         | 0.00             | 7,650.00       | 0.00     | 0.00       |
| PST | 36991    | Jonestown Investments, Inc.                            | 71068   | TRAVIS      | 7/20/2009  | 4,339.00         | 867.00           | 3,472.00       | 0.00     | 0.00       |
| PST | 37182    | Pamir, Inc.  | 46693   | HARRIS      | 7/20/2009  | 7,597.00         | 1,519.00         | 6,078.00       | 0.00     | 0.00       |
| PST | 36914    | Berry Contracting, L.P.                                | 32080   | NUECES      | 7/20/2009  | 3,600.00         | 720.00           | 2,880.00       | 0.00     | 0.00       |
| PST | 37089    | GJN, LLC   | 29186   | HARRIS      | 7/20/2009  | 8,601.00         | 1,720.00         | 6,881.00       | 0.00     | 0.00       |
| PST | 36920    | Haribar, LLC   | 41360   | MCLENNAN    | 7/20/2009  | 8,453.00         | 1,690.00         | 6,763.00       | 0.00     | 0.00       |
| PST | 35403    | Gian O'Donnell   | 8797    | HARRIS      | 7/20/2009  | 3,060.00         | 0.00             | 3,060.00       | 0.00     | 0.00       |
| PST | 33879    | James J Flanagan Shipping Corporation                  | 48086   | HARRIS      | 7/20/2009  | 8,000.00         | 0.00             | 8,000.00       | 0.00     | 0.00       |
| PST | 37200    | WOLDU, TES   | 28009   | DALLAS      | 7/20/2009  | 2,337.00         | 467.00           | 1,870.00       | 0.00     | 0.00       |
| PST | 34361    | CHA INC  | 639     | MONTGOMERY  | 7/20/2009  | 6,230.00         | 0.00             | 6,230.00       | 0.00     | 0.00       |
| PST | 37205    | Haroon & Khalid Investment Inc                         | 72618   | HARRIS      | 7/20/2009  | 4,221.00         | 844.00           | 3,377.00       | 0.00     | 0.00       |
| PST | 35864    | NAJM, ADNAN  | 47269   | HARRIS      | 7/29/2009  | 22,708.00        | 0.00             | 22,708.00      | 0.00     | 0.00       |
| PST | 36127    | Lometa Davis   | 1920    | SCHLEICHER  | 7/29/2009  | 17,600.00        | 0.00             | 17,600.00      | 0.00     | 0.00       |
| PST | 34892    | Andrea Bennett, Trustee of the Randy Bennett GST Trust | 66014   | ERATH       | 7/29/2009  | 2,625.00         | 0.00             | 2,625.00       | 0.00     | 0.00       |
| PST | 35949    | CHAPMAN, MARTHA  |         | BEXAR       | 7/29/2009  | 16,000.00        | 0.00             | 16,000.00      | 0.00     | 0.00       |

## Singles Programs

## Appendix 7: List of Administrative Orders Issued FY2009

Date Range Selected : 09/01/2008 - 08/31/2009

| PGM | Case No. | Respondent Name                        | TCEQ ID | County        | Order Date | Penalty Assessed | Penalty Deferred | Payable Amount | SEP Cost | SEP Offset |
|-----|----------|--|---------|---------------|------------|------------------|------------------|----------------|----------|------------|
| PST | 36460    | YUNUSALI, BADARPURA                    | 41315   | CHAMBERS      | 7/29/2009  | 17,893.00        | 0.00             | 17,893.00      | 0.00     | 0.00       |
| PST | 33874    | John R. Preston dba Refugio Exxon      | 18549   | REFUGIO       | 7/29/2009  | 26,250.00        | 0.00             | 26,250.00      | 0.00     | 0.00       |
| PST | 35956    | New Star Holdings, L.L.C.              | 69347   | HARRIS        | 7/29/2009  | 4,725.00         | 0.00             | 4,725.00       | 0.00     | 0.00       |
| PST | 36332    | AZY CORPORATION, INC.                  | 3647    | HARRIS        | 7/29/2009  | 10,500.00        | 0.00             | 10,500.00      | 0.00     | 0.00       |
| PST | 36473    | CHENNAULT, HENRY                       | 9894    | DEWITT        | 7/29/2009  | 5,250.00         | 0.00             | 5,250.00       | 0.00     | 0.00       |
| PST | 35413    | CARTER, GLADYS                         | 67988   | DENTON        | 7/29/2009  | 6,300.00         | 0.00             | 6,300.00       | 0.00     | 0.00       |
| PST | 36861    | WIESEN, EDWARD S                       | 74012   | YOUNG         | 7/29/2009  | 3,675.00         | 0.00             | 3,675.00       | 0.00     | 0.00       |
| PST | 30874    | R.D.S.A., Inc.                         | 68892   | HARRIS        | 7/29/2009  | 5,100.00         | 0.00             | 5,100.00       | 0.00     | 0.00       |
| PST | 20844    | HABIB, MOHAMMAD RAFIUL                 | 72365   | DALLAS        | 7/29/2009  | 3,885.00         | 0.00             | 3,885.00       | 0.00     | 0.00       |
| PST | 33188    | Hyer Rodney                            | 1751    | *MULTIPLE     | 8/6/2009   | 10,500.00        | 0.00             | 10,500.00      | 0.00     | 0.00       |
| PST | 35229    | GOINS, SUE                             | 19810   | MORRIS        | 8/9/2009   | 9,900.00         | 0.00             | 9,900.00       | 0.00     | 0.00       |
| PST | 36565    | Logics Enterprise, L.L.C.              | 57178   | POLK          | 8/9/2009   | 35,696.00        | 0.00             | 35,696.00      | 0.00     | 0.00       |
| PST | 34412    | Lancaster Mini Mart, Inc.              | 0000755 | TARRANT       | 8/23/2009  | 2,050.00         | 0.00             | 2,050.00       | 0.00     | 0.00       |
| PST | 36830    | PEACE PARTNERS CAR WASH, L.L.C.        | 45238   | EL PASO       | 8/23/2009  | 35,501.00        | 7,100.00         | 28,401.00      | 0.00     | 0.00       |
| PST | 37390    | Cal-Mod Enterprises, LLC               | 73324   | HARRIS        | 8/23/2009  | 6,790.00         | 1,358.00         | 5,432.00       | 0.00     | 0.00       |
| PST | 37294    | Avali Enterprise, Inc.                 | 39849   | HARRIS        | 8/23/2009  | 3,112.00         | 622.00           | 2,490.00       | 0.00     | 0.00       |
| PST | 37322    | KWON, BRIAN                            | 46066   | HARRIS        | 8/23/2009  | 11,178.00        | 2,235.00         | 8,943.00       | 0.00     | 0.00       |
| PST | 36404    | Gene's Go Truck Stop, Inc.             | 73440   | KIMBLE        | 8/23/2009  | 2,500.00         | 0.00             | 2,500.00       | 0.00     | 0.00       |
| PST | 37529    | Producers Cooperative Association      | 71157   | BRAZOS        | 8/23/2009  | 875.00           | 0.00             | 875.00         | 0.00     | 0.00       |
| PST | 34897    | GRANADOS, LUDIVINIA                    | 46056   | HIDALGO       | 8/23/2009  | 3,675.00         | 0.00             | 3,675.00       | 0.00     | 0.00       |
| PST | 35928    | Mohammad A. Swati                      | 55171   | ORANGE        | 8/23/2009  | 1,100.00         | 0.00             | 1,100.00       | 0.00     | 0.00       |
| PST | 36576    | Dumas Used Cars, Inc.                  | 23287   | CALHOUN       | 8/23/2009  | 5,250.00         | 1,650.00         | 3,600.00       | 0.00     | 0.00       |
| PST | 37319    | Dallas Texas Properties, Inc.          | 44820   | TARRANT       | 8/23/2009  | 10,621.00        | 2,124.00         | 8,497.00       | 0.00     | 0.00       |
| PST | 36888    | RODRIGUEZ, EUSEBIO JR                  | 47159   | HIDALGO       | 8/23/2009  | 8,062.00         | 1,612.00         | 6,450.00       | 0.00     | 0.00       |
| PST | 36479    | Lozano Ltd.                            | 69213   | ZAPATA        | 8/23/2009  | 7,650.00         | 0.00             | 7,650.00       | 0.00     | 0.00       |
| PST | 37170    | Loop 12 Investment Corporation         | 76329   | HUNT          | 8/23/2009  | 10,097.00        | 2,019.00         | 8,078.00       | 0.00     | 0.00       |
| PST | 35567    | MOHAMMAD SULTAN                        | 7643    | ORANGE        | 8/23/2009  | 6,000.00         | 0.00             | 6,000.00       | 0.00     | 0.00       |
| PST | 36288    | Denny Oil Company                      | 25426   | NACOGDOCHES   | 8/23/2009  | 2,000.00         | 400.00           | 1,600.00       | 0.00     | 0.00       |
| PST | 37251    | ASH CORPORATION                        | 64334   | DALLAS        | 8/23/2009  | 3,535.00         | 707.00           | 2,828.00       | 0.00     | 0.00       |
| PST | 33803    | SMITH, RUTH ANN                        | 61851   | PANOLA        | 8/23/2009  | 22,000.00        | 20,800.00        | 1,200.00       | 0.00     | 0.00       |
| PST | 9501     | MBE, Inc.                              | 48868   | SAN AUGUSTINE | 8/23/2009  | 5,100.00         | 0.00             | 5,100.00       | 0.00     | 0.00       |
| PST | 37181    | Kori Services, LTD.                    | 69546   | TRAVIS        | 8/23/2009  | 21,759.00        | 4,351.00         | 17,408.00      | 0.00     | 0.00       |
| PST | 37449    | Napm Enterprises Inc.                  | 7077    | BEXAR         | 8/23/2009  | 3,075.00         | 615.00           | 2,460.00       | 0.00     | 0.00       |
| PST | 37293    | VO, HIEU                               | 8294    | JEFFERSON     | 8/23/2009  | 12,269.00        | 2,453.00         | 9,816.00       | 0.00     | 0.00       |
| PST | 36932    | MATAR, FOUAD                           | 6745    | HARRIS        | 8/31/2009  | 3,218.00         | 0.00             | 3,218.00       | 0.00     | 0.00       |
| PST | 35368    | GALINDO, LEOPOLDO E                    | 19910   | CRANE         | 8/31/2009  | 2,625.00         | 0.00             | 2,625.00       | 0.00     | 0.00       |
| PST | 37352    | Paint Rock Independent School District | 35526   | CONCHO        | 8/31/2009  | 4,900.00         | 980.00           | 0.00           | 3,920.00 | 3,920.00   |
| PST | 35749    | Hwy 29 Grocery, Inc.                   | 52774   | WILLIAMSON    | 8/31/2009  | 8,367.00         | 0.00             | 8,367.00       | 0.00     | 0.00       |



## Singles Programs

## Appendix 7: List of Administrative Orders Issued FY2009

Date Range Selected : 09/01/2008 - 08/31/2009

| PGM                           | Case No. | Respondent Name   | TCEQ ID | County      | Order Date | Penalty Assessed    | Penalty Deferred  | Payable Amount      | SEP Cost          | SEP Offset        |
|-------------------------------|----------|---|---------|-------------|------------|---------------------|-------------------|---------------------|-------------------|-------------------|
| PST                           | 37151    | Tenet Hospitals Limited   | 16840   | EL PASO     | 8/31/2009  | 4,230.00            | 846.00            | 3,384.00            | 0.00              | 0.00              |
| PST                           | 37268    | CIRCLE K STORES INC.  | 5462    | EL PASO     | 8/31/2009  | 3,246.00            | 649.00            | 2,597.00            | 0.00              | 0.00              |
| PST                           | 35983    | SKLOSS, PHIL  |         | BEXAR       | 8/31/2009  | 3,675.00            | 0.00              | 3,675.00            | 0.00              | 0.00              |
| PST                           | 37383    | Denny Transport, LLC  | 76443   | NACOGDOCHES | 8/31/2009  | 3,750.00            | 0.00              | 3,750.00            | 0.00              | 0.00              |
| PST                           | 36336    | CARTER, JOYCE   | 38943   | CHAMBERS    | 8/31/2009  | 13,092.00           | 0.00              | 13,092.00           | 0.00              | 0.00              |
| PST                           | 36708    | TREVINO, EDELIA I   | 61858   | NUECES      | 8/31/2009  | 2,550.00            | 0.00              | 2,550.00            | 0.00              | 0.00              |
| <b>Subtotal for PST : 417</b> |          |   |         |             |            | <b>4,080,511.00</b> | <b>478,120.00</b> | <b>3,490,871.00</b> | <b>111,520.00</b> | <b>111,520.00</b> |
| PWS                           | 34485    | Derdeyn/Ford, Inc.  | 1580002 | *MULTIPLE   | 9/4/2008   | 5,647.00            | 0.00              | 5,647.00            | 0.00              | 0.00              |
| PWS                           | 35592    | Elm Creek Water Supply Corporation  | 1550026 | MCLENNAN    | 9/22/2008  | 472.00              | 94.00             | 378.00              | 0.00              | 0.00              |
| PWS                           | 35727    | Eastern Cass Water Supply Corporation   | 0340068 | CASS        | 9/22/2008  | 347.00              | 0.00              | 347.00              | 0.00              | 0.00              |
| PWS                           | 34039    | Webb County   | 2400022 | WEBB        | 9/22/2008  | 5,980.00            | 0.00              | 0.00                | 5,980.00          | 5,980.00          |
| PWS                           | 35459    | Ranger Utility Company  | 2370008 | WALLER      | 9/22/2008  | 2,030.00            | 406.00            | 1,624.00            | 0.00              | 0.00              |
| PWS                           | 35188    | Moore's Water System of Beaver Lake, Inc.   | 1550127 | MCLENNAN    | 9/22/2008  | 577.00              | 115.00            | 462.00              | 0.00              | 0.00              |
| PWS                           | 35314    | Faith West, Inc.  | 1012702 | HARRIS      | 9/22/2008  | 1,920.00            | 384.00            | 0.00                | 1,536.00          | 1,536.00          |
| PWS                           | 35176    | City of Wortham   | 0810003 | FREESTONE   | 9/22/2008  | 5,301.00            | 0.00              | 5,301.00            | 0.00              | 0.00              |
| PWS                           | 35341    | Texas Tech University   | 1520079 | *MULTIPLE   | 9/22/2008  | 306.00              | 61.00             | 245.00              | 0.00              | 0.00              |
| PWS                           | 35574    | City of Newark  | 2490008 | WISE        | 9/22/2008  | 1,130.00            | 226.00            | 0.00                | 904.00            | 904.00            |
| PWS                           | 25744    | YAGUE, MARIO  | 0710157 | EL PASO     | 9/22/2008  | 2,745.00            | 0.00              | 2,745.00            | 0.00              | 0.00              |
| PWS                           | 6067     | New Progress Wsc  | 1840096 | PARKER      | 9/22/2008  | 20,945.00           | 0.00              | 20,945.00           | 0.00              | 0.00              |
| PWS                           | 32369    | City of Hubbard   | 1090002 | HILL        | 10/6/2008  | 715.00              | 0.00              | 0.00                | 715.00            | 715.00            |
| PWS                           | 35279    | City of Killeen   | 0140006 | BELL        | 10/6/2008  | 5,216.00            | 1,043.00          | 4,173.00            | 0.00              | 0.00              |
| PWS                           | 36296    | BAZE, ROBERT WAYNE  |         | TOM GREEN   | 10/6/2008  | 210.00              | 0.00              | 210.00              | 0.00              | 0.00              |
| PWS                           | 35673    | CASTANEDA, JULIAN   |         | DALLAS      | 10/6/2008  | 210.00              | 0.00              | 210.00              | 0.00              | 0.00              |
| PWS                           | 34993    | Forest Creek Partnership Ltd.   | 1012905 | HARRIS      | 10/6/2008  | 1,600.00            | 320.00            | 1,280.00            | 0.00              | 0.00              |
| PWS                           | 35168    | City of Kenedy  | 1280002 | KARNES      | 10/6/2008  | 3,665.00            | 733.00            | 0.00                | 2,932.00          | 2,932.00          |
| PWS                           | 33422    | ONEILL, MICHAEL LANTZ   | 2020028 | SABINE      | 10/12/2008 | 6,670.00            | 0.00              | 6,670.00            | 0.00              | 0.00              |
| PWS                           | 26366    | Austin Dr and Glenn Rd  | 1230099 | JEFFERSON   | 10/23/2008 | 1,050.00            | 0.00              | 1,050.00            | 0.00              | 0.00              |
| PWS                           | 11945    | SNI Corporation   | 0450065 | COLORADO    | 10/23/2008 | 4,950.00            | 0.00              | 4,950.00            | 0.00              | 0.00              |
| PWS                           | 24392    | GILLEM, TRUDY   | 0130058 | BEE         | 10/23/2008 | 3,906.00            | 0.00              | 3,906.00            | 0.00              | 0.00              |
| PWS                           | 35714    | City of Gordon  | 1820007 | PALO PINTO  | 10/23/2008 | 725.00              | 0.00              | 725.00              | 0.00              | 0.00              |
| PWS                           | 35807    | Axtell Water Supply Corporation   | 1550016 | MCLENNAN    | 10/23/2008 | 687.00              | 137.00            | 550.00              | 0.00              | 0.00              |
| PWS                           | 35483    | The Reinforced Earth Company  | 1550135 | MCLENNAN    | 10/23/2008 | 1,507.00            | 301.00            | 1,206.00            | 0.00              | 0.00              |
| PWS                           | 35604    | Fayette County WCID Monument Hill   | 0750009 | FAYETTE     | 10/23/2008 | 347.00              | 0.00              | 347.00              | 0.00              | 0.00              |
| PWS                           | 26974    | The Texas Latin American Conference of the International Pentecostal Holines Church | 0370040 | CHEROKEE    | 10/23/2008 | 1,925.00            | 0.00              | 1,925.00            | 0.00              | 0.00              |
| PWS                           | 35573    | Gray Utility Service, L.L.C.  | 1230083 | *MULTIPLE   | 10/23/2008 | 1,010.00            | 202.00            | 808.00              | 0.00              | 0.00              |
| PWS                           | 25207    | Thunderbird Bay Water Services, Inc.  | 0320013 | CAMP        | 10/23/2008 | 1,890.00            | 0.00              | 1,890.00            | 0.00              | 0.00              |
| PWS                           | 3025     | REEVES, CLARENCE A  | 0490030 | COOKE       | 10/25/2008 | 20,760.00           | 0.00              | 20,760.00           | 0.00              | 0.00              |
| PWS                           | 35626    | Camp Champions Texas L.P.   | 0270059 | BURNET      | 11/6/2008  | 105.00              | 21.00             | 84.00               | 0.00              | 0.00              |

## Singles Programs

## Appendix 7: List of Administrative Orders Issued FY2009

Date Range Selected : 09/01/2008 - 08/31/2009

| PGM | Case No. | Respondent Name  | TCEQ ID | County       | Order Date | Penalty Assessed | Penalty Deferred | Payable Amount | SEP Cost | SEP Offset |
|-----|----------|--|---------|--------------|------------|------------------|------------------|----------------|----------|------------|
| PWS | 35969    | Rhodia Inc.  | 1011077 | HARRIS       | 11/6/2008  | 937.00           | 0.00             | 937.00         | 0.00     | 0.00       |
| PWS | 35855    | City of Bardwell   | 0700020 | ELLIS        | 11/6/2008  | 188.00           | 37.00            | 151.00         | 0.00     | 0.00       |
| PWS | 35531    | City of La Feria   | 0310003 | CAMERON      | 11/6/2008  | 1,782.00         | 356.00           | 1,426.00       | 0.00     | 0.00       |
| PWS | 35259    | Rincon Water Supply Corporation                          | 2050073 | SAN PATRICIO | 11/6/2008  | 1,440.00         | 288.00           | 0.00           | 1,152.00 | 1,152.00   |
| PWS | 35984    | Deep Water Holdings, Inc.                                | 0260030 | BURLESON     | 11/6/2008  | 262.00           | 52.00            | 210.00         | 0.00     | 0.00       |
| PWS | 35809    | WATKINS, RODNEY W  |         | FREESTONE    | 11/6/2008  | 500.00           | 100.00           | 400.00         | 0.00     | 0.00       |
| PWS | 35891    | City of Troup  | 2120003 | SMITH        | 11/6/2008  | 3,815.00         | 763.00           | 3,052.00       | 0.00     | 0.00       |
| PWS | 7251     | Kmali Enterprises, Inc.                                  | 1012339 | HARRIS       | 11/12/2008 | 804.00           | 0.00             | 804.00         | 0.00     | 0.00       |
| PWS | 27649    | LINES, GUSS  | 0220038 | *MULTIPLE    | 11/12/2008 | 6,813.00         | 0.00             | 6,813.00       | 0.00     | 0.00       |
| PWS | 35179    | The Consolidated Water Supply Corporation                | 1130028 | HOUSTON      | 11/17/2008 | 16,956.00        | 3,391.00         | 13,565.00      | 0.00     | 0.00       |
| PWS | 36993    | SAUCIER JR, LESTER A *                                   | 1810188 | ORANGE       | 11/17/2008 | 0.00             | 0.00             | 0.00           | 0.00     | 0.00       |
| PWS | 36084    | MURPHEY, LYLE  | 2270186 | TRAVIS       | 11/17/2008 | 1,015.00         | 203.00           | 812.00         | 0.00     | 0.00       |
| PWS | 35933    | ROMERO, GERARDO  | 1080238 | HIDALGO      | 11/17/2008 | 2,850.00         | 570.00           | 2,280.00       | 0.00     | 0.00       |
| PWS | 33626    | DERDEYN, DAVID P   |         | MARION       | 11/17/2008 | 1,875.00         | 0.00             | 1,875.00       | 0.00     | 0.00       |
| PWS | 35560    | Interstate Southwest, Ltd.                               | 0930031 | GRIMES       | 11/17/2008 | 1,777.00         | 355.00           | 1,422.00       | 0.00     | 0.00       |
| PWS | 15229    | Butler WSC   | 0810013 | FREESTONE    | 11/17/2008 | 5,163.00         | 0.00             | 5,163.00       | 0.00     | 0.00       |
| PWS | 35268    | Quail Oak Property Owners Association                    | 1013138 | HARRIS       | 11/17/2008 | 2,035.00         | 407.00           | 1,628.00       | 0.00     | 0.00       |
| PWS | 36090    | City of Granger  | 2460002 | WILLIAMSON   | 11/17/2008 | 525.00           | 105.00           | 420.00         | 0.00     | 0.00       |
| PWS | 35654    | Feron Corporation  | 0710189 | EL PASO      | 11/17/2008 | 7,640.00         | 0.00             | 7,640.00       | 0.00     | 0.00       |
| PWS | 17752    | City of Kirvin   | 0810019 | FREESTONE    | 11/17/2008 | 3,114.00         | 0.00             | 3,114.00       | 0.00     | 0.00       |
| PWS | 28327    | Hari Enterprises, L.L.C.                                 | 2410064 | WHARTON      | 11/26/2008 | 2,835.00         | 0.00             | 2,835.00       | 0.00     | 0.00       |
| PWS | 36372    | VANOVER, RHONDA C  |         | LUBBOCK      | 12/4/2008  | 210.00           | 0.00             | 210.00         | 0.00     | 0.00       |
| PWS | 36075    | MUELLER, HARTMUT HARRY                                   |         | BLANCO       | 12/4/2008  | 600.00           | 120.00           | 480.00         | 0.00     | 0.00       |
| PWS | 36067    | Zion Lutheran Church of Mission Valley, Texas            | 2350059 | VICTORIA     | 12/4/2008  | 325.00           | 65.00            | 260.00         | 0.00     | 0.00       |
| PWS | 35936    | Jefferson County Water Control & Improvement District 10 | 1230003 | JEFFERSON    | 12/4/2008  | 550.00           | 110.00           | 440.00         | 0.00     | 0.00       |
| PWS | 35849    | City of Coolidge   | 1470001 | LIMESTONE    | 12/4/2008  | 3,201.00         | 640.00           | 2,561.00       | 0.00     | 0.00       |
| PWS | 35981    | MORETTI, CYNTHIA ANN                                     | 1460097 | *MULTIPLE    | 12/4/2008  | 3,295.00         | 0.00             | 3,295.00       | 0.00     | 0.00       |
| PWS | 36115    | Chicken House Flea Market, Inc.                          | 0720049 | *MULTIPLE    | 12/4/2008  | 2,056.00         | 0.00             | 2,056.00       | 0.00     | 0.00       |
| PWS | 35811    | Kenedy Manor Nursing Homes, Inc.                         | 1280012 | KARNES       | 12/20/2008 | 844.00           | 168.00           | 676.00         | 0.00     | 0.00       |
| PWS | 35968    | McClelland Water Supply Corporation                      | 2100011 | SHELBY       | 12/20/2008 | 1,634.00         | 327.00           | 1,307.00       | 0.00     | 0.00       |
| PWS | 31746    | WSWS Company   | 0910112 | GRAYSON      | 12/20/2008 | 1,050.00         | 0.00             | 1,050.00       | 0.00     | 0.00       |
| PWS | 35519    | Custom Water Co., L.L.C.                                 | 1690004 | MONTAGUE     | 12/20/2008 | 3,737.00         | 747.00           | 2,990.00       | 0.00     | 0.00       |
| PWS | 35845    | CARO Water Supply Corporation                            | 1740007 | NACOGDOCHES  | 12/20/2008 | 2,312.00         | 462.00           | 1,850.00       | 0.00     | 0.00       |
| PWS | 36993    | HODGES, RICHARD H *                                      | 1810188 | ORANGE       | 1/28/2009  | 0.00             | 0.00             | 0.00           | 0.00     | 0.00       |
| PWS | 36198    | ALLEN, JAMES LEWIS                                       | 1020028 | HARRISON     | 1/30/2009  | 356.00           | 71.00            | 285.00         | 0.00     | 0.00       |
| PWS | 35027    | Dirgin Water Supply Corporation                          | 2010013 | RUSK         | 1/30/2009  | 27,557.00        | 23,957.00        | 3,600.00       | 0.00     | 0.00       |
| PWS | 35162    | Monarch Utilities I L.P.                                 | 0910052 | GRAYSON      | 1/30/2009  | 2,100.00         | 420.00           | 1,680.00       | 0.00     | 0.00       |

## Singles Programs

## Appendix 7: List of Administrative Orders Issued FY2009

Date Range Selected : 09/01/2008 - 08/31/2009

| PGM | Case No. | Respondent Name                                  | TCEQ ID | County    | Order Date | Penalty Assessed | Penalty Deferred | Payable Amount | SEP Cost | SEP Offset |
|-----|----------|--|---------|-----------|------------|------------------|------------------|----------------|----------|------------|
| PWS | 36046    | VANOVER, JACK *                                  | 1520188 | LUBBOCK   | 1/30/2009  | 1,850.00         | 370.00           | 1,480.00       | 0.00     | 0.00       |
| PWS | 36250    | City of Cresson                                  | 1260053 | JOHNSON   | 1/30/2009  | 3,165.00         | 0.00             | 3,165.00       | 0.00     | 0.00       |
| PWS | 35833    | WHEELER, DARRYL                                  | 1870116 | POLK      | 1/30/2009  | 2,335.00         | 0.00             | 2,335.00       | 0.00     | 0.00       |
| PWS | 36047    | Cottonwood Creek MHP, L.P.                       | 0570094 | DALLAS    | 2/8/2009   | 993.00           | 198.00           | 795.00         | 0.00     | 0.00       |
| PWS | 36419    | FREITAG, BOYD R                                  | 0160028 | BLANCO    | 2/8/2009   | 200.00           | 40.00            | 160.00         | 0.00     | 0.00       |
| PWS | 36331    | City of Mount Vernon                             | 0800001 | FRANKLIN  | 2/8/2009   | 300.00           | 60.00            | 240.00         | 0.00     | 0.00       |
| PWS | 35817    | San Pedro Canyon Water Company                   | 2330011 | VAL VERDE | 2/8/2009   | 1,877.00         | 0.00             | 1,877.00       | 0.00     | 0.00       |
| PWS | 36261    | Greenwood Ventures Inc.                          | 1650006 | MIDLAND   | 2/8/2009   | 541.00           | 108.00           | 433.00         | 0.00     | 0.00       |
| PWS | 36069    | City of Lawn                                     | 2210005 | TAYLOR    | 2/8/2009   | 1,645.00         | 329.00           | 1,316.00       | 0.00     | 0.00       |
| PWS | 36142    | Richland SUD                                     | 2060012 | SAN SABA  | 2/22/2009  | 1,370.00         | 274.00           | 1,096.00       | 0.00     | 0.00       |
| PWS | 36425    | SWEA GARDENS ESTATES UTILITY, INC.               | 1010218 | HARRIS    | 2/22/2009  | 210.00           | 42.00            | 168.00         | 0.00     | 0.00       |
| PWS | 36321    | City of Fort Worth                               | 2200012 | TARRANT   | 2/22/2009  | 8,400.00         | 0.00             | 0.00           | 8,400.00 | 8,400.00   |
| PWS | 36045    | BALL, DWIGHT                                     | 1013249 | HARRIS    | 2/22/2009  | 1,293.00         | 258.00           | 1,035.00       | 0.00     | 0.00       |
| PWS | 27041    | City of Del Rio                                  | 2330001 | VAL VERDE | 2/22/2009  | 2,448.00         | 0.00             | 0.00           | 2,448.00 | 2,448.00   |
| PWS | 36086    | Delta County Municipal Utility District          | 0600018 | DELTA     | 2/22/2009  | 2,210.00         | 442.00           | 1,768.00       | 0.00     | 0.00       |
| PWS | 30488    | D.W. Subdivision Water Supply Corporation        | 2390016 | *MULTIPLE | 2/28/2009  | 12,765.00        | 0.00             | 12,765.00      | 0.00     | 0.00       |
| PWS | 35711    | PETTY, PATETREEN                                 | 2500019 | WOOD      | 3/2/2009   | 8,672.00         | 7,400.00         | 1,272.00       | 0.00     | 0.00       |
| PWS | 33793    | MAIB, CORINNE                                    | 2350036 | VICTORIA  | 3/12/2009  | 2,365.00         | 473.00           | 1,892.00       | 0.00     | 0.00       |
| PWS | 34461    | T S Ranch & Retreat, Inc.                        | 1840160 | PARKER    | 3/12/2009  | 3,350.00         | 0.00             | 3,350.00       | 0.00     | 0.00       |
| PWS | 34524    | City of Hale Center                              | 0950002 | HALE      | 3/12/2009  | 336.00           | 0.00             | 336.00         | 0.00     | 0.00       |
| PWS | 36287    | THAMES, JULIE ANN                                | 1260108 | JOHNSON   | 3/12/2009  | 588.00           | 117.00           | 471.00         | 0.00     | 0.00       |
| PWS | 36360    | The Grove Water Supply Corporation               | 0500023 | CORYELL   | 3/12/2009  | 2,265.00         | 453.00           | 1,812.00       | 0.00     | 0.00       |
| PWS | 36389    | Clarkson Energy Homes Inc.                       | 0720025 | ERATH     | 3/12/2009  | 5,146.00         | 1,029.00         | 4,117.00       | 0.00     | 0.00       |
| PWS | 16927    | Fort Gates Water Supply Corporation              | 0500017 | CORYELL   | 3/12/2009  | 480.00           | 0.00             | 480.00         | 0.00     | 0.00       |
| PWS | 36135    | ONEILL, MICHAEL LANTZ                            | 2020028 | SABINE    | 3/14/2009  | 716.00           | 0.00             | 716.00         | 0.00     | 0.00       |
| PWS | 36666    | Bethany-Hearne Water Supply Corporation          | 1980006 | ROBERTSON | 3/23/2009  | 154.00           | 30.00            | 124.00         | 0.00     | 0.00       |
| PWS | 33840    | FABRE, BRIEN                                     | 1520225 | LUBBOCK   | 3/23/2009  | 1,612.00         | 0.00             | 1,612.00       | 0.00     | 0.00       |
| PWS | 36568    | Bosqueville Green Acres Water Supply Corporation | 1550080 | MCLENNAN  | 3/23/2009  | 1,474.00         | 0.00             | 1,474.00       | 0.00     | 0.00       |
| PWS | 36491    | City of Cranfills Gap                            | 0180013 | BOSQUE    | 3/23/2009  | 787.00           | 157.00           | 630.00         | 0.00     | 0.00       |
| PWS | 36739    | Mullin Independent School District               | 1670013 | MILLS     | 3/23/2009  | 552.00           | 110.00           | 442.00         | 0.00     | 0.00       |
| PWS | 36586    | South Rusk County Water Supply Corporation       | 2010039 | RUSK      | 3/23/2009  | 1,333.00         | 266.00           | 1,067.00       | 0.00     | 0.00       |
| PWS | 36432    | Diamond Water Company                            | 0100042 | BANDERA   | 3/23/2009  | 280.00           | 56.00            | 224.00         | 0.00     | 0.00       |
| PWS | 36442    | Glenwood Water Supply Corporation                | 2300005 | UPSHUR    | 3/23/2009  | 3,003.00         | 600.00           | 2,403.00       | 0.00     | 0.00       |
| PWS | 32980    | Los Ojuelos Water Company, Inc.                  | 2400017 | WEBB      | 3/23/2009  | 684.00           | 0.00             | 684.00         | 0.00     | 0.00       |
| PWS | 34937    | CANTU, HANK                                      | 0270128 | BURNET    | 4/1/2009   | 3,640.00         | 0.00             | 3,640.00       | 0.00     | 0.00       |
| PWS | 36610    | STAFFORD, BILLY A                                |         | MCLENNAN  | 4/5/2009   | 210.00           | 0.00             | 210.00         | 0.00     | 0.00       |
| PWS | 36706    | GARCIA, GUILLERMO JR                             |         | NUECES    | 4/5/2009   | 680.00           | 136.00           | 544.00         | 0.00     | 0.00       |

## Singles Programs

## Appendix 7: List of Administrative Orders Issued FY2009

Date Range Selected : 09/01/2008 - 08/31/2009

| PGM | Case No. | Respondent Name  | TCEQ ID | County      | Order Date | Penalty Assessed | Penalty Deferred | Payable Amount | SEP Cost  | SEP Offset |
|-----|----------|--|---------|-------------|------------|------------------|------------------|----------------|-----------|------------|
| PWS | 36474    | Sidney Independent School District                               | 0470019 | COMANCHE    | 4/5/2009   | 892.00           | 178.00           | 714.00         | 0.00      | 0.00       |
| PWS | 36387    | City of Moran  | 2090002 | SHACKELFORD | 4/5/2009   | 110.00           | 22.00            | 88.00          | 0.00      | 0.00       |
| PWS | 36615    | Macedonia Eylau Municipal Utility District 1                     | 0190012 | BOWIE       | 4/5/2009   | 3,239.00         | 647.00           | 2,592.00       | 0.00      | 0.00       |
| PWS | 36685    | Coke County Water Supply Corporation                             | 0410017 | COKE        | 4/5/2009   | 2,160.00         | 0.00             | 0.00           | 2,160.00  | 2,160.00   |
| PWS | 36602    | City of Del Rio  | 2330013 | VAL VERDE   | 4/5/2009   | 755.00           | 151.00           | 604.00         | 0.00      | 0.00       |
| PWS | 34802    | STEWART, DONA *  | 0340019 | CASS        | 4/10/2009  | 8,601.00         | 0.00             | 8,601.00       | 0.00      | 0.00       |
| PWS | 34990    | GARCIA, FREDERICO  | 1013154 | HARRIS      | 4/12/2009  | 157.00           | 0.00             | 157.00         | 0.00      | 0.00       |
| PWS | 31426    | Triumph Christian Center, Inc                                    | 0790365 | FORT BEND   | 4/12/2009  | 2,800.00         | 0.00             | 2,800.00       | 0.00      | 0.00       |
| PWS | 33073    | KARL, ALAN   | 0360114 | CHAMBERS    | 4/20/2009  | 800.00           | 0.00             | 800.00         | 0.00      | 0.00       |
| PWS | 36538    | RISINGER, DALE   | 1250039 | JIM WELLS   | 4/20/2009  | 600.00           | 120.00           | 480.00         | 0.00      | 0.00       |
| PWS | 36710    | SCOLLEY, ANTONIO T   |         | BAILEY      | 4/20/2009  | 210.00           | 0.00             | 210.00         | 0.00      | 0.00       |
| PWS | 36968    | City of Electra  | 2430002 | WICHITA     | 4/20/2009  | 215.00           | 43.00            | 172.00         | 0.00      | 0.00       |
| PWS | 34707    | Cowcatchers, L.L.C.  | 0460254 | COMAL       | 4/25/2009  | 3,757.00         | 0.00             | 3,757.00       | 0.00      | 0.00       |
| PWS | 36705    | Foster Consolidated Investments, L.L.C.<br>dba Chaparral III     | 2460016 | WILLIAMSON  | 5/3/2009   | 168.00           | 33.00            | 135.00         | 0.00      | 0.00       |
| PWS | 31301    | Fatima Family Village, Inc.                                      | 1010746 | HARRIS      | 5/3/2009   | 417.00           | 0.00             | 417.00         | 0.00      | 0.00       |
| PWS | 34916    | BELTRAN, MARIA A   | 2140030 | STARR       | 5/3/2009   | 2,500.00         | 0.00             | 2,500.00       | 0.00      | 0.00       |
| PWS | 36582    | City of New Summerfield  | 0370028 | CHEROKEE    | 5/3/2009   | 2,492.00         | 498.00           | 1,994.00       | 0.00      | 0.00       |
| PWS | 36761    | City of Thornton   | 1470005 | LIMESTONE   | 5/3/2009   | 282.00           | 56.00            | 226.00         | 0.00      | 0.00       |
| PWS | 36215    | LINES, GUSS  | 0220038 | BREWSTER    | 5/3/2009   | 1,191.00         | 0.00             | 1,191.00       | 0.00      | 0.00       |
| PWS | 36792    | Comcast of Houston, LLC  | 1013304 | HARRIS      | 5/3/2009   | 4,252.00         | 0.00             | 4,252.00       | 0.00      | 0.00       |
| PWS | 36505    | Cardinal Meadows Improvement District                            | 1230020 | JEFFERSON   | 5/3/2009   | 1,804.00         | 360.00           | 1,444.00       | 0.00      | 0.00       |
| PWS | 36993    | HODGES, RICHARD H *  | 1810188 | ORANGE      | 5/15/2009  | 0.00             | 0.00             | 0.00           | 0.00      | 0.00       |
| PWS | 36776    | Bexar Metropolitan Water District Public<br>Facility Corporation | 0150054 | BEXAR       | 5/18/2009  | 508.00           | 101.00           | 407.00         | 0.00      | 0.00       |
| PWS | 37015    | IH 10/FIS Building, L.P.   | 0150548 | BEXAR       | 5/18/2009  | 2,665.00         | 533.00           | 2,132.00       | 0.00      | 0.00       |
| PWS | 36871    | City of La Ward  | 1200013 | JACKSON     | 5/18/2009  | 1,664.00         | 332.00           | 1,332.00       | 0.00      | 0.00       |
| PWS | 36754    | Cherokee Independent School District                             | 2060010 | SAN SABA    | 5/18/2009  | 3,008.00         | 0.00             | 3,008.00       | 0.00      | 0.00       |
| PWS | 30777    | Peach Creek Dam & Lake Club                                      | 1700064 | MONTGOMERY  | 5/21/2009  | 1,400.00         | 1,400.00         | 0.00           | 0.00      | 0.00       |
| PWS | 27473    | MPR Investments, LLC   | 1260031 | JOHNSON     | 5/21/2009  | 13,420.00        | 0.00             | 13,420.00      | 0.00      | 0.00       |
| PWS | 36946    | Lake Whitney Resorts, LLC  | 1090075 | HILL        | 6/1/2009   | 5,094.00         | 1,018.00         | 4,076.00       | 0.00      | 0.00       |
| PWS | 36845    | Federal Bureau of Prisons  | 0570128 | DALLAS      | 6/1/2009   | 1,079.00         | 0.00             | 1,079.00       | 0.00      | 0.00       |
| PWS | 34136    | City Of Edgewood   | 2340002 | VAN ZANDT   | 6/1/2009   | 16,321.00        | 0.00             | 0.00           | 16,321.00 | 16,321.00  |
| PWS | 36923    | E. I. du Pont de Nemours and Company                             | 1810114 | *MULTIPLE   | 6/1/2009   | 3,712.00         | 0.00             | 3,712.00       | 0.00      | 0.00       |
| PWS | 36981    | LEONARD, AL  | 0210062 | BRAZOS      | 6/1/2009   | 291.00           | 58.00            | 233.00         | 0.00      | 0.00       |
| PWS | 35738    | City of Texarkana  | 0190004 | BOWIE       | 6/1/2009   | 715.00           | 0.00             | 715.00         | 0.00      | 0.00       |
| PWS | 32826    | Swenson WSC  | 2170002 | STONEWALL   | 6/1/2009   | 2,250.00         | 0.00             | 2,250.00       | 0.00      | 0.00       |
| PWS | 36813    | Marlow Water Supply Corporation                                  | 1660014 | MILAM       | 6/1/2009   | 255.00           | 51.00            | 204.00         | 0.00      | 0.00       |
| PWS | 35620    | POPPE, GLORIA ANN *  | 2350058 | VICTORIA    | 6/7/2009   | 850.00           | 0.00             | 850.00         | 0.00      | 0.00       |

## Singles Programs

## Appendix 7: List of Administrative Orders Issued FY2009

Date Range Selected : 09/01/2008 - 08/31/2009

| PGM | Case No. | Respondent Name  | TCEQ ID | County     | Order Date | Penalty Assessed | Penalty Deferred | Payable Amount | SEP Cost  | SEP Offset |
|-----|----------|--|---------|------------|------------|------------------|------------------|----------------|-----------|------------|
| PWS | 36057    | WATTS, ALLEN   | 0940029 | GUADALUPE  | 6/7/2009   | 2,068.00         | 0.00             | 2,068.00       | 0.00      | 0.00       |
| PWS | 35747    | RUSSEL, RANDY  | 0200183 | BRAZORIA   | 6/7/2009   | 1,010.00         | 0.00             | 1,010.00       | 0.00      | 0.00       |
| PWS | 37133    | Sanderson Farms, Inc. (Production Division)                        | 1550141 |            | 6/15/2009  | 525.00           | 105.00           | 420.00         | 0.00      | 0.00       |
| PWS | 37065    | City of Groesbeck  | 1470002 | LIMESTONE  | 6/15/2009  | 3,378.00         | 675.00           | 2,703.00       | 0.00      | 0.00       |
| PWS | 35003    | HUTCHESON, TONY  | 1520156 | LUBBOCK    | 6/15/2009  | 2,062.00         | 0.00             | 2,062.00       | 0.00      | 0.00       |
| PWS | 26237    | US Dept of Agriculture, Animal and Plant Health Inspection Service | 1080075 | HIDALGO    | 6/15/2009  | 2,850.00         | 0.00             | 2,850.00       | 0.00      | 0.00       |
| PWS | 36593    | RICHTER, FRANCISCA   | 0710050 | EL PASO    | 6/15/2009  | 383.00           | 76.00            | 307.00         | 0.00      | 0.00       |
| PWS | 36952    | City of Hewitt   | 1550031 | MCLENNAN   | 6/15/2009  | 5,636.00         | 1,127.00         | 4,509.00       | 0.00      | 0.00       |
| PWS | 37288    | City of Stanton  | 1590001 | MARTIN     | 6/15/2009  | 975.00           | 0.00             | 975.00         | 0.00      | 0.00       |
| PWS | 36334    | ORTIZ, GERARD  | 0270065 | BURNET     | 6/15/2009  | 3,906.00         | 781.00           | 3,125.00       | 0.00      | 0.00       |
| PWS | 36993    | HODGES, RICHARD H *  | 1810188 | ORANGE     | 6/26/2009  | 0.00             | 0.00             | 0.00           | 0.00      | 0.00       |
| PWS | 14128    | Moss Lake Water Supply Corporation                                 | 0490017 | COOKE      | 7/4/2009   | 4,453.00         | 4,305.00         | 148.00         | 0.00      | 0.00       |
| PWS | 36172    | SULLIVAN, RICHARD  | 1520247 | LUBBOCK    | 7/5/2009   | 1,475.00         | 0.00             | 1,475.00       | 0.00      | 0.00       |
| PWS | 36668    | BILLINGS, RICHARD  | 0940085 | GUADALUPE  | 7/5/2009   | 669.00           | 0.00             | 669.00         | 0.00      | 0.00       |
| PWS | 36058    | Cain Addition HomeOwners Association CAHA                          | 1370036 | KLEBERG    | 7/5/2009   | 1,850.00         | 0.00             | 1,850.00       | 0.00      | 0.00       |
| PWS | 25318    | PETTY, DELORIS   | 0610016 | *MULTIPLE  | 7/5/2009   | 22,844.00        | 0.00             | 22,844.00      | 0.00      | 0.00       |
| PWS | 37113    | Brazos Valley Septic & Water, Inc.                                 | 0260021 | BURLESON   | 7/9/2009   | 735.00           | 0.00             | 735.00         | 0.00      | 0.00       |
| PWS | 37145    | Rolling Hills Water Service, Inc.                                  | 1110032 | HOOD       | 7/9/2009   | 355.00           | 0.00             | 355.00         | 0.00      | 0.00       |
| PWS | 37222    | Buena Vista WSC  | 2100032 | SHELBY     | 7/9/2009   | 1,060.00         | 212.00           | 848.00         | 0.00      | 0.00       |
| PWS | 37027    | Post Oak Hill Water Supply Corporation                             | 0260009 | BURLESON   | 7/9/2009   | 355.00           | 0.00             | 355.00         | 0.00      | 0.00       |
| PWS | 28194    | City of McGregor   | 1550004 | MCLENNAN   | 7/9/2009   | 10,812.00        | 0.00             | 10,812.00      | 0.00      | 0.00       |
| PWS | 37039    | Texas Parks and Wildlife Department                                | 0250003 | BROWN      | 7/9/2009   | 1,095.00         | 219.00           | 876.00         | 0.00      | 0.00       |
| PWS | 36058    | Cain Addition HomeOwners Association CAHA *                        | 1370036 | *MULTIPLE  | 7/16/2009  | 0.00             | 0.00             | 0.00           | 0.00      | 0.00       |
| PWS | 37192    | Bi County WSC  | 1720013 | MORRIS     | 7/20/2009  | 575.00           | 0.00             | 575.00         | 0.00      | 0.00       |
| PWS | 27420    | City of Laredo   | 2400001 | WEBB       | 7/20/2009  | 48,747.00        | 0.00             | 0.00           | 48,747.00 | 48,747.00  |
| PWS | 36106    | Lakewood On Lake Conroe Property Owners Association, Inc.          | 1700661 | MONTGOMERY | 7/20/2009  | 318.00           | 63.00            | 255.00         | 0.00      | 0.00       |
| PWS | 37244    | City of West Tawakoni  | 1160012 | HUNT       | 7/20/2009  | 5,850.00         | 0.00             | 5,850.00       | 0.00      | 0.00       |
| PWS | 37177    | Pure Utilities, L.C.   | 1870149 | POLK       | 7/20/2009  | 1,996.00         | 399.00           | 1,597.00       | 0.00      | 0.00       |
| PWS | 33490    | KL Comfort Park, Ltd.  | 0140169 | BELL       | 7/20/2009  | 1,102.00         | 0.00             | 1,102.00       | 0.00      | 0.00       |
| PWS | 37333    | LITTLE, LARRY G  |         | DICKENS    | 7/20/2009  | 718.00           | 143.00           | 575.00         | 0.00      | 0.00       |
| PWS | 37160    | Rodell Water System, Inc.  | 1450032 | LEON       | 7/20/2009  | 1,909.00         | 381.00           | 1,528.00       | 0.00      | 0.00       |
| PWS | 37351    | City of Cisco  | 0670001 | EASTLAND   | 7/20/2009  | 1,050.00         | 0.00             | 1,050.00       | 0.00      | 0.00       |
| PWS | 37134    | NEW HORIZONS RANCH AND CENTER INC                                  | 1670009 | MILLS      | 7/20/2009  | 1,005.00         | 0.00             | 1,005.00       | 0.00      | 0.00       |
| PWS | 27347    | Trent Water Works, Inc.  | 0200041 | BRAZORIA   | 7/20/2009  | 1,275.00         | 0.00             | 1,275.00       | 0.00      | 0.00       |
| PWS | 37188    | Combined Consumers Special Utility District                        | 1160052 | HUNT       | 7/20/2009  | 720.00           | 0.00             | 720.00         | 0.00      | 0.00       |

## Singles Programs

## Appendix 7: List of Administrative Orders Issued FY2009

Date Range Selected : 09/01/2008 - 08/31/2009

| PGM                           | Case No. | Respondent Name                       | TCEQ ID      | County     | Order Date | Penalty Assessed  | Penalty Deferred | Payable Amount    | SEP Cost         | SEP Offset       |
|-------------------------------|----------|---------------------------------------|--------------|------------|------------|-------------------|------------------|-------------------|------------------|------------------|
| PWS                           | 36918    | Child INC.                            | 0160015      | BLANCO     | 7/20/2009  | 2,168.00          | 433.00           | 1,735.00          | 0.00             | 0.00             |
| PWS                           | 34348    | WALKER, PAT                           | 1870084      | POLK       | 7/29/2009  | 3,196.00          | 0.00             | 3,196.00          | 0.00             | 0.00             |
| PWS                           | 35993    | REEVES, CLARENCE A                    | 0490041      | COOKE      | 7/29/2009  | 3,117.00          | 0.00             | 3,117.00          | 0.00             | 0.00             |
| PWS                           | 36811    | AMK Enterprises, LLC                  | 0150363      | BEXAR      | 7/29/2009  | 4,867.00          | 0.00             | 4,867.00          | 0.00             | 0.00             |
| PWS                           | 36307    | GRIMES, TILLIE                        | 2350061      | VICTORIA   | 7/29/2009  | 3,350.00          | 0.00             | 3,350.00          | 0.00             | 0.00             |
| PWS                           | 35917    | Red Rock Wsc                          | 0610113      | DENTON     | 7/29/2009  | 624.00            | 0.00             | 624.00            | 0.00             | 0.00             |
| PWS                           | 33542    | BARNETT, VICKY                        | 0340071      | CASS       | 7/29/2009  | 9,067.00          | 0.00             | 9,067.00          | 0.00             | 0.00             |
| PWS                           | 36170    | LIMAS, LEROY LEONARD                  | 0710158      | EL PASO    | 7/29/2009  | 598.00            | 0.00             | 598.00            | 0.00             | 0.00             |
| PWS                           | 28010    | Bosque Basin Water Supply Corporation | 1550074      | MCLENNAN   | 8/9/2009   | 1,573.00          | 0.00             | 1,573.00          | 0.00             | 0.00             |
| PWS                           | 36035    | HORVATH, SHAWN M                      | 0610243      | DENTON     | 8/9/2009   | 5,133.00          | 0.00             | 5,133.00          | 0.00             | 0.00             |
| PWS                           | 36659    | YOUNG, JOHN R                         | 1010520      | HARRIS     | 8/9/2009   | 754.00            | 0.00             | 754.00            | 0.00             | 0.00             |
| PWS                           | 35264    | WINSTEAD, DARRYL                      | 2460046      | WILLIAMSON | 8/10/2009  | 0.00              | 0.00             | 0.00              | 0.00             | 0.00             |
| PWS                           | 36594    | City of Wolfe City                    | 1160005      | HUNT       | 8/23/2009  | 1,797.00          | 359.00           | 1,438.00          | 0.00             | 0.00             |
| PWS                           | 35916    | Copperas Cove MHC, LLC                | 0500043      | CORYELL    | 8/23/2009  | 90.00             | 18.00            | 72.00             | 0.00             | 0.00             |
| PWS                           | 34625    | Roofing Supply Inc.                   | 1013215      | HARRIS     | 8/23/2009  | 157.00            | 0.00             | 157.00            | 0.00             | 0.00             |
| PWS                           | 34791    | FENOGLIO, DAVID A                     | 1690007      | MONTAGUE   | 8/23/2009  | 10,210.00         | 0.00             | 10,210.00         | 0.00             | 0.00             |
| PWS                           | 37136    | Maverick County                       | 1620003      | MAVERICK   | 8/23/2009  | 2,652.00          | 0.00             | 0.00              | 2,652.00         | 2,652.00         |
| PWS                           | 31699    | City of La Joya                       | 1080213      | HIDALGO    | 8/23/2009  | 2,511.00          | 0.00             | 2,511.00          | 0.00             | 0.00             |
| PWS                           | 37206    | City of Del Rio                       | 2330001      | *MULTIPLE  | 8/23/2009  | 2,992.00          | 598.00           | 2,394.00          | 0.00             | 0.00             |
| PWS                           | 37345    | North San Saba Wsc                    | 2060003      | SAN SABA   | 8/23/2009  | 1,274.00          | 254.00           | 1,020.00          | 0.00             | 0.00             |
| PWS                           | 37265    | City of Eagle Pass Water Works System | 1620001      | MAVERICK   | 8/23/2009  | 6,466.00          | 0.00             | 6,466.00          | 0.00             | 0.00             |
| PWS                           | 37427    | City of Bogata                        | 1940001      | RED RIVER  | 8/23/2009  | 1,050.00          | 210.00           | 840.00            | 0.00             | 0.00             |
| PWS                           | 37389    | 1404 Blaketree, L.P.                  | 1700784      | MONTGOMERY | 8/31/2009  | 4,578.00          | 915.00           | 3,663.00          | 0.00             | 0.00             |
| PWS                           | 36961    | RINKER, JUDY *                        | 0460128      | COMAL      | 8/31/2009  | 2,052.00          | 0.00             | 2,052.00          | 0.00             | 0.00             |
| PWS                           | 34151    | Lewis Blessing, L.P.                  | 2460031      | WILLIAMSON | 8/31/2009  | 1,656.00          | 0.00             | 1,656.00          | 0.00             | 0.00             |
| PWS                           | 35915    | HALL, DARRELL                         | 0930063      | GRIMES     | 8/31/2009  | 6,885.00          | 1,377.00         | 5,508.00          | 0.00             | 0.00             |
| PWS                           | 37037    | Longhorn Mobile Home Community Ltd.   | 1010587      | HARRIS     | 8/31/2009  | 4,212.00          | 0.00             | 4,212.00          | 0.00             | 0.00             |
| PWS                           | 36839    | BIRD, LEO                             | 0030006      | ANGELINA   | 8/31/2009  | 354.00            | 0.00             | 354.00            | 0.00             | 0.00             |
| PWS                           | 36179    | Royal Oak Water System Inc            | 1330013      | KERR       | 8/31/2009  | 3,893.00          | 778.00           | 3,115.00          | 0.00             | 0.00             |
| PWS                           | 37029    | Amistad Lake Developments, Inc.       | 2330015      | VAL VERDE  | 8/31/2009  | 1,801.00          | 0.00             | 1,801.00          | 0.00             | 0.00             |
| PWS                           | 25076    | City of Queen City                    | WQ0011225001 | CASS       | 8/31/2009  | 745.00            | 0.00             | 745.00            | 0.00             | 0.00             |
| PWS                           | 35440    | Shore-Tech, Inc.                      | 0840229      | GALVESTON  | 8/31/2009  | 352.00            | 0.00             | 352.00            | 0.00             | 0.00             |
| PWS                           | 36755    | GUZMAN, HECTOR                        | 1460047      | LIBERTY    | 8/31/2009  | 7,872.00          | 0.00             | 7,872.00          | 0.00             | 0.00             |
| <b>Subtotal for PWS : 210</b> |          |                                       |              |            |            | <b>619,071.00</b> | <b>69,734.00</b> | <b>455,390.00</b> | <b>93,947.00</b> | <b>93,947.00</b> |
| WATE RIGHT                    | 35786    | Chesapeake Energy Marketing, Inc.     |              | TARRANT    | 9/22/2008  | 575.00            | 115.00           | 460.00            | 0.00             | 0.00             |
| WATE RIGHT                    | 36177    | Chisholm Operating, INC.              |              | RUNNELS    | 10/6/2008  | 350.00            | 0.00             | 350.00            | 0.00             | 0.00             |
| WATE RIGHT                    | 36176    | Starr County                          |              | STARR      | 10/6/2008  | 350.00            | 0.00             | 350.00            | 0.00             | 0.00             |

## Singles Programs

## Appendix 7: List of Administrative Orders Issued FY2009

Date Range Selected : 09/01/2008 - 08/31/2009

| PGM                                | Case No. | Respondent Name                                    | TCEQ ID      | County     | Order Date | Penalty Assessed | Penalty Deferred | Payable Amount   | SEP Cost    | SEP Offset  |
|------------------------------------|----------|--|--------------|------------|------------|------------------|------------------|------------------|-------------|-------------|
| WATE RIGHT                         | 36195    | EnCana Oil & Gas (USA) Inc.                        |              | TARRANT    | 10/6/2008  | 350.00           | 0.00             | 350.00           | 0.00        | 0.00        |
| WATE RIGHT                         | 35391    | The Golf Club at Circle C, LP                      | WRPERM 5852  | TRAVIS     | 10/23/2008 | 10,000.00        | 2,000.00         | 8,000.00         | 0.00        | 0.00        |
| WATE RIGHT                         | 35966    | Chesapeake Energy Marketing, Inc.                  |              | JOHNSON    | 11/6/2008  | 1,711.00         | 342.00           | 1,369.00         | 0.00        | 0.00        |
| WATE RIGHT                         | 36380    | Range Resources Corporation                        |              | PARKER     | 12/4/2008  | 350.00           | 0.00             | 350.00           | 0.00        | 0.00        |
| WATE RIGHT                         | 36569    | FLAT ROCK MINERALS LLC                             |              | UPSHUR     | 12/20/2008 | 875.00           | 0.00             | 875.00           | 0.00        | 0.00        |
| WATE RIGHT                         | 36595    | Wagner & Brown, Ltd.                               |              | HARRISON   | 2/22/2009  | 575.00           | 115.00           | 460.00           | 0.00        | 0.00        |
| WATE RIGHT                         | 36779    | Steve Simpson & Associates, Inc.                   |              | SABINE     | 5/3/2009   | 350.00           | 0.00             | 350.00           | 0.00        | 0.00        |
| WATE RIGHT                         | 36965    | Quicksilver Resources Inc.                         |              | TARRANT    | 5/18/2009  | 700.00           | 140.00           | 560.00           | 0.00        | 0.00        |
| WATE RIGHT                         | 37356    | Eberle Materials, Inc.                             |              | HIDALGO    | 7/9/2009   | 350.00           | 0.00             | 350.00           | 0.00        | 0.00        |
| WATE RIGHT                         | 35541    | Sonntag Materials, Inc.                            |              | HOOD       | 7/29/2009  | 1,875.00         | 0.00             | 1,875.00         | 0.00        | 0.00        |
| WATE RIGHT                         | 36601    | Gulf Colorado & San Saba Railway Corporation       |              | LAMPASAS   | 7/29/2009  | 2,000.00         | 0.00             | 2,000.00         | 0.00        | 0.00        |
| WATE RIGHT                         | 37511    | Sand Hill Foundation, LLC                          |              | SHELBY     | 8/23/2009  | 350.00           | 0.00             | 350.00           | 0.00        | 0.00        |
| WATE RIGHT                         | 37594    | Brystar Contracting, Inc.                          |              | JEFFERSON  | 8/31/2009  | 350.00           | 0.00             | 350.00           | 0.00        | 0.00        |
| WATE RIGHT                         | 37360    | Stallion Oilfield Services Ltd.                    |              | TARRANT    | 8/31/2009  | 575.00           | 115.00           | 460.00           | 0.00        | 0.00        |
| <b>Subtotal for WATERIGHT : 17</b> |          |  |              |            |            | <b>21,686.00</b> | <b>2,827.00</b>  | <b>18,859.00</b> | <b>0.00</b> | <b>0.00</b> |
| WQ                                 | 35679    | Weatherford Brothers                               |              | TOM GREEN  | 9/22/2008  | 1,050.00         | 210.00           | 840.00           | 0.00        | 0.00        |
| WQ                                 | 35355    | Harris County                                      | TX0083526    | HARRIS     | 9/22/2008  | 6,490.00         | 1,298.00         | 0.00             | 5,192.00    | 5,192.00    |
| WQ                                 | 35643    | Troy T. Hunt Management Corporation                | TXR15EC72    | MIDLAND    | 9/22/2008  | 1,650.00         | 330.00           | 1,320.00         | 0.00        | 0.00        |
| WQ                                 | 35606    | DRENNAN DAY CUSTOM HOMES INC.                      |              | WILLIAMSON | 9/22/2008  | 26,000.00        | 5,200.00         | 20,800.00        | 0.00        | 0.00        |
| WQ                                 | 35287    | City of Blooming Grove                             | TX0075418    | NAVARRO    | 9/22/2008  | 6,402.00         | 1,280.00         | 5,122.00         | 0.00        | 0.00        |
| WQ                                 | 35703    | Bruni Rural Water Supply Corporation               | WQ0013924001 | WEBB       | 9/22/2008  | 210.00           | 42.00            | 168.00           | 0.00        | 0.00        |
| WQ                                 | 35694    | City of Maud                                       | WQ0014025001 | BOWIE      | 9/22/2008  | 9,400.00         | 1,880.00         | 0.00             | 7,520.00    | 7,520.00    |
| WQ                                 | 35353    | CRVC Via Bayou, LLC                                | WQ0014326001 | GALVESTON  | 9/22/2008  | 20,660.00        | 4,132.00         | 16,528.00        | 0.00        | 0.00        |
| WQ                                 | 35376    | City of Roxton                                     | WQ0010204001 | LAMAR      | 9/22/2008  | 12,595.00        | 2,519.00         | 10,076.00        | 0.00        | 0.00        |
| WQ                                 | 35774    | GONZALEZ, MR                                       |              | PECOS      | 9/22/2008  | 1,050.00         | 210.00           | 840.00           | 0.00        | 0.00        |
| WQ                                 | 25471    | Chilton Water Supply and Sewer Service Corporation | TPDES0053520 | FALLS      | 9/22/2008  | 22,750.00        | 19,150.00        | 3,600.00         | 0.00        | 0.00        |
| WQ                                 | 35322    | Homes Unique, Inc.                                 | TXR15FI04    | MIDLAND    | 9/22/2008  | 1,425.00         | 285.00           | 1,140.00         | 0.00        | 0.00        |
| WQ                                 | 35717    | 284 San Gabriel, L.L.C.                            | TXR15JT41    | BURNET     | 9/22/2008  | 750.00           | 150.00           | 600.00           | 0.00        | 0.00        |
| WQ                                 | 35101    | North Texas Municipal Water District               | WQ0010363001 | *MULTIPLE  | 9/22/2008  | 58,475.00        | 11,695.00        | 0.00             | 46,780.00   | 46,780.00   |
| WQ                                 | 35563    | Oxbow Carbon & Minerals LLC                        | WQ0002670000 | GALVESTON  | 9/22/2008  | 4,030.00         | 806.00           | 1,612.00         | 1,612.00    | 1,612.00    |

## Singles Programs

## Appendix 7: List of Administrative Orders Issued FY2009

Date Range Selected : 09/01/2008 - 08/31/2009

| PGM | Case No. | Respondent Name                               | TCEQ ID      | County      | Order Date | Penalty Assessed | Penalty Deferred | Payable Amount | SEP Cost  | SEP Offset |
|-----|----------|---|--------------|-------------|------------|------------------|------------------|----------------|-----------|------------|
| WQ  | 33739    | R & S Concrete, LLC                           | TXG110601    | FORT BEND   | 9/22/2008  | 4,560.00         | 0.00             | 4,560.00       | 0.00      | 0.00       |
| WQ  | 35637    | Apple Springs Independent School District     | WQ0014086001 | TRINITY     | 9/22/2008  | 4,500.00         | 900.00           | 0.00           | 3,600.00  | 3,600.00   |
| WQ  | 35473    | Columbia-Brazoria Independent School District | WQ0012103001 | BRAZORIA    | 9/22/2008  | 8,640.00         | 1,728.00         | 6,912.00       | 0.00      | 0.00       |
| WQ  | 34926    | Shirley Creek Marina, Inc.                    | TX0054224    | NACOGDOCHES | 9/22/2008  | 13,338.00        | 2,668.00         | 10,670.00      | 0.00      | 0.00       |
| WQ  | 27387    | The Meadows at Quail Run GP, LLC              | 130100082    | WILSON      | 9/22/2008  | 27,300.00        | 0.00             | 27,300.00      | 0.00      | 0.00       |
| WQ  | 35517    | Fernco Development, Ltd. *                    | TX0075841    | HARRIS      | 9/22/2008  | 15,080.00        | 3,016.00         | 12,064.00      | 0.00      | 0.00       |
| WQ  | 35734    | Safety-Kleen Systems, Inc.                    | WQ0004336000 | DENTON      | 9/22/2008  | 4,070.00         | 814.00           | 3,256.00       | 0.00      | 0.00       |
| WQ  | 36012    | City of Tyler                                 | WQ0010653002 | SMITH       | 10/6/2008  | 700.00           | 0.00             | 700.00         | 0.00      | 0.00       |
| WQ  | 35491    | San Antonio Water System                      | WQ0010137004 | BEXAR       | 10/6/2008  | 7,400.00         | 1,480.00         | 5,920.00       | 0.00      | 0.00       |
| WQ  | 35475    | Gulf Coast Waste Disposal Authority           | WQ0011571001 | HARRIS      | 10/6/2008  | 7,810.00         | 1,562.00         | 0.00           | 6,248.00  | 6,248.00   |
| WQ  | 35726    | First Texas Homes, Inc.                       | TXR15JT59    | DENTON      | 10/6/2008  | 700.00           | 0.00             | 700.00         | 0.00      | 0.00       |
| WQ  | 35778    | KAMARY DEVELOPMENT LTD                        | 13-07120301  | BEXAR       | 10/6/2008  | 14,625.00        | 2,925.00         | 11,700.00      | 0.00      | 0.00       |
| WQ  | 34107    | J.W. Garrett & Son, Inc.                      |              | JEFFERSON   | 10/6/2008  | 4,200.00         | 0.00             | 4,200.00       | 0.00      | 0.00       |
| WQ  | 36015    | The Card Group, Inc.                          | TXR15KF80    | ANGELINA    | 10/6/2008  | 700.00           | 0.00             | 700.00         | 0.00      | 0.00       |
| WQ  | 36011    | City of Wichita Falls                         |              | WICHITA     | 10/6/2008  | 700.00           | 0.00             | 700.00         | 0.00      | 0.00       |
| WQ  | 35883    | REDDING, ALBERT B                             |              | CALHOUN     | 10/6/2008  | 210.00           | 0.00             | 210.00         | 0.00      | 0.00       |
| WQ  | 35724    | First Texas Homes, Inc.                       | TXR15JT46    | TARRANT     | 10/6/2008  | 700.00           | 0.00             | 700.00         | 0.00      | 0.00       |
| WQ  | 35884    | Milk Transport Services, L.P.                 | TXR05X363    | LUBBOCK     | 10/6/2008  | 700.00           | 0.00             | 700.00         | 0.00      | 0.00       |
| WQ  | 35312    | Lankford Construction, L.L.C.                 | TXR15IF07    | NACOGDOCHES | 10/6/2008  | 4,200.00         | 840.00           | 3,360.00       | 0.00      | 0.00       |
| WQ  | 36013    | Seven Points Sand & Gravel, Inc.              | TXR05X093    | NAVARRO     | 10/6/2008  | 700.00           | 0.00             | 700.00         | 0.00      | 0.00       |
| WQ  | 36016    | City of Carthage                              | TXR05X218    | PANOLA      | 10/6/2008  | 700.00           | 0.00             | 700.00         | 0.00      | 0.00       |
| WQ  | 35690    | City of McGregor                              | WQ0010219002 | MCLENNAN    | 10/6/2008  | 3,507.00         | 701.00           | 2,806.00       | 0.00      | 0.00       |
| WQ  | 35587    | First Texas Homes, Inc.                       |              | COLLIN      | 10/6/2008  | 700.00           | 0.00             | 700.00         | 0.00      | 0.00       |
| WQ  | 35553    | Sentinel Transportation Company               | TXR05X038    | WICHITA     | 10/6/2008  | 700.00           | 0.00             | 700.00         | 0.00      | 0.00       |
| WQ  | 35538    | Teen Challenge of Texas                       | WQ0011689001 | NUECES      | 10/6/2008  | 5,080.00         | 0.00             | 5,080.00       | 0.00      | 0.00       |
| WQ  | 35307    | SandRidge Energy, Inc.                        |              | PECOS       | 10/6/2008  | 700.00           | 0.00             | 700.00         | 0.00      | 0.00       |
| WQ  | 36196    | Hal Jones Development, LLC                    | TXR15KR69    | ARANSAS     | 10/6/2008  | 700.00           | 0.00             | 700.00         | 0.00      | 0.00       |
| WQ  | 36014    | City of Wichita Falls                         |              | WICHITA     | 10/6/2008  | 700.00           | 0.00             | 700.00         | 0.00      | 0.00       |
| WQ  | 32513    | Bruce's, Inc.                                 |              | JASPER      | 10/8/2008  | 3,950.00         | 0.00             | 3,950.00       | 0.00      | 0.00       |
| WQ  | 35769    | Aero Greensmor, LP                            | TX0081388    | HARRIS      | 10/23/2008 | 5,100.00         | 1,020.00         | 4,080.00       | 0.00      | 0.00       |
| WQ  | 35452    | Mammoet USA, Inc.                             | TXR05W048    | BRAZORIA    | 10/23/2008 | 6,160.00         | 1,232.00         | 4,928.00       | 0.00      | 0.00       |
| WQ  | 35788    | American Commodities, Inc.                    | TXR05X381    | WEBB        | 10/23/2008 | 1,800.00         | 360.00           | 1,440.00       | 0.00      | 0.00       |
| WQ  | 27015    | City of Joaquin                               | WQ0012718001 | SHELBY      | 10/23/2008 | 92,040.00        | 18,408.00        | 0.00           | 73,632.00 | 73,632.00  |
| WQ  | 21143    | City of Haskell                               | TXR05O585    | HASKELL     | 10/23/2008 | 6,300.00         | 0.00             | 0.00           | 6,300.00  | 6,300.00   |
| WQ  | 35596    | City of Corpus Christi                        | TX0047082    | NUECES      | 10/23/2008 | 18,180.00        | 3,636.00         | 0.00           | 14,544.00 | 14,544.00  |
| WQ  | 7767     | Southwood Estates, Inc.                       | WQ0012780001 | BRAZORIA    | 10/23/2008 | 31,350.00        | 0.00             | 31,350.00      | 0.00      | 0.00       |
| WQ  | 35865    | TXI Operations, LP                            | TXG110184    | DALLAS      | 10/23/2008 | 4,950.00         | 990.00           | 3,960.00       | 0.00      | 0.00       |
| WQ  | 25315    | Mason Ready Mix, Inc.                         | R08ST0061    | MASON       | 10/23/2008 | 6,000.00         | 0.00             | 6,000.00       | 0.00      | 0.00       |



## Singles Programs

## Appendix 7: List of Administrative Orders Issued FY2009

Date Range Selected : 09/01/2008 - 08/31/2009

| PGM | Case No. | Respondent Name   | TCEQ ID      | County      | Order Date | Penalty Assessed | Penalty Deferred | Payable Amount | SEP Cost  | SEP Offset |
|-----|----------|---|--------------|-------------|------------|------------------|------------------|----------------|-----------|------------|
| WQ  | 35825    | Houston Oaks Golf Management Company, L.P.              | WQ0012402001 | WALLER      | 10/23/2008 | 3,120.00         | 624.00           | 2,496.00       | 0.00      | 0.00       |
| WQ  | 18892    | Fort Worth Excavating, Inc.                             | TXR05R611    | TARRANT     | 10/23/2008 | 3,210.00         | 0.00             | 3,210.00       | 0.00      | 0.00       |
| WQ  | 35599    | CastleRock Communities, L.P.                            |              | MONTGOMERY  | 10/23/2008 | 1,800.00         | 360.00           | 1,440.00       | 0.00      | 0.00       |
| WQ  | 17870    | City of Springtown                                      | TPDES0032646 | PARKER      | 10/23/2008 | 6,420.00         | 0.00             | 0.00           | 6,420.00  | 6,420.00   |
| WQ  | 27886    | American Golf Corporation *                             | 0610306      | DENTON      | 10/23/2008 | 2,200.00         | 0.00             | 2,200.00       | 0.00      | 0.00       |
| WQ  | 35837    | Montgomery County MUD 83                                | WQ0014482001 | MONTGOMERY  | 10/23/2008 | 2,300.00         | 460.00           | 1,840.00       | 0.00      | 0.00       |
| WQ  | 22423    | Fincher Bros., Inc.                                     |              | TARRANT     | 10/23/2008 | 7,350.00         | 0.00             | 7,350.00       | 0.00      | 0.00       |
| WQ  | 35608    | Dessau Fountains Estates, L.L.C.                        | TX0093173    | TRAVIS      | 10/23/2008 | 31,500.00        | 0.00             | 31,500.00      | 0.00      | 0.00       |
| WQ  | 12584    | City of Nacogdoches                                     | WQ0010342004 | NACOGDOCHES | 10/23/2008 | 15,975.00        | 0.00             | 0.00           | 15,975.00 | 15,975.00  |
| WQ  | 2754     | PERRY, BOB  |              | VAL VERDE   | 10/23/2008 | 4,200.00         | 0.00             | 4,200.00       | 0.00      | 0.00       |
| WQ  | 35438    | BAKER, MAMIE DELL                                       | WQ0014467001 | HARRISON    | 10/23/2008 | 11,660.00        | 2,332.00         | 9,328.00       | 0.00      | 0.00       |
| WQ  | 35564    | Melrose Construction, Inc.                              |              | SOMERVELL   | 10/23/2008 | 1,500.00         | 300.00           | 1,200.00       | 0.00      | 0.00       |
| WQ  | 35032    | Veolia ES Technical Solutions, L.L.C.                   | WQ0002417000 | JEFFERSON   | 10/23/2008 | 7,320.00         | 0.00             | 3,660.00       | 3,660.00  | 3,660.00   |
| WQ  | 35008    | City of Pasadena  | TPDES0117528 | HARRIS      | 10/23/2008 | 31,620.00        | 6,324.00         | 0.00           | 25,296.00 | 25,296.00  |
| WQ  | 36379    | L H Lacy Co Ltd   | TXR15GC89    | COLLIN      | 11/6/2008  | 700.00           | 0.00             | 700.00         | 0.00      | 0.00       |
| WQ  | 35664    | City of Bishop  | TX0023019    | NUECES      | 11/6/2008  | 6,000.00         | 1,200.00         | 0.00           | 4,800.00  | 4,800.00   |
| WQ  | 35661    | Pete Terrazas   |              | PECOS       | 11/6/2008  | 1,050.00         | 210.00           | 840.00         | 0.00      | 0.00       |
| WQ  | 35765    | Texas Petrochemicals LP                                 | TX0087254    | HARRIS      | 11/6/2008  | 17,213.00        | 3,442.00         | 6,886.00       | 6,885.00  | 6,885.00   |
| WQ  | 35719    | City of Weatherford                                     | TPDES0047724 | PARKER      | 11/6/2008  | 3,050.00         | 610.00           | 0.00           | 2,440.00  | 2,440.00   |
| WQ  | 35400    | Harris County Water Control and Improvement District 89 | WQ0012939001 | HARRIS      | 11/6/2008  | 18,000.00        | 0.00             | 18,000.00      | 0.00      | 0.00       |
| WQ  | 34449    | City of Plano   |              | COLLIN      | 11/6/2008  | 11,250.00        | 0.00             | 0.00           | 11,250.00 | 11,250.00  |
| WQ  | 35613    | Harris County Fresh Water Supply District 1A            | TX0026913000 | HARRIS      | 11/6/2008  | 3,150.00         | 630.00           | 0.00           | 2,520.00  | 2,520.00   |
| WQ  | 35794    | Archdiocese of San Antonio                              | 13-99122001  | BEXAR       | 11/6/2008  | 750.00           | 150.00           | 600.00         | 0.00      | 0.00       |
| WQ  | 35910    | Northwest Harris County Municipal Utility District 5    | TX0072346    | HARRIS      | 11/6/2008  | 4,320.00         | 864.00           | 3,456.00       | 0.00      | 0.00       |
| WQ  | 33143    | Advantage Asphalt Products, Ltd.                        | TXR05R223    | ARMSTRONG   | 11/6/2008  | 2,205.00         | 0.00             | 2,205.00       | 0.00      | 0.00       |
| WQ  | 36451    | GILLISPIE, KENNETH LOUIS                                |              | KAUFMAN     | 11/6/2008  | 175.00           | 0.00             | 175.00         | 0.00      | 0.00       |
| WQ  | 35857    | ALLEN, JAMES LEWIS                                      | WQ0014746001 | HARRISON    | 11/6/2008  | 2,440.00         | 488.00           | 976.00         | 976.00    | 976.00     |
| WQ  | 26298    | LAURA STRAWBRIDGE                                       |              | YOUNG       | 11/12/2008 | 2,100.00         | 0.00             | 2,100.00       | 0.00      | 0.00       |
| WQ  | 35859    | EAST CEDAR CREEK FWSD                                   | TX0074861    | HENDERSON   | 11/17/2008 | 5,370.00         | 1,074.00         | 0.00           | 4,296.00  | 4,296.00   |
| WQ  | 34795    | CITY OF HENRIETTA                                       | TX0022314    | CLAY        | 11/17/2008 | 18,700.00        | 0.00             | 18,700.00      | 0.00      | 0.00       |
| WQ  | 36374    | Thurman Woodle Investments, LLC                         | TXR15KJ36    | PARKER      | 11/17/2008 | 700.00           | 0.00             | 700.00         | 0.00      | 0.00       |
| WQ  | 35978    | Montgomery County Municipal Utility District No. 24     | TX0071412    | MONTGOMERY  | 11/17/2008 | 1,400.00         | 280.00           | 1,120.00       | 0.00      | 0.00       |
| WQ  | 35415    | City of Normangee                                       | TPDES0027448 | LEON        | 11/17/2008 | 44,315.00        | 37,665.00        | 6,650.00       | 0.00      | 0.00       |
| WQ  | 34721    | Village of Wimberly *                                   | WQ0013321001 | HAYS        | 11/17/2008 | 8,000.00         | 1,600.00         | 0.00           | 6,400.00  | 6,400.00   |
| WQ  | 35660    | MUNIZ, EMMA *   |              | ECTOR       | 11/17/2008 | 1,050.00         | 210.00           | 840.00         | 0.00      | 0.00       |

## Singles Programs

## Appendix 7: List of Administrative Orders Issued FY2009

Date Range Selected : 09/01/2008 - 08/31/2009

| PGM | Case No. | Respondent Name   | TCEQ ID      | County      | Order Date | Penalty Assessed | Penalty Deferred | Payable Amount | SEP Cost  | SEP Offset |
|-----|----------|---|--------------|-------------|------------|------------------|------------------|----------------|-----------|------------|
| WQ  | 34299    | MORRIS, LEONARD   |              | PALO PINTO  | 11/26/2008 | 5,000.00         | 0.00             | 5,000.00       | 0.00      | 0.00       |
| WQ  | 35647    | Kendall County Water Control and Improvement District No. 1 | WQ0010414001 | KENDALL     | 12/4/2008  | 6,960.00         | 1,392.00         | 5,568.00       | 0.00      | 0.00       |
| WQ  | 35461    | City of Bellevue  | WQ0011235001 | CLAY        | 12/4/2008  | 20,100.00        | 4,020.00         | 16,080.00      | 0.00      | 0.00       |
| WQ  | 35829    | City of Huntsville  | WQ0010781004 | WALKER      | 12/4/2008  | 8,675.00         | 1,735.00         | 0.00           | 6,940.00  | 6,940.00   |
| WQ  | 35990    | Nash Trucking & Construction, Ltd.                          | TXR05W759    | UPSHUR      | 12/4/2008  | 9,368.00         | 1,873.00         | 3,748.00       | 3,747.00  | 3,747.00   |
| WQ  | 36453    | W.M. Group LP   |              | SAN JACINTO | 12/4/2008  | 700.00           | 0.00             | 700.00         | 0.00      | 0.00       |
| WQ  | 35720    | City of Groesbeck   | TX0117587    | LIMESTONE   | 12/4/2008  | 6,800.00         | 1,360.00         | 0.00           | 5,440.00  | 5,440.00   |
| WQ  | 36376    | City of Dallas Park and Recreation Department               |              | DALLAS      | 12/4/2008  | 700.00           | 0.00             | 700.00         | 0.00      | 0.00       |
| WQ  | 35642    | City of Walnut Springs                                      | WQ0013436001 | BOSQUE      | 12/4/2008  | 1,250.00         | 250.00           | 0.00           | 1,000.00  | 1,000.00   |
| WQ  | 35801    | Micobe, Inc.  |              | CORYELL     | 12/4/2008  | 2,100.00         | 420.00           | 1,680.00       | 0.00      | 0.00       |
| WQ  | 35775    | City of Burkburnett   | WQ0010002001 | WICHITA     | 12/4/2008  | 23,800.00        | 0.00             | 0.00           | 23,800.00 | 23,800.00  |
| WQ  | 35792    | Shell Chemical LP *   | WQ0001853000 | HARRIS      | 12/4/2008  | 4,830.00         | 966.00           | 1,932.00       | 1,932.00  | 1,932.00   |
| WQ  | 35906    | Aqua Utilities, Inc. dba Aqua Texas, Inc.                   | WQ0013293001 | HAYS        | 12/4/2008  | 5,850.00         | 1,170.00         | 4,680.00       | 0.00      | 0.00       |
| WQ  | 33047    | City of Oakwood   | TPDES0116173 | LEON        | 12/4/2008  | 15,402.00        | 3,080.00         | 12,322.00      | 0.00      | 0.00       |
| WQ  | 36102    | City of Keene   | WQ0010611002 | JOHNSON     | 12/4/2008  | 5,280.00         | 1,056.00         | 4,224.00       | 0.00      | 0.00       |
| WQ  | 35853    | Smith & Coffman, Ltd.                                       | TXG830129    | SMITH       | 12/4/2008  | 11,503.00        | 2,300.00         | 9,203.00       | 0.00      | 0.00       |
| WQ  | 35942    | Northwest Harris County Municipal Utility District 20       | TX0081337    | HARRIS      | 12/4/2008  | 9,525.00         | 1,905.00         | 0.00           | 7,620.00  | 7,620.00   |
| WQ  | 36082    | Cliff Lewis Custom Homes, LLC                               | TXR15KE99    | DENTON      | 12/4/2008  | 800.00           | 160.00           | 640.00         | 0.00      | 0.00       |
| WQ  | 35800    | Weatherford 202, LLP  |              | PARKER      | 12/4/2008  | 2,850.00         | 570.00           | 2,280.00       | 0.00      | 0.00       |
| WQ  | 35911    | City of Windthorst  | WQ0011399001 | ARCHER      | 12/4/2008  | 6,000.00         | 1,200.00         | 4,800.00       | 0.00      | 0.00       |
| WQ  | 35518    | ROTTER, ROBERT  |              | HAYS        | 12/4/2008  | 13,260.00        | 2,652.00         | 10,608.00      | 0.00      | 0.00       |
| WQ  | 25924    | Lutenbaker-Coleman, Ltd.                                    | TXG110311    | WISE        | 12/20/2008 | 5,945.00         | 0.00             | 5,945.00       | 0.00      | 0.00       |
| WQ  | 29871    | C.L. Castillo Builders, Inc.                                | TXR15CZ08    | HUNT        | 12/20/2008 | 1,800.00         | 0.00             | 1,800.00       | 0.00      | 0.00       |
| WQ  | 35802    | Holy Trinity Episcopal School of Greater Houston Inc.       | TX0125326    | HARRIS      | 12/20/2008 | 4,500.00         | 900.00           | 3,600.00       | 0.00      | 0.00       |
| WQ  | 35436    | City of Humble  | WQ0010763002 | HARRIS      | 12/20/2008 | 6,500.00         | 1,300.00         | 0.00           | 5,200.00  | 5,200.00   |
| WQ  | 36542    | Trademark Homes, Inc.                                       | TXR15LT30    | BEXAR       | 12/20/2008 | 700.00           | 0.00             | 700.00         | 0.00      | 0.00       |
| WQ  | 35522    | Dripping Springs Independent School District                | WQ0013748002 | HAYS        | 12/20/2008 | 9,450.00         | 1,890.00         | 0.00           | 7,560.00  | 7,560.00   |
| WQ  | 35808    | Cobra Stone, Inc.   | 11-08043006  | WILLIAMSON  | 12/20/2008 | 39,000.00        | 7,800.00         | 31,200.00      | 0.00      | 0.00       |
| WQ  | 36608    | SMITH, LARRY  | TXR15Q731    | SOMERVELL   | 1/30/2009  | 700.00           | 0.00             | 700.00         | 0.00      | 0.00       |
| WQ  | 35945    | RACE 4 TIME, INC.   |              | LIPSCOMB    | 1/30/2009  | 6,000.00         | 1,200.00         | 4,800.00       | 0.00      | 0.00       |
| WQ  | 35896    | TXI Operations, LP  | TXG110631    | *MULTIPLE   | 1/30/2009  | 3,566.00         | 713.00           | 2,853.00       | 0.00      | 0.00       |
| WQ  | 35940    | Clover Creek Mud  | TX0097969    | MONTGOMERY  | 1/30/2009  | 2,700.00         | 540.00           | 2,160.00       | 0.00      | 0.00       |
| WQ  | 36030    | City of Mount Pleasant                                      | WQ0010575004 | TITUS       | 1/30/2009  | 9,500.00         | 1,900.00         | 0.00           | 7,600.00  | 7,600.00   |
| WQ  | 36059    | THE SALVATION ARMY  | WQ0013904001 | ELLIS       | 1/30/2009  | 4,085.00         | 817.00           | 3,268.00       | 0.00      | 0.00       |
| WQ  | 35930    | LAMBERTI USA, INCORPORATED                                  | WQ0002469000 | WHARTON     | 1/30/2009  | 80,507.00        | 16,101.00        | 64,406.00      | 0.00      | 0.00       |
| WQ  | 36219    | Standley Feed & Seed, Inc.                                  |              | MADISON     | 1/30/2009  | 7,500.00         | 1,500.00         | 6,000.00       | 0.00      | 0.00       |

## Singles Programs

## Appendix 7: List of Administrative Orders Issued FY2009

Date Range Selected : 09/01/2008 - 08/31/2009

| PGM | Case No. | Respondent Name                             | TCEQ ID      | County     | Order Date | Penalty Assessed | Penalty Deferred | Payable Amount | SEP Cost  | SEP Offset |
|-----|----------|---|--------------|------------|------------|------------------|------------------|----------------|-----------|------------|
| WQ  | 29041    | DURHAM, ROBERT                              |              | *MULTIPLE  | 1/30/2009  | 2,040.00         | 0.00             | 2,040.00       | 0.00      | 0.00       |
| WQ  | 36340    | Ross Construction, Inc.                     | TXR15KQ19    | TRAVIS     | 1/30/2009  | 1,500.00         | 300.00           | 1,200.00       | 0.00      | 0.00       |
| WQ  | 35835    | City of Pflugerville                        | WQ0011845002 | TRAVIS     | 1/30/2009  | 10,300.00        | 2,060.00         | 0.00           | 8,240.00  | 8,240.00   |
| WQ  | 36606    | FLAT ROCK MINERALS LLC                      | TXR05X737    | UPSHUR     | 1/30/2009  | 700.00           | 0.00             | 700.00         | 0.00      | 0.00       |
| WQ  | 35988    | Texas Department of Transportation          | WQ0011959001 | *MULTIPLE  | 1/30/2009  | 10,345.00        | 2,069.00         | 0.00           | 8,276.00  | 8,276.00   |
| WQ  | 36192    | NEW WEST CONSTRUCTION LLC                   |              | ELLIS      | 2/8/2009   | 5,113.00         | 1,022.00         | 4,091.00       | 0.00      | 0.00       |
| WQ  | 36128    | HYDER, SYED N                               | WQ0011778001 | BRAZOS     | 2/8/2009   | 43,993.00        | 8,798.00         | 35,195.00      | 0.00      | 0.00       |
| WQ  | 36242    | 1977 Kindred II, L.P.                       | TX0075078    | HARRIS     | 2/8/2009   | 3,750.00         | 750.00           | 3,000.00       | 0.00      | 0.00       |
| WQ  | 35939    | TIN Inc.                                    | WQ0001185000 | ORANGE     | 2/8/2009   | 28,860.00        | 5,772.00         | 11,544.00      | 11,544.00 | 11,544.00  |
| WQ  | 36056    | Central Texas Water Supply Corporation      | 0140161      | BELL       | 2/8/2009   | 4,250.00         | 0.00             | 0.00           | 4,250.00  | 4,250.00   |
| WQ  | 35986    | Campbell Soup Supply Company L.L.C.         | WQ0001012000 | LAMAR      | 2/8/2009   | 3,480.00         | 696.00           | 2,784.00       | 0.00      | 0.00       |
| WQ  | 36852    | Image Homes, Ltd.                           | TXR15MT25    | BEXAR      | 2/8/2009   | 700.00           | 0.00             | 700.00         | 0.00      | 0.00       |
| WQ  | 36805    | Red River Biodiesel, Ltd.                   | TXR05X886    | BOWIE      | 2/8/2009   | 700.00           | 0.00             | 700.00         | 0.00      | 0.00       |
| WQ  | 36060    | Harris County                               | WQ0010932001 | HARRIS     | 2/8/2009   | 3,340.00         | 668.00           | 0.00           | 2,672.00  | 2,672.00   |
| WQ  | 35681    | City of Orange                              | WQ0010626001 | ORANGE     | 2/8/2009   | 58,555.00        | 11,711.00        | 0.00           | 46,844.00 | 46,844.00  |
| WQ  | 36251    | City of Byers                               | WQ0010890001 | CLAY       | 2/8/2009   | 11,500.00        | 2,300.00         | 9,200.00       | 0.00      | 0.00       |
| WQ  | 35953    | Harris County Municipal Utility District 82 | TX0071528    | HARRIS     | 2/8/2009   | 3,525.00         | 705.00           | 2,820.00       | 0.00      | 0.00       |
| WQ  | 36294    | IH 10 LOOP 1604 PARTNERS LTD                | 13-08042502  | BEXAR      | 2/8/2009   | 10,500.00        | 2,100.00         | 8,400.00       | 0.00      | 0.00       |
| WQ  | 36397    | South Fort Worth RV Ranch, LLC              | WQ0014680001 | JOHNSON    | 2/22/2009  | 3,870.00         | 774.00           | 3,096.00       | 0.00      | 0.00       |
| WQ  | 35532    | SMITH, WILLIAM DONALD                       | TX0090735    | HARRIS     | 2/22/2009  | 20,800.00        | 4,160.00         | 16,640.00      | 0.00      | 0.00       |
| WQ  | 36552    | Endeavour, Inc.                             |              | PARKER     | 2/22/2009  | 700.00           | 0.00             | 700.00         | 0.00      | 0.00       |
| WQ  | 36416    | City of Willow Park                         | WQ0013759001 | PARKER     | 2/22/2009  | 2,800.00         | 0.00             | 2,800.00       | 0.00      | 0.00       |
| WQ  | 36426    | City of Kerrville                           | TX0047333    | KERR       | 2/22/2009  | 12,300.00        | 2,460.00         | 0.00           | 9,840.00  | 9,840.00   |
| WQ  | 36808    | SR Denton 2181, LLC                         | TXR15MP81    | DENTON     | 2/22/2009  | 700.00           | 0.00             | 700.00         | 0.00      | 0.00       |
| WQ  | 36662    | City of Elkhart                             | TX0022578    | ANDERSON   | 2/22/2009  | 8,720.00         | 1,744.00         | 6,976.00       | 0.00      | 0.00       |
| WQ  | 36541    | Encino Developers, Inc.                     | TXR15LS07    | TOM GREEN  | 2/22/2009  | 700.00           | 0.00             | 700.00         | 0.00      | 0.00       |
| WQ  | 36681    | City of Shiner                              | WQ0010280001 | LAVACA     | 2/22/2009  | 2,440.00         | 488.00           | 1,952.00       | 0.00      | 0.00       |
| WQ  | 36151    | Metroplex Quarry's Inc.                     | WQ0004820000 | PALO PINTO | 2/22/2009  | 14,311.00        | 2,862.00         | 5,725.00       | 5,724.00  | 5,724.00   |
| WQ  | 34947    | Dr. Gobbler, Ltd.                           | TXR05S883    | BOSQUE     | 2/22/2009  | 1,575.00         | 315.00           | 1,260.00       | 0.00      | 0.00       |
| WQ  | 36121    | Hereford Highway Properties, Ltd.           | TXR15EK73    | RANDALL    | 2/22/2009  | 5,600.00         | 1,120.00         | 4,480.00       | 0.00      | 0.00       |
| WQ  | 36027    | GM TRUCKS & EQUIPMENT, INC.                 | TXR05P185    | WEBB       | 2/22/2009  | 16,200.00        | 3,240.00         | 12,960.00      | 0.00      | 0.00       |
| WQ  | 36098    | Austwell Aqua Farm, Inc.                    | TX0115002    | REFUGIO    | 3/12/2009  | 1,270.00         | 254.00           | 1,016.00       | 0.00      | 0.00       |
| WQ  | 33523    | City of Port Arthur                         | WQ0010364010 | JEFFERSON  | 3/12/2009  | 13,860.00        | 2,772.00         | 0.00           | 11,088.00 | 11,088.00  |
| WQ  | 35104    | Carotex, Inc.                               | WQ0001674000 | JEFFERSON  | 3/12/2009  | 9,800.00         | 1,960.00         | 3,920.00       | 3,920.00  | 3,920.00   |
| WQ  | 35663    | A.K. Interests-Hunterwood, L.P.             | TX0027332    | HARRIS     | 3/12/2009  | 2,834.00         | 566.00           | 2,268.00       | 0.00      | 0.00       |
| WQ  | 36458    | City of Hallsville                          | TX0026921    | HARRISON   | 3/12/2009  | 4,780.00         | 0.00             | 4,780.00       | 0.00      | 0.00       |
| WQ  | 36293    | City of Riesel                              | WQ0011015001 | MCLENNAN   | 3/12/2009  | 1,950.00         | 390.00           | 1,560.00       | 0.00      | 0.00       |
| WQ  | 36490    | Altivia Corporation                         | TX0116076    | HARRIS     | 3/12/2009  | 5,350.00         | 1,070.00         | 4,280.00       | 0.00      | 0.00       |

## Singles Programs

## Appendix 7: List of Administrative Orders Issued FY2009

Date Range Selected : 09/01/2008 - 08/31/2009

| PGM | Case No. | Respondent Name   | TCEQ ID      | County     | Order Date | Penalty Assessed | Penalty Deferred | Payable Amount | SEP Cost  | SEP Offset |
|-----|----------|---|--------------|------------|------------|------------------|------------------|----------------|-----------|------------|
| WQ  | 36153    | SILO ROAD PARTNERS LTD                                      |              | COLLIN     | 3/12/2009  | 1,500.00         | 300.00           | 1,200.00       | 0.00      | 0.00       |
| WQ  | 36549    | Larry Oates Construction Company                            |              | ARANSAS    | 3/12/2009  | 700.00           | 0.00             | 700.00         | 0.00      | 0.00       |
| WQ  | 36684    | HCN Management, LLC   | TXR15IX45    | CORYELL    | 3/12/2009  | 1,050.00         | 210.00           | 840.00         | 0.00      | 0.00       |
| WQ  | 36496    | Toll Bros., Inc.  | TXR15BX03    | TRAVIS     | 3/12/2009  | 4,000.00         | 800.00           | 3,200.00       | 0.00      | 0.00       |
| WQ  | 34336    | ICI Construction, Inc.                                      | TXR15T154    | SMITH      | 3/12/2009  | 17,000.00        | 0.00             | 17,000.00      | 0.00      | 0.00       |
| WQ  | 36551    | Cornerbrook Construction, L.P.                              | TXR15MA14    | GALVESTON  | 3/23/2009  | 700.00           | 0.00             | 700.00         | 0.00      | 0.00       |
| WQ  | 36452    | Edge Concepts, LLC  | TXR15KP54    | RANDALL    | 3/23/2009  | 700.00           | 0.00             | 700.00         | 0.00      | 0.00       |
| WQ  | 36820    | Mira Vista, Inc.  | TXR15S820    | TAYLOR     | 3/23/2009  | 2,000.00         | 400.00           | 1,600.00       | 0.00      | 0.00       |
| WQ  | 36741    | Avalon Water Supply And Sewer Service Corporation           | WQ0013981001 | ELLIS      | 3/23/2009  | 9,950.00         | 1,990.00         | 7,960.00       | 0.00      | 0.00       |
| WQ  | 35822    | Timpson Rural Water Supply Corporation                      | 2100410      | SHELBY     | 3/23/2009  | 570.00           | 114.00           | 456.00         | 0.00      | 0.00       |
| WQ  | 36604    | Jordan Paving Corporation                                   |              | TAYLOR     | 3/23/2009  | 700.00           | 0.00             | 700.00         | 0.00      | 0.00       |
| WQ  | 36572    | PARADISE MANUFACTURING COMPANY, INC.                        | TXRNEV868    | POTTER     | 3/23/2009  | 700.00           | 0.00             | 700.00         | 0.00      | 0.00       |
| WQ  | 36531    | RIDGECREST, INC.  | TXR15LP16    | TOM GREEN  | 3/23/2009  | 700.00           | 0.00             | 700.00         | 0.00      | 0.00       |
| WQ  | 36673    | City of Groesbeck   | WQ0010182001 | LIMESTONE  | 3/23/2009  | 2,580.00         | 516.00           | 0.00           | 2,064.00  | 2,064.00   |
| WQ  | 36329    | West Hardin County Consolidated Independent School District | WQ0011274001 | HARDIN     | 3/23/2009  | 9,579.00         | 1,915.00         | 7,664.00       | 0.00      | 0.00       |
| WQ  | 36786    | E. E. Hood & Sons, Inc.                                     | 13-08051501  | UVALDE     | 3/23/2009  | 33,750.00        | 6,750.00         | 27,000.00      | 0.00      | 0.00       |
| WQ  | 36766    | Texas Department of Transportation                          | WQ0012024001 | VICTORIA   | 3/23/2009  | 6,380.00         | 1,276.00         | 0.00           | 5,104.00  | 5,104.00   |
| WQ  | 36415    | City of Gatesville  | WQ0010176002 | CORYELL    | 3/23/2009  | 23,000.00        | 0.00             | 0.00           | 23,000.00 | 23,000.00  |
| WQ  | 33019    | Town of Mustang   | TPDES0125199 | NAVARRO    | 3/23/2009  | 20,000.00        | 0.00             | 20,000.00      | 0.00      | 0.00       |
| WQ  | 36784    | City of Bridgeport  | WQ0010389002 | WISE       | 3/23/2009  | 4,795.00         | 959.00           | 3,836.00       | 0.00      | 0.00       |
| WQ  | 34141    | Harvest Communities of Houston, Inc.                        | TX0032255    | *MULTIPLE  | 3/23/2009  | 15,408.00        | 0.00             | 15,408.00      | 0.00      | 0.00       |
| WQ  | 34202    | SPARKS, JIM   |              | ERATH      | 3/23/2009  | 2,000.00         | 0.00             | 2,000.00       | 0.00      | 0.00       |
| WQ  | 36245    | Harris County Municipal Utility District 24                 | TX0076856    | HARRIS     | 3/23/2009  | 25,270.00        | 5,054.00         | 0.00           | 20,216.00 | 20,216.00  |
| WQ  | 36394    | Metroplex Retaining Walls, Inc.                             | TXG110585    | TARRANT    | 3/23/2009  | 17,876.00        | 3,575.00         | 14,301.00      | 0.00      | 0.00       |
| WQ  | 35689    | City of Evant   | WQ0011011001 | CORYELL    | 3/23/2009  | 10,335.00        | 2,067.00         | 8,268.00       | 0.00      | 0.00       |
| WQ  | 36339    | City of Magnolia  | TX0072702    | MONTGOMERY | 3/23/2009  | 8,520.00         | 1,704.00         | 6,816.00       | 0.00      | 0.00       |
| WQ  | 35223    | City of Goodlow   | TX0092223    | *MULTIPLE  | 3/23/2009  | 41,166.00        | 41,166.00        | 0.00           | 0.00      | 0.00       |
| WQ  | 36199    | Fort Worth Crushed Stone, LC                                | TXR05L416    | HOOD       | 3/23/2009  | 5,643.00         | 1,128.00         | 4,515.00       | 0.00      | 0.00       |
| WQ  | 27522    | Clear Lake City Water Authority                             | TX0022543    | HARRIS     | 3/25/2009  | 3,400.00         | 0.00             | 3,400.00       | 0.00      | 0.00       |
| WQ  | 34821    | Stoneridge Custom Homes, Inc.                               |              | TARRANT    | 4/1/2009   | 4,000.00         | 0.00             | 4,000.00       | 0.00      | 0.00       |
| WQ  | 36570    | City of Henderson   | TXR05X643    | RUSK       | 4/5/2009   | 700.00           | 0.00             | 700.00         | 0.00      | 0.00       |
| WQ  | 36079    | City of Hempstead   | WQ0010948001 | WALLER     | 4/5/2009   | 3,900.00         | 780.00           | 3,120.00       | 0.00      | 0.00       |
| WQ  | 36532    | Sierra Vista Construction, Inc.                             | TXR15LP81    | TOM GREEN  | 4/5/2009   | 700.00           | 0.00             | 700.00         | 0.00      | 0.00       |
| WQ  | 36401    | Timber Lane Utility District                                | TX0046680    | HARRIS     | 4/5/2009   | 10,250.00        | 2,050.00         | 0.00           | 8,200.00  | 8,200.00   |
| WQ  | 36701    | H. E. Butt Grocery Company                                  | 13-01052301  | BEXAR      | 4/5/2009   | 2,000.00         | 400.00           | 1,600.00       | 0.00      | 0.00       |
| WQ  | 36021    | City of Crowell   | WQ0014888001 | FOARD      | 4/5/2009   | 12,600.00        | 2,520.00         | 0.00           | 10,080.00 | 10,080.00  |
| WQ  | 34869    | City of Roscoe  | WQ0010263001 | NOLAN      | 4/5/2009   | 6,300.00         | 1,260.00         | 5,040.00       | 0.00      | 0.00       |

## Singles Programs

## Appendix 7: List of Administrative Orders Issued FY2009

Date Range Selected : 09/01/2008 - 08/31/2009

| PGM | Case No. | Respondent Name                             | TCEQ ID      | County       | Order Date | Penalty Assessed | Penalty Deferred | Payable Amount | SEP Cost  | SEP Offset |
|-----|----------|---|--------------|--------------|------------|------------------|------------------|----------------|-----------|------------|
| WQ  | 36548    | Jacobs, Edward T.                           |              | SMITH        | 4/5/2009   | 700.00           | 0.00             | 700.00         | 0.00      | 0.00       |
| WQ  | 35610    | Geosource, Inc.                             | 13-06030103  | COMAL        | 4/5/2009   | 3,500.00         | 0.00             | 3,500.00       | 0.00      | 0.00       |
| WQ  | 35707    | Westphalia Water & Sewer Supply Corporation | WQ0014382001 | FALLS        | 4/5/2009   | 7,245.00         | 1,449.00         | 5,796.00       | 0.00      | 0.00       |
| WQ  | 36567    | Wayne Dobbins                               | 22343        | VICTORIA     | 4/5/2009   | 3,080.00         | 616.00           | 2,464.00       | 0.00      | 0.00       |
| WQ  | 36720    | Fin & Feather Lodge LLC                     | WQ0012143001 | SABINE       | 4/5/2009   | 3,200.00         | 640.00           | 2,560.00       | 0.00      | 0.00       |
| WQ  | 36611    | Rimrock Development, L.L.C.                 | TXR15MK35    | TOM GREEN    | 4/5/2009   | 700.00           | 0.00             | 700.00         | 0.00      | 0.00       |
| WQ  | 36817    | Burdick Homes, Ltd.                         | TXR15MQ03    | BEXAR        | 4/5/2009   | 3,000.00         | 600.00           | 2,400.00       | 0.00      | 0.00       |
| WQ  | 36417    | South Texas Aggregates, Inc.                | TXR05P450    | UVALDE       | 4/20/2009  | 36,400.00        | 7,280.00         | 29,120.00      | 0.00      | 0.00       |
| WQ  | 36802    | Dale K. Farrow                              | TXR05Y026    | CHEROKEE     | 4/20/2009  | 3,600.00         | 720.00           | 2,880.00       | 0.00      | 0.00       |
| WQ  | 36752    | City of Itasca                              | WQ0010423001 | HILL         | 4/20/2009  | 4,580.00         | 916.00           | 3,664.00       | 0.00      | 0.00       |
| WQ  | 36775    | Dean Word Company, Ltd.                     | TXR05N843    | TRAVIS       | 4/20/2009  | 17,250.00        | 3,450.00         | 13,800.00      | 0.00      | 0.00       |
| WQ  | 36672    | Barr / Principle Builders, LLC              | TXR15MB61    | BEXAR        | 4/20/2009  | 900.00           | 180.00           | 720.00         | 0.00      | 0.00       |
| WQ  | 36621    | Red River Redevelopment Authority           | WQ0004664000 | BOWIE        | 4/20/2009  | 12,850.00        | 2,570.00         | 0.00           | 10,280.00 | 10,280.00  |
| WQ  | 36381    | E. I. du Pont de Nemours and Company        | WQ0000475000 | ORANGE       | 4/20/2009  | 15,150.00        | 3,030.00         | 12,120.00      | 0.00      | 0.00       |
| WQ  | 36070    | Century Export Company, Inc.                |              | WEBB         | 4/20/2009  | 1,070.00         | 214.00           | 856.00         | 0.00      | 0.00       |
| WQ  | 36794    | City of Thornton                            | WQ0010824001 | LIMESTONE    | 4/20/2009  | 3,475.00         | 695.00           | 2,780.00       | 0.00      | 0.00       |
| WQ  | 36694    | City of San Antonio                         | 13-08072401  | BEXAR        | 4/20/2009  | 2,250.00         | 450.00           | 0.00           | 1,800.00  | 1,800.00   |
| WQ  | 36743    | City of Point                               | TX0071544    | RAINS        | 4/20/2009  | 11,524.00        | 2,304.00         | 9,220.00       | 0.00      | 0.00       |
| WQ  | 36727    | MAYFIELD, MIKE L                            |              | MONTAGUE     | 4/20/2009  | 175.00           | 0.00             | 175.00         | 0.00      | 0.00       |
| WQ  | 34408    | City of Rosebud                             | WQ0010731001 | FALLS        | 4/20/2009  | 3,825.00         | 765.00           | 0.00           | 3,060.00  | 3,060.00   |
| WQ  | 36689    | City of Whitesboro                          | TPDES0023566 | GRAYSON      | 4/20/2009  | 5,160.00         | 1,032.00         | 0.00           | 4,128.00  | 4,128.00   |
| WQ  | 36783    | Forest Glen Inc                             | TX0071765    | WALKER       | 4/20/2009  | 4,485.00         | 897.00           | 3,588.00       | 0.00      | 0.00       |
| WQ  | 34322    | LAMAS, FRANK                                | TXR05W149    | SAN PATRICIO | 4/25/2009  | 4,200.00         | 0.00             | 4,200.00       | 0.00      | 0.00       |
| WQ  | 33535    | W W Cattle Feeds, Inc. dba W W Cattle Feeds | TXR05V993    | PARKER       | 4/25/2009  | 3,640.00         | 0.00             | 3,640.00       | 0.00      | 0.00       |
| WQ  | 36450    | CLS Excavation, Inc.                        | 11-08061201  | WILLIAMSON   | 5/3/2009   | 1,875.00         | 375.00           | 1,500.00       | 0.00      | 0.00       |
| WQ  | 34904    | JKD Builder, LLC                            |              | TRAVIS       | 5/3/2009   | 3,600.00         | 0.00             | 3,600.00       | 0.00      | 0.00       |
| WQ  | 36864    | Grand Texas Homes, Inc.                     | TXR15MT08    | COLLIN       | 5/3/2009   | 700.00           | 0.00             | 700.00         | 0.00      | 0.00       |
| WQ  | 36712    | Southland Contracting, Inc.                 | TXR05X891    | TARRANT      | 5/3/2009   | 700.00           | 0.00             | 700.00         | 0.00      | 0.00       |
| WQ  | 36441    | Chireno ISD                                 | WQ0013917001 | NACOGDOCHES  | 5/3/2009   | 5,114.00         | 1,022.00         | 4,092.00       | 0.00      | 0.00       |
| WQ  | 36729    | City of Madisonville                        | WQ0010215001 | MADISON      | 5/3/2009   | 6,500.00         | 1,300.00         | 0.00           | 5,200.00  | 5,200.00   |
| WQ  | 36358    | City of Rochester                           | WQ0011636001 | HASKELL      | 5/3/2009   | 7,490.00         | 1,498.00         | 5,992.00       | 0.00      | 0.00       |
| WQ  | 34951    | City of Kirbyville                          | WQ0014384001 | JASPER       | 5/3/2009   | 29,470.00        | 29,470.00        | 0.00           | 0.00      | 0.00       |
| WQ  | 36736    | City of Kennard                             | WQ0011474001 | HOUSTON      | 5/3/2009   | 8,745.00         | 0.00             | 8,745.00       | 0.00      | 0.00       |
| WQ  | 36714    | Bosque Utilities Corporation                | WQ0013528001 | NAVARRO      | 5/3/2009   | 6,600.00         | 1,320.00         | 5,280.00       | 0.00      | 0.00       |
| WQ  | 36555    | C.H. Investments, Inc.                      | 13-08080701  | BEXAR        | 5/3/2009   | 4,500.00         | 900.00           | 3,600.00       | 0.00      | 0.00       |
| WQ  | 36821    | Trinity Pines Conference Center, Inc.       | WQ0014842001 | TRINITY      | 5/3/2009   | 26,425.00        | 5,285.00         | 21,140.00      | 0.00      | 0.00       |
| WQ  | 36716    | JWR-HO, L.P.                                | TX0107158    | HARRIS       | 5/3/2009   | 3,760.00         | 752.00           | 3,008.00       | 0.00      | 0.00       |

## Singles Programs

## Appendix 7: List of Administrative Orders Issued FY2009

Date Range Selected : 09/01/2008 - 08/31/2009

| PGM | Case No. | Respondent Name                                | TCEQ ID      | County     | Order Date | Penalty Assessed | Penalty Deferred | Payable Amount | SEP Cost  | SEP Offset |
|-----|----------|--|--------------|------------|------------|------------------|------------------|----------------|-----------|------------|
| WQ  | 36829    | Beach Road Municipal Utility District          | WQ0013563001 | MATAGORDA  | 5/3/2009   | 4,350.00         | 870.00           | 3,480.00       | 0.00      | 0.00       |
| WQ  | 36837    | City of Hawk Cove                              | WQ0014522001 | HUNT       | 5/3/2009   | 2,500.00         | 500.00           | 2,000.00       | 0.00      | 0.00       |
| WQ  | 36788    | CONCAN COUNTRY CLUB INC                        | 13-08091001  | UVALDE     | 5/3/2009   | 14,000.00        | 2,800.00         | 11,200.00      | 0.00      | 0.00       |
| WQ  | 36895    | MPII, Inc.                                     | 13-08072501  | BEXAR      | 5/3/2009   | 750.00           | 150.00           | 600.00         | 0.00      | 0.00       |
| WQ  | 16788    | Duke Pendergraft dba Pendergraft Stone         |              | *MULTIPLE  | 5/10/2009  | 14,850.00        | 0.00             | 14,850.00      | 0.00      | 0.00       |
| WQ  | 36863    | Red River Redevelopment Authority              | TXR05X978    | BOWIE      | 5/18/2009  | 700.00           | 0.00             | 700.00         | 0.00      | 0.00       |
| WQ  | 36900    | Bentwood Estates, Inc.                         | TX0091693    | HARRIS     | 5/18/2009  | 3,318.00         | 663.00           | 2,655.00       | 0.00      | 0.00       |
| WQ  | 36934    | United States Postal Service                   | 11-08121901  | WILLIAMSON | 5/18/2009  | 1,500.00         | 300.00           | 1,200.00       | 0.00      | 0.00       |
| WQ  | 36854    | Tyson Fresh Meats, Inc.                        | WQ0001873000 | POTTER     | 5/18/2009  | 3,040.00         | 608.00           | 2,432.00       | 0.00      | 0.00       |
| WQ  | 36832    | Trinity Materials, Inc.                        | TXR05O531    | COKE       | 5/18/2009  | 770.00           | 154.00           | 616.00         | 0.00      | 0.00       |
| WQ  | 36162    | FRANCISCO CORNEJO                              |              | TARRANT    | 5/18/2009  | 2,100.00         | 420.00           | 1,680.00       | 0.00      | 0.00       |
| WQ  | 37036    | City of Emory                                  | TX0002658    | RAINS      | 5/18/2009  | 5,250.00         | 1,050.00         | 0.00           | 4,200.00  | 4,200.00   |
| WQ  | 36695    | MASSEY, JIMMIE WAYNE                           | WQ0011768001 | MATAGORDA  | 5/18/2009  | 3,000.00         | 600.00           | 2,400.00       | 0.00      | 0.00       |
| WQ  | 36964    | Pavilion Assisted Living, LLC                  | 11-08100801  | TRAVIS     | 5/18/2009  | 750.00           | 150.00           | 600.00         | 0.00      | 0.00       |
| WQ  | 36987    | Liberty Materials, Inc.                        | TXR05R964    | MONTGOMERY | 5/18/2009  | 1,900.00         | 380.00           | 1,520.00       | 0.00      | 0.00       |
| WQ  | 36926    | City of Fort Worth                             |              | TARRANT    | 5/18/2009  | 3,750.00         | 0.00             | 0.00           | 3,750.00  | 3,750.00   |
| WQ  | 36967    | Allen Keller Company                           |              | GILLESPIE  | 5/18/2009  | 700.00           | 0.00             | 700.00         | 0.00      | 0.00       |
| WQ  | 36812    | Aqua Water Supply Corporation                  | TX0119962    | BASTROP    | 5/18/2009  | 5,800.00         | 1,160.00         | 0.00           | 4,640.00  | 4,640.00   |
| WQ  | 36858    | Adrian Balderas dba AB Builders                | TXR15MZ24    | TOM GREEN  | 5/18/2009  | 700.00           | 0.00             | 700.00         | 0.00      | 0.00       |
| WQ  | 36690    | Frank Prado                                    | 23838        | KLEBERG    | 5/18/2009  | 8,950.00         | 1,790.00         | 7,160.00       | 0.00      | 0.00       |
| WQ  | 33819    | Hamshire Community Water Supply Corporation    | WQ0014899001 | JEFFERSON  | 5/18/2009  | 46,000.00        | 42,400.00        | 3,600.00       | 0.00      | 0.00       |
| WQ  | 36984    | Luna Creek, Ltd.                               | 11-08100601  | WILLIAMSON | 5/18/2009  | 1,500.00         | 300.00           | 1,200.00       | 0.00      | 0.00       |
| WQ  | 32019    | Angelina County WCID 3                         | WQ0014201001 | ANGELINA   | 5/18/2009  | 0.00             | 0.00             | 0.00           | 0.00      | 0.00       |
| WQ  | 36789    | TXI Operations, LP                             | TXG110167    | DENTON     | 5/18/2009  | 14,400.00        | 2,880.00         | 5,760.00       | 5,760.00  | 5,760.00   |
| WQ  | 29354    | City of Thornton                               | TPDES0075639 | LIMESTONE  | 5/22/2009  | 48,480.00        | 24,240.00        | 24,240.00      | 0.00      | 0.00       |
| WQ  | 34787    | AYALA, RICHARD                                 |              | NUECES     | 5/23/2009  | 1,050.00         | 0.00             | 1,050.00       | 0.00      | 0.00       |
| WQ  | 35651    | Tynan Water Supply Corporation                 | WQ0014123001 | *MULTIPLE  | 5/23/2009  | 26,750.00        | 0.00             | 26,750.00      | 0.00      | 0.00       |
| WQ  | 37057    | SAGE, RICK                                     | TXR05Y080    | SMITH      | 6/1/2009   | 700.00           | 0.00             | 700.00         | 0.00      | 0.00       |
| WQ  | 36603    | City of Kerens                                 | WQ0010745001 | NAVARRO    | 6/1/2009   | 16,725.00        | 0.00             | 0.00           | 16,725.00 | 16,725.00  |
| WQ  | 37009    | The Rosebud Development, Ltd.                  | TXR15NC26    | ELLIS      | 6/1/2009   | 700.00           | 0.00             | 700.00         | 0.00      | 0.00       |
| WQ  | 36982    | Leander ISD                                    | 11-08090803  | WILLIAMSON | 6/1/2009   | 1,875.00         | 375.00           | 1,500.00       | 0.00      | 0.00       |
| WQ  | 36728    | North Texas District Council Assemblies of God | TPDES0118877 | ELLIS      | 6/1/2009   | 7,050.00         | 1,410.00         | 5,640.00       | 0.00      | 0.00       |
| WQ  | 36886    | Gulf Coast Water Authority                     | 730049       | GALVESTON  | 6/1/2009   | 2,080.00         | 416.00           | 1,664.00       | 0.00      | 0.00       |
| WQ  | 36959    | Brazier Construction, Inc.                     |              | JACK       | 6/1/2009   | 700.00           | 0.00             | 700.00         | 0.00      | 0.00       |
| WQ  | 36942    | City of Bardwell                               | WQ0013675001 | ELLIS      | 6/1/2009   | 2,335.00         | 467.00           | 1,868.00       | 0.00      | 0.00       |
| WQ  | 36985    | Sonterra Development LLC of Jarrell Texas      | TX0127221    | WILLIAMSON | 6/1/2009   | 3,440.00         | 688.00           | 2,752.00       | 0.00      | 0.00       |
| WQ  | 36891    | City of Houston                                | TPDES0069736 | HARRIS     | 6/1/2009   | 7,800.00         | 1,560.00         | 0.00           | 6,240.00  | 6,240.00   |

## Singles Programs

## Appendix 7: List of Administrative Orders Issued FY2009

Date Range Selected : 09/01/2008 - 08/31/2009

| PGM | Case No. | Respondent Name                               | TCEQ ID      | County      | Order Date | Penalty Assessed | Penalty Deferred | Payable Amount | SEP Cost  | SEP Offset |
|-----|----------|---|--------------|-------------|------------|------------------|------------------|----------------|-----------|------------|
| WQ  | 35060    | One Way Hauling, Inc.                         | TXR05V539    | WEBB        | 6/1/2009   | 14,500.00        | 0.00             | 14,500.00      | 0.00      | 0.00       |
| WQ  | 36947    | Thomas Enterprises, Inc.                      | 13-08090802  | BEXAR       | 6/1/2009   | 750.00           | 150.00           | 600.00         | 0.00      | 0.00       |
| WQ  | 37085    | Texas A&M University                          | TPDES0116912 | BRAZOS      | 6/1/2009   | 4,340.00         | 868.00           | 3,472.00       | 0.00      | 0.00       |
| WQ  | 34866    | City of Laredo                                | TPDES0025461 | WEBB        | 6/1/2009   | 12,933.00        | 0.00             | 0.00           | 12,933.00 | 12,933.00  |
| WQ  | 36881    | Killeen Majestic Homes, Inc.                  |              | MCLENNAN    | 6/1/2009   | 2,700.00         | 540.00           | 2,160.00       | 0.00      | 0.00       |
| WQ  | 37141    | City of Waco                                  | TXR05T062    | MCLENNAN    | 6/1/2009   | 700.00           | 0.00             | 700.00         | 0.00      | 0.00       |
| WQ  | 36356    | Aqua Utilities, Inc. dba Aqua Texas, Inc.     | WQ0012109001 | ORANGE      | 6/1/2009   | 7,410.00         | 1,482.00         | 5,928.00       | 0.00      | 0.00       |
| WQ  | 37153    | BULVERDE-SPRING BRANCH EMS *                  | 13-09010902  | COMAL       | 6/1/2009   | 1,900.00         | 380.00           | 1,520.00       | 0.00      | 0.00       |
| WQ  | 36753    | City of Hackberry                             | WQ0013434001 | DENTON      | 6/1/2009   | 7,800.00         | 1,560.00         | 6,240.00       | 0.00      | 0.00       |
| WQ  | 36807    | Parkway Construction & Associates, L.P.       | TXR15MQ97    | DENTON      | 6/1/2009   | 700.00           | 0.00             | 700.00         | 0.00      | 0.00       |
| WQ  | 37064    | Dripping Springs Independent School District  | 11-08043012B | HAYS        | 6/15/2009  | 3,750.00         | 750.00           | 3,000.00       | 0.00      | 0.00       |
| WQ  | 37034    | City of Shepherd                              | WQ0011380001 | SAN JACINTO | 6/15/2009  | 6,910.00         | 1,382.00         | 0.00           | 5,528.00  | 5,528.00   |
| WQ  | 37137    | INGRAM, WILLIAM K                             |              | JOHNSON     | 6/15/2009  | 210.00           | 0.00             | 210.00         | 0.00      | 0.00       |
| WQ  | 37035    | City of West                                  | TX0020451    | MCLENNAN    | 6/15/2009  | 7,260.00         | 1,452.00         | 5,808.00       | 0.00      | 0.00       |
| WQ  | 34844    | West Houston Airport Corporation              | TX0089907    | HARRIS      | 6/15/2009  | 28,980.00        | 5,796.00         | 23,184.00      | 0.00      | 0.00       |
| WQ  | 36405    | City of Eustace                               | TX0027481    | HENDERSON   | 6/15/2009  | 12,360.00        | 2,472.00         | 0.00           | 9,888.00  | 9,888.00   |
| WQ  | 35356    | Patriot Car Wash LLC                          |              | TRAVIS      | 6/15/2009  | 1,070.00         | 0.00             | 1,070.00       | 0.00      | 0.00       |
| WQ  | 25449    | Olmito Water Supply Corporation               | TX0113875    | CAMERON     | 6/15/2009  | 8,800.00         | 0.00             | 8,800.00       | 0.00      | 0.00       |
| WQ  | 36795    | WESTERN RIM INVESTMENT ADVISORS INC           | TXR15DX85    | SMITH       | 6/15/2009  | 19,758.00        | 3,951.00         | 7,904.00       | 7,903.00  | 7,903.00   |
| WQ  | 36906    | City of Mart                                  | WQ0010645001 | MCLENNAN    | 6/15/2009  | 18,375.00        | 3,675.00         | 14,700.00      | 0.00      | 0.00       |
| WQ  | 37138    | City of San Marcos                            |              | HAYS        | 6/15/2009  | 700.00           | 0.00             | 700.00         | 0.00      | 0.00       |
| WQ  | 36841    | Clemsa Lumber Company                         | TPDES0123064 | ANGELINA    | 6/15/2009  | 1,290.00         | 258.00           | 1,032.00       | 0.00      | 0.00       |
| WQ  | 37005    | Joseph Realty Group, LLC                      | 11-08102402  | WILLIAMSON  | 6/15/2009  | 2,250.00         | 450.00           | 1,800.00       | 0.00      | 0.00       |
| WQ  | 35693    | City of Crandall                              | TX0024929    | KAUFMAN     | 6/15/2009  | 63,616.00        | 63,616.00        | 0.00           | 0.00      | 0.00       |
| WQ  | 904      | City of Newark                                | WQ0011626001 | WISE        | 6/15/2009  | 21,812.00        | 0.00             | 0.00           | 21,812.00 | 21,812.00  |
| WQ  | 33903    | International Airport Square Investment, Ltd. | TX0079570    | HARRIS      | 6/15/2009  | 39,900.00        | 0.00             | 39,900.00      | 0.00      | 0.00       |
| WQ  | 36019    | Danny J Shipman, Jr.                          | 23845        | JOHNSON     | 7/5/2009   | 1,530.00         | 0.00             | 1,530.00       | 0.00      | 0.00       |
| WQ  | 36062    | S & J Endeavors, L.L.C.                       |              | HAYS        | 7/5/2009   | 2,100.00         | 0.00             | 2,100.00       | 0.00      | 0.00       |
| WQ  | 37150    | Harris County FWSD 61                         | TX0091804    | HARRIS      | 7/9/2009   | 4,600.00         | 920.00           | 3,680.00       | 0.00      | 0.00       |
| WQ  | 36448    | Heiser Hollow Partners, LLC                   | 13-08043002  | COMAL       | 7/9/2009   | 1,500.00         | 0.00             | 1,500.00       | 0.00      | 0.00       |
| WQ  | 32932    | Everett Custom Homes, L.L.C.                  |              | ROCKWALL    | 7/9/2009   | 1,050.00         | 0.00             | 1,050.00       | 0.00      | 0.00       |
| WQ  | 37058    | Oak Manor Mud                                 | WQ0010700001 | BRAZORIA    | 7/9/2009   | 2,740.00         | 548.00           | 2,192.00       | 0.00      | 0.00       |
| WQ  | 30800    | City of Goodrich                              | WQ0012711001 | POLK        | 7/9/2009   | 12,150.00        | 0.00             | 12,150.00      | 0.00      | 0.00       |
| WQ  | 37202    | Reed Parque Limited Partnership               | TPDES0117862 | HARRIS      | 7/9/2009   | 2,700.00         | 540.00           | 2,160.00       | 0.00      | 0.00       |
| WQ  | 36925    | City of Sonora                                | TX0023191    | SUTTON      | 7/9/2009   | 26,192.00        | 0.00             | 0.00           | 26,192.00 | 26,192.00  |
| WQ  | 36553    | City of Bonham                                | TX0021814    | FANNIN      | 7/9/2009   | 26,125.00        | 0.00             | 0.00           | 26,125.00 | 26,125.00  |
| WQ  | 37218    | Conroe Independent School District            | WQ0012205001 | MONTGOMERY  | 7/9/2009   | 3,020.00         | 604.00           | 2,416.00       | 0.00      | 0.00       |
| WQ  | 36266    | Thompson Water Company, Inc.                  | WQ0011508001 | FREESTONE   | 7/9/2009   | 16,500.00        | 3,300.00         | 13,200.00      | 0.00      | 0.00       |

## Singles Programs

## Appendix 7: List of Administrative Orders Issued FY2009

Date Range Selected : 09/01/2008 - 08/31/2009

| PGM | Case No. | Respondent Name  | TCEQ ID      | County     | Order Date | Penalty Assessed | Penalty Deferred | Payable Amount | SEP Cost  | SEP Offset |
|-----|----------|--|--------------|------------|------------|------------------|------------------|----------------|-----------|------------|
| WQ  | 37183    | City of China  | WQ0012104001 | JEFFERSON  | 7/9/2009   | 10,322.00        | 2,064.00         | 8,258.00       | 0.00      | 0.00       |
| WQ  | 37259    | Trinity @ Windfern LLC                                   | TX0092746    | *MULTIPLE  | 7/9/2009   | 3,240.00         | 648.00           | 2,592.00       | 0.00      | 0.00       |
| WQ  | 37279    | Timberlake Trails, LLC                                   | TXR15IE96    | DENTON     | 7/9/2009   | 700.00           | 0.00             | 700.00         | 0.00      | 0.00       |
| WQ  | 34817    | Silver Creek Lodge, Marina, and Yacht Club, Incorporated | TX0063746    | BURNET     | 7/9/2009   | 17,550.00        | 3,510.00         | 14,040.00      | 0.00      | 0.00       |
| WQ  | 37280    | M. J. Boyle General Contractor, Inc.                     | TXR15NJ12    | COMAL      | 7/9/2009   | 700.00           | 0.00             | 700.00         | 0.00      | 0.00       |
| WQ  | 36899    | Geaux Corporation  | TXR15MI96    | SMITH      | 7/9/2009   | 12,625.00        | 2,525.00         | 10,100.00      | 0.00      | 0.00       |
| WQ  | 37281    | SIMS, JOHN D   |              | ANGELINA   | 7/9/2009   | 175.00           | 0.00             | 175.00         | 0.00      | 0.00       |
| WQ  | 37282    | Shepherd Place Homes, Inc.                               |              | ELLIS      | 7/9/2009   | 700.00           | 0.00             | 700.00         | 0.00      | 0.00       |
| WQ  | 37159    | Union Oil Company of California                          | WQ0000316000 | JEFFERSON  | 7/9/2009   | 8,400.00         | 1,680.00         | 6,720.00       | 0.00      | 0.00       |
| WQ  | 36980    | SASSON, ELI GRAVRIEL                                     | TX0104795    | HARRIS     | 7/9/2009   | 4,892.00         | 978.00           | 3,914.00       | 0.00      | 0.00       |
| WQ  | 37355    | Cooper Medical Buildings, Inc.                           | TXR15NN12    | DEAF SMITH | 7/9/2009   | 700.00           | 0.00             | 700.00         | 0.00      | 0.00       |
| WQ  | 37126    | ROCKFIELD INVESTMENTS LLC                                | 13-08090401  | COMAL      | 7/9/2009   | 5,625.00         | 1,125.00         | 4,500.00       | 0.00      | 0.00       |
| WQ  | 34125    | David Golden   | TXRNEU110    | HARDIN     | 7/9/2009   | 3,280.00         | 656.00           | 2,624.00       | 0.00      | 0.00       |
| WQ  | 37208    | LEDEZMA READY MIX LLC                                    | TXG110909    | MCCULLOCH  | 7/9/2009   | 4,000.00         | 800.00           | 3,200.00       | 0.00      | 0.00       |
| WQ  | 37173    | Montgomery County MUD 15                                 | TX0022055    | MONTGOMERY | 7/9/2009   | 950.00           | 190.00           | 760.00         | 0.00      | 0.00       |
| WQ  | 37310    | Granite Stonebridge Health Center LLC                    | WQ0013860001 | TRAVIS     | 7/20/2009  | 14,250.00        | 2,850.00         | 11,400.00      | 0.00      | 0.00       |
| WQ  | 37148    | Martin Operating Partnership L. P.                       | TX0003662    | JEFFERSON  | 7/20/2009  | 20,400.00        | 4,080.00         | 8,160.00       | 8,160.00  | 8,160.00   |
| WQ  | 37115    | City of Frisco   |              | COLLIN     | 7/20/2009  | 3,750.00         | 0.00             | 3,750.00       | 0.00      | 0.00       |
| WQ  | 37469    | PIATT, JON D   |              | DENTON     | 7/20/2009  | 210.00           | 0.00             | 210.00         | 0.00      | 0.00       |
| WQ  | 37147    | City of Sanger   | WQ0014372001 | DENTON     | 7/20/2009  | 5,700.00         | 0.00             | 0.00           | 5,700.00  | 5,700.00   |
| WQ  | 37464    | Whitehead Construction, Inc.                             | TXR15NQ43    | ECTOR      | 7/20/2009  | 700.00           | 0.00             | 700.00         | 0.00      | 0.00       |
| WQ  | 36212    | City of Big Wells  | TPDES0104884 | DIMITT     | 7/20/2009  | 11,950.00        | 0.00             | 11,950.00      | 0.00      | 0.00       |
| WQ  | 37368    | Texas Barge & Boat, Inc.                                 | TX0126322    | BRAZORIA   | 7/20/2009  | 5,970.00         | 1,194.00         | 4,776.00       | 0.00      | 0.00       |
| WQ  | 37465    | Trans Pecos Foods, LP                                    | TXR05M531    | REEVES     | 7/20/2009  | 700.00           | 0.00             | 700.00         | 0.00      | 0.00       |
| WQ  | 37275    | Harris County Municipal Utility District 130             | WQ0012574001 | HARRIS     | 7/20/2009  | 5,800.00         | 1,160.00         | 4,640.00       | 0.00      | 0.00       |
| WQ  | 37283    | LEDEZMA READY MIX LLC                                    | TXR05Y198    | MASON      | 7/20/2009  | 700.00           | 0.00             | 700.00         | 0.00      | 0.00       |
| WQ  | 37357    | Air Liquide Large Industries U.S. LP                     | TXRNEW301    | ECTOR      | 7/20/2009  | 700.00           | 0.00             | 700.00         | 0.00      | 0.00       |
| WQ  | 37002    | City of Cotulla  | WQ0010153001 | *MULTIPLE  | 7/20/2009  | 25,166.00        | 5,033.00         | 0.00           | 20,133.00 | 20,133.00  |
| WQ  | 37100    | Post Oak Development of Texas, Inc. *                    | TXR15Z191    | BEXAR      | 7/20/2009  | 17,500.00        | 3,500.00         | 14,000.00      | 0.00      | 0.00       |
| WQ  | 37246    | Harris County Municipal Utility District 249             | WQ0013765001 | HARRIS     | 7/20/2009  | 1,100.00         | 220.00           | 880.00         | 0.00      | 0.00       |
| WQ  | 37175    | City of Pearland   | TX0116581    | BRAZORIA   | 7/20/2009  | 16,950.00        | 3,390.00         | 0.00           | 13,560.00 | 13,560.00  |
| WQ  | 35550    | JENKINES, KEN  | 13-08011801  | COMAL      | 7/20/2009  | 8,000.00         | 0.00             | 8,000.00       | 0.00      | 0.00       |
| WQ  | 34909    | ADCOCK, DOUGLAS  | WQ0013807001 | HARRIS     | 7/20/2009  | 11,520.00        | 0.00             | 11,520.00      | 0.00      | 0.00       |
| WQ  | 36862    | US Department of the Army                                |              | BELL       | 7/20/2009  | 855.00           | 0.00             | 855.00         | 0.00      | 0.00       |
| WQ  | 37468    | The Crosby Group, Inc.                                   | TXR05Y262    | GREGG      | 7/20/2009  | 700.00           | 0.00             | 700.00         | 0.00      | 0.00       |
| WQ  | 37287    | B & J Excavating, Inc.                                   |              | ANGELINA   | 7/20/2009  | 2,000.00         | 400.00           | 1,600.00       | 0.00      | 0.00       |
| WQ  | 35506    | ESPINOSA, GILBERT  |              | CONCHO     | 7/29/2009  | 627.00           | 0.00             | 627.00         | 0.00      | 0.00       |
| WQ  | 36275    | Y-D ENTERPRISES LLC                                      |              | TARRANT    | 7/29/2009  | 3,150.00         | 0.00             | 3,150.00       | 0.00      | 0.00       |



## Singles Programs

## Appendix 7: List of Administrative Orders Issued FY2009

Date Range Selected : 09/01/2008 - 08/31/2009

| PGM | Case No. | Respondent Name                                    | TCEQ ID      | County      | Order Date | Penalty Assessed | Penalty Deferred | Payable Amount | SEP Cost  | SEP Offset |
|-----|----------|--|--------------|-------------|------------|------------------|------------------|----------------|-----------|------------|
| WQ  | 35753    | J.R.'s Concrete Incorporated                       |              | WILLIAMSON  | 7/29/2009  | 5,400.00         | 0.00             | 5,400.00       | 0.00      | 0.00       |
| WQ  | 36898    | PSW Real Estate, LLC.                              | 11-08091002  | TRAVIS      | 7/29/2009  | 5,000.00         | 0.00             | 5,000.00       | 0.00      | 0.00       |
| WQ  | 36600    | HUGHES, WARREN                                     | TXR15DY57    | BELL        | 7/29/2009  | 7,280.00         | 0.00             | 7,280.00       | 0.00      | 0.00       |
| WQ  | 36171    | Lunsford James F dba Fairview Joint Venture        | TPDES0066737 | COLLIN      | 7/29/2009  | 38,850.00        | 0.00             | 38,850.00      | 0.00      | 0.00       |
| WQ  | 35951    | SUNCOAST ENVIRONMENTAL & CONSTRUCTION INC          |              | LEON        | 7/29/2009  | 2,100.00         | 0.00             | 2,100.00       | 0.00      | 0.00       |
| WQ  | 35578    | Industrial Anchors, Inc.                           | R10ST0044    | JEFFERSON   | 8/9/2009   | 2,000.00         | 0.00             | 2,000.00       | 0.00      | 0.00       |
| WQ  | 35662    | R & B Homes  |              | PARKER      | 8/9/2009   | 2,100.00         | 0.00             | 2,100.00       | 0.00      | 0.00       |
| WQ  | 37556    | Haciendas Adobe Development, L.P.                  | TXR15IJ48    | EL PASO     | 8/23/2009  | 700.00           | 0.00             | 700.00         | 0.00      | 0.00       |
| WQ  | 37019    | MEIER, DOUG  |              | ELLIS       | 8/23/2009  | 3,150.00         | 630.00           | 2,520.00       | 0.00      | 0.00       |
| WQ  | 37373    | PATEL, NANU  |              | ROBERTSON   | 8/23/2009  | 4,356.00         | 871.00           | 3,485.00       | 0.00      | 0.00       |
| WQ  | 37557    | ABC Custom Homes, Inc.                             | TXR15NO62    | ECTOR       | 8/23/2009  | 700.00           | 0.00             | 700.00         | 0.00      | 0.00       |
| WQ  | 35692    | D.L. Finney Investments, Inc                       |              | LAMPASAS    | 8/23/2009  | 2,100.00         | 0.00             | 2,100.00       | 0.00      | 0.00       |
| WQ  | 37558    | 5 & 1 Investors, Ltd.                              | TXR15NQ51    | BELL        | 8/23/2009  | 700.00           | 0.00             | 700.00         | 0.00      | 0.00       |
| WQ  | 36732    | Value Family Properties - Denton, L.P.             |              | DENTON      | 8/23/2009  | 5,650.00         | 1,130.00         | 4,520.00       | 0.00      | 0.00       |
| WQ  | 36751    | Town of Flower Mound                               | WQ0011321001 | DENTON      | 8/23/2009  | 19,100.00        | 3,820.00         | 0.00           | 15,280.00 | 15,280.00  |
| WQ  | 34321    | D & M Water Supply Corporation                     | WQ0013927001 | NACOGDOCHES | 8/23/2009  | 28,980.00        | 0.00             | 0.00           | 28,980.00 | 28,980.00  |
| WQ  | 37093    | East Texas Precast Co., Ltd.                       | TXG110719    | *MULTIPLE   | 8/23/2009  | 1,940.00         | 388.00           | 1,552.00       | 0.00      | 0.00       |
| WQ  | 37530    | City of Edinburg                                   | TXR05Y266    | HIDALGO     | 8/23/2009  | 700.00           | 0.00             | 700.00         | 0.00      | 0.00       |
| WQ  | 35646    | B&M Marshall Road, Ltd.                            | 13-08011803  | BEXAR       | 8/23/2009  | 25,000.00        | 0.00             | 25,000.00      | 0.00      | 0.00       |
| WQ  | 35952    | Lochinvar Golf Club                                | TX0131555    | HARRIS      | 8/23/2009  | 6,600.00         | 1,320.00         | 5,280.00       | 0.00      | 0.00       |
| WQ  | 37330    | City of Houston-Houston Airport System             | TX0088111    | HARRIS      | 8/23/2009  | 2,540.00         | 508.00           | 0.00           | 2,032.00  | 2,032.00   |
| WQ  | 36825    | City of Jacksonville                               | TPDES0024392 | CHEROKEE    | 8/23/2009  | 5,400.00         | 0.00             | 0.00           | 5,400.00  | 5,400.00   |
| WQ  | 37103    | Camp Olympia, Inc.                                 | WQ0014261001 | TRINITY     | 8/31/2009  | 5,640.00         | 0.00             | 0.00           | 5,640.00  | 5,640.00   |
| WQ  | 37267    | Air Products LLC                                   | WQ0001280000 | HARRIS      | 8/31/2009  | 2,540.00         | 508.00           | 2,032.00       | 0.00      | 0.00       |
| WQ  | 37258    | City of Lott                                       | TX0053376    | FALLS       | 8/31/2009  | 6,140.00         | 1,228.00         | 4,912.00       | 0.00      | 0.00       |
| WQ  | 37301    | Indian Petro Corp.                                 | TX0117196    | SAN JACINTO | 8/31/2009  | 4,640.00         | 928.00           | 3,712.00       | 0.00      | 0.00       |
| WQ  | 37483    | Bell County Water Control & Improvement District 2 | TX0020249    | BELL        | 8/31/2009  | 2,750.00         | 550.00           | 2,200.00       | 0.00      | 0.00       |
| WQ  | 37458    | Town of Buckholts                                  | TX0073008    | MILAM       | 8/31/2009  | 3,840.00         | 768.00           | 3,072.00       | 0.00      | 0.00       |
| WQ  | 36798    | City of Groveton                                   | TX0076104    | TRINITY     | 8/31/2009  | 31,531.00        | 0.00             | 0.00           | 31,531.00 | 31,531.00  |
| WQ  | 35201    | Monarch Utilities I L.P.                           | TX0078255    | HENDERSON   | 8/31/2009  | 10,110.00        | 2,022.00         | 8,088.00       | 0.00      | 0.00       |
| WQ  | 37285    | Aqua Utilities, Inc. dba Aqua Texas, Inc.          | WQ0013022001 | HOOD        | 8/31/2009  | 3,520.00         | 0.00             | 3,520.00       | 0.00      | 0.00       |
| WQ  | 17893    | MPR Investments, LLC                               | WQ0013376001 | *MULTIPLE   | 8/31/2009  | 14,650.00        | 0.00             | 14,650.00      | 0.00      | 0.00       |
| WQ  | 37378    | 100 Century Oaks, Ltd.                             | 13-09010701  | BEXAR       | 8/31/2009  | 2,250.00         | 450.00           | 1,800.00       | 0.00      | 0.00       |
| WQ  | 37410    | Bright Star-Salem Special Utility District         | WQ0014220001 | WOOD        | 8/31/2009  | 2,700.00         | 540.00           | 2,160.00       | 0.00      | 0.00       |
| WQ  | 33648    | Barmont, LP  |              | PARKER      | 8/31/2009  | 2,000.00         | 400.00           | 1,600.00       | 0.00      | 0.00       |
| WQ  | 36413    | CATHEY, LARRY                                      |              | MCLENNAN    | 8/31/2009  | 3,210.00         | 0.00             | 3,210.00       | 0.00      | 0.00       |
| WQ  | 37361    | El Dorado Utility District                         | WQ0011302001 | HARRIS      | 8/31/2009  | 6,500.00         | 1,300.00         | 5,200.00       | 0.00      | 0.00       |

## Singles Programs

## Appendix 7: List of Administrative Orders Issued FY2009

Date Range Selected : 09/01/2008 - 08/31/2009

| PGM                                       | Case No. | Respondent Name                         | TCEQ ID      | County     | Order Date | Penalty Assessed     | Penalty Deferred    | Payable Amount       | SEP Cost            | SEP Offset          |
|---|----------|---|--------------|------------|------------|----------------------|---------------------|----------------------|---------------------|---------------------|
| WQ  | 37593    | H & H Iron and Metal, Inc.              | TXR05Y315    | NUECES     | 8/31/2009  | 700.00               | 0.00                | 700.00               | 0.00                | 0.00                |
| WQ  | 37592    | Mueller Supply Company, Inc.            | TXRNEW406    | RUNNELS    | 8/31/2009  | 700.00               | 0.00                | 700.00               | 0.00                | 0.00                |
| WQ  | 36999    | City of Gatesville                      | WQ0010176002 | CORYELL    | 8/31/2009  | 1,975.00             | 0.00                | 1,975.00             | 0.00                | 0.00                |
| WQ  | 37376    | City of Savoy                           | TX0023299    | FANNIN     | 8/31/2009  | 7,500.00             | 1,500.00            | 6,000.00             | 0.00                | 0.00                |
| <b>Subtotal for WQ : 390</b>              |          |   |              |            |            | <b>3,176,020.00</b>  | <b>656,739.00</b>   | <b>1,698,454.00</b>  | <b>820,827.00</b>   | <b>820,827.00</b>   |
| WWA                                       | 35509    | Salvador G. Gonzalez dba Gonzalez Dairy |              | TOM GREEN  | 10/6/2008  | 5,775.00             | 1,155.00            | 4,620.00             | 0.00                | 0.00                |
| WWA                                       | 22465    | WHB Cattle L.P.                         |              | LIPSCOMB   | 10/23/2008 | 5,000.00             | 0.00                | 5,000.00             | 0.00                | 0.00                |
| WWA                                       | 34594    | SCHIEVINK, JOCHUM                       | TXG920211    | ERATH      | 11/17/2008 | 2,550.00             | 0.00                | 2,550.00             | 0.00                | 0.00                |
| WWA                                       | 35860    | Tommy Manion Of Texas, INC.             |              | DENTON     | 11/17/2008 | 1,900.00             | 380.00              | 1,520.00             | 0.00                | 0.00                |
| WWA                                       | 35973    | HALL, THELMA                            |              | FRANKLIN   | 11/17/2008 | 23,400.00            | 4,680.00            | 18,720.00            | 0.00                | 0.00                |
| WWA                                       | 33138    | TALSMA, KLAAS                           | WQ0003145000 | ERATH      | 11/20/2008 | 3,100.00             | 0.00                | 3,100.00             | 0.00                | 0.00                |
| WWA                                       | 35866    | Stowater Jon And Pool James             | R05AG0018    | HOPKINS    | 12/4/2008  | 11,445.00            | 2,289.00            | 4,578.00             | 4,578.00            | 4,578.00            |
| WWA                                       | 36169    | Dirk de Boer                            | R05AG0124    | BOWIE      | 12/20/2008 | 2,100.00             | 420.00              | 1,680.00             | 0.00                | 0.00                |
| WWA                                       | 35708    | VAN GOSLIGA BOSMA, JANTJE               | TXG920515    | HOPKINS    | 1/30/2009  | 9,575.00             | 1,915.00            | 7,660.00             | 0.00                | 0.00                |
| WWA                                       | 36203    | Caprock Dairy, L.L.C.                   | TXG920718    | LAMB       | 2/8/2009   | 4,080.00             | 816.00              | 3,264.00             | 0.00                | 0.00                |
| WWA                                       | 36125    | Jon Klemme                              | TXG920425    | HUTCHINSON | 2/8/2009   | 4,430.00             | 886.00              | 3,544.00             | 0.00                | 0.00                |
| WWA                                       | 36241    | Bert & Heidi Velson                     |              | ERATH      | 2/22/2009  | 850.00               | 170.00              | 680.00               | 0.00                | 0.00                |
| WWA                                       | 36107    | Kempenaar Real Estate, Ltd.             | TXG920117    | HOPKINS    | 2/22/2009  | 8,085.00             | 0.00                | 8,085.00             | 0.00                | 0.00                |
| WWA                                       | 36211    | TALSMA, KLAAS                           | WQ0003145000 | ERATH      | 3/12/2009  | 10,815.00            | 2,163.00            | 8,652.00             | 0.00                | 0.00                |
| WWA                                       | 35820    | MONTANEZ, DAVID                         |              | ERATH      | 3/23/2009  | 3,150.00             | 630.00              | 2,520.00             | 0.00                | 0.00                |
| WWA                                       | 34457    | HARRIS, JERRY DEAN                      | TXG920999    | BROWN      | 3/23/2009  | 2,000.00             | 0.00                | 2,000.00             | 0.00                | 0.00                |
| WWA                                       | 36634    | LLOYD, DAVID                            | TXG920503    | JOHNSON    | 4/5/2009   | 6,420.00             | 1,284.00            | 5,136.00             | 0.00                | 0.00                |
| WWA                                       | 33809    | MOERMAN, WAYNE                          | TXG920040    | COMANCHE   | 4/20/2009  | 1,600.00             | 0.00                | 1,600.00             | 0.00                | 0.00                |
| WWA                                       | 36654    | NUTT, GARY LANE                         | TXG920358    | CASTRO     | 4/20/2009  | 2,140.00             | 428.00              | 1,712.00             | 0.00                | 0.00                |
| WWA                                       | 36382    | GARMAN, JR JR                           | TXG921055    | DEAF SMITH | 5/3/2009   | 5,340.00             | 1,068.00            | 4,272.00             | 0.00                | 0.00                |
| WWA                                       | 36955    | BOEHNING, BRIAN PAUL                    | TXG920491    | LAMB       | 6/1/2009   | 4,380.00             | 876.00              | 3,504.00             | 0.00                | 0.00                |
| WWA                                       | 36166    | SCHOUTEN, CORNELIUS T *                 | WQ0004133000 | ERATH      | 6/15/2009  | 5,215.00             | 1,043.00            | 4,172.00             | 0.00                | 0.00                |
| WWA                                       | 36657    | Sudan Feedyard, Inc.                    | TXG920047    | LAMB       | 7/9/2009   | 7,280.00             | 1,456.00            | 5,824.00             | 0.00                | 0.00                |
| WWA                                       | 37317    | DEBOER, NICO JAAP                       | WQ0003856000 | HENDERSON  | 8/23/2009  | 950.00               | 190.00              | 760.00               | 0.00                | 0.00                |
| <b>Subtotal for WWA : 24</b>              |          |   |              |            |            | <b>131,580.00</b>    | <b>21,849.00</b>    | <b>105,153.00</b>    | <b>4,578.00</b>     | <b>4,578.00</b>     |
| <b>Total for Singles Programs : 1,618</b> |          |   |              |            |            | <b>20,186,575.00</b> | <b>2,222,646.00</b> | <b>12,679,033.00</b> | <b>5,284,896.00</b> | <b>5,284,896.00</b> |

Date Range Selected : 09/01/2008 - 08/31/2009

| PGM | Case No. | Respondent Name                                   | TCEQ ID      | County     | Order Date | Penalty Assessed | Penalty Deferred | Payable Amount | SEP Cost   | SEP Offset |
|-----|----------|---|--------------|------------|------------|------------------|------------------|----------------|------------|------------|
| MM  | 33644    | Texas Industrial Scrap Iron & Metal Company, Inc. | 455040144    | TARRANT    | 9/4/2008   | 26,775.00        | 0.00             | 26,775.00      | 0.00       | 0.00       |
| MM  | 34389    | JACKSON, LAWRENCE                                 |              | BURLESON   | 9/4/2008   | 5,840.00         | 0.00             | 5,840.00       | 0.00       | 0.00       |
| MM  | 33045    | ONEILL, MICHAEL LANTZ                             | TX0022918    | SABINE     | 9/18/2008  | 48,535.00        | 0.00             | 48,535.00      | 0.00       | 0.00       |
| MM  | 29870    | Waste Control Specialists LLC                     | TXD988088464 | ANDREWS    | 9/22/2008  | 151,200.00       | 0.00             | 85,230.00      | 65,970.00  | 65,970.00  |
| MM  | 35149    | MARTINI, RICHARD                                  |              | HARRIS     | 9/22/2008  | 2,813.00         | 562.00           | 1,126.00       | 1,125.00   | 1,125.00   |
| MM  | 35145    | 50'S Group Properties, LTD.                       | TXR000055111 | TOM GREEN  | 9/22/2008  | 2,850.00         | 570.00           | 2,280.00       | 0.00       | 0.00       |
| MM  | 36197    | SERTH, ROBERT                                     |              | KLEBERG    | 10/6/2008  | 210.00           | 0.00             | 210.00         | 0.00       | 0.00       |
| MM  | 35814    | Yellow Transportation, Inc.                       | TXRNEQ039    | JEFFERSON  | 10/6/2008  | 700.00           | 0.00             | 700.00         | 0.00       | 0.00       |
| MM  | 32938    | City of Laredo                                    | TX0002542    | WEBB       | 10/6/2008  | 8,030.00         | 0.00             | 0.00           | 8,030.00   | 8,030.00   |
| MM  | 36010    | BAIN, FRANKLIN                                    |              | HALE       | 10/6/2008  | 210.00           | 0.00             | 210.00         | 0.00       | 0.00       |
| MM  | 35371    | LEWIS, DONNIE                                     |              | PALO PINTO | 10/6/2008  | 210.00           | 0.00             | 210.00         | 0.00       | 0.00       |
| MM  | 35852    | STRICKLIN, JOHNNY                                 |              | KAUFMAN    | 10/6/2008  | 210.00           | 0.00             | 210.00         | 0.00       | 0.00       |
| MM  | 36194    | MCBRIDE, LEROY                                    |              | SHELBY     | 10/6/2008  | 210.00           | 0.00             | 210.00         | 0.00       | 0.00       |
| MM  | 35478    | BROWN, KERRY CHARLES                              |              | SCHLEICHER | 10/6/2008  | 210.00           | 0.00             | 210.00         | 0.00       | 0.00       |
| MM  | 22886    | Pat, Inc. dba Action Excavating                   |              | TARRANT    | 10/23/2008 | 9,660.00         | 0.00             | 9,660.00       | 0.00       | 0.00       |
| MM  | 10819    | City of Wolfe City                                | 730055       | HUNT       | 10/23/2008 | 70,361.00        | 0.00             | 70,361.00      | 0.00       | 0.00       |
| MM  | 11105    | KIM, JIMMY  | TXD988080123 | HARRIS     | 10/23/2008 | 18,428.00        | 0.00             | 18,428.00      | 0.00       | 0.00       |
| MM  | 14811    | Degussa Engineered Carbons, L.P.                  | TPDES0003832 | HARRIS     | 10/23/2008 | 51,510.00        | 0.00             | 51,510.00      | 0.00       | 0.00       |
| MM  | 9755     | Parker County's Squaw Creek Downs, L.P.           |              | PARKER     | 10/23/2008 | 5,350.00         | 0.00             | 5,350.00       | 0.00       | 0.00       |
| MM  | 6058     | South Hampton Resources, Inc.                     | 30672        | HARDIN     | 10/23/2008 | 274,433.00       | 0.00             | 137,217.00     | 137,216.00 | 137,216.00 |
| MM  | 30795    | New SM, Inc.                                      |              | TARRANT    | 10/23/2008 | 1,067.00         | 0.00             | 1,067.00       | 0.00       | 0.00       |
| MM  | 29350    | Multi-Chem Group, LLC                             | TXR000068635 | SUTTON     | 10/23/2008 | 68,816.00        | 0.00             | 68,816.00      | 0.00       | 0.00       |
| MM  | 18749    | The Dow Chemical Company                          | BL0082R      | BRAZORIA   | 10/23/2008 | 648,904.00       | 0.00             | 324,452.00     | 324,452.00 | 324,452.00 |
| MM  | 17869    | E. I. du Pont de Nemours and Company              | OC0007J      | ORANGE     | 10/23/2008 | 176,575.00       | 0.00             | 88,288.00      | 88,287.00  | 88,287.00  |
| MM  | 35828    | Pac N Sac Stores, Inc.                            | 18195        | HAYS       | 10/23/2008 | 8,701.00         | 1,740.00         | 6,961.00       | 0.00       | 0.00       |
| MM  | 29958    | Faridabano Gaffar                                 | TXD981909906 | TARRANT    | 10/26/2008 | 1,185.00         | 0.00             | 1,185.00       | 0.00       | 0.00       |
| MM  | 30888    | Royal Superior Corporation                        | TXD988021101 | HARRIS     | 10/26/2008 | 5,948.00         | 0.00             | 5,948.00       | 0.00       | 0.00       |
| MM  | 35239    | BAZAN, JOEL                                       | UNA455160075 | DUVAL      | 11/6/2008  | 10,054.00        | 2,010.00         | 8,044.00       | 0.00       | 0.00       |
| MM  | 35779    | Houston Refining LP                               | HG0048L      | HARRIS     | 11/6/2008  | 481,105.00       | 96,221.00        | 192,442.00     | 192,442.00 | 192,442.00 |
| MM  | 36377    | THOMPSON, DOROTHY A                               |              | GREGG      | 11/6/2008  | 210.00           | 0.00             | 210.00         | 0.00       | 0.00       |
| MM  | 35417    | Near Bore Resources, INC.                         | F1998        | RUSK       | 11/6/2008  | 26,000.00        | 5,200.00         | 20,800.00      | 0.00       | 0.00       |
| MM  | 35387    | Austin Equipment Company, LC                      | 11-05022201B | WILLIAMSON | 11/6/2008  | 18,415.00        | 3,683.00         | 14,732.00      | 0.00       | 0.00       |
| MM  | 5685     | Matt Diez Co., Ltd.                               | ZA0177P      | ZAPATA     | 11/12/2008 | 9,375.00         | 0.00             | 9,375.00       | 0.00       | 0.00       |
| MM  | 35515    | Willie Jesus Garza                                | TXR000079097 | KLEBERG    | 11/17/2008 | 8,020.00         | 1,604.00         | 6,416.00       | 0.00       | 0.00       |
| MM  | 30841    | Opel Business, Inc.                               | TXR000069815 | *MULTIPLE  | 11/17/2008 | 2,370.00         | 0.00             | 2,370.00       | 0.00       | 0.00       |
| MM  | 36371    | TREJO, VIDAL                                      |              | TARRANT    | 11/17/2008 | 210.00           | 0.00             | 210.00         | 0.00       | 0.00       |
| MM  | 35543    | Lake Whitney Resorts, LLC *                       | 1090816      | HILL       | 11/17/2008 | 14,375.00        | 0.00             | 14,375.00      | 0.00       | 0.00       |
| MM  | 35384    | Apache Disposal, Inc.                             | 78892        | GUADALUPE  | 11/17/2008 | 5,200.00         | 1,040.00         | 4,160.00       | 0.00       | 0.00       |

Date Range Selected : 09/01/2008 - 08/31/2009

| PGM | Case No. | Respondent Name                     | TCEQ ID      | County     | Order Date | Penalty Assessed | Penalty Deferred | Payable Amount | SEP Cost   | SEP Offset |
|-----|----------|-------------------------------------|--------------|------------|------------|------------------|------------------|----------------|------------|------------|
| MM  | 35826    | Anh P. Brown Corporation            | 51473        | TRAVIS     | 11/17/2008 | 12,500.00        | 2,500.00         | 10,000.00      | 0.00       | 0.00       |
| MM  | 36375    | CLARKSON, CHARLES                   |              | ERATH      | 11/17/2008 | 210.00           | 0.00             | 210.00         | 0.00       | 0.00       |
| MM  | 35579    | Kleberg County                      |              | KLEBERG    | 11/17/2008 | 3,150.00         | 630.00           | 2,520.00       | 0.00       | 0.00       |
| MM  | 31243    | Inwood Center, LLC                  | TXR000070458 | HARRIS     | 11/26/2008 | 420.00           | 0.00             | 420.00         | 0.00       | 0.00       |
| MM  | 35763    | DEGUIRE, JOHN                       |              | BELL       | 12/4/2008  | 4,650.00         | 930.00           | 3,720.00       | 0.00       | 0.00       |
| MM  | 36373    | RODRIGUEZ, JIMMY L                  | WG0000869    | ELLIS      | 12/4/2008  | 210.00           | 0.00             | 210.00         | 0.00       | 0.00       |
| MM  | 28867    | Shell Chemical LP *                 | HG0659W      | HARRIS     | 12/4/2008  | 345,744.00       | 0.00             | 172,872.00     | 172,872.00 | 172,872.00 |
| MM  | 34946    | FOX TREE & LANDSCAPE NURSERY INC    | 76846        | NUECES     | 12/4/2008  | 16,721.00        | 0.00             | 16,721.00      | 0.00       | 0.00       |
| MM  | 36454    | JONES, BILLY                        |              | LIMESTONE  | 12/4/2008  | 210.00           | 0.00             | 210.00         | 0.00       | 0.00       |
| MM  | 34810    | ADAMS, JOE LEE                      |              | HILL       | 12/7/2008  | 1,050.00         | 0.00             | 1,050.00       | 0.00       | 0.00       |
| MM  | 36270    | H & W Petroleum Company, Inc.       |              | ANGELINA   | 12/20/2008 | 1,875.00         | 375.00           | 1,500.00       | 0.00       | 0.00       |
| MM  | 27150    | BROWN, BETTY                        | TXR000066191 | TOM GREEN  | 12/20/2008 | 6,000.00         | 0.00             | 6,000.00       | 0.00       | 0.00       |
| MM  | 30651    | Carol Bailey                        | TXR000070995 | HARRIS     | 12/24/2008 | 1,185.00         | 0.00             | 1,185.00       | 0.00       | 0.00       |
| MM  | 30708    | JKY Store Inc.                      | TXR000072842 | HARRIS     | 12/30/2008 | 1,185.00         | 0.00             | 1,185.00       | 0.00       | 0.00       |
| MM  | 31664    | RICHARDSON, ROYCE                   |              | MCLENNAN   | 12/30/2008 | 1,100.00         | 0.00             | 1,100.00       | 0.00       | 0.00       |
| MM  | 35175    | River City Waste, Inc.              |              | BEXAR      | 1/30/2009  | 3,787.00         | 757.00           | 3,030.00       | 0.00       | 0.00       |
| MM  | 35676    | Wendland Properties, Inc.           | 39150        | TOM GREEN  | 1/30/2009  | 6,420.00         | 1,284.00         | 5,136.00       | 0.00       | 0.00       |
| MM  | 36005    | Ehan, Inc.                          | 36538        | WILLIAMSON | 1/30/2009  | 5,350.00         | 1,070.00         | 4,280.00       | 0.00       | 0.00       |
| MM  | 36232    | City of Victoria                    | 38843        | VICTORIA   | 2/8/2009   | 3,850.00         | 770.00           | 3,080.00       | 0.00       | 0.00       |
| MM  | 35783    | VANDERLEI, KORNELIS WILT *          | TXG920043    | LAMB       | 2/8/2009   | 3,080.00         | 616.00           | 1,232.00       | 1,232.00   | 1,232.00   |
| MM  | 31120    | GALE, LONZO                         | 2370016      | WALLER     | 2/8/2009   | 8,356.00         | 0.00             | 8,356.00       | 0.00       | 0.00       |
| MM  | 34771    | GORE, JOHNNY                        | 455100057    | HARDIN     | 2/19/2009  | 13,580.00        | 0.00             | 13,580.00      | 0.00       | 0.00       |
| MM  | 30729    | Shali Enterprises, Inc.             | 103956769    | HARRIS     | 2/19/2009  | 1,185.00         | 0.00             | 1,185.00       | 0.00       | 0.00       |
| MM  | 34370    | City of Cisco                       | WQ0010424001 | EASTLAND   | 2/22/2009  | 29,235.00        | 0.00             | 0.00           | 29,235.00  | 29,235.00  |
| MM  | 29046    | City of Alvarado                    | 1260001      | JOHNSON    | 2/22/2009  | 54,900.00        | 54,900.00        | 0.00           | 0.00       | 0.00       |
| MM  | 35482    | SHERMAN DRY CLEAN CITY INC.         | TXR000079149 | GRAYSON    | 2/22/2009  | 3,500.00         | 700.00           | 2,800.00       | 0.00       | 0.00       |
| MM  | 36048    | Arrowhead Shores Owners Association |              | HOOD       | 2/22/2009  | 1,050.00         | 210.00           | 840.00         | 0.00       | 0.00       |
| MM  | 29777    | Chez-Salin Quality Cleaners, Inc.   | 104087416    | BEXAR      | 2/22/2009  | 4,740.00         | 0.00             | 4,740.00       | 0.00       | 0.00       |
| MM  | 32460    | Kirtley Gravel Co.,Inc              |              | FAYETTE    | 2/22/2009  | 525.00           | 0.00             | 525.00         | 0.00       | 0.00       |
| MM  | 36254    | RAMON, ROGELIO                      | UNA455140043 | JACKSON    | 3/12/2009  | 3,740.00         | 748.00           | 2,992.00       | 0.00       | 0.00       |
| MM  | 35542    | ROWLAND, JEFF                       | TX00493      | RAINS      | 3/14/2009  | 1,050.00         | 0.00             | 1,050.00       | 0.00       | 0.00       |
| MM  | 36605    | DUNHAM, KEVIN                       |              | COMANCHE   | 3/23/2009  | 210.00           | 0.00             | 210.00         | 0.00       | 0.00       |
| MM  | 35879    | City of Terrell                     | 1473         | KAUFMAN    | 3/23/2009  | 6,500.00         | 1,300.00         | 0.00           | 5,200.00   | 5,200.00   |
| MM  | 36527    | Minsa Corporation                   | 0090019      | BAILEY     | 4/5/2009   | 4,545.00         | 909.00           | 3,636.00       | 0.00       | 0.00       |
| MM  | 36579    | Pasadena Refining System, Inc       | 20246        | HARRIS     | 4/5/2009   | 4,975.00         | 995.00           | 3,980.00       | 0.00       | 0.00       |
| MM  | 36540    | SHUPAK, CURTIS J                    |              | BURLESON   | 4/5/2009   | 210.00           | 0.00             | 210.00         | 0.00       | 0.00       |
| MM  | 33871    | POWELL, WILMER                      | 455100053    | TRINITY    | 4/12/2009  | 3,150.00         | 0.00             | 3,150.00       | 0.00       | 0.00       |
| MM  | 33642    | Liberty Waste Systems, Inc.         | 87197        | HARRIS     | 4/19/2009  | 2,200.00         | 0.00             | 2,200.00       | 0.00       | 0.00       |

Date Range Selected : 09/01/2008 - 08/31/2009

| PGM | Case No. | Respondent Name                               | TCEQ ID      | County        | Order Date | Penalty Assessed | Penalty Deferred | Payable Amount | SEP Cost | SEP Offset |
|-----|----------|---|--------------|---------------|------------|------------------|------------------|----------------|----------|------------|
| MM  | 36723    | RAPER, TOMMY C                                | SW0004589    | MOORE         | 4/20/2009  | 210.00           | 0.00             | 210.00         | 0.00     | 0.00       |
| MM  | 36609    | WARREN, CHARLES L                             |              | MCMULLEN      | 4/20/2009  | 210.00           | 0.00             | 210.00         | 0.00     | 0.00       |
| MM  | 36801    | OXFORD, JIM                                   |              | BEE           | 4/20/2009  | 210.00           | 0.00             | 210.00         | 0.00     | 0.00       |
| MM  | 31050    | Fallbrook Enterprises, Inc                    | TXR000073031 | HARRIS        | 4/20/2009  | 1,185.00         | 0.00             | 1,185.00       | 0.00     | 0.00       |
| MM  | 36749    | ADAMS, HARLIE G                               |              | COCHRAN       | 4/20/2009  | 210.00           | 0.00             | 210.00         | 0.00     | 0.00       |
| MM  | 30819    | N T & M, Inc.                                 | TXR000072686 | HARRIS        | 4/20/2009  | 1,185.00         | 0.00             | 1,185.00       | 0.00     | 0.00       |
| MM  | 36772    | I.C.A. Properties, Inc.                       |              | MIDLAND       | 5/3/2009   | 1,705.00         | 341.00           | 1,364.00       | 0.00     | 0.00       |
| MM  | 36777    | MYERS, ROBERT D                               |              | MCLENNAN      | 5/3/2009   | 210.00           | 0.00             | 210.00         | 0.00     | 0.00       |
| MM  | 36804    | Dale K. Farrow                                | TXR05Y026    | CHEROKEE      | 5/3/2009   | 350.00           | 0.00             | 350.00         | 0.00     | 0.00       |
| MM  | 36778    | BOWDEN, DOUG C                                |              | COMANCHE      | 5/3/2009   | 210.00           | 0.00             | 210.00         | 0.00     | 0.00       |
| MM  | 36711    | Ed Bell Construction Company                  |              | DENTON        | 5/3/2009   | 5,000.00         | 0.00             | 2,500.00       | 2,500.00 | 2,500.00   |
| MM  | 36859    | VASQUEZ, FRANCISCO J                          | WW0031719    | CROCKETT      | 5/18/2009  | 210.00           | 0.00             | 210.00         | 0.00     | 0.00       |
| MM  | 36447    | Rehmania Cleaners, L.L.C.                     | 90593        | HARRIS        | 5/18/2009  | 2,164.00         | 432.00           | 1,732.00       | 0.00     | 0.00       |
| MM  | 36957    | ACUNA, MAXIMINO III                           |              | SAN PATRICIO  | 5/18/2009  | 210.00           | 0.00             | 210.00         | 0.00     | 0.00       |
| MM  | 23364    | Quest Diagnostics Clinical Laboratories, Inc. | 87396        | HARRIS        | 5/18/2009  | 51,100.00        | 0.00             | 51,100.00      | 0.00     | 0.00       |
| MM  | 36632    | HALL, JAMES                                   |              | LIMESTONE     | 5/18/2009  | 1,491.00         | 298.00           | 1,193.00       | 0.00     | 0.00       |
| MM  | 33627    | City of Broaddus                              | WQ0011772001 | SAN AUGUSTINE | 5/18/2009  | 29,367.00        | 28,079.00        | 1,288.00       | 0.00     | 0.00       |
| MM  | 37000    | RODRIQUEZ, THOMAS V                           |              | HASKELL       | 5/18/2009  | 210.00           | 0.00             | 210.00         | 0.00     | 0.00       |
| MM  | 36081    | BOEKHORST, PETRUS ADRIANUS                    | TXG920170    | HOPKINS       | 6/1/2009   | 11,776.00        | 2,355.00         | 9,421.00       | 0.00     | 0.00       |
| MM  | 36958    | WALDEN, JOHN D JR                             |              | JACK          | 6/1/2009   | 210.00           | 0.00             | 210.00         | 0.00     | 0.00       |
| MM  | 37214    | WRIGHT, SID                                   |              | HILL          | 6/1/2009   | 210.00           | 0.00             | 210.00         | 0.00     | 0.00       |
| MM  | 36922    | City of Amherst                               |              | LAMB          | 6/1/2009   | 1,000.00         | 200.00           | 800.00         | 0.00     | 0.00       |
| MM  | 35126    | Karl Tatsch                                   | 104089891    | *MULTIPLE     | 6/7/2009   | 350.00           | 0.00             | 350.00         | 0.00     | 0.00       |
| MM  | 30125    | SALAS, RODRIGO                                |              | DALLAS        | 6/7/2009   | 3,172.00         | 0.00             | 3,172.00       | 0.00     | 0.00       |
| MM  | 33539    | Salt Fork UWCD                                | 7406500      | KENT          | 6/10/2009  | 0.00             | 0.00             | 0.00           | 0.00     | 0.00       |
| MM  | 36699    | PECAN GROVE HOMES, LP                         |              | GUADALUPE     | 6/15/2009  | 6,050.00         | 1,210.00         | 4,840.00       | 0.00     | 0.00       |
| MM  | 36742    | WILEY, VIRGIL WAYNE                           |              | GUADALUPE     | 6/15/2009  | 3,486.00         | 697.00           | 2,789.00       | 0.00     | 0.00       |
| MM  | 37140    | BUNDY, SCOTT A                                |              | ANDERSON      | 6/15/2009  | 210.00           | 0.00             | 210.00         | 0.00     | 0.00       |
| MM  | 37247    | NELSON, DAVID                                 |              | HILL          | 6/15/2009  | 210.00           | 0.00             | 210.00         | 0.00     | 0.00       |
| MM  | 33361    | LUKE, DOLORES A                               | 1000071      | HARDIN        | 6/15/2009  | 1,730.00         | 0.00             | 1,730.00       | 0.00     | 0.00       |
| MM  | 37215    | LEE, DEANNA                                   |              | HILL          | 6/15/2009  | 210.00           | 0.00             | 210.00         | 0.00     | 0.00       |
| MM  | 35677    | WILLETT, KERMIT                               |              | SAN JACINTO   | 7/5/2009   | 2,290.00         | 0.00             | 2,290.00       | 0.00     | 0.00       |
| MM  | 30910    | TRAN, JOHN                                    | 104137443    | *MULTIPLE     | 7/5/2009   | 6,500.00         | 0.00             | 6,500.00       | 0.00     | 0.00       |
| MM  | 34941    | GARZA, JOEL                                   | 455150148    | HIDALGO       | 7/5/2009   | 2,370.00         | 0.00             | 2,370.00       | 0.00     | 0.00       |
| MM  | 35481    | City Market Group of Sun City, L.P.           | 70055        | WILLIAMSON    | 7/9/2009   | 11,590.00        | 0.00             | 11,590.00      | 0.00     | 0.00       |
| MM  | 36265    | VASQUEZ, MARK A                               | 100618552    | BEXAR         | 7/9/2009   | 9,337.00         | 1,866.00         | 7,471.00       | 0.00     | 0.00       |
| MM  | 35327    | CHURCHES HILL GROCERY, INC.                   | 69511        | WILLIAMSON    | 7/20/2009  | 9,375.00         | 0.00             | 9,375.00       | 0.00     | 0.00       |
| MM  | 35823    | 5D DRILLING & PUMP SERVICE, INC.              | F1999        | BEXAR         | 7/20/2009  | 11,426.00        | 0.00             | 11,426.00      | 0.00     | 0.00       |

Date Range Selected : 09/01/2008 - 08/31/2009

| PGM   | Case No. | Respondent Name                 | TCEQ ID      | County       | Order Date | Penalty Assessed     | Penalty Deferred    | Payable Amount       | SEP Cost            | SEP Offset          |
|---|----------|---------------------------------|--------------|--------------|------------|----------------------|---------------------|----------------------|---------------------|---------------------|
| MM  | 37454    | JAMES, CORY L                   | WO0018029    | ERATH        | 7/20/2009  | 210.00               | 0.00                | 210.00               | 0.00                | 0.00                |
| MM  | 34432    | GUILES, MONTY *                 | 50274        | NUECES       | 7/20/2009  | 38,640.00            | 0.00                | 38,640.00            | 0.00                | 0.00                |
| MM  | 34430    | Effluent Recycling, Inc.        | 37305        | *MULTIPLE    | 7/20/2009  | 86,660.00            | 83,060.00           | 3,600.00             | 0.00                | 0.00                |
| MM  | 36421    | GILES, RUSSELL                  |              | MCLENNAN     | 7/29/2009  | 1,757.00             | 0.00                | 1,757.00             | 0.00                | 0.00                |
| MM  | 29966    | PAEK, NAM SUN                   | TXD981056872 | *MULTIPLE    | 7/29/2009  | 2,006.00             | 0.00                | 2,006.00             | 0.00                | 0.00                |
| MM  | 36028    | EGGEN, JOHN R                   |              | DALLAS       | 7/29/2009  | 328.00               | 0.00                | 328.00               | 0.00                | 0.00                |
| MM  | 27007    | MCHANEY, JOE                    | 84814        | TARRANT      | 8/6/2009   | 29,903.00            | 0.00                | 29,903.00            | 0.00                | 0.00                |
| MM  | 32937    | LAVOIE, PAUL                    | UNA455140054 | SAN PATRICIO | 8/6/2009   | 2,100.00             | 0.00                | 2,100.00             | 0.00                | 0.00                |
| MM  | 35200    | DUTTON, JEFF                    |              | MASON        | 8/9/2009   | 9,975.00             | 0.00                | 9,975.00             | 0.00                | 0.00                |
| MM  | 35994    | LUFKIN CREOSOTING CO., INC.     | TXD008063661 | ANGELINA     | 8/23/2009  | 18,262.00            | 3,652.00            | 7,305.00             | 7,305.00            | 7,305.00            |
| MM  | 35722    | CAMPBELL, KENNETH               |              | SHELBY       | 8/23/2009  | 2,378.00             | 0.00                | 2,378.00             | 0.00                | 0.00                |
| MM  | 34927    | Valero Refining-Texas, L.P.     | 30530        | *MULTIPLE    | 8/23/2009  | 108,900.00           | 0.00                | 54,450.00            | 54,450.00           | 54,450.00           |
| MM  | 37467    | OLIVEROS, JOSE                  |              | BEXAR        | 8/23/2009  | 210.00               | 0.00                | 210.00               | 0.00                | 0.00                |
| MM  | 37163    | Sam's Truck Stop Business, Inc. | 0550016      | CULBERSON    | 8/23/2009  | 2,823.00             | 564.00              | 2,259.00             | 0.00                | 0.00                |
| MM  | 30977    | Denison Snow White Laundry, LLC | TXR000075309 | GRAYSON      | 8/23/2009  | 2,370.00             | 0.00                | 2,370.00             | 0.00                | 0.00                |
| MM  | 37499    | PENA, JULIAN J                  |              | VAL VERDE    | 8/31/2009  | 225.00               | 45.00               | 180.00               | 0.00                | 0.00                |
| MM  | 35716    | Northwest Petroleum LP          | 69454        | WILLIAMSON   | 8/31/2009  | 9,600.00             | 0.00                | 9,600.00             | 0.00                | 0.00                |
| MM  | 37402    | RICHTER, DAVID M                | WO0002771    | EL PASO      | 8/31/2009  | 210.00               | 0.00                | 210.00               | 0.00                | 0.00                |
| MM  | 37599    | BRITE, CODY M                   | WO0016411    | VAL VERDE    | 8/31/2009  | 210.00               | 0.00                | 210.00               | 0.00                | 0.00                |
| MM  | 37600    | HERNANDEZ, DAVID A              | WW0032948    | VICTORIA     | 8/31/2009  | 210.00               | 0.00                | 210.00               | 0.00                | 0.00                |
| MM  | 37522    | MALDONADO, ANDRES               | WS0006347    | MAVERICK     | 8/31/2009  | 210.00               | 0.00                | 210.00               | 0.00                | 0.00                |
| MM  | 35718    | Hwy 2243 Grocery, Inc.          | 16750        | WILLIAMSON   | 8/31/2009  | 14,059.00            | 0.00                | 14,059.00            | 0.00                | 0.00                |
| MM  | 36658    | SCHRAM, CHARLES E III           |              | BROWN        | 8/31/2009  | 1,992.00             | 0.00                | 1,992.00             | 0.00                | 0.00                |
| MM  | 32680    | Derek Broussard                 | 13682        | ORANGE       | 8/31/2009  | 3,150.00             | 0.00                | 3,150.00             | 0.00                | 0.00                |
| <b>Total for Multi-Media Programs : 138</b> |          |                                 |              |              |            | <b>3,239,950.00</b>  | <b>304,123.00</b>   | <b>1,845,511.00</b>  | <b>1,090,316.00</b> | <b>1,090,316.00</b> |
| <b>Total for all Programs : 1,756</b>       |          |                                 |              |              |            | <b>23,426,525.00</b> | <b>2,526,769.00</b> | <b>14,524,544.00</b> | <b>6,375,212.00</b> | <b>6,375,212.00</b> |

**Summary of SEPs:**

**Total Orders :** 1756  
**Orders with SEPs :** 282  
**Orders with SEPs % :** 16.1  
**Orders with SEP Offset % :** 30.5

\* There are Multiple Respondent Names associated to this Case No.

## Appendix 8: List of SEP's & SEP Projects FY2009

### Single Program

Date Range Selected : 09/01/2008 - 08/31/2009

| PGM | Case No. | Respondent Name                       | Effective Date  | Ratio  | Assessed Amt | Deferred Amt | Payable Amt | SEP Cost  | SEP Offset |
|-----|----------|---------------------------------------|---|--------|--------------|--------------|-------------|-----------|------------|
| AQ  | 36302    | Chevron Phillips Chemical Company, LP | 04/20/2009  | 1.00:1 | 52,879.00    | 10,575.00    | 21,152.00   | 21,152.00 | 21,152.00  |
|     |          | POLLUTION PREVENTION                  | <p>The Respondent will contribute to Houston-Galveston AERCO's Clean Cities/Clean Vehicles Program in Harris County. The contribution will be used in accordance with the Supplemental Environmental Project Agreement between the Houston-Galveston AERCO and the Texas Commission on Environmental Quality. SEP monies will be used to aid local school districts and area transit agencies in reaching local match requirements mandated by the Federal Highway Administration's ("FHWA") Congestion Mitigation/Air Quality funding program. SEP monies will be disbursed to school districts and transit agencies in need of funding assistance in the Houston-Galveston non-attainment area. Those SEP monies will be used exclusively by the school districts and transit agencies as supplements to meet the local match requirements of the EPA. SEP monies will be used to pay for the cost of replacing older diesel buses with alternative fueled or clean diesel buses. The old buses will be permanently retired and only sold for scrap. The schools and transit agencies will also use the SEP monies to retrofit more buses to reduce emissions. Houston-Galveston AERCO will send the TCEQ verification in the form of paid invoices and other documentation to show that the retrofits were completed. Retrofit technologies include particulate matter traps, diesel particulate matter filters, NOx reduction catalyst technology in combination with diesel particulate filters, and other emission control technologies that are developed and approved by EPA or the California Air Resources Board.</p> |        |              |              |             | 21,152.00 | 21,152.00  |
| AQ  | 35135    | Rohm and Haas Texas Incorporated      | 10/06/2008  | 1.00:1 | 81,400.00    | 16,280.00    | 32,560.00   | 32,560.00 | 32,560.00  |
|     |          | POLLUTION REDUCTION                   | <p>The Respondent will contribute to Houston-Galveston AERCO's Clean Cities/Clean Vehicles Program in Harris County. The contribution will be used in accordance with the Supplemental Environmental Project Agreement between the Houston-Galveston AERCO and the Texas Commission on Environmental Quality. SEP monies will be used to aid local school districts and area transit agencies in reaching local match requirements mandated by the Federal Highway Administration's ("FHWA") Congestion Mitigation/Air Quality funding program. SEP monies will be disbursed to school districts and transit agencies in need of funding assistance in the Houston-Galveston non-attainment area. Those SEP monies will be used exclusively by the school districts and transit agencies as supplements to meet the local match requirements of the EPA. SEP monies will be used to pay for the cost of replacing older diesel buses with alternative fueled or clean diesel buses. The old buses will be permanently retired and only sold for scrap. The schools and transit agencies will also use the SEP monies to retrofit more buses to reduce emissions. Houston-Galveston AERCO will send the TCEQ verification in the form of paid invoices and other documentation to show that the retrofits were completed. Retrofit technologies include particulate matter traps, diesel particulate matter filters, NOx reduction catalyst technology in combination with diesel particulate filters, and other emission control technologies that are developed and approved by EPA or the California Air Resources Board.</p> |        |              |              |             | 32,560.00 | 32,560.00  |
| AQ  | 35741    | Exxon Mobil Corporation               | 12/04/2008  | 1.00:1 | 20,695.00    | 4,139.00     | 8,278.00    | 8,278.00  | 8,278.00   |

\* There are Multiple Respondent Names associated to this Case No.

## Appendix 8: List of SEP's & SEP Projects FY2009

### Single Program

|    |                      |   |            |          |           |          |           |           |           |
|----|----------------------|---|------------|----------|-----------|----------|-----------|-----------|-----------|
|    | POLLUTION PREVENTION | The Respondent shall contribute to the Third-Party Recipient pursuant to the agreement between the Third-Party Recipient and the TCEQ. Specifically, the contribution will be used to aid local school districts, area transit agencies, and local governments in need of funding assistance to pay for the cost of the following activities to reduce emissions: 1) replacing older diesel buses with alternative fuelled or clean diesel buses; or 2) retrofitting older diesel buses with new, cleaner technology. The funds will be disbursed on a needs-rated basis, using non-attainment area status, condition of buses, and economic status of the recipient as possible rating factors if competition for the funds exists. To maximize funds, retrofitting will take priority over replacement of buses. Older buses deemed not suitable for retrofitting will be permanently retired and sold only for scrap.<br><br>Acceptable retrofit technologies include particulate matter traps, diesel particulate matter filters, nitrogen oxides (NOx) reduction catalyst technology in combination with diesel particulate filters, and other emission control technologies that are developed and approved by the United States Environmental Protection Agency ("EPA") or the California Air Resources Board.   | 8,278.00   | 8,278.00 |           |          |           |           |           |
| AQ | 36503                | Shell Chemical LP   | 04/05/2009 | 1.00:1   | 9,300.00  | 1,860.00 | 3,720.00  | 3,720.00  | 3,720.00  |
|    | POLLUTION PREVENTION | The Respondents will contribute to Houston-Galveston AERCO's Clean Cities/Clean Vehicles Program in Harris County. The contribution will be used in accordance with the Supplemental Environmental Project Agreement between the Houston-Galveston AERCO and the Texas Commission on Environmental Quality. SEP monies will be used to aid local school districts and area transit agencies in reaching local match requirements mandated by the Federal Highway Administration's ("FHWA") Congestion Mitigation/Air Quality funding program. SEP monies will be disbursed to school districts and transit agencies in need of funding assistance in the Houston-Galveston non-attainment area. Those SEP monies will be used exclusively by the school districts and transit agencies as supplements to meet the local match requirements of the EPA. SEP monies will be used to pay for the cost of replacing older diesel buses with alternative fueled or clean diesel buses. The old buses will be permanently retired and only sold for scrap. The schools and transit agencies will also use the SEP monies to retrofit more buses to reduce emissions. Houston-Galveston AERCO will send the TCEQ verification in the form of paid invoices and other documentation to show that the retrofits were completed. Retrofit technologies include particulate matter traps, diesel particulate matter filters, NOx reduction catalyst technology in combination with diesel particulate filters, and other emission control technologies that are developed and approved by EPA or the California Air Resources Board. | 3,720.00   | 3,720.00 |           |          |           |           |           |
| AQ | 36637                | Texas Petrochemicals LP   | 04/05/2009 | 1.00:1   | 8,000.00  | 1,600.00 | 3,200.00  | 3,200.00  | 3,200.00  |
|    | POLLUTION PREVENTION | The Respondent shall contribute the SEP Offset Amount to the Third-Party Recipient named above. The contribution will be to Texas PTA for the Clean School Bus Program in Jefferson County as set forth in an agreement between the Third-Party Recipient and the TCEQ. Specifically, the contribution will be used to reimburse local school districts for the cost of the following activities to reduce emissions: 1) replacing older diesel buses with alternative fuelled or clean diesel buses; or 2) retrofitting older diesel buses with new, cleaner technology. All dollars contributed will be used solely for the direct cost of the project and no portion will be spent on administrative costs. The SEP will be done in accordance with all federal, state and local environmental laws and regulations.   | 3,200.00   | 3,200.00 |           |          |           |           |           |
| AQ | 36682                | Conner Steel Products Inc.  | 06/15/2009 | 1.00:1   | 32,600.00 | 6,520.00 | 13,040.00 | 13,040.00 | 13,040.00 |

\* There are Multiple Respondent Names associated to this Case No.



## Appendix 8: List of SEP's & SEP Projects FY2009

### Single Program

|    |                      |  |            |           |           |          |           |           |           |
|----|----------------------|--|------------|-----------|-----------|----------|-----------|-----------|-----------|
|    | CLEAN UP             | The Respondent shall contribute to the Third-Party Recipient pursuant to the agreement between the Third-Party Recipient and the TCEQ. Specifically, the contribution will be used purchase equipment for activities related to recycling efforts at the Citizen's Recycling Center. The center is open to the general public and currently accepts glass, plastics, e-waste, paper, aluminium, mixed metals, appliances, oil and filters, and batteries. All dollars contributed will be used solely for the direct cost of the project and no portion will be spent on administrative costs. The SEP will be done in accordance with all federal, state and local environmental laws and regulations.  | 13,040.00  | 13,040.00 |           |          |           |           |           |
| AQ | 35498                | Diamond Shamrock Refining Company, L.P.  | 08/31/2009 | 1.00:1    | 93,236.00 | 0.00     | 46,618.00 | 46,618.00 | 46,618.00 |
|    | CLEAN UP             | RC&D will coordinate with local city and county government officials to clean-up sites where tires have been disposed of illegally. Contributions will be used to clean up illegal tire sites. Eligible sites will be limited to areas where a responsible party can not be identified and where there is no preexisting obligation to clean up the site by the owner or government. SEP monies will be used for the direct cost of collection and disposal of debris and tires.   | 46,618.00  | 46,618.00 |           |          |           |           |           |
| AQ | 35227                | DCP Midstream, LP  | 11/06/2008 | 1.00:1    | 72,600.00 | 0.00     | 36,300.00 | 36,300.00 | 36,300.00 |
|    | CLEAN UP             | The Respondent shall contribute the SEP Amount to the Third-Party Recipient pursuant to the agreement between the Third-Party Recipient and the TCEQ. Specifically, the contribution will be used to provide local residents with a means of properly disposing household hazardous wastes such as paint, thinners, pesticides, oil and gas, corrosive cleaners, and fertilizers in one day collection events. SEP monies will be used to pay for the associated labor, materials, and disposal costs. Citizens will not be charged disposal fees. The project is administered in accordance with TCEQ guidance on household hazardous waste and in compliance with federal, state, and local environmental laws and regulations. All dollars contributed will be used solely for the direct cost of the project and no portion will be spent on administrative costs. | 36,300.00  | 36,300.00 |           |          |           |           |           |
| AQ | 35856                | Lucite International, Inc.   | 03/12/2009 | 1.00:1    | 31,600.00 | 6,320.00 | 12,640.00 | 12,640.00 | 12,640.00 |
|    | POLLUTION REDUCTION  | The Respondent shall contribute to the Third-Party Recipient pursuant to the agreement between the Third-Party Recipient and the TCEQ. Specifically, the Third-Party Recipient will contribute to Jefferson County for its Retrofit/Replacement of Heavy Equipment and Vehicles with Alternative Fueled Equipment and Vehicles. Specifically, the contribution will be used to purchase alternative fueled equipment such as propane or electric powered lawn mowers, propane powered light duty and heavy equipment, and alternative fueled vehicles and retire diesel and gasoline powered equipment and vehicles. Jefferson County will also convert current equipment and vehicles to alternative fueled equipment in order to lower emissions.  | 12,640.00  | 12,640.00 |           |          |           |           |           |
| AQ | 36990                | City of Plano  | 07/20/2009 | 1.00:1    | 1,050.00  | 210.00   | 0.00      | 840.00    | 840.00    |
|    | POLLUTION PREVENTION | The Performing Party shall provide reimbursement to schools, school districts, or school bus operators that retrofit, repower, or replace older school buses with newer model year buses or cleaner technology. Retrofitting, in this context, means installing devices to reduce exhaust emissions that are verified or certified by the U.S. Environmental Protection Agency (EPA) or the California Air Resources Board (CARB) as proven retrofit technologies. Repowering, in this context, means replacing older engines with newer, cleaner engines but keeping the same vehicle body. All replacement engines must be certified or verified by the EPA or CARB.   | 840.00     | 840.00    |           |          |           |           |           |

\* There are Multiple Respondent Names associated to this Case No.

## Appendix 8: List of SEP's & SEP Projects FY2009

### Single Program

|    |       |                             |   |        |          |        |          |          |          |
|----|-------|-----------------------------|---|--------|----------|--------|----------|----------|----------|
| AQ | 36410 | Wyman-Gordon Forgings, Inc. | 02/22/2009  | 1.00:1 | 3,725.00 | 745.00 | 1,490.00 | 1,490.00 | 1,490.00 |
|    |       | POLLUTION PREVENTION        | <p>The Respondent shall contribute the SEP Offset Amount to the Third-Party Recipient named above. The contribution will be to Texas PTA for the Clean School Bus Program in Harris County as set forth in an agreement between the Third-Party Recipient and the TCEQ. Specifically, the contribution will be used to reimburse local school districts for the cost of the following activities to reduce emissions: 1) replacing older diesel buses with alternative fuelled or clean diesel buses; or 2) retrofitting older diesel buses with new, cleaner technology. All dollars contributed will be used solely for the direct cost of the project and no portion will be spent on administrative costs. The SEP will be done in accordance with all federal, state and local environmental laws and regulations.</p> |        |          |        |          | 1,490.00 | 1,490.00 |

|    |       |                             |  |        |            |      |           |           |           |
|----|-------|-----------------------------|--|--------|------------|------|-----------|-----------|-----------|
| AQ | 34340 | Valero Refining-Texas, L.P. | 02/22/2009   | 1.00:1 | 181,200.00 | 0.00 | 90,600.00 | 90,600.00 | 90,600.00 |
|    |       | POLLUTION PREVENTION        | <p>The Respondent will contribute to Houston-Galveston AERCO's Clean Cities/Clean Vehicles Program in Galveston County. The contribution will be used in accordance with the Supplemental Environmental Project Agreement between the Houston-Galveston AERCO and the Texas Commission on Environmental Quality. SEP monies will be used to aid local school districts and area transit agencies in reaching local match requirements mandated by the Federal Highway Administration's ("FHWA") Congestion Mitigation/Air Quality funding program. SEP monies will be disbursed to school districts and transit agencies in need of funding assistance in the Houston-Galveston non-attainment area. Those SEP monies will be used exclusively by the school districts and transit agencies as supplements to meet the local match requirements of the EPA. SEP monies will be used to pay for the cost of replacing older diesel buses with alternative fueled or clean diesel buses. The old buses will be permanently retired and only sold for scrap. The schools and transit agencies will also use the SEP monies to retrofit more buses to reduce emissions. Houston-Galveston AERCO will send the TCEQ verification in the form of paid invoices and other documentation to show that the retrofits were completed. Retrofit technologies include particulate matter traps, diesel particulate matter filters, NOx reduction catalyst technology in combination with diesel particulate filters, and other emission control technologies that are developed and approved by EPA or the California Air Resources Board.</p> |        |            |      |           | 90,600.00 | 90,600.00 |

|    |       |                            |   |        |          |          |          |          |          |
|----|-------|----------------------------|---|--------|----------|----------|----------|----------|----------|
| AQ | 37313 | ExxonMobil Oil Corporation | 08/31/2009  | 1.00:1 | 9,925.00 | 1,985.00 | 3,970.00 | 3,970.00 | 3,970.00 |
|    |       | POLLUTION PREVENTION       | <p>The Respondent shall contribute to the Third-Party Recipient pursuant to the agreement between the Third-Party Recipient and the TCEQ. Specifically, the Third-Party Recipient will contribute to Jefferson County for its Retrofit/Replacement of Heavy Equipment and Vehicles with Alternative Fueled Equipment and Vehicles. Specifically, the contribution will be used to purchase alternative fueled equipment such as propane or electric powered lawn mowers, propane powered light duty and heavy equipment, and alternative fueled vehicles and retire diesel and gasoline powered equipment and vehicles. Jefferson County will also convert current equipment and vehicles to alternative fueled equipment in order to lower emissions.</p> <p>All dollars contributed will be used solely for the direct cost of the project and no portion will be spent on administrative costs. The SEP will be done in accordance with all federal, state and local environmental laws and regulations.</p> |        |          |          |          | 3,970.00 | 3,970.00 |

|    |       |              |            |        |          |          |          |          |          |
|----|-------|--------------|------------|--------|----------|----------|----------|----------|----------|
| AQ | 35850 | PD Glycol LP | 11/06/2008 | 1.00:1 | 5,500.00 | 1,100.00 | 2,200.00 | 2,200.00 | 2,200.00 |
|----|-------|--------------|------------|--------|----------|----------|----------|----------|----------|

\* There are Multiple Respondent Names associated to this Case No.

## Appendix 8: List of SEP's & SEP Projects FY2009

### Single Program

|    |                     |  |            |           |           |           |           |           |           |
|----|---------------------|--|------------|-----------|-----------|-----------|-----------|-----------|-----------|
|    | POLLUTION REDUCTION | The Respondent shall contribute the SEP Amount to the Third-Party Recipient pursuant to the agreement between the Third-Party Recipient and the TCEQ. Specifically, the contribution will be used to install, operate, and maintain a stationary ambient air monitoring station in the vicinity of Memorial High School Ninth Grade Campus. The station will employ canister sampling, a hydrocarbon analyzer, and/or a chromatograph. Ancillary equipment will include a sample conditioning system, a ten meter meteorological tower, a climate controlled equipment shelter, a remote communications system, and have electronic data logging capabilities. The station will continuously sample and analyze the ambient air for a wide range of hydrocarbon species in accordance with Environmental Protection Agency's recommended "TO-14" list. SEP monies will be used for the cost of purchasing, installing, operating, and maintaining the air monitoring station along with its ancillary equipment.   | 2,200.00   | 2,200.00  |           |           |           |           |           |
| AQ | 35603               | Hill-Lake Gas Storage, L.P.  | 11/17/2008 | 1.00:1    | 94,950.00 | 18,990.00 | 37,980.00 | 37,980.00 | 37,980.00 |
|    | CLEAN UP            | The Respondent shall contribute to the Third-Party Recipient pursuant to the agreement between the Third-Party Recipient and the TCEQ. Specifically, the contribution will be used to coordinate with city and/or county governmental officials regarding the clean up of sites where trash has been disposed of illegally. Eligible sites will be limited to those where a responsible party can not be identified and where there is no pre-existing obligation to clean up the site by the owner or the government. Additionally, reasonable efforts must have already been taken to prevent the dumping. SEP monies will be used to pay for the direct cost of collection and disposal of debris. All dollars contributed will be used solely for the direct cost of the project and no portion will be spent on administrative costs. The SEP will be done in accordance with all federal, state and local environmental laws and regulations.  | 37,980.00  | 37,980.00 |           |           |           |           |           |
| AQ | 35954               | Exxon Mobil Corporation  | 01/30/2009 | 1.00:1    | 47,600.00 | 0.00      | 23,800.00 | 23,800.00 | 23,800.00 |
|    | POLLUTION REDUCTION | The Respondent will contribute to Houston-Galveston AERCO's Clean Cities/Clean Vehicles Program in Harris County. The contribution will be used in accordance with the Supplemental Environmental Project Agreement between the Houston-Galveston AERCO and the Texas Commission on Environmental Quality. SEP monies will be used to aid local school districts and area transit agencies in reaching local match requirements mandated by the Federal Highway Administration's ("FHWA") Congestion Mitigation/Air Quality funding program. SEP monies will be disbursed to school districts and transit agencies in need of funding assistance in the Houston-Galveston non-attainment area. Those SEP monies will be used exclusively by the school districts and transit agencies as supplements to meet the local match requirements of the EPA. SEP monies will be used to pay for the cost of replacing older diesel buses with alternative fueled or clean diesel buses. The old buses will be permanently retired and only sold for scrap. The schools and transit agencies will also use the SEP monies to retrofit more buses to reduce emissions. Houston-Galveston AERCO will send the TCEQ verification in the form of paid invoices and other documentation to show that the retrofits were completed. Retrofit technologies include particulate matter traps, diesel particulate matter filters, NOx reduction catalyst technology in combination with diesel particulate filters, and other emission control technologies that are developed and approved by EPA or the California Air Resources Board. | 23,800.00  | 23,800.00 |           |           |           |           |           |
| AQ | 37067               | The Dow Chemical Company   | 07/09/2009 | 1.00:1    | 3,000.00  | 600.00    | 1,200.00  | 1,200.00  | 1,200.00  |

\* There are Multiple Respondent Names associated to this Case No.

## Appendix 8: List of SEP's & SEP Projects FY2009

### Single Program

|    |                      |  |            |        |            |          |            |            |            |
|----|----------------------|--|------------|--------|------------|----------|------------|------------|------------|
|    | POLLUTION PREVENTION | The Respondent will contribute to Houston-Galveston AERCO's Clean Cities/Clean Vehicles Program in Harris County. The contribution will be used in accordance with the Supplemental Environmental Project Agreement between the Houston-Galveston AERCO and the Texas Commission on Environmental Quality. SEP monies will be used to aid local school districts and area transit agencies in reaching local match requirements mandated by the Federal Highway Administration's ("FHWA") Congestion Mitigation/Air Quality funding program. SEP monies will be disbursed to school districts and transit agencies in need of funding assistance in the Houston-Galveston non-attainment area. Those SEP monies will be used exclusively by the school districts and transit agencies as supplements to meet the local match requirements of the EPA. SEP monies will be used to pay for the cost of replacing older diesel buses with alternative fueled or clean diesel buses. The old buses will be permanently retired and only sold for scrap. The schools and transit agencies will also use the SEP monies to retrofit more buses to reduce emissions. Houston-Galveston AERCO will send the TCEQ verification in the form of paid invoices and other documentation to show that the retrofits were completed. Retrofit technologies include particulate matter traps, diesel particulate matter filters, NOx reduction catalyst technology in combination with diesel particulate filters, and other emission control technologies that are developed and approved by EPA or the California Air Resources Board. |            |        |            |          | 1,200.00   | 1,200.00   |            |
| AQ | 35810                | Equistar Chemicals, LP   | 11/06/2008 | 1.00:1 | 5,650.00   | 1,130.00 | 2,260.00   | 2,260.00   | 2,260.00   |
|    | POLLUTION PREVENTION | The Respondent shall contribute to the Third-Party Recipient pursuant to the agreement between the Third-Party Recipient and the TCEQ. Specifically, the contribution will be used to aid local school districts, area transit agencies, and local governments in need of funding assistance to pay for the cost of the following activities to reduce emissions: 1) replacing older diesel buses with alternative fuelled or clean diesel buses; or 2) retrofitting older diesel buses with new, cleaner technology. The funds will be disbursed on a needs-rated basis, using non-attainment area status, condition of buses, and economic status of the recipient as possible rating factors if competition for the funds exists. To maximize funds, retrofitting will take priority over replacement of buses. Older buses deemed not suitable for retrofitting will be permanently retired and sold only for scrap.<br><br>Acceptable retrofit technologies include particulate matter traps, diesel particulate matter filters, nitrogen oxides (NOx) reduction catalyst technology in combination with diesel particulate filters, and other emission control technologies that are developed and approved by the United States Environmental Protection Agency ("EPA") or the California Air Resources Board.  |            |        |            |          | 2,260.00   | 2,260.00   |            |
| AQ | 32543                | OTAL PETROCHEMICALS USA INC.   | 07/20/2009 | 1.00:1 | 749,910.00 | 0.00     | 374,955.00 | 374,955.00 | 374,955.00 |
|    | POLLUTION REDUCTION  | The Respondent shall contribute the SEP Offset Amount to the Third-Party Recipient named above. The contribution will be to City of Port Arthur in Jefferson County as set forth in an agreement between the Third-Party Recipient and the TCEQ. Specifically, the contribution will be used to replace three of the City's old diesel-powered generators with more environmentally friendly natural gas fueled generators. The SEP will be done in accordance with all federal, state and local environmental laws and regulations.   |            |        |            |          | 86,468.00  | 86,468.00  |            |

\* There are Multiple Respondent Names associated to this Case No.

## Appendix 8: List of SEP's & SEP Projects FY2009

### Single Program

|    |                      |  |            |            |            |           |           |           |           |
|----|----------------------|--|------------|------------|------------|-----------|-----------|-----------|-----------|
|    | POLLUTION REDUCTION  | SEP monies for the West Port Arthur Home Energy Efficiency Program will be used to conduct home energy audits and to assist low income residents in the West Port Arthur area by weatherizing their homes, which will improve their homes' energy efficiency. SEP monies will be used to pay for the cost of caulking and insulating the homes and appliances, as well as for replacing heating and cooling systems and major appliances with new, energy efficient equipment.   | 25,000.00  | 25,000.00  |            |           |           |           |           |
|    | POLLUTION PREVENTION | SEP monies for the Southeast Texas Regional Air Monitoring Network will be used to will maintain, operate, and repair seven monitoring stations located at Beaumont, Cove School, Mauriceville, Sabine Pass, Southeast Texas Regional Airport, Port Neches, and West Orange. These monitoring stations monitor ozone (O3), nitrogen oxides (NOx), and volatile organic compounds (VOC).  | 263,487.00 | 263,487.00 |            |           |           |           |           |
| AQ | 36031                | Vopak Terminal Deer Park, Inc.   | 03/12/2009 | 1.00:1     | 11,200.00  | 2,240.00  | 4,480.00  | 4,480.00  | 4,480.00  |
|    | POLLUTION PREVENTION | The Respondent will contribute to Houston-Galveston AERCO's Clean Cities/Clean Vehicles Program in Harris County. The contribution will be used in accordance with the Supplemental Environmental Project Agreement between the Houston-Galveston AERCO and the Texas Commission on Environmental Quality. SEP monies will be used to aid local school districts and area transit agencies in reaching local match requirements mandated by the Federal Highway Administration's ("FHWA") Congestion Mitigation/Air Quality funding program. SEP monies will be disbursed to school districts and transit agencies in need of funding assistance in the Houston-Galveston non-attainment area. Those SEP monies will be used exclusively by the school districts and transit agencies as supplements to meet the local match requirements of the EPA. SEP monies will be used to pay for the cost of replacing older diesel buses with alternative fueled or clean diesel buses. The old buses will be permanently retired and only sold for scrap. The schools and transit agencies will also use the SEP monies to retrofit more buses to reduce emissions. Houston-Galveston AERCO will send the TCEQ verification in the form of paid invoices and other documentation to show that the retrofits were completed. Retrofit technologies include particulate matter traps, diesel particulate matter filters, NOx reduction catalyst technology in combination with diesel particulate filters, and other emission control technologies that are developed and approved by EPA or the California Air Resources Board. | 4,480.00   | 4,480.00   |            |           |           |           |           |
| AQ | 29089                | Formosa Plastics Corporation, Texas  | 11/17/2008 | 1.00:1     | 121,443.00 | 0.00      | 60,722.00 | 60,721.00 | 60,721.00 |
|    | POLLUTION PREVENTION | The City of Point Comfort will use SEP funds to assist in rehabilitation of the wastewater treatment system as follows:<br><br>" Replacement of the main sanitary sewer lift station (excluding the cost of installation of new high level alarms) to prevent sewage overflows or backups of sewage into residences;<br>" Replacement of the final effluent outfall line at the wastewater treatment facility site;<br>" Simultaneous deconstruction of portions of the former site to alleviate stormwater inflow into the chlorine contact chamber at the treatment facility; and<br>" Engineering design and oversight.<br><br>SEP funds will be used to pay contractors for direct costs associated with performance of the project and no portion will be spent on administrative costs.  | 60,721.00  | 60,721.00  |            |           |           |           |           |
| AQ | 36071                | OTAL PETROCHEMICALS USA INC.   | 04/05/2009 | 1.00:1     | 51,150.00  | 10,230.00 | 20,460.00 | 20,460.00 | 20,460.00 |

\* There are Multiple Respondent Names associated to this Case No.

## Appendix 8: List of SEP's & SEP Projects FY2009

### Single Program

|    |                      |  |            |            |            |        |            |            |            |
|----|----------------------|--|------------|------------|------------|--------|------------|------------|------------|
|    | POLLUTION PREVENTION | The Respondent shall contribute the SEP Offset Amount to the Third-Party Recipient named above. The contribution will be to Texas PTA for the Clean School Bus Program in Jefferson County as set forth in an agreement between the Third-Party Recipient and the TCEQ. Specifically, the contribution will be used to reimburse local school districts for the cost of the following activities to reduce emissions: 1) replacing older diesel buses with alternative fuelled or clean diesel buses; or 2) retrofitting older diesel buses with new, cleaner technology. All dollars contributed will be used solely for the direct cost of the project and no portion will be spent on administrative costs. The SEP will be done in accordance with all federal, state and local environmental laws and regulations.  | 12,960.00  | 12,960.00  |            |        |            |            |            |
|    | POLLUTION PREVENTION | The Respondent shall contribute the SEP Offset Amount to the Third-Party Recipient named above. The contribution will be to City of Port Arthur in Jefferson County as set forth in an agreement between the Third-Party Recipient and the TCEQ. Specifically, the contribution will be used to replace three of the City's old diesel-powered generators with more environmentally friendly natural gas fueled generators. The SEP will be done in accordance with all federal, state and local environmental laws and regulations.   | 7,500.00   | 7,500.00   |            |        |            |            |            |
| AQ | 35089                | Exxon Mobil Corporation  | 08/23/2009 | 1.00:1     | 496,201.00 | 0.00   | 248,101.00 | 248,100.00 | 248,100.00 |
|    | POLLUTION PREVENTION | The Respondent shall contribute the SEP Offset Amount to the Third-Party Recipient named above. The contribution will be to Houston Regional Monitoring Corporation for the HRMC Houston Area Air Monitoring in Harris County as set forth in an agreement between the Third-Party Recipient and the TCEQ. SEP funds will be used to supplement existing operation of a network of ambient air monitoring stations (designated HRM Sites 1, 3, 4, 7, 8, 10, Wallisville, and Lynchburg Ferry) that continuously measure and record concentrations of ambient air pollutants. Specifically, SEP Funds will be used to operate, maintain, and potentially expand portions of the existing ambient air quality monitoring network in the Houston area in order to continue to provide information on data quality and trends to the public, TCEQ, and industry representatives. SEP Funds may be used to operate a single monitoring site or multiple sites contingent upon the amount of SEP funds provided. All dollars contributed will be used solely for the direct cost of the project and no portion will be spent on administrative costs. The SEP will be done in accordance with all federal, state and local environmental laws and regulations. | 248,100.00 | 248,100.00 |            |        |            |            |            |
| AQ | 36533                | Enstor Katy Storage and Transportation, L.P.   | 03/23/2009 | 1.00:1     | 3,850.00   | 770.00 | 1,540.00   | 1,540.00   | 1,540.00   |

\* There are Multiple Respondent Names associated to this Case No.

## Appendix 8: List of SEP's & SEP Projects FY2009

### Single Program

|    |                      |  |            |        |           |        |           |           |           |
|----|----------------------|--|------------|--------|-----------|--------|-----------|-----------|-----------|
|    | POLLUTION PREVENTION | The Respondent will contribute to Houston-Galveston AERCO's Clean Cities/Clean Vehicles Program in Harris County. The contribution will be used in accordance with the Supplemental Environmental Project Agreement between the Houston-Galveston AERCO and the Texas Commission on Environmental Quality. SEP monies will be used to aid local school districts and area transit agencies in reaching local match requirements mandated by the Federal Highway Administration's ("FHWA") Congestion Mitigation/Air Quality funding program. SEP monies will be disbursed to school districts and transit agencies in need of funding assistance in the Houston-Galveston non-attainment area. Those SEP monies will be used exclusively by the school districts and transit agencies as supplements to meet the local match requirements of the EPA. SEP monies will be used to pay for the cost of replacing older diesel buses with alternative fueled or clean diesel buses. The old buses will be permanently retired and only sold for scrap. The schools and transit agencies will also use the SEP monies to retrofit more buses to reduce emissions. Houston-Galveston AERCO will send the TCEQ verification in the form of paid invoices and other documentation to show that the retrofits were completed. Retrofit technologies include particulate matter traps, diesel particulate matter filters, NOx reduction catalyst technology in combination with diesel particulate filters, and other emission control technologies that are developed and approved by EPA or the California Air Resources Board. |            |        |           |        | 1,540.00  | 1,540.00  |           |
| AQ | 35295                | La Porte Methanol Company, L.P.  | 09/22/2008 | 1.00:1 | 3,925.00  | 785.00 | 1,570.00  | 1,570.00  | 1,570.00  |
|    | POLLUTION PREVENTION | The Respondent will contribute to Houston-Galveston AERCO's Clean Cities/Clean Vehicles Program in Harris County. The contribution will be used in accordance with the Supplemental Environmental Project Agreement between the Houston-Galveston AERCO and the Texas Commission on Environmental Quality. SEP monies will be used to aid local school districts and area transit agencies in reaching local match requirements mandated by the Federal Highway Administration's ("FHWA") Congestion Mitigation/Air Quality funding program. SEP monies will be disbursed to school districts and transit agencies in need of funding assistance in the Houston-Galveston non-attainment area. Those SEP monies will be used exclusively by the school districts and transit agencies as supplements to meet the local match requirements of the EPA. SEP monies will be used to pay for the cost of replacing older diesel buses with alternative fueled or clean diesel buses. The old buses will be permanently retired and only sold for scrap. The schools and transit agencies will also use the SEP monies to retrofit more buses to reduce emissions. Houston-Galveston AERCO will send the TCEQ verification in the form of paid invoices and other documentation to show that the retrofits were completed. Retrofit technologies include particulate matter traps, diesel particulate matter filters, NOx reduction catalyst technology in combination with diesel particulate filters, and other emission control technologies that are developed and approved by EPA or the California Air Resources Board. |            |        |           |        | 1,570.00  | 1,570.00  |           |
| AQ | 35743                | Shell Chemical LP *  | 12/04/2008 | 1.00:1 | 43,970.00 | 0.00   | 21,985.00 | 21,985.00 | 21,985.00 |

\* There are Multiple Respondent Names associated to this Case No.

## Appendix 8: List of SEP's & SEP Projects FY2009

### Single Program

|    |                     |  |            |        |           |          |           |           |           |
|----|---------------------|--|------------|--------|-----------|----------|-----------|-----------|-----------|
|    | POLLUTION REDUCTION | The contribution will be used in accordance with the Supplemental Environmental Project Agreement between the Houston-Galveston AERCO and the Texas Commission on Environmental Quality. SEP monies will be used to aid local school districts and area transit agencies in reaching local match requirements mandated by the Federal Highway Administration's ("FHWA") Congestion Mitigation/Air Quality funding program. SEP monies will be disbursed to school districts and transit agencies in need of funding assistance in the Houston-Galveston non-attainment area. Those SEP monies will be used exclusively by the school districts and transit agencies as supplements to meet the local match requirements of the EPA. SEP monies will be used to pay for the cost of replacing older diesel buses with alternative fueled or clean diesel buses. The old buses will be permanently retired and only sold for scrap. The schools and transit agencies will also use the SEP monies to retrofit more buses to reduce emissions. Houston-Galveston AERCO will send the TCEQ verification in the form of paid invoices and other documentation to show that the retrofits were completed. Retrofit technologies include particulate matter traps, diesel particulate matter filters, NOx reduction catalyst technology in combination with diesel particulate filters, and other emission control technologies that are developed and approved by EPA or the California Air Resources Board. |            |        |           |          | 21,985.00 | 21,985.00 |           |
| AQ | 36114               | Eagle Rock Field Services, L.P.  | 03/23/2009 | 1.00:1 | 8,241.00  | 1,648.00 | 3,297.00  | 3,296.00  | 3,296.00  |
|    | CLEAN UP            | The Respondent shall contribute to the Third-Party Recipient pursuant to the agreement between the Third-Party Recipient and the TCEQ. Specifically, the contribution will be used to coordinate with city and/or county governmental officials regarding the clean up of sites where trash has been disposed of illegally. Eligible sites will be limited to those where a responsible party can not be identified and where there is no pre-existing obligation to clean up the site by the owner or the government. Additionally, reasonable efforts must have already been taken to prevent the dumping. SEP monies will be used to pay for the direct cost of collection and disposal of debris. All dollars contributed will be used solely for the direct cost of the project and no portion will be spent on administrative costs. The SEP will be done in accordance with all federal, state and local environmental laws and regulations.  |            |        |           |          |           | 3,296.00  | 3,296.00  |
| AQ | 31118               | Chevron Phillips Chemical Company, LP  | 12/20/2008 | 1.00:1 | 92,677.00 | 0.00     | 46,339.00 | 46,338.00 | 46,338.00 |
|    | POLLUTION REDUCTION | SEP funds will be used to The SETRPC will use the funds to conduct home energy audits and to assist low income residents in the West Port Arthur area by weatherizing their homes which will improve their homes' energy efficiency. SEP monies will be used to pay for the cost of caulking and insulating the homes and appliances as well as for replacing heating and cooling systems and major appliances with new, energy efficient equipment.   |            |        |           |          |           | 46,338.00 | 46,338.00 |
| AQ | 36587               | Vopak Logistics Services USA Inc.  | 04/05/2009 | 1.00:1 | 5,825.00  | 1,165.00 | 2,330.00  | 2,330.00  | 2,330.00  |

\* There are Multiple Respondent Names associated to this Case No.



## Appendix 8: List of SEP's & SEP Projects FY2009

### Single Program

|    |                      |  |            |        |            |          |            |           |           |
|----|----------------------|--|------------|--------|------------|----------|------------|-----------|-----------|
|    | POLLUTION PREVENTION | The Respondent will contribute to Houston-Galveston AERCO's Clean Cities/Clean Vehicles Program in Harris County. The contribution will be used in accordance with the Supplemental Environmental Project Agreement between the Houston-Galveston AERCO and the Texas Commission on Environmental Quality. SEP monies will be used to aid local school districts and area transit agencies in reaching local match requirements mandated by the Federal Highway Administration's ("FHWA") Congestion Mitigation/Air Quality funding program. SEP monies will be disbursed to school districts and transit agencies in need of funding assistance in the Houston-Galveston non-attainment area. Those SEP monies will be used exclusively by the school districts and transit agencies as supplements to meet the local match requirements of the EPA. SEP monies will be used to pay for the cost of replacing older diesel buses with alternative fueled or clean diesel buses. The old buses will be permanently retired and only sold for scrap. The schools and transit agencies will also use the SEP monies to retrofit more buses to reduce emissions. Houston-Galveston AERCO will send the TCEQ verification in the form of paid invoices and other documentation to show that the retrofits were completed. Retrofit technologies include particulate matter traps, diesel particulate matter filters, NOx reduction catalyst technology in combination with diesel particulate filters, and other emission control technologies that are developed and approved by EPA or the California Air Resources Board. |            |        |            |          | 2,330.00   | 2,330.00  |           |
| AQ | 36335                | Honeywell International, Inc.  | 03/12/2009 | 1.00:1 | 2,700.00   | 540.00   | 1,080.00   | 1,080.00  | 1,080.00  |
|    | POLLUTION PREVENTION | The Respondent shall contribute the SEP Offset Amount to the Third-Party Recipient named above. The contribution will be to Texas PTA for the Clean School Bus Program in Orange County as set forth in an agreement between the Third-Party Recipient and the TCEQ. Specifically, the contribution will be used to reimburse local school districts for the cost of the following activities to reduce emissions: 1) replacing older diesel buses with alternative fueled or clean diesel buses; or 2) retrofitting older diesel buses with new, cleaner technology. All dollars contributed will be used solely for the direct cost of the project and no portion will be spent on administrative costs. The SEP will be done in accordance with all federal, state and local environmental laws and regulations.  |            |        |            |          | 1,080.00   | 1,080.00  |           |
| AQ | 34452                | Lehigh Cement Company  | 08/23/2009 | 1.00:1 | 160,140.00 | 0.00     | 104,550.00 | 55,590.00 | 55,590.00 |
|    | POLLUTION REDUCTION  | The contribution will be used to reimburse local school districts for the cost of retrofitting or replacing school buses with cleaner technology buses to reduce air pollution emissions.  |            |        |            |          | 55,590.00  | 55,590.00 |           |
| AQ | 37109                | Huntsman Polymers Corporation  | 07/09/2009 | 1.00:1 | 45,208.00  | 9,041.00 | 18,084.00  | 18,083.00 | 18,083.00 |
|    | CLEAN UP             | The Respondent shall contribute the SEP Offset Amount to the Third-Party Recipient named above. The contribution will be to Keep Odessa Beautiful, Inc. for the Household Hazardous Waste, Tire Collection, and Recycling program as set forth in an agreement between the Third-Party Recipient and the TCEQ. Specifically, the contribution will be used to provide citizens and schools with a safe and convenient opportunity to properly dispose of harmful chemicals and prevent illegal dumping of harmful wastes or tires. The following types of materials will be accepted: batteries, oil and oil filters, paints, household and/or school chemicals, and used tires. The items collected in these events will be either reused or properly disposed. Citizens may "reuse" unused portions of properly labelled and handled chemical products through the reusable materials exchange. All dollars contributed will be used solely for the direct cost of the project and no portion will be spent on administrative costs. The SEP will be done in accordance with all federal, state and local environmental laws and regulations.  |            |        |            |          | 18,083.00  | 18,083.00 |           |

\* There are Multiple Respondent Names associated to this Case No.

## Appendix 8: List of SEP's & SEP Projects FY2009

### Single Program

|    |       |                                       |   |        |           |          |           |           |           |
|----|-------|---------------------------------------|---|--------|-----------|----------|-----------|-----------|-----------|
| AQ | 36588 | Chevron Phillips Chemical Company, LP | 04/20/2009  | 1.00:1 | 27,350.00 | 0.00     | 13,675.00 | 13,675.00 | 13,675.00 |
|    |       | POLLUTION PREVENTION                  | The Respondent shall contribute to the Third-Party Recipient pursuant to the agreement between the Third-Party Recipient and the TCEQ. Specifically, the contribution will be used to conduct home energy audits and to assist low income residents in the West Port Arthur area by weatherizing their homes which will improve their homes' energy efficiency. SEP monies will be used to pay for the cost of caulking and insulating homes, replacing heating and cooling systems and major appliances with new, energy efficient equipment.  |        |           |          |           | 13,675.00 | 13,675.00 |
| AQ | 36506 | Exxon Mobil Corporation               | 04/05/2009  | 1.00:1 | 30,400.00 | 6,080.00 | 12,160.00 | 12,160.00 | 12,160.00 |
|    |       | POLLUTION PREVENTION                  | The Respondent will contribute to Houston-Galveston AERCO's Clean Cities/Clean Vehicles Program in Liberty County. The contribution will be used in accordance with the Supplemental Environmental Project Agreement between the Houston-Galveston AERCO and the Texas Commission on Environmental Quality. SEP monies will be used to aid local school districts and area transit agencies in reaching local match requirements mandated by the Federal Highway Administration's ("FHWA") Congestion Mitigation/Air Quality funding program. SEP monies will be disbursed to school districts and transit agencies in need of funding assistance in the Houston-Galveston non-attainment area. Those SEP monies will be used exclusively by the school districts and transit agencies as supplements to meet the local match requirements of the EPA. SEP monies will be used to pay for the cost of replacing older diesel buses with alternative fueled or clean diesel buses. The old buses will be permanently retired and only sold for scrap. The schools and transit agencies will also use the SEP monies to retrofit more buses to reduce emissions. Houston-Galveston AERCO will send the TCEQ verification in the form of paid invoices and other documentation to show that the retrofits were completed. Retrofit technologies include particulate matter traps, diesel particulate matter filters, NOx reduction catalyst technology in combination with diesel particulate filters, and other emission control technologies that are developed and approved by EPA or the California Air Resources Board. |        |           |          |           | 12,160.00 | 12,160.00 |
| AQ | 31785 | LI Holdings, Inc.                     | 07/20/2009  | 1.00:1 | 28,378.00 | 0.00     | 14,189.00 | 14,189.00 | 14,189.00 |
|    |       | POLLUTION PREVENTION                  | The Respondent shall contribute the SEP Offset Amount to the Third-Party Recipient named above. The contribution will be to Texas PTA for the Clean School Bus Program in Freestone County as set forth in an agreement between the Third-Party Recipient and the TCEQ. Specifically, the contribution will be used to reimburse local school districts for the cost of the following activities to reduce emissions: 1) replacing older diesel buses with alternative fueled or clean diesel buses; or 2) retrofitting older diesel buses with new, cleaner technology. All dollars contributed will be used solely for the direct cost of the project and no portion will be spent on administrative costs. The SEP will be done in accordance with all federal, state and local environmental laws and regulations.  |        |           |          |           | 14,189.00 | 14,189.00 |
| AQ | 36620 | KM Liquids Terminals LLC              | 03/23/2009  | 1.00:1 | 10,000.00 | 0.00     | 5,000.00  | 5,000.00  | 5,000.00  |

\* There are Multiple Respondent Names associated to this Case No.

## Appendix 8: List of SEP's & SEP Projects FY2009

### Single Program

|    |                      |  |            |        |           |          |           |           |           |
|----|----------------------|--|------------|--------|-----------|----------|-----------|-----------|-----------|
|    | POLLUTION PREVENTION | The Respondent will contribute to Houston-Galveston AERCO's Clean Cities/Clean Vehicles Program in Harris County. The contribution will be used in accordance with the Supplemental Environmental Project Agreement between the Houston-Galveston AERCO and the Texas Commission on Environmental Quality. SEP monies will be used to aid local school districts and area transit agencies in reaching local match requirements mandated by the Federal Highway Administration's ("FHWA") Congestion Mitigation/Air Quality funding program. SEP monies will be disbursed to school districts and transit agencies in need of funding assistance in the Houston-Galveston non-attainment area. Those SEP monies will be used exclusively by the school districts and transit agencies as supplements to meet the local match requirements of the EPA. SEP monies will be used to pay for the cost of replacing older diesel buses with alternative fueled or clean diesel buses. The old buses will be permanently retired and only sold for scrap. The schools and transit agencies will also use the SEP monies to retrofit more buses to reduce emissions. Houston-Galveston AERCO will send the TCEQ verification in the form of paid invoices and other documentation to show that the retrofits were completed. Retrofit technologies include particulate matter traps, diesel particulate matter filters, NOx reduction catalyst technology in combination with diesel particulate filters, and other emission control technologies that are developed and approved by EPA or the California Air Resources Board. |            |        |           |          | 5,000.00  | 5,000.00  |           |
| AQ | 36687                | Norit Americas, Inc.   | 06/01/2009 | 1.00:1 | 28,760.00 | 5,752.00 | 11,504.00 | 11,504.00 | 11,504.00 |
|    | POLLUTION PREVENTION | The Respondent shall contribute the SEP Offset Amount to the Third-Party Recipient named above. The contribution will be to Texas PTA for the Clean School Bus Program in Harrison County as set forth in an agreement between the Third-Party Recipient and the TCEQ. Specifically, the contribution will be used to reimburse local school districts for the cost of the following activities to reduce emissions: 1) replacing older diesel buses with alternative fueled or clean diesel buses; or 2) retrofitting older diesel buses with new, cleaner technology. All dollars contributed will be used solely for the direct cost of the project and no portion will be spent on administrative costs. The SEP will be done in accordance with all federal, state and local environmental laws and regulations.  |            |        |           |          | 11,504.00 | 11,504.00 |           |
| AQ | 35696                | Equistar Chemicals, LP   | 10/23/2008 | 1.00:1 | 6,000.00  | 1,200.00 | 2,400.00  | 2,400.00  | 2,400.00  |
|    | CLEAN UP             | The Respondent shall contribute the SEP Amount to the Third-Party Recipient pursuant to the agreement between the Third-Party Recipient and the TCEQ. Specifically, the contribution will be used to cleanup unauthorized dump sites, recycle materials when feasible, and properly dispose of all waste. Eligible sites will be limited to those where a responsible party cannot be found or is unable to clean the site and where reasonable efforts have been made to prevent the dumping.<br><br>SEP monies will be used for the direct cost of collection and disposal of waste. No SEP monies will be spent on administrative costs.  |            |        |           |          | 2,400.00  | 2,400.00  |           |
| AQ | 528                  | Citgo Refining and Chemicals Company L.P.  | 08/23/2009 | 1.00:1 | 68,640.00 | 0.00     | 34,320.00 | 34,320.00 | 34,320.00 |
|    | POLLUTION REDUCTION  | The contribution will be used to reimburse local school districts for the cost of retrofitting or replacing school buses with cleaner technology buses to reduce air pollution emissions.  |            |        |           |          | 34,320.00 | 34,320.00 |           |
| AQ | 34572                | The Premcor Refining Group Inc.  | 01/30/2009 | 1.00:1 | 14,641.00 | 0.00     | 7,321.00  | 7,320.00  | 7,320.00  |

\* There are Multiple Respondent Names associated to this Case No.

## Appendix 8: List of SEP's & SEP Projects FY2009

### Single Program

|    |       |  |  |        |            |           |            |            |            |
|----|-------|--|--|--------|------------|-----------|------------|------------|------------|
|    |       | POLLUTION PREVENTION                         | The Respondent shall contribute to the Third-Party Recipient pursuant to the agreement between the Third-Party Recipient and the TCEQ. Specifically, the contribution will be used to conduct home energy audits and to assist low income residents in the West Port Arthur area by weatherizing their homes which will improve their homes' energy efficiency. SEP monies will be used to pay for the cost of caulking and insulating homes, replacing heating and cooling systems and major appliances with new, energy efficient equipment.   |        |            |           | 7,320.00   | 7,320.00   |            |
| AQ | 31081 | BASF FINA Petrochemicals Limited Partnership | 12/20/2008   | 1.00:1 | 203,125.00 | 0.00      | 101,563.00 | 101,562.00 | 101,562.00 |
|    |       | POLLUTION REDUCTION                          | Home energy audits in the West Port Arthur area  |        |            |           |            | 101,562.00 | 101,562.00 |
| AQ | 35768 | Mobil Chemical Company Inc.                  | 11/06/2008   | 1.00:1 | 2,725.00   | 545.00    | 1,090.00   | 1,090.00   | 1,090.00   |
|    |       | POLLUTION REDUCTION                          | The Respondent shall contribute the SEP Amount to the Third-Party Recipient pursuant to the agreement between the Third-Party Recipient and the TCEQ. Specifically, the contribution will be used to install, operate, and maintain a stationary ambient air monitoring station in the vicinity of Memorial High School Ninth Grade Campus. The station will employ canister sampling, a hydrocarbon analyzer, and/or a chromatograph. Ancillary equipment will include a sample conditioning system, a ten meter meteorological tower, a climate controlled equipment shelter, a remote communications system, and have electronic data logging capabilities. The station will continuously sample and analyze the ambient air for a wide range of hydrocarbon species in accordance with Environmental Protection Agency's recommended "TO-14" list. SEP monies will be used for the cost of purchasing, installing, operating, and maintaining the air monitoring station along with its ancillary equipment. |        |            |           | 1,090.00   | 1,090.00   |            |
| AQ | 37006 | Huntsman Petrochemical Corporation           | 08/31/2009   | 1.00:1 | 28,615.00  | 0.00      | 14,308.00  | 14,307.00  | 14,307.00  |
|    |       | POLLUTION PREVENTION                         | The Respondent shall contribute to the Third-Party Recipient pursuant to the agreement between the Third-Party Recipient and the TCEQ. Specifically, the Third-Party Recipient will contribute to Jefferson County for its Retrofit/Replacement of Heavy Equipment and Vehicles with Alternative Fueled Equipment and Vehicles. Specifically, the contribution will be used to purchase alternative fueled equipment such as propane or electric powered lawn mowers, propane powered light duty and heavy equipment, and alternative fueled vehicles and retire diesel and gasoline powered equipment and vehicles. Jefferson County will also convert current equipment and vehicles to alternative fueled equipment in order to lower emissions.  |        |            |           | 14,307.00  | 14,307.00  |            |
| AQ | 35304 | Exxon Mobil Corporation                      | 10/06/2008   | 1.00:1 | 65,300.00  | 13,060.00 | 26,120.00  | 26,120.00  | 26,120.00  |

\* There are Multiple Respondent Names associated to this Case No.

## Appendix 8: List of SEP's & SEP Projects FY2009

### Single Program

|                      |       |  |            |        |           |          |           |           |           |
|----------------------|-------|--|------------|--------|-----------|----------|-----------|-----------|-----------|
| POLLUTION PREVENTION |       | The Respondent will contribute to Houston-Galveston AERCO's Clean Cities/Clean Vehicles Program in Harris County. The contribution will be used in accordance with the Supplemental Environmental Project Agreement between the Houston-Galveston AERCO and the Texas Commission on Environmental Quality. SEP monies will be used to aid local school districts and area transit agencies in reaching local match requirements mandated by the Federal Highway Administration's ("FHWA") Congestion Mitigation/Air Quality funding program. SEP monies will be disbursed to school districts and transit agencies in need of funding assistance in the Houston-Galveston non-attainment area. Those SEP monies will be used exclusively by the school districts and transit agencies as supplements to meet the local match requirements of the EPA. SEP monies will be used to pay for the cost of replacing older diesel buses with alternative fueled or clean diesel buses. The old buses will be permanently retired and only sold for scrap. The schools and transit agencies will also use the SEP monies to retrofit more buses to reduce emissions. Houston-Galveston AERCO will send the TCEQ verification in the form of paid invoices and other documentation to show that the retrofits were completed. Retrofit technologies include particulate matter traps, diesel particulate matter filters, NOx reduction catalyst technology in combination with diesel particulate filters, and other emission control technologies that are developed and approved by EPA or the California Air Resources Board. |            |        |           |          | 26,120.00 | 26,120.00 |           |
| AQ                   | 35830 | The Premcor Refining Group Inc.  | 02/22/2009 | 1.00:1 | 46,213.00 | 0.00     | 23,107.00 | 23,106.00 | 23,106.00 |
| POLLUTION PREVENTION |       | The Respondent shall contribute to the Third-Party Recipient pursuant to the agreement between the Third-Party Recipient and the TCEQ. Specifically, the contribution will be used to conduct home energy audits and to assist low income residents in the West Port Arthur area by weatherizing their homes which will improve their homes' energy efficiency. SEP monies will be used to pay for the cost of caulking and insulating homes, replacing heating and cooling systems and major appliances with new, energy efficient equipment.   |            |        |           |          | 23,106.00 | 23,106.00 |           |
| AQ                   | 37263 | Huntsman Petrochemical Corporation   | 08/23/2009 | 1.00:1 | 19,050.00 | 3,810.00 | 7,620.00  | 7,620.00  | 7,620.00  |
| POLLUTION PREVENTION |       | The Respondent shall contribute to the Third-Party Recipient pursuant to the agreement between the Third-Party Recipient and the TCEQ. Specifically, the Third-Party Recipient will contribute to Jefferson County for its Retrofit/Replacement of Heavy Equipment and Vehicles with Alternative Fueled Equipment and Vehicles. Specifically, the contribution will be used to purchase alternative fueled equipment such as propane or electric powered lawn mowers, propane powered light duty and heavy equipment, and alternative fueled vehicles and retire diesel and gasoline powered equipment and vehicles. Jefferson County will also convert current equipment and vehicles to alternative fueled equipment in order to lower emissions.<br><br>All dollars contributed will be used solely for the direct cost of the project and no portion will be spent on administrative costs. The SEP will be done in accordance with all federal, state and local environmental laws and regulations.   |            |        |           |          | 7,620.00  | 7,620.00  |           |
| AQ                   | 18611 | Southwestern Electric Power Company  | 10/23/2008 | 1.00:1 | 98,176.00 | 0.00     | 49,088.00 | 49,088.00 | 49,088.00 |

\* There are Multiple Respondent Names associated to this Case No.

## Appendix 8: List of SEP's & SEP Projects FY2009

### Single Program

|    |                      |  |            |           |            |        |            |            |            |
|----|----------------------|--|------------|-----------|------------|--------|------------|------------|------------|
|    | POLLUTION REDUCTION  | Respondent shall contribute the SEP Amount to the Third-Party Recipient pursuant to the agreement between the Third-Party Recipient and the TCEQ. Specifically, the contributions will be to the Texas Association of Resource Conservation and Development Areas, Inc. ("RC&D") for the Clean School Bus program in Titus County. Specifically, SEP monies for the Clean School Bus program will be used to aid local school districts, area transit agencies, and local governments in need of funding assistance to pay for the cost of retrofitting or replacing older diesel buses with alternative fueled or clean diesel buses to reduce emissions. SEP funds may be used in reaching local match requirements mandated by the Federal Highway Administration's ("FHWA") Congestion Mitigation/Air Quality funding program.   | 49,088.00  | 49,088.00 |            |        |            |            |            |
| AQ | 37161                | Magellan Terminals Holdings, L.P.  | 08/23/2009 | 1.00:1    | 2,750.00   | 550.00 | 1,100.00   | 1,100.00   | 1,100.00   |
|    | POLLUTION PREVENTION | The Respondent will contribute to Houston-Galveston AERCO's Clean Cities/Clean Vehicles Program in Harris County. The contribution will be used in accordance with the Supplemental Environmental Project Agreement between the Houston-Galveston AERCO and the Texas Commission on Environmental Quality. SEP monies will be used to aid local school districts and area transit agencies in reaching local match requirements mandated by the Federal Highway Administration's ("FHWA") Congestion Mitigation/Air Quality funding program. SEP monies will be disbursed to school districts and transit agencies in need of funding assistance in the Houston-Galveston non-attainment area. Those SEP monies will be used exclusively by the school districts and transit agencies as supplements to meet the local match requirements of the EPA. SEP monies will be used to pay for the cost of replacing older diesel buses with alternative fueled or clean diesel buses. The old buses will be permanently retired and only sold for scrap. The schools and transit agencies will also use the SEP monies to retrofit more buses to reduce emissions. Houston-Galveston AERCO will send the TCEQ verification in the form of paid invoices and other documentation to show that the retrofits were completed. Retrofit technologies include particulate matter traps, diesel particulate matter filters, NOx reduction catalyst technology in combination with diesel particulate filters, and other emission control technologies that are developed and approved by EPA or the California Air Resources Board. | 1,100.00   | 1,100.00  |            |        |            |            |            |
| AQ | 32604                | Exxon Mobil Corporation  | 02/08/2009 | 1.00:1    | 40,000.00  | 0.00   | 20,000.00  | 20,000.00  | 20,000.00  |
|    | POLLUTION REDUCTION  | The contribution will be used in accordance with the Supplemental Environmental Project Agreement between the Houston-Galveston AERCO and the Texas Commission on Environmental Quality. SEP monies will be used to aid local school districts and area transit agencies in reaching local match requirements mandated by the Federal Highway Administration's ("FHWA") Congestion Mitigation/Air Quality funding program. SEP monies will be disbursed to school districts and transit agencies in need of funding assistance in the Houston-Galveston non-attainment area. SEP monies will be used to pay for the cost of replacing older diesel buses with alternative fueled or clean diesel buses. The old buses will be permanently retired and only sold for scrap.   | 20,000.00  | 20,000.00 |            |        |            |            |            |
| AQ | 35926                | The Dow Chemical Company   | 06/01/2009 | 1.00:1    | 202,325.00 | 0.00   | 101,163.00 | 101,162.00 | 101,162.00 |

\* There are Multiple Respondent Names associated to this Case No.

## Appendix 8: List of SEP's & SEP Projects FY2009

### Single Program

|    |                      |  |            |            |           |          |           |           |           |
|----|----------------------|--|------------|------------|-----------|----------|-----------|-----------|-----------|
|    | POLLUTION PREVENTION | The Respondent will contribute to Houston-Galveston AERCO's Clean Cities/Clean Vehicles Program in Brazoria County. The contribution will be used in accordance with the Supplemental Environmental Project Agreement between the Houston-Galveston AERCO and the Texas Commission on Environmental Quality. SEP monies will be used to aid local school districts and area transit agencies in reaching local match requirements mandated by the Federal Highway Administration's ("FHWA") Congestion Mitigation/Air Quality funding program. SEP monies will be disbursed to school districts and transit agencies in need of funding assistance in the Houston-Galveston non-attainment area. Those SEP monies will be used exclusively by the school districts and transit agencies as supplements to meet the local match requirements of the EPA. SEP monies will be used to pay for the cost of replacing older diesel buses with alternative fueled or clean diesel buses. The old buses will be permanently retired and only sold for scrap. The schools and transit agencies will also use the SEP monies to retrofit more buses to reduce emissions. Houston-Galveston AERCO will send the TCEQ verification in the form of paid invoices and other documentation to show that the retrofits were completed. Retrofit technologies include particulate matter traps, diesel particulate matter filters, NOx reduction catalyst technology in combination with diesel particulate filters, and other emission control technologies that are developed and approved by EPA or the California Air Resources Board. | 101,162.00 | 101,162.00 |           |          |           |           |           |
| AQ | 36359                | Targa Midstream Services Limited Partnership   | 05/03/2009 | 1.00:1     | 21,602.00 | 0.00     | 10,801.00 | 10,801.00 | 10,801.00 |
|    | POLLUTION PREVENTION | The Respondent will contribute to Barbers Hill Independent School District's ("Barbers Hill ISD") Alternative Fueled Vehicle and Equipment Program in Chambers County. The contribution will be used in accordance with the Supplemental Environmental Project Agreement between Barbers Hill ISD and the Texas Commission on Environmental Quality. SEP monies will be used to retire current diesel-powered or gasoline powered vehicles and equipment and replace those vehicles and equipment with alternative-fueled vehicles and equipment; convert current vehicles and equipment to alternative-fueled equipment; or retrofit current gasoline or diesel-powered equipment.  | 10,801.00  | 10,801.00  |           |          |           |           |           |
| AQ | 37185                | Honeywell International, Inc.  | 08/23/2009 | 1.00:1     | 24,075.00 | 4,815.00 | 9,630.00  | 9,630.00  | 9,630.00  |
|    | POLLUTION PREVENTION | The Respondent shall contribute the SEP Offset Amount to the Third-Party Recipient named above. The contribution will be to Texas PTA for the Texas PTA Clean School Bus Program as set forth in an agreement between the Third-Party Recipient and the TCEQ. Specifically, the contribution will be used to reimburse local school districts for the cost of the following activities to reduce emissions: 1) replacing older diesel buses with alternative fueled or clean diesel buses; or 2) retrofitting older diesel buses with new, cleaner technology. All dollars contributed will be used solely for the direct cost of the project and no portion will be spent on administrative costs. The SEP will be done in accordance with all federal, state and local environmental laws and regulations.   | 9,630.00   | 9,630.00   |           |          |           |           |           |
| AQ | 36025                | Formosa Plastics Corporation, Texas  | 02/22/2009 | 1.00:1     | 8,814.00  | 1,762.00 | 3,526.00  | 3,526.00  | 3,526.00  |

\* There are Multiple Respondent Names associated to this Case No.

## Appendix 8: List of SEP's & SEP Projects FY2009

### Single Program

|    |                      |  |            |        |           |           |           |           |           |
|----|----------------------|--|------------|--------|-----------|-----------|-----------|-----------|-----------|
|    | POLLUTION PREVENTION | The Respondent shall contribute to the Third-Party Recipient pursuant to the agreement between the Third-Party Recipient and the TCEQ. Specifically, the contribution will be used to assist in the rehabilitation of the wastewater treatment system, including: replacement of the main sanitary sewer lift station to prevent sewage overflows or backups of sewage into residences; replacement of the final effluent outfall line at the wastewater treatment facility site; demolition of portions of the former site to alleviate storm water inflow into the chlorine contact chamber; and engineering design and oversight for the project.   |            |        |           |           | 3,526.00  | 3,526.00  |           |
| AQ | 34213                | Shell Chemical LP  | 11/06/2008 | 1.00:1 | 31,540.00 | 0.00      | 15,770.00 | 15,770.00 | 15,770.00 |
|    | POLLUTION REDUCTION  | The Respondent will contribute to Houston-Galveston AERCO's Clean Cities/Clean Vehicles Program in Harris County. The contribution will be used in accordance with the Supplemental Environmental Project Agreement between the Houston-Galveston AERCO and the Texas Commission on Environmental Quality. SEP monies will be used to aid local school districts and area transit agencies in reaching local match requirements mandated by the Federal Highway Administration's ("FHWA") Congestion Mitigation/Air Quality funding program. SEP monies will be disbursed to school districts and transit agencies in need of funding assistance in the Houston-Galveston non-attainment area. Those SEP monies will be used exclusively by the school districts and transit agencies as supplements to meet the local match requirements of the EPA. SEP monies will be used to pay for the cost of replacing older diesel buses with alternative fueled or clean diesel buses. The old buses will be permanently retired and only sold for scrap. The schools and transit agencies will also use the SEP monies to retrofit more buses to reduce emissions. Houston-Galveston AERCO will send the TCEQ verification in the form of paid invoices and other documentation to show that the retrofits were completed. Retrofit technologies include particulate matter traps, diesel particulate matter filters, NOx reduction catalyst technology in combination with diesel particulate filters, and other emission control technologies that are developed and approved by EPA or the California Air Resources Board. |            |        |           |           | 15,770.00 | 15,770.00 |           |
| AQ | 35886                | Williamson Printing Corporation  | 11/17/2008 | 1.00:1 | 10,000.00 | 2,000.00  | 4,000.00  | 4,000.00  | 4,000.00  |
|    | POLLUTION REDUCTION  | The Respondent shall contribute the SEP Offset Amount to the Third-Party Recipient named above. The contribution will be to Texas PTA for the Clean School Bus Program as set forth in an agreement between the Third-Party Recipient and the TCEQ. Specifically, the contribution will be used to reimburse local school districts for the cost of the following activities to reduce emissions: 1) replacing older diesel buses with alternative fuelled or clean diesel buses; or 2) retrofitting older diesel buses with new, cleaner technology. All dollars contributed will be used solely for the direct cost of the project and no portion will be spent on administrative costs. The SEP will be done in accordance with all federal, state and local environmental laws and regulations.  |            |        |           |           | 4,000.00  | 4,000.00  |           |
| AQ | 35511                | Texas Petrochemicals LP  | 04/05/2009 | 1.00:1 | 62,369.00 | 12,472.00 | 24,949.00 | 24,948.00 | 24,948.00 |

\* There are Multiple Respondent Names associated to this Case No.



## Appendix 8: List of SEP's & SEP Projects FY2009

### Single Program

|    |                      |   |            |           |            |      |           |           |           |
|----|----------------------|---|------------|-----------|------------|------|-----------|-----------|-----------|
|    | POLLUTION PREVENTION | This SEP will provide significant and discernible environmental benefits to the Harris County area by providing measurements of concentrations of certain air pollutants. The information obtained from this monitoring site will provide the community with more knowledge of the types and quantities of pollutants present in this industrialized area. Data obtained from the monitoring site, and made available to the public, may be used by the TCEQ, EPA, scientists, local government and industry to reduce emissions, as appropriate. Because air quality is an important priority in the Harris County area, this project is focused on providing air quality data that may be used by the TCEQ, local programs, and other stakeholders to investigate and improve knowledge of any identified air quality concerns. Data from the project may be used to detect and track air emissions in near real-time to determine air pollution source locations for enforcement actions, permitting and regulatory decisions, potential future health effects studies and/or as part of a pollution program such as the Environmental Monitoring and Response System. The data also can be used by the TCEQ and the EPA to help determine if additional air quality problems that have not yet been detected exist in the Harris County area.   | 24,948.00  | 24,948.00 |            |      |           |           |           |
| AQ | 36156                | Shell Chemical LP *   | 08/23/2009 | 1.00:1    | 71,900.00  | 0.00 | 35,950.00 | 35,950.00 | 35,950.00 |
|    | POLLUTION PREVENTION | The Respondents will contribute to Houston-Galveston AERCO's Clean Cities/Clean Vehicles Program in Harris County. The contribution will be used in accordance with the Supplemental Environmental Project Agreement between the Houston-Galveston AERCO and the Texas Commission on Environmental Quality. SEP monies will be used to aid local school districts and area transit agencies in reaching local match requirements mandated by the Federal Highway Administration's ("FHWA") Congestion Mitigation/Air Quality funding program. SEP monies will be disbursed to school districts and transit agencies in need of funding assistance in the Houston-Galveston non-attainment area. Those SEP monies will be used exclusively by the school districts and transit agencies as supplements to meet the local match requirements of the EPA. SEP monies will be used to pay for the cost of replacing older diesel buses with alternative fueled or clean diesel buses. The old buses will be permanently retired and only sold for scrap. The schools and transit agencies will also use the SEP monies to retrofit more buses to reduce emissions. Houston-Galveston AERCO will send the TCEQ verification in the form of paid invoices and other documentation to show that the retrofits were completed. Retrofit technologies include particulate matter traps, diesel particulate matter filters, NOx reduction catalyst technology in combination with diesel particulate filters, and other emission control technologies that are developed and approved by EPA or the California Air Resources Board. | 35,950.00  | 35,950.00 |            |      |           |           |           |
| AQ | 33527                | Shell Chemical LP *   | 02/08/2009 | 1.00:1    | 166,530.00 | 0.00 | 83,265.00 | 83,265.00 | 83,265.00 |

\* There are Multiple Respondent Names associated to this Case No.

## Appendix 8: List of SEP's & SEP Projects FY2009

### Single Program

|    |       |   |  |        |           |          |           |           |
|----|-------|---|--|--------|-----------|----------|-----------|-----------|
|    |       | POLLUTION REDUCTION                       | The contribution will be used in accordance with the Supplemental Environmental Project Agreement between the Houston-Galveston AERCO and the Texas Commission on Environmental Quality. SEP monies will be used to aid local school districts and area transit agencies in Harris County in reaching local match requirements mandated by the Federal Highway Administration's ("FHWA") Congestion Mitigation/Air Quality funding program. SEP monies will be disbursed to school districts and transit agencies in need of funding assistance in the Houston-Galveston non-attainment area. Those SEP monies will be used exclusively by the school districts and transit agencies as supplements to meet the local match requirements of the EPA. SEP monies will be used to pay for the cost of replacing older diesel buses with alternative fueled or clean diesel buses. The old buses will be permanently retired and only sold for scrap. |        |           |          | 83,265.00 | 83,265.00 |
| AQ | 37123 | LANXESS Corporation                       | 08/31/2009   | 1.00:1 | 4,524.00  | 904.00   | 1,810.00  | 1,810.00  |
|    |       | ENVIRONMENTAL RESTORATION                 | The Respondent shall contribute the SEP Offset Amount to the Third-Party Recipient named above. The contribution will be to Ducks Unlimited, Inc. for Reforestation and Enhancement of Tony Houseman State Park & Wildlife Management Area at Blue Elbow Swamp as set forth in an agreement between the Third-Party Recipient and the TCEQ. SEP funds will be used for the restoration and enhancement of the forested wetlands at the park. SEP monies will be used to pay for the cost of trees, labor, and for the equipment needed to plant tree and remove undesired exotic species. All dollars contributed will be used solely for the direct cost of the project and no portion will be spent on administrative costs. The SEP will be done in accordance with all federal, state and local environmental laws and regulations.  |        |           |          | 1,810.00  | 1,810.00  |
| AQ | 36818 | Citgo Refining and Chemicals Company L.P. | 06/15/2009   | 1.00:1 | 20,459.00 | 4,091.00 | 8,184.00  | 8,184.00  |
|    |       | POLLUTION PREVENTION                      | The Respondent shall contribute to the Third-Party Recipient pursuant to the agreement between the Third-Party Recipient and the TCEQ. Specifically, the contribution will be used to implement the AutoCheck program. AutoCheck is a remote sensing system that detects polluting vehicles as they drive past the system. Motorists are informed if their vehicles are polluting via a large electronic sign. Once a vehicle is identified, qualified service stations perform repairs on these vehicles. Pre and post emissions tests are performed and tracked, and the service stations are reimbursed for their expenses. The monies shall be used to only pay for the repair vouchers, equipment maintenance, and a program operator. The operator shall only work on the AutoCheck program.   |        |           |          | 8,184.00  | 8,184.00  |
| AQ | 35080 | The Dow Chemical Company                  | 02/08/2009   | 1.00:1 | 30,000.00 | 0.00     | 15,000.00 | 15,000.00 |
|    |       | POLLUTION REDUCTION                       | The contribution will be used in accordance with the Supplemental Environmental Project Agreement between the Houston-Galveston AERCO and the Texas Commission on Environmental Quality. SEP monies will be used to aid local school districts and area transit agencies in reaching local match requirements mandated by the Federal Highway Administration's ("FHWA") Congestion Mitigation/Air Quality funding program. SEP monies will be disbursed to school districts and transit agencies in need of funding assistance in the Houston-Galveston non-attainment area. Those SEP monies will be used exclusively by the school districts and transit agencies as supplements to meet the local match requirements of the EPA. SEP monies will be used to pay for the cost of replacing older diesel buses with alternative fueled or clean diesel buses. The old buses will be permanently retired and only sold for scrap.                  |        |           |          | 15,000.00 | 15,000.00 |

\* There are Multiple Respondent Names associated to this Case No.

## Appendix 8: List of SEP's & SEP Projects FY2009

### Single Program

|    |       |   |   |        |           |          |           |           |           |
|----|-------|---|---|--------|-----------|----------|-----------|-----------|-----------|
| AQ | 32866 | Diamond Shamrock Refining Company, L.P. | 04/05/2009  | 1.00:1 | 30,750.00 | 0.00     | 15,375.00 | 15,375.00 | 15,375.00 |
|    |       | CLEAN UP                                | The Respondent shall contribute to the Third-Party Recipient pursuant to the agreement between the Third-Party Recipient and the TCEQ. Specifically, the contribution will be used to coordinate with city and/or county governmental officials regarding the clean up of sites where trash has been disposed of illegally. Eligible sites will be limited to those where a responsible party can not be identified and where there is no pre-existing obligation to clean up the site by the owner or the government. Additionally, reasonable efforts must have already been taken to prevent the dumping. SEP monies will be used to pay for the direct cost of collection and disposal of debris. All dollars contributed will be used solely for the direct cost of the project and no portion will be spent on administrative costs. The SEP will be done in accordance with all federal, state and local environmental laws and regulations. |        |           |          |           | 15,375.00 | 15,375.00 |
| AQ | 37365 | Chevron Phillips Chemical Company, LP   | 08/31/2009  | 1.00:1 | 9,750.00  | 1,950.00 | 3,900.00  | 3,900.00  | 3,900.00  |
|    |       | POLLUTION PREVENTION                    | The Respondent will contribute to Barbers Hill Independent School District's ("Barbers Hill ISD") Energy Efficiency in Chambers County. The contribution will be used in accordance with the Supplemental Environmental Project Agreement between Barbers Hill ISD and the Texas Commission on Environmental Quality. SEP monies will be used to perform energy efficiency upgrades on public buildings and infrastructure. Specifically, the SEP funds may only be used for: 1) the cost of conducting energy efficiency audits; 2) the incremental cost for construction or implementation of energy-efficiency upgrades; 3) the incremental cost of the purchase of more energy-efficient equipment or appliances; and/or 4) or other direct costs authorized in advance by TCEQ.  |        |           |          |           | 3,900.00  | 3,900.00  |
| AQ | 35039 | Shumard Corporation                     | 04/05/2009  | 1.00:1 | 32,500.00 | 6,500.00 | 13,000.00 | 13,000.00 | 13,000.00 |
|    |       | POLLUTION PREVENTION                    | The Respondent shall contribute the SEP Amount to the Third-Party Recipient pursuant to the agreement between the Third-Party Recipient and the TCEQ. Specifically, the contribution will be used to host a one-day even in Tarrant County where 167 operational gas-powered walk-behind lawn mowers may be traded in for a discount on a clean-running electric mower. The City of Fort Worth ("the City") shall coordinate with retailers and/or manufacturers to provide a 20% discount off the retail cost of electric mowers. The City will pay 40% of the retail cost with SEP funds to keep out-of-pocket consumer costs comparable to that of buying a gas-powered mower. The discounted price for the consumer will be approximately \$209 for an electric mower that usually costs \$449.   |        |           |          |           | 13,000.00 | 13,000.00 |
| AQ | 35593 | ConocoPhillips Company                  | 02/08/2009  | 1.00:1 | 40,150.00 | 8,030.00 | 16,060.00 | 16,060.00 | 16,060.00 |
|    |       | CLEAN UP                                | The Respondent shall contribute to the Third-Party Recipient pursuant to the agreement between the Third-Party Recipient and the TCEQ. Specifically, the contribution will be used to coordinate with city and/or county governmental officials regarding the clean up of sites where trash has been disposed of illegally. Eligible sites will be limited to those where a responsible party can not be identified and where there is no pre-existing obligation to clean up the site by the owner or the government. Additionally, reasonable efforts must have already been taken to prevent the dumping. SEP monies will be used to pay for the direct cost of collection and disposal of debris. All dollars contributed will be used solely for the direct cost of the project and no portion will be spent on administrative costs. The SEP will be done in accordance with all federal, state and local environmental laws and regulations. |        |           |          |           | 16,060.00 | 16,060.00 |
| AQ | 36029 | Flint Hills Resources, LP               | 01/30/2009  | 1.00:1 | 27,100.00 | 5,420.00 | 10,840.00 | 10,840.00 | 10,840.00 |

\* There are Multiple Respondent Names associated to this Case No.

## Appendix 8: List of SEP's & SEP Projects FY2009

### Single Program

|    |       |   |   |        |            |           |           |           |
|----|-------|---|---|--------|------------|-----------|-----------|-----------|
|    |       | POLLUTION REDUCTION                       | The Respondent shall contribute to the Third-Party Recipient pursuant to the agreement between the Third-Party Recipient and the TCEQ. Specifically, the contribution will be used to conduct home energy audits and to assist low income residents in the West Port Arthur area by weatherizing their homes which will improve their homes' energy efficiency. SEP monies will be used to pay for the cost of caulking and insulating homes, replacing heating and cooling systems and major appliances with new, energy efficient equipment.  |        |            |           | 10,840.00 | 10,840.00 |
| AQ | 36623 | Huntsman Petrochemical Corporation        | 05/03/2009  | 1.00:1 | 117,715.00 | 23,543.00 | 47,086.00 | 47,086.00 |
|    |       | POLLUTION PREVENTION                      | The Respondent shall contribute to the Third-Party Recipient pursuant to the agreement between the Third-Party Recipient and the TCEQ. Specifically, the Third-Party Recipient will contribute to Jefferson County for its Retrofit/Replacement of Heavy Equipment and Vehicles with Alternative Fueled Equipment and Vehicles. Specifically, the contribution will be used to purchase alternative fueled equipment such as propane or electric powered lawn mowers, propane powered light duty and heavy equipment, and alternative fueled vehicles and retire diesel and gasoline powered equipment and vehicles. Jefferson County will also convert current equipment and vehicles to alternative fueled equipment in order to lower emissions.   |        |            |           | 47,086.00 | 47,086.00 |
| AQ | 35904 | Building Materials Corporation of America | 02/08/2009  | 1.00:1 | 50,925.00  | 10,185.00 | 20,370.00 | 20,370.00 |
|    |       | POLLUTION REDUCTION                       | The Respondent shall contribute the SEP Offset Amount to the Third-Party Recipient named above. The contribution will be to Texas PTA for the Clean School Bus Program in Dallas County as set forth in an agreement between the Third-Party Recipient and the TCEQ. Specifically, the contribution will be used to reimburse local school districts for the cost of the following activities to reduce emissions: 1) replacing older diesel buses with alternative fuelled or clean diesel buses; or 2) retrofitting older diesel buses with new, cleaner technology. All dollars contributed will be used solely for the direct cost of the project and no portion will be spent on administrative costs. The SEP will be done in accordance with all federal, state and local environmental laws and regulations.  |        |            |           | 20,370.00 | 20,370.00 |
| AQ | 35880 | ExxonMobil Oil Corporation                | 02/08/2009  | 1.00:1 | 17,250.00  | 3,450.00  | 6,900.00  | 6,900.00  |
|    |       | POLLUTION REDUCTION                       | The Respondent shall contribute to the Third-Party Recipient pursuant to the agreement between the Third-Party Recipient and the TCEQ. Specifically, the contribution will be used to aid local school districts, area transit agencies, and local governments in need of funding assistance to pay for the cost of the following activities to reduce emissions: 1) replacing older diesel buses with alternative fuelled or clean diesel buses; or 2) retrofitting older diesel buses with new, cleaner technology. The funds will be disbursed on a needs-rated basis, using non-attainment area status, condition of buses, and economic status of the recipient as possible rating factors if competition for the funds exists. To maximize funds, retrofitting will take priority over replacement of buses. Older buses deemed not suitable for retrofitting will be permanently retired and sold only for scrap.<br><br>Acceptable retrofit technologies include particulate matter traps, diesel particulate matter filters, nitrogen oxides (NOx) reduction catalyst technology in combination with diesel particulate filters, and other emission control technologies that are developed and approved by the United States Environmental Protection Agency ("EPA") or the California Air Resources Board. |        |            |           | 6,900.00  | 6,900.00  |
| AQ | 36931 | Lide Industries LLC                       | 07/20/2009  | 1.00:1 | 30,100.00  | 0.00      | 15,050.00 | 15,050.00 |

\* There are Multiple Respondent Names associated to this Case No.

## Appendix 8: List of SEP's & SEP Projects FY2009

### Single Program

|    |                      |  |            |           |           |           |           |           |           |
|----|----------------------|--|------------|-----------|-----------|-----------|-----------|-----------|-----------|
|    | POLLUTION PREVENTION | The Respondent shall contribute the SEP Offset Amount to the Third-Party Recipient named above. The contribution will be to Texas PTA for the Clean School Bus Program in Freestone County as set forth in an agreement between the Third-Party Recipient and the TCEQ. Specifically, the contribution will be used to reimburse local school districts for the cost of the following activities to reduce emissions: 1) replacing older diesel buses with alternative fuelled or clean diesel buses; or 2) retrofitting older diesel buses with new, cleaner technology. All dollars contributed will be used solely for the direct cost of the project and no portion will be spent on administrative costs. The SEP will be done in accordance with all federal, state and local environmental laws and regulations.  | 15,050.00  | 15,050.00 |           |           |           |           |           |
| AQ | 34300                | Equistar Chemicals, LP   | 09/22/2008 | 1.00:1    | 51,984.00 | 10,396.00 | 20,794.00 | 20,794.00 | 20,794.00 |
|    | POLLUTION REDUCTION  | The Respondent shall contribute to the Third-Party Recipient pursuant to the agreement between the Third-Party Recipient and the TCEQ. Specifically, the contribution will be used to aid local school districts, area transit agencies, and local governments in need of funding assistance to pay for the cost of the following activities to reduce emissions: 1) replacing older diesel buses with alternative fuelled or clean diesel buses; or 2) retrofitting older diesel buses with new, cleaner technology. The funds will be disbursed on a needs-rated basis, using non-attainment area status, condition of buses, and economic status of the recipient as possible rating factors if competition for the funds exists. To maximize funds, retrofitting will take priority over replacement of buses. Older buses deemed not suitable for retrofitting will be permanently retired and sold only for scrap.<br><br>Acceptable retrofit technologies include particulate matter traps, diesel particulate matter filters, nitrogen oxides (NOx) reduction catalyst technology in combination with diesel particulate filters, and other emission control technologies that are developed and approved by the United States Environmental Protection Agency ("EPA") or the California Air Resources Board.  | 20,794.00  | 20,794.00 |           |           |           |           |           |
| AQ | 36406                | Valero Refining-Texas, L.P.  | 02/08/2009 | 1.00:1    | 9,800.00  | 1,960.00  | 3,920.00  | 3,920.00  | 3,920.00  |
|    | POLLUTION PREVENTION | The Respondent will contribute to Houston-Galveston AERCO's Clean Cities/Clean Vehicles Program in Galveston County. The contribution will be used in accordance with the Supplemental Environmental Project Agreement between the Houston-Galveston AERCO and the Texas Commission on Environmental Quality. SEP monies will be used to aid local school districts and area transit agencies in reaching local match requirements mandated by the Federal Highway Administration's ("FHWA") Congestion Mitigation/Air Quality funding program. SEP monies will be disbursed to school districts and transit agencies in need of funding assistance in the Houston-Galveston non-attainment area. Those SEP monies will be used exclusively by the school districts and transit agencies as supplements to meet the local match requirements of the EPA. SEP monies will be used to pay for the cost of replacing older diesel buses with alternative fuelled or clean diesel buses. The old buses will be permanently retired and only sold for scrap. The schools and transit agencies will also use the SEP monies to retrofit more buses to reduce emissions. Houston-Galveston AERCO will send the TCEQ verification in the form of paid invoices and other documentation to show that the retrofits were completed. Retrofit technologies include particulate matter traps, diesel particulate matter filters, NOx reduction catalyst technology in combination with diesel particulate filters, and other emission control technologies that are developed and approved by EPA or the California Air Resources Board. | 3,920.00   | 3,920.00  |           |           |           |           |           |
| AQ | 36077                | DCP Midstream, LP  | 02/22/2009 | 1.00:1    | 7,600.00  | 1,520.00  | 3,040.00  | 3,040.00  | 3,040.00  |

\* There are Multiple Respondent Names associated to this Case No.

## Appendix 8: List of SEP's & SEP Projects FY2009

### Single Program

|    |                      |                             |  |        |          |          |          |          |
|----|----------------------|-----------------------------|--|--------|----------|----------|----------|----------|
|    | CLEAN UP             |                             | The Respondent shall contribute to the Third-Party Recipient pursuant to the agreement between the Third-Party Recipient and the TCEQ. Specifically, the contribution will be used to coordinate with city and/or county governmental officials regarding the clean up of sites where trash has been disposed of illegally. Eligible sites will be limited to those where a responsible party can not be identified and where there is no pre-existing obligation to clean up the site by the owner or the government. Additionally, reasonable efforts must have already been taken to prevent the dumping. SEP monies will be used to pay for the direct cost of collection and disposal of debris. All dollars contributed will be used solely for the direct cost of the project and no portion will be spent on administrative costs. The SEP will be done in accordance with all federal, state and local environmental laws and regulations.  |        |          |          | 3,040.00 | 3,040.00 |
| AQ | 34673                | Valero Refining-Texas, L.P. | 11/17/2008   | 1.00:1 | 5,382.00 | 1,076.00 | 2,153.00 | 2,153.00 |
|    | POLLUTION REDUCTION  |                             | The Respondent shall contribute to the Third-Party Recipient pursuant to the agreement between the Third-Party Recipient and the TCEQ. Specifically, the contribution will be used to implement the AutoCheck program. AutoCheck is a remote sensing system that detects polluting vehicles as they drive past the system. Motorists are informed if their vehicles are polluting via a large electronic sign. Once a vehicle is identified, qualified service stations perform repairs on these vehicles. Pre and post emissions tests are performed and tracked, and the service stations are reimbursed for their expenses. The monies shall be used to only pay for the repair vouchers, equipment maintenance, and a program operator. The operator shall only work on the AutoCheck program.   |        |          |          | 2,153.00 | 2,153.00 |
| AQ | 35777                | Exxon Mobil Corporation     | 11/17/2008   | 1.00:1 | 7,384.00 | 1,476.00 | 2,954.00 | 2,954.00 |
|    | POLLUTION PREVENTION |                             | The Respondent will contribute to Houston-Galveston AERCO's Clean Cities/Clean Vehicles Program in Harris County. The contribution will be used in accordance with the Supplemental Environmental Project Agreement between the Houston-Galveston AERCO and the Texas Commission on Environmental Quality. SEP monies will be used to aid local school districts and area transit agencies in reaching local match requirements mandated by the Federal Highway Administration's ("FHWA") Congestion Mitigation/Air Quality funding program. SEP monies will be disbursed to school districts and transit agencies in need of funding assistance in the Houston-Galveston non-attainment area. Those SEP monies will be used exclusively by the school districts and transit agencies as supplements to meet the local match requirements of the EPA. SEP monies will be used to pay for the cost of replacing older diesel buses with alternative fueled or clean diesel buses. The old buses will be permanently retired and only sold for scrap. The schools and transit agencies will also use the SEP monies to retrofit more buses to reduce emissions. Houston-Galveston AERCO will send the TCEQ verification in the form of paid invoices and other documentation to show that the retrofits were completed. Retrofit technologies include particulate matter traps, diesel particulate matter filters, NOx reduction catalyst technology in combination with diesel particulate filters, and other emission control technologies that are developed and approved by EPA or the California Air Resources Board. |        |          |          | 2,954.00 | 2,954.00 |
| AQ | 35590                | S Fiberglass, Ltd.          | 12/20/2008   | 1.00:1 | 2,375.00 | 475.00   | 950.00   | 950.00   |

\* There are Multiple Respondent Names associated to this Case No.

## Appendix 8: List of SEP's & SEP Projects FY2009

### Single Program

|    |                      |   |            |          |           |          |          |          |          |
|----|----------------------|---|------------|----------|-----------|----------|----------|----------|----------|
|    | CLEAN UP             | The Respondent shall contribute to the Third-Party Recipient pursuant to the agreement between the Third-Party Recipient and the TCEQ. Specifically, the contribution will be used to coordinate with city and/or county governmental officials regarding the clean up of sites where trash has been disposed of illegally. Eligible sites will be limited to those where a responsible party can not be identified and where there is no pre-existing obligation to clean up the site by the owner or the government. Additionally, reasonable efforts must have already been taken to prevent the dumping. SEP monies will be used to pay for the direct cost of collection and disposal of debris. All dollars contributed will be used solely for the direct cost of the project and no portion will be spent on administrative costs. The SEP will be done in accordance with all federal, state and local environmental laws and regulations.   | 950.00     | 950.00   |           |          |          |          |          |
| AQ | 34861                | Safety Railway Service, L.P.  | 11/17/2008 | 1.00:1   | 12,000.00 | 2,400.00 | 4,800.00 | 4,800.00 | 4,800.00 |
|    | POLLUTION REDUCTION  | The Respondent shall contribute to the Third-Party Recipient pursuant to the agreement between the Third-Party Recipient and the TCEQ. Specifically, the contribution will be used to aid local school districts, area transit agencies, and local governments in need of funding assistance to pay for the cost of the following activities to reduce emissions: 1) replacing older diesel buses with alternative fuelled or clean diesel buses; or 2) retrofitting older diesel buses with new, cleaner technology. The funds will be disbursed on a needs-rated basis, using non-attainment area status, condition of buses, and economic status of the recipient as possible rating factors if competition for the funds exists. To maximize funds, retrofitting will take priority over replacement of buses. Older buses deemed not suitable for retrofitting will be permanently retired and sold only for scrap.<br><br>Acceptable retrofit technologies include particulate matter traps, diesel particulate matter filters, nitrogen oxides (NOx) reduction catalyst technology in combination with diesel particulate filters, and other emission control technologies that are developed and approved by the United States Environmental Protection Agency ("EPA") or the California Air Resources Board. | 4,800.00   | 4,800.00 |           |          |          |          |          |
| AQ | 36163                | Shell Pipeline Company LP   | 02/08/2009 | 1.00:1   | 2,400.00  | 480.00   | 960.00   | 960.00   | 960.00   |
|    | POLLUTION PREVENTION | The Respondent shall contribute to the Third-Party Recipient pursuant to the agreement between the Third-Party Recipient and the TCEQ. Specifically, the contribution will be used to conduct home energy audits and to assist low income residents in the West Port Arthur area by weatherizing their homes which will improve their homes' energy efficiency. SEP monies will be used to pay for the cost of caulking and insulating homes, replacing heating and cooling systems and major appliances with new, energy efficient equipment.  | 960.00     | 960.00   |           |          |          |          |          |
| AQ | 36006                | Allied Feeds, Inc.  | 03/23/2009 | 1.00:1   | 2,640.00  | 0.00     | 1,320.00 | 1,320.00 | 1,320.00 |
|    | POLLUTION REDUCTION  | The Respondent shall contribute the SEP Offset Amount to the Third-Party Recipient named above. The contribution will be to Texas PTA for the Clean School Bus Program in Bexar County as set forth in an agreement between the Third-Party Recipient and the TCEQ. Specifically, the contribution will be used to reimburse local school districts for the cost of the following activities to reduce emissions: 1) replacing older diesel buses with alternative fuelled or clean diesel buses; or 2) retrofitting older diesel buses with new, cleaner technology. All dollars contributed will be used solely for the direct cost of the project and no portion will be spent on administrative costs. The SEP will be done in accordance with all federal, state and local environmental laws and regulations.   | 1,320.00   | 1,320.00 |           |          |          |          |          |

\* There are Multiple Respondent Names associated to this Case No.

## Appendix 8: List of SEP's & SEP Projects FY2009

### Single Program

|    |       |  |   |        |           |           |           |           |           |
|----|-------|--|---|--------|-----------|-----------|-----------|-----------|-----------|
| AQ | 35762 | Huntsman Petrochemical Corporation           | 01/30/2009  | 1.00:1 | 49,728.00 | 9,945.00  | 19,892.00 | 19,891.00 | 19,891.00 |
|    |       | POLLUTION REDUCTION                          | The Respondent shall contribute to the Third-Party Recipient pursuant to the agreement between the Third-Party Recipient and the TCEQ. Specifically, the Third-Party Recipient will contribute to Jefferson County for its Retrofit/Replacement of Heavy Equipment and Vehicles with Alternative Fueled Equipment and Vehicles. Specifically, the contribution will be used to purchase alternative fueled equipment such as propane or electric powered lawn mowers, propane powered light duty and heavy equipment, and alternative fueled vehicles and retire diesel and gasoline powered equipment and vehicles. Jefferson County will also convert current equipment and vehicles to alternative fueled equipment in order to lower emissions. |        |           |           | 19,891.00 | 19,891.00 |           |
| AQ | 36884 | Chevron Phillips Chemical Company, LP        | 06/15/2009  | 1.00:1 | 14,560.00 | 2,912.00  | 5,824.00  | 5,824.00  | 5,824.00  |
|    |       | POLLUTION PREVENTION                         | The Respondent shall contribute to the Third-Party Recipient pursuant to the agreement between the Third-Party Recipient and the TCEQ. Specifically, the contribution will be used to conduct home energy audits and to assist low income residents in the West Port Arthur area by weatherizing their homes which will improve their homes' energy efficiency. SEP monies will be used to pay for the cost of caulking and insulating homes, replacing heating and cooling systems and major appliances with new, energy efficient equipment.  |        |           |           | 5,824.00  | 5,824.00  |           |
| AQ | 37261 | BASF FINA Petrochemicals Limited Partnership | 08/31/2009  | 1.00:1 | 53,900.00 | 10,780.00 | 21,560.00 | 21,560.00 | 21,560.00 |
|    |       | POLLUTION PREVENTION                         | Performing Party shall use SEP Funds to assist low-income residents in the West Port Arthur area by: 1) conducting home energy audits; 2) weatherizing homes to improve energy efficiency; and/or 3) repairing or replacing heating/cooling systems and major appliances with new, energy-efficient equipment. Weatherizing homes may include costs of caulking openings as well as insulating walls, floors, and attics in homes. Any heating/cooling systems or major appliances that are replaced must be scrapped and must not be reused in any way. Performing Party shall use consistent and reliable criteria for determining the low-income status of residents assisted with SEP Funds.  |        |           |           | 21,560.00 | 21,560.00 |           |
| AQ | 36178 | Gulf Coast Waste Disposal Authority          | 03/23/2009  | 1.00:1 | 6,950.00  | 1,390.00  | 0.00      | 5,560.00  | 5,560.00  |

\* There are Multiple Respondent Names associated to this Case No.



## Appendix 8: List of SEP's & SEP Projects FY2009

### Single Program

|    |                      |  |            |        |           |          |           |           |           |
|----|----------------------|--|------------|--------|-----------|----------|-----------|-----------|-----------|
|    | POLLUTION PREVENTION | The Respondent will contribute to Houston-Galveston AERCO's Clean Cities/Clean Vehicles Program in Harris County. The contribution will be used in accordance with the Supplemental Environmental Project Agreement between the Houston-Galveston AERCO and the Texas Commission on Environmental Quality. SEP monies will be used to aid local school districts and area transit agencies in reaching local match requirements mandated by the Federal Highway Administration's ("FHWA") Congestion Mitigation/Air Quality funding program. SEP monies will be disbursed to school districts and transit agencies in need of funding assistance in the Houston-Galveston non-attainment area. Those SEP monies will be used exclusively by the school districts and transit agencies as supplements to meet the local match requirements of the EPA. SEP monies will be used to pay for the cost of replacing older diesel buses with alternative fueled or clean diesel buses. The old buses will be permanently retired and only sold for scrap. The schools and transit agencies will also use the SEP monies to retrofit more buses to reduce emissions. Houston-Galveston AERCO will send the TCEQ verification in the form of paid invoices and other documentation to show that the retrofits were completed. Retrofit technologies include particulate matter traps, diesel particulate matter filters, NOx reduction catalyst technology in combination with diesel particulate filters, and other emission control technologies that are developed and approved by EPA or the California Air Resources Board. |            |        |           |          | 5,560.00  | 5,560.00  |           |
| AQ | 35682                | Flint Hills Resources, LP  | 11/17/2008 | 1.00:1 | 25,850.00 | 5,170.00 | 10,340.00 | 10,340.00 | 10,340.00 |
|    | POLLUTION PREVENTION | The Respondent shall contribute to the Third-Party Recipient pursuant to the agreement between the Third-Party Recipient and the TCEQ. Specifically, the contribution will be used to conduct home energy audits and to assist low income residents in the West Port Arthur area by weatherizing their homes which will improve their homes' energy efficiency. SEP monies will be used to pay for the cost of caulking and insulating homes, replacing heating and cooling systems and major appliances with new, energy efficient equipment.   |            |        |           |          | 10,340.00 | 10,340.00 |           |
| AQ | 31056                | ExxonMobil Oil Corporation   | 12/20/2008 | 1.00:1 | 55,200.00 | 0.00     | 27,600.00 | 27,600.00 | 27,600.00 |
|    | POLLUTION REDUCTION  | The county will purchase alternative fueled equipment such as propane or electric powered lawn mowers, propane powered light duty and heavy equipment, and alternative fueled vehicles and retire diesel and gasoline powered equipment and vehicles. The retired vehicles and equipment will not be resold as working vehicles, but will only be sold for scrap. The county will also convert current equipment and vehicles to alternative fueled equipment and vehicles and to retrofit current gasoline and diesel powered equipment in order to lower emissions.  |            |        |           |          | 27,600.00 | 27,600.00 |           |
| AQ | 36933                | Shell Chemical LP *  | 08/31/2009 | 1.00:1 | 30,423.00 | 0.00     | 15,212.00 | 15,211.00 | 15,211.00 |

\* There are Multiple Respondent Names associated to this Case No.

## Appendix 8: List of SEP's & SEP Projects FY2009

### Single Program

|                      |       |  |            |        |           |          |           |           |          |
|----------------------|-------|--|------------|--------|-----------|----------|-----------|-----------|----------|
| POLLUTION PREVENTION |       | The Respondents will contribute to Houston-Galveston AERCO's Clean Cities/Clean Vehicles Program in Harris County. The contribution will be used in accordance with the Supplemental Environmental Project Agreement between the Houston-Galveston AERCO and the Texas Commission on Environmental Quality. SEP monies will be used to aid local school districts and area transit agencies in reaching local match requirements mandated by the Federal Highway Administration's ("FHWA") Congestion Mitigation/Air Quality funding program. SEP monies will be disbursed to school districts and transit agencies in need of funding assistance in the Houston-Galveston non-attainment area. Those SEP monies will be used exclusively by the school districts and transit agencies as supplements to meet the local match requirements of the EPA. SEP monies will be used to pay for the cost of replacing older diesel buses with alternative fueled or clean diesel buses. The old buses will be permanently retired and only sold for scrap. The schools and transit agencies will also use the SEP monies to retrofit more buses to reduce emissions. Houston-Galveston AERCO will send the TCEQ verification in the form of paid invoices and other documentation to show that the retrofits were completed. Retrofit technologies include particulate matter traps, diesel particulate matter filters, NOx reduction catalyst technology in combination with diesel particulate filters, and other emission control technologies that are developed and approved by EPA or the California Air Resources Board.  |            |        |           |          | 15,211.00 | 15,211.00 |          |
| AQ                   | 35598 | The Dow Chemical Company   | 10/23/2008 | 1.00:1 | 20,000.00 | 4,000.00 | 8,000.00  | 8,000.00  | 8,000.00 |
| POLLUTION PREVENTION |       | The Respondent will contribute to Houston-Galveston AERCO's Clean Cities/Clean Vehicles Program in Brazoria County. The contribution will be used in accordance with the Supplemental Environmental Project Agreement between the Houston-Galveston AERCO and the Texas Commission on Environmental Quality. SEP monies will be used to aid local school districts and area transit agencies in reaching local match requirements mandated by the Federal Highway Administration's ("FHWA") Congestion Mitigation/Air Quality funding program. SEP monies will be disbursed to school districts and transit agencies in need of funding assistance in the Houston-Galveston non-attainment area. Those SEP monies will be used exclusively by the school districts and transit agencies as supplements to meet the local match requirements of the EPA. SEP monies will be used to pay for the cost of replacing older diesel buses with alternative fueled or clean diesel buses. The old buses will be permanently retired and only sold for scrap. The schools and transit agencies will also use the SEP monies to retrofit more buses to reduce emissions. Houston-Galveston AERCO will send the TCEQ verification in the form of paid invoices and other documentation to show that the retrofits were completed. Retrofit technologies include particulate matter traps, diesel particulate matter filters, NOx reduction catalyst technology in combination with diesel particulate filters, and other emission control technologies that are developed and approved by EPA or the California Air Resources Board. |            |        |           |          | 8,000.00  | 8,000.00  |          |
| AQ                   | 34552 | Gulf Coast Composite Marine Specialist Inc.  | 11/06/2008 | 1.00:1 | 3,300.00  | 0.00     | 1,650.00  | 1,650.00  | 1,650.00 |

\* There are Multiple Respondent Names associated to this Case No.

## Appendix 8: List of SEP's & SEP Projects FY2009

### Single Program

|    |                      |   |            |        |           |           |           |           |           |
|----|----------------------|---|------------|--------|-----------|-----------|-----------|-----------|-----------|
|    | POLLUTION REDUCTION  | The Respondent will contribute to Houston-Galveston AERCO's Clean Cities/Clean Vehicles Program in Galveston County. The contribution will be used in accordance with the Supplemental Environmental Project Agreement between the Houston-Galveston AERCO and the Texas Commission on Environmental Quality. SEP monies will be used to aid local school districts and area transit agencies in reaching local match requirements mandated by the Federal Highway Administration's ("FHWA") Congestion Mitigation/Air Quality funding program. SEP monies will be disbursed to school districts and transit agencies in need of funding assistance in the Houston-Galveston non-attainment area. Those SEP monies will be used exclusively by the school districts and transit agencies as supplements to meet the local match requirements of the EPA. SEP monies will be used to pay for the cost of replacing older diesel buses with alternative fueled or clean diesel buses. The old buses will be permanently retired and only sold for scrap. The schools and transit agencies will also use the SEP monies to retrofit more buses to reduce emissions. Houston-Galveston AERCO will send the TCEQ verification in the form of paid invoices and other documentation to show that the retrofits were completed. Retrofit technologies include particulate matter traps, diesel particulate matter filters, NOx reduction catalyst technology in combination with diesel particulate filters, and other emission control technologies that are developed and approved by EPA or the California Air Resources Board. |            |        |           |           | 1,650.00  | 1,650.00  |           |
| AQ | 36875                | The Goodyear Tire & Rubber Company  | 05/03/2009 | 1.00:1 | 5,150.00  | 1,030.00  | 2,060.00  | 2,060.00  | 2,060.00  |
|    | POLLUTION PREVENTION | The Respondent will contribute to Houston-Galveston AERCO's Clean Cities/Clean Vehicles Program in Harris County. The contribution will be used in accordance with the Supplemental Environmental Project Agreement between the Houston-Galveston AERCO and the Texas Commission on Environmental Quality. SEP monies will be used to aid local school districts and area transit agencies in reaching local match requirements mandated by the Federal Highway Administration's ("FHWA") Congestion Mitigation/Air Quality funding program. SEP monies will be disbursed to school districts and transit agencies in need of funding assistance in the Houston-Galveston non-attainment area. Those SEP monies will be used exclusively by the school districts and transit agencies as supplements to meet the local match requirements of the EPA. SEP monies will be used to pay for the cost of replacing older diesel buses with alternative fueled or clean diesel buses. The old buses will be permanently retired and only sold for scrap. The schools and transit agencies will also use the SEP monies to retrofit more buses to reduce emissions. Houston-Galveston AERCO will send the TCEQ verification in the form of paid invoices and other documentation to show that the retrofits were completed. Retrofit technologies include particulate matter traps, diesel particulate matter filters, NOx reduction catalyst technology in combination with diesel particulate filters, and other emission control technologies that are developed and approved by EPA or the California Air Resources Board.    |            |        |           |           | 2,060.00  | 2,060.00  |           |
| AQ | 37124                | Air Liquide Large Industries U.S. LP  | 08/31/2009 | 1.00:1 | 82,455.00 | 16,491.00 | 32,982.00 | 32,982.00 | 32,982.00 |

\* There are Multiple Respondent Names associated to this Case No.

## Appendix 8: List of SEP's & SEP Projects FY2009

### Single Program

|                           |       |   |            |        |           |          |           |           |          |
|---------------------------|-------|---|------------|--------|-----------|----------|-----------|-----------|----------|
| POLLUTION PREVENTION      |       | <p>The Respondent will contribute to Houston-Galveston AERCO's Clean Cities/Clean Vehicles Program in Harris County. The contribution will be used in accordance with the Supplemental Environmental Project Agreement between the Houston-Galveston AERCO and the Texas Commission on Environmental Quality. SEP monies will be used to aid local school districts and area transit agencies in reaching local match requirements mandated by the Federal Highway Administration's ("FHWA") Congestion Mitigation/Air Quality funding program. SEP monies will be disbursed to school districts and transit agencies in need of funding assistance in the Houston-Galveston non-attainment area. Those SEP monies will be used exclusively by the school districts and transit agencies as supplements to meet the local match requirements of the EPA. SEP monies will be used to pay for the cost of replacing older diesel buses with alternative fueled or clean diesel buses. The old buses will be permanently retired and only sold for scrap. The schools and transit agencies will also use the SEP monies to retrofit more buses to reduce emissions. Houston-Galveston AERCO will send the TCEQ verification in the form of paid invoices and other documentation to show that the retrofits were completed. Retrofit technologies include particulate matter traps, diesel particulate matter filters, NOx reduction catalyst technology in combination with diesel particulate filters, and other emission control technologies that are developed and approved by EPA or the California Air Resources Board.</p> |            |        |           |          | 32,982.00 | 32,982.00 |          |
| AQ                        | 36173 | Overwraps Packaging, L.P.   | 03/12/2009 | 1.00:1 | 2,375.00  | 475.00   | 950.00    | 950.00    | 950.00   |
| ENVIRONMENTAL RESTORATION |       | <p>The Respondent shall contribute the SEP Offset Amount to the Third-Party Recipient named above. The contribution will be to Texas PTA for the Clean School Bus Program in Dallas County as set forth in an agreement between the Third-Party Recipient and the TCEQ. Specifically, the contribution will be used to reimburse local school districts for the cost of the following activities to reduce emissions: 1) replacing older diesel buses with alternative fueled or clean diesel buses; or 2) retrofitting older diesel buses with new, cleaner technology. All dollars contributed will be used solely for the direct cost of the project and no portion will be spent on administrative costs. The SEP will be done in accordance with all federal, state and local environmental laws and regulations.</p>  |            |        |           |          | 950.00    | 950.00    |          |
| AQ                        | 36488 | Valero Refining-Texas, L.P.   | 04/05/2009 | 1.00:1 | 10,000.00 | 2,000.00 | 4,000.00  | 4,000.00  | 4,000.00 |

\* There are Multiple Respondent Names associated to this Case No.

## Appendix 8: List of SEP's & SEP Projects FY2009

### Single Program

|    |                      |  |            |        |           |        |           |           |           |
|----|----------------------|--|------------|--------|-----------|--------|-----------|-----------|-----------|
|    | POLLUTION PREVENTION | The Respondent will contribute to Houston-Galveston AERCO's Clean Cities/Clean Vehicles Program in Harris County. The contribution will be used in accordance with the Supplemental Environmental Project Agreement between the Houston-Galveston AERCO and the Texas Commission on Environmental Quality. SEP monies will be used to aid local school districts and area transit agencies in reaching local match requirements mandated by the Federal Highway Administration's ("FHWA") Congestion Mitigation/Air Quality funding program. SEP monies will be disbursed to school districts and transit agencies in need of funding assistance in the Houston-Galveston non-attainment area. Those SEP monies will be used exclusively by the school districts and transit agencies as supplements to meet the local match requirements of the EPA. SEP monies will be used to pay for the cost of replacing older diesel buses with alternative fueled or clean diesel buses. The old buses will be permanently retired and only sold for scrap. The schools and transit agencies will also use the SEP monies to retrofit more buses to reduce emissions. Houston-Galveston AERCO will send the TCEQ verification in the form of paid invoices and other documentation to show that the retrofits were completed. Retrofit technologies include particulate matter traps, diesel particulate matter filters, NOx reduction catalyst technology in combination with diesel particulate filters, and other emission control technologies that are developed and approved by EPA or the California Air Resources Board.   |            |        |           |        | 4,000.00  | 4,000.00  |           |
| AQ | 35546                | The Premcor Refining Group Inc.  | 12/04/2008 | 1.00:1 | 54,688.00 | 0.00   | 27,344.00 | 27,344.00 | 27,344.00 |
|    | POLLUTION PREVENTION | The Respondent shall contribute to the Third-Party Recipient pursuant to the agreement between the Third-Party Recipient and the TCEQ. Specifically, the contribution will be used to conduct home energy audits and to assist low income residents in the West Port Arthur area by weatherizing their homes which will improve their homes' energy efficiency. SEP monies will be used to pay for the cost of caulking and insulating homes, replacing heating and cooling systems and major appliances with new, energy efficient equipment.   |            |        |           |        | 27,344.00 | 27,344.00 |           |
| AQ | 35656                | Chevron Phillips Chemical Company, LP  | 10/06/2008 | 1.00:1 | 3,213.00  | 642.00 | 1,286.00  | 1,285.00  | 1,285.00  |
|    | POLLUTION PREVENTION | The Respondent will contribute to Houston-Galveston AERCO's Clean Cities/Clean Vehicles Program in Brazoria County. The contribution will be used in accordance with the Supplemental Environmental Project Agreement between the Houston-Galveston AERCO and the Texas Commission on Environmental Quality. SEP monies will be used to aid local school districts and area transit agencies in reaching local match requirements mandated by the Federal Highway Administration's ("FHWA") Congestion Mitigation/Air Quality funding program. SEP monies will be disbursed to school districts and transit agencies in need of funding assistance in the Houston-Galveston non-attainment area. Those SEP monies will be used exclusively by the school districts and transit agencies as supplements to meet the local match requirements of the EPA. SEP monies will be used to pay for the cost of replacing older diesel buses with alternative fueled or clean diesel buses. The old buses will be permanently retired and only sold for scrap. The schools and transit agencies will also use the SEP monies to retrofit more buses to reduce emissions. Houston-Galveston AERCO will send the TCEQ verification in the form of paid invoices and other documentation to show that the retrofits were completed. Retrofit technologies include particulate matter traps, diesel particulate matter filters, NOx reduction catalyst technology in combination with diesel particulate filters, and other emission control technologies that are developed and approved by EPA or the California Air Resources Board. |            |        |           |        | 1,285.00  | 1,285.00  |           |

\* There are Multiple Respondent Names associated to this Case No.

## Appendix 8: List of SEP's & SEP Projects FY2009

### Single Program

|    |       |                                 |   |        |          |          |          |          |          |
|----|-------|---------------------------------|---|--------|----------|----------|----------|----------|----------|
| AQ | 36436 | OTAL PETROCHEMICALS USA<br>INC. | 03/23/2009  | 1.00:1 | 7,775.00 | 1,555.00 | 3,110.00 | 3,110.00 | 3,110.00 |
|    |       | POLLUTION PREVENTION            | The Respondent shall contribute the SEP Offset Amount to the Third-Party Recipient named above. The contribution will be to Texas PTA for the Clean School Bus Program in Jefferson County as set forth in an agreement between the Third-Party Recipient and the TCEQ. Specifically, the contribution will be used to reimburse local school districts for the cost of the following activities to reduce emissions: 1) replacing older diesel buses with alternative fuelled or clean diesel buses; or 2) retrofitting older diesel buses with new, cleaner technology. All dollars contributed will be used solely for the direct cost of the project and no portion will be spent on administrative costs. The SEP will be done in accordance with all federal, state and local environmental laws and regulations. |        |          |          |          | 3,110.00 | 3,110.00 |

|    |       |                      |  |        |          |          |          |          |          |
|----|-------|----------------------|--|--------|----------|----------|----------|----------|----------|
| AQ | 36430 | MEMC Pasadena, Inc.  | 04/05/2009   | 1.00:1 | 9,639.00 | 1,927.00 | 3,856.00 | 3,856.00 | 3,856.00 |
|    |       | POLLUTION PREVENTION | The Respondent will contribute to Houston-Galveston AERCO's Clean Cities/Clean Vehicles Program in Harris County. The contribution will be used in accordance with the Supplemental Environmental Project Agreement between the Houston-Galveston AERCO and the Texas Commission on Environmental Quality. SEP monies will be used to aid local school districts and area transit agencies in reaching local match requirements mandated by the Federal Highway Administration's ("FHWA") Congestion Mitigation/Air Quality funding program. SEP monies will be disbursed to school districts and transit agencies in need of funding assistance in the Houston-Galveston non-attainment area. Those SEP monies will be used exclusively by the school districts and transit agencies as supplements to meet the local match requirements of the EPA. SEP monies will be used to pay for the cost of replacing older diesel buses with alternative fueled or clean diesel buses. The old buses will be permanently retired and only sold for scrap. The schools and transit agencies will also use the SEP monies to retrofit more buses to reduce emissions. Houston-Galveston AERCO will send the TCEQ verification in the form of paid invoices and other documentation to show that the retrofits were completed. Retrofit technologies include particulate matter traps, diesel particulate matter filters, NOx reduction catalyst technology in combination with diesel particulate filters, and other emission control technologies that are developed and approved by EPA or the California Air Resources Board. |        |          |          |          | 3,856.00 | 3,856.00 |

|    |       |  |  |        |            |      |           |           |           |
|----|-------|--|--|--------|------------|------|-----------|-----------|-----------|
| AQ | 32774 | Chevron Phillips Chemical<br>Company, LP | 02/08/2009   | 1.00:1 | 168,416.00 | 0.00 | 84,208.00 | 84,208.00 | 84,208.00 |
|    |       | POLLUTION REDUCTION                      | The contribution will be used in accordance with the Supplemental Environmental Project Agreement between the Houston-Galveston AERCO and the Texas Commission on Environmental Quality. SEP monies will be used to aid local school districts and area transit agencies in reaching local match requirements mandated by the Federal Highway Administration's ("FHWA") Congestion Mitigation/Air Quality funding program. SEP monies will be disbursed to school districts and transit agencies in need of funding assistance in the Houston-Galveston non-attainment area. Those SEP monies will be used exclusively by the school districts and transit agencies as supplements to meet the local match requirements of the EPA. SEP monies will be used to pay for the cost of replacing older diesel buses with alternative fueled or clean diesel buses. The old buses will be permanently retired and only sold for scrap |        |            |      |           | 84,208.00 | 84,208.00 |

|    |       |                                 |            |        |           |          |          |          |          |
|----|-------|---------------------------------|------------|--------|-----------|----------|----------|----------|----------|
| AQ | 36095 | The Premcor Refining Group Inc. | 06/01/2009 | 1.00:1 | 17,100.00 | 3,420.00 | 6,840.00 | 6,840.00 | 6,840.00 |
|----|-------|---------------------------------|------------|--------|-----------|----------|----------|----------|----------|

\* There are Multiple Respondent Names associated to this Case No.

## Appendix 8: List of SEP's & SEP Projects FY2009

### Single Program

|    |                      |  |            |           |           |          |           |           |           |
|----|----------------------|--|------------|-----------|-----------|----------|-----------|-----------|-----------|
|    | POLLUTION PREVENTION | The Respondent shall contribute to the Third-Party Recipient pursuant to the agreement between the Third-Party Recipient and the TCEQ. Specifically, the contribution will be used to conduct home energy audits and to assist low income residents in the West Port Arthur area by weatherizing their homes which will improve their homes' energy efficiency. SEP monies will be used to pay for the cost of caulking and insulating homes, replacing heating and cooling systems and major appliances with new, energy efficient equipment.   | 6,840.00   | 6,840.00  |           |          |           |           |           |
| AQ | 35658                | Gulf South Pipeline Company, LP  | 11/06/2008 | 1.00:1    | 7,800.00  | 1,560.00 | 3,120.00  | 3,120.00  | 3,120.00  |
|    | CLEAN UP             | The Respondent shall contribute to the Third-Party Recipient pursuant to the agreement between the Third-Party Recipient and the TCEQ. Specifically, the contribution will be used to coordinate with city and/or county governmental officials regarding the clean up of sites where trash has been disposed of illegally. Eligible sites will be limited to those where a responsible party can not be identified and where there is no pre-existing obligation to clean up the site by the owner or the government. Additionally, reasonable efforts must have already been taken to prevent the dumping. SEP monies will be used to pay for the direct cost of collection and disposal of debris. All dollars contributed will be used solely for the direct cost of the project and no portion will be spent on administrative costs. The SEP will be done in accordance with all federal, state and local environmental laws and regulations.  | 3,120.00   | 3,120.00  |           |          |           |           |           |
| AQ | 36124                | Invista S.a.r.l.   | 03/23/2009 | 1.00:1    | 32,082.00 | 6,416.00 | 12,833.00 | 12,833.00 | 12,833.00 |
|    | POLLUTION PREVENTION | The Respondent shall contribute the SEP Offset Amount to the Third-Party Recipient named above. The contribution will be to Texas PTA for the Clean School Bus Program in Orange County as set forth in an agreement between the Third-Party Recipient and the TCEQ. Specifically, the contribution will be used to reimburse local school districts for the cost of the following activities to reduce emissions: 1) replacing older diesel buses with alternative fuelled or clean diesel buses; or 2) retrofitting older diesel buses with new, cleaner technology. All dollars contributed will be used solely for the direct cost of the project and no portion will be spent on administrative costs. The SEP will be done in accordance with all federal, state and local environmental laws and regulations.   | 12,833.00  | 12,833.00 |           |          |           |           |           |
| AQ | 36234                | PD Glycol LP   | 03/12/2009 | 1.00:1    | 5,875.00  | 1,175.00 | 2,350.00  | 2,350.00  | 2,350.00  |
|    | POLLUTION PREVENTION | The Respondent shall contribute the SEP Amount to the Third-Party Recipient pursuant to the agreement between the Third-Party Recipient and the TCEQ. Specifically, the contribution will be used to install, operate, and maintain a stationary ambient air monitoring station in the vicinity of Memorial High School Ninth Grade Campus. The station will employ canister sampling, a hydrocarbon analyzer, and/or a chromatograph. Ancillary equipment will include a sample conditioning system, a ten meter meteorological tower, a climate controlled equipment shelter, a remote communications system, and have electronic data logging capabilities. The station will continuously sample and analyze the ambient air for a wide range of hydrocarbon species in accordance with Environmental Protection Agency's recommended "TO-14" list. SEP monies will be used for the cost of purchasing, installing, operating, and maintaining the air monitoring station along with its ancillary equipment. | 2,350.00   | 2,350.00  |           |          |           |           |           |
| AQ | 36472                | Huntsman Advanced Materials, LLC   | 04/20/2009 | 1.00:1    | 39,774.00 | 7,954.00 | 15,910.00 | 15,910.00 | 15,910.00 |

\* There are Multiple Respondent Names associated to this Case No.

## Appendix 8: List of SEP's & SEP Projects FY2009

### Single Program

|    |                      |  |            |        |            |           |            |            |            |
|----|----------------------|--|------------|--------|------------|-----------|------------|------------|------------|
|    | POLLUTION PREVENTION | The Respondent shall contribute the SEP Offset Amount to the Third-Party Recipient named above. The contribution will be to Keep Odessa Beautiful, Inc. for the Household Hazardous Waste, Tire Collection, and Recycling program as set forth in an agreement between the Third-Party Recipient and the TCEQ. Specifically, the contribution will be used to provide citizens and schools with a safe and convenient opportunity to properly dispose of harmful chemicals and prevent illegal dumping of harmful wastes or tires. The following types of materials will be accepted: batteries, oil and oil filters, paints, household and/or school chemicals, and used tires. The items collected in these events will be either reused or properly disposed. Citizens may "reuse" unused portions of properly labelled and handled chemical products through the reusable materials exchange. All dollars contributed will be used solely for the direct cost of the project and no portion will be spent on administrative costs. The SEP will be done in accordance with all federal, state and local environmental laws and regulations.  |            |        |            |           | 15,910.00  | 15,910.00  |            |
| AQ | 36717                | The Dow Chemical Company   | 08/31/2009 | 1.00:1 | 63,000.00  | 0.00      | 31,500.00  | 31,500.00  | 31,500.00  |
|    | POLLUTION PREVENTION | The Respondent will contribute to Houston-Galveston AERCO's Clean Cities/Clean Vehicles Program in Brazoria County. The contribution will be used in accordance with the Supplemental Environmental Project Agreement between the Houston-Galveston AERCO and the Texas Commission on Environmental Quality. SEP monies will be used to aid local school districts and area transit agencies in reaching local match requirements mandated by the Federal Highway Administration's ("FHWA") Congestion Mitigation/Air Quality funding program. SEP monies will be disbursed to school districts and transit agencies in need of funding assistance in the Houston-Galveston non-attainment area. Those SEP monies will be used exclusively by the school districts and transit agencies as supplements to meet the local match requirements of the EPA. SEP monies will be used to pay for the cost of replacing older diesel buses with alternative fueled or clean diesel buses. The old buses will be permanently retired and only sold for scrap. The schools and transit agencies will also use the SEP monies to retrofit more buses to reduce emissions. Houston-Galveston AERCO will send the TCEQ verification in the form of paid invoices and other documentation to show that the retrofits were completed. Retrofit technologies include particulate matter traps, diesel particulate matter filters, NOx reduction catalyst technology in combination with diesel particulate filters, and other emission control technologies that are developed and approved by EPA or the California Air Resources Board. |            |        |            |           | 31,500.00  | 31,500.00  |            |
| AQ | 35685                | BASF FINA Petrochemicals Limited Partnership   | 11/17/2008 | 1.00:1 | 250,753.00 | 50,150.00 | 100,302.00 | 100,301.00 | 100,301.00 |
|    | POLLUTION PREVENTION | The Respondent shall contribute to the Third-Party Recipient pursuant to the agreement between the Third-Party Recipient and the TCEQ. Specifically, the contribution will be used to conduct home energy audits and to assist low income residents in the West Port Arthur area by weatherizing their homes which will improve their homes' energy efficiency. SEP monies will be used to pay for the cost of caulking and insulating homes, replacing heating and cooling systems and major appliances with new, energy efficient equipment.   |            |        |            |           | 100,301.00 | 100,301.00 |            |
| AQ | 36756                | Exxon Mobil Corporation  | 06/15/2009 | 1.00:1 | 26,450.00  | 5,290.00  | 10,580.00  | 10,580.00  | 10,580.00  |

\* There are Multiple Respondent Names associated to this Case No.



## Appendix 8: List of SEP's & SEP Projects FY2009

### Single Program

|                      |       |   |            |        |           |          |           |           |           |
|----------------------|-------|---|------------|--------|-----------|----------|-----------|-----------|-----------|
| POLLUTION PREVENTION |       | The Respondent will contribute to Houston-Galveston AERCO's Clean Cities/Clean Vehicles Program in Harris County. The contribution will be used in accordance with the Supplemental Environmental Project Agreement between the Houston-Galveston AERCO and the Texas Commission on Environmental Quality. SEP monies will be used to aid local school districts and area transit agencies in reaching local match requirements mandated by the Federal Highway Administration's ("FHWA") Congestion Mitigation/Air Quality funding program. SEP monies will be disbursed to school districts and transit agencies in need of funding assistance in the Houston-Galveston non-attainment area. Those SEP monies will be used exclusively by the school districts and transit agencies as supplements to meet the local match requirements of the EPA. SEP monies will be used to pay for the cost of replacing older diesel buses with alternative fueled or clean diesel buses. The old buses will be permanently retired and only sold for scrap. The schools and transit agencies will also use the SEP monies to retrofit more buses to reduce emissions. Houston-Galveston AERCO will send the TCEQ verification in the form of paid invoices and other documentation to show that the retrofits were completed. Retrofit technologies include particulate matter traps, diesel particulate matter filters, NOx reduction catalyst technology in combination with diesel particulate filters, and other emission control technologies that are developed and approved by EPA or the California Air Resources Board.    |            |        |           |          | 10,580.00 | 10,580.00 |           |
| AQ                   | 35974 | Valero Refining-Texas, L.P.   | 12/04/2008 | 1.00:1 | 9,375.00  | 1,875.00 | 3,750.00  | 3,750.00  | 3,750.00  |
| POLLUTION REDUCTION  |       | The Respondent will contribute to Houston-Galveston AERCO's Clean Cities/Clean Vehicles Program in Galveston County. The contribution will be used in accordance with the Supplemental Environmental Project Agreement between the Houston-Galveston AERCO and the Texas Commission on Environmental Quality. SEP monies will be used to aid local school districts and area transit agencies in reaching local match requirements mandated by the Federal Highway Administration's ("FHWA") Congestion Mitigation/Air Quality funding program. SEP monies will be disbursed to school districts and transit agencies in need of funding assistance in the Houston-Galveston non-attainment area. Those SEP monies will be used exclusively by the school districts and transit agencies as supplements to meet the local match requirements of the EPA. SEP monies will be used to pay for the cost of replacing older diesel buses with alternative fueled or clean diesel buses. The old buses will be permanently retired and only sold for scrap. The schools and transit agencies will also use the SEP monies to retrofit more buses to reduce emissions. Houston-Galveston AERCO will send the TCEQ verification in the form of paid invoices and other documentation to show that the retrofits were completed. Retrofit technologies include particulate matter traps, diesel particulate matter filters, NOx reduction catalyst technology in combination with diesel particulate filters, and other emission control technologies that are developed and approved by EPA or the California Air Resources Board. |            |        |           |          | 3,750.00  | 3,750.00  |           |
| AQ                   | 34982 | Lucite International, Inc.  | 05/18/2009 | 1.00:1 | 50,250.00 | 0.00     | 25,125.00 | 25,125.00 | 25,125.00 |
| POLLUTION REDUCTION  |       | The county will use SEP funds for the incremental costs to purchase alternative fueled equipment such as propane or electric powered lawn mowers, propane powered light duty and heavy equipment, and alternative fueled vehicles and retire diesel and gasoline powered equipment and vehicles. The retired vehicles and equipment will not be resold as working vehicles, but will only be sold for scrap. The county will also convert current equipment and vehicles to alternative fueled equipment and vehicles and to retrofit current gasoline and diesel powered equipment in order to lower emissions.  |            |        |           |          | 25,125.00 | 25,125.00 |           |

\* There are Multiple Respondent Names associated to this Case No.

## Appendix 8: List of SEP's & SEP Projects FY2009

### Single Program

|    |       |                                       |   |        |            |          |           |           |           |
|----|-------|---------------------------------------|---|--------|------------|----------|-----------|-----------|-----------|
| AQ | 33795 | The Dow Chemical Company              | 07/09/2009  | 1.00:1 | 166,465.00 | 0.00     | 83,233.00 | 83,232.00 | 83,232.00 |
|    |       | POLLUTION REDUCTION                   | <p>The Respondent will contribute to Houston-Galveston AERCO's Clean Cities/Clean Vehicles Program. The contribution will be used in accordance with the Supplemental Environmental Project Agreement between the Houston-Galveston AERCO and the Texas Commission on Environmental Quality. SEP monies will be used to aid local school districts and area transit agencies in reaching local match requirements mandated by the Federal Highway Administration's ("FHWA") Congestion Mitigation/Air Quality funding program. SEP monies will be disbursed to school districts and transit agencies in need of funding assistance in the Houston-Galveston non-attainment area. Those SEP monies will be used exclusively by the school districts and transit agencies as supplements to meet the local match requirements of the EPA. SEP monies will be used to pay for the cost of replacing older diesel buses with alternative fueled or clean diesel buses. The old buses will be permanently retired and only sold for scrap. The schools and transit agencies will also use the SEP monies to retrofit more buses to reduce emissions. Houston-Galveston AERCO will send the TCEQ verification in the form of paid invoices and other documentation to show that the retrofits were completed. Retrofit technologies include particulate matter traps, diesel particulate matter filters, NOx reduction catalyst technology in combination with diesel particulate filters, and other emission control technologies that are developed and approved by EPA or the California Air Resources Board.</p>                  |        |            |          |           | 83,232.00 | 83,232.00 |
| AQ | 36003 | Chevron Phillips Chemical Company, LP | 03/12/2009  | 1.00:1 | 15,850.00  | 3,170.00 | 6,340.00  | 6,340.00  | 6,340.00  |
|    |       | POLLUTION PREVENTION                  | <p>The Respondent will contribute to Houston-Galveston AERCO's Clean Cities/Clean Vehicles Program in Harris County. The contribution will be used in accordance with the Supplemental Environmental Project Agreement between the Houston-Galveston AERCO and the Texas Commission on Environmental Quality. SEP monies will be used to aid local school districts and area transit agencies in reaching local match requirements mandated by the Federal Highway Administration's ("FHWA") Congestion Mitigation/Air Quality funding program. SEP monies will be disbursed to school districts and transit agencies in need of funding assistance in the Houston-Galveston non-attainment area. Those SEP monies will be used exclusively by the school districts and transit agencies as supplements to meet the local match requirements of the EPA. SEP monies will be used to pay for the cost of replacing older diesel buses with alternative fueled or clean diesel buses. The old buses will be permanently retired and only sold for scrap. The schools and transit agencies will also use the SEP monies to retrofit more buses to reduce emissions. Houston-Galveston AERCO will send the TCEQ verification in the form of paid invoices and other documentation to show that the retrofits were completed. Retrofit technologies include particulate matter traps, diesel particulate matter filters, NOx reduction catalyst technology in combination with diesel particulate filters, and other emission control technologies that are developed and approved by EPA or the California Air Resources Board.</p> |        |            |          |           | 6,340.00  | 6,340.00  |
| AQ | 31247 | Chevron Phillips Chemical Company, LP | 12/20/2008  | 1.00:1 | 47,442.00  | 0.00     | 23,721.00 | 23,721.00 | 23,721.00 |

\* There are Multiple Respondent Names associated to this Case No.

## Appendix 8: List of SEP's & SEP Projects FY2009

### Single Program

|    |                      |  |            |           |           |          |           |           |           |
|----|----------------------|--|------------|-----------|-----------|----------|-----------|-----------|-----------|
|    | POLLUTION REDUCTION  | The contribution will be used in accordance with the Supplemental Environmental Project Agreement between the Houston-Galveston AERCO and the Texas Commission on Environmental Quality. SEP monies will be used to aid local school districts and area transit agencies in reaching local match requirements mandated by the Federal Highway Administration's ("FHWA") Congestion Mitigation/Air Quality funding program. SEP monies will be disbursed to school districts and transit agencies in need of funding assistance in the Houston-Galveston non-attainment area. Those SEP monies will be used exclusively by the school districts and transit agencies as supplements to meet the local match requirements of the EPA. SEP monies will be used to pay for the cost of replacing older diesel buses with alternative fueled or clean diesel buses. The old buses will be permanently retired and only sold for | 23,721.00  | 23,721.00 |           |          |           |           |           |
| AQ | 37077                | DCP Midstream, LP  | 08/23/2009 | 1.00:1    | 7,600.00  | 1,520.00 | 3,040.00  | 3,040.00  | 3,040.00  |
|    | CLEAN UP             | The Respondent shall contribute to the Third-Party Recipient pursuant to the agreement between the Third-Party Recipient and the TCEQ. Specifically, the contribution will be used to clean-up sites where tires have been disposed of illegally. Eligible sites will be limited to those where a responsible party cannot be found and where reasonable efforts have been made to prevent the dumping. SEP monies will be used to pay for the direct cost of collecting and disposing of tires. All dollars contributed will be used solely for the direct cost of the project and no portion will be spent on administrative costs. The SEP will be done in accordance with all federal, state and local environmental laws and regulations.   | 3,040.00   | 3,040.00  |           |          |           |           |           |
| AQ | 36181                | Eastman Chemical Company   | 03/12/2009 | 1.00:1    | 39,290.00 | 7,858.00 | 15,716.00 | 15,716.00 | 15,716.00 |
|    | POLLUTION PREVENTION | The Respondent shall contribute the SEP Offset Amount to the Third-Party Recipient named above. The contribution will be to Texas PTA for the Clean School Bus Program in Harrison County as set forth in an agreement between the Third-Party Recipient and the TCEQ. Specifically, the contribution will be used to reimburse local school districts for the cost of the following activities to reduce emissions: 1) replacing older diesel buses with alternative fuelled or clean diesel buses; or 2) retrofitting older diesel buses with new, cleaner technology. All dollars contributed will be used solely for the direct cost of the project and no portion will be spent on administrative costs. The SEP will be done in accordance with all federal, state and local environmental laws and regulations.   | 15,716.00  | 15,716.00 |           |          |           |           |           |
| AQ | 34566                | Accord Construction, Inc.  | 02/22/2009 | 1.00:1    | 30,000.00 | 0.00     | 15,000.00 | 15,000.00 | 15,000.00 |
|    | POLLUTION REDUCTION  | The contribution will be used to reimburse local school districts for the cost of retrofitting or replacing school buses with cleaner technology buses to reduce air pollution emissions.  | 15,000.00  | 15,000.00 |           |          |           |           |           |
| AQ | 36131                | Ameron International Corporation   | 01/30/2009 | 1.00:1    | 19,500.00 | 3,900.00 | 7,800.00  | 7,800.00  | 7,800.00  |
|    | POLLUTION PREVENTION | The Respondent shall contribute the SEP Offset Amount to the Third-Party Recipient named above. The contribution will be to Texas PTA for the Clean School Bus Program in Wichita County as set forth in an agreement between the Third-Party Recipient and the TCEQ. Specifically, the contribution will be used to reimburse local school districts for the cost of the following activities to reduce emissions: 1) replacing older diesel buses with alternative fuelled or clean diesel buses; or 2) retrofitting older diesel buses with new, cleaner technology. All dollars contributed will be used solely for the direct cost of the project and no portion will be spent on administrative costs. The SEP will be done in accordance with all federal, state and local environmental laws and regulations.  | 7,800.00   | 7,800.00  |           |          |           |           |           |
| AQ | 35964                | Kuraray America, Inc.  | 02/08/2009 | 1.00:1    | 20,200.00 | 4,040.00 | 8,080.00  | 8,080.00  | 8,080.00  |

\* There are Multiple Respondent Names associated to this Case No.

## Appendix 8: List of SEP's & SEP Projects FY2009

### Single Program

|                      |       |  |            |        |            |            |            |            |            |
|----------------------|-------|--|------------|--------|------------|------------|------------|------------|------------|
| POLLUTION REDUCTION  |       | The Respondent will contribute to Houston-Galveston AERCO's Clean Cities/Clean Vehicles Program in Harris County. The contribution will be used in accordance with the Supplemental Environmental Project Agreement between the Houston-Galveston AERCO and the Texas Commission on Environmental Quality. SEP monies will be used to aid local school districts and area transit agencies in reaching local match requirements mandated by the Federal Highway Administration's ("FHWA") Congestion Mitigation/Air Quality funding program. SEP monies will be disbursed to school districts and transit agencies in need of funding assistance in the Houston-Galveston non-attainment area. Those SEP monies will be used exclusively by the school districts and transit agencies as supplements to meet the local match requirements of the EPA. SEP monies will be used to pay for the cost of replacing older diesel buses with alternative fueled or clean diesel buses. The old buses will be permanently retired and only sold for scrap. The schools and transit agencies will also use the SEP monies to retrofit more buses to reduce emissions. Houston-Galveston AERCO will send the TCEQ verification in the form of paid invoices and other documentation to show that the retrofits were completed. Retrofit technologies include particulate matter traps, diesel particulate matter filters, NOx reduction catalyst technology in combination with diesel particulate filters, and other emission control technologies that are developed and approved by EPA or the California Air Resources Board.   |            |        |            |            | 8,080.00   | 8,080.00   |            |
| AQ                   | 37220 | INEOS USA LLC  | 07/20/2009 | 1.00:1 | 60,000.00  | 0.00       | 30,000.00  | 30,000.00  | 30,000.00  |
| POLLUTION PREVENTION |       | The Respondent will contribute to Houston-Galveston AERCO's Clean Cities/Clean Vehicles Program in Brazoria County. The contribution will be used in accordance with the Supplemental Environmental Project Agreement between the Houston-Galveston AERCO and the Texas Commission on Environmental Quality. SEP monies will be used to aid local school districts and area transit agencies in reaching local match requirements mandated by the Federal Highway Administration's ("FHWA") Congestion Mitigation/Air Quality funding program. SEP monies will be disbursed to school districts and transit agencies in need of funding assistance in the Houston-Galveston non-attainment area. Those SEP monies will be used exclusively by the school districts and transit agencies as supplements to meet the local match requirements of the EPA. SEP monies will be used to pay for the cost of replacing older diesel buses with alternative fueled or clean diesel buses. The old buses will be permanently retired and only sold for scrap. The schools and transit agencies will also use the SEP monies to retrofit more buses to reduce emissions. Houston-Galveston AERCO will send the TCEQ verification in the form of paid invoices and other documentation to show that the retrofits were completed. Retrofit technologies include particulate matter traps, diesel particulate matter filters, NOx reduction catalyst technology in combination with diesel particulate filters, and other emission control technologies that are developed and approved by EPA or the California Air Resources Board. |            |        |            |            | 30,000.00  | 30,000.00  |            |
| AQ                   | 34555 | OTAL PETROCHEMICALS USA INC.   | 10/23/2008 | 1.00:1 | 529,300.00 | 105,860.00 | 211,720.00 | 211,720.00 | 211,720.00 |

\* There are Multiple Respondent Names associated to this Case No.

## Appendix 8: List of SEP's & SEP Projects FY2009

### Single Program

|    |                      |   |            |            |            |          |            |            |            |
|----|----------------------|---|------------|------------|------------|----------|------------|------------|------------|
|    | POLLUTION PREVENTION | The Respondent shall contribute to the Third-Party Recipient pursuant to the agreement between the Third-Party Recipient and the TCEQ. Specifically, the contribution will be used to aid local school districts, area transit agencies, and local governments in need of funding assistance to pay for the cost of the following activities to reduce emissions: 1) replacing older diesel buses with alternative fuelled or clean diesel buses; or 2) retrofitting older diesel buses with new, cleaner technology. The funds will be disbursed on a needs-rated basis, using non-attainment area status, condition of buses, and economic status of the recipient as possible rating factors if competition for the funds exists. To maximize funds, retrofitting will take priority over replacement of buses. Older buses deemed not suitable for retrofitting will be permanently retired and sold only for scrap.<br><br>Acceptable retrofit technologies include particulate matter traps, diesel particulate matter filters, nitrogen oxides (NOx) reduction catalyst technology in combination with diesel particulate filters, and other emission control technologies that are developed and approved by the United States Environmental Protection Agency ("EPA") or the California Air Resources Board.   | 211,720.00 | 211,720.00 |            |          |            |            |            |
| AQ | 36470                | Formosa Plastics Corporation, Texas   | 03/23/2009 | 1.00:1     | 7,425.00   | 1,485.00 | 2,970.00   | 2,970.00   | 2,970.00   |
|    | POLLUTION PREVENTION | The Respondent shall contribute to the Third-Party Recipient pursuant to the agreement between the Third-Party Recipient and the TCEQ. Specifically, the contribution will be used to assist in the rehabilitation of the wastewater treatment system, including: replacement of the main sanitary sewer lift station to prevent sewage overflows or backups of sewage into residences; replacement of the final effluent outfall line at the wastewater treatment facility site; demolition of portions of the former site to alleviate storm water inflow into the chlorine contact chamber; and engineering design and oversight for the project.  | 2,970.00   | 2,970.00   |            |          |            |            |            |
| AQ | 34199                | Enterprise Products Operating LLC   | 11/06/2008 | 1.00:1     | 541,450.00 | 0.00     | 270,725.00 | 270,725.00 | 270,725.00 |
|    | POLLUTION REDUCTION  | The Respondent will contribute to Houston-Galveston AERCO's Clean Cities/Clean Vehicles Program in Chambers County. The contribution will be used in accordance with the Supplemental Environmental Project Agreement between the Houston-Galveston AERCO and the Texas Commission on Environmental Quality. SEP monies will be used to aid local school districts and area transit agencies in reaching local match requirements mandated by the Federal Highway Administration's ("FHWA") Congestion Mitigation/Air Quality funding program. SEP monies will be disbursed to school districts and transit agencies in need of funding assistance in the Houston-Galveston non-attainment area. Those SEP monies will be used exclusively by the school districts and transit agencies as supplements to meet the local match requirements of the EPA. SEP monies will be used to pay for the cost of replacing older diesel buses with alternative fuelled or clean diesel buses. The old buses will be permanently retired and only sold for scrap. The schools and transit agencies will also use the SEP monies to retrofit more buses to reduce emissions. Houston-Galveston AERCO will send the TCEQ verification in the form of paid invoices and other documentation to show that the retrofits were completed. Retrofit technologies include particulate matter traps, diesel particulate matter filters, NOx reduction catalyst technology in combination with diesel particulate filters, and other emission control technologies that are developed and approved by EPA or the California Air Resources Board. | 270,725.00 | 270,725.00 |            |          |            |            |            |
| AQ | 36935                | Chevron Phillips Chemical Company, LP   | 07/09/2009 | 1.00:1     | 23,624.00  | 4,724.00 | 9,450.00   | 9,450.00   | 9,450.00   |

\* There are Multiple Respondent Names associated to this Case No.

## Appendix 8: List of SEP's & SEP Projects FY2009

### Single Program

|    |                      |  |            |        |           |          |          |          |          |
|----|----------------------|--|------------|--------|-----------|----------|----------|----------|----------|
|    | POLLUTION PREVENTION | The Respondent will contribute to Houston-Galveston AERCO's Clean Cities/Clean Vehicles Program in Harris County. The contribution will be used in accordance with the Supplemental Environmental Project Agreement between the Houston-Galveston AERCO and the Texas Commission on Environmental Quality. SEP monies will be used to aid local school districts and area transit agencies in reaching local match requirements mandated by the Federal Highway Administration's ("FHWA") Congestion Mitigation/Air Quality funding program. SEP monies will be disbursed to school districts and transit agencies in need of funding assistance in the Houston-Galveston non-attainment area. Those SEP monies will be used exclusively by the school districts and transit agencies as supplements to meet the local match requirements of the EPA. SEP monies will be used to pay for the cost of replacing older diesel buses with alternative fueled or clean diesel buses. The old buses will be permanently retired and only sold for scrap. The schools and transit agencies will also use the SEP monies to retrofit more buses to reduce emissions. Houston-Galveston AERCO will send the TCEQ verification in the form of paid invoices and other documentation to show that the retrofits were completed. Retrofit technologies include particulate matter traps, diesel particulate matter filters, NOx reduction catalyst technology in combination with diesel particulate filters, and other emission control technologies that are developed and approved by EPA or the California Air Resources Board. |            |        |           |          | 9,450.00 | 9,450.00 |          |
| AQ | 36519                | ExxonMobil Oil Corporation   | 04/20/2009 | 1.00:1 | 2,599.00  | 519.00   | 1,040.00 | 1,040.00 | 1,040.00 |
|    | POLLUTION PREVENTION | A. Project<br><br>The Respondent shall contribute to the Third-Party Recipient pursuant to the agreement between the Third-Party Recipient and the TCEQ. Specifically, the Third-Party Recipient will contribute to Jefferson County for its Retrofit/Replacement of Heavy Equipment and Vehicles with Alternative Fueled Equipment and Vehicles. Specifically, the contribution will be used to purchase alternative fueled equipment such as propane or electric powered lawn mowers, propane powered light duty and heavy equipment, and alternative fueled vehicles and retire diesel and gasoline powered equipment and vehicles. Jefferson County will also convert current equipment and vehicles to alternative fueled equipment in order to lower emissions.  |            |        |           |          | 1,040.00 | 1,040.00 |          |
| AQ | 35525                | Ash Grove Texas, L.P.  | 10/23/2008 | 1.00:1 | 16,725.00 | 3,345.00 | 6,690.00 | 6,690.00 | 6,690.00 |
|    | POLLUTION PREVENTION | The Respondent shall contribute the SEP Amount to the Third-Party Recipient pursuant to the agreement between the Third-Party Recipient and the TCEQ. Specifically, the contribution will be used to host a one-day event in Tarrant County where 167 operational gas-powered walk-behind lawn mowers may be traded in for a discount on a clean-running electric mower. The City of Fort Worth ("the City") shall coordinate with retailers and/or manufacturers to provide a 20% discount off the retail cost of electric mowers. The City will pay 40% of the retail cost with SEP funds to keep out-of-pocket consumer costs comparable to that of buying a gas-powered mower. The discounted price for the consumer will be approximately \$209 for an electric mower that usually costs \$449.   |            |        |           |          | 6,690.00 | 6,690.00 |          |
| AQ | 35551                | The Goodyear Tire & Rubber Company   | 10/23/2008 | 1.00:1 | 16,650.00 | 3,330.00 | 6,660.00 | 6,660.00 | 6,660.00 |

\* There are Multiple Respondent Names associated to this Case No.

## Appendix 8: List of SEP's & SEP Projects FY2009

### Single Program

|    |                      |   |            |           |           |          |           |           |           |
|----|----------------------|---|------------|-----------|-----------|----------|-----------|-----------|-----------|
|    | POLLUTION PREVENTION | The Respondent shall contribute to the Third-Party Recipient pursuant to the agreement between the Third-Party Recipient and the TCEQ. Specifically, the contribution will be used to conduct home energy audits and to assist low income residents in the West Port Arthur area by weatherizing their homes which will improve their homes' energy efficiency. SEP monies will be used to pay for the cost of caulking and insulating homes, replacing heating and cooling systems and major appliances with new, energy efficient equipment.  | 6,660.00   | 6,660.00  |           |          |           |           |           |
| AQ | 36651                | Shell Oil Company   | 06/15/2009 | 1.00:1    | 21,275.00 | 0.00     | 10,638.00 | 10,637.00 | 10,637.00 |
|    | POLLUTION PREVENTION | The Respondents will contribute to Houston-Galveston AERCO's Clean Cities/Clean Vehicles Program in Harris County. The contribution will be used in accordance with the Supplemental Environmental Project Agreement between the Houston-Galveston AERCO and the Texas Commission on Environmental Quality. SEP monies will be used to aid local school districts and area transit agencies in reaching local match requirements mandated by the Federal Highway Administration's ("FHWA") Congestion Mitigation/Air Quality funding program. SEP monies will be disbursed to school districts and transit agencies in need of funding assistance in the Houston-Galveston non-attainment area. Those SEP monies will be used exclusively by the school districts and transit agencies as supplements to meet the local match requirements of the EPA. SEP monies will be used to pay for the cost of replacing older diesel buses with alternative fueled or clean diesel buses. The old buses will be permanently retired and only sold for scrap. The schools and transit agencies will also use the SEP monies to retrofit more buses to reduce emissions. Houston-Galveston AERCO will send the TCEQ verification in the form of paid invoices and other documentation to show that the retrofits were completed. Retrofit technologies include particulate matter traps, diesel particulate matter filters, NOx reduction catalyst technology in combination with diesel particulate filters, and other emission control technologies that are developed and approved by EPA or the California Air Resources Board. | 10,637.00  | 10,637.00 |           |          |           |           |           |
| AQ | 36126                | Holly Energy Partners - Operating, L.P.   | 02/08/2009 | 1.00:1    | 2,700.00  | 540.00   | 1,080.00  | 1,080.00  | 1,080.00  |
|    | POLLUTION PREVENTION | The Respondent shall contribute the SEP Offset Amount to the Third-Party Recipient named above. The contribution will be to Texas PTA for the Clean School Bus Program in El Paso County as set forth in an agreement between the Third-Party Recipient and the TCEQ. Specifically, the contribution will be used to reimburse local school districts for the cost of the following activities to reduce emissions: 1) replacing older diesel buses with alternative fueled or clean diesel buses; or 2) retrofitting older diesel buses with new, cleaner technology. All dollars contributed will be used solely for the direct cost of the project and no portion will be spent on administrative costs. The SEP will be done in accordance with all federal, state and local environmental laws and regulations.  | 1,080.00   | 1,080.00  |           |          |           |           |           |
| AQ | 37154                | INEOS Nova, LLC   | 08/23/2009 | 1.00:1    | 5,642.00  | 1,128.00 | 2,257.00  | 2,257.00  | 2,257.00  |
|    | POLLUTION PREVENTION | Performing Party shall use SEP Funds to operate, maintain, and potentially expand portions of the existing Houston Regional Monitoring Corporation Ambient Air Quality Monitoring Network in the Houston area in order to continue to provide information on data quality and trends to the public, TCEQ, and industry representatives. SEP funds may be used to operate a single monitoring site or multiple sites contingent upon the amount of SEP funds provided.   | 2,257.00   | 2,257.00  |           |          |           |           |           |
| AQ | 34902                | Shell Oil Company   | 09/22/2008 | 1.00:1    | 80,000.00 | 0.00     | 40,000.00 | 40,000.00 | 40,000.00 |

\* There are Multiple Respondent Names associated to this Case No.

## Appendix 8: List of SEP's & SEP Projects FY2009

### Single Program

|    |                      |  |            |           |           |           |           |           |           |
|----|----------------------|--|------------|-----------|-----------|-----------|-----------|-----------|-----------|
|    | POLLUTION REDUCTION  | The Respondent will contribute to Houston-Galveston AERCO's Clean Cities/Clean Vehicles Program in Harris County. The contribution will be used in accordance with the Supplemental Environmental Project Agreement between the Houston-Galveston AERCO and the Texas Commission on Environmental Quality. SEP monies will be used to aid local school districts and area transit agencies in reaching local match requirements mandated by the Federal Highway Administration's ("FHWA") Congestion Mitigation/Air Quality funding program. SEP monies will be disbursed to school districts and transit agencies in need of funding assistance in the Houston-Galveston non-attainment area. Those SEP monies will be used exclusively by the school districts and transit agencies as supplements to meet the local match requirements of the EPA. SEP monies will be used to pay for the cost of replacing older diesel buses with alternative fueled or clean diesel buses. The old buses will be permanently retired and only sold for scrap. The schools and transit agencies will also use the SEP monies to retrofit more buses to reduce emissions. Houston-Galveston AERCO will send the TCEQ verification in the form of paid invoices and other documentation to show that the retrofits were completed. Retrofit technologies include particulate matter traps, diesel particulate matter filters, NOx reduction catalyst technology in combination with diesel particulate filters, and other emission control technologies that are developed and approved by EPA or the California Air Resources Board. | 40,000.00  | 40,000.00 |           |           |           |           |           |
| AQ | 35213                | SABINA PETROCHEMICALS LLC  | 09/22/2008 | 1.00:1    | 19,400.00 | 3,880.00  | 7,760.00  | 7,760.00  | 7,760.00  |
|    | POLLUTION PREVENTION | The Respondent shall contribute to the Third-Party Recipient pursuant to the agreement between the Third-Party Recipient and the TCEQ. Specifically, the Third-Party Recipient will contribute to Jefferson County for its Retrofit/Replacement of Heavy Equipment and Vehicles with Alternative Fueled Equipment and Vehicles. Specifically, the contribution will be used to purchase alternative fueled equipment such as propane or electric powered lawn mowers, propane powered light duty and heavy equipment, and alternative fueled vehicles and retire diesel and gasoline powered equipment and vehicles. Jefferson County will also convert current equipment and vehicles to alternative fueled equipment in order to lower emissions.<br><br>All dollars contributed will be used solely for the direct cost of the project and no portion will be spent on administrative costs. The SEP will be done in accordance with all federal, state and local environmental laws and regulations.   | 7,760.00   | 7,760.00  |           |           |           |           |           |
| AQ | 35503                | Motiva Enterprises LLC   | 09/22/2008 | 1.00:1    | 9,350.00  | 1,870.00  | 3,740.00  | 3,740.00  | 3,740.00  |
|    | POLLUTION PREVENTION | The Respondent shall contribute to the Third-Party Recipient pursuant to the agreement between the Third-Party Recipient and the TCEQ. Specifically, the contribution will be used to conduct home energy audits and to assist low income residents in the West Port Arthur area by weatherizing their homes which will improve their homes' energy efficiency. SEP monies will be used to pay for the cost of caulking and insulating homes, replacing heating and cooling systems and major appliances with new, energy efficient equipment.   | 3,740.00   | 3,740.00  |           |           |           |           |           |
| AQ | 36663                | Eagle Rock Field Services, L.P.  | 06/01/2009 | 1.00:1    | 57,589.00 | 11,517.00 | 23,036.00 | 23,036.00 | 23,036.00 |

\* There are Multiple Respondent Names associated to this Case No.



## Appendix 8: List of SEP's & SEP Projects FY2009

### Single Program

|    |                      |  |            |           |            |          |           |           |           |
|----|----------------------|--|------------|-----------|------------|----------|-----------|-----------|-----------|
|    | POLLUTION PREVENTION | The Respondent shall contribute the SEP Offset Amount to the Third-Party Recipient named above. The contribution will be to Texas PTA for the Clean School Bus Program in Roberts County as set forth in an agreement between the Third-Party Recipient and the TCEQ. Specifically, the contribution will be used to reimburse local school districts for the cost of the following activities to reduce emissions: 1) replacing older diesel buses with alternative fuelled or clean diesel buses; or 2) retrofitting older diesel buses with new, cleaner technology. All dollars contributed will be used solely for the direct cost of the project and no portion will be spent on administrative costs. The SEP will be done in accordance with all federal, state and local environmental laws and regulations.  | 23,036.00  | 23,036.00 |            |          |           |           |           |
| AQ | 36338                | The Lubrizol Corporation   | 05/03/2009 | 1.00:1    | 20,410.00  | 0.00     | 10,205.00 | 10,205.00 | 10,205.00 |
|    | POLLUTION PREVENTION | The Respondent will contribute to Houston-Galveston AERCO's Clean Cities/Clean Vehicles Program in Harris County. The contribution will be used in accordance with the Supplemental Environmental Project Agreement between the Houston-Galveston AERCO and the Texas Commission on Environmental Quality. SEP monies will be used to aid local school districts and area transit agencies in reaching local match requirements mandated by the Federal Highway Administration's ("FHWA") Congestion Mitigation/Air Quality funding program. SEP monies will be disbursed to school districts and transit agencies in need of funding assistance in the Houston-Galveston non-attainment area. Those SEP monies will be used exclusively by the school districts and transit agencies as supplements to meet the local match requirements of the EPA. SEP monies will be used to pay for the cost of replacing older diesel buses with alternative fueled or clean diesel buses. The old buses will be permanently retired and only sold for scrap. The schools and transit agencies will also use the SEP monies to retrofit more buses to reduce emissions. Houston-Galveston AERCO will send the TCEQ verification in the form of paid invoices and other documentation to show that the retrofits were completed. Retrofit technologies include particulate matter traps, diesel particulate matter filters, NOx reduction catalyst technology in combination with diesel particulate filters, and other emission control technologies that are developed and approved by EPA or the California Air Resources Board. | 10,205.00  | 10,205.00 |            |          |           |           |           |
| AQ | 35189                | Solutia Inc.   | 05/18/2009 | 1.00:1    | 117,048.00 | 0.00     | 58,524.00 | 58,524.00 | 58,524.00 |
|    | POLLUTION REDUCTION  | The contribution will be used in accordance with the Supplemental Environmental Project Agreement between the Houston-Galveston AERCO and the Texas Commission on Environmental Quality. SEP monies will be used in Brazoria County to aid local school districts and area transit agencies in reaching local match requirements mandated by the Federal Highway Administration's ("FHWA") Congestion Mitigation/Air Quality funding program.  | 58,524.00  | 58,524.00 |            |          |           |           |           |
| AQ | 35979                | Houston Refining LP  | 10/23/2008 | 1.00:1    | 10,000.00  | 2,000.00 | 4,000.00  | 4,000.00  | 4,000.00  |

\* There are Multiple Respondent Names associated to this Case No.

## Appendix 8: List of SEP's & SEP Projects FY2009

### Single Program

|    |                           |                              |  |        |           |          |          |          |
|----|---------------------------|------------------------------|--|--------|-----------|----------|----------|----------|
|    | POLLUTION PREVENTION      |                              | The Respondent will contribute to Houston-Galveston AERCO's Clean Cities/Clean Vehicles Program in Harris County. The contribution will be used in accordance with the Supplemental Environmental Project Agreement between the Houston-Galveston AERCO and the Texas Commission on Environmental Quality. SEP monies will be used to aid local school districts and area transit agencies in reaching local match requirements mandated by the Federal Highway Administration's ("FHWA") Congestion Mitigation/Air Quality funding program. SEP monies will be disbursed to school districts and transit agencies in need of funding assistance in the Houston-Galveston non-attainment area. Those SEP monies will be used exclusively by the school districts and transit agencies as supplements to meet the local match requirements of the EPA. SEP monies will be used to pay for the cost of replacing older diesel buses with alternative fueled or clean diesel buses. The old buses will be permanently retired and only sold for scrap. The schools and transit agencies will also use the SEP monies to retrofit more buses to reduce emissions. Houston-Galveston AERCO will send the TCEQ verification in the form of paid invoices and other documentation to show that the retrofits were completed. Retrofit technologies include particulate matter traps, diesel particulate matter filters, NOx reduction catalyst technology in combination with diesel particulate filters, and other emission control technologies that are developed and approved by EPA or the California Air Resources Board. |        |           |          | 4,000.00 | 4,000.00 |
| AQ | 37114                     | Lucite International, Inc.   | 07/20/2009   | 1.00:1 | 5,357.00  | 1,071.00 | 2,143.00 | 2,143.00 |
|    | ENVIRONMENTAL ENHANCEMENT |                              | The Respondent shall contribute to the Third-Party Recipient pursuant to the agreement between the Third-Party Recipient and the TCEQ. Specifically, the Third-Party Recipient will contribute to Jefferson County for its Retrofit/Replacement of Heavy Equipment and Vehicles with Alternative Fueled Equipment and Vehicles. Specifically, the contribution will be used to purchase alternative fueled equipment such as propane or electric powered lawn mowers, propane powered light duty and heavy equipment, and alternative fueled vehicles and retire diesel and gasoline powered equipment and vehicles. Jefferson County will also convert current equipment and vehicles to alternative fueled equipment in order to lower emissions.  |        |           |          | 2,143.00 | 2,143.00 |
| AQ | 35819                     | OTAL PETROCHEMICALS USA INC. | 11/17/2008   | 1.00:1 | 15,496.00 | 3,099.00 | 6,199.00 | 6,198.00 |
|    | POLLUTION PREVENTION      |                              | The Respondent shall contribute to the Third-Party Recipient pursuant to the agreement between the Third-Party Recipient and the TCEQ. Specifically, the contribution will be used to aid local school districts, area transit agencies, and local governments in need of funding assistance to pay for the cost of the following activities to reduce emissions: 1) replacing older diesel buses with alternative fuelled or clean diesel buses; or 2) retrofitting older diesel buses with new, cleaner technology. The funds will be disbursed on a needs-rated basis, using non-attainment area status, condition of buses, and economic status of the recipient as possible rating factors if competition for the funds exists. To maximize funds, retrofitting will take priority over replacement of buses. Older buses deemed not suitable for retrofitting will be permanently retired and sold only for scrap.<br><br>Acceptable retrofit technologies include particulate matter traps, diesel particulate matter filters, nitrogen oxides (NOx) reduction catalyst technology in combination with diesel particulate filters, and other emission control technologies that are developed and approved by the United States Environmental Protection Agency ("EPA") or the California Air Resources Board.  |        |           |          | 6,198.00 | 6,198.00 |

\* There are Multiple Respondent Names associated to this Case No.

## Appendix 8: List of SEP's & SEP Projects FY2009

### Single Program

|    |       |                                       |  |        |           |           |           |           |           |
|----|-------|---------------------------------------|--|--------|-----------|-----------|-----------|-----------|-----------|
| AQ | 37110 | The Premcor Refining Group Inc.       | 08/31/2009   | 1.00:1 | 19,600.00 | 3,920.00  | 7,840.00  | 7,840.00  | 7,840.00  |
|    |       | POLLUTION PREVENTION                  | Performing Party shall use SEP Funds to assist low-income residents in the West Port Arthur area by: 1) conducting home energy audits; 2) weatherizing homes to improve energy efficiency; 3) repairing or replacing heating/cooling systems and major appliances with new, energy-efficient equipment. Weatherizing homes may include costs of caulking openings as well as insulating walls, floors, and attics in homes. Any heating/cooling systems or major appliances that are replaced must be scrapped and must not be reused in any way. Performing Party shall use consistent and reliable criteria for determining the low-income status of residents assisted with SEP Funds.  |        |           |           |           | 7,840.00  | 7,840.00  |
| AQ | 25458 | Chevron Phillips Chemical Company, LP | 12/20/2008   | 1.00:1 | 20,200.00 | 0.00      | 10,100.00 | 10,100.00 | 10,100.00 |
|    |       | POLLUTION REDUCTION                   | Project will use funds to aid local school districts, area transit agencies, and local governments in need of funding assistance to pay for the cost of the following activities to reduce emissions: 1) replacing older diesel buses with alternative fueled or clean diesel buses; or 2) retrofitting older diesel buses with new cleaner technology. RC&D shall disburse funds to school districts, area transit agencies, or local governments on a needs-rated basis, using non-attainment area status, condition of buses, or economic status of recipient as possible rating factors if competition for funds exists.   |        |           |           |           | 10,100.00 | 10,100.00 |
| AQ | 37083 | Exxon Mobil Corporation               | 07/20/2009   | 1.00:1 | 10,000.00 | 2,000.00  | 4,000.00  | 4,000.00  | 4,000.00  |
|    |       | POLLUTION PREVENTION                  | The Respondent will contribute to Houston-Galveston AERCO's Clean Cities/Clean Vehicles Program in Harris County. The contribution will be used in accordance with the Supplemental Environmental Project Agreement between the Houston-Galveston AERCO and the Texas Commission on Environmental Quality. SEP monies will be used to aid local school districts and area transit agencies in reaching local match requirements mandated by the Federal Highway Administration's ("FHWA") Congestion Mitigation/Air Quality funding program. SEP monies will be disbursed to school districts and transit agencies in need of funding assistance in the Houston-Galveston non-attainment area. Those SEP monies will be used exclusively by the school districts and transit agencies as supplements to meet the local match requirements of the EPA. SEP monies will be used to pay for the cost of replacing older diesel buses with alternative fueled or clean diesel buses. The old buses will be permanently retired and only sold for scrap. The schools and transit agencies will also use the SEP monies to retrofit more buses to reduce emissions. Houston-Galveston AERCO will send the TCEQ verification in the form of paid invoices and other documentation to show that the retrofits were completed. Retrofit technologies include particulate matter traps, diesel particulate matter filters, NOx reduction catalyst technology in combination with diesel particulate filters, and other emission control technologies that are developed and approved by EPA or the California Air Resources Board. |        |           |           |           | 4,000.00  | 4,000.00  |
| AQ | 35364 | OTAL PETROCHEMICALS USA INC.          | 11/06/2008   | 1.00:1 | 59,329.00 | 11,865.00 | 23,732.00 | 23,732.00 | 23,732.00 |

\* There are Multiple Respondent Names associated to this Case No.

## Appendix 8: List of SEP's & SEP Projects FY2009

### Single Program

|    |                      |   |            |           |           |          |          |          |          |
|----|----------------------|---|------------|-----------|-----------|----------|----------|----------|----------|
|    | POLLUTION PREVENTION | The Respondent shall contribute to the Third-Party Recipient pursuant to the agreement between the Third-Party Recipient and the TCEQ. Specifically, the contribution will be used to conduct home energy audits and to assist low income residents in the West Port Arthur area by weatherizing their homes which will improve their homes' energy efficiency. SEP monies will be used to pay for the cost of caulking and insulating homes, replacing heating and cooling systems and major appliances with new, energy efficient equipment.  | 23,732.00  | 23,732.00 |           |          |          |          |          |
| AQ | 37152                | DCP Midstream, LP   | 07/09/2009 | 1.00:1    | 10,000.00 | 0.00     | 5,000.00 | 5,000.00 | 5,000.00 |
|    | CLEAN UP             | The Respondent shall contribute the SEP Offset Amount to the Third-Party Recipient named above. The contribution will be to Keep Odessa Beautiful, Inc. for the Household Hazardous Waste, Tire Collection, and Recycling program as set forth in an agreement between the Third-Party Recipient and the TCEQ. Specifically, the contribution will be used to provide citizens and schools with a safe and convenient opportunity to properly dispose of harmful chemicals and prevent illegal dumping of harmful wastes or tires. The following types of materials will be accepted: batteries, oil and oil filters, paints, household and/or school chemicals, and used tires. The items collected in these events will be either reused or properly disposed. Citizens may "reuse" unused portions of properly labelled and handled chemical products through the reusable materials exchange. All dollars contributed will be used solely for the direct cost of the project and no portion will be spent on administrative costs. The SEP will be done in accordance with all federal, state and local environmental laws and regulations. | 5,000.00   | 5,000.00  |           |          |          |          |          |
| AQ | 35889                | UCAR Pipeline, Incorporated.  | 12/20/2008 | 1.00:1    | 9,000.00  | 0.00     | 4,500.00 | 4,500.00 | 4,500.00 |
|    | POLLUTION REDUCTION  | The Respondent shall contribute the SEP Amount to the Third-Party Recipient pursuant to the agreement between the Third-Party Recipient and the TCEQ. Specifically, the contribution will be used to install, operate, and maintain a stationary ambient air monitoring station in the vicinity of Memorial High School Ninth Grade Campus. The station will employ canister sampling, a hydrocarbon analyzer, and/or a chromatograph. Ancillary equipment will include a sample conditioning system, a ten meter meteorological tower, a climate controlled equipment shelter, a remote communications system, and have electronic data logging capabilities. The station will continuously sample and analyze the ambient air for a wide range of hydrocarbon species in accordance with Environmental Protection Agency's recommended "TO-14" list. SEP monies will be used for the cost of purchasing, installing, operating, and maintaining the air monitoring station along with its ancillary equipment.  | 4,500.00   | 4,500.00  |           |          |          |          |          |
| AQ | 36477                | Raytheon Company  | 03/23/2009 | 1.00:1    | 10,000.00 | 2,000.00 | 4,000.00 | 4,000.00 | 4,000.00 |
|    | POLLUTION PREVENTION | The Respondent shall contribute the SEP Offset Amount to the Third-Party Recipient named above. The contribution will be to Texas PTA for the Clean School Bus Program in Dallas County as set forth in an agreement between the Third-Party Recipient and the TCEQ. Specifically, the contribution will be used to reimburse local school districts for the cost of the following activities to reduce emissions: 1) replacing older diesel buses with alternative fuelled or clean diesel buses; or 2) retrofitting older diesel buses with new, cleaner technology. All dollars contributed will be used solely for the direct cost of the project and no portion will be spent on administrative costs. The SEP will be done in accordance with all federal, state and local environmental laws and regulations.  | 4,000.00   | 4,000.00  |           |          |          |          |          |
| AQ | 35600                | DCP Midstream, LP   | 11/17/2008 | 1.00:1    | 7,950.00  | 1,590.00 | 3,180.00 | 3,180.00 | 3,180.00 |

\* There are Multiple Respondent Names associated to this Case No.

## Appendix 8: List of SEP's & SEP Projects FY2009

### Single Program

|    |                      |  |            |        |            |          |           |           |           |
|----|----------------------|--|------------|--------|------------|----------|-----------|-----------|-----------|
|    | CLEAN UP             | The Respondent shall contribute to the Third-Party Recipient pursuant to the agreement between the Third-Party Recipient and the TCEQ. Specifically, the contribution will be used to coordinate with city and/or county governmental officials regarding the clean up of sites where trash has been disposed of illegally. Eligible sites will be limited to those where a responsible party can not be identified and where there is no pre-existing obligation to clean up the site by the owner or the government. Additionally, reasonable efforts must have already been taken to prevent the dumping. SEP monies will be used to pay for the direct cost of collection and disposal of debris. All dollars contributed will be used solely for the direct cost of the project and no portion will be spent on administrative costs. The SEP will be done in accordance with all federal, state and local environmental laws and regulations.  |            |        |            |          | 3,180.00  | 3,180.00  |           |
| AQ | 35305                | ExxonMobil Oil Corporation   | 08/23/2009 | 1.00:1 | 106,600.00 | 0.00     | 53,300.00 | 53,300.00 | 53,300.00 |
|    | POLLUTION REDUCTION  | The SEP Offset Amount will be used to purchase alternative fueled equipment such as propane or electric powered lawn mowers, propane powered light duty and heavy equipment, and alternative fueled vehicles, and retire diesel and gasoline powered equipment and vehicles. The retired vehicles and equipment will not be resold as working vehicles, but will only be sold for scrap. The SEP Amount will also be used to convert current equipment and vehicles to alternative fueled equipment and vehicles and to retrofit current gasoline and diesel powered equipment in order to lower emissions.  |            |        |            |          | 53,300.00 | 53,300.00 |           |
| AQ | 35399                | Shell Chemical LP *  | 11/17/2008 | 1.00:1 | 20,000.00  | 4,000.00 | 8,000.00  | 8,000.00  | 8,000.00  |
|    | POLLUTION PREVENTION | The Respondent will contribute to Houston-Galveston AERCO's Clean Cities/Clean Vehicles Program in Harris County. The contribution will be used in accordance with the Supplemental Environmental Project Agreement between the Houston-Galveston AERCO and the Texas Commission on Environmental Quality. SEP monies will be used to aid local school districts and area transit agencies in reaching local match requirements mandated by the Federal Highway Administration's ("FHWA") Congestion Mitigation/Air Quality funding program. SEP monies will be disbursed to school districts and transit agencies in need of funding assistance in the Houston-Galveston non-attainment area. Those SEP monies will be used exclusively by the school districts and transit agencies as supplements to meet the local match requirements of the EPA. SEP monies will be used to pay for the cost of replacing older diesel buses with alternative fueled or clean diesel buses. The old buses will be permanently retired and only sold for scrap. The schools and transit agencies will also use the SEP monies to retrofit more buses to reduce emissions. Houston-Galveston AERCO will send the TCEQ verification in the form of paid invoices and other documentation to show that the retrofits were completed. Retrofit technologies include particulate matter traps, diesel particulate matter filters, NOx reduction catalyst technology in combination with diesel particulate filters, and other emission control technologies that are developed and approved by EPA or the California Air Resources Board. |            |        |            |          | 8,000.00  | 8,000.00  |           |
| AQ | 36068                | Enterprise Products Operating LLC  | 02/22/2009 | 1.00:1 | 10,100.00  | 0.00     | 5,050.00  | 5,050.00  | 5,050.00  |

\* There are Multiple Respondent Names associated to this Case No.

## Appendix 8: List of SEP's & SEP Projects FY2009

### Single Program

|    |                           |   |            |            |            |          |           |            |            |
|----|---------------------------|---|------------|------------|------------|----------|-----------|------------|------------|
|    | POLLUTION PREVENTION      | The Respondent will contribute to Barbers Hill Independent School District's ("Barbers Hill ISD") Alternative Fueled Vehicle and Equipment Program in Chambers County. The contribution will be used in accordance with the Supplemental Environmental Project Agreement between Barbers Hill ISD and the Texas Commission on Environmental Quality. SEP monies will be used to retire current diesel-powered or gasoline powered vehicles and equipment and replace those vehicles and equipment with alternative-fueled vehicles and equipment; convert current vehicles and equipment to alternative-fueled equipment; or retrofit current gasoline or diesel-powered equipment.   | 5,050.00   | 5,050.00   |            |          |           |            |            |
| AQ | 35843                     | US Department of the Army   | 11/17/2008 | 1.00:1     | 4,750.00   | 950.00   | 0.00      | 3,800.00   | 3,800.00   |
|    | POLLUTION REDUCTION       | The Respondent shall contribute the SEP Offset Amount to the Third-Party Recipient named above. The contribution will be to Texas PTA for the Clean School Bus Program in Bell County as set forth in an agreement between the Third-Party Recipient and the TCEQ. Specifically, the contribution will be used to reimburse local school districts for the cost of the following activities to reduce emissions: 1) replacing older diesel buses with alternative fuelled or clean diesel buses; or 2) retrofitting older diesel buses with new, cleaner technology. All dollars contributed will be used solely for the direct cost of the project and no portion will be spent on administrative costs. The SEP will be done in accordance with all federal, state and local environmental laws and regulations.  | 3,800.00   | 3,800.00   |            |          |           |            |            |
| AQ | 25508                     | J. C. Evans Construction Holdings, Inc.   | 07/09/2009 | 1.00:1     | 210,000.00 | 0.00     | 42,000.00 | 168,000.00 | 168,000.00 |
|    | POLLUTION REDUCTION       | The Respondent shall perform an air pollution reduction project involving paving (with non-asphalt base materials) unpaved parking and driving areas at 9601 Clinton Drive in Houston, Texas. The subject site is a 0.773 acre commercial tract located at the northeast corner of Clinton Drive and Clinton Park Avenue in the Galena Park area of Houston. The legal description is: Business Tract "C", of CLINTON PARK ADDITION, a subdivision in the John Brown Survey, Abstract No. 8, in Houston, Harris County, Texas, according to the map or plat thereof, recorded in Volume 18, Pages 28, 29 and 30 of the Map Records of Harris County, Texas. The Respondent shall provide site specific engineer work, obtain permits, provide excavation and disposal of dirt, asphalt and concrete from areas 1, 3 & 4, perform site preparation, and install 6" concrete pavement in those same areas as shown in the scope of work approved by TCEQ. | 168,000.00 | 168,000.00 |            |          |           |            |            |
|    | CLEAN UP                  | This project will only receive a contribution if the Respondent does not complete Project 1 (custom SEP). Any remaining balance will be contributed to Texas RC&D for the Cleanup of Unauthorized Dumpsites   | 0.00       | 0.00       |            |          |           |            |            |
| AQ | 36369                     | Favelle Favco Cranes USA, Inc.  | 03/12/2009 | 1.00:1     | 4,128.00   | 825.00   | 1,652.00  | 1,651.00   | 1,651.00   |
|    | ENVIRONMENTAL RESTORATION | The Respondent shall contribute the SEP Offset Amount to the Third-Party Recipient named above. The contribution will be to Friends of Laguna Atascosa National Wildlife Refuge for the Flooding of Bahia Grande Project in Cameron County as set forth in an agreement between the Third-Party Recipient and the TCEQ. Specifically, the contribution will be used to work with the United States Fish and Wildlife Service to re-flood the Bahia Grande. This will restore tidal wetland habitats that went dry with the construction of the Brownsville ship channel. The SEP will be done in accordance with all federal, state and local environmental laws and regulations.   | 1,651.00   | 1,651.00   |            |          |           |            |            |
| AQ | 35848                     | Sherwin Alumina, L.P.   | 12/04/2008 | 1.00:1     | 23,200.00  | 4,640.00 | 9,280.00  | 9,280.00   | 9,280.00   |

\* There are Multiple Respondent Names associated to this Case No.

## Appendix 8: List of SEP's & SEP Projects FY2009

### Single Program

|    |       |                             |  |        |           |          |           |           |
|----|-------|-----------------------------|--|--------|-----------|----------|-----------|-----------|
|    |       | POLLUTION REDUCTION         | The Respondent will contribute to Texas A&M University-Kingsville, Air Quality Monitoring in San Patricio County. The contribution will be used in accordance with the Supplemental Environmental Project Agreement between Texas A&M University-Kingsville and the Texas Commission on Environmental Quality. The 3rd party will establish three air quality monitoring stations in the San Patricio Water District. The stations will consist of ambient air monitoring instruments, meteorological instruments, and ancillary equipment. The primary objective of these new monitoring stations is to provide continuous non-regulatory information on air quality. The stations will also generate data on background concentrations, pollutant transports from outside the air shed, and from the industrial district during the periods of predominant southeast to northwest wind patterns. The monitoring sites will be located at the Odem Raw Water Stations, Taft Texana Blending Station, and the San Patricio Country Municipal Water District Main Office, and the existing site at the Aransas Pass Treatment Plant.  |        |           |          | 9,280.00  | 9,280.00  |
| AQ | 37274 | Valero Refining-Texas, L.P. | 07/20/2009   | 1.00:1 | 10,439.00 | 2,087.00 | 4,176.00  | 4,176.00  |
|    |       | POLLUTION PREVENTION        | The Respondent will contribute to Houston-Galveston AERCO's Clean Cities/Clean Vehicles Program in Harris County. The contribution will be used in accordance with the Supplemental Environmental Project Agreement between the Houston-Galveston AERCO and the Texas Commission on Environmental Quality. SEP monies will be used to aid local school districts and area transit agencies in reaching local match requirements mandated by the Federal Highway Administration's ("FHWA") Congestion Mitigation/Air Quality funding program. SEP monies will be disbursed to school districts and transit agencies in need of funding assistance in the Houston-Galveston non-attainment area. Those SEP monies will be used exclusively by the school districts and transit agencies as supplements to meet the local match requirements of the EPA. SEP monies will be used to pay for the cost of replacing older diesel buses with alternative fueled or clean diesel buses. The old buses will be permanently retired and only sold for scrap. The schools and transit agencies will also use the SEP monies to retrofit more buses to reduce emissions. Houston-Galveston AERCO will send the TCEQ verification in the form of paid invoices and other documentation to show that the retrofits were completed. Retrofit technologies include particulate matter traps, diesel particulate matter filters, NOx reduction catalyst technology in combination with diesel particulate filters, and other emission control technologies that are developed and approved by EPA or the California Air Resources Board. |        |           |          | 4,176.00  | 4,176.00  |
| AQ | 36341 | Lucite International, Inc.  | 03/23/2009   | 1.00:1 | 28,750.00 | 5,750.00 | 11,500.00 | 11,500.00 |
|    |       | POLLUTION PREVENTION        | The Respondent shall contribute to the Third-Party Recipient pursuant to the agreement between the Third-Party Recipient and the TCEQ. Specifically, the Third-Party Recipient will contribute to Jefferson County for its Retrofit/Replacement of Heavy Equipment and Vehicles with Alternative Fueled Equipment and Vehicles. Specifically, the contribution will be used to purchase alternative fueled equipment such as propane or electric powered lawn mowers, propane powered light duty and heavy equipment, and alternative fueled vehicles and retire diesel and gasoline powered equipment and vehicles. Jefferson County will also convert current equipment and vehicles to alternative fueled equipment in order to lower emissions.  |        |           |          | 11,500.00 | 11,500.00 |
| AQ | 36133 | Union Tank Car Company      | 04/20/2009   | 1.00:1 | 11,530.00 | 2,306.00 | 4,612.00  | 4,612.00  |

\* There are Multiple Respondent Names associated to this Case No.

## Appendix 8: List of SEP's & SEP Projects FY2009

### Single Program

|    |                      |  |   |        |           |          |           |           |           |
|----|----------------------|--|---|--------|-----------|----------|-----------|-----------|-----------|
|    | POLLUTION PREVENTION |  | The Respondent will contribute to Houston-Galveston AERCO's Clean Cities/Clean Vehicles Program in Liberty County. The contribution will be used in accordance with the Supplemental Environmental Project Agreement between the Houston-Galveston AERCO and the Texas Commission on Environmental Quality. SEP monies will be used to aid local school districts and area transit agencies in reaching local match requirements mandated by the Federal Highway Administration's ("FHWA") Congestion Mitigation/Air Quality funding program. SEP monies will be disbursed to school districts and transit agencies in need of funding assistance in the Houston-Galveston non-attainment area. Those SEP monies will be used exclusively by the school districts and transit agencies as supplements to meet the local match requirements of the EPA. SEP monies will be used to pay for the cost of replacing older diesel buses with alternative fueled or clean diesel buses. The old buses will be permanently retired and only sold for scrap. The schools and transit agencies will also use the SEP monies to retrofit more buses to reduce emissions. Houston-Galveston AERCO will send the TCEQ verification in the form of paid invoices and other documentation to show that the retrofits were completed. Retrofit technologies include particulate matter traps, diesel particulate matter filters, NOx reduction catalyst technology in combination with diesel particulate filters, and other emission control technologies that are developed and approved by EPA or the California Air Resources Board. |        |           |          | 4,612.00  | 4,612.00  |           |
| AQ | 36231                | E. I. du Pont de Nemours and Company         | 07/09/2009  | 1.00:1 | 31,408.00 | 6,281.00 | 12,564.00 | 12,563.00 | 12,563.00 |
|    | POLLUTION PREVENTION |  | The Respondent shall contribute the SEP Offset Amount to the Third-Party Recipient named above. The contribution will be to Texas PTA for the Clean School Bus Program in Orange County as set forth in an agreement between the Third-Party Recipient and the TCEQ. Specifically, the contribution will be used to reimburse local school districts for the cost of the following activities to reduce emissions: 1) replacing older diesel buses with alternative fuelled or clean diesel buses; or 2) retrofitting older diesel buses with new, cleaner technology. All dollars contributed will be used solely for the direct cost of the project and no portion will be spent on administrative costs. The SEP will be done in accordance with all federal, state and local environmental laws and regulations.  |        |           |          | 12,563.00 | 12,563.00 |           |
| AQ | 27217                | BASF FINA Petrochemicals Limited Partnership | 12/20/2008  | 1.00:1 | 59,800.00 | 0.00     | 29,900.00 | 29,900.00 | 29,900.00 |
|    | POLLUTION REDUCTION  |  | Conduct home energy audits and to assist low income residents in the West Port Arthur area in improving their homes' energy efficiency such as by caulking, weatherizing, insulating, and replacing heating and cooling systems and major appliances with new, energy efficient equipment.  |        |           |          | 29,900.00 | 29,900.00 |           |
| AQ | 34602                | Shell Chemical LP                            | 09/22/2008  | 1.00:1 | 70,415.00 | 0.00     | 35,208.00 | 35,207.00 | 35,207.00 |

\* There are Multiple Respondent Names associated to this Case No.



## Appendix 8: List of SEP's & SEP Projects FY2009

### Single Program

|    |                      |  |            |        |           |          |           |           |          |
|----|----------------------|--|------------|--------|-----------|----------|-----------|-----------|----------|
|    | POLLUTION REDUCTION  | The Respondent will contribute to Houston-Galveston AERCO's Clean Cities/Clean Vehicles Program in Harris County. The contribution will be used in accordance with the Supplemental Environmental Project Agreement between the Houston-Galveston AERCO and the Texas Commission on Environmental Quality. SEP monies will be used to aid local school districts and area transit agencies in reaching local match requirements mandated by the Federal Highway Administration's ("FHWA") Congestion Mitigation/Air Quality funding program. SEP monies will be disbursed to school districts and transit agencies in need of funding assistance in the Houston-Galveston non-attainment area. Those SEP monies will be used exclusively by the school districts and transit agencies as supplements to meet the local match requirements of the EPA. SEP monies will be used to pay for the cost of replacing older diesel buses with alternative fueled or clean diesel buses. The old buses will be permanently retired and only sold for scrap. The schools and transit agencies will also use the SEP monies to retrofit more buses to reduce emissions. Houston-Galveston AERCO will send the TCEQ verification in the form of paid invoices and other documentation to show that the retrofits were completed. Retrofit technologies include particulate matter traps, diesel particulate matter filters, NOx reduction catalyst technology in combination with diesel particulate filters, and other emission control technologies that are developed and approved by EPA or the California Air Resources Board. |            |        |           |          | 35,207.00 | 35,207.00 |          |
| AQ | 36289                | ExxonMobil Oil Corporation   | 03/12/2009 | 1.00:1 | 10,000.00 | 2,000.00 | 4,000.00  | 4,000.00  | 4,000.00 |
|    | POLLUTION PREVENTION | The Respondent shall contribute to the Third-Party Recipient pursuant to the agreement between the Third-Party Recipient and the TCEQ. Specifically, the Third-Party Recipient will contribute to Jefferson County for its Retrofit/Replacement of Heavy Equipment and Vehicles with Alternative Fueled Equipment and Vehicles. Specifically, the contribution will be used to purchase alternative fueled equipment such as propane or electric powered lawn mowers, propane powered light duty and heavy equipment, and alternative fueled vehicles and retire diesel and gasoline powered equipment and vehicles. Jefferson County will also convert current equipment and vehicles to alternative fueled equipment in order to lower emissions.  |            |        |           |          | 4,000.00  | 4,000.00  |          |
| AQ | 35878                | ExxonMobil Oil Corporation   | 12/04/2008 | 1.00:1 | 16,450.00 | 3,290.00 | 6,580.00  | 6,580.00  | 6,580.00 |
|    | POLLUTION PREVENTION | The Respondent shall contribute to the Third-Party Recipient pursuant to the agreement between the Third-Party Recipient and the TCEQ. Specifically, the contribution will be used to aid local school districts, area transit agencies, and local governments in need of funding assistance to pay for the cost of the following activities to reduce emissions: 1) replacing older diesel buses with alternative fuelled or clean diesel buses; or 2) retrofitting older diesel buses with new, cleaner technology. The funds will be disbursed on a needs-rated basis, using non-attainment area status, condition of buses, and economic status of the recipient as possible rating factors if competition for the funds exists. To maximize funds, retrofitting will take priority over replacement of buses. Older buses deemed not suitable for retrofitting will be permanently retired and sold only for scrap.<br><br>Acceptable retrofit technologies include particulate matter traps, diesel particulate matter filters, nitrogen oxides (NOx) reduction catalyst technology in combination with diesel particulate filters, and other emission control technologies that are developed and approved by the United States Environmental Protection Agency ("EPA") or the California Air Resources Board.  |            |        |           |          | 6,580.00  | 6,580.00  |          |
| AQ | 35816                | Valero Refining-Texas, L.P.  | 10/23/2008 | 1.00:1 | 19,800.00 | 3,960.00 | 7,920.00  | 7,920.00  | 7,920.00 |

\* There are Multiple Respondent Names associated to this Case No.

## Appendix 8: List of SEP's & SEP Projects FY2009

### Single Program

|                      |       |   |            |        |           |          |           |           |           |
|----------------------|-------|---|------------|--------|-----------|----------|-----------|-----------|-----------|
| POLLUTION PREVENTION |       | <p>The Respondent will contribute to Houston-Galveston AERCO's Clean Cities/Clean Vehicles Program in Harris County. The contribution will be used in accordance with the Supplemental Environmental Project Agreement between the Houston-Galveston AERCO and the Texas Commission on Environmental Quality. SEP monies will be used to aid local school districts and area transit agencies in reaching local match requirements mandated by the Federal Highway Administration's ("FHWA") Congestion Mitigation/Air Quality funding program. SEP monies will be disbursed to school districts and transit agencies in need of funding assistance in the Houston-Galveston non-attainment area. Those SEP monies will be used exclusively by the school districts and transit agencies as supplements to meet the local match requirements of the EPA. SEP monies will be used to pay for the cost of replacing older diesel buses with alternative fueled or clean diesel buses. The old buses will be permanently retired and only sold for scrap. The schools and transit agencies will also use the SEP monies to retrofit more buses to reduce emissions. Houston-Galveston AERCO will send the TCEQ verification in the form of paid invoices and other documentation to show that the retrofits were completed. Retrofit technologies include particulate matter traps, diesel particulate matter filters, NOx reduction catalyst technology in combination with diesel particulate filters, and other emission control technologies that are developed and approved by EPA or the California Air Resources Board.</p> |            |        |           |          | 7,920.00  | 7,920.00  |           |
| AQ                   | 37144 | Mobil Chemical Company Inc.   | 08/31/2009 | 1.00:1 | 3,675.00  | 735.00   | 1,470.00  | 1,470.00  | 1,470.00  |
| POLLUTION PREVENTION |       | <p>The Respondent shall contribute to the Third-Party Recipient pursuant to the agreement between the Third-Party Recipient and the TCEQ. Specifically, the Third-Party Recipient will contribute to Jefferson County for its Retrofit/Replacement of Heavy Equipment and Vehicles with Alternative Fueled Equipment and Vehicles. Specifically, the contribution will be used to purchase alternative fueled equipment such as propane or electric powered lawn mowers, propane powered light duty and heavy equipment, and alternative fueled vehicles and retire diesel and gasoline powered equipment and vehicles. Jefferson County will also convert current equipment and vehicles to alternative fueled equipment in order to lower emissions.</p> <p>All dollars contributed will be used solely for the direct cost of the project and no portion will be spent on administrative costs. The SEP will be done in accordance with all federal, state and local environmental laws and regulations.</p>   |            |        |           |          | 1,470.00  | 1,470.00  |           |
| AQ                   | 36223 | Exxon Mobil Corporation   | 07/09/2009 | 1.00:1 | 30,000.00 | 6,000.00 | 12,000.00 | 12,000.00 | 12,000.00 |

\* There are Multiple Respondent Names associated to this Case No.

## Appendix 8: List of SEP's & SEP Projects FY2009

### Single Program

|    |                      |   |            |        |           |          |           |           |          |
|----|----------------------|---|------------|--------|-----------|----------|-----------|-----------|----------|
|    | POLLUTION PREVENTION | The Respondent will contribute to Houston-Galveston AERCO's Clean Cities/Clean Vehicles Program in Harris County. The contribution will be used in accordance with the Supplemental Environmental Project Agreement between the Houston-Galveston AERCO and the Texas Commission on Environmental Quality. SEP monies will be used to aid local school districts and area transit agencies in reaching local match requirements mandated by the Federal Highway Administration's ("FHWA") Congestion Mitigation/Air Quality funding program. SEP monies will be disbursed to school districts and transit agencies in need of funding assistance in the Houston-Galveston non-attainment area. Those SEP monies will be used exclusively by the school districts and transit agencies as supplements to meet the local match requirements of the EPA. SEP monies will be used to pay for the cost of replacing older diesel buses with alternative fueled or clean diesel buses. The old buses will be permanently retired and only sold for scrap. The schools and transit agencies will also use the SEP monies to retrofit more buses to reduce emissions. Houston-Galveston AERCO will send the TCEQ verification in the form of paid invoices and other documentation to show that the retrofits were completed. Retrofit technologies include particulate matter traps, diesel particulate matter filters, NOx reduction catalyst technology in combination with diesel particulate filters, and other emission control technologies that are developed and approved by EPA or the California Air Resources Board.    |            |        |           |          | 12,000.00 | 12,000.00 |          |
| AQ | 35334                | Seminole Pipeline Company   | 09/22/2008 | 1.00:1 | 10,500.00 | 2,100.00 | 4,200.00  | 4,200.00  | 4,200.00 |
|    | POLLUTION REDUCTION  | The Respondent will contribute to Houston-Galveston AERCO's Clean Cities/Clean Vehicles Program in Fort Bend County. The contribution will be used in accordance with the Supplemental Environmental Project Agreement between the Houston-Galveston AERCO and the Texas Commission on Environmental Quality. SEP monies will be used to aid local school districts and area transit agencies in reaching local match requirements mandated by the Federal Highway Administration's ("FHWA") Congestion Mitigation/Air Quality funding program. SEP monies will be disbursed to school districts and transit agencies in need of funding assistance in the Houston-Galveston non-attainment area. Those SEP monies will be used exclusively by the school districts and transit agencies as supplements to meet the local match requirements of the EPA. SEP monies will be used to pay for the cost of replacing older diesel buses with alternative fueled or clean diesel buses. The old buses will be permanently retired and only sold for scrap. The schools and transit agencies will also use the SEP monies to retrofit more buses to reduce emissions. Houston-Galveston AERCO will send the TCEQ verification in the form of paid invoices and other documentation to show that the retrofits were completed. Retrofit technologies include particulate matter traps, diesel particulate matter filters, NOx reduction catalyst technology in combination with diesel particulate filters, and other emission control technologies that are developed and approved by EPA or the California Air Resources Board. |            |        |           |          | 4,200.00  | 4,200.00  |          |
| AQ | 37194                | Chevron Phillips Chemical Company, LP   | 08/31/2009 | 1.00:1 | 9,700.00  | 1,940.00 | 3,880.00  | 3,880.00  | 3,880.00 |

\* There are Multiple Respondent Names associated to this Case No.

## Appendix 8: List of SEP's & SEP Projects FY2009

### Single Program

|     |                           |  |            |        |           |          |           |           |           |
|-----|---------------------------|--|------------|--------|-----------|----------|-----------|-----------|-----------|
|     | POLLUTION PREVENTION      | The Respondent will contribute to Houston-Galveston AERCO's Clean Cities/Clean Vehicles Program in Brazoria County. The contribution will be used in accordance with the Supplemental Environmental Project Agreement between the Houston-Galveston AERCO and the Texas Commission on Environmental Quality. SEP monies will be used to aid local school districts and area transit agencies in reaching local match requirements mandated by the Federal Highway Administration's ("FHWA") Congestion Mitigation/Air Quality funding program. SEP monies will be disbursed to school districts and transit agencies in need of funding assistance in the Houston-Galveston non-attainment area. Those SEP monies will be used exclusively by the school districts and transit agencies as supplements to meet the local match requirements of the EPA. SEP monies will be used to pay for the cost of replacing older diesel buses with alternative fueled or clean diesel buses. The old buses will be permanently retired and only sold for scrap. The schools and transit agencies will also use the SEP monies to retrofit more buses to reduce emissions. Houston-Galveston AERCO will send the TCEQ verification in the form of paid invoices and other documentation to show that the retrofits were completed. Retrofit technologies include particulate matter traps, diesel particulate matter filters, NOx reduction catalyst technology in combination with diesel particulate filters, and other emission control technologies that are developed and approved by EPA or the California Air Resources Board. |            |        |           |          | 3,880.00  | 3,880.00  |           |
| AQ  | 36282                     | ExxonMobil Oil Corporation   | 03/12/2009 | 1.00:1 | 8,100.00  | 1,620.00 | 3,240.00  | 3,240.00  | 3,240.00  |
|     | POLLUTION PREVENTION      | The Respondent shall contribute to the Third-Party Recipient pursuant to the agreement between the Third-Party Recipient and the TCEQ. Specifically, the contribution will be used to aid local school districts, area transit agencies, and local governments in need of funding assistance to pay for the cost of the following activities to reduce emissions: 1) replacing older diesel buses with alternative fuelled or clean diesel buses; or 2) retrofitting older diesel buses with new, cleaner technology. The funds will be disbursed on a needs-rated basis, using non-attainment area status, condition of buses, and economic status of the recipient as possible rating factors if competition for the funds exists. To maximize funds, retrofitting will take priority over replacement of buses. Older buses deemed not suitable for retrofitting will be permanently retired and sold only for scrap.<br><br>Acceptable retrofit technologies include particulate matter traps, diesel particulate matter filters, nitrogen oxides (NOx) reduction catalyst technology in combination with diesel particulate filters, and other emission control technologies that are developed and approved by the United States Environmental Protection Agency ("EPA") or the California Air Resources Board.  |            |        |           |          | 3,240.00  | 3,240.00  |           |
| ER  | 36575                     | City of Cedar Park   | 08/23/2009 | 1.00:1 | 10,000.00 | 0.00     | 0.00      | 10,000.00 | 10,000.00 |
|     | POLLUTION PREVENTION      | The Respondent shall hold a collection event to collect, properly dispose, or recycle household non-hazardous materials such as used motor oil, batteries, and antifreeze. The Respondent shall offer a convenient drop off location at no cost to the public. The event will be advertised in a local newspaper to increase public awareness of and participation in the event.   |            |        |           |          | 10,000.00 | 10,000.00 |           |
| IHW | 35397                     | Veolia ES Technical Solutions, L.L.C.  | 05/18/2009 | 1.00:1 | 6,090.00  | 0.00     | 3,045.00  | 3,045.00  | 3,045.00  |
|     | ENVIRONMENTAL RESTORATION | The project will use dredge spoil material to restore eight miles of shoreline within the Texas Point National Wildlife Refuge in Jefferson County, Sabine Pass, Texas. SEP monies will be used to assist with the installation of an estimated 2,000,000 cubic yards of dredge spoil material along Sabine- Neches Waterway.  |            |        |           |          | 3,045.00  | 3,045.00  |           |

\* There are Multiple Respondent Names associated to this Case No.

## Appendix 8: List of SEP's & SEP Projects FY2009

### Single Program

|     |       |                                       |   |        |            |          |            |            |            |
|-----|-------|---------------------------------------|---|--------|------------|----------|------------|------------|------------|
| IHW | 35015 | BP Products North America Inc.        | 07/09/2009  | 1.00:1 | 650,000.00 | 0.00     | 325,000.00 | 325,000.00 | 325,000.00 |
|     |       | ENVIRONMENTAL RESTORATION             | Respondent shall purchase a minimum of 125 acres of contiguous property in and around Texas City; perform a cleanup of contamination on the property; and preserve it in perpetuity as a park and nature preserve through a conservation easement.  |        |            |          |            | 325,000.00 | 325,000.00 |
| IHW | 29616 | Veolia ES Technical Solutions, LLC    | 07/09/2009  | 1.00:1 | 15,554.00  | 0.00     | 7,777.00   | 7,777.00   | 7,777.00   |
|     |       | POLLUTION REDUCTION                   | SEP Funds will be used to conduct home energy audits, to make repairs and upgrades to older homes, and to cover the incremental cost of replacing older energy-inefficient appliances with more energy-efficient ones for low-income homeowners in the West Port Arthur area. This project is an pollution reduction project that will result in a reduction of air pollutants in the airshed.  |        |            |          |            | 7,777.00   | 7,777.00   |
| IHW | 35349 | Chevron Phillips Chemical Company, LP | 11/06/2008  | 1.00:1 | 36,974.00  | 7,394.00 | 14,790.00  | 14,790.00  | 14,790.00  |
|     |       | CLEAN UP                              | The Respondent shall contribute to the Third-Party Recipient pursuant to the agreement between the Third-Party Recipient and the TCEQ. Specifically, the contribution will be used to coordinate with city and/or county governmental officials regarding the clean up of sites where trash has been disposed of illegally. Eligible sites will be limited to those where a responsible party can not be identified and where there is no pre-existing obligation to clean up the site by the owner or the government. Additionally, reasonable efforts must have already been taken to prevent the dumping. SEP monies will be used to pay for the direct cost of collection and disposal of debris. All dollars contributed will be used solely for the direct cost of the project and no portion will be spent on administrative costs. The SEP will be done in accordance with all federal, state and local environmental laws and regulations. |        |            |          |            | 14,790.00  | 14,790.00  |
| MSW | 36466 | Angelina County                       | 06/15/2009  | 1.00:1 | 13,000.00  | 2,600.00 | 0.00       | 10,400.00  | 10,400.00  |
|     |       | CLEAN UP                              | The Respondent shall contribute to the Third-Party Recipient pursuant to the agreement between the Third-Party Recipient and the TCEQ. Specifically, the contribution will be used to collect and properly dispose of illegally dumped waste. Eligible sites will be limited to areas where a responsible party cannot be identified and where there is no pre-existing obligation to clean up the site by the owner.   |        |            |          |            | 10,400.00  | 10,400.00  |
| MSW | 35183 | City of Corpus Christi                | 11/17/2008  | 1.00:1 | 5,300.00   | 0.00     | 0.00       | 5,300.00   | 5,300.00   |
|     |       | CLEAN UP                              | The Respondent shall contribute to the Third-Party Recipient pursuant to the agreement between the Third-Party Recipient and the TCEQ. Specifically, the contribution will be used for the Colonial Waterbird Rookery Island Enhancement Project. Shamrock and Causeway Islands are important rookery island with heavy bird usage that are experiencing significant loss of wetland and rookery habitat due to dredging activities and erosion from waves and ships. SEP monies will be used to pay for the labor and material costs associated with preventing erosion in the unprotected areas of the islands and restoring parts of the islands that have suffered from erosion. The project will protect critical bird habitat and also enhance the wetlands.  |        |            |          |            | 5,300.00   | 5,300.00   |
| MSW | 35798 | City of Kingsville                    | 01/30/2009  | 1.00:1 | 12,540.00  | 2,508.00 | 0.00       | 10,032.00  | 10,032.00  |
|     |       | POLLUTION PREVENTION                  | The Respondent shall hold a cleanup event to remove and properly dispose of or recycle used tires throughout the city.  |        |            |          |            | 10,032.00  | 10,032.00  |
| MSW | 34390 | Tyler County                          | 11/17/2008  | 1.00:1 | 6,300.00   | 1,260.00 | 0.00       | 5,040.00   | 5,040.00   |

\* There are Multiple Respondent Names associated to this Case No.

## Appendix 8: List of SEP's & SEP Projects FY2009

### Single Program

|     |                           |  |   |        |           |          |           |           |           |
|-----|---------------------------|--|---|--------|-----------|----------|-----------|-----------|-----------|
|     | POLLUTION PREVENTION      |  | The Respondent shall contribute to the Third-Party Recipient pursuant to the agreement between the Third-Party Recipient and the TCEQ. Specifically, the contribution will be used to provide low income rural homeowners with assistance to enable the repair or replacement of their failing on-site wastewater systems. SEP monies will be used to pay for the labor and materials costs related to repairing or replacing the failing systems. The recipients will not be charged for the cost of replacing or repairing the failing systems.   |        |           |          | 5,040.00  | 5,040.00  |           |
| PST | 37352                     | Paint Rock Independent School District | 08/31/2009  | 1.00:1 | 4,900.00  | 980.00   | 0.00      | 3,920.00  | 3,920.00  |
|     | POLLUTION PREVENTION      |  | The Respondent shall contribute the SEP Offset Amount to the Third-Party Recipient named above. The contribution will be to Texas PTA for the Clean School Bus Program in Concho County as set forth in an agreement between the Third-Party Recipient and the TCEQ. Specifically, the contribution will be used to reimburse local school districts for the cost of the following activities to reduce emissions: 1) replacing older diesel buses with alternative fuelled or clean diesel buses; or 2) retrofitting older diesel buses with new, cleaner technology. All dollars contributed will be used solely for the direct cost of the project and no portion will be spent on administrative costs. The SEP will be done in accordance with all federal, state and local environmental laws and regulations.                      |        |           |          | 3,920.00  | 3,920.00  |           |
| PST | 35858                     | WEHBE INVESTMENTS, INC.                | 02/22/2009  | 1.00:1 | 5,400.00  | 1,080.00 | 2,160.00  | 2,160.00  | 2,160.00  |
|     | CLEAN UP                  |  | The Respondent shall contribute to the Third-Party Recipient pursuant to the agreement between the Third-Party Recipient and the TCEQ. Specifically, the contribution will be used to coordinate with city and/or county governmental officials regarding the clean up of sites where trash has been disposed of illegally. Eligible sites will be limited to those where a responsible party can not be identified and where there is no pre-existing obligation to clean up the site by the owner or the government. Additionally, reasonable efforts must have already been taken to prevent the dumping. SEP monies will be used to pay for the direct cost of collection and disposal of debris. All dollars contributed will be used solely for the direct cost of the project and no portion will be spent on administrative costs |        |           |          | 2,160.00  | 2,160.00  |           |
| PST | 37119                     | Big Diamond, Inc.                      | 07/09/2009  | 1.00:1 | 4,401.00  | 880.00   | 1,761.00  | 1,760.00  | 1,760.00  |
|     | ENVIRONMENTAL ENHANCEMENT |  | The Respondent will contribute to Audubon Society Rio Bosque Wetlands Park. The contribution will be used in accordance with the Supplemental Environmental Project Agreement between the Audubon Society and the Texas Commission on Environmental Quality. Specifically, the contribution will be used for wetland restoration of 372 acres. The project will involve planting native plants, habitat redefinition, and wetlands restoration.   |        |           |          | 1,760.00  | 1,760.00  |           |
| PST | 25887                     | CITY OF EL PASO                        | 03/23/2009  | 1.00:1 | 73,980.00 | 0.00     | 0.00      | 73,980.00 | 73,980.00 |
|     | CLEAN UP                  |  | The contribution will be to Keep Texas Beautiful for the Stop Trashing Texas project in El Paso County as set forth in an agreement between the Third-Party Recipient and the TCEQ. Specifically, SEP funds will pay for the labor and disposal costs associated with cleanup of unauthorized trash dumps by supplying project coordination, labor, supplies, and materials for clean up events statewide.  |        |           |          | 73,980.00 | 73,980.00 |           |
| PST | 32844                     | West Texas Gas, Inc.                   | 04/05/2009  | 1.00:1 | 30,000.00 | 0.00     | 15,000.00 | 15,000.00 | 15,000.00 |

\* There are Multiple Respondent Names associated to this Case No.

## Appendix 8: List of SEP's & SEP Projects FY2009

### Single Program

|     |                      |   |            |           |           |        |           |           |           |
|-----|----------------------|---|------------|-----------|-----------|--------|-----------|-----------|-----------|
|     | POLLUTION PREVENTION | The Respondent shall contribute to the San Angelo Friends of the Environment (S.A.F.E.) - Recycling Program for Electronics, Glass, Plastics. Specifically, the contribution will be used in accordance with the Supplemental Environmental Project Agreement between the San Angelo Friends of the Environment and the Texas Commission on Environmental Quality. SEP funds will be used for the direct cost of purchasing recycling equipment, for labor costs, and for other for disposal and recycling costs associated with this project. All dollars contributed will be used solely for the direct cost of the project, and no portion will be spent on administrative costs.  | 15,000.00  | 15,000.00 |           |        |           |           |           |
| PST | 9562                 | D & P Management Services, L.L.C.   | 10/23/2008 | 1.00:1    | 27,000.00 | 0.00   | 13,500.00 | 13,500.00 | 13,500.00 |
|     | POLLUTION REDUCTION  | The contribution will be used in accordance with the Supplemental Environmental Project Agreement between the Houston-Galveston AERCO and the Texas Commission on Environmental Quality. SEP monies will be used to aid local school districts and area transit agencies in reaching local match requirements mandated by the Federal Highway Administration's ("FHWA") Congestion Mitigation/Air Quality funding program. SEP monies will be disbursed to school districts and transit agencies in need of funding assistance in the Houston-Galveston non-attainment area. Those SEP monies will be used exclusively by the school districts and transit agencies as supplements to meet the local match requirements of the EPA. SEP monies will be used to pay for the cost of replacing older diesel buses with alternative fueled or clean diesel buses. The old buses will be permanently retired and only sold for scrap. | 13,500.00  | 13,500.00 |           |        |           |           |           |
| PST | 36969                | City of Corpus Christi  | 06/01/2009 | 1.00:1    | 1,500.00  | 300.00 | 0.00      | 1,200.00  | 1,200.00  |
|     | CLEAN UP             | The Respondent shall contribute the SEP Amount to the Third-Party Recipient pursuant to the agreement between the Third-Party Recipient and the TCEQ. Specifically, the contribution will be used to cleanup unauthorized dump sites, recycle materials when feasible, and properly dispose of all waste. Eligible sites will be limited to those where a responsible party cannot be found or is unable to clean the site and where reasonable efforts have been made to prevent the dumping.<br><br>SEP monies will be used for the direct cost of collection and disposal of waste. No SEP monies will be spent on administrative costs.   | 1,200.00   | 1,200.00  |           |        |           |           |           |
| PWS | 27420                | City of Laredo  | 07/20/2009 | 1.00:1    | 48,747.00 | 0.00   | 0.00      | 48,747.00 | 48,747.00 |
|     | POLLUTION PREVENTION | The Respondent will contribute to the Third-Party Recipient pursuant to the agreement between the Third-Party Recipient and the TCEQ. Specifically, the Third-Party Recipient will provide low income homeowners with failing on-site wastewater treatment systems or no system at all, with technical and financial assistance to install, repair, or replace those water and wastewater sewage systems. To reduce costs, the Third-Party Recipient teams with low income homeowners to solve water and wastewater problems by working together to build water and wastewater infrastructures. SEP contributions are to be used for material and labor costs.  | 48,747.00  | 48,747.00 |           |        |           |           |           |
| PWS | 34136                | City Of Edgewood  | 06/01/2009 | 1.00:1    | 16,321.00 | 0.00   | 0.00      | 16,321.00 | 16,321.00 |
|     | CLEAN UP             | Project will coordinate with city and/or county government for hte clean up of sites where trash and debris has been disposed of illegally. Eligible sites will be limited to those where a responsible party can not be identified, there is no preexisting obligation to clean up the site by the owner or the government, and reasonable efforts have already been taken to prevent the dumping. SEP funds shall be used for the direct cost of collection and disposal of the trash and debris.   | 16,321.00  | 16,321.00 |           |        |           |           |           |

\* There are Multiple Respondent Names associated to this Case No.

## Appendix 8: List of SEP's & SEP Projects FY2009

### Single Program

|     |                           |  |            |        |          |        |      |          |          |
|-----|---------------------------|--|------------|--------|----------|--------|------|----------|----------|
| PWS | 36321                     | City of Fort Worth   | 02/22/2009 | 1.00:1 | 8,400.00 | 0.00   | 0.00 | 8,400.00 | 8,400.00 |
|     | CLEAN UP                  | The Respondent shall contribute to the Third-Party Recipient pursuant to the agreement between the Third-Party Recipient and the TCEQ. Specifically, the contribution will be used to cleanup rivers, lakes, and shorelines, by supplying project coordination, labor, supplies, and materials for cleanup events and by providing assistance with disposal fees for proper disposal of wastes collected at events. To maximize the event, cleanups will use volunteers for labor. All dollars contributed will be used solely for the direct cost of the project and no portion will be spent on administrative costs. The SEP will be done in accordance with all federal, state and local environmental laws and regulations. |            |        |          |        |      | 8,400.00 | 8,400.00 |
| PWS | 32369                     | City of Hubbard  | 10/06/2008 | 1.00:1 | 715.00   | 0.00   | 0.00 | 715.00   | 715.00   |
|     | POLLUTION REDUCTION       | Project will repair or replace failing water systems or on-site wastewater systems for low-income homeowners. SEP funds will be used to pay for the labor and material costs related to repairing or replacing the failing systems. The recipients will not be charged for the cost of replacing or repairing the failing system.  |            |        |          |        |      | 715.00   | 715.00   |
| PWS | 27041                     | City of Del Rio  | 02/22/2009 | 1.00:1 | 2,448.00 | 0.00   | 0.00 | 2,448.00 | 2,448.00 |
|     | CLEAN UP                  | Respondent shall contribute the SEP Amount to the Third-Party Recipient pursuant to the agreement between the Third-Party Recipient and the TCEQ. Specifically, the contribution will be to the Texas Association of Resource Conservation and Development Areas, Inc. ("RC&D") for the Water or Wastewater Assistance project in Val Verde County. Specifically, SEP monies will pay for the labor and disposal costs associated with assistance to low-income residents with shallow, improperly designed, or contaminated drinking water wells or failing wastewater systems, or plugging of abandoned wells.   |            |        |          |        |      | 2,448.00 | 2,448.00 |
| PWS | 34039                     | Webb County  | 09/22/2008 | 1.00:1 | 5,980.00 | 0.00   | 0.00 | 5,980.00 | 5,980.00 |
|     | POLLUTION PREVENTION      | The Respondent shall contribute to the Third-Party Recipient pursuant to the agreement between the Third-Party Recipient and the TCEQ. Specifically, the contribution will be used to provide low income rural homeowners with assistance to enable the repair or replacement of their failing on-site wastewater systems. SEP monies will be used to pay for the labor and materials costs related to repairing or replacing the failing systems. The recipients will not be charged for the cost of replacing or repairing the failing systems.<br><br>The Respondent certifies that there is no prior commitment to do this project and that it is being performed solely in an effort to settle this enforcement action.     |            |        |          |        |      | 5,980.00 | 5,980.00 |
| PWS | 35259                     | Rincon Water Supply Corporation  | 11/06/2008 | 1.00:1 | 1,440.00 | 288.00 | 0.00 | 1,152.00 | 1,152.00 |
|     | ENVIRONMENTAL ENHANCEMENT | The Respondent shall contribute to the Third-Party Recipient pursuant to the agreement between the Third-Party Recipient and the TCEQ. The Coastal Bend Audubon Society owns the North Bay Sanctuary. It is a 75-acre, largely wooded tract containing a 5-acre pond. The site includes a 12-foot viewing tower that can accommodate 15 people on the upper platform. Specifically, the contribution will be used to maintain the existing roads in the sanctuary, control Prickly Pear Cacti in a 20-acre section of the sanctuary, and assist in the removal of invasive reeds and other plants from the eastern section of the pond.  |            |        |          |        |      | 1,152.00 | 1,152.00 |
| PWS | 37136                     | Maverick County  | 08/23/2009 | 1.00:1 | 2,652.00 | 0.00   | 0.00 | 2,652.00 | 2,652.00 |

\* There are Multiple Respondent Names associated to this Case No.



## Appendix 8: List of SEP's & SEP Projects FY2009

### Single Program

|     |                      |                                      |   |        |          |        |      |          |          |
|-----|----------------------|--------------------------------------|---|--------|----------|--------|------|----------|----------|
|     | CLEAN UP             |                                      | The Respondent shall contribute to the Third-Party Recipient pursuant to the agreement between the Third-Party Recipient and the TCEQ. Specifically, the contribution will be used to clean-up sites where tires have been disposed of illegally. Eligible sites will be limited to those where a responsible party cannot be found and where reasonable efforts have been made to prevent the dumping. SEP monies will be used to pay for the direct cost of collecting and disposing of tires. All dollars contributed will be used solely for the direct cost of the project and no portion will be spent on administrative costs. The SEP will be done in accordance with all federal, state and local environmental laws and regulations.  |        |          |        |      | 2,652.00 | 2,652.00 |
| PWS | 36685                | Coke County Water Supply Corporation | 04/05/2009  | 1.00:1 | 2,160.00 | 0.00   | 0.00 | 2,160.00 | 2,160.00 |
|     | POLLUTION PREVENTION |                                      | The Respondent shall contribute to the Third-Party Recipient pursuant to the agreement between the Third-Party Recipient and the TCEQ. Specifically, the contribution will be used to coordinate with city and/or county governmental officials regarding the clean up of sites where trash has been disposed of illegally. Eligible sites will be limited to those where a responsible party can not be identified and where there is no pre-existing obligation to clean up the site by the owner or the government. Additionally, reasonable efforts must have already been taken to prevent the dumping. SEP monies will be used to pay for the direct cost of collection and disposal of debris. All dollars contributed will be used solely for the direct cost of the project and no portion will be spent on administrative costs. The SEP will be done in accordance with all federal, state and local environmental laws and regulations. |        |          |        |      | 2,160.00 | 2,160.00 |
| PWS | 35314                | Faith West, Inc.                     | 09/22/2008  | 1.00:1 | 1,920.00 | 384.00 | 0.00 | 1,536.00 | 1,536.00 |
|     | CLEAN UP             |                                      | The Respondent will contribute to Gulf Coast Waste Disposal Authority ("GCWDA") for its River, Lakes, Bays 'N Bayous Trash Bash in Harris County. The contribution will be used in accordance with the Supplemental Environmental Project Agreement between the GCWDA and the Texas Commission on Environmental Quality. Specifically, the contribution will be used to pay for materials, supplies, disposal costs, and transportation costs directly associated with the cleanup of trash and pollutants from the Galveston Bay and the San Jacinto watershed.  |        |          |        |      | 1,536.00 | 1,536.00 |
| PWS | 35168                | City of Kenedy                       | 10/06/2008  | 1.00:1 | 3,665.00 | 733.00 | 0.00 | 2,932.00 | 2,932.00 |
|     | POLLUTION REDUCTION  |                                      | The Respondent shall provide first-time sewer service for one low-income individual that is currently utilizing a septic system. The project shall include purchasing and installing sanitary sewer line and other materials as required, to perform the work as well as properly decommissioning the existing septic system at no cost to the homeowner.   |        |          |        |      | 2,932.00 | 2,932.00 |
| PWS | 35574                | City of Newark                       | 09/22/2008  | 1.00:1 | 1,130.00 | 226.00 | 0.00 | 904.00   | 904.00   |
|     | CLEAN UP             |                                      | The Respondent shall contribute to the Third-Party Recipient pursuant to the agreement between the Third-Party Recipient and the TCEQ. Specifically, the contribution will be used to cleanup rivers, lakes, and shorelines, by supplying project coordination, labor, supplies, and materials for cleanup events and by providing assistance with disposal fees for proper disposal of wastes collected at events. To maximize the event, cleanups will use volunteers for labor. All dollars contributed will be used solely for the direct cost of the project and no portion will be spent on administrative costs. The SEP will be done in accordance with all federal, state and local environmental laws and regulations.  |        |          |        |      | 904.00   | 904.00   |
| WQ  | 37103                | Camp Olympia, Inc.                   | 08/31/2009  | 1.00:1 | 5,640.00 | 0.00   | 0.00 | 5,640.00 | 5,640.00 |

\* There are Multiple Respondent Names associated to this Case No.

## Appendix 8: List of SEP's & SEP Projects FY2009

### Single Program

|    |                           |  |            |           |           |          |          |           |           |
|----|---------------------------|--|------------|-----------|-----------|----------|----------|-----------|-----------|
|    | POLLUTION PREVENTION      | The Respondent shall contribute to the Third-Party Recipient pursuant to the agreement between the Third-Party Recipient and the TCEQ. Specifically, the contribution will be used to provide low income rural homeowners with assistance to enable the repair or replacement of their failing on-site wastewater systems. SEP monies will be used to pay for the labor and materials costs related to repairing or replacing the failing systems. The recipients will not be charged for the cost of replacing or repairing the failing systems.                            | 5,640.00   | 5,640.00  |           |          |          |           |           |
| WQ | 33523                     | City of Port Arthur  | 03/12/2009 | 1.00:1    | 13,860.00 | 2,772.00 | 0.00     | 11,088.00 | 11,088.00 |
|    | POLLUTION REDUCTION       | The Respondent shall provide first-time sewer service for one low-income household in Jefferson County. Respondent shall properly decommission (empty and remove or backfill) the existing septic tank at no cost to the homeowner. The project shall include purchasing and installing sewer system piping, clean-outs, and other materials required to complete the work and make it fully operational.  | 6,000.00   | 6,000.00  |           |          |          |           |           |
|    | ENVIRONMENTAL RESTORATION | This project will help stabilize the shoreline by placing vinyl sheets of piling and erosion control blankets along a stretch of waterway along Pleasure Island. Continued erosion from wave action caused by passing ships is compromising the integrity of the shoreline along Pleasure Island. The embankment will be reclaimed and sloped to stabilize approximately 5 miles of shoreline.   | 5,088.00   | 5,088.00  |           |          |          |           |           |
| WQ | 36603                     | City of Kerens   | 06/01/2009 | 1.00:1    | 16,725.00 | 0.00     | 0.00     | 16,725.00 | 16,725.00 |
|    | POLLUTION PREVENTION      | The Respondent shall hold two one-day events for the collection, recycling, or proper disposal of tires, batteries, electronics, and lawn clippings. The Respondent shall offer a designated drop-off location where the public can drop off materials for disposal or recycling at no cost to the citizens. The events will be advertised in a local newspaper to increase public awareness of and participation in the events.   | 16,725.00  | 16,725.00 |           |          |          |           |           |
| WQ | 35104                     | Carotex, Inc.  | 03/12/2009 | 1.00:1    | 9,800.00  | 1,960.00 | 3,920.00 | 3,920.00  | 3,920.00  |
|    | ENVIRONMENTAL RESTORATION | The Respondent shall contribute the SEP Amount to the Third-Party Recipient pursuant to the agreement between the Third-Party Recipient and the TCEQ. Specifically, the contribution will be used to stabilize the shoreline by placing vinyl sheets of piling and erosion control blankets along a stretch of waterway along Pleasure Island. Continued erosion from wave action caused by passing ships is compromising the integrity of the shoreline along Pleasure Island. The embankment will be reclaimed and sloped to stabilize approximately 5 miles of shoreline. | 3,920.00   | 3,920.00  |           |          |          |           |           |
| WQ | 35859                     | EAST CEDAR CREEK FWSD  | 11/17/2008 | 1.00:1    | 5,370.00  | 1,074.00 | 0.00     | 4,296.00  | 4,296.00  |
|    | POLLUTION PREVENTION      | Specifically, Third-Party Recipient shall repair or replace failing water systems or on-site wastewater systems for low income homeowners. Third-Party Recipient shall use SEP Funds to pay for the labor and materials costs related to repairing or replacing the failing systems. The recipients will not be charged for the cost of replacing or repairing the failing systems. Third-Party recipient shall use a consistent and documented system for determining eligible participants.  | 4,296.00   | 4,296.00  |           |          |          |           |           |
| WQ | 37034                     | City of Shepherd   | 06/15/2009 | 1.00:1    | 6,910.00  | 1,382.00 | 0.00     | 5,528.00  | 5,528.00  |
|    | POLLUTION PREVENTION      | The Respondent shall contribute to the Third-Party Recipient pursuant to the agreement between the Third-Party Recipient and the TCEQ. Specifically, the contribution will be used to provide low income rural homeowners with assistance to enable the repair or replacement of their failing on-site wastewater systems. SEP monies will be used to pay for the labor and materials costs related to repairing or replacing the failing systems. The recipients will not be charged for the cost of replacing or repairing the failing systems.                            | 5,528.00   | 5,528.00  |           |          |          |           |           |

\* There are Multiple Respondent Names associated to this Case No.

## Appendix 8: List of SEP's & SEP Projects FY2009

### Single Program

|    |       |                                     |   |        |           |          |          |           |           |
|----|-------|-------------------------------------|---|--------|-----------|----------|----------|-----------|-----------|
| WQ | 35829 | City of Huntsville                  | 12/04/2008  | 1.00:1 | 8,675.00  | 1,735.00 | 0.00     | 6,940.00  | 6,940.00  |
|    |       | POLLUTION PREVENTION                | The Respondent shall contribute to the Third-Party Recipient pursuant to the agreement between the Third-Party Recipient and the TCEQ. Specifically, the Third-Party Recipient shall repair or replace failing water systems or on-site wastewater systems for low income homeowners. The Third-Party Recipient shall use SEP funds to pay for the labor and materials costs related to repairing or replacing the failing systems. The recipients will not be charged for the cost of replacing or repairing the failing systems. The Third-Party recipient shall use a consistent and documented system for determining eligible participants.  |        |           |          |          | 6,940.00  | 6,940.00  |
| WQ | 36925 | City of Sonora                      | 07/09/2009  | 1.00:1 | 26,192.00 | 0.00     | 0.00     | 26,192.00 | 26,192.00 |
|    |       | POLLUTION PREVENTION                | The Respondent shall contribute the SEP Amount to the Third-Party Recipient pursuant to the agreement between the Third-Party Recipient and the TCEQ. Specifically, the contribution will be used to provide local residents with a means of properly disposing household hazardous wastes such as paint, thinners, pesticides, oil and gas, corrosive cleaners, and fertilizers in one day collection events. SEP monies will be used to pay for the associated labor, materials, and disposal costs. Citizens will not be charged disposal fees. The project is administered in accordance with TCEQ guidance on household hazardous waste and in compliance with federal, state, and local environmental laws and regulations. All dollars contributed will be used solely for the direct cost of the project and no portion will be spent on administrative costs.  |        |           |          |          | 26,192.00 | 26,192.00 |
| WQ | 36553 | City of Bonham                      | 07/09/2009  | 1.00:1 | 26,125.00 | 0.00     | 0.00     | 26,125.00 | 26,125.00 |
|    |       | POLLUTION REDUCTION                 | The Respondent shall provide first-time wastewater service to two low-income homes currently utilizing failing or inadequately designed septic systems. The SEP Offset Amount will be used to install an estimated 1,600 linear feet of sewer lines, to install an estimated four manholes, to connect the two residences to the central sewer line, and to properly decommission the existing septic systems. The Respondent and its agents shall perform this project in accordance with all federal, state and local environmental laws and regulations  |        |           |          |          | 26,125.00 | 26,125.00 |
| WQ | 35990 | Nash Trucking & Construction, Ltd.  | 12/04/2008  | 1.00:1 | 9,368.00  | 1,873.00 | 3,748.00 | 3,747.00  | 3,747.00  |
|    |       | CLEAN UP                            | The Respondent shall contribute to the Third-Party Recipient pursuant to the agreement between the Third-Party Recipient and the TCEQ. Specifically, the contribution will be used to coordinate with city and/or county governmental officials regarding the clean up of sites where trash has been disposed of illegally. Eligible sites will be limited to those where a responsible party can not be identified and where there is no pre-existing obligation to clean up the site by the owner or the government. Additionally, reasonable efforts must have already been taken to prevent the dumping. SEP monies will be used to pay for the direct cost of collection and disposal of debris. All dollars contributed will be used solely for the direct cost of the project and no portion will be spent on administrative costs. The SEP will be done in accordance with all federal, state and local environmental laws and regulations. |        |           |          |          | 3,747.00  | 3,747.00  |
| WQ | 35475 | Gulf Coast Waste Disposal Authority | 10/06/2008  | 1.00:1 | 7,810.00  | 1,562.00 | 0.00     | 6,248.00  | 6,248.00  |

\* There are Multiple Respondent Names associated to this Case No.

## Appendix 8: List of SEP's & SEP Projects FY2009

### Single Program

|    |                           |  |            |          |           |           |      |           |           |
|----|---------------------------|--|------------|----------|-----------|-----------|------|-----------|-----------|
|    | CLEAN UP                  | The Respondent will contribute to Galveston Bay Foundation "Marsh Mania" in Harris County. The contribution will be used in accordance with the Supplemental Environmental Project Agreement between the Galveston Bay Foundation and the Texas Commission on Environmental Quality. SEP monies will be used to restore shoreline elevations, growing plants for shoreline restoration, and planting new habitat. Historic subsidence and erosion have resulted in shoreline elevations which are too low to support vegetation. This project will seek to raise elevations by scraping and terracing. Scraping involves the use of earthmoving equipment to grade an eroded, bluff-like shoreline so that it slopes gradually towards the water resulting in the ability of plant growth. Terracing uses earthmoving equipment to create small levees by burrowing and stacking sediment in shallow water. The high elevation can then be planted with emergent vegetation. SEP monies will be used to pay for the direct costs of the implementation of the project, including material, equipment, and labor costs. | 6,248.00   | 6,248.00 |           |           |      |           |           |
| WQ | 35664                     | City of Bishop   | 11/06/2008 | 1.00:1   | 6,000.00  | 1,200.00  | 0.00 | 4,800.00  | 4,800.00  |
|    | CLEAN UP                  | The Respondent shall perform a cleanup of an unauthorized dumpsite on at least two properties in Nueces County and shall utilize recycling of recyclable materials where possible. Eligible sites will be those where a responsible party cannot be found or is unable to clean the site and where reasonable efforts have been made to prevent the dumping. The Respondent shall post signs or implement other measures in an effort to prevent future occurrences of illegal dumping.<br><br>The Respondent shall use contract labor to perform the project or shall only receive credit for its employee labor to the extent that it is used on an overtime basis and can be documented. The Respondent will not receive credit for gratuities or inducements for volunteers. The Respondent shall use the SEP Offset Amount only for the direct cost of implementing the project and no portion shall be spent on administrative costs. The Respondent shall perform this project in accordance with all federal, state and local environmental laws and regulations.  | 4,800.00   | 4,800.00 |           |           |      |           |           |
| WQ | 35355                     | Harris County  | 09/22/2008 | 1.00:1   | 6,490.00  | 1,298.00  | 0.00 | 5,192.00  | 5,192.00  |
|    | ENVIRONMENTAL ENHANCEMENT | The Respondent will contribute to Galveston Bay Foundation "Marsh Mania" in Harris County. The contribution will be used in accordance with the Supplemental Environmental Project Agreement between the Galveston Bay Foundation and the Texas Commission on Environmental Quality. SEP monies will be used to restore shoreline elevations, growing plants for shoreline restoration, and planting new habitat. Historic subsidence and erosion have resulted in shoreline elevations which are too low to support vegetation. This project will seek to raise elevations by scraping and terracing. Scraping involves the use of earthmoving equipment to grade an eroded, bluff-like shoreline so that it slopes gradually towards the water resulting in the ability of plant growth. Terracing uses earthmoving equipment to create small levees by burrowing and stacking sediment in shallow water. The high elevation can then be planted with emergent vegetation. SEP monies will be used to pay for the direct costs of the implementation of the project, including material, equipment, and labor costs. | 5,192.00   | 5,192.00 |           |           |      |           |           |
| WQ | 27015                     | City of Joaquin  | 10/23/2008 | 1.00:1   | 92,040.00 | 18,408.00 | 0.00 | 73,632.00 | 73,632.00 |

\* There are Multiple Respondent Names associated to this Case No.

## Appendix 8: List of SEP's & SEP Projects FY2009

### Single Program

|    |                           |  |            |           |           |          |          |           |           |
|----|---------------------------|--|------------|-----------|-----------|----------|----------|-----------|-----------|
|    | POLLUTION PREVENTION      | The Respondent shall contribute to the Third-Party Recipient pursuant to the agreement between the Third-Party Recipient and the TCEQ. Specifically, the Third-Party Recipient shall repair or replace failing water systems or on-site wastewater systems for low income homeowners. The Third-Party Recipient shall use SEP funds to pay for the labor and materials costs related to repairing or replacing the failing systems. The recipients will not be charged for the cost of replacing or repairing the failing systems. The Third-Party recipient shall use a consistent and documented system for determining eligible participants.   | 73,632.00  | 73,632.00 |           |          |          |           |           |
| WQ | 37148                     | Martin Operating Partnership L. P.   | 07/20/2009 | 1.00:1    | 20,400.00 | 4,080.00 | 8,160.00 | 8,160.00  | 8,160.00  |
|    | ENVIRONMENTAL ENHANCEMENT | The Respondent shall contribute the SEP Amount to the Third-Party Recipient pursuant to the agreement between the Third-Party Recipient and the TCEQ. Specifically, the contribution will be used to stabilize the shoreline by placing vinyl sheets of piling and erosion control blankets along a stretch of waterway along Pleasure Island. Continued erosion from wave action caused by passing ships is compromising the integrity of the shoreline along Pleasure Island. The embankment will be reclaimed and sloped to stabilize approximately 5 miles of shoreline.   | 8,160.00   | 8,160.00  |           |          |          |           |           |
| WQ | 21143                     | City of Haskell  | 10/23/2008 | 1.00:1    | 6,300.00  | 0.00     | 0.00     | 6,300.00  | 6,300.00  |
|    | POLLUTION REDUCTION       | The Respondent shall contribute the SEP Amount to the Third-Party Recipient pursuant to the agreement between the Third-Party Recipient and the TCEQ. Specifically, SEP funds will be used by the Texas Association of Resource Conservation and Development Areas, Inc. ("RC&D") for the Wastewater Treatment Assistance program in Haskell County. In the alternative, if all SEP funds are not expended on the clean up of illegal trash dumps, the funds will be spent on the Abandoned Tire Site Clean-Up, Unauthorized Trash Dump Clean-Up, or other pre-approved SEP project in Haskell County.   | 6,300.00   | 6,300.00  |           |          |          |           |           |
| WQ | 35596                     | City of Corpus Christi   | 10/23/2008 | 1.00:1    | 18,180.00 | 3,636.00 | 0.00     | 14,544.00 | 14,544.00 |
|    | ENVIRONMENTAL ENHANCEMENT | The Respondent shall contribute to the Third-Party Recipient pursuant to the agreement between the Third-Party Recipient and the TCEQ. Specifically, the contribution will be used for the Colonial Waterbird Rookery Island Enhancement Project. Shamrock and Causeway Islands are important rookery island with heavy bird usage that are experiencing significant loss of wetland and rookery habitat due to dredging activities and erosion from waves and ships. SEP monies will be used to pay for the labor and material costs associated with preventing erosion in the unprotected areas of the islands and restoring parts of the islands that have suffered from erosion. The project will protect critical bird habitat and also enhance the wetlands. | 14,544.00  | 14,544.00 |           |          |          |           |           |
| WQ | 37147                     | City of Sanger   | 07/20/2009 | 1.00:1    | 5,700.00  | 0.00     | 0.00     | 5,700.00  | 5,700.00  |

\* There are Multiple Respondent Names associated to this Case No.

## Appendix 8: List of SEP's & SEP Projects FY2009

### Single Program

|    |                           |  |            |           |           |          |           |           |           |
|----|---------------------------|--|------------|-----------|-----------|----------|-----------|-----------|-----------|
|    | POLLUTION PREVENTION      | The Respondent shall contribute to the Third-Party Recipient pursuant to the agreement between the Third-Party Recipient and the TCEQ. Specifically, the contribution will be used to aid local school districts, area transit agencies, and local governments in need of funding assistance to pay for the cost of the following activities to reduce emissions: 1) replacing older diesel buses with alternative fuelled or clean diesel buses; or 2) retrofitting older diesel buses with new, cleaner technology. The funds will be disbursed on a needs-rated basis, using non-attainment area status, condition of buses, and economic status of the recipient as possible rating factors if competition for the funds exists. To maximize funds, retrofitting will take priority over replacement of buses. Older buses deemed not suitable for retrofitting will be permanently retired and sold only for scrap. | 5,700.00   | 5,700.00  |           |          |           |           |           |
| WQ | 36426                     | City of Kerrville  | 02/22/2009 | 1.00:1    | 12,300.00 | 2,460.00 | 0.00      | 9,840.00  | 9,840.00  |
|    | POLLUTION PREVENTION      | The Respondent shall contribute to the Third-Party Recipient pursuant to the agreement between the Third-Party Recipient and the TCEQ. Specifically, the Third-Party Recipient shall repair or replace failing water systems or on-site wastewater systems for low income homeowners. The Third-Party Recipient shall use SEP funds to pay for the labor and materials costs related to repairing or replacing the failing systems. The recipients will not be charged for the cost of replacing or repairing the failing systems. The Third-Party recipient shall use a consistent and documented system for determining eligible participants.   | 9,840.00   | 9,840.00  |           |          |           |           |           |
| WQ | 35939                     | TIN Inc.   | 02/08/2009 | 1.00:1    | 28,860.00 | 5,772.00 | 11,544.00 | 11,544.00 | 11,544.00 |
|    | ENVIRONMENTAL RESTORATION | The Respondent shall contribute the SEP Offset Amount to the Third-Party Recipient named above. The contribution will be to Ducks Unlimited, Inc. for Reforestation and Enhancement of Tony Houseman State Park & Wildlife Management Area at Blue Elbow Swamp as set forth in an agreement between the Third-Party Recipient and the TCEQ. SEP funds will be used for the restoration and enhancement of the forested wetlands at the park. SEP monies will be used to pay for the cost of trees, labor, and for the equipment needed to plant tree and remove undesired exotic species. All dollars contributed will be used solely for the direct cost of the project and no portion will be spent on administrative costs. The SEP will be done in accordance with all federal, state and local environmental laws and regulations.  | 11,544.00  | 11,544.00 |           |          |           |           |           |
| WQ | 35765                     | Texas Petrochemicals LP  | 11/06/2008 | 1.00:1    | 17,213.00 | 3,442.00 | 6,886.00  | 6,885.00  | 6,885.00  |
|    | POLLUTION PREVENTION      | The Respondent shall contribute to the Third-Party Recipient pursuant to the agreement between the Third-Party Recipient and the TCEQ. Specifically, Third-Party Recipient shall repair or replace failing water systems or on-site wastewater systems for low income homeowners. Third-Party Recipient shall use SEP Funds to pay for the labor and materials costs related to repairing or replacing the failing systems. The recipients will not be charged for the cost of replacing or repairing the failing systems. Third-Party recipient shall use a consistent and documented system for determining eligible participants.   | 6,885.00   | 6,885.00  |           |          |           |           |           |
| WQ | 36673                     | City of Groesbeck  | 03/23/2009 | 1.00:1    | 2,580.00  | 516.00   | 0.00      | 2,064.00  | 2,064.00  |

\* There are Multiple Respondent Names associated to this Case No.

## Appendix 8: List of SEP's & SEP Projects FY2009

### Single Program

|    |                      |   |            |          |           |          |      |          |          |
|----|----------------------|---|------------|----------|-----------|----------|------|----------|----------|
|    | POLLUTION PREVENTION | The Respondent shall contribute to the Third-Party Recipient pursuant to the agreement between the Third-Party Recipient and the TCEQ. Specifically, the contribution will be used to clean-up sites where tires have been disposed of illegally. Eligible sites will be limited to those where a responsible party cannot be found and where reasonable efforts have been made to prevent the dumping. SEP monies will be used to pay for the direct cost of collecting and disposing of tires. All dollars contributed will be used solely for the direct cost of the project and no portion will be spent on administrative costs. The SEP will be done in accordance with all federal, state and local environmental laws and regulations.  | 2,064.00   | 2,064.00 |           |          |      |          |          |
| WQ | 35719                | City of Weatherford   | 11/06/2008 | 1.00:1   | 3,050.00  | 610.00   | 0.00 | 2,440.00 | 2,440.00 |
|    | CLEAN UP             | The Respondent shall contribute to the Third-Party Recipient pursuant to the agreement between the Third-Party Recipient and the TCEQ. Specifically, the contribution will be used to cleanup rivers, lakes, and shorelines, by supplying project coordination, labor, supplies, and materials for cleanup events and by providing assistance with disposal fees for proper disposal of wastes collected at events. To maximize the event, cleanups will use volunteers for labor. All dollars contributed will be used solely for the direct cost of the project and no portion will be spent on administrative costs. The SEP will be done in accordance with all federal, state and local environmental laws and regulations.  | 2,440.00   | 2,440.00 |           |          |      |          |          |
| WQ | 35694                | City of Maud  | 09/22/2008 | 1.00:1   | 9,400.00  | 1,880.00 | 0.00 | 7,520.00 | 7,520.00 |
|    | CLEAN UP             | The Respondent shall contribute to the Third-Party Recipient pursuant to the agreement between the Third-Party Recipient and the TCEQ. Specifically, the contribution will be used to coordinate with city and/or county governmental officials regarding the clean up of sites where trash has been disposed of illegally. Eligible sites will be limited to those where a responsible party can not be identified and where there is no pre-existing obligation to clean up the site by the owner or the government. Additionally, reasonable efforts must have already been taken to prevent the dumping. SEP monies will be used to pay for the direct cost of collection and disposal of debris. All dollars contributed will be used solely for the direct cost of the project and no portion will be spent on administrative costs. The SEP will be done in accordance with all federal, state and local environmental laws and regulations. | 7,520.00   | 7,520.00 |           |          |      |          |          |
| WQ | 36729                | City of Madisonville  | 05/03/2009 | 1.00:1   | 6,500.00  | 1,300.00 | 0.00 | 5,200.00 | 5,200.00 |
|    | POLLUTION PREVENTION | The Respondent shall contribute to the Third-Party Recipient pursuant to the agreement between the Third-Party Recipient and the TCEQ. Specifically, the Third-Party Recipient shall repair or replace failing water systems or on-site wastewater systems for low income homeowners. The Third-Party Recipient shall use SEP funds to pay for the labor and materials costs related to repairing or replacing the failing systems. The recipients will not be charged for the cost of replacing or repairing the failing systems. The Third-Party recipient shall use a consistent and documented system for determining eligible participants.  | 5,200.00   | 5,200.00 |           |          |      |          |          |
| WQ | 36401                | Timber Lane Utility District  | 04/05/2009 | 1.00:1   | 10,250.00 | 2,050.00 | 0.00 | 8,200.00 | 8,200.00 |
|    | CLEAN UP             | The Respondent will contribute to Gulf Coast Waste Disposal Authority ("GCWDA") for its River, Lakes, Bays 'N Bayous Trash Bash in Harris County. The contribution will be used in accordance with the Supplemental Environmental Project Agreement between the GCWDA and TCEQ. Specifically, the contribution will be used to pay for materials, supplies, disposal costs, and transportation costs directly associated with the cleanup of trash and pollutants from the Galveston Bay and the San Jacinto watershed.   | 8,200.00   | 8,200.00 |           |          |      |          |          |
| WQ | 35720                | City of Groesbeck   | 12/04/2008 | 1.00:1   | 6,800.00  | 1,360.00 | 0.00 | 5,440.00 | 5,440.00 |

\* There are Multiple Respondent Names associated to this Case No.

## Appendix 8: List of SEP's & SEP Projects FY2009

### Single Program

|    |                     |   |            |           |           |          |      |           |           |
|----|---------------------|---|------------|-----------|-----------|----------|------|-----------|-----------|
|    | CLEAN UP            | Specifically, the contribution will be used to clean-up sites where tires have been disposed of illegally. Eligible sites will be limited to those where a responsible party cannot be found and where reasonable efforts have been made to prevent the dumping. SEP monies will be used to pay for the direct cost of collecting and disposing of tires. All dollars contributed will be used solely for the direct cost of the project and no portion will be spent on administrative costs. The SEP will be done in accordance with all federal, state and local environmental laws and regulations.   | 5,440.00   | 5,440.00  |           |          |      |           |           |
| WQ | 36405               | City of Eustace   | 06/15/2009 | 1.00:1    | 12,360.00 | 2,472.00 | 0.00 | 9,888.00  | 9,888.00  |
|    | POLLUTION REDUCTION | The Respondent shall provide first-time central sewer service to three low-income residences that are currently utilizing failing or inadequately designed septic systems. SEP monies will be used to pay for a private contractor to install low-pressure systems to each of the residences, to connect the residences to central sewer, and to properly decommission the existing septic tanks and drain field systems.   | 9,888.00   | 9,888.00  |           |          |      |           |           |
| WQ | 36621               | Red River Redevelopment Authority   | 04/20/2009 | 1.00:1    | 12,850.00 | 2,570.00 | 0.00 | 10,280.00 | 10,280.00 |
|    | CLEAN UP            | The Respondent shall contribute to the Third-Party Recipient pursuant to the agreement between the Third-Party Recipient and the TCEQ. Specifically, the contribution will be used to coordinate with city and/or county governmental officials regarding the clean up of sites where trash has been disposed of illegally. Eligible sites will be limited to those where a responsible party can not be identified and where there is no pre-existing obligation to clean up the site by the owner or the government. Additionally, reasonable efforts must have already been taken to prevent the dumping. SEP monies will be used to pay for the direct cost of collection and disposal of debris. All dollars contributed will be used solely for the direct cost of the project and no portion will be spent on administrative costs. The SEP will be done in accordance with all federal, state and local environmental laws and regulations. | 10,280.00  | 10,280.00 |           |          |      |           |           |
| WQ | 35642               | City of Walnut Springs  | 12/04/2008 | 1.00:1    | 1,250.00  | 250.00   | 0.00 | 1,000.00  | 1,000.00  |
|    | CLEAN UP            | The Respondent shall contribute to the Third-Party Recipient pursuant to the agreement between the Third-Party Recipient and the TCEQ. Specifically, the contribution will be used to coordinate with city and/or county governmental officials regarding the clean up of sites where trash has been disposed of illegally. Eligible sites will be limited to those where a responsible party can not be identified and where there is no pre-existing obligation to clean up the site by the owner or the government. Additionally, reasonable efforts must have already been taken to prevent the dumping. SEP monies will be used to pay for the direct cost of collection and disposal of debris. All dollars contributed will be used solely for the direct cost of the project and no portion will be spent on administrative costs. The SEP will be done in accordance with all federal, state and local environmental laws and regulations. | 1,000.00   | 1,000.00  |           |          |      |           |           |
| WQ | 36798               | City of Groveton  | 08/31/2009 | 1.00:1    | 31,531.00 | 0.00     | 0.00 | 31,531.00 | 31,531.00 |
|    | POLLUTION REDUCTION | The Respondent shall repair or replace failing or inadequately designed private sewer lines, access units, and clean-outs for low-income residents. The Respondent anticipates repair or replacement of private sewer lines at approximately 10 homes in Trinity County. SEP monies will be used to pay contractor costs to perform the project. The Respondent and its agents shall perform this project in accordance with all federal, state and local environmental laws and regulations  | 31,531.00  | 31,531.00 |           |          |      |           |           |

\* There are Multiple Respondent Names associated to this Case No.



## Appendix 8: List of SEP's & SEP Projects FY2009

### Single Program

|    |       |  |   |        |           |          |      |           |           |
|----|-------|--|---|--------|-----------|----------|------|-----------|-----------|
| WQ | 34449 | City of Plano                          | 11/06/2008  | 1.00:1 | 11,250.00 | 0.00     | 0.00 | 11,250.00 | 11,250.00 |
|    |       | POLLUTION PREVENTION                   | The Respondent shall contribute to the Third-Party Recipient pursuant to the agreement between the Third-Party Recipient and the TCEQ. Specifically, the contribution will be used to provide low income rural homeowners with assistance to enable the repair or replacement of their failing on-site wastewater systems. SEP monies will be used to pay for the labor and materials costs related to repairing or replacing the failing systems. The recipients will not be charged for the cost of replacing or repairing the failing systems.   |        |           |          |      | 11,250.00 | 11,250.00 |
| WQ | 36056 | Central Texas Water Supply Corporation | 02/08/2009  | 1.00:1 | 4,250.00  | 0.00     | 0.00 | 4,250.00  | 4,250.00  |
|    |       | POLLUTION PREVENTION                   | The Respondent shall contribute the SEP Offset Amount to the Third-Party Recipient named above. The contribution will be to Texas State University for the Continuous Water Quality Monitoring Network in Bell County as set forth in an agreement between the Third-Party Recipient and the TCEQ. Specifically, SEP monies will be used by the Recipient to install and/or support a continuous monitoring station that will collect water quality data every fifteen (15) minutes and report data to the TCEQ LEADS system every hour using cellular telemetry. The following water quality parameters will be measured: dissolved oxygen, temperature, specific conductance, pH, turbidity, and water level.   |        |           |          |      | 4,250.00  | 4,250.00  |
| WQ | 35436 | City of Humble                         | 12/20/2008  | 1.00:1 | 6,500.00  | 1,300.00 | 0.00 | 5,200.00  | 5,200.00  |
|    |       | CLEAN UP                               | The Respondent will contribute to Gulf Coast Waste Disposal Authority ("GCWDA") for its River, Lakes, Bays 'N Bayous Trash Bash in Harris County. The contribution will be used in accordance with the Supplemental Environmental Project Agreement between the GCWDA and the Texas Commission on Environmental Quality. Specifically, the contribution will be used to pay for materials, supplies, disposal costs, and transportation costs directly associated with the cleanup of trash and pollutants from the Galveston Bay and the San Jacinto watershed.  |        |           |          |      | 5,200.00  | 5,200.00  |
| WQ | 34721 | Village of Wimberly *                  | 11/17/2008  | 1.00:1 | 8,000.00  | 1,600.00 | 0.00 | 6,400.00  | 6,400.00  |
|    |       | CLEAN UP                               | The Respondents shall contribute to the Third-Party Recipient pursuant to the agreement between the Third-Party Recipient and the TCEQ. Specifically, the contribution will be used to clean-up sites where tires have been disposed of illegally. Eligible sites will be limited to those where a responsible party cannot be found and where reasonable efforts have been made to prevent the dumping. SEP monies will be used to pay for the direct cost of collecting and disposing of tires. All dollars contributed will be used solely for the direct cost of the project and no portion will be spent on administrative costs. The SEP will be done in accordance with all federal, state and local environmental laws and regulations.   |        |           |          |      | 6,400.00  | 6,400.00  |
| WQ | 36021 | City of Crowell                        | 04/05/2009  | 1.00:1 | 12,600.00 | 2,520.00 | 0.00 | 10,080.00 | 10,080.00 |
|    |       | CLEAN UP                               | The Respondent shall contribute to the Third-Party Recipient pursuant to the agreement between the Third-Party Recipient and the TCEQ. Specifically, the contribution will be used to coordinate with city and/or county governmental officials regarding the clean up of sites where trash has been disposed of illegally. Eligible sites will be limited to those where a responsible party can not be identified and where there is no pre-existing obligation to clean up the site by the owner or the government. Additionally, reasonable efforts must have already been taken to prevent the dumping. SEP monies will be used to pay for the direct cost of collection and disposal of debris. All dollars contributed will be used solely for the direct cost of the project and no portion will be spent on administrative costs. The SEP will be done in accordance with all federal, state and local environmental laws and regulations. |        |           |          |      | 10,080.00 | 10,080.00 |

\* There are Multiple Respondent Names associated to this Case No.

## Appendix 8: List of SEP's & SEP Projects FY2009

### Single Program

|    |       |                                    |  |        |           |          |      |           |           |
|----|-------|------------------------------------|--|--------|-----------|----------|------|-----------|-----------|
| WQ | 36891 | City of Houston                    | 06/01/2009   | 1.00:1 | 7,800.00  | 1,560.00 | 0.00 | 6,240.00  | 6,240.00  |
|    |       | ENVIRONMENTAL ENHANCEMENT          | The Respondent shall contribute to the Third-Party Recipient pursuant to the agreement between the Third-Party Recipient and the TCEQ. Specifically, the contribution will be used to pay for the labor and materials costs associated with conducting prescribed burns, removing non-native trees, and for planting native trees and plants.  |        |           |          |      | 6,240.00  | 6,240.00  |
| WQ | 37036 | City of Emory                      | 05/18/2009   | 1.00:1 | 5,250.00  | 1,050.00 | 0.00 | 4,200.00  | 4,200.00  |
|    |       | POLLUTION PREVENTION               | The Respondent shall contribute to the Third-Party Recipient pursuant to the agreement between the Third-Party Recipient and the TCEQ. Specifically, the Third-Party Recipient shall repair or replace failing water systems or on-site wastewater systems for low income homeowners. The Third-Party Recipient shall use SEP funds to pay for the labor and materials costs related to repairing or replacing the failing systems. The recipients will not be charged for the cost of replacing or repairing the failing systems. The Third-Party recipient shall use a consistent and documented system for determining eligible participants.   |        |           |          |      | 4,200.00  | 4,200.00  |
| WQ | 36766 | Texas Department of Transportation | 03/23/2009   | 1.00:1 | 6,380.00  | 1,276.00 | 0.00 | 5,104.00  | 5,104.00  |
|    |       | POLLUTION PREVENTION               | The Respondent shall contribute to the Third-Party Recipient pursuant to the agreement between the Third-Party Recipient and the TCEQ. Specifically, the Third-Party Recipient shall repair or replace failing water systems or on-site wastewater systems for low income homeowners. The Third-Party Recipient shall use SEP funds to pay for the labor and materials costs related to repairing or replacing the failing systems. The recipients will not be charged for the cost of replacing or repairing the failing systems. The Third-Party recipient shall use a consistent and documented system for determining eligible participants.   |        |           |          |      | 5,104.00  | 5,104.00  |
| WQ | 35775 | City of Burkburnett                | 12/04/2008   | 1.00:1 | 23,800.00 | 0.00     | 0.00 | 23,800.00 | 23,800.00 |
|    |       | CLEAN UP                           | The Respondent shall contribute the SEP Amount to the Third-Party Recipient pursuant to the agreement between the Third-Party Recipient and the TCEQ. Specifically, the contribution will be used to provide local residents with a means of properly disposing household hazardous wastes such as paint, thinners, pesticides, oil and gas, corrosive cleaners, and fertilizers in one day collection events. SEP monies will be used to pay for the associated labor, materials, and disposal costs. Citizens will not be charged disposal fees. The project is administered in accordance with TCEQ guidance on household hazardous waste and in compliance with federal, state, and local environmental laws and regulations. All dollars contributed will be used solely for the direct cost of the project and no portion will be spent on administrative costs. |        |           |          |      | 23,800.00 | 23,800.00 |
| WQ | 36415 | City of Gatesville                 | 03/23/2009   | 1.00:1 | 23,000.00 | 0.00     | 0.00 | 23,000.00 | 23,000.00 |
|    |       | POLLUTION PREVENTION               | The Respondent shall contribute to the Third-Party Recipient pursuant to the agreement between the Third-Party Recipient and the TCEQ. Specifically, the Third-Party Recipient shall repair or replace failing water systems or on-site wastewater systems for low income homeowners. The Third-Party Recipient shall use SEP funds to pay for the labor and materials costs related to repairing or replacing the failing systems. The recipients will not be charged for the cost of replacing or repairing the failing systems. The Third-Party recipient shall use a consistent and documented system for determining eligible participants.   |        |           |          |      | 23,000.00 | 23,000.00 |
| WQ | 36751 | Town of Flower Mound               | 08/23/2009   | 1.00:1 | 19,100.00 | 3,820.00 | 0.00 | 15,280.00 | 15,280.00 |

\* There are Multiple Respondent Names associated to this Case No.

## Appendix 8: List of SEP's & SEP Projects FY2009

### Single Program

|    |                           |   |            |           |           |          |          |           |           |
|----|---------------------------|---|------------|-----------|-----------|----------|----------|-----------|-----------|
|    | POLLUTION REDUCTION       | Respondent shall perform an erosion control project in a creek to reduce siltation in a tributary of the Trinity River in Denton County. This project will consist of the installation of approximately 60 linear feet of slope protection to eliminate ongoing erosion of the creek bank adjacent to 1201 Savannah Court in Flower Mound, Texas. Slope stabilization will be addressed by the installation of R-Rap Walls (also referred to as a Bag Wall installation). The R-Rap wall installation will begin above the sanitary creek crossing and will extend south for approximately 20 feet on the east side of the creek and 40' feet on the west side of the creek.  | 15,280.00  | 15,280.00 |           |          |          |           |           |
| WQ | 35613                     | Harris County Fresh Water Supply District 1A  | 11/06/2008 | 1.00:1    | 3,150.00  | 630.00   | 0.00     | 2,520.00  | 2,520.00  |
|    | ENVIRONMENTAL RESTORATION | The Respondent shall contribute to the Third-Party Recipient pursuant to the agreement between the Third-Party Recipient and the TCEQ. Specifically, the contribution will be used to pay for the labor and materials costs associated with conducting prescribed burns, removing non-native trees, and for planting native trees and plants.   | 2,520.00   | 2,520.00  |           |          |          |           |           |
| WQ | 34866                     | City of Laredo  | 06/01/2009 | 1.00:1    | 12,933.00 | 0.00     | 0.00     | 12,933.00 | 12,933.00 |
|    | POLLUTION REDUCTION       | Project will repair or replace failing water systems or on-site wastewater systems for low-income homeowners. SEP funds will be used to pay for the labor and material costs related to repairing or replacing the failing systems. The recipients will not be charged for the cost of replacing or repairing the failing system. Benefit: Protect water sources for drinking, recreation and wildlife from contamination from the failing treatment systems; protect public health from contaminated drinking water supplies.  | 12,933.00  | 12,933.00 |           |          |          |           |           |
| WQ | 36795                     | WESTERN RIM INVESTMENT ADVISORS INC   | 06/15/2009 | 1.00:1    | 19,758.00 | 3,951.00 | 7,904.00 | 7,903.00  | 7,903.00  |
|    | ENVIRONMENTAL ENHANCEMENT | The Respondent will contribute to Tyler Audubon Society Habitat Improvement for its habitat improvement on Langley Island on Lake Tyler. The contribution will be used in accordance with the Supplemental Environmental Project Agreement between the Audubon Society and the Texas Commission on Environmental Quality. Specifically, the contribution will be used for transportation via boat to the island, for purchase of hand tools for clearing undergrowth and unwanted trees, and for needed signs to mark trails and post rules for island usage.   | 7,903.00   | 7,903.00  |           |          |          |           |           |
| WQ | 34321                     | D & M Water Supply Corporation  | 08/23/2009 | 1.00:1    | 28,980.00 | 0.00     | 0.00     | 28,980.00 | 28,980.00 |
|    | POLLUTION REDUCTION       | Project will repair or replace failing water systems or on-site wastewater systems for low-income homeowners. SEP funds will be used to pay for the labor and material costs related to repairing or replacing the failing systems. The recipients will not be charged for the cost of replacing or repairing the failing system.   | 28,980.00  | 28,980.00 |           |          |          |           |           |
| WQ | 17870                     | City of Springtown  | 10/23/2008 | 1.00:1    | 6,420.00  | 0.00     | 0.00     | 6,420.00  | 6,420.00  |
|    | POLLUTION REDUCTION       | The Respondent shall, through a licensed professional installer, construct a compressed natural gas ("CNG") fueling station and convert at least two of its existing fleet of diesel and regular gasoline powered vehicles to natural gas fueled vehicles. The Respondent shall use SEP funds to pay for the direct cost of the CNG fueling station installation and the cost of conversion of the vehicles and will not use SEP funds for administrative costs or for purchasing fuel. The Respondent shall continue the operation of the CNG fueling station and the use of CNG fuel in its converted vehicles for a minimum of three years following the effective date of this Agreed Order.<br><br>The Respondent shall perform this project in accordance with all federal, state and local environmental laws and regulations. | 6,420.00   | 6,420.00  |           |          |          |           |           |

\* There are Multiple Respondent Names associated to this Case No.

## Appendix 8: List of SEP's & SEP Projects FY2009

### Single Program

|    |       |                                      |   |        |           |           |          |           |           |
|----|-------|--------------------------------------|---|--------|-----------|-----------|----------|-----------|-----------|
| WQ | 36030 | City of Mount Pleasant               | 01/30/2009  | 1.00:1 | 9,500.00  | 1,900.00  | 0.00     | 7,600.00  | 7,600.00  |
|    |       | POLLUTION PREVENTION                 | The Respondent shall contribute to the Third-Party Recipient pursuant to the agreement between the Third-Party Recipient and the TCEQ. Specifically, the Third-Party Recipient shall repair or replace failing water systems or on-site wastewater systems for low income homeowners. The Third-Party Recipient shall use SEP funds to pay for the labor and materials costs related to repairing or replacing the failing systems. The recipients will not be charged for the cost of replacing or repairing the failing systems. The Third-Party recipient shall use a consistent and documented system for determining eligible participants.  |        |           |           |          | 7,600.00  | 7,600.00  |
| WQ | 35101 | North Texas Municipal Water District | 09/22/2008  | 1.00:1 | 58,475.00 | 11,695.00 | 0.00     | 46,780.00 | 46,780.00 |
|    |       | CLEAN UP                             | The Respondent shall contribute to the Third-Party Recipient pursuant to the agreement between the Third-Party Recipient and the TCEQ. Specifically, the contribution will be used to cleanup rivers, lakes, and shorelines, by supplying project coordination, labor, supplies, and materials for cleanup events and by providing assistance with disposal fees for proper disposal of wastes collected at events. To maximize the event, cleanups will use volunteers for labor. All dollars contributed will be used solely for the direct cost of the project and no portion will be spent on administrative costs. The SEP will be done in accordance with all federal, state and local environmental laws and regulations.  |        |           |           |          | 46,780.00 | 46,780.00 |
| WQ | 36694 | City of San Antonio                  | 04/20/2009  | 1.00:1 | 2,250.00  | 450.00    | 0.00     | 1,800.00  | 1,800.00  |
|    |       | ENVIRONMENTAL RESTORATION            | The Respondent shall contribute the SEP Amount to the Third-Party Recipient pursuant to the agreement between the Third-Party Recipient and the TCEQ. Specifically, the contribution will be used to restore the 600-acre upland habitat at the Mitchell Lake Audubon Center and Sanctuary by removing non-native, exotic plant species and re-establishing native grasses, forbs, and woody vegetation. The re-introduction of the native vegetation throughout the uplands will provide maximum benefit for the wildlife of Mitchell Lake.  |        |           |           |          | 1,800.00  | 1,800.00  |
| WQ | 36151 | Metroplex Quarry's Inc.              | 02/22/2009  | 1.00:1 | 14,311.00 | 2,862.00  | 5,725.00 | 5,724.00  | 5,724.00  |
|    |       | CLEAN UP                             | The Respondent shall contribute to the Third-Party Recipient pursuant to the agreement between the Third-Party Recipient and the TCEQ. Specifically, the contribution will be used to coordinate with city and/or county governmental officials regarding the clean up of sites where trash has been disposed of illegally. Eligible sites will be limited to those where a responsible party can not be identified and where there is no pre-existing obligation to clean up the site by the owner or the government. Additionally, reasonable efforts must have already been taken to prevent the dumping. SEP monies will be used to pay for the direct cost of collection and disposal of debris. All dollars contributed will be used solely for the direct cost of the project and no portion will be spent on administrative costs. The SEP will be done in accordance with all federal, state and local environmental laws and regulations. |        |           |           |          | 5,724.00  | 5,724.00  |
| WQ | 37002 | City of Cotulla                      | 07/20/2009  | 1.00:1 | 25,166.00 | 5,033.00  | 0.00     | 20,133.00 | 20,133.00 |

\* There are Multiple Respondent Names associated to this Case No.

## Appendix 8: List of SEP's & SEP Projects FY2009

### Single Program

|    |          |                               |  |        |          |          |           |           |          |
|----|----------|-------------------------------|--|--------|----------|----------|-----------|-----------|----------|
|    | CLEAN UP |                               | The Respondent shall contribute to the Third-Party Recipient pursuant to the agreement between the Third-Party Recipient and the TCEQ. Specifically, the contribution will be used to coordinate with city and/or county governmental officials regarding the clean up of sites where trash has been disposed of illegally. Eligible sites will be limited to those where a responsible party can not be identified and where there is no pre-existing obligation to clean up the site by the owner or the government. Additionally, reasonable efforts must have already been taken to prevent the dumping. SEP monies will be used to pay for the direct cost of collection and disposal of debris. All dollars contributed will be used solely for the direct cost of the project and no portion will be spent on administrative costs. The SEP will be done in accordance with all federal, state and local environmental laws and regulations.  |        |          |          | 20,133.00 | 20,133.00 |          |
| WQ | 36926    | City of Fort Worth            | 05/18/2009   | 1.00:1 | 3,750.00 | 0.00     | 0.00      | 3,750.00  | 3,750.00 |
|    | CLEAN UP |                               | The Respondent shall contribute to the Third-Party Recipient pursuant to the agreement between the Third-Party Recipient and the TCEQ. Specifically, the contribution will be used to cleanup rivers, lakes, and shorelines, by supplying project coordination, labor, supplies, and materials for cleanup events and by providing assistance with disposal fees for proper disposal of wastes collected at events. To maximize the event, cleanups will use volunteers for labor. All dollars contributed will be used solely for the direct cost of the project and no portion will be spent on administrative costs. The SEP will be done in accordance with all federal, state and local environmental laws and regulations.   |        |          |          | 3,750.00  | 3,750.00  |          |
| WQ | 35563    | Oxbow Carbon & Minerals LLC   | 09/22/2008   | 1.00:1 | 4,030.00 | 806.00   | 1,612.00  | 1,612.00  | 1,612.00 |
|    | CLEAN UP |                               | The Respondent will contribute to Gulf Coast Waste Disposal Authority ("GCWDA") for its River, Lakes, Bays 'N Bayous Trash Bash in Galveston County. The contribution will be used in accordance with the Supplemental Environmental Project Agreement between the GCWDA and the Texas Commission on Environmental Quality. Specifically, the contribution will be used to pay for materials, supplies, disposal costs, and transportation costs directly associated with the cleanup of trash and pollutants from the Galveston Bay and the San Jacinto watershed.  |        |          |          | 1,612.00  | 1,612.00  |          |
| WQ | 36812    | Aqua Water Supply Corporation | 05/18/2009   | 1.00:1 | 5,800.00 | 1,160.00 | 0.00      | 4,640.00  | 4,640.00 |
|    | CLEAN UP |                               | The Respondent will contribute to Lower Colorado River Authority ("LCRA") Household Hazardous Waste and Reusable Materials Collection. The contribution will be used in accordance with the Supplemental Environmental Project Agreement between the Lower Colorado River Authority and the Texas Commission on Environmental Quality. SEP monies will be used to sponsor household hazardous waste collection events, battery collection events, used oil collection events, paint collection events, and tire collection events in conjunction with local city and county governments through the LCRA Statutory District. These collection events provide citizens with a safe and convenient opportunity to properly dispose of household hazardous wastes such as: paint, tires, pesticides, motor oil, oil filters, antifreeze, batteries, and household cleaners. Citizens will be encouraged to reuse unused portions of properly labeled and handled chemical products (i.e. fertilizers, paints, and some pesticides/herbicides) through the reusable materials exchange. SEP monies will be used by LCRA to supplement scheduled events, and to add additional collection events. The LCRA has not previously budgeted for these supplemental, additional, or special collection events and will not budget for them. |        |          |          | 4,640.00  | 4,640.00  |          |
| WQ | 35792    | Shell Chemical LP *           | 12/04/2008   | 1.00:1 | 4,830.00 | 966.00   | 1,932.00  | 1,932.00  | 1,932.00 |

\* There are Multiple Respondent Names associated to this Case No.

## Appendix 8: List of SEP's & SEP Projects FY2009

### Single Program

|    |                      |   |            |           |           |          |      |           |           |
|----|----------------------|---|------------|-----------|-----------|----------|------|-----------|-----------|
|    | CLEAN UP             | The Respondents will contribute to Gulf Coast Waste Disposal Authority ("GCWDA") for its River, Lakes, Bays 'N Bayous Trash Bash in Harris County. The contribution will be used in accordance with the Supplemental Environmental Project Agreement between the GCWDA and the Texas Commission on Environmental Quality. Specifically, the contribution will be used to pay for materials, supplies, disposal costs, and transportation costs directly associated with the cleanup of trash and pollutants from the Galveston Bay and the San Jacinto watershed.                                 | 1,932.00   | 1,932.00  |           |          |      |           |           |
| WQ | 37175                | City of Pearland  | 07/20/2009 | 1.00:1    | 16,950.00 | 3,390.00 | 0.00 | 13,560.00 | 13,560.00 |
|    | POLLUTION PREVENTION | The Respondent will contribute to Brazoria County to provide assistance to low income homeowners to repair or replace failing or inadequately designed On-Site Sewage Facilities ("OSSFs") within the county. Many of the OSSFs currently in operation in Brazoria County are substandard and result in the release of sewage in residential areas, public rights-of-way, and waterways.<br><br>Brazoria County shall not charge homeowners for any portion of the cost of the project paid for by SEP funds.   | 13,560.00  | 13,560.00 |           |          |      |           |           |
| WQ | 35637                | Apple Springs Independent School District   | 09/22/2008 | 1.00:1    | 4,500.00  | 900.00   | 0.00 | 3,600.00  | 3,600.00  |
|    | CLEAN UP             | The Respondent shall contribute to the Third-Party Recipient pursuant to the agreement between the Third-Party Recipient and the TCEQ. Specifically, the contribution will be used to collect and properly dispose of illegally dumped waste. Eligible sites will be limited to areas where a responsible party cannot be identified and where there is no pre-existing obligation to clean up the site by the owner.   | 3,600.00   | 3,600.00  |           |          |      |           |           |
| WQ | 36245                | Harris County Municipal Utility District 24   | 03/23/2009 | 1.00:1    | 25,270.00 | 5,054.00 | 0.00 | 20,216.00 | 20,216.00 |
|    | POLLUTION PREVENTION | The Respondent will contribute to Gulf Coast Waste Disposal Authority ("GCWDA") for its River, Lakes, Bays 'N Bayous Trash Bash in Harris County. The contribution will be used in accordance with the Supplemental Environmental Project Agreement between the GCWDA and TCEQ. Specifically, the contribution will be used to pay for materials, supplies, disposal costs, and transportation costs directly associated with the cleanup of trash and pollutants from the Galveston Bay and the San Jacinto watershed.   | 20,216.00  | 20,216.00 |           |          |      |           |           |
| WQ | 34408                | City of Rosebud   | 04/20/2009 | 1.00:1    | 3,825.00  | 765.00   | 0.00 | 3,060.00  | 3,060.00  |
|    | POLLUTION REDUCTION  | Project 1 - Erosion Control<br>The Respondent shall perform an erosion control project at three locations in Falls County. The Respondent shall regrade the slopes of the creek or waterway banks and plant vegetation or other approved non-eroding materials to prevent further erosion and siltation, as well as to reduce the likelihood of downstream flooding. The erosion currently is causing turbidity and sedimentation. The Respondent shall utilize city employees to perform regrading, seeding, and/or installation of materials, and shall encourage the growth of the vegetation. | 1,530.00   | 1,530.00  |           |          |      |           |           |
|    | POLLUTION REDUCTION  | Project 2 - Wastewater Assistance<br><br>The Respondent shall repair or replace sanitary sewer service lines, cleanouts, and caps on approximately 3 residences of low-income homeowners in Falls County. The project will reduce inflow and infiltration into the sanitary sewer collection system and help prevent stoppages and backups of sewage into residential areas. The Respondent shall not charge the homeowners for the costs of the SEP.   | 1,530.00   | 1,530.00  |           |          |      |           |           |
| WQ | 35522                | Dripping Springs Independent School District  | 12/20/2008 | 1.00:1    | 9,450.00  | 1,890.00 | 0.00 | 7,560.00  | 7,560.00  |

\* There are Multiple Respondent Names associated to this Case No.

## Appendix 8: List of SEP's & SEP Projects FY2009

### Single Program

|    |                      |  |            |           |           |           |      |           |           |
|----|----------------------|--|------------|-----------|-----------|-----------|------|-----------|-----------|
|    | POLLUTION PREVENTION | The Respondent shall contribute to the Third-Party Recipient pursuant to the agreement between the Third-Party Recipient and the TCEQ. Specifically, Third-Party Recipient shall repair or replace failing water systems or on-site wastewater systems for low income homeowners. Third-Party Recipient shall use SEP Funds to pay for the labor and materials costs related to repairing or replacing the failing systems. The recipients will not be charged for the cost of replacing or repairing the failing systems. Third-Party recipient shall use a consistent and documented system for determining eligible participants.   | 7,560.00   | 7,560.00  |           |           |      |           |           |
| WQ | 36060                | Harris County  | 02/08/2009 | 1.00:1    | 3,340.00  | 668.00    | 0.00 | 2,672.00  | 2,672.00  |
|    | CLEAN UP             | The Respondent shall contribute to the Third-Party Recipient pursuant to the agreement between the Third-Party Recipient and the TCEQ. Specifically, the contribution will be used to cleanup rivers, lakes, and shorelines, by supplying project coordination, labor, supplies, and materials for cleanup events and by providing assistance with disposal fees for proper disposal of wastes collected at events. To maximize the event, cleanups will use volunteers for labor. All dollars contributed will be used solely for the direct cost of the project and no portion will be spent on administrative costs. The SEP will be done in accordance with all federal, state and local environmental laws and regulations. | 2,672.00   | 2,672.00  |           |           |      |           |           |
| WQ | 35942                | Northwest Harris County<br>Municipal Utility District 20   | 12/04/2008 | 1.00:1    | 9,525.00  | 1,905.00  | 0.00 | 7,620.00  | 7,620.00  |
|    | CLEAN UP             | The Respondent will contribute to Gulf Coast Waste Disposal Authority ("GCWDA") for its River, Lakes, Bays 'N Bayous Trash Bash in Harris County. The contribution will be used in accordance with the Supplemental Environmental Project Agreement between the GCWDA and the Texas Commission on Environmental Quality. Specifically, the contribution will be used to pay for materials, supplies, disposal costs, and transportation costs directly associated with the cleanup of trash and pollutants from the Galveston Bay and the San Jacinto watershed.   | 7,620.00   | 7,620.00  |           |           |      |           |           |
| WQ | 36689                | City of Whitesboro   | 04/20/2009 | 1.00:1    | 5,160.00  | 1,032.00  | 0.00 | 4,128.00  | 4,128.00  |
|    | CLEAN UP             | The Respondent shall contribute to the Third-Party Recipient pursuant to the agreement between the Third-Party Recipient and the TCEQ. Specifically, the contribution will be used to cleanup rivers, lakes, and shorelines, by supplying project coordination, labor, supplies, and materials for cleanup events and by providing assistance with disposal fees for proper disposal of wastes collected at events. To maximize the event, cleanups will use volunteers for labor. All dollars contributed will be used solely for the direct cost of the project and no portion will be spent on administrative costs. The SEP will be done in accordance with all federal, state and local environmental laws and regulations. | 4,128.00   | 4,128.00  |           |           |      |           |           |
| WQ | 35681                | City of Orange   | 02/08/2009 | 1.00:1    | 58,555.00 | 11,711.00 | 0.00 | 46,844.00 | 46,844.00 |
|    | CLEAN UP             | Specifically, the contribution will be used to provide local residents with a means of properly disposing household hazardous wastes such as paint, thinners, pesticides, oil and gas, corrosive cleaners, and fertilizers in one day collection events. SEP monies will be used to pay for the associated labor, materials, and disposal costs. Citizens will not be charged disposal fees. The project is administered in accordance with TCEQ guidance on household hazardous waste and in compliance with federal, state, and local environmental laws and regulations. All dollars contributed will be used solely for the direct cost of the project and no portion will be spent on administrative costs.                 | 46,844.00  | 46,844.00 |           |           |      |           |           |
| WQ | 12584                | City of Nacogdoches  | 10/23/2008 | 1.00:1    | 15,975.00 | 0.00      | 0.00 | 15,975.00 | 15,975.00 |

\* There are Multiple Respondent Names associated to this Case No.

## Appendix 8: List of SEP's & SEP Projects FY2009

### Single Program

|    |                           |   |            |           |           |          |          |          |          |
|----|---------------------------|---|------------|-----------|-----------|----------|----------|----------|----------|
|    | ENVIRONMENTAL RESTORATION | The Respondent shall construct a retaining wall to control erosion and stabilize the east bank of Banita Creek, south of West Main Street (State Highway 21). Erosion along the creek bank has resulted in loss of soils and silting of the creek. The Respondent proposes to construct the wall because the slope of the bank is too steep to maintain native vegetation as a means to control the erosion. The Respondent proposes this SEP to take advantage of cost sharing with a private entity whose property is also impacted by the erosion. A portion of the eroded bank is very close to the pier and beam foundation that supports a historic building. The Respondent is paying approximately 40% of the total project cost. The total project cost is estimated to be \$39,950.   | 15,975.00  | 15,975.00 |           |          |          |          |          |
| WQ | 35835                     | City of Pflugerville  | 01/30/2009 | 1.00:1    | 10,300.00 | 2,060.00 | 0.00     | 8,240.00 | 8,240.00 |
|    | CLEAN UP                  | The Respondent will contribute to Lower Colorado River Authority ("LCRA") Household Hazardous Waste and Reusable Materials Collection in Travis County. The contribution will be used in accordance with the Supplemental Environmental Project Agreement between the Lower Colorado River Authority and the Texas Commission on Environmental Quality. SEP monies will be used to sponsor household hazardous waste collection events, battery collection events, used oil collection events, paint collection events, and tire collection events in conjunction with local city and county governments through the LCRA Statutory District. These collection events provide citizens with a safe and convenient opportunity to properly dispose of household hazardous wastes such as: paint, tires, pesticides, motor oil, oil filters, antifreeze, batteries, and household cleaners. Citizens will be encouraged to reuse unused portions of properly labeled and handled chemical products (i.e. fertilizers, paints, and some pesticides/herbicides) through the reusable materials exchange. SEP monies will be used by LCRA to supplement scheduled events, and to add additional collection events. The LCRA has not previously budgeted for these supplemental, additional, or special collection events and will not budget for them. | 8,240.00   | 8,240.00  |           |          |          |          |          |
| WQ | 37330                     | City of Houston-Houston Airport System  | 08/23/2009 | 1.00:1    | 2,540.00  | 508.00   | 0.00     | 2,032.00 | 2,032.00 |
|    | POLLUTION PREVENTION      | The Respondent shall contribute to the Third-Party Recipient pursuant to the agreement between the Third-Party Recipient and the TCEQ. Specifically, the contribution will be used to pay for the labor and materials costs associated with conducting prescribed burns, removing non-native trees, and for planting native trees and plants.   | 2,032.00   | 2,032.00  |           |          |          |          |          |
| WQ | 35988                     | Texas Department of Transportation  | 01/30/2009 | 1.00:1    | 10,345.00 | 2,069.00 | 0.00     | 8,276.00 | 8,276.00 |
|    | POLLUTION PREVENTION      | The Respondent shall contribute to the Third-Party Recipient pursuant to the agreement between the Third-Party Recipient and the TCEQ. Specifically, the contribution will be used to provide low income rural homeowners with assistance to enable the repair or replacement of their failing on-site wastewater systems. SEP monies will be used to pay for the labor and materials costs related to repairing or replacing the failing systems. The recipients will not be charged for the cost of replacing or repairing the failing systems.   | 8,276.00   | 8,276.00  |           |          |          |          |          |
| WQ | 35032                     | Veolia ES Technical Solutions, L.L.C.   | 10/23/2008 | 1.00:1    | 7,320.00  | 0.00     | 3,660.00 | 3,660.00 | 3,660.00 |

\* There are Multiple Respondent Names associated to this Case No.



## Appendix 8: List of SEP's & SEP Projects FY2009

### Single Program

|     |                           |  |            |           |           |          |          |           |           |
|-----|---------------------------|--|------------|-----------|-----------|----------|----------|-----------|-----------|
|     | POLLUTION PREVENTION      | The Respondent shall contribute to the Third-Party Recipient pursuant to the agreement between the Third-Party Recipient and the TCEQ. Specifically, the contribution will be used to conduct home energy audits and to assist low income residents in the West Port Arthur area by weatherizing their homes which will improve their homes' energy efficiency. SEP monies will be used to pay for the cost of caulking and insulating homes, replacing heating and cooling systems and major appliances with new, energy efficient equipment.   | 3,660.00   | 3,660.00  |           |          |          |           |           |
| WQ  | 35008                     | City of Pasadena   | 10/23/2008 | 1.00:1    | 31,620.00 | 6,324.00 | 0.00     | 25,296.00 | 25,296.00 |
|     | ENVIRONMENTAL RESTORATION | The Respondent shall contribute to the Third-Party Recipient pursuant to the agreement between the Third-Party Recipient and the TCEQ. Specifically, the contribution will be used to pay for the labor and materials costs associated with conducting prescribed burns, removing non-native trees, and for planting native trees and plants.  | 25,296.00  | 25,296.00 |           |          |          |           |           |
| WQ  | 904                       | City of Newark   | 06/15/2009 | 1.00:1    | 21,812.00 | 0.00     | 0.00     | 21,812.00 | 21,812.00 |
|     | POLLUTION PREVENTION      | Project shall coordinate collection events for local residents to bring in household hazardous waste such as paint, thinners, pesticides, oil and gas, corrosive cleaners, and fertilizers for proper disposal. Where available, the projects may also offer electronics collection and recycling. SEP funds shall be used for collection, recycling and disposal.   | 21,812.00  | 21,812.00 |           |          |          |           |           |
| WQ  | 35857                     | ALLEN, JAMES LEWIS   | 11/06/2008 | 1.00:1    | 2,440.00  | 488.00   | 976.00   | 976.00    | 976.00    |
|     | POLLUTION PREVENTION      | The Respondent shall contribute to the Third-Party Recipient pursuant to the agreement between the Third-Party Recipient and the TCEQ. Specifically, the Third-Party Recipient shall repair or replace failing water systems or on-site wastewater systems for low income homeowners. The Third-Party Recipient shall use SEP funds to pay for the labor and materials costs related to repairing or replacing the failing systems. The recipients will not be charged for the cost of replacing or repairing the failing systems. The Third-Party recipient shall use a consistent and documented system for determining eligible participants.   | 976.00     | 976.00    |           |          |          |           |           |
| WQ  | 36825                     | City of Jacksonville   | 08/23/2009 | 1.00:1    | 5,400.00  | 0.00     | 0.00     | 5,400.00  | 5,400.00  |
|     | POLLUTION PREVENTION      | The Respondent shall hold a one-day cleanup event to collect, properly dispose, or recycle household bulky solid waste items not normally disposed of by regular solid waste pickup. The Respondent shall ensure that it does not collect hazardous waste materials during the event. The Respondent shall offer approximately six convenient drop-off locations at no cost to the public. The event will be advertised in a local newspaper to increase public awareness of and participation in the event.   | 5,400.00   | 5,400.00  |           |          |          |           |           |
| WQ  | 36789                     | TXI Operations, LP   | 05/18/2009 | 1.00:1    | 14,400.00 | 2,880.00 | 5,760.00 | 5,760.00  | 5,760.00  |
|     | CLEAN UP                  | The Respondent shall contribute to the Third-Party Recipient pursuant to the agreement between the Third-Party Recipient and the TCEQ. Specifically, the contribution will be used to cleanup rivers, lakes, and shorelines, by supplying project coordination, labor, supplies, and materials for cleanup events and by providing assistance with disposal fees for proper disposal of wastes collected at events. To maximize the event, cleanups will use volunteers for labor. All dollars contributed will be used solely for the direct cost of the project and no portion will be spent on administrative costs. The SEP will be done in accordance with all federal, state and local environmental laws and regulations. | 5,760.00   | 5,760.00  |           |          |          |           |           |
| WWA | 35866                     | Stowater Jon And Pool James  | 12/04/2008 | 1.00:1    | 11,445.00 | 2,289.00 | 4,578.00 | 4,578.00  | 4,578.00  |

\* There are Multiple Respondent Names associated to this Case No.

## Appendix 8: List of SEP's & SEP Projects FY2009

### Single Program

|          |  |          |          |
|----------|--|----------|----------|
| CLEAN UP | The Respondents shall contribute to the Third-Party Recipient pursuant to the agreement between the Third-Party Recipient and the TCEQ. Specifically, the contribution will be used to coordinate with city and/or county governmental officials regarding the clean up of sites where trash has been disposed of illegally. Eligible sites will be limited to those where a responsible party can not be identified and where there is no pre-existing obligation to clean up the site by the owner or the government. Additionally, reasonable efforts must have already been taken to prevent the dumping. SEP monies will be used to pay for the direct cost of collection and disposal of debris. All dollars contributed will be used solely for the direct cost of the project and no portion will be spent on administrative costs. The SEP will be done in accordance with all federal, state and local environmental laws and regulations. | 4,578.00 | 4,578.00 |
|----------|--|----------|----------|

|  |        |               |            |              |              |              |
|--|--------|---------------|------------|--------------|--------------|--------------|
| <b>Count of Single Program Orders: 268</b> | Total: | 10,285,809.00 | 776,054.00 | 4,224,859.00 | 1,284,896.00 | 1,284,896.00 |
|--|--------|---------------|------------|--------------|--------------|--------------|

\* There are Multiple Respondent Names associated to this Case No.

## Appendix 8: List of SEP's & SEP Projects FY2009

### Multi-Media Program

Date Range Selected : 09/01/2008 - 08/31/2009

| PGM | Case No. | Respondent Name             | Effective Date   | Ratio  | Assessed Amt | Deferred Amt | Payable Amt | SEP Cost   | SEP Offset |
|-----|----------|-----------------------------|--|--------|--------------|--------------|-------------|------------|------------|
| MM  | 35994    | -UFKIN CREOSOTING CO., INC  | 08/23/2009   | 1.00:1 | 18,262.00    | 3,652.00     | 7,305.00    | 7,305.00   | 7,305.00   |
|     |          | CLEAN UP                    | The Respondent shall contribute to the Third-Party Recipient pursuant to the agreement between the Third-Party Recipient and the TCEQ. Specifically, the contribution will be used to collect and properly dispose of illegally dumped waste. Eligible sites will be limited to areas where a responsible party cannot be identified and where there is no pre-existing obligation to clean up the site by the owner.  |        |              |              |             | 7,305.00   | 7,305.00   |
| MM  | 35779    | Houston Refining LP         | 11/06/2008   | 1.00:1 | 481,105.00   | 96,221.00    | 192,442.00  | 192,442.00 | 192,442.00 |
|     |          | ENVIRONMENTAL ENHANCEMENT   | The Respondent will contribute to The Trust for Public Land ("TPL") Galveston Bay Natural Area Acquisition and Conservation Project in Galveston County. The contribution will be used in accordance with the Supplemental Environmental Project Agreement between TPL and the Texas Commission on Environmental Quality. SEP monies will be used to acquire land to preserve open space in the Galveston Bay watershed. The preserved open space would provide more land for public enjoyment, while protecting wildlife habitats. Areas of focus would include: Armand Bayou, Bray's Bayou, Buffalo Bayou, Chambers County, Clear Creek, Columbia Bottomlands, Hall's Bayou, Spring Creek, and West Galveston Island. TPL will work with local interests to identify acquisition projects, purchase land to remove it from the market, and transfer the land to a public agency or nonprofit organization, which will be the ultimate fee title holder and permanent steward of the property. TPL will ensure that each property is encumbered with a conservation easement that will preserve the property into perpetuity.   |        |              |              |             | 96,221.00  | 96,221.00  |
|     |          | POLLUTION REDUCTION         | The Respondent will contribute to Houston-Galveston AERCO's Clean Cities/Clean Vehicles Program in Harris County. The contribution will be used in accordance with the Supplemental Environmental Project Agreement between the Houston-Galveston AERCO and the Texas Commission on Environmental Quality. SEP monies will be used to aid local school districts and area transit agencies in reaching local match requirements mandated by the Federal Highway Administration's ("FHWA") Congestion Mitigation/Air Quality funding program. SEP monies will be disbursed to school districts and transit agencies in need of funding assistance in the Houston-Galveston non-attainment area. Those SEP monies will be used exclusively by the school districts and transit agencies as supplements to meet the local match requirements of the EPA. SEP monies will be used to pay for the cost of replacing older diesel buses with alternative fueled or clean diesel buses. The old buses will be permanently retired and only sold for scrap. The schools and transit agencies will also use the SEP monies to retrofit more buses to reduce emissions. Houston-Galveston AERCO will send the TCEQ verification in the form of paid invoices and other documentation to show that the retrofits were completed. Retrofit technologies include particulate matter traps, diesel particulate matter filters, NOx reduction catalyst technology in combination with diesel particulate filters, and other emission control technologies that are developed and approved by EPA or the California Air Resources Board. |        |              |              |             | 96,221.00  | 96,221.00  |
| MM  | 34927    | Valero Refining-Texas, L.P. | 08/23/2009   | 1.00:1 | 108,900.00   | 0.00         | 54,450.00   | 54,450.00  | 54,450.00  |

\* There are Multiple Respondent Names associated to this Case No.

## Appendix 8: List of SEP's & SEP Projects FY2009

### Multi-Media Program

|    |                      |   |            |        |            |        |            |            |            |
|----|----------------------|---|------------|--------|------------|--------|------------|------------|------------|
|    | CLEAN UP             | The Respondent shall contribute to the Third-Party Recipient pursuant to the agreement between the Third-Party Recipient and the TCEQ. Specifically, the contribution will be used to coordinate with city and/or county governmental officials regarding the clean up of sites where trash has been disposed of illegally. Eligible sites will be limited to those where a responsible party can not be identified and where there is no pre-existing obligation to clean up the site by the owner or the government. Additionally, reasonable efforts must have already been taken to prevent the dumping. SEP monies will be used to pay for the direct cost of collection and disposal of debris. All dollars contributed will be used solely for the direct cost of the project and no portion will be spent on administrative costs. The SEP will be done in accordance with all federal, state and local environmental laws and regulations. |            |        |            |        | 54,450.00  | 54,450.00  |            |
| MM | 29870                | Waste Control Specialists LLC   | 09/22/2008 | 1.00:1 | 151,200.00 | 0.00   | 85,230.00  | 65,970.00  | 65,970.00  |
|    | POLLUTION PREVENTION | The City of Andrews shall provide first time water and sewer service for older, single-family, low-income residences in the 600 block of Southwest 11th Place. The area to be serviced contains open sewage pits and nearby abandoned water wells that have not been properly closed. The sewage pits are a hazard to human health and the environment.   |            |        |            |        |            | 65,970.00  | 65,970.00  |
| MM | 35149                | MARTINI, RICHARD  | 09/22/2008 | 1.00:1 | 2,813.00   | 562.00 | 1,126.00   | 1,125.00   | 1,125.00   |
|    | CLEAN UP             | The Respondent will contribute to Gulf Coast Waste Disposal Authority ("GCWDA") for its River, Lakes, Bays 'N Bayous Trash Bash in Harris County. The contribution will be used in accordance with the Supplemental Environmental Project Agreement between the GCWDA and the Texas Commission on Environmental Quality. Specifically, the contribution will be used to pay for materials, supplies, disposal costs, and transportation costs directly associated with the cleanup of trash and pollutants from the Galveston Bay and the San Jacinto watershed.  |            |        |            |        |            | 1,125.00   | 1,125.00   |
| MM | 34370                | City of Cisco   | 02/22/2009 | 1.00:1 | 29,235.00  | 0.00   | 0.00       | 29,235.00  | 29,235.00  |
|    | POLLUTION REDUCTION  | Project will coordinate with city and/or county government for hte clean up of sites where trash and debris has been disposed of illegally. Eligible sites will be limited to those where a responsible party can not be identified, there is no preexisting obligation to clean up the site by the owner or the government, and reasonable efforts have already been taken to prevent the dumping. SEP funds shall be used for the direct cost of collection and disposal of the trash and debris.   |            |        |            |        |            | 29,235.00  | 29,235.00  |
| MM | 28867                | Shell Chemical LP *   | 12/04/2008 | 1.00:1 | 345,744.00 | 0.00   | 172,872.00 | 172,872.00 | 172,872.00 |
|    | POLLUTION REDUCTION  | The contribution will be used in accordance with the Supplemental Environmental Project Agreement between the Houston-Galveston AERCO and the Texas Commission on Environmental Quality. SEP monies will be used to pay for the cost of replacing older diesel buses with alternative fueled or clean diesel buses.   |            |        |            |        |            | 172,872.00 | 172,872.00 |
| MM | 32938                | City of Laredo  | 10/06/2008 | 1.00:1 | 8,030.00   | 0.00   | 0.00       | 8,030.00   | 8,030.00   |
|    | POLLUTION REDUCTION  | Project will repair or replace failing water systemes or on-site wastewater systems for low-income homeowners. SEP funds will be used to pay for the labor and material costs related to repairing or replacing the failing systems. The recipients will not be charged for the cost of replacing or repairing the failing system.  |            |        |            |        |            | 8,030.00   | 8,030.00   |
| MM | 36711                | Ed Bell Construction Company  | 05/03/2009 | 1.00:1 | 5,000.00   | 0.00   | 2,500.00   | 2,500.00   | 2,500.00   |

\* There are Multiple Respondent Names associated to this Case No.

## Appendix 8: List of SEP's & SEP Projects FY2009

### Multi-Media Program

|    |                      |  |            |        |            |          |            |            |            |
|----|----------------------|--|------------|--------|------------|----------|------------|------------|------------|
|    | POLLUTION PREVENTION | The Respondent shall contribute to the Third-Party Recipient pursuant to the agreement between the Third-Party Recipient and the TCEQ. Specifically, the Third-Party Recipient shall repair or replace failing water systems or on-site wastewater systems for low income homeowners. The Third-Party Recipient shall use SEP funds to pay for the labor and materials costs related to repairing or replacing the failing systems. The recipients will not be charged for the cost of replacing or repairing the failing systems. The Third-Party recipient shall use a consistent and documented system for determining eligible participants.   |            |        |            | 2,500.00 | 2,500.00   |            |            |
| MM | 6058                 | South Hampton Resources, Inc.  | 10/23/2008 | 1.00:1 | 274,433.00 | 0.00     | 137,217.00 | 137,216.00 | 137,216.00 |
|    | POLLUTION REDUCTION  | Project will repair or replace failing water systems or on-site wastewater systems for low-income homeowners in Hardin County. SEP funds will be used to pay for the labor and material costs related to repairing or replacing the failing systems.   |            |        |            |          |            | 137,216.00 | 137,216.00 |
| MM | 35783                | VANDERLEI, KORNELIS WILT *   | 02/08/2009 | 1.00:1 | 3,080.00   | 616.00   | 1,232.00   | 1,232.00   | 1,232.00   |
|    | CLEAN UP             | The Respondent shall contribute to the Third-Party Recipient pursuant to the agreement between the Third-Party Recipient and the TCEQ. Specifically, the contribution will be used to coordinate with city and/or county governmental officials regarding the clean up of sites where trash has been disposed of illegally. Eligible sites will be limited to those where a responsible party can not be identified and where there is no pre-existing obligation to clean up the site by the owner or the government. Additionally, reasonable efforts must have already been taken to prevent the dumping. SEP monies will be used to pay for the direct cost of collection and disposal of debris. All dollars contributed will be used solely for the direct cost of the project and no portion will be spent on administrative costs. The SEP will be done in accordance with all federal, state and local environmental laws and regulations.  |            |        |            |          |            | 1,232.00   | 1,232.00   |
| MM | 18749                | The Dow Chemical Company   | 10/23/2008 | 1.00:1 | 648,904.00 | 0.00     | 324,452.00 | 324,452.00 | 324,452.00 |
|    | POLLUTION REDUCTION  | The Respondent shall contribute the SEP Amount to the Third-Party Recipient pursuant to the agreement between the Third-Party Recipient and the TCEQ. Specifically, the contribution will be used in accordance with the Supplemental Environmental Project Agreement between AERCO and the Texas Commission on Environmental Quality for the Clean Cities/Clean Vehicles Program in Brazoria County. SEP monies will be used to aid local school districts and area transit agencies, and may be used to reach local match requirements mandated by the Federal Highway Administration's ("FHWA") Congestion Mitigation/Air Quality funding program. SEP funds will be disbursed to school districts and transit agencies in need of funding assistance in the Houston-Galveston non-attainment area. SEP funds will be used for the costs of retrofitting or replacing older diesel buses with alternative fueled or clean fuel diesel buses. The older "high emission" buses will be permanently retired and sold only for scrap. |            |        |            |          |            | 324,452.00 | 324,452.00 |
| MM | 17869                | E. I. du Pont de Nemours and Company   | 10/23/2008 | 1.00:1 | 176,575.00 | 0.00     | 88,288.00  | 88,287.00  | 88,287.00  |

\* There are Multiple Respondent Names associated to this Case No.

## Appendix 8: List of SEP's & SEP Projects FY2009

### Multi-Media Program

|  |       |   |              |               |            |              |              |              |          |
|--|-------|---|--------------|---------------|------------|--------------|--------------|--------------|----------|
| ENVIRONMENTAL RESTORATION                      |       | Reforestation and Enhancement of Tony Houseman State Park & Wildlife Management Area at Blue Elbow Swamp<br>Description: Restoration and enhancement of the forested wetlands located at Tony Houseman State Park & Wildlife Management Area at Blue Elbow Swamp between the Sabine River and Orange, Texas. The wetland has historically been impacted by heavy logging. Ducks Unlimited, Inc. will begin reforestation by planting 2.0 acres of Bald Cypress and Water Tupelo trees at a density of about 300 trees per acre. Planted trees will be approximately three feet in height, spaced 12 feet apart, and will be protected from herbivores using tree guards. Undesirable exotic plants such as the Chinese Tallow tree will be removed. SEP monies will be used to pay for the cost of trees and for the equipment needed to plant trees and remove exotics, and for the labor associated with planting the trees and removing exotics.   | 88,287.00    | 88,287.00     |            |              |              |              |          |
| MM   | 35879 | City of Terrell   | 03/23/2009   | 1.00:1        | 6,500.00   | 1,300.00     | 0.00         | 5,200.00     | 5,200.00 |
| CLEAN UP                                       |       | The Respondent shall perform a cleanup of an unauthorized trash dumpsite along Windsor Avenue and South Rockwall Streets in Terrell in Kaufman County. The Respondent shall ensure that collected wastes are properly disposed of or recycled. The Respondent shall ensure that the event:<br><br>" occurs on a weekend or after-hours<br>" results in proper disposal or recycling of wastes<br>" is performed on a property where no responsible party can be found<br><br>The Respondent shall post No Dumping signs in the area where the dumping occurred. SEP monies may be used for the following: equipment including heavy equipment, roll-off bins, and trailers; over time labor of employees, signage, and proper disposal or recycling of the wastes. The Respondent shall use the SEP Offset Amount only for the direct cost of implementing the project and no portion shall be spent on administrative costs. The Respondent recognizes that additional funds over and above the SEP Offset Amount may be necessary to conduct the event. | 5,200.00     | 5,200.00      |            |              |              |              |          |
| <b>Count of Multi-Media Program Orders: 14</b> |       |   | Total:       | 2,259,781.00  | 102,351.00 | 1,067,114.00 | ,090,316.00  | ,090,316.00  |          |
| <b>Grand Total Count of Orders: 282</b>        |       |   | Grand Total: | 12,545,590.00 | 878,405.00 | 5,291,973.00 | 6,375,212.00 | 6,375,212.00 |          |

\* There are Multiple Respondent Names associated to this Case No.

## Appendix 9: List of Administrative Orders Issued FY2008

### Singles Program

Date Range Selected : 09/01/2007 - 08/31/2008

| PGM | Case No. | Respondent Name                      | TCEQ ID    | County     | Order Date | Penalty Assessed | Penalty Deferred | Payable Amount | SEP Cost  | SEP Offset |
|-----|----------|--------------------------------------|------------|------------|------------|------------------|------------------|----------------|-----------|------------|
| AQ  | 34887    | Aero-Marine Engineering, Inc.        | 1106       | JACK       | 04/14/2008 | 1,875.00         | 375.00           | 1,500.00       | 0.00      | 0.00       |
| AQ  | 34850    | Air Liquide Large Industries U.S. LP | 73110      | HARRIS     | 05/22/2008 | 2,068.00         | 413.00           | 1,655.00       | 0.00      | 0.00       |
| AQ  | 32601    | Air Liquide Large Industries U.S. LP | 32274      | BRAZORIA   | 10/04/2007 | 6,681.00         | 1,336.00         | 5,345.00       | 0.00      | 0.00       |
| AQ  | 34776    | AK/HA Manufacturing, LLC             | 2163       | JEFFERSON  | 05/22/2008 | 2,675.00         | 535.00           | 2,140.00       | 0.00      | 0.00       |
| AQ  | 32599    | Albemarle Catalysts Company LP       | 9402       | HARRIS     | 10/25/2007 | 5,252.00         | 1,050.00         | 4,202.00       | 0.00      | 0.00       |
| AQ  | 32847    | Albemarle Corporation                | 48710      | HARRIS     | 10/25/2007 | 10,000.00        | 0.00             | 10,000.00      | 0.00      | 0.00       |
| AQ  | 34437    | Albertson's LLC                      |            | EL PASO    | 02/25/2008 | 1,220.00         | 244.00           | 976.00         | 0.00      | 0.00       |
| AQ  | 35094    | Albertson's LLC                      | EE2324A    | EL PASO    | 06/05/2008 | 1,040.00         | 208.00           | 832.00         | 0.00      | 0.00       |
| AQ  | 32684    | Alcoa World Alumina LLC              | 8166       | CALHOUN    | 10/04/2007 | 5,075.00         | 1,015.00         | 4,060.00       | 0.00      | 0.00       |
| AQ  | 35043    | Alegre Energy, Inc.                  | 24064      | COKE       | 07/10/2008 | 2,000.00         | 400.00           | 1,600.00       | 0.00      | 0.00       |
| AQ  | 35416    | Alvin Chemical, Inc.                 | BL0368T    | BRAZORIA   | 08/29/2008 | 1,000.00         | 200.00           | 800.00         | 0.00      | 0.00       |
| AQ  | 32461    | Amarillo Road Company, L.P.          | 45063      | HARDEMAN   | 10/25/2007 | 15,750.00        | 3,150.00         | 12,600.00      | 0.00      | 0.00       |
| AQ  | 34983    | Amarillo Road Company, L.P.          |            | PARMER     | 07/03/2008 | 2,000.00         | 400.00           | 1,600.00       | 0.00      | 0.00       |
| AQ  | 35065    | Amerrock Products, LP                | 9397       | BELL       | 06/19/2008 | 3,450.00         | 0.00             | 3,450.00       | 0.00      | 0.00       |
| AQ  | 35392    | Arkema Inc.                          | 865A       | JEFFERSON  | 08/29/2008 | 5,100.00         | 1,020.00         | 4,080.00       | 0.00      | 0.00       |
| AQ  | 34687    | Armortex, Inc.                       | 2920       | GUADALUPE  | 08/15/2008 | 31,954.00        | 6,390.00         | 25,564.00      | 0.00      | 0.00       |
| AQ  | 33521    | Atmos Energy Corporation             | 443        | CLAY       | 12/20/2007 | 2,392.00         | 478.00           | 1,914.00       | 0.00      | 0.00       |
| AQ  | 34929    | Atrium Companies, Inc.               | DB0595I    | DALLAS     | 06/05/2008 | 2,625.00         | 525.00           | 2,100.00       | 0.00      | 0.00       |
| AQ  | 35009    | Avis Rent A Car System, LLC          | EE0865V    | EL PASO    | 06/19/2008 | 1,170.00         | 234.00           | 936.00         | 0.00      | 0.00       |
| AQ  | 34308    | Azteca Milling, L. P.                | 2806       | DEAF SMITH | 02/18/2008 | 10,350.00        | 2,070.00         | 8,280.00       | 0.00      | 0.00       |
| AQ  | 34701    | Barney M. Davis, L.P.                | 1177       | NUECES     | 04/28/2008 | 2,470.00         | 494.00           | 1,976.00       | 0.00      | 0.00       |
| AQ  | 34169    | Barten Industrial Coatings, LLC      |            | COLORADO   | 02/25/2008 | 4,000.00         | 800.00           | 3,200.00       | 0.00      | 0.00       |
| AQ  | 32663    | BASF Corporation                     | BL0021O    | BRAZORIA   | 10/25/2007 | 18,100.00        | 3,620.00         | 14,480.00      | 0.00      | 0.00       |
| AQ  | 29798    | BASF Corporation                     | BL0021O    | BRAZORIA   | 04/03/2008 | 87,120.00        | 0.00             | 43,560.00      | 43,560.00 | 43,560.00  |
| AQ  | 32446    | Bayer Materialscience LLC            | CI0016S    | CHAMBERS   | 02/18/2008 | 6,350.00         | 1,270.00         | 5,080.00       | 0.00      | 0.00       |
| AQ  | 33001    | Bayer Materialscience LLC            | 2101       | CHAMBERS   | 02/08/2008 | 38,233.00        | 7,646.00         | 30,587.00      | 0.00      | 0.00       |
| AQ  | 34561    | Baylor College of Medicine           | 1417       | HARRIS     | 02/08/2008 | 1,925.00         | 385.00           | 1,540.00       | 0.00      | 0.00       |
| AQ  | 33959    | Big Tex Trailer Manufacturing, Inc.  | 30791      | MIDLAND    | 12/20/2007 | 12,000.00        | 2,400.00         | 9,600.00       | 0.00      | 0.00       |
| AQ  | 33199    | Big Tex Trailer Manufacturing, Inc.  | 4844900018 | TITUS      | 01/28/2008 | 35,000.00        | 7,000.00         | 28,000.00      | 0.00      | 0.00       |
| AQ  | 34496    | Blue Line Corporation                | 84176      | BEXAR      | 04/14/2008 | 7,000.00         | 0.00             | 3,500.00       | 3,500.00  | 3,500.00   |
| AQ  | 32449    | BMB Wood Recycling, Ltd.             | 76001      | DALLAS     | 09/21/2007 | 1,790.00         | 0.00             | 1,790.00       | 0.00      | 0.00       |
| AQ  | 33301    | Bond-Coat, Inc.                      |            | MIDLAND    | 01/28/2008 | 2,000.00         | 400.00           | 1,600.00       | 0.00      | 0.00       |
| AQ  | 34376    | BOSQUEZ, OFELIA                      | EE1228E    | EL PASO    | 06/19/2008 | 1,120.00         | 224.00           | 896.00         | 0.00      | 0.00       |
| AQ  | 34698    | BP Amoco Chemical Company            | 1176       | GALVESTON  | 04/28/2008 | 6,875.00         | 1,375.00         | 5,500.00       | 0.00      | 0.00       |
| AQ  | 16524    | BP Amoco Chemical Company            | BL0002S    | BRAZORIA   | 11/19/2007 | 57,200.00        | 0.00             | 28,600.00      | 28,600.00 | 28,600.00  |
| AQ  | 32767    | Brandom Southwest, Ltd               | 20883      | HILL       | 10/04/2007 | 6,300.00         | 1,260.00         | 5,040.00       | 0.00      | 0.00       |
| AQ  | 34325    | Bruce's, Inc.                        | JC0022G    | JASPER     | 02/08/2008 | 2,425.00         | 485.00           | 1,940.00       | 0.00      | 0.00       |

## Appendix 9: List of Administrative Orders Issued FY2008

### Singles Program

Date Range Selected : 09/01/2007 - 08/31/2008

| PGM | Case No. | Respondent Name                           | TCEQ ID | County     | Order Date | Penalty Assessed | Penalty Deferred | Payable Amount | SEP Cost  | SEP Offset |
|-----|----------|---|---------|------------|------------|------------------|------------------|----------------|-----------|------------|
| AQ  | 34560    | Builders Marble Company                   | 2839    | COLLIN     | 05/22/2008 | 12,065.00        | 2,413.00         | 9,652.00       | 0.00      | 0.00       |
| AQ  | 35115    | Cabot Corporation                         | 1623    | GRAY       | 06/05/2008 | 3,825.00         | 765.00           | 3,060.00       | 0.00      | 0.00       |
| AQ  | 35004    | Carrier Corporation                       | SK0004C | SMITH      | 06/05/2008 | 950.00           | 190.00           | 760.00         | 0.00      | 0.00       |
| AQ  | 33558    | Cemex Construction Materials, L.P.        | 3384    | EL PASO    | 12/20/2007 | 2,000.00         | 400.00           | 1,600.00       | 0.00      | 0.00       |
| AQ  | 34433    | Cemex Construction Materials, L.P.        | CS0012N | COMAL      | 02/25/2008 | 4,950.00         | 990.00           | 3,960.00       | 0.00      | 0.00       |
| AQ  | 30209    | Centurion Pipeline, L.P.                  | 1206    | MIDLAND    | 07/21/2008 | 7,650.00         | 0.00             | 7,650.00       | 0.00      | 0.00       |
| AQ  | 31889    | Cerrito Gas Processing, L.L.C.            | WE0304Q | WEBB       | 12/20/2007 | 128,043.00       | 0.00             | 128,043.00     | 0.00      | 0.00       |
| AQ  | 33359    | Channel Shipyard Company, Inc.            | HG3585F | HARRIS     | 11/09/2007 | 10,000.00        | 0.00             | 10,000.00      | 0.00      | 0.00       |
| AQ  | 33462    | Chemtrade Refinery Services, Inc.         | 1409    | JEFFERSON  | 04/14/2008 | 34,119.00        | 6,823.00         | 27,296.00      | 0.00      | 0.00       |
| AQ  | 34959    | CHEVRON PHILLIPS CHEMICAL COMPANY LP      | 22690   | BRAZORIA   | 06/19/2008 | 10,000.00        | 2,000.00         | 4,000.00       | 4,000.00  | 4,000.00   |
| AQ  | 32920    | CHEVRON PHILLIPS CHEMICAL COMPANY LP      | 21101   | JEFFERSON  | 11/09/2007 | 7,128.00         | 0.00             | 7,128.00       | 0.00      | 0.00       |
| AQ  | 33867    | CHEVRON PHILLIPS CHEMICAL COMPANY LP      | BL0758C | BRAZORIA   | 04/14/2008 | 38,179.00        | 7,635.00         | 15,272.00      | 15,272.00 | 15,272.00  |
| AQ  | 35122    | CHEVRON PHILLIPS CHEMICAL COMPANY LP      | HG0566H | HARRIS     | 07/21/2008 | 4,300.00         | 860.00           | 3,440.00       | 0.00      | 0.00       |
| AQ  | 28046    | CHEVRON PHILLIPS CHEMICAL COMPANY LP      | BL0758C | BRAZORIA   | 12/20/2007 | 34,875.00        | 0.00             | 17,437.50      | 17,437.50 | 17,437.50  |
| AQ  | 34682    | CHEVRON PHILLIPS CHEMICAL COMPANY LP      | BL0758C | BRAZORIA   | 06/05/2008 | 10,000.00        | 2,000.00         | 4,000.00       | 4,000.00  | 4,000.00   |
| AQ  | 29650    | CHEVRON PHILLIPS CHEMICAL COMPANY LP      | 22690   | BRAZORIA   | 01/12/2008 | 3,700.00         | 0.00             | 3,700.00       | 0.00      | 0.00       |
| AQ  | 32919    | CHEVRON PHILLIPS CHEMICAL COMPANY LP      | 5562A   | HARRIS     | 10/04/2007 | 4,275.00         | 855.00           | 3,420.00       | 0.00      | 0.00       |
| AQ  | 34634    | CHEVRON PHILLIPS CHEMICAL COMPANY LP      | 21101   | JEFFERSON  | 07/03/2008 | 16,344.00        | 0.00             | 16,344.00      | 0.00      | 0.00       |
| AQ  | 34527    | CHEVRON PHILLIPS CHEMICAL COMPANY LP      | 22690   | BRAZORIA   | 02/25/2008 | 10,229.00        | 2,045.00         | 4,092.00       | 4,092.00  | 4,092.00   |
| AQ  | 33902    | CHEVRON PHILLIPS CHEMICAL COMPANY LP      | HW0013C | HUTCHINSON | 03/08/2008 | 44,361.00        | 8,872.00         | 17,745.00      | 17,744.00 | 17,744.00  |
| AQ  | 32850    | CHEVRON PHILLIPS CHEMICAL COMPANY LP      | HG0310V | HARRIS     | 01/12/2008 | 60,283.00        | 0.00             | 30,142.00      | 30,141.00 | 30,141.00  |
| AQ  | 26837    | CIRCLE K STORES INC.                      | EE1101G | EL PASO    | 02/18/2008 | 1,000.00         | 0.00             | 1,000.00       | 0.00      | 0.00       |
| AQ  | 30787    | CIRCLE K STORES INC.                      | EE1101G | EL PASO    | 07/21/2008 | 1,000.00         | 0.00             | 1,000.00       | 0.00      | 0.00       |
| AQ  | 35052    | Citation Corporation                      | 1427    | ANGELINA   | 08/15/2008 | 13,300.00        | 2,660.00         | 5,320.00       | 5,320.00  | 5,320.00   |
| AQ  | 34969    | Citgo Refining and Chemicals Company L.P. | 8778A   | NUECES     | 08/15/2008 | 2,425.00         | 485.00           | 1,940.00       | 0.00      | 0.00       |
| AQ  | 33232    | Citgo Refining and Chemicals Company L.P. | 3123A   | NUECES     | 12/20/2007 | 4,850.00         | 970.00           | 3,880.00       | 0.00      | 0.00       |



## Appendix 9: List of Administrative Orders Issued FY2008

### Singles Program

Date Range Selected : 09/01/2007 - 08/31/2008

| PGM | Case No. | Respondent Name                           | TCEQ ID   | County     | Order Date | Penalty Assessed | Penalty Deferred | Payable Amount | SEP Cost   | SEP Offset |
|-----|----------|---|-----------|------------|------------|------------------|------------------|----------------|------------|------------|
| AQ  | 26763    | CITY CONCRETE, INC.                       | 4771      | WICHITA    | 07/21/2008 | 27,940.00        | 0.00             | 27,940.00      | 0.00       | 0.00       |
| AQ  | 35402    | City of Denton                            | 2059      | DENTON     | 07/21/2008 | 2,500.00         | 500.00           | 2,000.00       | 0.00       | 0.00       |
| AQ  | 32308    | City of Garland                           | DB4394P   | DALLAS     | 09/21/2007 | 2,550.00         | 510.00           | 0.00           | 2,040.00   | 2,040.00   |
| AQ  | 35537    | City of Weatherford                       |           | PARKER     | 08/29/2008 | 1,000.00         | 200.00           | 800.00         | 0.00       | 0.00       |
| AQ  | 33649    | CLINT WEST                                |           | JEFFERSON  | 05/22/2008 | 1,050.00         | 210.00           | 840.00         | 0.00       | 0.00       |
| AQ  | 34187    | Coastal Industrial Coatings, Incorporated | 78625     | HARDIN     | 04/14/2008 | 1,700.00         | 340.00           | 1,360.00       | 0.00       | 0.00       |
| AQ  | 31429    | Connors Construction Inc                  | 73999L001 | LIMESTONE  | 02/18/2008 | 10,000.00        | 0.00             | 10,000.00      | 0.00       | 0.00       |
| AQ  | 33151    | ConocoPhillips Company                    | 1440      | HUTCHINSON | 05/22/2008 | 210,128.00       | 42,025.00        | 84,052.00      | 84,051.00  | 84,051.00  |
| AQ  | 34302    | ConocoPhillips Company                    | BL0042G   | BRAZORIA   | 06/05/2008 | 228,900.00       | 0.00             | 114,450.00     | 114,450.00 | 114,450.00 |
| AQ  | 33292    | ConocoPhillips Company                    | BL0042G   | BRAZORIA   | 03/08/2008 | 325,120.00       | 0.00             | 162,560.00     | 162,560.00 | 162,560.00 |
| AQ  | 34854    | ConocoPhillips Company                    | 21265     | BRAZORIA   | 06/19/2008 | 26,225.00        | 5,245.00         | 20,980.00      | 0.00       | 0.00       |
| AQ  | 32171    | ConocoPhillips Company                    | 831       | CHAMBERS   | 02/25/2008 | 135,538.00       | 0.00             | 67,769.00      | 67,769.00  | 67,769.00  |
| AQ  | 27076    | ConocoPhillips Company                    | 2166      | HUTCHINSON | 11/19/2007 | 143,062.00       | 28,612.00        | 57,225.00      | 57,225.00  | 57,225.00  |
| AQ  | 35137    | Copano Processing, L.P.                   | CR0020C   | COLORADO   | 08/29/2008 | 20,850.00        | 4,170.00         | 8,340.00       | 8,340.00   | 8,340.00   |
| AQ  | 30530    | CRUPPER, GARY GENE                        |           | HOOD       | 08/15/2008 | 1,050.00         | 0.00             | 1,050.00       | 0.00       | 0.00       |
| AQ  | 34597    | Custom Building Products, Inc.            | 72660     | DALLAS     | 03/08/2008 | 800.00           | 160.00           | 640.00         | 0.00       | 0.00       |
| AQ  | 33908    | Dallas Fort Worth Rail Terminal LLC       | 79511     | TARRANT    | 02/18/2008 | 2,100.00         | 420.00           | 1,680.00       | 0.00       | 0.00       |
| AQ  | 32666    | Darling International Inc.                | 18687     | HARRIS     | 10/25/2007 | 1,100.00         | 220.00           | 880.00         | 0.00       | 0.00       |
| AQ  | 34746    | Davis Gas Processing, Inc.                | CC0005U   | CALLAHAN   | 05/22/2008 | 5,225.00         | 1,045.00         | 4,180.00       | 0.00       | 0.00       |
| AQ  | 32999    | Davis Petroleum Pipeline LLC              | 25443     | HARRIS     | 11/09/2007 | 30,000.00        | 0.00             | 30,000.00      | 0.00       | 0.00       |
| AQ  | 31121    | DCP Midstream, LP                         | 73507     | JIM WELLS  | 02/18/2008 | 93,009.00        | 0.00             | 46,505.00      | 46,504.00  | 46,504.00  |
| AQ  | 33796    | DCP Midstream, LP                         | 16884     | MIDLAND    | 03/08/2008 | 99,666.00        | 19,933.00        | 39,867.00      | 39,866.00  | 39,866.00  |
| AQ  | 32443    | DCP Midstream, LP                         | 16136     | HANSFORD   | 10/04/2007 | 41,440.00        | 8,288.00         | 16,576.00      | 16,576.00  | 16,576.00  |
| AQ  | 32609    | DCP Midstream, LP                         | 2211A     | ANDREWS    | 10/04/2007 | 2,100.00         | 420.00           | 1,680.00       | 0.00       | 0.00       |
| AQ  | 30147    | DCP Midstream, LP                         | EB0053J   | ECTOR      | 04/14/2008 | 42,014.00        | 0.00             | 21,008.00      | 21,006.00  | 21,006.00  |
| AQ  | 34212    | DCP Midstream, LP                         | 2593      | CROCKETT   | 04/03/2008 | 4,500.00         | 900.00           | 3,600.00       | 0.00       | 0.00       |
| AQ  | 35207    | DCP Midstream, LP                         | 446       | PANOLA     | 07/21/2008 | 120,400.00       | 24,080.00        | 48,160.00      | 48,160.00  | 48,160.00  |
| AQ  | 35107    | Deer Park Refining Limited Partnership    | HG0659W   | HARRIS     | 08/15/2008 | 10,000.00        | 2,000.00         | 4,000.00       | 4,000.00   | 4,000.00   |
| AQ  | 30908    | Delek Refining, Ltd.                      | 1257      | SMITH      | 10/25/2007 | 288,395.00       | 57,679.00        | 115,358.00     | 115,358.00 | 115,358.00 |
| AQ  | 33787    | Destructors, Inc.                         | 78322L001 | DENTON     | 01/28/2008 | 950.00           | 190.00           | 760.00         | 0.00       | 0.00       |
| AQ  | 31341    | Diamond Shamrock Refining Company, L.P.   | 9708      | MOORE      | 11/09/2007 | 12,852.00        | 0.00             | 12,852.00      | 0.00       | 0.00       |
| AQ  | 33308    | Diamond Shamrock Refining Company, L.P.   | 9708      | MOORE      | 12/20/2007 | 30,826.00        | 6,165.00         | 12,331.00      | 12,330.00  | 12,330.00  |
| AQ  | 27383    | Diamond Shamrock Refining Company, L.P.   | 50607     | LIVE OAK   | 10/04/2007 | 10,203.00        | 2,041.00         | 8,162.00       | 0.00       | 0.00       |
| AQ  | 34152    | Diamond Shamrock Refining Company, L.P.   | 9708      | MOORE      | 03/08/2008 | 13,884.00        | 2,776.00         | 5,554.00       | 5,554.00   | 5,554.00   |

## Appendix 9: List of Administrative Orders Issued FY2008

### Singles Program

Date Range Selected : 09/01/2007 - 08/31/2008

| PGM | Case No. | Respondent Name                               | TCEQ ID | County    | Order Date | Penalty Assessed | Penalty Deferred | Payable Amount | SEP Cost  | SEP Offset |
|-----|----------|---|---------|-----------|------------|------------------|------------------|----------------|-----------|------------|
| AQ  | 35486    | DICKEY, TONY RHETT                            |         | WISE      | 08/29/2008 | 1,482.00         | 296.00           | 1,186.00       | 0.00      | 0.00       |
| AQ  | 34672    | Dixie Chemical Company, Inc.                  | 18342   | HARRIS    | 03/08/2008 | 3,300.00         | 660.00           | 1,320.00       | 1,320.00  | 1,320.00   |
| AQ  | 32621    | Dome Hydrocarbons, L.C.                       | 1572    | CHAMBERS  | 10/04/2007 | 6,000.00         | 1,200.00         | 4,800.00       | 0.00      | 0.00       |
| AQ  | 31967    | Donny Lloyd dba Lloyd's Electric Motor Repair | CV01350 | COOKE     | 09/21/2007 | 1,050.00         | 210.00           | 840.00         | 0.00      | 0.00       |
| AQ  | 34650    | Double "B" Foods, Inc.                        |         | BOSQUE    | 04/14/2008 | 16,050.00        | 0.00             | 8,025.00       | 8,025.00  | 8,025.00   |
| AQ  | 34913    | DREHER, GEORGE                                | 83391   | MIDLAND   | 06/05/2008 | 3,150.00         | 630.00           | 2,520.00       | 0.00      | 0.00       |
| AQ  | 34998    | DuPont Performance Elastomers L.L.C.          | 1269    | JEFFERSON | 07/21/2008 | 10,000.00        | 0.00             | 10,000.00      | 0.00      | 0.00       |
| AQ  | 35170    | E. I. du Pont de Nemours and Company          | 20204   | ORANGE    | 07/21/2008 | 3,675.00         | 735.00           | 2,940.00       | 0.00      | 0.00       |
| AQ  | 35140    | E. I. du Pont de Nemours and Company          | 1743    | JEFFERSON | 08/29/2008 | 30,625.00        | 6,125.00         | 24,500.00      | 0.00      | 0.00       |
| AQ  | 34406    | E. I. du Pont de Nemours and Company          | 1961    | JEFFERSON | 03/08/2008 | 4,950.00         | 990.00           | 3,960.00       | 0.00      | 0.00       |
| AQ  | 33493    | E. I. du Pont de Nemours and Company          | 1896    | ORANGE    | 04/28/2008 | 77,860.00        | 15,572.00        | 62,288.00      | 0.00      | 0.00       |
| AQ  | 24228    | Eastman Chemical Company                      | HH0042M | HARRISON  | 04/03/2008 | 16,338.00        | 0.00             | 16,338.00      | 0.00      | 0.00       |
| AQ  | 32086    | Eastman Chemical Company                      | HH0042M | HARRISON  | 09/21/2007 | 33,990.00        | 6,798.00         | 27,192.00      | 0.00      | 0.00       |
| AQ  | 33554    | Eastman Chemical Company                      | 1105    | HARRISON  | 06/05/2008 | 102,125.00       | 20,425.00        | 40,850.00      | 40,850.00 | 40,850.00  |
| AQ  | 34888    | Eastman Chemical Company                      | 1105    | HARRISON  | 06/19/2008 | 10,000.00        | 2,000.00         | 4,000.00       | 4,000.00  | 4,000.00   |
| AQ  | 35129    | Eastman Chemical Company                      | 1973    | HARRISON  | 07/21/2008 | 13,050.00        | 2,610.00         | 5,220.00       | 5,220.00  | 5,220.00   |
| AQ  | 33289    | Eastman Chemical Company                      | HH0042M | HARRISON  | 01/12/2008 | 31,964.00        | 6,392.00         | 25,572.00      | 0.00      | 0.00       |
| AQ  | 34855    | Eastman Cogeneration L.P.                     | 2082    | HARRISON  | 04/28/2008 | 1,875.00         | 375.00           | 1,500.00       | 0.00      | 0.00       |
| AQ  | 35302    | EBAA Iron, Inc.                               | 12626   | EASTLAND  | 08/15/2008 | 3,500.00         | 700.00           | 2,800.00       | 0.00      | 0.00       |
| AQ  | 35216    | Eggemeyer Tree Service                        |         | BEXAR     | 08/15/2008 | 2,100.00         | 420.00           | 1,680.00       | 0.00      | 0.00       |
| AQ  | 35006    | El Paso County                                | EE1694R | EL PASO   | 06/19/2008 | 2,000.00         | 400.00           | 1,600.00       | 0.00      | 0.00       |
| AQ  | 34965    | El Paso Independent School District           |         | EL PASO   | 08/15/2008 | 790.00           | 158.00           | 632.00         | 0.00      | 0.00       |
| AQ  | 35085    | El Paso Independent School District           | EE1015A | EL PASO   | 07/21/2008 | 750.00           | 150.00           | 600.00         | 0.00      | 0.00       |
| AQ  | 33625    | Enbridge G & P (North Texas) LP               | 13889   | JACK      | 12/20/2007 | 3,750.00         | 750.00           | 3,000.00       | 0.00      | 0.00       |
| AQ  | 29337    | Enbridge Pipelines East Texas L.P.            | 31352   | FREESTONE | 02/18/2008 | 10,650.00        | 0.00             | 10,650.00      | 0.00      | 0.00       |
| AQ  | 34444    | ENGLE, CHARLES J                              |         | EL PASO   | 04/14/2008 | 4,620.00         | 924.00           | 3,696.00       | 0.00      | 0.00       |
| AQ  | 34368    | Enterprise Products Operating LLC             | 893     | SUTTON    | 02/08/2008 | 5,916.00         | 1,183.00         | 4,733.00       | 0.00      | 0.00       |
| AQ  | 30269    | Environmental Recycling Technologies LLC      | FGA008H | FORT BEND | 05/04/2008 | 20,000.00        | 0.00             | 20,000.00      | 0.00      | 0.00       |
| AQ  | 33797    | Equistar Chemicals, LP                        | 18978   | HARRIS    | 04/03/2008 | 50,000.00        | 0.00             | 25,000.00      | 25,000.00 | 25,000.00  |
| AQ  | 33111    | Equistar Chemicals, LP                        | HG0770G | HARRIS    | 02/25/2008 | 40,000.00        | 0.00             | 20,000.00      | 20,000.00 | 20,000.00  |
| AQ  | 33070    | Equistar Chemicals, LP                        | 2181    | HARRIS    | 06/19/2008 | 228,720.00       | 45,742.00        | 91,489.00      | 91,489.00 | 91,489.00  |
| AQ  | 34659    | Equistar Chemicals, LP                        | 4157A   | HARRIS    | 04/28/2008 | 7,125.00         | 1,425.00         | 5,700.00       | 0.00      | 0.00       |
| AQ  | 33194    | Equistar Chemicals, LP                        | 4157A   | HARRIS    | 12/20/2007 | 6,875.00         | 1,375.00         | 5,500.00       | 0.00      | 0.00       |
| AQ  | 33547    | Equistar Chemicals, LP                        | HG0621B | HARRIS    | 03/08/2008 | 32,725.00        | 6,545.00         | 13,090.00      | 13,090.00 | 13,090.00  |
| AQ  | 32444    | Equistar Chemicals, LP                        | BL0113I | BRAZORIA  | 09/21/2007 | 20,000.00        | 0.00             | 10,000.00      | 10,000.00 | 10,000.00  |

## Appendix 9: List of Administrative Orders Issued FY2008

### Singles Program

Date Range Selected : 09/01/2007 - 08/31/2008

| PGM | Case No. | Respondent Name                           | TCEQ ID | County    | Order Date | Penalty Assessed | Penalty Deferred | Payable Amount | SEP Cost  | SEP Offset |
|-----|----------|---|---------|-----------|------------|------------------|------------------|----------------|-----------|------------|
| AQ  | 34330    | Equistar Chemicals, LP                    | 2933    | HARRIS    | 05/22/2008 | 20,000.00        | 0.00             | 10,000.00      | 10,000.00 | 10,000.00  |
| AQ  | 34827    | Equistar Chemicals, LP                    | HG0770G | HARRIS    | 07/03/2008 | 20,431.00        | 4,086.00         | 8,173.00       | 8,172.00  | 8,172.00   |
| AQ  | 33100    | Explorer Pipeline Company                 | 2780    | JEFFERSON | 10/25/2007 | 3,240.00         | 648.00           | 2,592.00       | 0.00      | 0.00       |
| AQ  | 33306    | Exxon Mobil Corporation                   | HG0232Q | HARRIS    | 01/12/2008 | 70,400.00        | 0.00             | 35,200.00      | 35,200.00 | 35,200.00  |
| AQ  | 32141    | Exxon Mobil Corporation                   | HG0228H | HARRIS    | 09/21/2007 | 44,575.00        | 0.00             | 22,288.00      | 22,287.00 | 22,287.00  |
| AQ  | 34147    | Exxon Mobil Corporation                   | 568     | KLEBERG   | 02/18/2008 | 24,522.00        | 4,904.00         | 19,618.00      | 0.00      | 0.00       |
| AQ  | 32118    | Exxon Mobil Corporation                   | HG0232Q | HARRIS    | 09/21/2007 | 20,000.00        | 0.00             | 10,000.00      | 10,000.00 | 10,000.00  |
| AQ  | 32802    | Exxon Mobil Corporation                   | 3452    | HARRIS    | 10/04/2007 | 8,200.00         | 1,640.00         | 3,280.00       | 3,280.00  | 3,280.00   |
| AQ  | 33881    | Exxon Mobil Corporation                   | 18287   | HARRIS    | 03/08/2008 | 10,000.00        | 0.00             | 5,000.00       | 5,000.00  | 5,000.00   |
| AQ  | 34762    | Exxon Mobil Corporation                   | 18287   | HARRIS    | 06/05/2008 | 13,775.00        | 0.00             | 6,888.00       | 6,887.00  | 6,887.00   |
| AQ  | 34529    | Exxon Mobil Corporation                   | 18287   | HARRIS    | 02/25/2008 | 10,000.00        | 0.00             | 5,000.00       | 5,000.00  | 5,000.00   |
| AQ  | 29287    | ExxonMobil Oil Corporation                | HG0232Q | HARRIS    | 02/25/2008 | 10,324.00        | 0.00             | 10,324.00      | 0.00      | 0.00       |
| AQ  | 33509    | ExxonMobil Oil Corporation                | 49151   | JEFFERSON | 02/18/2008 | 94,050.00        | 18,810.00        | 37,620.00      | 37,620.00 | 37,620.00  |
| AQ  | 34732    | ExxonMobil Oil Corporation                | JE0067I | JEFFERSON | 06/19/2008 | 10,000.00        | 0.00             | 5,000.00       | 5,000.00  | 5,000.00   |
| AQ  | 32625    | ExxonMobil Oil Corporation                | 1202    | JEFFERSON | 10/25/2007 | 24,139.00        | 4,827.00         | 9,656.00       | 9,656.00  | 9,656.00   |
| AQ  | 27321    | ExxonMobil Oil Corporation                | JE0067I | JEFFERSON | 11/19/2007 | 10,000.00        | 0.00             | 5,000.00       | 5,000.00  | 5,000.00   |
| AQ  | 34788    | ExxonMobil Oil Corporation                | JE0067I | JEFFERSON | 05/22/2008 | 40,950.00        | 8,190.00         | 16,380.00      | 16,380.00 | 16,380.00  |
| AQ  | 34677    | ExxonMobil Oil Corporation                | JE0067I | JEFFERSON | 06/05/2008 | 31,375.00        | 6,275.00         | 12,550.00      | 12,550.00 | 12,550.00  |
| AQ  | 33507    | ExxonMobil Oil Corporation                | 7799    | JEFFERSON | 01/28/2008 | 5,375.00         | 1,075.00         | 2,150.00       | 2,150.00  | 2,150.00   |
| AQ  | 35490    | Falcon Gunitex Co., Inc.                  | 33084   | TRAVIS    | 08/15/2008 | 950.00           | 190.00           | 760.00         | 0.00      | 0.00       |
| AQ  | 34150    | Fiberglass Specialties, Inc.              | RL0071Q | RUSK      | 01/28/2008 | 770.00           | 154.00           | 616.00         | 0.00      | 0.00       |
| AQ  | 33489    | Firestone Polymers, LLC                   | 292     | ORANGE    | 02/25/2008 | 27,625.00        | 5,525.00         | 22,100.00      | 0.00      | 0.00       |
| AQ  | 32819    | Flint Hills Resources, LP                 | 8803A   | NUECES    | 10/25/2007 | 12,150.00        | 2,430.00         | 9,720.00       | 0.00      | 0.00       |
| AQ  | 32021    | Flint Hills Resources, LP                 | 8803A   | NUECES    | 09/21/2007 | 3,425.00         | 685.00           | 2,740.00       | 0.00      | 0.00       |
| AQ  | 34144    | Flint Hills Resources, LP                 | 1272    | NUECES    | 02/08/2008 | 20,000.00        | 0.00             | 20,000.00      | 0.00      | 0.00       |
| AQ  | 34652    | FMC Corporation                           | 2278    | HARRIS    | 04/14/2008 | 5,650.00         | 1,130.00         | 2,260.00       | 2,260.00  | 2,260.00   |
| AQ  | 34337    | Formosa Plastics Corporation, Texas       | 19168   | CALHOUN   | 03/08/2008 | 12,350.00        | 2,470.00         | 4,940.00       | 4,940.00  | 4,940.00   |
| AQ  | 33495    | Formosa Plastics Corporation, Texas       | 7699    | CALHOUN   | 02/08/2008 | 20,000.00        | 0.00             | 10,000.00      | 10,000.00 | 10,000.00  |
| AQ  | 32648    | Formosa Plastics Corporation, Texas       | CB0038Q | CALHOUN   | 02/25/2008 | 6,422.00         | 0.00             | 3,211.00       | 3,211.00  | 3,211.00   |
| AQ  | 34525    | Fritz Industries, Inc.                    | 1097    | DALLAS    | 02/08/2008 | 1,925.00         | 385.00           | 1,540.00       | 0.00      | 0.00       |
| AQ  | 34719    | Gas Solutions II Ltd.                     | 19994   | GREGG     | 02/25/2008 | 1,875.00         | 375.00           | 1,500.00       | 0.00      | 0.00       |
| AQ  | 34579    | GB Biosciences Corporation                | 2264    | HARRIS    | 05/22/2008 | 23,875.00        | 4,775.00         | 9,550.00       | 9,550.00  | 9,550.00   |
| AQ  | 26936    | General Dynamics OTS (Garland), L.P       | 2594    | DALLAS    | 10/04/2007 | 86,775.00        | 0.00             | 43,388.00      | 43,387.00 | 43,387.00  |
| AQ  | 34543    | Georgia-Pacific Chemicals LLC             | 1140    | ANGELINA  | 03/08/2008 | 4,690.00         | 938.00           | 3,752.00       | 0.00      | 0.00       |
| AQ  | 34344    | Griffin Industries, Inc.                  | 15353A  | BASTROP   | 04/03/2008 | 5,250.00         | 0.00             | 5,250.00       | 0.00      | 0.00       |
| AQ  | 34651    | Gulf Chemical & Metallurgical Corporation | 19793   | BRAZORIA  | 06/05/2008 | 31,050.00        | 6,210.00         | 12,420.00      | 12,420.00 | 12,420.00  |

## Appendix 9: List of Administrative Orders Issued FY2008

### Singles Program

Date Range Selected : 09/01/2007 - 08/31/2008

| PGM | Case No. | Respondent Name                           | TCEQ ID   | County     | Order Date | Penalty Assessed | Penalty Deferred | Payable Amount | SEP Cost   | SEP Offset |
|-----|----------|---|-----------|------------|------------|------------------|------------------|----------------|------------|------------|
| AQ  | 29492    | Gulf Chemical & Metallurgical Corporation | 1157C     | BRAZORIA   | 01/28/2008 | 154,275.00       | 0.00             | 77,138.00      | 77,137.00  | 77,137.00  |
| AQ  | 19435    | Gulf Chemical & Metallurgical Corporation | 1157C     | BRAZORIA   | 10/04/2007 | 118,500.00       | 0.00             | 59,250.00      | 59,250.00  | 59,250.00  |
| AQ  | 34901    | Haldor Topsoe, Inc.                       | HG0903L   | HARRIS     | 06/05/2008 | 3,350.00         | 670.00           | 1,340.00       | 1,340.00   | 1,340.00   |
| AQ  | 35091    | Harris Daniel R and Harris D Patricia     | EE2238R   | EL PASO    | 07/21/2008 | 2,400.00         | 480.00           | 1,920.00       | 0.00       | 0.00       |
| AQ  | 35208    | Honeywell International, Inc.             | 1533      | ORANGE     | 08/15/2008 | 2,025.00         | 405.00           | 1,620.00       | 0.00       | 0.00       |
| AQ  | 32499    | Houston Marine Services, Inc.             | 21098     | HARRIS     | 10/25/2007 | 17,812.00        | 3,562.00         | 14,250.00      | 0.00       | 0.00       |
| AQ  | 29943    | HOUSTON PRECAST, INC.                     | 79078     | MONTGOMERY | 05/18/2008 | 30,000.00        | 0.00             | 30,000.00      | 0.00       | 0.00       |
| AQ  | 35062    | HOUSTON REFINING, L.P.                    | 2167      | HARRIS     | 07/21/2008 | 20,000.00        | 0.00             | 10,000.00      | 10,000.00  | 10,000.00  |
| AQ  | 31639    | HOUSTON REFINING, L.P.                    | HG0048L   | HARRIS     | 12/20/2007 | 49,800.00        | 0.00             | 24,900.00      | 24,900.00  | 24,900.00  |
| AQ  | 33439    | HOUSTON REFINING, L.P.                    | HG0048L   | HARRIS     | 10/04/2007 | 20,453.00        | 0.00             | 10,227.00      | 10,226.00  | 10,226.00  |
| AQ  | 29268    | Huerta's Trucking, Inc.                   | 78687     | DALLAS     | 10/04/2007 | 10,000.00        | 0.00             | 10,000.00      | 0.00       | 0.00       |
| AQ  | 35108    | Huntsman Petrochemical Corporation        | 20160     | JEFFERSON  | 08/15/2008 | 29,482.00        | 0.00             | 14,741.00      | 14,741.00  | 14,741.00  |
| AQ  | 34541    | Huntsman Petrochemical Corporation        | MQ0012Q   | MONTGOMERY | 03/08/2008 | 3,950.00         | 790.00           | 3,160.00       | 0.00       | 0.00       |
| AQ  | 32884    | Huntsman Petrochemical Corporation        | JE0052V   | JEFFERSON  | 10/25/2007 | 7,925.00         | 0.00             | 3,963.00       | 3,962.00   | 3,962.00   |
| AQ  | 33839    | Huntsman Petrochemical Corporation        | 20134     | JEFFERSON  | 01/28/2008 | 64,923.00        | 12,984.00        | 25,970.00      | 25,969.00  | 25,969.00  |
| AQ  | 33133    | Huntsman Petrochemical Corporation        | 19823     | JEFFERSON  | 04/14/2008 | 23,775.00        | 4,755.00         | 9,510.00       | 9,510.00   | 9,510.00   |
| AQ  | 32871    | Huntsman Petrochemical Corporation        | 16989     | JEFFERSON  | 11/09/2007 | 36,300.00        | 0.00             | 18,150.00      | 18,150.00  | 18,150.00  |
| AQ  | 34605    | INEOS Polymers Inc.                       | 2570      | HARRIS     | 04/03/2008 | 3,725.00         | 745.00           | 2,980.00       | 0.00       | 0.00       |
| AQ  | 35378    | INEOS USA LLC                             | BL0002S   | BRAZORIA   | 07/21/2008 | 10,000.00        | 2,000.00         | 8,000.00       | 0.00       | 0.00       |
| AQ  | 32887    | INEOS USA LLC                             | BL0002S   | BRAZORIA   | 01/28/2008 | 217,000.00       | 0.00             | 108,500.00     | 108,500.00 | 108,500.00 |
| AQ  | 34360    | International Paper Company               | 980       | POLK       | 05/22/2008 | 14,375.00        | 2,875.00         | 11,500.00      | 0.00       | 0.00       |
| AQ  | 34522    | Invista S.a.r.l.                          | 1468      | ORANGE     | 04/14/2008 | 11,100.00        | 2,220.00         | 8,880.00       | 0.00       | 0.00       |
| AQ  | 33492    | Invista S.a.r.l.                          | 1302      | ORANGE     | 02/18/2008 | 2,975.00         | 595.00           | 2,380.00       | 0.00       | 0.00       |
| AQ  | 34801    | ISP Synthetic Elastomers LP               | 9908      | JEFFERSON  | 04/03/2008 | 5,122.00         | 1,024.00         | 4,098.00       | 0.00       | 0.00       |
| AQ  | 32878    | ISP Synthetic Elastomers LP               | 9908      | JEFFERSON  | 04/03/2008 | 13,025.00        | 0.00             | 13,025.00      | 0.00       | 0.00       |
| AQ  | 35333    | ISP Technologies Inc.                     | 22079     | GALVESTON  | 08/29/2008 | 3,562.00         | 712.00           | 1,425.00       | 1,425.00   | 1,425.00   |
| AQ  | 34944    | ISP Technologies Inc.                     | 55847     | GALVESTON  | 07/03/2008 | 14,000.00        | 2,800.00         | 11,200.00      | 0.00       | 0.00       |
| AQ  | 35196    | J.H. Strain & Sons, Inc.                  | 72637L002 | TAYLOR     | 06/05/2008 | 800.00           | 160.00           | 640.00         | 0.00       | 0.00       |
| AQ  | 34454    | Johnson Controls Battery Group, Inc.      | 82109     | BEXAR      | 02/25/2008 | 1,800.00         | 360.00           | 1,440.00       | 0.00       | 0.00       |
| AQ  | 35184    | JSW Steel (USA) Inc.                      | 1832      | CHAMBERS   | 07/03/2008 | 4,000.00         | 800.00           | 3,200.00       | 0.00       | 0.00       |
| AQ  | 33786    | K.A.T. Excavation & Construction, Inc.    | 951031D   | HARDIN     | 01/12/2008 | 2,175.00         | 435.00           | 1,740.00       | 0.00       | 0.00       |
| AQ  | 34407    | Kiewit Texas Construction L.P.            | 77586     | TERRY      | 04/14/2008 | 3,120.00         | 624.00           | 2,496.00       | 0.00       | 0.00       |
| AQ  | 33875    | Kinder Morgan Production Company LP       | 45842     | SCURRY     | 04/03/2008 | 6,200.00         | 1,240.00         | 2,480.00       | 2,480.00   | 2,480.00   |
| AQ  | 33470    | KM Liquids Terminals, L. P.               | 5171      | HARRIS     | 01/12/2008 | 10,000.00        | 0.00             | 5,000.00       | 5,000.00   | 5,000.00   |
| AQ  | 31964    | Koral Industries, Inc.                    | ED0013W   | ELLIS      | 09/21/2007 | 3,850.00         | 770.00           | 3,080.00       | 0.00       | 0.00       |

## Appendix 9: List of Administrative Orders Issued FY2008

### Singles Program

Date Range Selected : 09/01/2007 - 08/31/2008

| PGM | Case No. | Respondent Name                            | TCEQ ID    | County     | Order Date | Penalty Assessed | Penalty Deferred | Payable Amount | SEP Cost   | SEP Offset |
|-----|----------|--|------------|------------|------------|------------------|------------------|----------------|------------|------------|
| AQ  | 34562    | Lanxess Corporation                        | 2105       | CHAMBERS   | 02/25/2008 | 3,050.00         | 610.00           | 2,440.00       | 0.00       | 0.00       |
| AQ  | 34890    | Laredo Paving, Inc.                        |            | TOM GREEN  | 06/05/2008 | 60,000.00        | 0.00             | 60,000.00      | 0.00       | 0.00       |
| AQ  | 34647    | Leedo Manufacturing Co., L.P.              | WF0046E    | WHARTON    | 06/05/2008 | 72,049.00        | 14,409.00        | 57,640.00      | 0.00       | 0.00       |
| AQ  | 34860    | Lee-Var Inc. dba Palmer of Texas           | 25359      | ANDREWS    | 06/05/2008 | 19,050.00        | 3,810.00         | 15,240.00      | 0.00       | 0.00       |
| AQ  | 35018    | Leiusre Pools USA Trading, Inc.            | 2933       | BEXAR      | 05/22/2008 | 7,500.00         | 1,500.00         | 6,000.00       | 0.00       | 0.00       |
| AQ  | 34442    | LERMA, ROBERT JR *                         | 76629      | JIM WELLS  | 06/19/2008 | 5,750.00         | 1,150.00         | 4,600.00       | 0.00       | 0.00       |
| AQ  | 34843    | Liberty Pressure Pumping, LP               | 83172      | ERATH      | 06/05/2008 | 4,200.00         | 840.00           | 3,360.00       | 0.00       | 0.00       |
| AQ  | 31785    | Lide Industries, Inc.                      | 75952      | FREESTONE  | 05/22/2008 | 306,570.00       | 0.00             | 153,285.00     | 153,285.00 | 153,285.00 |
| AQ  | 34852    | Lone Star Industries, Inc.                 | 4835300001 | NOLAN      | 06/05/2008 | 7,400.00         | 1,480.00         | 5,920.00       | 0.00       | 0.00       |
| AQ  | 27800    | Lonestar Prestress Mfg., Inc.              |            | HARRIS     | 11/09/2007 | 10,000.00        | 0.00             | 5,000.00       | 5,000.00   | 5,000.00   |
| AQ  | 35116    | Longhorn Glass Manufacturing, L.P.         | 2641       | HARRIS     | 08/15/2008 | 46,860.00        | 9,372.00         | 37,488.00      | 0.00       | 0.00       |
| AQ  | 34536    | Louisiana-Pacific Corporation              | 1198       | JASPER     | 04/28/2008 | 1,900.00         | 380.00           | 1,520.00       | 0.00       | 0.00       |
| AQ  | 34366    | Love's Travel Stops & Country Stores, Inc. | EE1053P    | EL PASO    | 02/08/2008 | 3,660.00         | 732.00           | 2,928.00       | 0.00       | 0.00       |
| AQ  | 33426    | Lucite International, Inc.                 | 19005      | JEFFERSON  | 01/12/2008 | 3,050.00         | 610.00           | 1,220.00       | 1,220.00   | 1,220.00   |
| AQ  | 34654    | Lyondell Chemical Company                  | 19613      | HARRIS     | 05/22/2008 | 10,000.00        | 2,000.00         | 4,000.00       | 4,000.00   | 4,000.00   |
| AQ  | 33189    | Lyondell Chemical Company                  | 9395       | HARRIS     | 12/20/2007 | 5,525.00         | 1,105.00         | 2,210.00       | 2,210.00   | 2,210.00   |
| AQ  | 34978    | Lyondell Chemical Company                  | 19155      | HARRIS     | 06/19/2008 | 10,200.00        | 2,040.00         | 4,080.00       | 4,080.00   | 4,080.00   |
| AQ  | 15009    | Magnum Blue Ribbons Feeds, Inc.            | DD0066S    | DEAF SMITH | 10/25/2007 | 2,500.00         | 0.00             | 2,500.00       | 0.00       | 0.00       |
| AQ  | 31113    | Mannesmann DMV Stainless USA, Inc.         | 1340       | HARRIS     | 08/29/2008 | 3,225.00         | 0.00             | 3,225.00       | 0.00       | 0.00       |
| AQ  | 32935    | Marathon Petroleum Company LLC             | GB0055R    | GALVESTON  | 11/09/2007 | 30,696.00        | 0.00             | 30,696.00      | 0.00       | 0.00       |
| AQ  | 32039    | Maxim Farm Egg Co., Inc.                   | 18380      | WHARTON    | 02/25/2008 | 4,160.00         | 0.00             | 4,160.00       | 0.00       | 0.00       |
| AQ  | 32108    | Maxim Production Co., LP                   | 24542      |            | 10/25/2007 | 3,660.00         | 732.00           | 2,928.00       | 0.00       | 0.00       |
| AQ  | 34556    | McWane, Inc.                               | 1407       | SMITH      | 06/05/2008 | 22,950.00        | 4,590.00         | 18,360.00      | 0.00       | 0.00       |
| AQ  | 34201    | Merisol USA LLC                            | 20686      | HARRIS     | 02/08/2008 | 6,681.00         | 1,336.00         | 5,345.00       | 0.00       | 0.00       |
| AQ  | 34763    | Merisol USA LLC                            | 1254       | HARRIS     | 06/19/2008 | 6,250.00         | 1,250.00         | 5,000.00       | 0.00       | 0.00       |
| AQ  | 35010    | Millennium Petrochemicals Inc.             | 4751       | HARRIS     | 07/03/2008 | 5,525.00         | 1,105.00         | 2,210.00       | 2,210.00   | 2,210.00   |
| AQ  | 32726    | Mobil Chemical Company Inc.                | 7799       | JEFFERSON  | 01/12/2008 | 40,700.00        | 0.00             | 20,350.00      | 20,350.00  | 20,350.00  |
| AQ  | 32602    | Motiva Enterprises LLC                     | 8404       | JEFFERSON  | 10/25/2007 | 14,085.00        | 2,817.00         | 5,634.00       | 5,634.00   | 5,634.00   |
| AQ  | 31014    | Motiva Enterprises LLC                     | 8404       | JEFFERSON  | 06/19/2008 | 368,445.00       | 73,689.00        | 147,378.00     | 147,378.00 | 147,378.00 |
| AQ  | 34615    | Motiva Enterprises LLC                     | JE0095D    | JEFFERSON  | 07/03/2008 | 222,268.00       | 44,453.00        | 88,908.00      | 88,907.00  | 88,907.00  |
| AQ  | 29560    | Motiva Enterprises LLC                     | 8404       | JEFFERSON  | 11/09/2007 | 18,944.00        | 0.00             | 18,944.00      | 0.00       | 0.00       |
| AQ  | 33184    | Motiva Enterprises LLC                     | 357        | JEFFERSON  | 02/25/2008 | 29,362.00        | 5,872.00         | 11,745.00      | 11,745.00  | 11,745.00  |
| AQ  | 34450    | Motiva Enterprises LLC                     | 8404       | JEFFERSON  | 04/14/2008 | 24,700.00        | 4,940.00         | 9,880.00       | 9,880.00   | 9,880.00   |
| AQ  | 27494    | Motiva Enterprises LLC                     | 8404       | JEFFERSON  | 02/18/2008 | 32,980.00        | 0.00             | 32,980.00      | 0.00       | 0.00       |
| AQ  | 32831    | Nalco Company                              | FG0025L    | FORT BEND  | 09/21/2007 | 4,750.00         | 950.00           | 3,800.00       | 0.00       | 0.00       |

\* There are Multiple Respondent Names associated to this Case No.

## Appendix 9: List of Administrative Orders Issued FY2008

### Singles Program

Date Range Selected : 09/01/2007 - 08/31/2008

| PGM | Case No. | Respondent Name                                  | TCEQ ID    | County     | Order Date | Penalty Assessed | Penalty Deferred | Payable Amount | SEP Cost  | SEP Offset |
|-----|----------|--|------------|------------|------------|------------------|------------------|----------------|-----------|------------|
| AQ  | 34378    | Name: UNITED STATES ALUMINUM CORPORATION - TEXAS | 34802      | ELLIS      | 04/03/2008 | 27,900.00        | 5,580.00         | 11,160.00      | 11,160.00 | 11,160.00  |
| AQ  | 35121    | National Oilwell Varco, L.P.                     | 1818       | HARRIS     | 07/21/2008 | 12,445.00        | 2,489.00         | 9,956.00       | 0.00      | 0.00       |
| AQ  | 30921    | New Process Steel, L.P,                          | HG9460H    | HARRIS     | 04/14/2008 | 3,000.00         | 0.00             | 3,000.00       | 0.00      | 0.00       |
| AQ  | 32613    | NEWLAND, SCOTT                                   | 80899      | HARRISON   | 11/19/2007 | 20,000.00        | 0.00             | 20,000.00      | 0.00      | 0.00       |
| AQ  | 34341    | NRG Texas LP                                     | 75         | LIMESTONE  | 02/08/2008 | 2,975.00         | 595.00           | 2,380.00       | 0.00      | 0.00       |
| AQ  | 34875    | Nutri-Feeds, Inc.                                |            | DEAF SMITH | 06/05/2008 | 4,950.00         | 990.00           | 3,960.00       | 0.00      | 0.00       |
| AQ  | 34318    | Oasis Pipe Line Company Texas L.P.               | 4805500005 | CALDWELL   | 02/25/2008 | 1,200.00         | 240.00           | 960.00         | 0.00      | 0.00       |
| AQ  | 35199    | Ogre, Inc.                                       | 2664       | RANDALL    | 07/03/2008 | 2,425.00         | 485.00           | 1,940.00       | 0.00      | 0.00       |
| AQ  | 34616    | ONEOK Hydrocarbon Southwest, LLC                 | 3956B      | CHAMBERS   | 04/28/2008 | 2,808.00         | 561.00           | 2,247.00       | 0.00      | 0.00       |
| AQ  | 33119    | Owens Corning Composite Materials, LLC           | 1019       | RANDALL    | 10/25/2007 | 2,925.00         | 585.00           | 2,340.00       | 0.00      | 0.00       |
| AQ  | 35344    | Owens Corning Composite Materials, LLC           | 1019       | RANDALL    | 08/29/2008 | 16,600.00        | 3,320.00         | 13,280.00      | 0.00      | 0.00       |
| AQ  | 35159    | Owens Corning Roofing and Asphalt, LLC           | 1779       | ELLIS      | 07/03/2008 | 5,000.00         | 1,000.00         | 4,000.00       | 0.00      | 0.00       |
| AQ  | 29895    | Oxbow Calcining LLC                              | 1493       | JEFFERSON  | 06/05/2008 | 32,004.00        | 0.00             | 17,892.00      | 14,112.00 | 14,112.00  |
| AQ  | 34851    | Oxy Vinyls, LP                                   | 3855B      | HARRIS     | 04/28/2008 | 3,275.00         | 655.00           | 2,620.00       | 0.00      | 0.00       |
| AQ  | 32779    | Parker-Hannifin Corporation                      | 46721      | TARRANT    | 10/25/2007 | 3,672.00         | 734.00           | 2,938.00       | 0.00      | 0.00       |
| AQ  | 31881    | Pasadena Refining System, Inc.                   | 20246      | HARRIS     | 10/04/2007 | 20,438.00        | 0.00             | 20,438.00      | 0.00      | 0.00       |
| AQ  | 33624    | PD Glycol LP                                     | JE0049K    | JEFFERSON  | 01/28/2008 | 3,475.00         | 695.00           | 1,390.00       | 1,390.00  | 1,390.00   |
| AQ  | 32600    | PD Glycol LP                                     | 8639A      | JEFFERSON  | 11/19/2007 | 30,412.00        | 0.00             | 15,206.00      | 15,206.00 | 15,206.00  |
| AQ  | 34476    | Peace Partners Car Wash, L.L.C.                  | EE1850E    | EL PASO    | 05/22/2008 | 2,040.00         | 408.00           | 1,632.00       | 0.00      | 0.00       |
| AQ  | 34614    | Pelican Refining Company, LLC                    | 1286       | HARRIS     | 04/28/2008 | 9,120.00         | 1,824.00         | 7,296.00       | 0.00      | 0.00       |
| AQ  | 33125    | Plains Pipeline, L.P.                            | 2669       | WOOD       | 10/04/2007 | 2,000.00         | 400.00           | 1,600.00       | 0.00      | 0.00       |
| AQ  | 33239    | Prairie View A&M University                      | 1711       | WALLER     | 10/04/2007 | 2,500.00         | 500.00           | 2,000.00       | 0.00      | 0.00       |
| AQ  | 24616    | PRICE CONSTRUCTION, LTD.                         | 7901       | LUBBOCK    | 02/18/2008 | 5,500.00         | 0.00             | 5,500.00       | 0.00      | 0.00       |
| AQ  | 35191    | Prism Gas Systems I, L.P                         | 815        | HARRISON   | 07/21/2008 | 10,320.00        | 2,064.00         | 8,256.00       | 0.00      | 0.00       |
| AQ  | 35359    | Pyco Industries, Inc.                            | 1075       | LUBBOCK    | 07/21/2008 | 5,775.00         | 1,155.00         | 4,620.00       | 0.00      | 0.00       |
| AQ  | 35430    | Quala Systems, Inc.                              | 48930      | BRAZORIA   | 08/29/2008 | 1,000.00         | 200.00           | 800.00         | 0.00      | 0.00       |
| AQ  | 34686    | Quebecor World Dallas II Inc.                    | 1247       | DALLAS     | 02/25/2008 | 7,700.00         | 1,540.00         | 6,160.00       | 0.00      | 0.00       |
| AQ  | 27287    | RED DOG TRACK, INC.                              |            | PALO PINTO | 02/18/2008 | 31,925.00        | 0.00             | 31,925.00      | 0.00      | 0.00       |
| AQ  | 34162    | Red Ewald, Inc.                                  | 17945      | KARNES     | 02/08/2008 | 2,125.00         | 425.00           | 1,700.00       | 0.00      | 0.00       |
| AQ  | 35106    | Reliant Energy Channelview LP                    | 2136       | HARRIS     | 07/03/2008 | 2,250.00         | 450.00           | 1,800.00       | 0.00      | 0.00       |
| AQ  | 34324    | Republic Plastics, Ltd.                          | 2680       | GUADALUPE  | 02/18/2008 | 2,600.00         | 520.00           | 2,080.00       | 0.00      | 0.00       |
| AQ  | 35124    | RK Petroleum Corp.                               | 35008      | MARTIN     | 06/05/2008 | 1,875.00         | 375.00           | 1,500.00       | 0.00      | 0.00       |
| AQ  | 34577    | Rohm and Haas Texas Incorporated                 | 8838       | HARRIS     | 05/22/2008 | 85,500.00        | 17,100.00        | 34,200.00      | 34,200.00 | 34,200.00  |
| AQ  | 33807    | Rushing Paving Company, Ltd.                     | 80986      | GRAYSON    | 01/28/2008 | 2,675.00         | 535.00           | 2,140.00       | 0.00      | 0.00       |

## Appendix 9: List of Administrative Orders Issued FY2008

### Singles Program

Date Range Selected : 09/01/2007 - 08/31/2008

| PGM | Case No. | Respondent Name                              | TCEQ ID    | County    | Order Date | Penalty Assessed | Penalty Deferred | Payable Amount | SEP Cost  | SEP Offset |
|-----|----------|--|------------|-----------|------------|------------------|------------------|----------------|-----------|------------|
| AQ  | 34612    | SABINA PETROCHEMICALS LLC                    | 41945      | JEFFERSON | 06/05/2008 | 24,625.00        | 4,925.00         | 9,850.00       | 9,850.00  | 9,850.00   |
| AQ  | 33501    | Sabine Cogen, LP                             | 1843       | ORANGE    | 01/28/2008 | 15,730.00        | 3,146.00         | 12,584.00      | 0.00      | 0.00       |
| AQ  | 35345    | Saint-Gobain Vetrotex America, Inc.          | 4848500010 | WICHITA   | 07/03/2008 | 5,850.00         | 1,170.00         | 4,680.00       | 0.00      | 0.00       |
| AQ  | 34301    | Sand Express, L.P.                           | 46900      | COLORADO  | 06/19/2008 | 4,040.00         | 808.00           | 3,232.00       | 0.00      | 0.00       |
| AQ  | 26872    | SBBQS, INC.                                  |            | RUSK      | 01/12/2008 | 1,050.00         | 0.00             | 1,050.00       | 0.00      | 0.00       |
| AQ  | 35205    | Shell Chemical LP                            | 3179       | HARRIS    | 08/15/2008 | 10,000.00        | 2,000.00         | 4,000.00       | 4,000.00  | 4,000.00   |
| AQ  | 32895    | Shell Pipeline Company LP                    | 2733       | JEFFERSON | 11/19/2007 | 6,600.00         | 1,320.00         | 5,280.00       | 0.00      | 0.00       |
| AQ  | 33240    | Shell Pipeline Company LP                    | 2739       | JEFFERSON | 01/12/2008 | 7,735.00         | 1,547.00         | 3,094.00       | 3,094.00  | 3,094.00   |
| AQ  | 11244    | Shintech Incorporated                        |            | BRAZORIA  | 09/21/2007 | 25,000.00        | 0.00             | 25,000.00      | 0.00      | 0.00       |
| AQ  | 34655    | Shintech Incorporated                        | 1361       | BRAZORIA  | 02/25/2008 | 2,475.00         | 495.00           | 1,980.00       | 0.00      | 0.00       |
| AQ  | 34595    | SI Group, Inc.                               | 1431       | BRAZORIA  | 04/14/2008 | 5,700.00         | 1,140.00         | 4,560.00       | 0.00      | 0.00       |
| AQ  | 34328    | Signal Hill Wichita Falls Power, LP          | 16750      | WICHITA   | 02/18/2008 | 1,625.00         | 325.00           | 1,300.00       | 0.00      | 0.00       |
| AQ  | 34531    | Signal International Texas, L.P.             | 1355       | JEFFERSON | 03/08/2008 | 8,600.00         | 1,720.00         | 6,880.00       | 0.00      | 0.00       |
| AQ  | 31130    | Solutia Inc.                                 | BL0038U    | BRAZORIA  | 01/28/2008 | 45,597.00        | 0.00             | 22,799.00      | 22,798.00 | 22,798.00  |
| AQ  | 24286    | Solutia Inc.                                 | BL0038U    | BRAZORIA  | 11/19/2007 | 95,490.00        | 0.00             | 47,745.00      | 47,745.00 | 47,745.00  |
| AQ  | 34805    | Southern Forest Products, LLC                | 20804      | NEWTON    | 06/05/2008 | 5,000.00         | 1,000.00         | 4,000.00       | 0.00      | 0.00       |
| AQ  | 35360    | Southern Star Concrete, Inc.                 | CP0084V    | COLLIN    | 08/29/2008 | 1,045.00         | 209.00           | 418.00         | 418.00    | 418.00     |
| AQ  | 34598    | Southern Union Gas Services, Ltd.            | 02624      | WINKLER   | 02/25/2008 | 1,875.00         | 375.00           | 1,500.00       | 0.00      | 0.00       |
| AQ  | 34214    | Southwest Convenience Stores, LLC            | EE1165D    | EL PASO   | 04/28/2008 | 21,240.00        | 4,248.00         | 8,496.00       | 8,496.00  | 8,496.00   |
| AQ  | 35164    | Southwest Convenience Stores, LLC            | EE0995H    | EL PASO   | 08/29/2008 | 24,860.00        | 4,972.00         | 19,888.00      | 0.00      | 0.00       |
| AQ  | 34343    | Southwest Convenience Stores, LLC            | EE1188O    | EL PASO   | 04/14/2008 | 17,450.00        | 3,490.00         | 6,980.00       | 6,980.00  | 6,980.00   |
| AQ  | 35055    | Southwest Convenience Stores, LLC            |            | EL PASO   | 08/29/2008 | 20,230.00        | 4,046.00         | 16,184.00      | 0.00      | 0.00       |
| AQ  | 33526    | Southwest Shipyard, L.P.                     | 1260       | HARRIS    | 06/05/2008 | 77,276.00        | 0.00             | 38,638.00      | 38,638.00 | 38,638.00  |
| AQ  | 33112    | Southwestern Public Service Company          | PG0041R    | POTTER    | 11/09/2007 | 750.00           | 150.00           | 600.00         | 0.00      | 0.00       |
| AQ  | 34365    | Southwest-Tex Leasing Co., Inc.              | EE1308F    | EL PASO   | 02/25/2008 | 920.00           | 184.00           | 736.00         | 0.00      | 0.00       |
| AQ  | 34986    | Southwest-Tex Leasing Co., Inc.              | EE1308F    | EL PASO   | 06/19/2008 | 1,020.00         | 204.00           | 816.00         | 0.00      | 0.00       |
| AQ  | 33923    | Sport Auto Enterprise, Inc.                  |            | BEXAR     | 06/19/2008 | 500.00           | 100.00           | 400.00         | 0.00      | 0.00       |
| AQ  | 34182    | Stallion Oilfield Construction, LLC          | 82129L001  | JOHNSON   | 02/25/2008 | 20,000.00        | 0.00             | 10,000.00      | 10,000.00 | 10,000.00  |
| AQ  | 34578    | Sunoco Pipeline L.P.                         | 1307       | SCURRY    | 05/22/2008 | 6,250.00         | 1,250.00         | 5,000.00       | 0.00      | 0.00       |
| AQ  | 34174    | Sunoco Pipeline L.P.                         | 2688       | NAVARRO   | 07/03/2008 | 6,000.00         | 1,200.00         | 4,800.00       | 0.00      | 0.00       |
| AQ  | 35204    | Sunoco, Inc. (R&M)                           | 2314       | HARRIS    | 08/15/2008 | 11,100.00        | 2,220.00         | 8,880.00       | 0.00      | 0.00       |
| AQ  | 33079    | Sunoco, Inc. (R&M)                           | 5572B      | HARRIS    | 02/08/2008 | 8,950.00         | 1,790.00         | 7,160.00       | 0.00      | 0.00       |
| AQ  | 34479    | Sunoco, Inc. (R&M)                           | 5572B      | HARRIS    | 04/03/2008 | 20,400.00        | 4,080.00         | 16,320.00      | 0.00      | 0.00       |
| AQ  | 35035    | Sunoco, Inc. (R&M)                           | 5572B      | HARRIS    | 07/03/2008 | 4,940.00         | 988.00           | 3,952.00       | 0.00      | 0.00       |
| AQ  | 33747    | SWIFT BEEF COMPANY                           | 37234      | MOORE     | 10/25/2007 | 1,050.00         | 210.00           | 840.00         | 0.00      | 0.00       |
| AQ  | 34604    | Targa Midstream Services Limited Partnership | 5414       | HARRIS    | 04/14/2008 | 2,990.00         | 598.00           | 2,392.00       | 0.00      | 0.00       |

## Appendix 9: List of Administrative Orders Issued FY2008

### Singles Program

Date Range Selected : 09/01/2007 - 08/31/2008

| PGM | Case No. | Respondent Name                    | TCEQ ID | County    | Order Date | Penalty Assessed | Penalty Deferred | Payable Amount | SEP Cost  | SEP Offset |
|-----|----------|------------------------------------|---------|-----------|------------|------------------|------------------|----------------|-----------|------------|
| AQ  | 34613    | Targa North Texas, LP              | 20232   | YOUNG     | 04/28/2008 | 37,500.00        | 0.00             | 18,750.00      | 18,750.00 | 18,750.00  |
| AQ  | 31963    | Ten Hi Gin, Inc.                   | 2318    | GAINES    | 11/09/2007 | 2,500.00         | 500.00           | 2,000.00       | 0.00      | 0.00       |
| AQ  | 35516    | Tennessee Gas Pipeline Company     | 56321   | JASPER    | 08/15/2008 | 2,050.00         | 410.00           | 1,640.00       | 0.00      | 0.00       |
| AQ  | 33147    | TERRAZAS, FRANCISCO                | EE1557F | EL PASO   | 06/11/2008 | 2,200.00         | 0.00             | 2,200.00       | 0.00      | 0.00       |
| AQ  | 33909    | Tesco Industries, L.P.             | AH0043O | AUSTIN    | 01/12/2008 | 4,000.00         | 800.00           | 3,200.00       | 0.00      | 0.00       |
| AQ  | 34606    | Texas Barge & Boat, Inc.           | 1698    | BRAZORIA  | 06/05/2008 | 3,600.00         | 720.00           | 2,880.00       | 0.00      | 0.00       |
| AQ  | 35096    | Texas Petrochemicals LP            | HG0562P | HARRIS    | 06/05/2008 | 6,575.00         | 1,315.00         | 2,630.00       | 2,630.00  | 2,630.00   |
| AQ  | 35150    | Texas Petrochemicals LP            | HG0562P | HARRIS    | 05/22/2008 | 10,000.00        | 0.00             | 5,000.00       | 5,000.00  | 5,000.00   |
| AQ  | 34806    | Texas Petrochemicals LP            | 46307   | HARRIS    | 02/25/2008 | 6,500.00         | 1,300.00         | 2,600.00       | 2,600.00  | 2,600.00   |
| AQ  | 34646    | Texas Petrochemicals LP            | HG0562P | HARRIS    | 01/28/2008 | 10,266.00        | 2,053.00         | 4,107.00       | 4,106.00  | 4,106.00   |
| AQ  | 35442    | Texas Petrochemicals LP            | HG0562P | HARRIS    | 08/15/2008 | 8,086.00         | 1,617.00         | 3,235.00       | 3,234.00  | 3,234.00   |
| AQ  | 35379    | Texas Petrochemicals LP            | HG0562P | HARRIS    | 07/21/2008 | 7,075.00         | 1,415.00         | 2,830.00       | 2,830.00  | 2,830.00   |
| AQ  | 34912    | Texas Petrochemicals LP            | HG0562P | HARRIS    | 04/14/2008 | 6,500.00         | 1,300.00         | 2,600.00       | 2,600.00  | 2,600.00   |
| AQ  | 34331    | Texas Petrochemicals LP            | 46307   | HARRIS    | 01/12/2008 | 10,000.00        | 2,000.00         | 4,000.00       | 4,000.00  | 4,000.00   |
| AQ  | 34197    | Texas Petrochemicals LP            | 46307   | HARRIS    | 04/28/2008 | 33,250.00        | 6,650.00         | 13,300.00      | 13,300.00 | 13,300.00  |
| AQ  | 35177    | Texas Petrochemicals LP            | 1327    | JEFFERSON | 07/21/2008 | 3,600.00         | 720.00           | 2,880.00       | 0.00      | 0.00       |
| AQ  | 33074    | Texas Petrochemicals LP            | 20485   | JEFFERSON | 11/09/2007 | 2,500.00         | 500.00           | 2,000.00       | 0.00      | 0.00       |
| AQ  | 34761    | Texas Petrochemicals LP            | 46307   | HARRIS    | 04/03/2008 | 13,566.00        | 2,713.00         | 5,427.00       | 5,426.00  | 5,426.00   |
| AQ  | 33533    | Texmark Chemicals, Inc.            | 1363    | HARRIS    | 02/18/2008 | 75,692.00        | 15,138.00        | 30,277.00      | 30,277.00 | 30,277.00  |
| AQ  | 32840    | The Dow Chemical Company           | HGA005E | HARRIS    | 12/20/2007 | 14,000.00        | 2,800.00         | 5,600.00       | 5,600.00  | 5,600.00   |
| AQ  | 34867    | The Dow Chemical Company           | 834     | BRAZORIA  | 06/19/2008 | 44,450.00        | 8,890.00         | 17,780.00      | 17,780.00 | 17,780.00  |
| AQ  | 33152    | The Dow Chemical Company           | BL0082R | BRAZORIA  | 04/03/2008 | 34,670.00        | 6,934.00         | 13,868.00      | 13,868.00 | 13,868.00  |
| AQ  | 33128    | The Goodyear Tire & Rubber Company | 1593    | JEFFERSON | 12/20/2007 | 6,450.00         | 1,290.00         | 5,160.00       | 0.00      | 0.00       |
| AQ  | 35451    | The Goodyear Tire & Rubber Company | 6618    | HARRIS    | 08/15/2008 | 5,600.00         | 1,120.00         | 4,480.00       | 0.00      | 0.00       |
| AQ  | 32115    | The Goodyear Tire & Rubber Company | 1593    | JEFFERSON | 01/28/2008 | 102,564.00       | 20,512.00        | 41,026.00      | 41,026.00 | 41,026.00  |
| AQ  | 34789    | The Goodyear Tire & Rubber Company | 1593    | JEFFERSON | 05/22/2008 | 6,475.00         | 1,295.00         | 2,590.00       | 2,590.00  | 2,590.00   |
| AQ  | 34019    | The Goodyear Tire & Rubber Company | HG0289K | HARRIS    | 11/19/2007 | 4,450.00         | 890.00           | 1,780.00       | 1,780.00  | 1,780.00   |
| AQ  | 34445    | The Hertz Corporation              | EE1145J | EL PASO   | 02/08/2008 | 1,100.00         | 220.00           | 880.00         | 0.00      | 0.00       |
| AQ  | 34459    | The Premcor Refining Group Inc.    | 6825A   | JEFFERSON | 04/14/2008 | 30,400.00        | 0.00             | 15,200.00      | 15,200.00 | 15,200.00  |
| AQ  | 33805    | The Premcor Refining Group Inc.    | 6825A   | JEFFERSON | 02/25/2008 | 25,150.00        | 5,030.00         | 10,060.00      | 10,060.00 | 10,060.00  |
| AQ  | 32479    | The Premcor Refining Group Inc.    | 6825    | JEFFERSON | 01/12/2008 | 64,625.00        | 0.00             | 32,313.00      | 32,312.00 | 32,312.00  |
| AQ  | 29721    | The Premcor Refining Group Inc.    | JE0042B | JEFFERSON | 09/21/2007 | 43,437.00        | 0.00             | 21,719.00      | 21,718.00 | 21,718.00  |
| AQ  | 32927    | The Premcor Refining Group Inc.    | 2229    | JEFFERSON | 12/20/2007 | 56,166.00        | 0.00             | 28,083.00      | 28,083.00 | 28,083.00  |
| AQ  | 16384    | The Shredder Company, LLC          | 23499   | EL PASO   | 06/19/2008 | 40,560.00        | 0.00             | 40,560.00      | 0.00      | 0.00       |
| AQ  | 34200    | Thelin Recycling Company, L.P.     | TA3987H | TARRANT   | 02/25/2008 | 9,100.00         | 1,820.00         | 7,280.00       | 0.00      | 0.00       |
| AQ  | 35609    | Tige Boats, Inc.                   | 2674    | TAYLOR    | 08/15/2008 | 5,000.00         | 1,000.00         | 4,000.00       | 0.00      | 0.00       |
| AQ  | 34513    | Tige Boats, Inc.                   | 2674    | TAYLOR    | 02/08/2008 | 4,750.00         | 950.00           | 3,800.00       | 0.00      | 0.00       |



## Appendix 9: List of Administrative Orders Issued FY2008

### Singles Program

Date Range Selected : 09/01/2007 - 08/31/2008

| PGM | Case No. | Respondent Name                                 | TCEQ ID    | County    | Order Date | Penalty Assessed | Penalty Deferred | Payable Amount | SEP Cost  | SEP Offset |
|-----|----------|---|------------|-----------|------------|------------------|------------------|----------------|-----------|------------|
| AQ  | 34551    | TOTAL PETROCHEMICALS USA, INC.                  | HG0036S    | HARRIS    | 04/28/2008 | 17,697.00        | 3,539.00         | 14,158.00      | 0.00      | 0.00       |
| AQ  | 35534    | TOTAL PETROCHEMICALS USA, INC.                  | 78963      | HARRIS    | 08/29/2008 | 8,450.00         | 1,690.00         | 6,760.00       | 0.00      | 0.00       |
| AQ  | 34722    | TOTAL PETROCHEMICALS USA, INC.                  | HG0036S    | HARRIS    | 04/03/2008 | 8,525.00         | 1,705.00         | 6,820.00       | 0.00      | 0.00       |
| AQ  | 35298    | TOTAL PETROCHEMICALS USA, INC.                  | HG0036S    | HARRIS    | 07/21/2008 | 25,764.00        | 5,152.00         | 20,612.00      | 0.00      | 0.00       |
| AQ  | 34195    | TOTAL PETROCHEMICALS USA, INC.                  | 3908B      | HARRIS    | 01/28/2008 | 7,750.00         | 1,550.00         | 6,200.00       | 0.00      | 0.00       |
| AQ  | 34486    | TOTAL PETROCHEMICALS USA, INC.                  | 5264       | HARRIS    | 04/14/2008 | 7,050.00         | 1,410.00         | 2,820.00       | 2,820.00  | 2,820.00   |
| AQ  | 33781    | Transcontinental Gas Pipe Line Corporation      | MH0047W    | MATAGORDA | 02/08/2008 | 10,000.00        | 2,000.00         | 8,000.00       | 0.00      | 0.00       |
| AQ  | 33230    | Trinity Industries, Inc.                        | OC0024J    | ORANGE    | 11/19/2007 | 12,000.00        | 2,400.00         | 9,600.00       | 0.00      | 0.00       |
| AQ  | 35167    | Trunkline Gas Company, LLC                      | 73000      | HARRIS    | 07/21/2008 | 13,800.00        | 2,760.00         | 5,520.00       | 5,520.00  | 5,520.00   |
| AQ  | 32820    | U.S. Minerals, LLC                              | 18048      | GALVESTON | 10/04/2007 | 26,035.00        | 5,207.00         | 20,828.00      | 0.00      | 0.00       |
| AQ  | 32622    | Union Carbide Corporation                       | 1914       | GALVESTON | 03/08/2008 | 76,450.00        | 15,290.00        | 30,580.00      | 30,580.00 | 30,580.00  |
| AQ  | 34559    | United Copper Industries, Inc.                  | 2828       | DENTON    | 03/08/2008 | 1,625.00         | 325.00           | 1,300.00       | 0.00      | 0.00       |
| AQ  | 34700    | United Structures of America, Inc.              | HG1387C    | HARRIS    | 04/03/2008 | 2,475.00         | 495.00           | 1,980.00       | 0.00      | 0.00       |
| AQ  | 27415    | University of Texas Medical Branch at Galveston | 18655      | GALVESTON | 09/21/2007 | 11,400.00        | 2,280.00         | 0.00           | 9,120.00  | 9,120.00   |
| AQ  | 34853    | US Petroleum Depot, Inc.                        | 82549      | CAMERON   | 06/05/2008 | 2,850.00         | 570.00           | 2,280.00       | 0.00      | 0.00       |
| AQ  | 35136    | Valero Refining-Texas, L.P.                     | 39142      | GALVESTON | 07/03/2008 | 10,000.00        | 2,000.00         | 4,000.00       | 4,000.00  | 4,000.00   |
| AQ  | 34312    | Valero Refining-Texas, L.P.                     | 2937       | NUECES    | 04/14/2008 | 8,800.00         | 1,760.00         | 3,520.00       | 3,520.00  | 3,520.00   |
| AQ  | 34641    | Valero Refining-Texas, L.P.                     | 39142      | GALVESTON | 06/19/2008 | 8,600.00         | 1,720.00         | 3,440.00       | 3,440.00  | 3,440.00   |
| AQ  | 35157    | Valero Refining-Texas, L.P.                     | HG0130C    | HARRIS    | 06/19/2008 | 10,270.00        | 2,054.00         | 4,108.00       | 4,108.00  | 4,108.00   |
| AQ  | 35056    | Valero Refining-Texas, L.P.                     | 48982      | HARRIS    | 07/03/2008 | 41,500.00        | 8,300.00         | 16,600.00      | 16,600.00 | 16,600.00  |
| AQ  | 34610    | Valero Refining-Texas, L.P.                     | 38754      | NUECES    | 04/03/2008 | 34,125.00        | 0.00             | 17,063.00      | 17,062.00 | 17,062.00  |
| AQ  | 33225    | Valero Refining-Texas, L.P.                     | HG0130C    | HARRIS    | 11/09/2007 | 46,150.00        | 0.00             | 23,075.00      | 23,075.00 | 23,075.00  |
| AQ  | 34186    | VIKING POOLS, LLC                               | 2438       | MIDLAND   | 02/08/2008 | 6,750.00         | 1,350.00         | 5,400.00       | 0.00      | 0.00       |
| AQ  | 34568    | Viridis Energy (Texas), LP                      | 2565       | HARRIS    | 06/19/2008 | 7,455.00         | 1,491.00         | 5,964.00       | 0.00      | 0.00       |
| AQ  | 34399    | Viridis Energy (Texas), LP                      | 2538       | GALVESTON | 04/14/2008 | 4,387.00         | 877.00           | 3,510.00       | 0.00      | 0.00       |
| AQ  | 34567    | Viridis Energy (Texas), LP                      | 2574       | CHAMBERS  | 04/28/2008 | 7,455.00         | 1,491.00         | 5,964.00       | 0.00      | 0.00       |
| AQ  | 34205    | Water World Fiberglass Pools (U.S.A.) Inc.      | 2808       | GUADALUPE | 02/08/2008 | 2,850.00         | 570.00           | 2,280.00       | 0.00      | 0.00       |
| AQ  | 34720    | Weirich Bros., Inc.                             | KG0017H    | KIMBLE    | 04/28/2008 | 1,320.00         | 264.00           | 1,056.00       | 0.00      | 0.00       |
| AQ  | 34599    | Wharton County Power Partners, L.P.             | 86         | WHARTON   | 02/25/2008 | 11,000.00        | 2,200.00         | 8,800.00       | 0.00      | 0.00       |
| AQ  | 33455    | WTG Gas Processing, L.P.                        | 4822700003 | HOWARD    | 01/28/2008 | 46,291.00        | 9,258.00         | 37,033.00      | 0.00      | 0.00       |
| AQ  | 34702    | WTG Jameson, L.P.                               | RK0063D    | RUNNELS   | 04/28/2008 | 970.00           | 194.00           | 776.00         | 0.00      | 0.00       |
| AQ  | 35012    | Wylar Industrial Works, Inc.                    | EE0699O    | EL PASO   | 06/19/2008 | 920.00           | 184.00           | 736.00         | 0.00      | 0.00       |
| AQ  | 34387    | Ya Razzak, Inc.                                 | EE1961R    | EL PASO   | 02/08/2008 | 1,200.00         | 240.00           | 960.00         | 0.00      | 0.00       |
| AQ  | 24907    | YARBROUGH, JOSEPH                               |            | YOUNG     | 06/11/2008 | 1,050.00         | 0.00             | 1,050.00       | 0.00      | 0.00       |

## Appendix 9: List of Administrative Orders Issued FY2008

### Singles Program

Date Range Selected : 09/01/2007 - 08/31/2008

| PGM                          | Case No. | Respondent Name                    | TCEQ ID | County  | Order Date | Penalty Assessed | Penalty Deferred    | Payable Amount    | SEP Cost            | SEP Offset          |                     |
|------------------------------|----------|------------------------------------|---------|---------|------------|------------------|---------------------|-------------------|---------------------|---------------------|---------------------|
| AQ                           | 35195    | Ysleta Independent School District | EE1018R | EL PASO | 08/15/2008 | 1,140.00         | 228.00              | 912.00            | 0.00                | 0.00                |                     |
| AQ                           | 34310    | Ysleta Independent School District | EE1018R | EL PASO | 04/03/2008 | 1,340.00         | 268.00              | 1,072.00          | 0.00                | 0.00                |                     |
| <b>AQ Orders Issued: 381</b> |          |                                    |         |         |            | <b>Total:</b>    | <b>8,818,323.00</b> | <b>986,843.00</b> | <b>4,891,889.50</b> | <b>2,939,590.50</b> | <b>2,939,590.50</b> |

## Appendix 9: List of Administrative Orders Issued FY2008

### Singles Program

Date Range Selected : 09/01/2007 - 08/31/2008

| PGM | Case No. | Respondent Name                          | TCEQ ID      | County    | Order Date | Penalty Assessed | Penalty Deferred | Payable Amount | SEP Cost | SEP Offset |
|-----|----------|--|--------------|-----------|------------|------------------|------------------|----------------|----------|------------|
| DC  | 30114    | Abdulaziz Ibrahim dba Specialty Cleaners | 103955332    | DALLAS    | 02/08/2008 | 889.00           | 0.00             | 889.00         | 0.00     | 0.00       |
| DC  | 30973    | Aesthetic Developers, Inc.               | TXR000075085 | BRAZOS    | 10/25/2007 | 3,555.00         | 0.00             | 3,555.00       | 0.00     | 0.00       |
| DC  | 30283    | AGUAS MART DBA A1 DRY CLEANERS           | 104967260    | WEBB      | 02/08/2008 | 1,185.00         | 237.00           | 948.00         | 0.00     | 0.00       |
| DC  | 30130    | AHMED, TAUFIQ H                          | 104963939    | TARRANT   | 06/19/2008 | 889.00           | 0.00             | 889.00         | 0.00     | 0.00       |
| DC  | 30797    | ALI, MOHAMMED SADIQ                      | 104160924    | DALLAS    | 08/10/2008 | 1,185.00         | 0.00             | 1,185.00       | 0.00     | 0.00       |
| DC  | 31103    | BILLY C JONES                            | 104402268    | HARRIS    | 02/18/2008 | 1,185.00         | 0.00             | 1,185.00       | 0.00     | 0.00       |
| DC  | 30802    | Bothina J Al Hussein                     | 104096995    | HARRIS    | 01/28/2008 | 1,185.00         | 237.00           | 948.00         | 0.00     | 0.00       |
| DC  | 30690    | Bruce H Paek                             |              | DALLAS    | 09/21/2007 | 1,185.00         | 0.00             | 1,185.00       | 0.00     | 0.00       |
| DC  | 30912    | Canyon Cleaners, Inc                     | 104996137    | FORT BEND | 02/08/2008 | 1,185.00         | 237.00           | 948.00         | 0.00     | 0.00       |
| DC  | 30811    | Carol D. Shumaker                        |              | DALLAS    | 11/19/2007 | 1,185.00         | 0.00             | 1,185.00       | 0.00     | 0.00       |
| DC  | 29877    | CARTER, BRANDY L                         | 104964564    | CALDWELL  | 04/04/2008 | 1,067.00         | 0.00             | 1,067.00       | 0.00     | 0.00       |
| DC  | 30348    | CHEA, PUTHY                              | 104962055    | DALLAS    | 02/18/2008 | 889.00           | 0.00             | 889.00         | 0.00     | 0.00       |
| DC  | 30639    | CLASSIC PRESS, INC.                      | TX0000241679 | HARRIS    | 04/23/2008 | 1,185.00         | 0.00             | 1,185.00       | 0.00     | 0.00       |
| DC  | 30760    | Dark Angel Investments, Inc.             | TXR000071720 | FORT BEND | 10/25/2007 | 1,980.00         | 0.00             | 1,980.00       | 0.00     | 0.00       |
| DC  | 29955    | Desi Services Incorporated               | 103959615    | TARRANT   | 02/18/2008 | 889.00           | 178.00           | 711.00         | 0.00     | 0.00       |
| DC  | 30113    | Doyle Reid's Cleaners & Laundry Inc.     | TXR000074997 | LLANO     | 11/19/2007 | 3,555.00         | 711.00           | 2,844.00       | 0.00     | 0.00       |
| DC  | 30964    | ELITE DRYCLEANERS, INC.                  | 103970794    | HARRIS    | 07/21/2008 | 1,066.00         | 213.00           | 853.00         | 0.00     | 0.00       |
| DC  | 30683    | Frances Alvarez                          | 69509        | JONES     | 05/22/2008 | 1,185.00         | 0.00             | 1,185.00       | 0.00     | 0.00       |
| DC  | 30711    | HA YOUNG SHIN                            | 105004030    | HARRIS    | 01/28/2008 | 889.00           | 0.00             | 889.00         | 0.00     | 0.00       |
| DC  | 30785    | HILDA QUIROS                             | TXR000074385 | CAMERON   | 09/21/2007 | 1,185.00         | 0.00             | 1,185.00       | 0.00     | 0.00       |
| DC  | 31025    | HWANG, SUNG JA                           | 104086582    | BELL      | 02/18/2008 | 853.00           | 0.00             | 853.00         | 0.00     | 0.00       |
| DC  | 29651    | IVORY CLEANERS II, INC.                  | 102018033    |           | 04/14/2008 | 280.00           | 0.00             | 280.00         | 0.00     | 0.00       |
| DC  | 30861    | JAFFRI, RIFAT                            |              | DALLAS    | 09/21/2007 | 1,185.00         | 237.00           | 948.00         | 0.00     | 0.00       |
| DC  | 31006    | James R. Coleman                         | 103952735    | DALLAS    | 01/12/2008 | 1,185.00         | 0.00             | 1,185.00       | 0.00     | 0.00       |
| DC  | 30982    | JAWAID, ROUQAIYA                         |              | DENTON    | 11/19/2007 | 225.00           | 45.00            | 180.00         | 0.00     | 0.00       |
| DC  | 31127    | Jimmy N Tu                               |              | HARRIS    | 04/03/2008 | 1,185.00         | 237.00           | 948.00         | 0.00     | 0.00       |
| DC  | 30121    | JNCHO INC.                               | 103954442    | TARRANT   | 08/15/2008 | 889.00           | 178.00           | 711.00         | 0.00     | 0.00       |
| DC  | 30717    | JON E CUSHMAN                            | 104992102    | HARRIS    | 06/05/2008 | 945.00           | 0.00             | 945.00         | 0.00     | 0.00       |
| DC  | 31167    | Jose B Juarez                            | 104028014    | HARRIS    | 02/08/2008 | 1,185.00         | 0.00             | 1,185.00       | 0.00     | 0.00       |
| DC  | 29912    | JUNG, SONG                               |              | COLLIN    | 12/20/2007 | 1,067.00         | 0.00             | 1,067.00       | 0.00     | 0.00       |
| DC  | 30886    | K. B. Master Cleaners, Inc.              | 104995139    | HARRIS    | 06/19/2008 | 1,185.00         | 0.00             | 1,185.00       | 0.00     | 0.00       |
| DC  | 31166    | KATY CRYSTAL CLEANERS, INC.              | TXR000073114 | HARRIS    | 10/04/2007 | 3,555.00         | 711.00           | 2,844.00       | 0.00     | 0.00       |
| DC  | 29715    | Kelvin Ho aka Toan A Ho                  | 104959929    | TARRANT   | 02/08/2008 | 1,185.00         | 0.00             | 1,185.00       | 0.00     | 0.00       |
| DC  | 30579    | Ken Young                                | 104998638    | HARRIS    | 02/18/2008 | 1,185.00         | 0.00             | 1,185.00       | 0.00     | 0.00       |
| DC  | 31098    | Kirby-Dunstan, Inc. dba Le Bon Cleaners  | TXR000071209 | HARRIS    | 12/20/2007 | 1,185.00         | 0.00             | 1,185.00       | 0.00     | 0.00       |

## Appendix 9: List of Administrative Orders Issued FY2008

### Singles Program

Date Range Selected : 09/01/2007 - 08/31/2008

| PGM                         | Case No. | Respondent Name                             | TCEQ ID      | County    | Order Date | Penalty Assessed | Penalty Deferred | Payable Amount  | SEP Cost         | SEP Offset  |             |
|-----------------------------|----------|---|--------------|-----------|------------|------------------|------------------|-----------------|------------------|-------------|-------------|
| DC                          | 31010    | L&L AG Products, Inc.                       |              | BOWIE     | 10/25/2007 | 1,185.00         | 0.00             | 1,185.00        | 0.00             | 0.00        |             |
| DC                          | 31208    | LAM, TRINH THUY                             | TXR000070961 | HARRIS    | 11/09/2007 | 1,067.00         | 0.00             | 1,067.00        | 0.00             | 0.00        |             |
| DC                          | 31100    | M D C M S, INC. DBA MILLENNIUM DRY CLEANERS |              | DALLAS    | 01/09/2008 | 1,185.00         | 0.00             | 1,185.00        | 0.00             | 0.00        |             |
| DC                          | 30620    | MAI BUI NGUYEN                              | 104066824    | BRAZORIA  | 02/18/2008 | 2,667.00         | 0.00             | 2,667.00        | 0.00             | 0.00        |             |
| DC                          | 30429    | MESFIN, HAILU SIMA                          | 104962196    | DALLAS    | 07/03/2008 | 1,185.00         | 237.00           | 948.00          | 0.00             | 0.00        |             |
| DC                          | 30944    | Mimi Hoang Investment Inc.                  | 101637320    | HARRIS    | 07/03/2008 | 3,555.00         | 711.00           | 2,844.00        | 0.00             | 0.00        |             |
| DC                          | 30862    | MOHAMMAD HAROON MEMON                       | 104990593    | DALLAS    | 04/23/2008 | 1,185.00         | 0.00             | 1,185.00        | 0.00             | 0.00        |             |
| DC                          | 30709    | Mubeen Enterprise, Inc.                     | 104996459    | FORT BEND | 07/09/2008 | 1,185.00         | 0.00             | 1,185.00        | 0.00             | 0.00        |             |
| DC                          | 30678    | NGUYEN, TONY                                | TXR000023481 | HARRIS    | 09/20/2007 | 1,185.00         | 0.00             | 1,185.00        | 0.00             | 0.00        |             |
| DC                          | 30951    | P & N Star Enterprises, Inc.                |              | DALLAS    | 09/21/2007 | 1,185.00         | 0.00             | 1,185.00        | 0.00             | 0.00        |             |
| DC                          | 30659    | Park Jin                                    | 104995121    | HARRIS    | 02/25/2008 | 1,185.00         | 0.00             | 1,185.00        | 0.00             | 0.00        |             |
| DC                          | 30868    | PARK, DAN                                   |              | DALLAS    | 11/09/2007 | 1,185.00         | 0.00             | 1,185.00        | 0.00             | 0.00        |             |
| DC                          | 30644    | PARK, HYUNG S                               | 102753597    | COLLIN    | 12/20/2007 | 889.00           | 0.00             | 889.00          | 0.00             | 0.00        |             |
| DC                          | 30622    | PIA LINDA N VAN THO                         | TXR000069674 | HARRIS    | 09/21/2007 | 1,185.00         | 0.00             | 1,185.00        | 0.00             | 0.00        |             |
| DC                          | 30144    | PILARCIK, DEBORAH L GODFREY                 | 104962683    | TARRANT   | 03/08/2008 | 1,185.00         | 0.00             | 1,185.00        | 0.00             | 0.00        |             |
| DC                          | 30111    | QASWA ENTERPRISE LLC                        |              | TARRANT   | 11/09/2007 | 1,185.00         | 0.00             | 1,185.00        | 0.00             | 0.00        |             |
| DC                          | 30367    | RODRIGUEZ, JUAN J                           | 103957320    | DALLAS    | 06/25/2008 | 140.00           | 0.00             | 140.00          | 0.00             | 0.00        |             |
| DC                          | 30998    | Summit Cleaners, Inc.                       | 102167004    | HARRIS    | 02/08/2008 | 1,778.00         | 0.00             | 1,778.00        | 0.00             | 0.00        |             |
| DC                          | 30594    | Tidwell Super Cleaners, Inc.                | 103987962    | HARRIS    | 08/29/2008 | 889.00           | 178.00           | 711.00          | 0.00             | 0.00        |             |
| DC                          | 30684    | TWIN LAKES ENTERPRISES, INC.                | 104186945    | HARRIS    | 07/03/2008 | 2,370.00         | 0.00             | 2,370.00        | 0.00             | 0.00        |             |
| DC                          | 31028    | Wholesale Cleaners, Inc.                    | 104983895    | HARRIS    | 01/28/2008 | 1,185.00         | 0.00             | 1,185.00        | 0.00             | 0.00        |             |
| DC                          | 30740    | Willie Scales                               | TXR000069955 |           | 12/20/2007 | 2,370.00         | 0.00             | 2,370.00        | 0.00             | 0.00        |             |
| DC                          | 30911    | WOODS, GERRY L                              | 104967047    | DALLAS    | 02/18/2008 | 1,185.00         | 0.00             | 1,185.00        | 0.00             | 0.00        |             |
| DC                          | 29967    | Zucker Enterprises, Inc.                    | TXR000069930 | EL PASO   | 11/19/2007 | 1,778.00         | 356.00           | 1,422.00        | 0.00             | 0.00        |             |
| DC                          | 30674    | Zul Noorane                                 |              | HARRIS    | 02/08/2008 | 1,185.00         | 0.00             | 1,185.00        | 0.00             | 0.00        |             |
| <b>DC Orders Issued: 60</b> |          |   |              |           |            | <b>Total:</b>    | <b>80,090.00</b> | <b>4,703.00</b> | <b>75,387.00</b> | <b>0.00</b> | <b>0.00</b> |
| ER                          | 35049    | Diamondback Pumping Service, L.P.           |              | JOHNSON   | 06/05/2008 | 8,570.00         | 0.00             | 8,570.00        | 0.00             | 0.00        |             |
| ER                          | 14132    | MCKILLIP, MARK                              | TXR000066159 | COMANCHE  | 02/18/2008 | 3,500.00         | 0.00             | 3,500.00        | 0.00             | 0.00        |             |
| <b>ER Orders Issued: 2</b>  |          |   |              |           |            | <b>Total:</b>    | <b>12,070.00</b> | <b>0.00</b>     | <b>12,070.00</b> | <b>0.00</b> | <b>0.00</b> |

## Appendix 9: List of Administrative Orders Issued FY2008

### Singles Program

Date Range Selected : 09/01/2007 - 08/31/2008

| PGM                          | Case No. | Respondent Name                           | TCEQ ID      | County    | Order Date | Penalty Assessed | Penalty Deferred  | Payable Amount   | SEP Cost          | SEP Offset       |                  |
|------------------------------|----------|---|--------------|-----------|------------|------------------|-------------------|------------------|-------------------|------------------|------------------|
| IHW                          | 33536    | AIRBORN, INC.                             | 37472        | DALLAS    | 10/25/2007 | 3,000.00         | 600.00            | 2,400.00         | 0.00              | 0.00             |                  |
| IHW                          | 31793    | Akzo Nobel Polymer Chemicals LLC          | 30281        | HARRIS    | 10/04/2007 | 112,770.00       | 22,554.00         | 45,108.00        | 45,108.00         | 45,108.00        |                  |
| IHW                          | 33227    | Ameriforge Corporation                    | 90266        | HARRIS    | 06/05/2008 | 3,102.00         | 620.00            | 2,482.00         | 0.00              | 0.00             |                  |
| IHW                          | 31163    | BASF Corporation                          | 33849        | HARRIS    | 09/21/2007 | 4,239.00         | 848.00            | 3,391.00         | 0.00              | 0.00             |                  |
| IHW                          | 32650    | BFI Waste Services of Texas, LP           | 40034        |           | 10/25/2007 | 1,100.00         | 220.00            | 880.00           | 0.00              | 0.00             |                  |
| IHW                          | 27827    | CSA Limited, Inc.                         | 31504        | HARRIS    | 04/03/2008 | 65,392.00        | 0.00              | 32,696.00        | 32,696.00         | 32,696.00        |                  |
| IHW                          | 32500    | E. I. du Pont de Nemours and Company      | 30010        | JEFFERSON | 11/09/2007 | 137,600.00       | 0.00              | 137,600.00       | 0.00              | 0.00             |                  |
| IHW                          | 34745    | Georgia Gulf Chemicals & Vinyls, LLC      | 31608        | HARRIS    | 06/05/2008 | 29,510.00        | 5,902.00          | 23,608.00        | 0.00              | 0.00             |                  |
| IHW                          | 34737    | Gulf Chemical & Metallurgical Corporation | 30952        | BRAZORIA  | 06/19/2008 | 3,600.00         | 720.00            | 2,880.00         | 0.00              | 0.00             |                  |
| IHW                          | 26818    | JOHNSON, JOE BOY                          | F1852        | MCCULLOCH | 11/19/2007 | 2,500.00         | 0.00              | 2,500.00         | 0.00              | 0.00             |                  |
| IHW                          | 30856    | Kaspar Electroplating Corporation         | 35002        | LAVACA    | 07/23/2008 | 17,500.00        | 0.00              | 17,500.00        | 0.00              | 0.00             |                  |
| IHW                          | 34448    | MURPAKS INC                               | 34809        | KIMBLE    | 04/03/2008 | 3,690.00         | 738.00            | 2,952.00         | 0.00              | 0.00             |                  |
| IHW                          | 33279    | Poly-America GP, LLC                      | 20242        | DALLAS    | 11/19/2007 | 1,000.00         | 200.00            | 800.00           | 0.00              | 0.00             |                  |
| IHW                          | 33085    | PSC Recovery Systems, Inc.                | TXD102599339 | DALLAS    | 11/19/2007 | 1,020.00         | 204.00            | 816.00           | 0.00              | 0.00             |                  |
| IHW                          | 33300    | TAYLORCRAFT AVIATION LLC                  | TXD066429028 | CAMERON   | 05/18/2008 | 8,400.00         | 0.00              | 8,400.00         | 0.00              | 0.00             |                  |
| IHW                          | 34952    | The Dow Chemical Company                  | 30106        | BRAZORIA  | 08/15/2008 | 51,600.00        | 10,320.00         | 20,640.00        | 20,640.00         | 20,640.00        |                  |
| IHW                          | 34691    | THOMAS M THORP DBA THORPS LAUNDRY         | 64134        | SUTTON    | 06/19/2008 | 5,450.00         | 1,090.00          | 4,360.00         | 0.00              | 0.00             |                  |
| IHW                          | 31402    | W. Silver, Inc.                           | 20498        | EL PASO   | 03/08/2008 | 3,696.00         | 739.00            | 2,957.00         | 0.00              | 0.00             |                  |
| <b>IHW Orders Issued: 18</b> |          |   |              |           |            | <b>Total:</b>    | <b>455,169.00</b> | <b>44,755.00</b> | <b>311,970.00</b> | <b>98,444.00</b> | <b>98,444.00</b> |

## Appendix 9: List of Administrative Orders Issued FY2008

### Singles Program

Date Range Selected : 09/01/2007 - 08/31/2008

| PGM | Case No. | Respondent Name   | TCEQ ID      | County      | Order Date | Penalty Assessed | Penalty Deferred | Payable Amount | SEP Cost  | SEP Offset |
|-----|----------|---|--------------|-------------|------------|------------------|------------------|----------------|-----------|------------|
| MSW | 33303    | ALVAREZ, ARMANDO  | 455150114    | CAMERON     | 05/18/2008 | 2,625.00         | 0.00             | 2,625.00       | 0.00      | 0.00       |
| MSW | 34729    | Arbor Care, Inc.  | 100128       | HARRIS      | 04/28/2008 | 4,415.00         | 883.00           | 3,532.00       | 0.00      | 0.00       |
| MSW | 32510    | Bastrop County  | C80893       | BASTROP     | 10/25/2007 | 10,250.00        | 2,050.00         | 8,200.00       | 0.00      | 0.00       |
| MSW | 30699    | BEALE, EDDIE  |              | NACOGDOCHES | 02/18/2008 | 6,300.00         | 0.00             | 6,300.00       | 0.00      | 0.00       |
| MSW | 25608    | BURKHARDT, DONALD   | 100033       | HARRIS      | 11/09/2007 | 6,774.00         | 0.00             | 6,774.00       | 0.00      | 0.00       |
| MSW | 24703    | Capitol City Disposal, Inc.                               |              | TRAVIS      | 06/05/2008 | 8,700.00         | 0.00             | 8,700.00       | 0.00      | 0.00       |
| MSW | 34943    | CCAA, L.L.C.  |              | BRAZOS      | 06/05/2008 | 1,387.00         | 277.00           | 1,110.00       | 0.00      | 0.00       |
| MSW | 33900    | CCRS - Consolidated Construction Recycling Services, Ltd. | 100075       | DALLAS      | 06/19/2008 | 2,000.00         | 400.00           | 1,600.00       | 0.00      | 0.00       |
| MSW | 33719    | CHOATE, ROBERT  | 26972        | JEFFERSON   | 04/14/2008 | 5,250.00         | 1,050.00         | 4,200.00       | 0.00      | 0.00       |
| MSW | 34339    | City of Archer City                                       | 40008        | ARCHER      | 04/03/2008 | 1,100.00         | 220.00           | 880.00         | 0.00      | 0.00       |
| MSW | 29332    | City of Crockett  | 40114        | HOUSTON     | 11/19/2007 | 3,350.00         | 670.00           | 0.00           | 2,680.00  | 2,680.00   |
| MSW | 33499    | City of Edcouch   | 455150156    | HIDALGO     | 01/12/2008 | 750.00           | 150.00           | 600.00         | 0.00      | 0.00       |
| MSW | 32858    | CITY OF EL PASO   | 729A         | EL PASO     | 01/12/2008 | 23,100.00        | 4,620.00         | 0.00           | 18,480.00 | 18,480.00  |
| MSW | 34956    | City Of Eldorado  | 2264         | SCHLEICHER  | 06/05/2008 | 4,810.00         | 962.00           | 3,848.00       | 0.00      | 0.00       |
| MSW | 34796    | City Of Mason   | 195          | MASON       | 06/19/2008 | 11,550.00        | 2,310.00         | 0.00           | 9,240.00  | 9,240.00   |
| MSW | 29592    | City Of San Angelo  | 79           | TOM GREEN   | 04/28/2008 | 1,380.00         | 0.00             | 1,380.00       | 0.00      | 0.00       |
| MSW | 12691    | City of Waco  | 948A         | MCLENNAN    | 02/08/2008 | 18,750.00        | 0.00             | 0.00           | 18,750.00 | 18,750.00  |
| MSW | 34894    | City of Wichita Falls                                     | 1428A        | WICHITA     | 07/21/2008 | 15,100.00        | 3,020.00         | 12,080.00      | 0.00      | 0.00       |
| MSW | 34215    | CLAUBAUGH, STEVE  |              | MIDLAND     | 02/25/2008 | 4,000.00         | 800.00           | 3,200.00       | 0.00      | 0.00       |
| MSW | 35238    | COLLINS, ROGER  |              | FALLS       | 08/15/2008 | 920.00           | 184.00           | 736.00         | 0.00      | 0.00       |
| MSW | 35263    | CONNER, HERSEL W  |              | BOSQUE      | 07/03/2008 | 1,070.00         | 214.00           | 856.00         | 0.00      | 0.00       |
| MSW | 34349    | Custom Crushed Stone, Inc.                                |              | BEXAR       | 02/08/2008 | 10,000.00        | 2,000.00         | 8,000.00       | 0.00      | 0.00       |
| MSW | 32113    | D&KW Family, L.P. *                                       | 455040170    | TARRANT     | 09/21/2007 | 2,000.00         | 400.00           | 1,600.00       | 0.00      | 0.00       |
| MSW | 31939    | David D. Smith Construction, Inc.                         |              | CORYELL     | 08/15/2008 | 18,525.00        | 0.00             | 18,525.00      | 0.00      | 0.00       |
| MSW | 25911    | DENTLER, HUGH DOUG *                                      | COT009       | NUECES      | 07/09/2008 | 17,500.00        | 0.00             | 17,500.00      | 0.00      | 0.00       |
| MSW | 33083    | Dial Lubricants, Inc.                                     | A85485       | DALLAS      | 10/04/2007 | 900.00           | 180.00           | 720.00         | 0.00      | 0.00       |
| MSW | 31940    | DONALDSON, LORRAINE                                       |              | BELL        | 08/15/2008 | 19,760.00        | 0.00             | 19,760.00      | 0.00      | 0.00       |
| MSW | 32739    | DUGAS, KEVIN  |              | JEFFERSON   | 10/04/2007 | 7,500.00         | 1,500.00         | 6,000.00       | 0.00      | 0.00       |
| MSW | 26948    | Duval County  | 1481         | DUVAL       | 10/25/2007 | 9,095.00         | 0.00             | 0.00           | 9,095.00  | 9,095.00   |
| MSW | 32634    | El Paso Press/Box, Inc.                                   |              | EL PASO     | 10/25/2007 | 7,500.00         | 1,500.00         | 6,000.00       | 0.00      | 0.00       |
| MSW | 33229    | Environmental Recycle Inc.                                | 100115       | COLLIN      | 04/03/2008 | 3,640.00         | 0.00             | 3,640.00       | 0.00      | 0.00       |
| MSW | 33077    | Fiesta Nursery Co., Inc.                                  |              | BEXAR       | 10/04/2007 | 22,800.00        | 0.00             | 22,800.00      | 0.00      | 0.00       |
| MSW | 34532    | Fort Bend Regional Landfill, LP                           | 2270         | FORT BEND   | 05/22/2008 | 15,500.00        | 3,100.00         | 12,400.00      | 0.00      | 0.00       |
| MSW | 33476    | GALLISON, MARTHA  | 6027052      | HARRIS      | 03/08/2008 | 5,940.00         | 1,188.00         | 4,752.00       | 0.00      | 0.00       |
| MSW | 28006    | Garcia, Jamie - Alameda Bldg.                             | UNA455140027 | CAMERON     | 05/22/2008 | 3,000.00         | 0.00             | 3,000.00       | 0.00      | 0.00       |
| MSW | 34733    | GRIFFITH, DAVID   |              | NACOGDOCHES | 03/08/2008 | 500.00           | 100.00           | 400.00         | 0.00      | 0.00       |

\*There are Multiple Respondent Names associated to this Case No.

## Appendix 9: List of Administrative Orders Issued FY2008

### Singles Program

Date Range Selected : 09/01/2007 - 08/31/2008

| PGM                          | Case No. | Respondent Name                      | TCEQ ID      | County        | Order Date | Penalty Assessed | Penalty Deferred  | Payable Amount   | SEP Cost          | SEP Offset        |                   |
|------------------------------|----------|--------------------------------------|--------------|---------------|------------|------------------|-------------------|------------------|-------------------|-------------------|-------------------|
| MSW                          | 34856    | Hardin County                        | 455100057    | HARDIN        | 08/15/2008 | 6,060.00         | 1,212.00          | 0.00             | 4,848.00          | 4,848.00          |                   |
| MSW                          | 33084    | Harrison County                      | 307          | HARRISON      | 04/03/2008 | 8,800.00         | 0.00              | 0.00             | 8,800.00          | 8,800.00          |                   |
| MSW                          | 30646    | Hartley County                       | 787          | HARTLEY       | 02/08/2008 | 14,280.00        | 2,856.00          | 0.00             | 11,424.00         | 11,424.00         |                   |
| MSW                          | 25832    | HODGES, CHARLES D                    | 455040157    | TARRANT       | 03/28/2008 | 30,000.00        | 0.00              | 30,000.00        | 0.00              | 0.00              |                   |
| MSW                          | 34644    | James & Vickie Enterprises, Inc.     | 455100052    | HARDIN        | 03/08/2008 | 2,156.00         | 431.00            | 1,725.00         | 0.00              | 0.00              |                   |
| MSW                          | 31841    | JTB Recycling Facility, Inc.         | 40164        | JEFFERSON     | 10/04/2007 | 3,255.00         | 651.00            | 2,604.00         | 0.00              | 0.00              |                   |
| MSW                          | 33552    | K & M Broussard Co.                  |              | JEFFERSON     | 02/08/2008 | 262.00           | 52.00             | 210.00           | 0.00              | 0.00              |                   |
| MSW                          | 32440    | Los Betos Caliche Pit, L.L.C.        | 455150152    | HIDALGO       | 10/25/2007 | 1,000.00         | 200.00            | 800.00           | 0.00              | 0.00              |                   |
| MSW                          | 33339    | LYNCH, JAMES                         |              | HUDSPETH      | 10/25/2007 | 1,050.00         | 210.00            | 840.00           | 0.00              | 0.00              |                   |
| MSW                          | 33720    | Manshack & Sons, Inc.                |              | ORANGE        | 04/14/2008 | 2,540.00         | 508.00            | 2,032.00         | 0.00              | 0.00              |                   |
| MSW                          | 16184    | MARISCAL, MARCOS                     | 455150025    | HIDALGO       | 02/18/2008 | 10,500.00        | 0.00              | 10,500.00        | 0.00              | 0.00              |                   |
| MSW                          | 32800    | MERCADO, PHILLIP                     | 455150153    | HIDALGO       | 04/03/2008 | 22,500.00        | 0.00              | 22,500.00        | 0.00              | 0.00              |                   |
| MSW                          | 31442    | Michael Daniel DBA Mikes Tire        | WA0014       | LEON          | 02/18/2008 | 5,250.00         | 0.00              | 5,250.00         | 0.00              | 0.00              |                   |
| MSW                          | 5947     | NICHOLS, R C                         | 455100029    | SAN JACINTO   | 01/12/2008 | 6,650.00         | 0.00              | 6,650.00         | 0.00              | 0.00              |                   |
| MSW                          | 34227    | PANAGOPOULOS, JOE E                  |              | BEXAR         | 02/25/2008 | 1,000.00         | 200.00            | 800.00           | 0.00              | 0.00              |                   |
| MSW                          | 32825    | Polk County                          | 1384A        | POLK          | 07/03/2008 | 7,500.00         | 1,500.00          | 0.00             | 6,000.00          | 6,000.00          |                   |
| MSW                          | 23124    | Positive Impact Waste Solutions, LLC | 50070        | ECTOR         | 01/12/2008 | 14,100.00        | 0.00              | 14,100.00        | 0.00              | 0.00              |                   |
| MSW                          | 33899    | Pulte Homes of Texas, L.P.           | 455040178    | DENTON        | 02/18/2008 | 1,500.00         | 300.00            | 1,200.00         | 0.00              | 0.00              |                   |
| MSW                          | 34148    | R. C. Smith Companies, Ltd.          | 25520        | MONTGOMERY    | 01/28/2008 | 2,250.00         | 450.00            | 1,800.00         | 0.00              | 0.00              |                   |
| MSW                          | 31794    | Rod Packard DBA Packard Tire Service | 25032        | NUECES        | 09/21/2007 | 2,400.00         | 480.00            | 1,920.00         | 0.00              | 0.00              |                   |
| MSW                          | 33646    | Seven Sanders Companies, Inc.        | 100120       | LUBBOCK       | 01/28/2008 | 5,690.00         | 1,138.00          | 4,552.00         | 0.00              | 0.00              |                   |
| MSW                          | 32427    | Southwest Tire Disposal, LLC         | 6200001      | ECTOR         | 10/04/2007 | 2,500.00         | 500.00            | 2,000.00         | 0.00              | 0.00              |                   |
| MSW                          | 31443    | Starr County                         | 1762         | STARR         | 06/05/2008 | 22,960.00        | 0.00              | 0.00             | 22,960.00         | 22,960.00         |                   |
| MSW                          | 27427    | Stericycle, Inc.                     | 2222         | MONTGOMERY    | 04/03/2008 | 8,400.00         | 1,680.00          | 3,360.00         | 3,360.00          | 3,360.00          |                   |
| MSW                          | 32450    | STOVALL, GREG EDWARD                 |              | BEXAR         | 09/21/2007 | 2,000.00         | 400.00            | 1,600.00         | 0.00              | 0.00              |                   |
| MSW                          | 33999    | Texas Department of Transportation   |              | SAN JACINTO   | 02/18/2008 | 1,875.00         | 375.00            | 0.00             | 1,500.00          | 1,500.00          |                   |
| MSW                          | 32890    | The JHM & KPM Company LLC            | 455040177    | TARRANT       | 11/09/2007 | 1,020.00         | 204.00            | 816.00           | 0.00              | 0.00              |                   |
| MSW                          | 24883    | Tyson Alther                         | 455100041    | JEFFERSON     | 10/04/2007 | 6,300.00         | 0.00              | 6,300.00         | 0.00              | 0.00              |                   |
| MSW                          | 32329    | VAUGHN, ANTHONY                      |              | LUBBOCK       | 02/25/2008 | 1,070.00         | 214.00            | 856.00           | 0.00              | 0.00              |                   |
| MSW                          | 33504    | WALL, ROGER                          |              | SAN AUGUSTINE | 02/25/2008 | 5,250.00         | 1,050.00          | 4,200.00         | 0.00              | 0.00              |                   |
| MSW                          | 33472    | WASHINGTON, ALVIN                    |              | TRAVIS        | 12/20/2007 | 1,050.00         | 210.00            | 840.00           | 0.00              | 0.00              |                   |
| MSW                          | 32002    | Wilke Tire Service, Inc.             | 5533         | NUECES        | 06/19/2008 | 5,250.00         | 0.00              | 5,250.00         | 0.00              | 0.00              |                   |
| MSW                          | 34382    | WILLIAMS, STEVE                      | UNA455140037 | VICTORIA      | 03/08/2008 | 8,500.00         | 1,700.00          | 6,800.00         | 0.00              | 0.00              |                   |
| <b>MSW Orders Issued: 69</b> |          |                                      |              |               |            | <b>Total:</b>    | <b>492,659.00</b> | <b>44,299.00</b> | <b>331,223.00</b> | <b>117,137.00</b> | <b>117,137.00</b> |

## Appendix 9: List of Administrative Orders Issued FY2008

### Singles Program

Date Range Selected : 09/01/2007 - 08/31/2008

| PGM | Case No. | Respondent Name            | TCEQ ID   | County       | Order Date | Penalty Assessed | Penalty Deferred | Payable Amount | SEP Cost | SEP Offset |
|-----|----------|----------------------------|-----------|--------------|------------|------------------|------------------|----------------|----------|------------|
| OL  | 31240    | AGUILAR, FELIX             |           | HARRIS       | 12/20/2007 | 562.00           | 0.00             | 562.00         | 0.00     | 0.00       |
| OL  | 33068    | ALDRUP, WILLIAM M          | BP0001346 | BEXAR        | 07/23/2008 | 7,500.00         | 0.00             | 7,500.00       | 0.00     | 0.00       |
| OL  | 35337    | ALLEN, RAYMOND             |           | RANDALL      | 08/29/2008 | 210.00           | 0.00             | 210.00         | 0.00     | 0.00       |
| OL  | 33162    | AMEZQUITA, NICOLAS         |           | HARRIS       | 02/18/2008 | 656.00           | 0.00             | 656.00         | 0.00     | 0.00       |
| OL  | 32873    | BROWN, TERRY               |           | TARRANT      | 03/28/2008 | 250.00           | 0.00             | 250.00         | 0.00     | 0.00       |
| OL  | 32763    | BURSE, STANLEY             |           | WILLIAMSON   | 09/21/2007 | 625.00           | 125.00           | 500.00         | 0.00     | 0.00       |
| OL  | 33020    | CARTWRIGHT, SERENA         |           | HAYS         | 10/04/2007 | 262.00           | 52.00            | 210.00         | 0.00     | 0.00       |
| OL  | 34608    | CHAMBERS, CLIFF J          |           | HARDIN       | 01/28/2008 | 175.00           | 0.00             | 175.00         | 0.00     | 0.00       |
| OL  | 27174    | CRAWFORD, RICKY D          |           | MCCULLOCH    | 11/19/2007 | 2,000.00         | 0.00             | 2,000.00       | 0.00     | 0.00       |
| OL  | 31375    | CRUZ, ALEX L               |           | BEXAR        | 02/01/2008 | 625.00           | 0.00             | 625.00         | 0.00     | 0.00       |
| OL  | 34596    | DELUNA, FRANCISCO          |           | BRAZOS       | 07/03/2008 | 262.00           | 52.00            | 210.00         | 0.00     | 0.00       |
| OL  | 33293    | FARBER, TODD               |           | FORT BEND    | 01/28/2008 | 262.00           | 52.00            | 210.00         | 0.00     | 0.00       |
| OL  | 34217    | FEY, STEPHEN P             |           | KENDALL      | 01/28/2008 | 500.00           | 100.00           | 400.00         | 0.00     | 0.00       |
| OL  | 34731    | FOUST, DORNAL L            | LI0009016 | TARRANT      | 08/29/2008 | 131.00           | 26.00            | 105.00         | 0.00     | 0.00       |
| OL  | 33784    | GONZALEZ, ISRAEL R         |           | MONTGOMERY   | 05/04/2008 | 625.00           | 0.00             | 625.00         | 0.00     | 0.00       |
| OL  | 32760    | GREEN, JOHN WAYNE          |           | SMITH        | 10/25/2007 | 625.00           | 125.00           | 500.00         | 0.00     | 0.00       |
| OL  | 34422    | HEATHCOTT, DENNY           |           | RUNNELS      | 12/20/2007 | 210.00           | 0.00             | 210.00         | 0.00     | 0.00       |
| OL  | 33104    | HICKS, CORBY               | LI0014828 | TRAVIS       | 08/10/2008 | 2,250.00         | 0.00             | 2,250.00       | 0.00     | 0.00       |
| OL  | 28551    | HOLMES, DENNIS A           | CI0002180 | TYLER        | 12/20/2007 | 313.00           | 0.00             | 313.00         | 0.00     | 0.00       |
| OL  | 34778    | HUBBARD, MARSHALL          |           | CROCKETT     | 02/18/2008 | 210.00           | 0.00             | 210.00         | 0.00     | 0.00       |
| OL  | 32430    | HUMELSINE, GARY LEE        |           | TARRANT      | 03/09/2008 | 250.00           | 0.00             | 250.00         | 0.00     | 0.00       |
| OL  | 33197    | HUNT, ROCKY                |           | HARRIS       | 03/09/2008 | 250.00           | 0.00             | 250.00         | 0.00     | 0.00       |
| OL  | 31239    | KLEIN, GLENN               |           | HARRIS       | 02/01/2008 | 625.00           | 0.00             | 625.00         | 0.00     | 0.00       |
| OL  | 32892    | KYPUROS, JAIME R JR        | LI0006550 | MAVERICK     | 11/09/2007 | 188.00           | 37.00            | 151.00         | 0.00     | 0.00       |
| OL  | 34514    | LEWIS, GREGORY ALAN        |           | JACK         | 04/14/2008 | 875.00           | 175.00           | 700.00         | 0.00     | 0.00       |
| OL  | 31500    | LOVE, KEVIN G              | LI0009112 | HENDERSON    | 04/23/2008 | 250.00           | 0.00             | 250.00         | 0.00     | 0.00       |
| OL  | 33202    | LOVETT, DAVID GAYLE        | LI0008641 | RANDALL      | 06/25/2008 | 1,575.00         | 0.00             | 1,575.00       | 0.00     | 0.00       |
| OL  | 34932    | LUGO, SAMMY RENE           |           | NUECES       | 05/22/2008 | 262.00           | 52.00            | 210.00         | 0.00     | 0.00       |
| OL  | 34431    | Manicured Landscapes, Inc. |           | HARRIS       | 07/23/2008 | 263.00           | 0.00             | 263.00         | 0.00     | 0.00       |
| OL  | 34219    | MARTIN, KEITH BOYD         |           | POLK         | 02/18/2008 | 262.00           | 52.00            | 210.00         | 0.00     | 0.00       |
| OL  | 34767    | MARTINEZ, JESUS            |           | TRAVIS       | 04/28/2008 | 625.00           | 125.00           | 500.00         | 0.00     | 0.00       |
| OL  | 27379    | MEYER, JARROD L            |           | SMITH        | 08/29/2008 | 625.00           | 0.00             | 625.00         | 0.00     | 0.00       |
| OL  | 32152    | MEYER, JARROD L            | LI0014359 | SMITH        | 02/18/2008 | 625.00           | 125.00           | 500.00         | 0.00     | 0.00       |
| OL  | 32642    | MITCHELL, JOHN E JR        |           | HARRIS       | 12/20/2007 | 250.00           | 50.00            | 200.00         | 0.00     | 0.00       |
| OL  | 34780    | MORENO, ROSENDO            | WW0025193 | SAN PATRICIO | 02/18/2008 | 210.00           | 0.00             | 210.00         | 0.00     | 0.00       |
| OL  | 28874    | MOUTON, MARK A             |           | ORANGE       | 01/28/2008 | 960.00           | 0.00             | 960.00         | 0.00     | 0.00       |
| OL  | 29915    | NIKAH, NICK                | LI0002932 | DALLAS       | 03/27/2008 | 2,500.00         | 0.00             | 2,500.00       | 0.00     | 0.00       |



## Appendix 9: List of Administrative Orders Issued FY2008

### Singles Program

Date Range Selected : 09/01/2007 - 08/31/2008

| PGM                         | Case No. | Respondent Name           | TCEQ ID   | County     | Order Date | Penalty Assessed | Penalty Deferred | Payable Amount   | SEP Cost    | SEP Offset  |
|-----------------------------|----------|---------------------------|-----------|------------|------------|------------------|------------------|------------------|-------------|-------------|
| OL                          | 32773    | PETERS, TIM               |           | HARRIS     | 10/04/2007 | 625.00           | 125.00           | 500.00           | 0.00        | 0.00        |
| OL                          | 33003    | PETRIK, LOUIS C JR        | LI0015215 | TRAVIS     | 11/19/2007 | 1,125.00         | 225.00           | 900.00           | 0.00        | 0.00        |
| OL                          | 33234    | POST, JAMES E             |           | ARANSAS    | 11/09/2007 | 250.00           | 50.00            | 200.00           | 0.00        | 0.00        |
| OL                          | 33105    | RAMOS, ALBERTO JR         | LI0008677 | HIDALGO    | 02/18/2008 | 866.00           | 173.00           | 693.00           | 0.00        | 0.00        |
| OL                          | 33228    | RODRIGUEZ, YUBANY A       |           | DALLAS     | 07/23/2008 | 262.00           | 0.00             | 262.00           | 0.00        | 0.00        |
| OL                          | 32645    | SIEGEL, BRUCE COLEMAN     |           | WOOD       | 03/08/2008 | 250.00           | 0.00             | 250.00           | 0.00        | 0.00        |
| OL                          | 31511    | SMITH, LARRY              |           | COOKE      | 03/28/2008 | 250.00           | 0.00             | 250.00           | 0.00        | 0.00        |
| OL                          | 35111    | SOMMERFELD, DALE D        |           | TARRANT    | 06/19/2008 | 250.00           | 50.00            | 200.00           | 0.00        | 0.00        |
| OL                          | 33201    | SOTELO, JOE               | BP0006697 | HIDALGO    | 11/09/2007 | 475.00           | 95.00            | 380.00           | 0.00        | 0.00        |
| OL                          | 30328    | SQUIRES, MARK K           | BP0007811 | HARRIS     | 04/23/2008 | 263.00           | 0.00             | 263.00           | 0.00        | 0.00        |
| OL                          | 31433    | STANDLEY, STUART          |           | MONTGOMERY | 11/09/2007 | 625.00           | 0.00             | 625.00           | 0.00        | 0.00        |
| OL                          | 23544    | STRICKER, BRAD            |           | MEDINA     | 10/24/2007 | 1,750.00         | 0.00             | 1,750.00         | 0.00        | 0.00        |
| OL                          | 33447    | SWADLEY, DOREEN A         | LI0012945 | BELL       | 03/08/2008 | 551.00           | 0.00             | 551.00           | 0.00        | 0.00        |
| OL                          | 20905    | TOWNLEY, TIMOTHY ALLEN    | OS0015434 | ORANGE     | 11/19/2007 | 525.00           | 0.00             | 525.00           | 0.00        | 0.00        |
| OL                          | 34129    | TREJO, ALONSO             |           | EL PASO    | 07/23/2008 | 875.00           | 0.00             | 875.00           | 0.00        | 0.00        |
| OL                          | 33135    | TURNER, DUSTY L           | LI0008735 | COOKE      | 06/25/2008 | 750.00           | 0.00             | 750.00           | 0.00        | 0.00        |
| OL                          | 32762    | VILLARREAL, ADRIAN LIONEL |           | BRAZORIA   | 02/18/2008 | 625.00           | 0.00             | 625.00           | 0.00        | 0.00        |
| OL                          | 31840    | WACHTENDORF, BRENDAN L    | LI0008362 | MCLENNAN   | 02/18/2008 | 250.00           | 0.00             | 250.00           | 0.00        | 0.00        |
| OL                          | 33524    | WEAVER, JASON E           | LI0007939 | HARRIS     | 12/20/2007 | 401.00           | 80.00            | 321.00           | 0.00        | 0.00        |
| OL                          | 34685    | WEAVER, ROBERT L          | WW0021449 | NAVARRO    | 06/19/2008 | 2,250.00         | 450.00           | 1,800.00         | 0.00        | 0.00        |
| OL                          | 32929    | WEST, JIMMY L             |           | WILSON     | 10/04/2007 | 625.00           | 125.00           | 500.00           | 0.00        | 0.00        |
| OL                          | 33281    | WETZEL, PHILIP            |           | ROCKWALL   | 10/04/2007 | 237.00           | 47.00            | 190.00           | 0.00        | 0.00        |
| <b>OL Orders Issued: 59</b> |          |                           |           |            | Total:     | <b>42,928.00</b> | <b>2,568.00</b>  | <b>40,360.00</b> | <b>0.00</b> | <b>0.00</b> |

## Appendix 9: List of Administrative Orders Issued FY2008

### Singles Program

Date Range Selected : 09/01/2007 - 08/31/2008

| PGM | Case No. | Respondent Name                        | TCEQ ID | County    | Order Date | Penalty Assessed | Penalty Deferred | Payable Amount | SEP Cost | SEP Offset |
|-----|----------|--|---------|-----------|------------|------------------|------------------|----------------|----------|------------|
| PST | 31763    | 16303 FOOD STORE ASSOCIATES, INC.      | 39756   | FORT BEND | 08/29/2008 | 1,750.00         | 0.00             | 1,750.00       | 0.00     | 0.00       |
| PST | 27199    | 4A Investments, LTD.                   | 76624   | TARRANT   | 09/21/2007 | 20,250.00        | 0.00             | 20,250.00      | 0.00     | 0.00       |
| PST | 34490    | A & D Auto Pit Stop Ltd                | 29563   | WEBB      | 12/20/2007 | 1,750.00         | 0.00             | 1,750.00       | 0.00     | 0.00       |
| PST | 34400    | A R H Enterprises, Inc.                | 66942   | DALLAS    | 03/08/2008 | 8,300.00         | 1,660.00         | 6,640.00       | 0.00     | 0.00       |
| PST | 32438    | AHMAD, NASEER                          | 27472   | ORANGE    | 07/09/2008 | 4,110.00         | 0.00             | 4,110.00       | 0.00     | 0.00       |
| PST | 31624    | Airtex Investments, Inc.               | 72618   | HARRIS    | 02/08/2008 | 6,450.00         | 0.00             | 6,450.00       | 0.00     | 0.00       |
| PST | 32137    | AKHTAR, MOHAMMED SAEED                 | 4196    | BEXAR     | 09/21/2007 | 8,400.00         | 1,680.00         | 6,720.00       | 0.00     | 0.00       |
| PST | 17357    | Al-Azim Corporation                    |         | HARRIS    | 10/25/2007 | 5,250.00         | 0.00             | 5,250.00       | 0.00     | 0.00       |
| PST | 21682    | Ali Bukhari and Sue Bukhari            | 32800   | HARRIS    | 02/18/2008 | 1,090.00         | 0.00             | 1,090.00       | 0.00     | 0.00       |
| PST | 35139    | Ali Gullu Corporation                  | 8815    | TARRANT   | 08/15/2008 | 2,310.00         | 462.00           | 1,848.00       | 0.00     | 0.00       |
| PST | 32116    | ALI, ZULFIQAR                          | 39740   | HARRIS    | 02/08/2008 | 4,340.00         | 868.00           | 3,472.00       | 0.00     | 0.00       |
| PST | 26445    | Ali's Grocery, Inc.                    | 69782   | BRAZORIA  | 02/18/2008 | 1,940.00         | 0.00             | 1,940.00       | 0.00     | 0.00       |
| PST | 26723    | AMIN, JOGESH                           | 69861   | DALLAS    | 02/18/2008 | 9,350.00         | 0.00             | 9,350.00       | 0.00     | 0.00       |
| PST | 31631    | Amir Ali Momin                         | 39742   | HARRIS    | 02/25/2008 | 18,800.00        | 0.00             | 18,800.00      | 0.00     | 0.00       |
| PST | 14789    | Ammar Food, Inc.                       | 30828   | BEXAR     | 02/08/2008 | 31,500.00        | 0.00             | 31,500.00      | 0.00     | 0.00       |
| PST | 34979    | Amy Investments, Inc.                  | 40080   | JEFFERSON | 06/19/2008 | 1,940.00         | 388.00           | 1,552.00       | 0.00     | 0.00       |
| PST | 34313    | Anarkali Enterprises, Inc.             | 64497   | TARRANT   | 04/03/2008 | 7,200.00         | 1,440.00         | 5,760.00       | 0.00     | 0.00       |
| PST | 33080    | Anguiano, Severiano M.                 | 61095   | KIMBLE    | 01/28/2008 | 5,500.00         | 4,300.00         | 1,200.00       | 0.00     | 0.00       |
| PST | 33423    | Angus Mims                             | 64348   | RUSK      | 02/18/2008 | 5,250.00         | 0.00             | 5,250.00       | 0.00     | 0.00       |
| PST | 34752    | ANJUM INVESTMENTS L.P.                 | 15481   | DENTON    | 06/19/2008 | 11,600.00        | 2,320.00         | 9,280.00       | 0.00     | 0.00       |
| PST | 34972    | Annona Manufacturing Company           | 3028    | RED RIVER | 02/18/2008 | 5,075.00         | 0.00             | 5,075.00       | 0.00     | 0.00       |
| PST | 27393    | Antonio Vera and Roman Vera            | 76038   | HIDALGO   | 01/28/2008 | 1,050.00         | 0.00             | 1,050.00       | 0.00     | 0.00       |
| PST | 26652    | Anusha, Inc.                           | 17924   | HARRIS    | 08/10/2008 | 2,140.00         | 0.00             | 2,140.00       | 0.00     | 0.00       |
| PST | 34354    | Arash The Archer Corporation           | 43968   | GALVESTON | 04/14/2008 | 4,600.00         | 0.00             | 4,600.00       | 0.00     | 0.00       |
| PST | 35308    | Ardhana Texas, Inc.                    | 47803   | TARRANT   | 08/29/2008 | 3,500.00         | 0.00             | 3,500.00       | 0.00     | 0.00       |
| PST | 33468    | ARIF, MOHAMMAD                         | 7646    | ORANGE    | 06/11/2008 | 4,690.00         | 0.00             | 4,690.00       | 0.00     | 0.00       |
| PST | 31606    | ARMENDARIZ, JAVIER B                   | 43280   | ECTOR     | 09/21/2007 | 5,000.00         | 3,800.00         | 1,200.00       | 0.00     | 0.00       |
| PST | 29039    | ARSHAD, MOHAMMAD MAJEED                | 47549   | HILL      | 02/18/2008 | 11,322.00        | 0.00             | 11,322.00      | 0.00     | 0.00       |
| PST | 33463    | Ashish Food, Inc.                      | 65643   | HARRIS    | 12/20/2007 | 5,200.00         | 1,040.00         | 4,160.00       | 0.00     | 0.00       |
| PST | 35325    | Ashmal, Inc.                           | 11315   | TRAVIS    | 08/15/2008 | 4,375.00         | 875.00           | 3,500.00       | 0.00     | 0.00       |
| PST | 33740    | ATC Leasing Company LLC                | 4170    | DENTON    | 01/28/2008 | 11,250.00        | 2,250.00         | 9,000.00       | 0.00     | 0.00       |
| PST | 18455    | AZMAN INCORPORATED DBA SHOPPERS MART 1 | 25209   | HARRIS    | 11/19/2007 | 3,930.00         | 0.00             | 3,930.00       | 0.00     | 0.00       |
| PST | 33465    | B & Z LLC                              | 64958   | JEFFERSON | 11/19/2007 | 1,020.00         | 204.00           | 816.00         | 0.00     | 0.00       |
| PST | 34862    | BALLAS, VICTOR                         | 56837   | DALLAS    | 07/21/2008 | 8,925.00         | 1,785.00         | 7,140.00       | 0.00     | 0.00       |
| PST | 34882    | BASHEER, M                             | 26658   | GALVESTON | 05/22/2008 | 7,850.00         | 1,570.00         | 6,280.00       | 0.00     | 0.00       |

## Appendix 9: List of Administrative Orders Issued FY2008

### Singles Program

Date Range Selected : 09/01/2007 - 08/31/2008

| PGM | Case No. | Respondent Name                     | TCEQ ID | County      | Order Date | Penalty Assessed | Penalty Deferred | Payable Amount | SEP Cost | SEP Offset |
|-----|----------|-------------------------------------|---------|-------------|------------|------------------|------------------|----------------|----------|------------|
| PST | 9432     | BASN CORPORATION                    | 42957   | TARRANT     | 01/28/2008 | 3,750.00         | 0.00             | 3,750.00       | 0.00     | 0.00       |
| PST | 34421    | BAYLOR UNIVERSITY                   | 8720    | MCLENNAN    | 11/19/2007 | 875.00           | 0.00             | 875.00         | 0.00     | 0.00       |
| PST | 31267    | BELL, WILLIAM CARL                  | 65654   | KAUFMAN     | 07/23/2008 | 22,050.00        | 0.00             | 22,050.00      | 0.00     | 0.00       |
| PST | 34714    | BELLO, MARINA                       | 36575   | BEXAR       | 04/28/2008 | 5,000.00         | 1,000.00         | 2,000.00       | 2,000.00 | 2,000.00   |
| PST | 31567    | Best Texan, Inc.                    | 27470   | HARDIN      | 10/25/2007 | 5,850.00         | 1,170.00         | 4,680.00       | 0.00     | 0.00       |
| PST | 26768    | Birdsong Fuel & Services, L.L.C.    | 49072   |             | 11/14/2007 | 2,800.00         | 0.00             | 2,800.00       | 0.00     | 0.00       |
| PST | 35000    | BK Services Inc.                    | 5511    | FORT BEND   | 07/03/2008 | 2,675.00         | 535.00           | 2,140.00       | 0.00     | 0.00       |
| PST | 35083    | Brazoria County                     | 23959   | BRAZORIA    | 04/03/2008 | 875.00           | 0.00             | 875.00         | 0.00     | 0.00       |
| PST | 33467    | Brazos Valley Petroleum Corporation | 57663   | ORANGE      | 02/25/2008 | 1,000.00         | 0.00             | 1,000.00       | 0.00     | 0.00       |
| PST | 34738    | Broadway Grocery, Inc.              | 39479   | BEXAR       | 06/05/2008 | 5,100.00         | 1,020.00         | 4,080.00       | 0.00     | 0.00       |
| PST | 33086    | Brooks Special Company              | 30767   | CAMERON     | 03/09/2008 | 12,100.00        | 0.00             | 12,100.00      | 0.00     | 0.00       |
| PST | 34410    | BROWN, TROY                         | 2962    | UPSHUR      | 05/18/2008 | 8,925.00         | 0.00             | 8,925.00       | 0.00     | 0.00       |
| PST | 35076    | C & L Services, LP                  | 48159   | JOHNSON     | 04/03/2008 | 875.00           | 0.00             | 875.00         | 0.00     | 0.00       |
| PST | 35113    | C W & A, Inc.                       | 9942    | VICTORIA    | 08/15/2008 | 4,800.00         | 960.00           | 3,840.00       | 0.00     | 0.00       |
| PST | 31261    | C.B. Express, Inc.                  | 39062   | DENTON      | 08/07/2008 | 2,695.00         | 0.00             | 2,695.00       | 0.00     | 0.00       |
| PST | 33553    | Cantu-Alaniz-Martinez, Inc.         | 1907    | JIM WELLS   | 02/18/2008 | 9,000.00         | 1,800.00         | 7,200.00       | 0.00     | 0.00       |
| PST | 31506    | CARDINAL TOWING COMPANY, INC.       | 12188   | TARRANT     | 10/25/2007 | 2,300.00         | 0.00             | 2,300.00       | 0.00     | 0.00       |
| PST | 33182    | CARNES, JAMES                       |         | ANGELINA    | 02/18/2008 | 3,675.00         | 0.00             | 3,675.00       | 0.00     | 0.00       |
| PST | 34743    | CARTER, JAMES                       | 30007   | ELLIS       | 07/23/2008 | 11,550.00        | 0.00             | 11,550.00      | 0.00     | 0.00       |
| PST | 34456    | CAVITT, KENNETH RAY                 | 46807   | BRAZOS      | 03/08/2008 | 5,250.00         | 1,050.00         | 4,200.00       | 0.00     | 0.00       |
| PST | 33632    | CHANDANI, NAZIR N                   | 70456   | JOHNSON     | 10/04/2007 | 3,500.00         | 0.00             | 3,500.00       | 0.00     | 0.00       |
| PST | 33810    | CHAUDHRY, FARAH                     | 14537   | NACOGDOCHES | 01/28/2008 | 3,750.00         | 750.00           | 3,000.00       | 0.00     | 0.00       |
| PST | 34470    | City of Grand Prairie               | 45510   | DALLAS      | 11/19/2007 | 3,500.00         | 0.00             | 3,500.00       | 0.00     | 0.00       |
| PST | 34418    | City Of Levelland                   | 27950   | HOCKLEY     | 11/19/2007 | 875.00           | 0.00             | 875.00         | 0.00     | 0.00       |
| PST | 33619    | City Of Levelland                   | 27950   | HOCKLEY     | 01/28/2008 | 4,050.00         | 810.00           | 3,240.00       | 0.00     | 0.00       |
| PST | 32618    | CRAGHEAD, DALE                      | 43261   | MITCHELL    | 02/18/2008 | 13,125.00        | 0.00             | 13,125.00      | 0.00     | 0.00       |
| PST | 31000    | Cullen Texaco, Inc.                 | 62782   | HARRIS      | 08/15/2008 | 22,000.00        | 0.00             | 22,000.00      | 0.00     | 0.00       |
| PST | 32682    | CULLINS, CHARLES O                  | 36318   |             | 05/04/2008 | 11,550.00        | 0.00             | 11,550.00      | 0.00     | 0.00       |
| PST | 34586    | Dallas Area Rapid Transit           | 31302   | DALLAS      | 04/28/2008 | 1,875.00         | 375.00           | 1,500.00       | 0.00     | 0.00       |
| PST | 2773     | Datari Corporation                  | 5422    | HARRIS      | 01/12/2008 | 3,150.00         | 0.00             | 3,150.00       | 0.00     | 0.00       |
| PST | 34417    | Davis And Wardlaw Oil Co., Inc.     | 44786   | BAYLOR      | 11/19/2007 | 875.00           | 0.00             | 875.00         | 0.00     | 0.00       |
| PST | 35539    | Davis And Wardlaw Oil Co., Inc.     |         | BAYLOR      | 08/29/2008 | 900.00           | 180.00           | 720.00         | 0.00     | 0.00       |
| PST | 28287    | DAVIS, JUDY                         | 62890   |             | 09/21/2007 | 20,150.00        | 0.00             | 20,150.00      | 0.00     | 0.00       |
| PST | 34184    | De Los Santos Frank                 | 6706    | DEWITT      | 07/03/2008 | 5,250.00         | 1,050.00         | 4,200.00       | 0.00     | 0.00       |
| PST | 34478    | Delta Bevco, Inc.                   | 49045   | ORANGE      | 02/25/2008 | 2,140.00         | 428.00           | 1,712.00       | 0.00     | 0.00       |
| PST | 33812    | DEROUEN, BILLY FRANK                | 61799   | HARDIN      | 02/18/2008 | 2,000.00         | 400.00           | 1,600.00       | 0.00     | 0.00       |
| PST | 26252    | DHANJI, HUSSAIN MOHAMMAD            | 36876   |             | 02/18/2008 | 3,150.00         | 0.00             | 3,150.00       | 0.00     | 0.00       |

## Appendix 9: List of Administrative Orders Issued FY2008

### Singles Program

Date Range Selected : 09/01/2007 - 08/31/2008

| PGM | Case No. | Respondent Name                              | TCEQ ID | County      | Order Date | Penalty Assessed | Penalty Deferred | Payable Amount | SEP Cost | SEP Offset |
|-----|----------|--|---------|-------------|------------|------------------|------------------|----------------|----------|------------|
| PST | 33638    | Dharani Amirali                              | 8796    | FORT BEND   | 09/21/2007 | 875.00           | 0.00             | 875.00         | 0.00     | 0.00       |
| PST | 35093    | DIAZ, LUZ                                    | 63196   | CAMERON     | 08/29/2008 | 10,500.00        | 3,500.00         | 7,000.00       | 0.00     | 0.00       |
| PST | 15309    | DILLON, SAM R                                | 49756   | NACOGDOCHES | 05/29/2008 | 16,800.00        | 0.00             | 16,800.00      | 0.00     | 0.00       |
| PST | 35245    | Dixie Gas Station, Inc.                      | 26232   | DALLAS      | 05/22/2008 | 3,500.00         | 0.00             | 3,500.00       | 0.00     | 0.00       |
| PST | 34166    | DODIER, DAVID                                | 29563   | WEBB        | 01/28/2008 | 1,000.00         | 200.00           | 800.00         | 0.00     | 0.00       |
| PST | 35048    | Doggett Heavy Machinery Services, Ltd        | 71790   | HIDALGO     | 04/28/2008 | 2,625.00         | 0.00             | 2,625.00       | 0.00     | 0.00       |
| PST | 27350    | Econo Lube N'Tune, Inc.                      | 53387   | BEXAR       | 01/28/2008 | 6,825.00         | 0.00             | 6,825.00       | 0.00     | 0.00       |
| PST | 26359    | EDWARDS, RON                                 | 55512   | RAINS       | 06/19/2008 | 2,565.00         | 0.00             | 2,565.00       | 0.00     | 0.00       |
| PST | 33155    | El Paso Water Utilities Public Service Board | 58639   | EL PASO     | 11/19/2007 | 2,750.00         | 550.00           | 2,200.00       | 0.00     | 0.00       |
| PST | 33195    | Ernest Hogue                                 | 64946   | EL PASO     | 02/08/2008 | 8,925.00         | 7,725.00         | 1,200.00       | 0.00     | 0.00       |
| PST | 35110    | Farmersville Texaco, Inc.                    | 41649   | COLLIN      | 07/21/2008 | 3,200.00         | 640.00           | 2,560.00       | 0.00     | 0.00       |
| PST | 31109    | FARRIS, TOOTSIE S                            | 66565   | HUDSPETH    | 07/09/2008 | 9,200.00         | 0.00             | 9,200.00       | 0.00     | 0.00       |
| PST | 33636    | FAYYAZ, AHMAD                                | 24200   | DALLAS      | 11/19/2007 | 1,750.00         | 0.00             | 1,750.00       | 0.00     | 0.00       |
| PST | 34518    | First County, Inc.                           | 77667   | MONTGOMERY  | 04/03/2008 | 4,470.00         | 894.00           | 3,576.00       | 0.00     | 0.00       |
| PST | 26199    | First Gatesville Venture, Inc.               | 17078   | BEXAR       | 01/12/2008 | 3,150.00         | 0.00             | 3,150.00       | 0.00     | 0.00       |
| PST | 18370    | FLORES, JESUS JORGE SR                       | 71235   | HIDALGO     | 02/18/2008 | 1,050.00         | 0.00             | 1,050.00       | 0.00     | 0.00       |
| PST | 31790    | Flying J Inc.                                | 36577   | EL PASO     | 09/21/2007 | 5,457.00         | 1,091.00         | 4,366.00       | 0.00     | 0.00       |
| PST | 33424    | Flying J Inc.                                | 65222   | ORANGE      | 02/18/2008 | 13,125.00        | 0.00             | 6,563.00       | 6,562.00 | 6,562.00   |
| PST | 34908    | Flying J Inc.                                | 65222   | ORANGE      | 07/03/2008 | 20,500.00        | 4,100.00         | 16,400.00      | 0.00     | 0.00       |
| PST | 34133    | Fort Bend Oil Corporation                    | 73401   | FORT BEND   | 03/08/2008 | 1,750.00         | 0.00             | 1,750.00       | 0.00     | 0.00       |
| PST | 27394    | G.Q. Enterprises Corporation                 | 75832   |             | 10/25/2007 | 1,050.00         | 0.00             | 1,050.00       | 0.00     | 0.00       |
| PST | 35495    | GARCIA, MANUEL III                           | 74960   | ZAPATA      | 06/19/2008 | 1,750.00         | 0.00             | 1,750.00       | 0.00     | 0.00       |
| PST | 33440    | GAVRANOVIC, F D                              | 35471   | WHARTON     | 01/12/2008 | 8,500.00         | 1,700.00         | 3,400.00       | 3,400.00 | 3,400.00   |
| PST | 23403    | GHENE, MOHAMMAD A                            | 41202   | SMITH       | 04/28/2008 | 14,500.00        | 0.00             | 14,500.00      | 0.00     | 0.00       |
| PST | 24944    | Good Brothers, Inc.                          | 48742   | TARRANT     | 07/21/2008 | 4,200.00         | 0.00             | 4,200.00       | 0.00     | 0.00       |
| PST | 31659    | GOUSHEY, AHMAD B                             | 37254   | COLLIN      | 02/08/2008 | 15,000.00        | 13,800.00        | 1,200.00       | 0.00     | 0.00       |
| PST | 34123    | Grant Rd Enterprises, LLC                    | 28539   | HARRIS      | 10/25/2007 | 875.00           | 0.00             | 875.00         | 0.00     | 0.00       |
| PST | 15472    | GRUBER, MARLIN                               | 0076375 | NEWTON      | 01/12/2008 | 4,500.00         | 0.00             | 4,500.00       | 0.00     | 0.00       |
| PST | 23887    | Guru Rakha, Inc.                             | 35292   | HARRIS      | 11/19/2007 | 2,850.00         | 0.00             | 2,850.00       | 0.00     | 0.00       |
| PST | 35672    | Gutierrez Oil Company                        | 72227   | HIDALGO     | 07/21/2008 | 5,250.00         | 0.00             | 5,250.00       | 0.00     | 0.00       |
| PST | 35011    | H H FARMS LLC                                | 148     | HALE        | 04/14/2008 | 3,500.00         | 0.00             | 3,500.00       | 0.00     | 0.00       |
| PST | 31634    | Haider A., Inc.                              | 5423    | HARRIS      | 06/19/2008 | 4,500.00         | 0.00             | 4,500.00       | 0.00     | 0.00       |
| PST | 34398    | Hale County                                  | 34133   | HALE        | 11/19/2007 | 4,375.00         | 0.00             | 4,375.00       | 0.00     | 0.00       |
| PST | 26419    | HAMLIN, CURTIS                               | 35942   | HOUSTON     | 07/03/2008 | 6,750.00         | 1,350.00         | 5,400.00       | 0.00     | 0.00       |
| PST | 26249    | Hamsho Enterprises, Inc.                     | 40084   | JEFFERSON   | 05/09/2008 | 35,125.00        | 0.00             | 35,125.00      | 0.00     | 0.00       |
| PST | 33029    | HARLOW STORES, INC.                          | 73717   | COLLIN      | 08/15/2008 | 1,750.00         | 0.00             | 1,750.00       | 0.00     | 0.00       |

## Appendix 9: List of Administrative Orders Issued FY2008

### Singles Program

Date Range Selected : 09/01/2007 - 08/31/2008

| PGM | Case No. | Respondent Name                       | TCEQ ID | County      | Order Date | Penalty Assessed | Penalty Deferred | Payable Amount | SEP Cost | SEP Offset |
|-----|----------|---------------------------------------|---------|-------------|------------|------------------|------------------|----------------|----------|------------|
| PST | 28188    | HARLOW STORES, INC.                   | 76725   | COLLIN      | 11/19/2007 | 9,375.00         | 0.00             | 9,375.00       | 0.00     | 0.00       |
| PST | 33702    | HERNANDEZ, LORENZO                    | 32416   | TYLER       | 03/28/2008 | 38,475.00        | 0.00             | 38,475.00      | 0.00     | 0.00       |
| PST | 29610    | Herndon Marine Products, Inc.         |         | ARANSAS     | 08/29/2008 | 5,400.00         | 0.00             | 5,400.00       | 0.00     | 0.00       |
| PST | 35028    | Hicks Oil & Butane Co.                | 26901   | WILLACY     | 07/21/2008 | 5,500.00         | 1,100.00         | 4,400.00       | 0.00     | 0.00       |
| PST | 35017    | Hillcroft Grocers, L.L.C.             | 68571   | HARRIS      | 07/03/2008 | 7,650.00         | 1,530.00         | 6,120.00       | 0.00     | 0.00       |
| PST | 34259    | Hina Enterprises, Inc.                | 73347   | ORANGE      | 02/08/2008 | 6,100.00         | 1,220.00         | 4,880.00       | 0.00     | 0.00       |
| PST | 9459     | Honey Stop Food Marts, Inc.           | 54757   | GREGG       | 02/18/2008 | 86,400.00        | 0.00             | 86,400.00      | 0.00     | 0.00       |
| PST | 33187    | Hussain Shoukat                       | 33608   | HARRIS      | 05/18/2008 | 5,040.00         | 0.00             | 5,040.00       | 0.00     | 0.00       |
| PST | 32207    | HUYNH, DANG CONG                      | 74627   | TARRANT     | 12/20/2007 | 9,350.00         | 1,870.00         | 7,480.00       | 0.00     | 0.00       |
| PST | 29271    | HWEIDI, MIKE                          | 53151   | TARRANT     | 09/21/2007 | 1,750.00         | 0.00             | 1,750.00       | 0.00     | 0.00       |
| PST | 24833    | Inara Convenience Inc.                | 5590    | TARRANT     | 11/09/2007 | 2,620.00         | 0.00             | 2,620.00       | 0.00     | 0.00       |
| PST | 11519    | Inara Convenience Inc.                | 05590   | TARRANT     | 02/25/2008 | 40,610.00        | 0.00             | 40,610.00      | 0.00     | 0.00       |
| PST | 34465    | Indian Petro Corp.                    | 74514   | SAN JACINTO | 11/19/2007 | 3,500.00         | 0.00             | 3,500.00       | 0.00     | 0.00       |
| PST | 31480    | IZ, Inc.                              | 5663    | COLLIN      | 04/14/2008 | 25,000.00        | 0.00             | 25,000.00      | 0.00     | 0.00       |
| PST | 35497    | J. Griffin                            | 33954   | CASS        | 08/29/2008 | 350.00           | 70.00            | 280.00         | 0.00     | 0.00       |
| PST | 34777    | Jim Wells County                      | 48844   | JIM WELLS   | 05/22/2008 | 15,750.00        | 3,150.00         | 12,600.00      | 0.00     | 0.00       |
| PST | 34874    | Jimmy Doan                            | 62759   | JONES       | 06/19/2008 | 10,500.00        | 2,100.00         | 8,400.00       | 0.00     | 0.00       |
| PST | 35061    | JOHNSON, DONNIE *                     | 41914   | DALLAS      | 07/03/2008 | 7,875.00         | 1,575.00         | 6,300.00       | 0.00     | 0.00       |
| PST | 28452    | JOHNSON, LOWELL                       | 62963   |             | 05/18/2008 | 1,050.00         | 0.00             | 1,050.00       | 0.00     | 0.00       |
| PST | 33026    | JOHNSON, RAY                          | 15466   | RUSK        | 02/25/2008 | 21,000.00        | 0.00             | 21,000.00      | 0.00     | 0.00       |
| PST | 35247    | Joshua Investments, L.L.C.            | 26089   | WEBB        | 08/29/2008 | 875.00           | 0.00             | 875.00         | 0.00     | 0.00       |
| PST | 24621    | K & M Michael, Inc.                   | 5243    | GREGG       | 08/29/2008 | 16,000.00        | 12,239.00        | 3,761.00       | 0.00     | 0.00       |
| PST | 34580    | KAHLIG, BEN                           | 22726   | FALLS       | 07/21/2008 | 4,750.00         | 950.00           | 3,800.00       | 0.00     | 0.00       |
| PST | 35250    | Kash 'N' Karry, Inc.                  | 65383   | TARRANT     | 08/29/2008 | 1,750.00         | 0.00             | 1,750.00       | 0.00     | 0.00       |
| PST | 33445    | Kerville Fast Wash, Inc.              | 26126   | KERR        | 02/18/2008 | 1,750.00         | 0.00             | 1,750.00       | 0.00     | 0.00       |
| PST | 31842    | KHAN, IMRAN                           | 40555   | HARRIS      | 01/28/2008 | 1,580.00         | 0.00             | 1,580.00       | 0.00     | 0.00       |
| PST | 22984    | KIM, EDWARD JONG                      | 38658   | DENTON      | 02/18/2008 | 18,190.00        | 0.00             | 18,190.00      | 0.00     | 0.00       |
| PST | 33580    | Knapp Chevrolet, Inc.                 | 11604   | HARRIS      | 11/19/2007 | 4,375.00         | 0.00             | 4,375.00       | 0.00     | 0.00       |
| PST | 35173    | Koodaloor Corporation                 | 35387   | FORT BEND   | 08/29/2008 | 9,650.00         | 1,930.00         | 7,720.00       | 0.00     | 0.00       |
| PST | 33071    | Kotexan, INC.                         | 42362   | DALLAS      | 11/19/2007 | 5,100.00         | 1,020.00         | 4,080.00       | 0.00     | 0.00       |
| PST | 35435    | KOYOTE RANCH-BANDERA UNIT LP          | 77915   | BANDERA     | 05/22/2008 | 875.00           | 0.00             | 875.00         | 0.00     | 0.00       |
| PST | 8982     | La Marque Independent School District | 21614   | GALVESTON   | 09/21/2007 | 30,000.00        | 0.00             | 30,000.00      | 0.00     | 0.00       |
| PST | 35013    | La Noria Convenience Store, Inc.      | 54131   | WEBB        | 04/03/2008 | 875.00           | 0.00             | 875.00         | 0.00     | 0.00       |
| PST | 32290    | LAKHANI, HUSSAIN                      | 14932   | TARRANT     | 10/25/2007 | 2,050.00         | 410.00           | 1,640.00       | 0.00     | 0.00       |
| PST | 34899    | LaPorte Business, Inc.                | 35159   | HARRIS      | 07/03/2008 | 4,815.00         | 963.00           | 3,852.00       | 0.00     | 0.00       |
| PST | 35077    | Leo Kopecky                           | 12902   | FAYETTE     | 08/15/2008 | 7,875.00         | 1,575.00         | 6,300.00       | 0.00     | 0.00       |
| PST | 34423    | LONGORIA, YVONNE A                    | 58680   | HIDALGO     | 11/19/2007 | 1,750.00         | 0.00             | 1,750.00       | 0.00     | 0.00       |

\*There are Multiple Respondent Names associated to this Case No.

## Appendix 9: List of Administrative Orders Issued FY2008

### Singles Program

Date Range Selected : 09/01/2007 - 08/31/2008

| PGM | Case No. | Respondent Name                        | TCEQ ID | County      | Order Date | Penalty Assessed | Penalty Deferred | Payable Amount | SEP Cost | SEP Offset |
|-----|----------|--|---------|-------------|------------|------------------|------------------|----------------|----------|------------|
| PST | 34831    | Lube Center Management, LTD.           | 54392   | DALLAS      | 02/18/2008 | 1,750.00         | 0.00             | 1,750.00       | 0.00     | 0.00       |
| PST | 26820    | MASHIANA, MOHINDER                     | 70597   | DENTON      | 07/21/2008 | 8,320.00         | 0.00             | 8,320.00       | 0.00     | 0.00       |
| PST | 32766    | McWhorter Sam W.                       | 28948   | CULBERSON   | 02/08/2008 | 7,875.00         | 0.00             | 7,875.00       | 0.00     | 0.00       |
| PST | 35073    | Meador Chrysler-Plymouth, Inc.         | 63496   | TARRANT     | 02/18/2008 | 1,750.00         | 0.00             | 1,750.00       | 0.00     | 0.00       |
| PST | 34906    | Midland Village Car Wash, Inc.         | 40911   | MIDLAND     | 06/05/2008 | 9,250.00         | 1,850.00         | 7,400.00       | 0.00     | 0.00       |
| PST | 11947    | Millenium Gasoline Corporation         | 32130   | DENTON      | 10/04/2007 | 11,100.00        | 0.00             | 11,100.00      | 0.00     | 0.00       |
| PST | 34667    | Miller Billy L                         | 64050   | MILLS       | 11/19/2007 | 875.00           | 0.00             | 875.00         | 0.00     | 0.00       |
| PST | 34842    | Mo Vac Service Company of Alice        | 65170   | KARNES      | 05/22/2008 | 8,600.00         | 1,720.00         | 6,880.00       | 0.00     | 0.00       |
| PST | 20943    | Mohammad Jamal Aqil                    | 60355   | HARRIS      | 02/22/2008 | 3,280.00         | 0.00             | 3,280.00       | 0.00     | 0.00       |
| PST | 21046    | Momentum Investment, Inc.              | 45486   | CHAMBERS    | 02/08/2008 | 15,950.00        | 0.00             | 15,950.00      | 0.00     | 0.00       |
| PST | 24718    | MOMIN, FEROUZ ALI                      | 27988   | HARRIS      | 06/11/2008 | 17,780.00        | 0.00             | 17,780.00      | 0.00     | 0.00       |
| PST | 35082    | MORRIS, JARED                          | 48205   | BROWN       | 03/08/2008 | 875.00           | 0.00             | 875.00         | 0.00     | 0.00       |
| PST | 35277    | Nasa Oil, Inc.                         | 40281   | HARRIS      | 08/29/2008 | 2,650.00         | 530.00           | 2,120.00       | 0.00     | 0.00       |
| PST | 32939    | Naz Stores, Inc.                       | 36596   | HARRIS      | 11/19/2007 | 4,500.00         | 900.00           | 3,600.00       | 0.00     | 0.00       |
| PST | 34198    | Neches Food Store                      | 53663   | ORANGE      | 04/28/2008 | 7,875.00         | 1,575.00         | 6,300.00       | 0.00     | 0.00       |
| PST | 19555    | New York Brothers Investments, Inc.    | 55933   | KAUFMAN     | 01/12/2008 | 3,150.00         | 0.00             | 3,150.00       | 0.00     | 0.00       |
| PST | 35233    | Nitrous Express, Inc.                  | 20844   | WICHITA     | 08/29/2008 | 5,250.00         | 1,050.00         | 4,200.00       | 0.00     | 0.00       |
| PST | 32804    | Nu-Way Energy Corporation              | 18498   | COMANCHE    | 11/19/2007 | 3,675.00         | 735.00           | 2,940.00       | 0.00     | 0.00       |
| PST | 32799    | OH, JONG HWAN                          | 75112   | HARRIS      | 02/18/2008 | 2,300.00         | 460.00           | 1,840.00       | 0.00     | 0.00       |
| PST | 32842    | OLIWI, ABDUL                           | 44546   | TARRANT     | 05/22/2008 | 8,400.00         | 0.00             | 8,400.00       | 0.00     | 0.00       |
| PST | 34464    | Olmos Park Chevron, Inc.               | 28618   | BEXAR       | 10/04/2007 | 1,750.00         | 0.00             | 1,750.00       | 0.00     | 0.00       |
| PST | 32660    | Pak - Baderia Enterprises, Inc.        | 39974   | JEFFERSON   | 08/29/2008 | 4,725.00         | 0.00             | 4,725.00       | 0.00     | 0.00       |
| PST | 34132    | PATEL, PRITEN Y                        | 7903    | CROSBY      | 11/09/2007 | 875.00           | 0.00             | 875.00         | 0.00     | 0.00       |
| PST | 33530    | PATEL, PRITEN Y                        | 7903    | CROSBY      | 01/12/2008 | 900.00           | 180.00           | 720.00         | 0.00     | 0.00       |
| PST | 31097    | Pathan Investments, INC. DBA Time Out  | 16557   | JEFFERSON   | 02/18/2008 | 2,500.00         | 0.00             | 2,500.00       | 0.00     | 0.00       |
| PST | 34164    | Paul's Oil Station, Ltd.               | 44213   | DALLAS      | 11/19/2007 | 700.00           | 0.00             | 700.00         | 0.00     | 0.00       |
| PST | 33066    | Performance Food Group of Texas, Inc.  | 36751   | VICTORIA    | 02/18/2008 | 875.00           | 0.00             | 875.00         | 0.00     | 0.00       |
| PST | 34528    | Petroleum Wholesale, L.P.              | 942     | TARRANT     | 04/03/2008 | 4,150.00         | 830.00           | 3,320.00       | 0.00     | 0.00       |
| PST | 25953    | PHOU, KUANG                            | 27911   | NACOGDOCHES | 02/08/2008 | 3,500.00         | 0.00             | 3,500.00       | 0.00     | 0.00       |
| PST | 26233    | PINGLIA AND ASSOCIATES INVESTMENT, LLC | 70332   | HARRIS      | 10/25/2007 | 2,100.00         | 0.00             | 2,100.00       | 0.00     | 0.00       |
| PST | 28930    | Plain-O-Gas, Inc.                      | 40047   | COLLIN      | 04/09/2008 | 23,650.00        | 0.00             | 23,650.00      | 0.00     | 0.00       |
| PST | 32681    | POTTER, DANIEL                         | 43502   | JOHNSON     | 10/04/2007 | 4,500.00         | 900.00           | 3,600.00       | 0.00     | 0.00       |
| PST | 31887    | PRESSLY, DON JR                        | 2525    | HUNT        | 07/03/2008 | 8,400.00         | 0.00             | 8,400.00       | 0.00     | 0.00       |
| PST | 26821    | PRINCE A, INC                          | 53688   | TARRANT     | 06/19/2008 | 5,400.00         | 0.00             | 5,400.00       | 0.00     | 0.00       |
| PST | 33872    | Pringka Corporation                    | 77472   | TARRANT     | 01/12/2008 | 2,550.00         | 510.00           | 2,040.00       | 0.00     | 0.00       |

## Appendix 9: List of Administrative Orders Issued FY2008

### Singles Program

Date Range Selected : 09/01/2007 - 08/31/2008

| PGM | Case No. | Respondent Name                            | TCEQ ID | County     | Order Date | Penalty Assessed | Penalty Deferred | Payable Amount | SEP Cost | SEP Offset |
|-----|----------|--|---------|------------|------------|------------------|------------------|----------------|----------|------------|
| PST | 34131    | Quick & Convenience Pro - Victoria 1 LLC   | 25740   | VICTORIA   | 11/09/2007 | 875.00           | 0.00             | 875.00         | 0.00     | 0.00       |
| PST | 31399    | Qusra Corporation                          | 60115   | JEFFERSON  | 03/08/2008 | 11,250.00        | 0.00             | 11,250.00      | 0.00     | 0.00       |
| PST | 31082    | R. S. Parker Construction, L.L.C.          | 62322   | NUECES     | 04/03/2008 | 10,890.00        | 0.00             | 10,890.00      | 0.00     | 0.00       |
| PST | 34466    | Rall Management Inc.                       | 45465   | MONTGOMERY | 11/19/2007 | 1,750.00         | 0.00             | 1,750.00       | 0.00     | 0.00       |
| PST | 33637    | reddy&family inc.                          | 106861  | HALE       | 10/04/2007 | 3,500.00         | 0.00             | 3,500.00       | 0.00     | 0.00       |
| PST | 34493    | RFK Enterprises, Inc.                      | 10255   | JEFFERSON  | 04/03/2008 | 1,940.00         | 388.00           | 1,552.00       | 0.00     | 0.00       |
| PST | 32327    | River Oaks Country Club                    | 53728   | HARRIS     | 08/29/2008 | 4,375.00         | 0.00             | 4,375.00       | 0.00     | 0.00       |
| PST | 34455    | RUDOLPHS, INC.                             | 19634   | LAVACA     | 05/22/2008 | 5,100.00         | 1,020.00         | 4,080.00       | 0.00     | 0.00       |
| PST | 34684    | S & K Iman, Inc.                           | 70855   | BEXAR      | 04/14/2008 | 2,850.00         | 570.00           | 2,280.00       | 0.00     | 0.00       |
| PST | 35248    | S B ALL SEASONS, INC.                      | 74154   | HARRIS     | 08/29/2008 | 4,375.00         | 0.00             | 4,375.00       | 0.00     | 0.00       |
| PST | 19515    | Sahil Business, Inc.                       | 5829    |            | 10/04/2007 | 3,150.00         | 0.00             | 3,150.00       | 0.00     | 0.00       |
| PST | 25452    | SAMADI, GITA K                             | 58198   | DENTON     | 10/04/2007 | 3,210.00         | 0.00             | 3,210.00       | 0.00     | 0.00       |
| PST | 20762    | SAMNANI, ALI                               | 13589   | TARRANT    | 01/12/2008 | 3,330.00         | 0.00             | 3,330.00       | 0.00     | 0.00       |
| PST | 34521    | San Antonio Water System                   | 33917   | BEXAR      | 04/28/2008 | 2,625.00         | 525.00           | 2,100.00       | 0.00     | 0.00       |
| PST | 34438    | Sanya Investments, Inc.                    | 26260   | DALLAS     | 04/03/2008 | 13,700.00        | 2,740.00         | 10,960.00      | 0.00     | 0.00       |
| PST | 34773    | Se Yon Oh                                  | 67244   | HARRIS     | 06/05/2008 | 14,625.00        | 2,925.00         | 11,700.00      | 0.00     | 0.00       |
| PST | 32846    | Seven Heights Corporation                  | 71415   | DALLAS     | 10/25/2007 | 5,500.00         | 1,100.00         | 4,400.00       | 0.00     | 0.00       |
| PST | 31116    | Shahid Hameed                              | 68384   | HARRIS     | 07/03/2008 | 5,100.00         | 0.00             | 5,100.00       | 0.00     | 0.00       |
| PST | 29567    | Sharnah Corporation                        | 6253    | DALLAS     | 09/21/2007 | 16,000.00        | 0.00             | 16,000.00      | 0.00     | 0.00       |
| PST | 33241    | Sheema Enterprise, Inc.                    | 23068   | HARRIS     | 12/20/2007 | 3,675.00         | 735.00           | 2,940.00       | 0.00     | 0.00       |
| PST | 34467    | SINGH, DAVE                                | 46002   | BOSQUE     | 08/29/2008 | 875.00           | 0.00             | 875.00         | 0.00     | 0.00       |
| PST | 34837    | Skyway Business, Inc.                      | 33028   | HARRIS     | 02/18/2008 | 875.00           | 0.00             | 875.00         | 0.00     | 0.00       |
| PST | 31791    | SNSSS Enterprises, Inc.                    | 20457   | HARRIS     | 10/04/2007 | 10,625.00        | 2,125.00         | 8,500.00       | 0.00     | 0.00       |
| PST | 26240    | SNW Enterprises, Inc.                      | 40079   | JEFFERSON  | 07/13/2008 | 26,661.00        | 0.00             | 26,661.00      | 0.00     | 0.00       |
| PST | 23347    | Sonal Enterprises Inc.                     | 7106    | BEXAR      | 10/25/2007 | 2,850.00         | 0.00             | 2,850.00       | 0.00     | 0.00       |
| PST | 31848    | SPARKS, DENNIS                             | 32033   | PALO PINTO | 08/10/2008 | 7,875.00         | 0.00             | 7,875.00       | 0.00     | 0.00       |
| PST | 5518     | Speedy Mart                                | 74264   | HARRIS     | 10/25/2007 | 20,000.00        | 0.00             | 20,000.00      | 0.00     | 0.00       |
| PST | 18629    | SSMA CORPORATION, INC. DBA STOP N DRIVE 30 | 43543   | JEFFERSON  | 11/19/2007 | 34,650.00        | 0.00             | 34,650.00      | 0.00     | 0.00       |
| PST | 34489    | St Marys University                        | 3194    | BEXAR      | 01/12/2008 | 875.00           | 0.00             | 875.00         | 0.00     | 0.00       |
| PST | 34607    | St. Mary's Hall                            | 15359   | BEXAR      | 02/18/2008 | 2,625.00         | 0.00             | 2,625.00       | 0.00     | 0.00       |
| PST | 35249    | Star Fuels, Inc.                           | 23135   | HARRIS     | 08/15/2008 | 1,750.00         | 0.00             | 1,750.00       | 0.00     | 0.00       |
| PST | 33811    | Steven L. Robinson                         | 61799   | HARDIN     | 02/08/2008 | 5,250.00         | 1,050.00         | 4,200.00       | 0.00     | 0.00       |
| PST | 34589    | Stripes LLC                                | 26360   | NUECES     | 06/19/2008 | 11,350.00        | 2,270.00         | 4,540.00       | 4,540.00 | 4,540.00   |
| PST | 32633    | STUARD, RON                                | 2334    | PECOS      | 10/25/2007 | 2,250.00         | 450.00           | 1,800.00       | 0.00     | 0.00       |
| PST | 34472    | Sunny Financial L.L.C.                     | 69136   | HARRIS     | 12/20/2007 | 3,500.00         | 0.00             | 3,500.00       | 0.00     | 0.00       |

## Appendix 9: List of Administrative Orders Issued FY2008

### Singles Program

Date Range Selected : 09/01/2007 - 08/31/2008

| PGM                           | Case No. | Respondent Name                    | TCEQ ID | County     | Order Date | Penalty Assessed | Penalty Deferred    | Payable Amount    | SEP Cost            | SEP Offset       |                  |
|-------------------------------|----------|------------------------------------|---------|------------|------------|------------------|---------------------|-------------------|---------------------|------------------|------------------|
| PST                           | 35064    | SWATI Holding, Company             | 68567   | FAYETTE    | 07/21/2008 | 7,850.00         | 1,570.00            | 6,280.00          | 0.00                | 0.00             |                  |
| PST                           | 32617    | T.A.B. Lone Star Holdings, Inc.    | 40082   | JEFFERSON  | 09/21/2007 | 9,350.00         | 1,870.00            | 7,480.00          | 0.00                | 0.00             |                  |
| PST                           | 27760    | T.T.X., Inc.                       | 41933   | DALLAS     | 10/04/2007 | 3,150.00         | 0.00                | 3,150.00          | 0.00                | 0.00             |                  |
| PST                           | 26423    | Tariq Shahzad Enterprises, Inc.    | 38161   | ORANGE     | 03/08/2008 | 1,000.00         | 0.00                | 1,000.00          | 0.00                | 0.00             |                  |
| PST                           | 32771    | TAYLOR, CHARLES                    | 36320   |            | 11/09/2007 | 5,250.00         | 1,050.00            | 4,200.00          | 0.00                | 0.00             |                  |
| PST                           | 27345    | TELL, AMER                         | 41416   | BOWIE      | 02/25/2008 | 100.00           | 0.00                | 100.00            | 0.00                | 0.00             |                  |
| PST                           | 34997    | Texas Department of Transportation | 18270   | CROSBY     | 02/25/2008 | 1,750.00         | 0.00                | 1,750.00          | 0.00                | 0.00             |                  |
| PST                           | 28538    | Texas Malik Enterprises, Inc.      | 34066   | TARRANT    | 03/08/2008 | 3,850.00         | 0.00                | 3,850.00          | 0.00                | 0.00             |                  |
| PST                           | 34419    | Texas Renaissance Festivals, Inc.  | 48435   | GRIMES     | 11/19/2007 | 875.00           | 0.00                | 875.00            | 0.00                | 0.00             |                  |
| PST                           | 33744    | Town & Country Food Stores, Inc.   | 7628    | REAGAN     | 01/12/2008 | 8,550.00         | 1,710.00            | 6,840.00          | 0.00                | 0.00             |                  |
| PST                           | 34185    | Town & Country Food Stores, Inc.   | 63768   | SUTTON     | 02/08/2008 | 7,650.00         | 1,530.00            | 6,120.00          | 0.00                | 0.00             |                  |
| PST                           | 21552    | TRANG DAI NGUYEN *                 | 37155   | WALLER     | 11/19/2007 | 2,100.00         | 0.00                | 2,100.00          | 0.00                | 0.00             |                  |
| PST                           | 31150    | Tristar Convenience Stores, Inc.   | 40119   | HARRIS     | 12/20/2007 | 1,875.00         | 0.00                | 1,875.00          | 0.00                | 0.00             |                  |
| PST                           | 9118     | TuftSun, Inc.                      | 12081   | HILL       | 01/12/2008 | 4,200.00         | 0.00                | 4,200.00          | 0.00                | 0.00             |                  |
| PST                           | 34482    | Tutle & Tutle Trucking, Inc.       | 38391   | JOHNSON    | 02/18/2008 | 790.00           | 158.00              | 632.00            | 0.00                | 0.00             |                  |
| PST                           | 35412    | USA IDOL Inc                       | 32839   | WEBB       | 08/29/2008 | 1,750.00         | 0.00                | 1,750.00          | 0.00                | 0.00             |                  |
| PST                           | 35197    | Valliani Enterprises, Inc.         | 74739   | HARRIS     | 07/03/2008 | 8,500.00         | 1,700.00            | 6,800.00          | 0.00                | 0.00             |                  |
| PST                           | 32981    | VASQUEZ, ANGIE G                   | 12185   | REEVES     | 01/28/2008 | 10,500.00        | 6,003.00            | 4,497.00          | 0.00                | 0.00             |                  |
| PST                           | 35209    | Vivek LLC                          | 44816   | DENTON     | 08/15/2008 | 8,000.00         | 1,600.00            | 6,400.00          | 0.00                | 0.00             |                  |
| PST                           | 34468    | Wal-Mart Stores East, L.P.         | 76635   | MONTGOMERY | 11/19/2007 | 875.00           | 0.00                | 875.00            | 0.00                | 0.00             |                  |
| PST                           | 34784    | Walter Lloyd Smith, Sr.            | 49552   | NOLAN      | 08/15/2008 | 28,600.00        | 27,400.00           | 1,200.00          | 0.00                | 0.00             |                  |
| PST                           | 29069    | Westex Capital, LTD.               | 26785   | DEWITT     | 01/28/2008 | 2,500.00         | 0.00                | 2,500.00          | 0.00                | 0.00             |                  |
| PST                           | 32647    | Wilcrest Associate, Inc.           | 46098   | HARRIS     | 11/19/2007 | 4,050.00         | 810.00              | 3,240.00          | 0.00                | 0.00             |                  |
| PST                           | 24580    | WITHERSPOON, HERMINIA              | 73014   | BEXAR      | 02/25/2008 | 2,850.00         | 0.00                | 2,850.00          | 0.00                | 0.00             |                  |
| PST                           | 26390    | WOOD, ADAM J                       | 29701   | BURNET     | 03/28/2008 | 12,330.00        | 0.00                | 12,330.00         | 0.00                | 0.00             |                  |
| PST                           | 34717    | Z Q Inc.                           | 7097    | BEXAR      | 04/28/2008 | 4,500.00         | 900.00              | 3,600.00          | 0.00                | 0.00             |                  |
| PST                           | 34960    | ZAM, Inc.                          | 57739   | BRAZORIA   | 06/19/2008 | 12,500.00        | 2,500.00            | 10,000.00         | 0.00                | 0.00             |                  |
| PST                           | 35066    | ZARIN, INC.                        | 17619   | TARRANT    | 07/03/2008 | 11,500.00        | 2,300.00            | 9,200.00          | 0.00                | 0.00             |                  |
| PST                           | 33633    | Zeam, Incorporated                 | 34376   | TARRANT    | 09/21/2007 | 1,750.00         | 0.00                | 1,750.00          | 0.00                | 0.00             |                  |
| PST                           | 35146    | Zee Smoke Inc                      | 48970   | JEFFERSON  | 07/21/2008 | 13,770.00        | 2,754.00            | 11,016.00         | 0.00                | 0.00             |                  |
| PST                           | 35023    | ZZQ Enterprises, Inc.              | 7383    | DALLAS     | 06/19/2008 | 4,725.00         | 945.00              | 3,780.00          | 0.00                | 0.00             |                  |
| <b>PST Orders Issued: 246</b> |          |                                    |         |            |            | <b>Total:</b>    | <b>1,728,690.00</b> | <b>185,360.00</b> | <b>1,526,828.00</b> | <b>16,502.00</b> | <b>16,502.00</b> |

\* There are Multiple Respondent Names associated to this Case No.



## Appendix 9: List of Administrative Orders Issued FY2008

### Singles Program

Date Range Selected : 09/01/2007 - 08/31/2008

| PGM | Case No. | Respondent Name                                   | TCEQ ID | County     | Order Date | Penalty Assessed | Penalty Deferred | Payable Amount | SEP Cost  | SEP Offset |
|-----|----------|---|---------|------------|------------|------------------|------------------|----------------|-----------|------------|
| PWS | 34392    | A Young Adventure Child Care Learning Center Inc. | 0790191 | FORT BEND  | 06/05/2008 | 2,257.00         | 0.00             | 2,257.00       | 0.00      | 0.00       |
| PWS | 25284    | Alexander Moulding Mill Company                   | 0970010 | HAMILTON   | 07/21/2008 | 1,500.00         | 0.00             | 1,500.00       | 0.00      | 0.00       |
| PWS | 32822    | AMIN, MOHAMMAD                                    | 1700725 | MONTGOMERY | 04/03/2008 | 825.00           | 165.00           | 660.00         | 0.00      | 0.00       |
| PWS | 35005    | Aqua Texas, Inc.                                  | 1870155 | POLK       | 08/15/2008 | 360.00           | 72.00            | 288.00         | 0.00      | 0.00       |
| PWS | 33808    | Aqua Utilities, Inc.                              | 0360096 | CHAMBERS   | 01/28/2008 | 1,490.00         | 0.00             | 1,490.00       | 0.00      | 0.00       |
| PWS | 34369    | Arledge Ridge Water Supply Corporation            | 0740019 | FANNIN     | 04/14/2008 | 1,350.00         | 270.00           | 1,080.00       | 0.00      | 0.00       |
| PWS | 34918    | Bert Dickens, Inc.                                | 0750039 | FAYETTE    | 02/05/2008 | 0.00             | 0.00             | 0.00           | 0.00      | 0.00       |
| PWS | 34918    | Bert Dickens, Inc.                                | 0750039 | FAYETTE    | 12/14/2007 | 0.00             | 0.00             | 0.00           | 0.00      | 0.00       |
| PWS | 34918    | Bert Dickens, Inc.                                | 0750039 | FAYETTE    | 08/06/2008 | 0.00             | 0.00             | 0.00           | 0.00      | 0.00       |
| PWS | 34547    | BLACK, THURMAN                                    | 1012647 | HARRIS     | 04/03/2008 | 1,370.00         | 0.00             | 1,370.00       | 0.00      | 0.00       |
| PWS | 34494    | Blackland Water Supply Corporation                | 1990004 | ROCKWALL   | 04/28/2008 | 3,142.00         | 628.00           | 2,514.00       | 0.00      | 0.00       |
| PWS | 33379    | Bluegrove Water Supply Corporation                | 0390014 | CLAY       | 12/20/2007 | 1,260.00         | 252.00           | 1,008.00       | 0.00      | 0.00       |
| PWS | 32149    | BRISTER, JACKIE                                   | 2060014 | SAN SABA   | 01/12/2008 | 1,150.00         | 230.00           | 920.00         | 0.00      | 0.00       |
| PWS | 5864     | BRYANT, KATHIE                                    | 0270008 | BURNET     | 04/14/2008 | 8,931.00         | 0.00             | 8,931.00       | 0.00      | 0.00       |
| PWS | 35385    | Buchanan Lake Village, Inc.                       | 1500003 | LLANO      | 08/29/2008 | 630.00           | 126.00           | 504.00         | 0.00      | 0.00       |
| PWS | 33546    | Burleson County Municipal Utility District 1      | 0260005 | BURLESON   | 12/20/2007 | 850.00           | 0.00             | 850.00         | 0.00      | 0.00       |
| PWS | 33537    | Caddo Lake Water Supply Corporation               | 1020084 | HARRISON   | 04/03/2008 | 760.00           | 0.00             | 760.00         | 0.00      | 0.00       |
| PWS | 35465    | Cayuga Water Supply Corporation                   | 0010019 | ANDERSON   | 08/15/2008 | 735.00           | 0.00             | 735.00         | 0.00      | 0.00       |
| PWS | 35426    | Central Bosque Water Supply Corporation           | 1550061 | MCLENNAN   | 08/15/2008 | 240.00           | 48.00            | 192.00         | 0.00      | 0.00       |
| PWS | 33794    | Chatt Water Supply Corporation                    | 1090020 | HILL       | 01/28/2008 | 525.00           | 105.00           | 420.00         | 0.00      | 0.00       |
| PWS | 34601    | CHILD INC   | 0160015 | BLANCO     | 03/08/2008 | 100.00           | 20.00            | 80.00          | 0.00      | 0.00       |
| PWS | 34409    | Christ Community Church of Houston                | 1013334 | HARRIS     | 05/22/2008 | 210.00           | 42.00            | 168.00         | 0.00      | 0.00       |
| PWS | 32507    | Church Hill Water Supply Corporation              | 2010008 | RUSK       | 09/21/2007 | 1,207.00         | 241.00           | 966.00         | 0.00      | 0.00       |
| PWS | 34175    | City of Arp                                       | 2120001 | SMITH      | 02/18/2008 | 372.00           | 0.00             | 372.00         | 0.00      | 0.00       |
| PWS | 32889    | City of Bonham                                    | 0740001 | FANNIN     | 12/20/2007 | 2,970.00         | 0.00             | 2,970.00       | 0.00      | 0.00       |
| PWS | 35026    | City of Boyd                                      | 2490002 | WISE       | 08/15/2008 | 2,580.00         | 0.00             | 0.00           | 2,580.00  | 2,580.00   |
| PWS | 32940    | City of Brackettville                             | 1360001 | KINNEY     | 11/19/2007 | 1,056.00         | 211.00           | 845.00         | 0.00      | 0.00       |
| PWS | 35570    | City of Brazos                                    | 0080025 | AUSTIN     | 08/29/2008 | 272.00           | 53.00            | 219.00         | 0.00      | 0.00       |
| PWS | 34695    | City of Buckholts                                 | 1660007 | MILAM      | 07/21/2008 | 1,114.00         | 222.00           | 0.00           | 892.00    | 892.00     |
| PWS | 10234    | City of Carl's Corner                             | 1090070 | HILL       | 11/19/2007 | 13,263.00        | 0.00             | 0.00           | 13,263.00 | 13,263.00  |
| PWS | 31362    | City of Cockrell Hill                             | 0570038 | DALLAS     | 12/20/2007 | 2,203.00         | 441.00           | 0.00           | 1,762.00  | 1,762.00   |
| PWS | 34391    | City of Evant                                     | 0500015 | CORYELL    | 07/03/2008 | 2,095.00         | 419.00           | 1,676.00       | 0.00      | 0.00       |
| PWS | 35105    | City of Fairfield                                 | 0810001 | FREESTONE  | 07/03/2008 | 712.00           | 142.00           | 570.00         | 0.00      | 0.00       |
| PWS | 34352    | City of Forest Hill                               | 2200011 | TARRANT    | 03/08/2008 | 950.00           | 190.00           | 760.00         | 0.00      | 0.00       |

## Appendix 9: List of Administrative Orders Issued FY2008

### Singles Program

Date Range Selected : 09/01/2007 - 08/31/2008

| PGM | Case No. | Respondent Name         | TCEQ ID | County       | Order Date | Penalty Assessed | Penalty Deferred | Payable Amount | SEP Cost | SEP Offset |
|-----|----------|-------------------------|---------|--------------|------------|------------------|------------------|----------------|----------|------------|
| PWS | 29730    | City of Gatesville      | 0500002 | CORYELL      | 04/14/2008 | 7,553.00         | 0.00             | 0.00           | 7,553.00 | 7,553.00   |
| PWS | 33124    | City of Godley          | 1260007 | JOHNSON      | 11/19/2007 | 825.00           | 165.00           | 660.00         | 0.00     | 0.00       |
| PWS | 32000    | City of Granbury        | 1110001 | HOOD         | 11/09/2007 | 6,960.00         | 0.00             | 0.00           | 6,960.00 | 6,960.00   |
| PWS | 34327    | City of Granbury        | 1110001 | HOOD         | 02/25/2008 | 715.00           | 0.00             | 715.00         | 0.00     | 0.00       |
| PWS | 34757    | City of Gregory         | 2050001 | SAN PATRICIO | 04/28/2008 | 165.00           | 33.00            | 132.00         | 0.00     | 0.00       |
| PWS | 33741    | City of Gustine         | 0470003 | COMANCHE     | 02/08/2008 | 1,165.00         | 233.00           | 932.00         | 0.00     | 0.00       |
| PWS | 34524    | City of Hale Center     | 0950002 | HALE         | 04/28/2008 | 2,599.00         | 519.00           | 0.00           | 2,080.00 | 2,080.00   |
| PWS | 34661    | City of Hamilton        | 0970001 | HAMILTON     | 04/28/2008 | 4,687.00         | 937.00           | 0.00           | 3,750.00 | 3,750.00   |
| PWS | 32832    | City of Hamilton        | 0970001 | HAMILTON     | 10/25/2007 | 3,124.00         | 0.00             | 0.00           | 3,124.00 | 3,124.00   |
| PWS | 34475    | City of Itasca          | 1090003 | HILL         | 02/25/2008 | 218.00           | 43.00            | 175.00         | 0.00     | 0.00       |
| PWS | 34105    | City of Jayton          | 1320001 | KENT         | 04/28/2008 | 3,121.00         | 624.00           | 2,497.00       | 0.00     | 0.00       |
| PWS | 34800    | City of Kosse           | 1470003 | LIMESTONE    | 06/05/2008 | 8,108.00         | 1,621.00         | 6,487.00       | 0.00     | 0.00       |
| PWS | 32880    | City of Lacy Lakeview   | 1550033 | MCLENNAN     | 11/19/2007 | 10,053.00        | 2,010.00         | 0.00           | 8,043.00 | 8,043.00   |
| PWS | 33399    | City of Leona           | 1450008 | LEON         | 01/28/2008 | 2,437.00         | 0.00             | 2,437.00       | 0.00     | 0.00       |
| PWS | 34591    | City of Mart            | 1550005 | MCLENNAN     | 06/05/2008 | 9,877.00         | 1,975.00         | 7,902.00       | 0.00     | 0.00       |
| PWS | 33150    | City of Megargel        | 0050012 | ARCHER       | 10/04/2007 | 1,409.00         | 0.00             | 1,409.00       | 0.00     | 0.00       |
| PWS | 32519    | City of Megargel        | 0050012 | ARCHER       | 01/12/2008 | 2,473.00         | 0.00             | 2,473.00       | 0.00     | 0.00       |
| PWS | 35070    | City of Midway          | 1570003 | MADISON      | 07/03/2008 | 1,422.00         | 284.00           | 1,138.00       | 0.00     | 0.00       |
| PWS | 34375    | City Of New Home        | 1530004 | LYNN         | 07/21/2008 | 531.00           | 106.00           | 425.00         | 0.00     | 0.00       |
| PWS | 33109    | City of Newcastle       | 2520002 | YOUNG        | 11/09/2007 | 495.00           | 99.00            | 396.00         | 0.00     | 0.00       |
| PWS | 30860    | City of Nome            | 1230039 | JEFFERSON    | 03/08/2008 | 3,135.00         | 0.00             | 3,135.00       | 0.00     | 0.00       |
| PWS | 33761    | City of Paducah         | 0510001 | COTTLE       | 03/08/2008 | 3,097.00         | 619.00           | 2,478.00       | 0.00     | 0.00       |
| PWS | 34903    | City of Petrolia        | 0390002 | CLAY         | 04/28/2008 | 605.00           | 0.00             | 605.00         | 0.00     | 0.00       |
| PWS | 32269    | City of Point           | 1900004 | RAINS        | 02/08/2008 | 3,202.00         | 0.00             | 3,202.00       | 0.00     | 0.00       |
| PWS | 5319     | City of Point           | 1900004 | RAINS        | 07/21/2008 | 6,608.00         | 0.00             | 6,608.00       | 0.00     | 0.00       |
| PWS | 5917     | City of Rising Star     | 0670005 | EASTLAND     | 11/19/2007 | 2,925.00         | 585.00           | 0.00           | 2,340.00 | 2,340.00   |
| PWS | 35165    | City of Rockdale        | 1660002 | MILAM        | 07/21/2008 | 7,022.00         | 1,404.00         | 0.00           | 5,618.00 | 5,618.00   |
| PWS | 35414    | City of Roscoe          | 1770001 | NOLAN        | 08/29/2008 | 770.00           | 154.00           | 616.00         | 0.00     | 0.00       |
| PWS | 31640    | City of Royse City      | 1990002 | ROCKWALL     | 11/09/2007 | 3,360.00         | 672.00           | 0.00           | 2,688.00 | 2,688.00   |
| PWS | 33528    | City of Sour Lake       | 1000003 | HARDIN       | 04/28/2008 | 104.00           | 20.00            | 84.00          | 0.00     | 0.00       |
| PWS | 34565    | City of Southside Place | 1010023 | HARRIS       | 04/28/2008 | 2,571.00         | 0.00             | 0.00           | 2,571.00 | 2,571.00   |
| PWS | 35731    | City of Sulphur Springs | 1120002 | HOPKINS      | 08/15/2008 | 675.00           | 0.00             | 675.00         | 0.00     | 0.00       |
| PWS | 27296    | City of Tahoka          | 1530002 | LYNN         | 02/25/2008 | 7,150.00         | 1,430.00         | 5,720.00       | 0.00     | 0.00       |
| PWS | 34636    | City of Tatum           | 2010034 | RUSK         | 04/28/2008 | 2,343.00         | 468.00           | 1,875.00       | 0.00     | 0.00       |
| PWS | 34994    | City of Tyler           | 2120004 | SMITH        | 08/15/2008 | 5,295.00         | 1,059.00         | 4,236.00       | 0.00     | 0.00       |
| PWS | 6015     | City of Waco            | 1550008 | MCLENNAN     | 02/18/2008 | 8,412.00         | 0.00             | 8,412.00       | 0.00     | 0.00       |
| PWS | 34873    | City of Waco            | 1550008 | MCLENNAN     | 06/19/2008 | 322.00           | 64.00            | 258.00         | 0.00     | 0.00       |

## Appendix 9: List of Administrative Orders Issued FY2008

### Singles Program

Date Range Selected : 09/01/2007 - 08/31/2008

| PGM | Case No. | Respondent Name   | TCEQ ID | County     | Order Date | Penalty Assessed | Penalty Deferred | Payable Amount | SEP Cost | SEP Offset |
|-----|----------|---|---------|------------|------------|------------------|------------------|----------------|----------|------------|
| PWS | 7386     | City of West Tawakoni                                       | 1160012 | HUNT       | 04/28/2008 | 12,725.00        | 0.00             | 12,725.00      | 0.00     | 0.00       |
| PWS | 31568    | City of Wilmer  | 0570018 | DALLAS     | 09/21/2007 | 2,086.00         | 417.00           | 1,669.00       | 0.00     | 0.00       |
| PWS | 34668    | Clara Hills Civic Association                               | 0260022 | BURLESON   | 04/28/2008 | 342.00           | 68.00            | 274.00         | 0.00     | 0.00       |
| PWS | 32189    | Clayton WSC   | 1830030 | PANOLA     | 11/09/2007 | 770.00           | 0.00             | 770.00         | 0.00     | 0.00       |
| PWS | 33505    | Coming of Christ Full Gospel Church, A Community Church     | 0700080 | ELLIS      | 06/05/2008 | 440.00           | 88.00            | 352.00         | 0.00     | 0.00       |
| PWS | 32089    | COUNTRY PLACE NORTHWEST HOME OWNERS' ASSOCIATION, INC.      | 2390049 | WASHINGTON | 09/21/2007 | 1,900.00         | 380.00           | 1,520.00       | 0.00     | 0.00       |
| PWS | 34954    | Cross Country Water Supply Corporation                      | 1550059 | MCLENNAN   | 07/21/2008 | 378.00           | 75.00            | 303.00         | 0.00     | 0.00       |
| PWS | 34183    | DICKSON, CRAIG J  | 2370083 | WALLER     | 02/25/2008 | 1,395.00         | 0.00             | 1,395.00       | 0.00     | 0.00       |
| PWS | 33106    | DYCHE, JAMES A  | 1260034 | JOHNSON    | 12/20/2007 | 1,749.00         | 349.00           | 1,400.00       | 0.00     | 0.00       |
| PWS | 34620    | E. I. du Pont de Nemours and Company                        | 1810114 | ORANGE     | 08/29/2008 | 5,342.00         | 0.00             | 5,342.00       | 0.00     | 0.00       |
| PWS | 34984    | Eastex Lumber & Supply, LLC                                 | 1013311 | HARRIS     | 07/21/2008 | 1,250.00         | 250.00           | 1,000.00       | 0.00     | 0.00       |
| PWS | 33862    | El Paso County Water Control Improvement District 4         | 0710018 | EL PASO    | 12/20/2007 | 395.00           | 79.00            | 316.00         | 0.00     | 0.00       |
| PWS | 33285    | Emerald Valley Independent Aquatic Network, Ltd. Co.        | 0460206 | COMAL      | 12/20/2007 | 364.00           | 72.00            | 292.00         | 0.00     | 0.00       |
| PWS | 33078    | Forest Water Supply Corporation                             | 0370019 | CHEROKEE   | 11/09/2007 | 1,214.00         | 0.00             | 1,214.00       | 0.00     | 0.00       |
| PWS | 33312    | Fossil Rim Wildlife Center, Inc.                            | 2130032 | SOMERVELL  | 11/09/2007 | 315.00           | 63.00            | 252.00         | 0.00     | 0.00       |
| PWS | 32877    | G & W Water Supply Corporation                              | 0930048 | GRIMES     | 10/25/2007 | 840.00           | 168.00           | 672.00         | 0.00     | 0.00       |
| PWS | 33650    | Galveston County Waste Consolidated Independent District 19 | 0840028 | GALVESTON  | 01/12/2008 | 770.00           | 0.00             | 770.00         | 0.00     | 0.00       |
| PWS | 34558    | George Stebens Jr. dba Little Creek Acres Water System      | 1160069 | HUNT       | 04/03/2008 | 545.00           | 109.00           | 436.00         | 0.00     | 0.00       |
| PWS | 35120    | Ghuman Enterprise Inc.                                      | 1700737 | MONTGOMERY | 07/03/2008 | 490.00           | 98.00            | 392.00         | 0.00     | 0.00       |
| PWS | 34585    | Golinda Water Supply Corporation                            | 0730005 | FALLS      | 06/05/2008 | 315.00           | 63.00            | 252.00         | 0.00     | 0.00       |
| PWS | 33798    | Gray Utility Service, L.L.C.                                | 0360005 | CHAMBERS   | 01/12/2008 | 745.00           | 0.00             | 745.00         | 0.00     | 0.00       |
| PWS | 25098    | Grayson Hilltop Estates Water Supply Corporation            | 0910133 | GRAYSON    | 12/20/2007 | 2,205.00         | 0.00             | 2,205.00       | 0.00     | 0.00       |
| PWS | 29033    | H O E Water Supply Corporation                              | 1011101 | HARRIS     | 02/18/2008 | 629.00           | 0.00             | 629.00         | 0.00     | 0.00       |
| PWS | 34333    | Happy Hill Farm Children's Home, Inc.                       | 2130009 | SOMERVELL  | 05/22/2008 | 1,520.00         | 304.00           | 1,216.00       | 0.00     | 0.00       |
| PWS | 18129    | Hilco United Services, Inc.                                 | 1090038 | HILL       | 05/22/2008 | 1,387.00         | 0.00             | 1,387.00       | 0.00     | 0.00       |
| PWS | 26999    | Hinas Lodging Company                                       | 0450043 | COLORADO   | 05/18/2008 | 2,840.00         | 0.00             | 2,840.00       | 0.00     | 0.00       |
| PWS | 34548    | HOLLOWAY, EZEKIEL L   | 1330151 | KERR       | 03/08/2008 | 856.00           | 171.00           | 685.00         | 0.00     | 0.00       |
| PWS | 35377    | Houston County Water Control And Improvement District 1     | 1130010 | HOUSTON    | 08/29/2008 | 2,600.00         | 0.00             | 2,600.00       | 0.00     | 0.00       |
| PWS | 30107    | HUSTEAD, YETTA  | 0200492 |            | 05/04/2008 | 1,755.00         | 0.00             | 1,755.00       | 0.00     | 0.00       |
| PWS | 32759    | Hydro Conduit of Texas, LP                                  | 0080047 | AUSTIN     | 10/04/2007 | 1,552.00         | 310.00           | 1,242.00       | 0.00     | 0.00       |
| PWS | 34429    | INEOS USA LLC   | 0200132 | BRAZORIA   | 04/03/2008 | 632.00           | 0.00             | 632.00         | 0.00     | 0.00       |

## Appendix 9: List of Administrative Orders Issued FY2008

### Singles Program

Date Range Selected : 09/01/2007 - 08/31/2008

| PGM | Case No. | Respondent Name  | TCEQ ID | County      | Order Date | Penalty Assessed | Penalty Deferred | Payable Amount | SEP Cost | SEP Offset |
|-----|----------|--|---------|-------------|------------|------------------|------------------|----------------|----------|------------|
| PWS | 34139    | Iola Independent School District                           | 0930043 | GRIMES      | 01/12/2008 | 925.00           | 0.00             | 925.00         | 0.00     | 0.00       |
| PWS | 33680    | Iola Water Company, Inc.                                   | 0930013 | GRIMES      | 11/19/2007 | 755.00           | 0.00             | 755.00         | 0.00     | 0.00       |
| PWS | 26058    | JABOURI, AL  | 0200585 | BRAZORIA    | 12/08/2007 | 1,150.00         | 0.00             | 1,150.00       | 0.00     | 0.00       |
| PWS | 35293    | JRS Mart, Inc.   | 0200611 | BRAZORIA    | 07/21/2008 | 784.00           | 156.00           | 628.00         | 0.00     | 0.00       |
| PWS | 34936    | Katy Sun Parks, Ltd.                                       | 1011714 | HARRIS      | 06/19/2008 | 3,350.00         | 670.00           | 2,680.00       | 0.00     | 0.00       |
| PWS | 35258    | Kempner Water Supply Corporation                           | 1410028 | LAMPASAS    | 08/29/2008 | 1,523.00         | 304.00           | 0.00           | 1,219.00 | 1,219.00   |
| PWS | 34794    | Kent Distributors, Incorporated                            | 1650086 | MIDLAND     | 05/22/2008 | 6,440.00         | 0.00             | 6,440.00       | 0.00     | 0.00       |
| PWS | 33759    | KIA Enterprises, Inc.                                      | 1700735 | MONTGOMERY  | 02/18/2008 | 760.00           | 152.00           | 608.00         | 0.00     | 0.00       |
| PWS | 27080    | KRANZ, DOROTHY L   | 2320050 | UVALDE      | 02/08/2008 | 2,925.00         | 0.00             | 2,925.00       | 0.00     | 0.00       |
| PWS | 35109    | Lake Whitney Resorts, LLC                                  | 1090075 | HILL        | 07/03/2008 | 1,522.00         | 304.00           | 1,218.00       | 0.00     | 0.00       |
| PWS | 34173    | Leggett Water Supply Corporation                           | 1870007 | POLK        | 04/03/2008 | 4,830.00         | 0.00             | 4,830.00       | 0.00     | 0.00       |
| PWS | 31679    | LEWIS, ANITA *   | 0270006 | BURNET      | 09/21/2007 | 1,700.00         | 340.00           | 1,360.00       | 0.00     | 0.00       |
| PWS | 26016    | LEWIS, DEBRA ANN   | 2260105 | TOM GREEN   | 08/15/2008 | 11,840.00        | 0.00             | 11,840.00      | 0.00     | 0.00       |
| PWS | 33044    | Lilbert-Looneyville Water Supply Corporation               | 1740013 | NACOGDOCHES | 11/19/2007 | 3,387.00         | 677.00           | 2,710.00       | 0.00     | 0.00       |
| PWS | 33233    | Live Oak Resort, Inc.                                      | 2390050 | WASHINGTON  | 01/28/2008 | 2,572.00         | 514.00           | 2,058.00       | 0.00     | 0.00       |
| PWS | 33226    | Luke's Mobile Home Park, Inc.                              | 1840141 | PARKER      | 02/18/2008 | 1,750.00         | 350.00           | 1,400.00       | 0.00     | 0.00       |
| PWS | 34849    | Lumberton Municipal Utilities District                     | 1000035 | HARDIN      | 04/28/2008 | 900.00           | 180.00           | 720.00         | 0.00     | 0.00       |
| PWS | 32348    | M R K Investment Corp.                                     | 2400024 | WEBB        | 03/08/2008 | 600.00           | 120.00           | 480.00         | 0.00     | 0.00       |
| PWS | 35192    | MANUS, RANDAL PAUL   |         | PARKER      | 07/21/2008 | 570.00           | 114.00           | 456.00         | 0.00     | 0.00       |
| PWS | 34104    | Martindale Water Supply Corporation                        | 0280013 | CALDWELL    | 04/14/2008 | 571.00           | 0.00             | 571.00         | 0.00     | 0.00       |
| PWS | 34168    | Matagorda Waste Disposal And Water Supply Corporation      | 1610013 | MATAGORDA   | 03/08/2008 | 780.00           | 0.00             | 780.00         | 0.00     | 0.00       |
| PWS | 33679    | MAYHEW, BILL   | 1330137 | KERR        | 01/28/2008 | 312.00           | 62.00            | 250.00         | 0.00     | 0.00       |
| PWS | 34632    | Mclennan County WCID 2                                     | 1550002 | MCLENNAN    | 02/25/2008 | 460.00           | 92.00            | 368.00         | 0.00     | 0.00       |
| PWS | 35128    | McMullen County Water Control & Improvement District No. 1 | 1560002 | MCMULLEN    | 08/29/2008 | 3,687.00         | 737.00           | 2,950.00       | 0.00     | 0.00       |
| PWS | 32367    | MECAN, DORA MAE  | 2410058 |             | 06/11/2008 | 1,050.00         | 0.00             | 1,050.00       | 0.00     | 0.00       |
| PWS | 34177    | MILLER, BARBARA  | 0790190 |             | 07/23/2008 | 29,750.00        | 0.00             | 29,750.00      | 0.00     | 0.00       |
| PWS | 33802    | MITTAL, A K  | 1520180 | LUBBOCK     | 01/28/2008 | 249.00           | 49.00            | 200.00         | 0.00     | 0.00       |
| PWS | 34137    | Monarch Utilities I L.P.                                   | 1260025 | JOHNSON     | 01/28/2008 | 1,417.00         | 283.00           | 1,134.00       | 0.00     | 0.00       |
| PWS | 33960    | Monarch Utilities I L.P.                                   | 1070206 | HENDERSON   | 02/18/2008 | 740.00           | 0.00             | 740.00         | 0.00     | 0.00       |
| PWS | 34101    | Monarch Utilities I L.P.                                   | 1260074 | JOHNSON     | 01/28/2008 | 2,835.00         | 567.00           | 2,268.00       | 0.00     | 0.00       |
| PWS | 34196    | MOORE, KIM   | 0720035 |             | 04/14/2008 | 1,375.00         | 275.00           | 1,100.00       | 0.00     | 0.00       |
| PWS | 26557    | Mountain Breeze, L.L.C.                                    | 0460190 | COMAL       | 02/18/2008 | 5,160.00         | 0.00             | 5,160.00       | 0.00     | 0.00       |
| PWS | 32268    | MOUSAVI, REZA S  | 1520208 | LUBBOCK     | 02/25/2008 | 312.00           | 62.00            | 250.00         | 0.00     | 0.00       |
| PWS | 25741    | N.D.N.Y. Enterprises, Inc.                                 | 0040051 | ARANSAS     | 11/14/2007 | 3,200.00         | 0.00             | 3,200.00       | 0.00     | 0.00       |

\* There are Multiple Respondent Names associated to this Case No.

## Appendix 9: List of Administrative Orders Issued FY2008

### Singles Program

Date Range Selected : 09/01/2007 - 08/31/2008

| PGM | Case No. | Respondent Name   | TCEQ ID | County       | Order Date | Penalty Assessed | Penalty Deferred | Payable Amount | SEP Cost | SEP Offset |
|-----|----------|---|---------|--------------|------------|------------------|------------------|----------------|----------|------------|
| PWS | 35172    | NEELY, JACK   | 2120051 | SMITH        | 07/03/2008 | 392.00           | 0.00             | 392.00         | 0.00     | 0.00       |
| PWS | 33464    | NGUYEN, JOHN *  | 1012929 | HARRIS       | 01/12/2008 | 994.00           | 198.00           | 796.00         | 0.00     | 0.00       |
| PWS | 34879    | North Bosque Water Supply Corporation                           | 1550088 | MCLENNAN     | 04/14/2008 | 535.00           | 107.00           | 428.00         | 0.00     | 0.00       |
| PWS | 34619    | North Hamilton Hill Water Supply Corporation                    | 1980011 | ROBERTSON    | 03/08/2008 | 535.00           | 107.00           | 428.00         | 0.00     | 0.00       |
| PWS | 32821    | North Milam Water Supply Corporation                            | 1660011 | MILAM        | 10/25/2007 | 4,266.00         | 853.00           | 0.00           | 3,413.00 | 3,413.00   |
| PWS | 32869    | Northeast Washington County Water Supply Corporation            | 2390043 | WASHINGTON   | 10/25/2007 | 3,727.00         | 745.00           | 2,982.00       | 0.00     | 0.00       |
| PWS | 34176    | Occidental Permian Ltd.   | 2510018 | YOAKUM       | 02/08/2008 | 292.00           | 0.00             | 292.00         | 0.00     | 0.00       |
| PWS | 32934    | Palo Duro Service Company, Inc.                                 | 1840100 | PARKER       | 09/21/2007 | 420.00           | 84.00            | 336.00         | 0.00     | 0.00       |
| PWS | 34662    | Palo Duro Service Company, Inc.                                 | 2490028 | WISE         | 05/22/2008 | 962.00           | 192.00           | 770.00         | 0.00     | 0.00       |
| PWS | 34970    | Peachleaf Associates Venture #1, L.P.                           | 1012321 | HARRIS       | 07/21/2008 | 2,250.00         | 0.00             | 2,250.00       | 0.00     | 0.00       |
| PWS | 31226    | POSADA, FELIPE  | 2350055 | VICTORIA     | 07/09/2008 | 3,098.00         | 0.00             | 3,098.00       | 0.00     | 0.00       |
| PWS | 33482    | Post Oak Development of Texas, Inc.                             | 1630045 | MEDINA       | 01/12/2008 | 744.00           | 148.00           | 596.00         | 0.00     | 0.00       |
| PWS | 34955    | Post Oak Special Utility District                               | 1090030 | HILL         | 07/21/2008 | 668.00           | 134.00           | 534.00         | 0.00     | 0.00       |
| PWS | 30508    | R&R Mobile Home Management, Inc.                                | 2460031 | WILLIAMSON   | 04/14/2008 | 1,595.00         | 0.00             | 1,595.00       | 0.00     | 0.00       |
| PWS | 29007    | Racetrac Petroleum, Inc.  | 1012927 | HARRIS       | 02/25/2008 | 1,200.00         | 0.00             | 1,200.00       | 0.00     | 0.00       |
| PWS | 24987    | Ramming Land, LLC   | 0150393 | BEXAR        | 09/21/2007 | 7,280.00         | 0.00             | 7,280.00       | 0.00     | 0.00       |
| PWS | 34571    | Red River Authority of Texas                                    | 0390021 | CLAY         | 03/08/2008 | 7,240.00         | 0.00             | 7,240.00       | 0.00     | 0.00       |
| PWS | 33506    | Red River Redevelopment Authority                               | 0190021 | BOWIE        | 01/12/2008 | 2,600.00         | 0.00             | 2,600.00       | 0.00     | 0.00       |
| PWS | 35099    | Rincon Water Supply Corporation                                 | 2050057 | SAN PATRICIO | 07/21/2008 | 3,071.00         | 614.00           | 0.00           | 2,457.00 | 2,457.00   |
| PWS | 33203    | Rio Brazos Water Supply Corporation                             | 1840004 | PARKER       | 11/09/2007 | 154.00           | 30.00            | 124.00         | 0.00     | 0.00       |
| PWS | 34863    | Rochelle Water Supply Corporation                               | 1540004 | MCCULLOCH    | 03/08/2008 | 655.00           | 131.00           | 524.00         | 0.00     | 0.00       |
| PWS | 23808    | S.L.C. Water Supply Corporation                                 | 1470031 | LIMESTONE    | 04/03/2008 | 5,182.00         | 0.00             | 5,182.00       | 0.00     | 0.00       |
| PWS | 35458    | Salado WSC  | 0140035 | BELL         | 08/15/2008 | 1,107.00         | 221.00           | 886.00         | 0.00     | 0.00       |
| PWS | 32852    | Shaded Lane Water Company, Inc.                                 | 1260103 | JOHNSON      | 10/25/2007 | 472.00           | 94.00            | 378.00         | 0.00     | 0.00       |
| PWS | 34487    | SHIVERS, DAVID E  | 2010042 | RUSK         | 02/08/2008 | 354.00           | 0.00             | 354.00         | 0.00     | 0.00       |
| PWS | 32502    | Southeast Kaufman Water Supply Corporation                      | 1290042 | KAUFMAN      | 10/25/2007 | 1,045.00         | 209.00           | 836.00         | 0.00     | 0.00       |
| PWS | 34516    | Southwest Texas District of the Pentacostal Church of God, Inc. | 0460128 | COMAL        | 02/25/2008 | 1,887.00         | 0.00             | 1,887.00       | 0.00     | 0.00       |
| PWS | 34190    | SOZA, MICHAEL   | 2270030 | TRAVIS       | 07/07/2008 | 11,890.00        | 0.00             | 11,890.00      | 0.00     | 0.00       |
| PWS | 33290    | Sparta Oaks Water Corporation                                   | 0140168 | BELL         | 01/12/2008 | 787.00           | 157.00           | 630.00         | 0.00     | 0.00       |
| PWS | 35641    | Stryker Lake Water Supply Corporation                           | 0370033 | CHEROKEE     | 08/15/2008 | 347.00           | 0.00             | 347.00         | 0.00     | 0.00       |
| PWS | 34103    | Tall Oaks Estates Water System                                  | 2340033 | VAN ZANDT    | 07/03/2008 | 1,312.00         | 262.00           | 1,050.00       | 0.00     | 0.00       |
| PWS | 33647    | Taylor Petroleum Companies, Inc.                                | 1520229 | LUBBOCK      | 03/08/2008 | 2,788.00         | 557.00           | 2,231.00       | 0.00     | 0.00       |
| PWS | 27418    | Tempe Water Supply Corporation                                  | 1870105 | POLK         | 08/10/2008 | 650.00           | 0.00             | 650.00         | 0.00     | 0.00       |
| PWS | 34427    | Texas Department of Transportation                              | 0950066 | HALE         | 04/28/2008 | 1,450.00         | 290.00           | 0.00           | 1,160.00 | 1,160.00   |

\* There are Multiple Respondent Names associated to this Case No.

## Appendix 9: List of Administrative Orders Issued FY2008

### Singles Program

Date Range Selected : 09/01/2007 - 08/31/2008

| PGM                               | Case No. | Respondent Name                                | TCEQ ID | County     | Order Date | Penalty Assessed | Penalty Deferred  | Payable Amount   | SEP Cost          | SEP Offset       |                  |
|-----------------------------------|----------|--|---------|------------|------------|------------------|-------------------|------------------|-------------------|------------------|------------------|
| PWS                               | 34590    | Texas H2O, Inc.                                | 1110127 | HOOD       | 04/28/2008 | 2,730.00         | 546.00            | 2,184.00         | 0.00              | 0.00             |                  |
| PWS                               | 32851    | Texas H2O, Inc.                                | 2200186 | TARRANT    | 10/04/2007 | 1,496.00         | 299.00            | 1,197.00         | 0.00              | 0.00             |                  |
| PWS                               | 35174    | Texas State Technical College                  | 1550138 | MCLENNAN   | 08/15/2008 | 6,406.00         | 1,281.00          | 5,125.00         | 0.00              | 0.00             |                  |
| PWS                               | 34484    | Texas-American Water Company                   | 0200065 | BRAZORIA   | 04/03/2008 | 372.00           | 0.00              | 372.00           | 0.00              | 0.00             |                  |
| PWS                               | 31132    | THOMAS, TOMMY JOE                              | 1010686 | HARRIS     | 06/05/2008 | 1,494.00         | 0.00              | 1,494.00         | 0.00              | 0.00             |                  |
| PWS                               | 33538    | Thompson Heights Development Company           | 0910085 | GRAYSON    | 01/28/2008 | 1,260.00         | 252.00            | 1,008.00         | 0.00              | 0.00             |                  |
| PWS                               | 34935    | TONDRE, MAE DELL                               | 0790070 | FORT BEND  | 06/19/2008 | 1,725.00         | 0.00              | 1,725.00         | 0.00              | 0.00             |                  |
| PWS                               | 34708    | TOTAL PETROCHEMICALS USA, INC.                 | 1230048 | JEFFERSON  | 07/03/2008 | 690.00           | 138.00            | 552.00           | 0.00              | 0.00             |                  |
| PWS                               | 34592    | TurboCare, Inc.                                | 1013167 | HARRIS     | 05/22/2008 | 210.00           | 42.00             | 168.00           | 0.00              | 0.00             |                  |
| PWS                               | 33510    | Walnut Creek Special Utility District          | 1840008 | PARKER     | 06/05/2008 | 2,000.00         | 0.00              | 2,000.00         | 0.00              | 0.00             |                  |
| PWS                               | 5631     | WALTON, CONRAD G                               | 2390019 | WASHINGTON | 01/12/2008 | 4,125.00         | 0.00              | 4,125.00         | 0.00              | 0.00             |                  |
| PWS                               | 14288    | Water Association Of North Lake, Inc.          | 0610171 | DENTON     | 06/11/2008 | 2,813.00         | 0.00              | 2,813.00         | 0.00              | 0.00             |                  |
| PWS                               | 32209    | West Harrison Water Supply Corporation         | 1020078 | HARRISON   | 10/04/2007 | 798.00           | 159.00            | 639.00           | 0.00              | 0.00             |                  |
| PWS                               | 25834    | West Jefferson County Municipal Water District | 1230021 | JEFFERSON  | 06/19/2008 | 1,510.00         | 0.00              | 0.00             | 1,510.00          | 1,510.00         |                  |
| PWS                               | 33681    | WHEELER, DARRYL                                | 1870116 | POLK       | 01/28/2008 | 2,160.00         | 432.00            | 1,728.00         | 0.00              | 0.00             |                  |
| PWS                               | 34624    | ZULEJKIC, DAVID                                | 1260106 | JOHNSON    | 06/05/2008 | 4,690.00         | 938.00            | 3,752.00         | 0.00              | 0.00             |                  |
| <b>PWS Orders Issued: 186</b>     |          |  |         |            |            | <b>Total:</b>    | <b>438,967.00</b> | <b>37,293.00</b> | <b>328,691.00</b> | <b>72,983.00</b> | <b>72,983.00</b> |
| UIC                               | 33920    | Mestena Uranium, L.L.C.                        | WDW366  | BROOKS     | 01/12/2008 | 2,000.00         | 400.00            | 1,600.00         | 0.00              | 0.00             |                  |
| <b>UIC Orders Issued: 1</b>       |          |  |         |            |            | <b>Total:</b>    | <b>2,000.00</b>   | <b>400.00</b>    | <b>1,600.00</b>   | <b>0.00</b>      | <b>0.00</b>      |
| WATERIGHT                         | 35225    | ADEXCO OPERATING COMPANY                       |         | PARKER     | 08/29/2008 | 350.00           | 0.00              | 350.00           | 0.00              | 0.00             |                  |
| WATERIGHT                         | 35432    | Chesapeake Energy Marketing, Inc.              |         | JOHNSON    | 08/15/2008 | 641.00           | 128.00            | 513.00           | 0.00              | 0.00             |                  |
| WATERIGHT                         | 34420    | CHOLLA PETROLEUM, INC.                         |         | KENT       | 11/19/2007 | 350.00           | 0.00              | 350.00           | 0.00              | 0.00             |                  |
| WATERIGHT                         | 35075    | FORTSON, JAMES E                               |         | NAVARRO    | 08/15/2008 | 350.00           | 0.00              | 350.00           | 0.00              | 0.00             |                  |
| WATERIGHT                         | 35253    | Granite Construction Company                   |         | LUBBOCK    | 06/19/2008 | 350.00           | 0.00              | 350.00           | 0.00              | 0.00             |                  |
| WATERIGHT                         | 33040    | LGI Land, Ltd.                                 |         | COLLIN     | 01/28/2008 | 1,312.00         | 0.00              | 1,312.00         | 0.00              | 0.00             |                  |
| WATERIGHT                         | 32620    | Rancho Viejo Cattle Company, Ltd.              |         | UVALDE     | 10/04/2007 | 5,250.00         | 1,050.00          | 4,200.00         | 0.00              | 0.00             |                  |
| <b>WATERIGHT Orders Issued: 7</b> |          |  |         |            |            | <b>Total:</b>    | <b>8,603.00</b>   | <b>1,178.00</b>  | <b>7,425.00</b>   | <b>0.00</b>      | <b>0.00</b>      |

## Appendix 9: List of Administrative Orders Issued FY2008

### Singles Program

Date Range Selected : 09/01/2007 - 08/31/2008

| PGM | Case No. | Respondent Name                           | TCEQ ID      | County     | Order Date | Penalty Assessed | Penalty Deferred | Payable Amount | SEP Cost  | SEP Offset |
|-----|----------|---|--------------|------------|------------|------------------|------------------|----------------|-----------|------------|
| WQ  | 32662    | 685 Cedar Creek, Ltd.                     | 13-06120101  | BEXAR      | 10/04/2007 | 8,250.00         | 1,650.00         | 6,600.00       | 0.00      | 0.00       |
| WQ  | 33265    | A T HOLDING-COPPER RIDGE LLC              | 13-07021302  | COMAL      | 11/09/2007 | 2,000.00         | 400.00           | 1,600.00       | 0.00      | 0.00       |
| WQ  | 35273    | AAA Sanitation, Inc.                      | 20253        | SMITH      | 06/19/2008 | 750.00           | 150.00           | 600.00         | 0.00      | 0.00       |
| WQ  | 34799    | Aguado Stone Incorporated                 |              | BELL       | 06/19/2008 | 2,500.00         | 500.00           | 2,000.00       | 0.00      | 0.00       |
| WQ  | 34754    | AHZ, LLC *                                | 13-07071301  | BEXAR      | 04/14/2008 | 10,500.00        | 2,100.00         | 8,400.00       | 0.00      | 0.00       |
| WQ  | 33529    | Air Liquide Large Industries U.S. LP      | TX0065021    | BRAZORIA   | 01/28/2008 | 8,250.00         | 1,650.00         | 6,600.00       | 0.00      | 0.00       |
| WQ  | 35347    | Allco, Inc.                               |              | JEFFERSON  | 07/21/2008 | 2,700.00         | 540.00           | 2,160.00       | 0.00      | 0.00       |
| WQ  | 35423    | AMC Facilities, LP                        | TX0083836    | HARRIS     | 07/21/2008 | 4,770.00         | 954.00           | 3,816.00       | 0.00      | 0.00       |
| WQ  | 34857    | American Plant Food Corporation           | TXR05X257    | FREESTONE  | 06/19/2008 | 3,150.00         | 630.00           | 2,520.00       | 0.00      | 0.00       |
| WQ  | 35074    | Ameri-Forge Group Inc.                    | TXR05P045    | TYLER      | 06/05/2008 | 700.00           | 0.00             | 700.00         | 0.00      | 0.00       |
| WQ  | 32635    | Ameri-Forge Limited                       | TX0113972    | HARRIS     | 09/21/2007 | 7,080.00         | 1,416.00         | 5,664.00       | 0.00      | 0.00       |
| WQ  | 33456    | Aqua Development, Inc.                    | TPDES0123013 | FORT BEND  | 01/12/2008 | 2,910.00         | 582.00           | 2,328.00       | 0.00      | 0.00       |
| WQ  | 33556    | Aqua Development, Inc.                    | TX0103705    | HARRIS     | 12/20/2007 | 5,960.00         | 1,192.00         | 4,768.00       | 0.00      | 0.00       |
| WQ  | 33320    | Aqua Development, Inc.                    | TX0122661    | DENTON     | 12/20/2007 | 2,574.00         | 514.00           | 2,060.00       | 0.00      | 0.00       |
| WQ  | 33342    | Aqua Development, Inc.                    | TX0117846    | MONTGOMERY | 12/20/2007 | 4,712.00         | 942.00           | 3,770.00       | 0.00      | 0.00       |
| WQ  | 33343    | Aqua Development, Inc.                    | TX0122459    | FORT BEND  | 02/18/2008 | 12,650.00        | 2,530.00         | 10,120.00      | 0.00      | 0.00       |
| WQ  | 31626    | Aqua Utilities, Inc. dba Aqua Texas, Inc. | TX0068683000 | HARRIS     | 09/21/2007 | 7,880.00         | 1,576.00         | 6,304.00       | 0.00      | 0.00       |
| WQ  | 32247    | Aqua Utilities, Inc. dba Aqua Texas, Inc. | TPDES0089915 | HARRIS     | 01/28/2008 | 7,020.00         | 1,404.00         | 5,616.00       | 0.00      | 0.00       |
| WQ  | 32248    | Aqua Utilities, Inc. dba Aqua Texas, Inc. | TX0079251    | ORANGE     | 12/20/2007 | 3,300.00         | 660.00           | 2,640.00       | 0.00      | 0.00       |
| WQ  | 32150    | Aqua Utilities, Inc. dba Aqua Texas, Inc. | TPDES0083976 | HARRIS     | 09/21/2007 | 1,560.00         | 312.00           | 1,248.00       | 0.00      | 0.00       |
| WQ  | 33341    | Ashler Oaks, LLC                          |              | BEXAR      | 10/25/2007 | 1,875.00         | 375.00           | 1,500.00       | 0.00      | 0.00       |
| WQ  | 34497    | ATCO-VALLEY PLAZA, LLC                    | WQ0001222000 | HARRIS     | 04/14/2008 | 3,600.00         | 720.00           | 2,880.00       | 0.00      | 0.00       |
| WQ  | 34816    | Aus-Tex Parts & Services, Ltd.            | TX0117676    | HAYS       | 04/28/2008 | 7,000.00         | 1,400.00         | 5,600.00       | 0.00      | 0.00       |
| WQ  | 34515    | Austin Equipment Company, LC              | 11-05022201  | WILLIAMSON | 03/08/2008 | 3,410.00         | 682.00           | 1,364.00       | 1,364.00  | 1,364.00   |
| WQ  | 35477    | Babin Machine Works, Inc.                 | TXRNEV697    | JEFFERSON  | 08/29/2008 | 700.00           | 0.00             | 700.00         | 0.00      | 0.00       |
| WQ  | 34434    | BAE Systems Tactical Vehicle Systems LP   | TX0085936    | AUSTIN     | 06/05/2008 | 28,244.00        | 5,648.00         | 11,298.00      | 11,298.00 | 11,298.00  |
| WQ  | 33049    | Ballater, Ltd.                            |              | MONTGOMERY | 10/25/2007 | 2,700.00         | 540.00           | 2,160.00       | 0.00      | 0.00       |
| WQ  | 34112    | Barker Development Company, LLC           |              | PARKER     | 03/08/2008 | 2,000.00         | 400.00           | 1,600.00       | 0.00      | 0.00       |
| WQ  | 32579    | BARKLEY, RICHARD B                        |              | MONTGOMERY | 10/25/2007 | 188.00           | 37.00            | 151.00         | 0.00      | 0.00       |
| WQ  | 35422    | BCWK, LP                                  | TX0067539    | HARRIS     | 08/15/2008 | 3,240.00         | 648.00           | 2,592.00       | 0.00      | 0.00       |
| WQ  | 29197    | Benavides Custom Homes, LLC               | TXR152927    |            | 11/19/2007 | 3,150.00         | 0.00             | 3,150.00       | 0.00      | 0.00       |
| WQ  | 32868    | Benbrook, LLC                             | TPDES0093092 | TARRANT    | 02/08/2008 | 10,126.00        | 6,526.00         | 3,600.00       | 0.00      | 0.00       |
| WQ  | 34907    | Best Materials, Inc.                      | TXR05R720    | ROBERTSON  | 05/22/2008 | 835.00           | 167.00           | 668.00         | 0.00      | 0.00       |
| WQ  | 29281    | Blacksher Development Corporation         | WQ0013691001 | ORANGE     | 11/29/2007 | 29,577.00        | 0.00             | 29,577.00      | 0.00      | 0.00       |
| WQ  | 33487    | BlakeLee Builders, Inc.                   |              | TAYLOR     | 11/19/2007 | 1,000.00         | 200.00           | 800.00         | 0.00      | 0.00       |
| WQ  | 34121    | Bloomington Independent School District   | TX0127353    | VICTORIA   | 02/08/2008 | 1,240.00         | 248.00           | 992.00         | 0.00      | 0.00       |

\* There are Multiple Respondent Names associated to this Case No.

## Appendix 9: List of Administrative Orders Issued FY2008

### Singles Program

Date Range Selected : 09/01/2007 - 08/31/2008

| PGM | Case No. | Respondent Name                                   | TCEQ ID      | County    | Order Date | Penalty Assessed | Penalty Deferred | Payable Amount | SEP Cost  | SEP Offset |
|-----|----------|---|--------------|-----------|------------|------------------|------------------|----------------|-----------|------------|
| WQ  | 33699    | Bobby Gene Rowland                                | TXR152240    | WICHITA   | 02/08/2008 | 1,625.00         | 325.00           | 1,300.00       | 0.00      | 0.00       |
| WQ  | 26386    | Boraas Properties, Inc.                           | TPDES0101346 | GRAYSON   | 11/04/2007 | 11,385.00        | 0.00             | 11,385.00      | 0.00      | 0.00       |
| WQ  | 34474    | Bowles Construction Co.                           |              | ERATH     | 11/19/2007 | 700.00           | 0.00             | 700.00         | 0.00      | 0.00       |
| WQ  | 34764    | Boyett Construction, L.L.C.                       |              | ORANGE    | 04/14/2008 | 1,680.00         | 336.00           | 1,344.00       | 0.00      | 0.00       |
| WQ  | 32512    | BROADMORE CUSTOM HOMES LP                         |              | WISE      | 11/09/2007 | 1,900.00         | 380.00           | 1,520.00       | 0.00      | 0.00       |
| WQ  | 33494    | Brookeland Fresh Water Supply District            | TX0031283    | JASPER    | 02/08/2008 | 7,770.00         | 1,554.00         | 6,216.00       | 0.00      | 0.00       |
| WQ  | 23644    | Brookeland Independent School District            | WQ0013092001 | SABINE    | 04/03/2008 | 4,500.00         | 900.00           | 0.00           | 3,600.00  | 3,600.00   |
| WQ  | 33305    | Brookshire Municipal Water District               | TX0025046    | WALLER    | 12/20/2007 | 2,410.00         | 482.00           | 0.00           | 1,928.00  | 1,928.00   |
| WQ  | 34657    | BUFLER, ROGER                                     |              | ANDREWS   | 04/03/2008 | 950.00           | 190.00           | 760.00         | 0.00      | 0.00       |
| WQ  | 25840    | BULLOCK, DORIS                                    |              | HARDIN    | 04/04/2008 | 4,575.00         | 0.00             | 4,575.00       | 0.00      | 0.00       |
| WQ  | 33130    | Bulverde Area Rural Library District              | 13-07010301  | COMAL     | 11/19/2007 | 1,875.00         | 375.00           | 1,500.00       | 0.00      | 0.00       |
| WQ  | 34208    | BYRON, CORY                                       | WQ0003372000 | EL PASO   | 04/14/2008 | 2,040.00         | 408.00           | 1,632.00       | 0.00      | 0.00       |
| WQ  | 33261    | Canyon Vista Custom Homes, LLC                    |              | TRAVIS    | 07/09/2008 | 1,050.00         | 0.00             | 1,050.00       | 0.00      | 0.00       |
| WQ  | 33043    | Charley's Concrete Co., Ltd.                      | TXG110353    | DENTON    | 10/04/2007 | 2,500.00         | 500.00           | 2,000.00       | 0.00      | 0.00       |
| WQ  | 33545    | Charley's Concrete Co., Ltd.                      | TXG110354    | WISE      | 02/08/2008 | 6,790.00         | 0.00             | 6,790.00       | 0.00      | 0.00       |
| WQ  | 33221    | Chemicals Incorporated                            | TX0118427    | HARRIS    | 11/09/2007 | 2,780.00         | 556.00           | 2,224.00       | 0.00      | 0.00       |
| WQ  | 34159    | Chusei (U.S.A.), Inc.                             | TX0112704    | HARRIS    | 02/08/2008 | 7,750.00         | 1,550.00         | 3,100.00       | 3,100.00  | 3,100.00   |
| WQ  | 35132    | City of Alba                                      | TX0022489    | WOOD      | 06/19/2008 | 8,000.00         | 1,600.00         | 0.00           | 6,400.00  | 6,400.00   |
| WQ  | 34797    | City of Angleton                                  | TX0056316    | BRAZORIA  | 04/14/2008 | 11,250.00        | 2,250.00         | 0.00           | 9,000.00  | 9,000.00   |
| WQ  | 32865    | City of Angus                                     | TX0073032    | NAVARRO   | 11/09/2007 | 1,590.00         | 318.00           | 1,272.00       | 0.00      | 0.00       |
| WQ  | 32874    | City of Anna                                      | TPDES0056677 | COLLIN    | 12/20/2007 | 14,535.00        | 0.00             | 0.00           | 14,535.00 | 14,535.00  |
| WQ  | 33048    | City of Annona                                    | TX0022705    | RED RIVER | 10/25/2007 | 4,830.00         | 966.00           | 0.00           | 3,864.00  | 3,864.00   |
| WQ  | 35155    | City of Archer City                               | TX0054518    | ARCHER    | 07/21/2008 | 16,575.00        | 3,315.00         | 13,260.00      | 0.00      | 0.00       |
| WQ  | 34840    | City of Arlington                                 |              | TARRANT   | 08/29/2008 | 10,000.00        | 0.00             | 0.00           | 10,000.00 | 10,000.00  |
| WQ  | 31238    | City of Avinger                                   | TPDES0071803 | CASS      | 04/03/2008 | 13,734.00        | 2,747.00         | 10,987.00      | 0.00      | 0.00       |
| WQ  | 34826    | City of Azle                                      | TX0023116    | TARRANT   | 08/29/2008 | 25,920.00        | 0.00             | 0.00           | 25,920.00 | 25,920.00  |
| WQ  | 32428    | City of Bartlett                                  | TX0027006    | BELL      | 10/04/2007 | 10,280.00        | 2,056.00         | 0.00           | 8,224.00  | 8,224.00   |
| WQ  | 35154    | City of Bells                                     | TX0053368    | GRAYSON   | 08/29/2008 | 13,750.00        | 2,750.00         | 0.00           | 11,000.00 | 11,000.00  |
| WQ  | 32114    | City of Big Lake                                  | TPDES0023426 | REAGAN    | 11/09/2007 | 24,850.00        | 4,970.00         | 0.00           | 19,880.00 | 19,880.00  |
| WQ  | 12092    | City of Brownsboro                                | WQ0010540001 | HENDERSON | 11/09/2007 | 6,800.00         | 1,360.00         | 5,440.00       | 0.00      | 0.00       |
| WQ  | 31279    | City of Buda and Guadalupe-Blanco River Authority | TPDES0057436 | HAYS      | 12/20/2007 | 3,630.00         | 726.00           | 0.00           | 2,904.00  | 2,904.00   |
| WQ  | 35181    | City of Bynum                                     | TX0069043    | HILL      | 07/21/2008 | 1,070.00         | 214.00           | 856.00         | 0.00      | 0.00       |
| WQ  | 34948    | City of Cameron                                   | 0010004001   | MILAM     | 06/05/2008 | 1,150.00         | 230.00           | 920.00         | 0.00      | 0.00       |
| WQ  | 32435    | City of Charlotte                                 | TX0033375    | ATASCOSA  | 10/25/2007 | 8,122.00         | 1,624.00         | 0.00           | 6,498.00  | 6,498.00   |
| WQ  | 35088    | City of Childress                                 | WQ0010076003 | CHILDRESS | 07/03/2008 | 5,450.00         | 1,090.00         | 4,360.00       | 0.00      | 0.00       |
| WQ  | 33283    | City of Cleveland                                 | TX0053473    | LIBERTY   | 11/09/2007 | 1,287.00         | 257.00           | 0.00           | 1,030.00  | 1,030.00   |



## Appendix 9: List of Administrative Orders Issued FY2008

### Singles Program

Date Range Selected : 09/01/2007 - 08/31/2008

| PGM | Case No. | Respondent Name        | TCEQ ID      | County       | Order Date | Penalty Assessed | Penalty Deferred | Payable Amount | SEP Cost  | SEP Offset |
|-----|----------|------------------------|--------------|--------------|------------|------------------|------------------|----------------|-----------|------------|
| WQ  | 28815    | City of Collinsville   | TPDES0034410 | GRAYSON      | 03/08/2008 | 24,955.00        | 4,991.00         | 0.00           | 19,964.00 | 19,964.00  |
| WQ  | 24899    | City of Collinsville   | WQ0010151001 | GRAYSON      | 02/08/2008 | 3,820.00         | 764.00           | 0.00           | 3,056.00  | 3,056.00   |
| WQ  | 33113    | City of Colorado City  | WQ0010077001 | MITCHELL     | 11/19/2007 | 2,875.00         | 575.00           | 2,300.00       | 0.00      | 0.00       |
| WQ  | 32578    | City of Commerce       | TX0020591    | HUNT         | 10/04/2007 | 7,450.00         | 0.00             | 0.00           | 7,450.00  | 7,450.00   |
| WQ  | 33484    | City of Corinth        |              | DENTON       | 01/12/2008 | 3,850.00         | 0.00             | 0.00           | 3,850.00  | 3,850.00   |
| WQ  | 34626    | City of Corpus Christi | TPDES0047074 | NUECES       | 04/28/2008 | 42,810.00        | 0.00             | 0.00           | 42,810.00 | 42,810.00  |
| WQ  | 32580    | City of Covington      | TX0084395    | HILL         | 12/20/2007 | 14,145.00        | 2,829.00         | 11,316.00      | 0.00      | 0.00       |
| WQ  | 26004    | City of Cranfills Gap  | TPDES0122360 | BOSQUE       | 02/25/2008 | 16,100.00        | 3,220.00         | 12,880.00      | 0.00      | 0.00       |
| WQ  | 32829    | City of Crockett       | TX0070831    | HOUSTON      | 09/21/2007 | 4,350.00         | 870.00           | 3,480.00       | 0.00      | 0.00       |
| WQ  | 26202    | City of Crockett       | TPDES0070831 | HOUSTON      | 04/03/2008 | 7,865.00         | 0.00             | 0.00           | 7,865.00  | 7,865.00   |
| WQ  | 35202    | City of Crowell        | TX0023370    | FOARD        | 08/29/2008 | 14,000.00        | 2,800.00         | 11,200.00      | 0.00      | 0.00       |
| WQ  | 30882    | City of De Kalb        | TPDES0069671 | BOWIE        | 02/25/2008 | 9,675.00         | 0.00             | 0.00           | 9,675.00  | 9,675.00   |
| WQ  | 32888    | City of De Leon        | TX0054844    | COMANCHE     | 11/09/2007 | 9,945.00         | 1,989.00         | 7,956.00       | 0.00      | 0.00       |
| WQ  | 34080    | City Of DeSoto         |              | DALLAS       | 02/25/2008 | 18,825.00        | 0.00             | 18,825.00      | 0.00      | 0.00       |
| WQ  | 24393    | City of Dilley         | TPDES0115282 | FRIO         | 07/03/2008 | 2,540.00         | 508.00           | 0.00           | 2,032.00  | 2,032.00   |
| WQ  | 32606    | City Of Eden           | TX0079804    | CONCHO       | 09/21/2007 | 8,544.00         | 1,708.00         | 6,836.00       | 0.00      | 0.00       |
| WQ  | 32724    | City Of Edgewood       | TX0023710    | VAN ZANDT    | 11/09/2007 | 1,170.00         | 234.00           | 936.00         | 0.00      | 0.00       |
| WQ  | 11900    | City of Elsa           | TPDES0104990 | HIDALGO      | 01/12/2008 | 16,385.00        | 0.00             | 0.00           | 16,385.00 | 16,385.00  |
| WQ  | 9863     | City Of Follett        | TPDES0066796 | LIPSCOMB     | 01/12/2008 | 10,560.00        | 0.00             | 0.00           | 10,560.00 | 10,560.00  |
| WQ  | 35315    | City of Fort Worth     | TX0047295    | TARRANT      | 07/21/2008 | 22,200.00        | 0.00             | 0.00           | 22,200.00 | 22,200.00  |
| WQ  | 34142    | City of Frankston      | TX0033456    | ANDERSON     | 03/08/2008 | 9,840.00         | 1,968.00         | 7,872.00       | 0.00      | 0.00       |
| WQ  | 35190    | City of Gainesville    | TX0022357    | COOKE        | 07/21/2008 | 6,050.00         | 0.00             | 6,050.00       | 0.00      | 0.00       |
| WQ  | 27830    | City of Galveston      | WQ0011477001 | GALVESTON    | 02/18/2008 | 1,050.00         | 210.00           | 840.00         | 0.00      | 0.00       |
| WQ  | 33461    | City of Garland        | TX0109568    | DALLAS       | 02/25/2008 | 6,000.00         | 1,200.00         | 4,800.00       | 0.00      | 0.00       |
| WQ  | 35059    | City of Glen Rose      | TX0033316    | SOMERVELL    | 08/15/2008 | 1,990.00         | 0.00             | 1,990.00       | 0.00      | 0.00       |
| WQ  | 35363    | City of Godley         | TX0104558    | JOHNSON      | 08/29/2008 | 7,600.00         | 0.00             | 7,600.00       | 0.00      | 0.00       |
| WQ  | 34804    | City of Gorman         | TX0021806    | EASTLAND     | 04/28/2008 | 5,022.00         | 1,004.00         | 4,018.00       | 0.00      | 0.00       |
| WQ  | 34460    | City of Graford        | TX0104752    | PALO PINTO   | 04/03/2008 | 11,840.00        | 2,368.00         | 0.00           | 9,472.00  | 9,472.00   |
| WQ  | 34772    | City of Graham         | WQ0010487001 | YOUNG        | 06/19/2008 | 3,600.00         | 720.00           | 2,880.00       | 0.00      | 0.00       |
| WQ  | 32854    | City of Grandview      | TPDES0024503 | JOHNSON      | 10/25/2007 | 5,700.00         | 0.00             | 5,700.00       | 0.00      | 0.00       |
| WQ  | 31771    | City of Gregory        | TX0083062    | SAN PATRICIO | 09/21/2007 | 12,250.00        | 0.00             | 12,250.00      | 0.00      | 0.00       |
| WQ  | 26554    | City of Gustine        | TX0117722    | COMANCHE     | 07/03/2008 | 10,575.00        | 2,115.00         | 0.00           | 8,460.00  | 8,460.00   |
| WQ  | 34924    | City of Hemphill       | TX0060801    | SABINE       | 05/22/2008 | 5,550.00         | 1,110.00         | 0.00           | 4,440.00  | 4,440.00   |
| WQ  | 25389    | City of Hico           | TPDES0026590 | HAMILTON     | 04/03/2008 | 41,170.00        | 0.00             | 0.00           | 41,170.00 | 41,170.00  |
| WQ  | 32561    | City of Holland        | TPDES0046612 | BELL         | 10/04/2007 | 10,044.00        | 2,008.00         | 0.00           | 8,036.00  | 8,036.00   |
| WQ  | 34988    | City of Hooks          | TX0022969    | BOWIE        | 05/22/2008 | 6,180.00         | 1,236.00         | 4,944.00       | 0.00      | 0.00       |
| WQ  | 35087    | City of Houston        | TX0065307    | HARRIS       | 08/29/2008 | 7,250.00         | 1,450.00         | 0.00           | 5,800.00  | 5,800.00   |

## Appendix 9: List of Administrative Orders Issued FY2008

### Singles Program

Date Range Selected : 09/01/2007 - 08/31/2008

| PGM | Case No. | Respondent Name        | TCEQ ID      | County      | Order Date | Penalty Assessed | Penalty Deferred | Payable Amount | SEP Cost  | SEP Offset |
|-----|----------|------------------------|--------------|-------------|------------|------------------|------------------|----------------|-----------|------------|
| WQ  | 31774    | City of Hudson         | TX0068985    | ANGELINA    | 09/21/2007 | 3,060.00         | 612.00           | 0.00           | 2,448.00  | 2,448.00   |
| WQ  | 31461    | City of Junction       | TPDES0021075 | KIMBLE      | 09/21/2007 | 11,550.00        | 2,310.00         | 0.00           | 9,240.00  | 9,240.00   |
| WQ  | 32700    | City of Kemp           | TX0023396    | KAUFMAN     | 09/21/2007 | 12,530.00        | 2,506.00         | 0.00           | 10,024.00 | 10,024.00  |
| WQ  | 32544    | City of Kenedy         | TX0027774    | KARNES      | 08/29/2008 | 29,400.00        | 0.00             | 0.00           | 29,400.00 | 29,400.00  |
| WQ  | 33163    | City of Kennard        | TPDES0056596 | HOUSTON     | 11/09/2007 | 4,200.00         | 840.00           | 3,360.00       | 0.00      | 0.00       |
| WQ  | 24906    | City of Kerens         | TPDES0023027 | NAVARRO     | 08/15/2008 | 3,300.00         | 660.00           | 0.00           | 2,640.00  | 2,640.00   |
| WQ  | 14968    | City of Kerens         | TPDES0023027 | NAVARRO     | 09/21/2007 | 5,520.00         | 0.00             | 0.00           | 5,520.00  | 5,520.00   |
| WQ  | 33491    | City of Kingsville     | TXR05L074    | KLEBERG     | 01/12/2008 | 3,440.00         | 688.00           | 2,752.00       | 0.00      | 0.00       |
| WQ  | 24509    | City of La Coste       | TPDES0107743 | MEDINA      | 04/14/2008 | 8,120.00         | 0.00             | 0.00           | 8,120.00  | 8,120.00   |
| WQ  | 33286    | City of Lefors         | TX0022586    | GRAY        | 11/09/2007 | 2,280.00         | 456.00           | 1,824.00       | 0.00      | 0.00       |
| WQ  | 32111    | City of Leonard        | TX0054208000 | FANNIN      | 10/04/2007 | 9,600.00         | 1,920.00         | 0.00           | 7,680.00  | 7,680.00   |
| WQ  | 34481    | City of Liberty        | TX0074284    | LIBERTY     | 02/18/2008 | 3,350.00         | 670.00           | 2,680.00       | 0.00      | 0.00       |
| WQ  | 33623    | City of Lone Oak       | TX0100021    | HUNT        | 04/03/2008 | 13,020.00        | 2,604.00         | 10,416.00      | 0.00      | 0.00       |
| WQ  | 24717    | City of Lorena         | WQ0012195001 | MCLENNAN    | 02/08/2008 | 10,800.00        | 2,160.00         | 0.00           | 8,640.00  | 8,640.00   |
| WQ  | 25439    | City of Lott           | TPDES0053376 | FALLS       | 04/03/2008 | 10,350.00        | 0.00             | 10,350.00      | 0.00      | 0.00       |
| WQ  | 34021    | City of Lubbock        | TX0028487    | LUBBOCK     | 02/18/2008 | 4,350.00         | 870.00           | 3,480.00       | 0.00      | 0.00       |
| WQ  | 33263    | City of Madisonville   | TPDES0026662 | MADISON     | 11/19/2007 | 4,050.00         | 810.00           | 0.00           | 3,240.00  | 3,240.00   |
| WQ  | 23484    | City of Marfa          | WQ0010109001 | PRESIDIO    | 02/18/2008 | 1,100.00         | 0.00             | 1,100.00       | 0.00      | 0.00       |
| WQ  | 34347    | City of McAllen        | TX0093106    | HIDALGO     | 07/03/2008 | 22,400.00        | 0.00             | 22,400.00      | 0.00      | 0.00       |
| WQ  | 32862    | City of Mertens        | TX0100463    | HILL        | 11/09/2007 | 5,100.00         | 1,020.00         | 0.00           | 4,080.00  | 4,080.00   |
| WQ  | 33117    | City of Mexia          | WQ0010222001 | LIMESTONE   | 02/08/2008 | 26,688.00        | 5,337.00         | 0.00           | 21,351.00 | 21,351.00  |
| WQ  | 25191    | City of Miami          | TPDES0070963 | ROBERTS     | 09/21/2007 | 12,100.00        | 2,420.00         | 0.00           | 9,680.00  | 9,680.00   |
| WQ  | 32849    | City of Midway         | TX0102849    | MADISON     | 01/12/2008 | 13,512.00        | 2,702.00         | 0.00           | 10,810.00 | 10,810.00  |
| WQ  | 34401    | City of Mont Belvieu   | TX0053317    | CHAMBERS    | 02/25/2008 | 18,900.00        | 3,780.00         | 15,120.00      | 0.00      | 0.00       |
| WQ  | 34723    | City of Moran          | WQ0011420001 | SHACKELFORD | 06/05/2008 | 6,300.00         | 1,260.00         | 5,040.00       | 0.00      | 0.00       |
| WQ  | 33185    | City of Morgan's Point | TX0027260    | HARRIS      | 01/28/2008 | 7,955.00         | 1,591.00         | 0.00           | 6,364.00  | 6,364.00   |
| WQ  | 34670    | City of Munday         | TX0119105    | KNOX        | 08/29/2008 | 44,400.00        | 8,880.00         | 0.00           | 35,520.00 | 35,520.00  |
| WQ  | 31636    | City of Murchison      | TX0072087    | HENDERSON   | 02/18/2008 | 7,000.00         | 0.00             | 0.00           | 7,000.00  | 7,000.00   |
| WQ  | 31089    | City of Navasota       | TPDES0071790 | GRIMES      | 09/21/2007 | 8,700.00         | 0.00             | 0.00           | 8,700.00  | 8,700.00   |
| WQ  | 33906    | City of Nederland      | WQ0010483002 | JEFFERSON   | 01/28/2008 | 13,100.00        | 0.00             | 13,100.00      | 0.00      | 0.00       |
| WQ  | 35054    | City of Needville      | TX0027634    | FORT BEND   | 06/19/2008 | 5,100.00         | 1,020.00         | 4,080.00       | 0.00      | 0.00       |
| WQ  | 32843    | City of Palmer         | TX0026603    | ELLIS       | 04/28/2008 | 26,390.00        | 5,278.00         | 0.00           | 21,112.00 | 21,112.00  |
| WQ  | 34765    | City of Pharr          | TX0062219    | HIDALGO     | 03/08/2008 | 2,275.00         | 455.00           | 1,820.00       | 0.00      | 0.00       |
| WQ  | 34593    | City of Pinehurst      | WQ0010597001 | ORANGE      | 04/28/2008 | 15,717.00        | 3,143.00         | 12,574.00      | 0.00      | 0.00       |
| WQ  | 33746    | City of Plano          |              | COLLIN      | 07/21/2008 | 27,000.00        | 0.00             | 0.00           | 27,000.00 | 27,000.00  |
| WQ  | 34760    | City of Plano          |              | COLLIN      | 05/22/2008 | 15,000.00        | 0.00             | 15,000.00      | 0.00      | 0.00       |
| WQ  | 25773    | City of Point          | TPDES0071579 | RAINS       | 11/19/2007 | 12,773.00        | 2,555.00         | 10,218.00      | 0.00      | 0.00       |

## Appendix 9: List of Administrative Orders Issued FY2008

### Singles Program

Date Range Selected : 09/01/2007 - 08/31/2008

| PGM | Case No. | Respondent Name                      | TCEQ ID      | County        | Order Date | Penalty Assessed | Penalty Deferred | Payable Amount | SEP Cost   | SEP Offset |
|-----|----------|--------------------------------------|--------------|---------------|------------|------------------|------------------|----------------|------------|------------|
| WQ  | 32807    | City of Post                         | TX0001511    | GARZA         | 02/25/2008 | 14,450.00        | 2,890.00         | 0.00           | 11,560.00  | 11,560.00  |
| WQ  | 34726    | City of Pottsboro                    | TX0068756    | GRAYSON       | 07/21/2008 | 194,725.00       | 73,828.00        | 0.00           | 120,897.00 | 120,897.00 |
| WQ  | 34397    | City of Quinlan                      | TX0022331    | HUNT          | 02/25/2008 | 6,100.00         | 0.00             | 6,100.00       | 0.00       | 0.00       |
| WQ  | 34865    | City of Redwater                     | TX0056251    | BOWIE         | 04/28/2008 | 3,100.00         | 620.00           | 2,480.00       | 0.00       | 0.00       |
| WQ  | 32897    | City of Reno                         | TX0082309    | LAMAR         | 01/12/2008 | 4,540.00         | 908.00           | 0.00           | 3,632.00   | 3,632.00   |
| WQ  | 34848    | City of Rising Star                  | TX0075604    | EASTLAND      | 06/19/2008 | 2,700.00         | 540.00           | 0.00           | 2,160.00   | 2,160.00   |
| WQ  | 32879    | City of Rockdale                     | TX0027197    | MILAM         | 11/19/2007 | 7,100.00         | 0.00             | 0.00           | 7,100.00   | 7,100.00   |
| WQ  | 33652    | City of Rogers                       | TX0027103    | BELL          | 01/28/2008 | 12,600.00        | 2,520.00         | 0.00           | 10,080.00  | 10,080.00  |
| WQ  | 34928    | City of Rose City                    | WQ0014595001 | ORANGE        | 08/15/2008 | 9,230.00         | 1,846.00         | 7,384.00       | 0.00       | 0.00       |
| WQ  | 34693    | City of Runaway Bay                  | TX0026689    | WISE          | 06/05/2008 | 9,675.00         | 1,935.00         | 0.00           | 7,740.00   | 7,740.00   |
| WQ  | 32603    | City of Sabinal                      | TX0118435    | UVALDE        | 01/12/2008 | 11,250.00        | 2,250.00         | 9,000.00       | 0.00       | 0.00       |
| WQ  | 34617    | City of San Augustine                | TX0022349    | SAN AUGUSTINE | 08/15/2008 | 5,200.00         | 1,040.00         | 0.00           | 4,160.00   | 4,160.00   |
| WQ  | 34106    | City of Seminole                     | TX0123315    | GAINES        | 07/21/2008 | 4,560.00         | 912.00           | 0.00           | 3,648.00   | 3,648.00   |
| WQ  | 31565    | City of Shepherd                     | TPDES0054160 | SAN JACINTO   | 09/21/2007 | 3,840.00         | 768.00           | 0.00           | 3,072.00   | 3,072.00   |
| WQ  | 34583    | City of Shepherd                     | WQ0011380001 | SAN JACINTO   | 04/14/2008 | 8,600.00         | 1,720.00         | 0.00           | 6,880.00   | 6,880.00   |
| WQ  | 34881    | City of Southside Place              | TX026972     | HARRIS        | 05/22/2008 | 3,600.00         | 720.00           | 0.00           | 2,880.00   | 2,880.00   |
| WQ  | 33131    | City of Stockdale                    | TPDES0054232 | WILSON        | 02/18/2008 | 8,060.00         | 1,612.00         | 0.00           | 6,448.00   | 6,448.00   |
| WQ  | 34001    | City of Strawn                       | TX0022977    | PALO PINTO    | 04/28/2008 | 7,080.00         | 1,416.00         | 0.00           | 5,664.00   | 5,664.00   |
| WQ  | 34847    | City of Streetman                    | TX0072338    | FREESTONE     | 06/19/2008 | 4,805.00         | 961.00           | 3,844.00       | 0.00       | 0.00       |
| WQ  | 32576    | City of Teague                       | TX0034509    | FREESTONE     | 10/25/2007 | 8,280.00         | 1,656.00         | 0.00           | 6,624.00   | 6,624.00   |
| WQ  | 33659    | City of Teague                       | TPDES0034495 | FREESTONE     | 01/28/2008 | 9,570.00         | 1,914.00         | 0.00           | 7,656.00   | 7,656.00   |
| WQ  | 33870    | City of Temple                       |              |               | 01/12/2008 | 6,300.00         | 1,260.00         | 5,040.00       | 0.00       | 0.00       |
| WQ  | 34744    | City of the Colony                   | TX0053112    | DENTON        | 06/19/2008 | 51,000.00        | 0.00             | 0.00           | 51,000.00  | 51,000.00  |
| WQ  | 34770    | City of Trinidad                     | TX0054585    | HENDERSON     | 04/28/2008 | 8,520.00         | 1,704.00         | 6,816.00       | 0.00       | 0.00       |
| WQ  | 31478    | City of Uvalde                       | TPDES0023094 | UVALDE        | 11/09/2007 | 21,750.00        | 4,350.00         | 0.00           | 17,400.00  | 17,400.00  |
| WQ  | 2875     | City of Venus                        | TPDES0032620 | JOHNSON       | 02/18/2008 | 17,620.00        | 0.00             | 0.00           | 17,620.00  | 17,620.00  |
| WQ  | 34306    | City of Waco *                       | TPDES0026506 | MCLENNAN      | 04/28/2008 | 54,720.00        | 0.00             | 0.00           | 54,720.00  | 54,720.00  |
| WQ  | 34416    | City of Waelder                      | TX0034452    | GONZALES      | 04/14/2008 | 3,200.00         | 640.00           | 2,560.00       | 0.00       | 0.00       |
| WQ  | 32608    | City of Whitney                      | TPDES0106551 | HILL          | 10/04/2007 | 9,960.00         | 1,992.00         | 7,968.00       | 0.00       | 0.00       |
| WQ  | 32893    | City of Wichita Falls                | WQ0010509001 | WICHITA       | 11/09/2007 | 4,825.00         | 965.00           | 3,860.00       | 0.00       | 0.00       |
| WQ  | 33238    | City of Willow Park                  | TX0099732000 | PARKER        | 11/19/2007 | 7,280.00         | 1,456.00         | 5,824.00       | 0.00       | 0.00       |
| WQ  | 34480    | City of Willow Park                  | WQ0013759001 | PARKER        | 02/25/2008 | 9,200.00         | 1,840.00         | 7,360.00       | 0.00       | 0.00       |
| WQ  | 34713    | City of Wills Point                  | WQ0010623001 | VAN ZANDT     | 07/03/2008 | 18,600.00        | 3,720.00         | 0.00           | 14,880.00  | 14,880.00  |
| WQ  | 34207    | CLARK, JAMES W                       |              | CORYELL       | 02/08/2008 | 750.00           | 150.00           | 600.00         | 0.00       | 0.00       |
| WQ  | 32894    | Claybar Construction, LLP            |              | NEWTON        | 11/09/2007 | 2,100.00         | 420.00           | 1,680.00       | 0.00       | 0.00       |
| WQ  | 35252    | Clearstream Wastewater Systems, Inc. | TXRNEV429    | HARDIN        | 08/29/2008 | 700.00           | 0.00             | 700.00         | 0.00       | 0.00       |
| WQ  | 34483    | Clifco Construction, Ltd.            |              | MONTGOMERY    | 04/14/2008 | 4,500.00         | 900.00           | 3,600.00       | 0.00       | 0.00       |

\*There are Multiple Respondent Names associated to this Case No.

## Appendix 9: List of Administrative Orders Issued FY2008

### Singles Program

Date Range Selected : 09/01/2007 - 08/31/2008

| PGM | Case No. | Respondent Name                               | TCEQ ID      | County     | Order Date | Penalty Assessed | Penalty Deferred | Payable Amount | SEP Cost | SEP Offset |
|-----|----------|---|--------------|------------|------------|------------------|------------------|----------------|----------|------------|
| WQ  | 34441    | Clint Independent School District             | WQ0014005001 | EL PASO    | 03/08/2008 | 2,040.00         | 408.00           | 1,632.00       | 0.00     | 0.00       |
| WQ  | 33790    | Coastal Chemical Co., L.L.C.                  | TX0118648    | HARRIS     | 04/03/2008 | 4,509.00         | 901.00           | 3,608.00       | 0.00     | 0.00       |
| WQ  | 34146    | Common Development Group 06, LTD.             | 13-07022302  | BEXAR      | 02/08/2008 | 13,500.00        | 2,700.00         | 10,800.00      | 0.00     | 0.00       |
| WQ  | 23303    | COWBOY FOUNDATIONS AND CONSTRUCTION, INC.     | R13ST0127    | COMAL      | 07/03/2008 | 3,800.00         | 0.00             | 3,800.00       | 0.00     | 0.00       |
| WQ  | 33651    | Crance Co.                                    |              | MONTGOMERY | 12/20/2007 | 3,180.00         | 636.00           | 2,544.00       | 0.00     | 0.00       |
| WQ  | 34808    | Creek Park Corporation                        | TX0125954    | JOHNSON    | 04/14/2008 | 2,200.00         | 440.00           | 1,760.00       | 0.00     | 0.00       |
| WQ  | 34439    | Custom Crushed Stone, Inc.                    |              | BEXAR      | 03/08/2008 | 1,500.00         | 300.00           | 1,200.00       | 0.00     | 0.00       |
| WQ  | 33302    | Dallas County Utility & Reclamation District  | TPDES0111741 | DALLAS     | 12/20/2007 | 4,340.00         | 868.00           | 3,472.00       | 0.00     | 0.00       |
| WQ  | 31342    | Del Sol Development, Inc.                     |              | DALLAS     | 02/18/2008 | 2,100.00         | 0.00             | 2,100.00       | 0.00     | 0.00       |
| WQ  | 34884    | Delta Tubular Processing, L.P.                | TX0087599    | HARRIS     | 04/03/2008 | 18,200.00        | 3,640.00         | 14,560.00      | 0.00     | 0.00       |
| WQ  | 2625     | Derdeyn/Ford, Inc.                            | TPDES0066338 | MARION     | 01/28/2008 | 41,933.00        | 38,333.00        | 3,600.00       | 0.00     | 0.00       |
| WQ  | 35336    | Dewberry Investments, Ltd.                    |              | BASTROP    | 08/29/2008 | 700.00           | 0.00             | 700.00         | 0.00     | 0.00       |
| WQ  | 34640    | Diocese of Galveston-Houston                  | TX0123587    | MONTGOMERY | 04/28/2008 | 11,626.00        | 2,325.00         | 0.00           | 9,301.00 | 9,301.00   |
| WQ  | 32931    | Diocese of Galveston-Houston                  | TPDES0123587 | MONTGOMERY | 12/20/2007 | 6,080.00         | 1,216.00         | 4,864.00       | 0.00     | 0.00       |
| WQ  | 34520    | Dionysus Group L.L.L.P.                       | 11-07062503  | WILLIAMSON | 02/18/2008 | 3,375.00         | 675.00           | 2,700.00       | 0.00     | 0.00       |
| WQ  | 33791    | Dome Petrochemical, L.C.                      | TX0098604    | CHAMBERS   | 12/20/2007 | 5,400.00         | 1,080.00         | 4,320.00       | 0.00     | 0.00       |
| WQ  | 34204    | Douglas L. Barr DBA Texas Rock                | TXR05Q601    | LIMESTONE  | 07/23/2008 | 6,300.00         | 0.00             | 6,300.00       | 0.00     | 0.00       |
| WQ  | 31542    | DRENNAN DAY CUSTOM HOMES INC.                 |              | WILLIAMSON | 11/09/2007 | 16,000.00        | 3,200.00         | 6,400.00       | 6,400.00 | 6,400.00   |
| WQ  | 34570    | E. I. du Pont de Nemours and Company          | TX0007293    | HARRIS     | 04/03/2008 | 20,400.00        | 4,080.00         | 16,320.00      | 0.00     | 0.00       |
| WQ  | 34473    | Earth Haulers, Inc.                           |              | PARKER     | 01/28/2008 | 875.00           | 0.00             | 875.00         | 0.00     | 0.00       |
| WQ  | 34413    | Earth Haulers, Inc.                           | TXR15K235    | TARRANT    | 03/08/2008 | 1,000.00         | 200.00           | 800.00         | 0.00     | 0.00       |
| WQ  | 33262    | East Central ISD                              | WQ0013701001 | BEXAR      | 11/19/2007 | 1,650.00         | 330.00           | 0.00           | 1,320.00 | 1,320.00   |
| WQ  | 33622    | EDWARDS, MARTIN LEON                          | TX0128406    | WOOD       | 01/28/2008 | 2,400.00         | 480.00           | 1,920.00       | 0.00     | 0.00       |
| WQ  | 33599    | El Dorado Utility District                    | TX0025623    | HARRIS     | 01/12/2008 | 1,200.00         | 240.00           | 960.00         | 0.00     | 0.00       |
| WQ  | 34832    | Eldon Blount Construction Company, Inc        | TXR15BD04    | ECTOR      | 02/18/2008 | 700.00           | 0.00             | 700.00         | 0.00     | 0.00       |
| WQ  | 34573    | ELG Metals, Inc.                              | TX0106861    | HARRIS     | 04/14/2008 | 5,670.00         | 1,134.00         | 2,268.00       | 2,268.00 | 2,268.00   |
| WQ  | 34436    | Elite Computer Consultants, L.P.              | TX0091171    | HARRIS     | 03/08/2008 | 4,960.00         | 992.00           | 3,968.00       | 0.00     | 0.00       |
| WQ  | 35445    | Enviroplan Architects - Planners Austin, Inc. | 11-07120501  | TRAVIS     | 07/03/2008 | 2,625.00         | 525.00           | 2,100.00       | 0.00     | 0.00       |
| WQ  | 32407    | Erath County                                  |              | ERATH      | 09/21/2007 | 2,100.00         | 420.00           | 1,680.00       | 0.00     | 0.00       |
| WQ  | 35507    | ESPINOSA, JIMMY                               |              | CONCHO     | 08/29/2008 | 131.00           | 26.00            | 105.00         | 0.00     | 0.00       |
| WQ  | 32136    | ESPINOZA, JOSE J                              |              | WILLIAMSON | 02/18/2008 | 14,300.00        | 0.00             | 14,300.00      | 0.00     | 0.00       |
| WQ  | 34939    | ExxonMobil Oil Corporation                    | TX0004227    | JEFFERSON  | 06/19/2008 | 5,740.00         | 1,148.00         | 2,296.00       | 2,296.00 | 2,296.00   |
| WQ  | 33459    | ExxonMobil Oil Corporation                    | TPDES0118737 | JEFFERSON  | 01/12/2008 | 2,880.00         | 576.00           | 1,152.00       | 1,152.00 | 1,152.00   |
| WQ  | 34425    | F&K Face, L.P.                                |              | SMITH      | 03/08/2008 | 5,202.00         | 1,040.00         | 4,162.00       | 0.00     | 0.00       |

## Appendix 9: List of Administrative Orders Issued FY2008

### Singles Program

Date Range Selected : 09/01/2007 - 08/31/2008

| PGM | Case No. | Respondent Name                                 | TCEQ ID      | County     | Order Date | Penalty Assessed | Penalty Deferred | Payable Amount | SEP Cost | SEP Offset |
|-----|----------|---|--------------|------------|------------|------------------|------------------|----------------|----------|------------|
| WQ  | 33118    | FAIRWAY LEASING LLC                             | 13-07021303  | COMAL      | 11/19/2007 | 1,000.00         | 200.00           | 800.00         | 0.00     | 0.00       |
| WQ  | 33314    | Fayette County                                  | TPDES0125491 | FAYETTE    | 01/28/2008 | 2,469.00         | 493.00           | 0.00           | 1,976.00 | 1,976.00   |
| WQ  | 33099    | Fiorano Ventures, L.L.C.                        | 13-07012201  | COMAL      | 08/15/2008 | 24,000.00        | 4,800.00         | 19,200.00      | 0.00     | 0.00       |
| WQ  | 35588    | First Texas Homes, Inc.                         |              | COLLIN     | 07/21/2008 | 700.00           | 0.00             | 700.00         | 0.00     | 0.00       |
| WQ  | 35589    | First Texas Homes, Inc.                         |              | COLLIN     | 07/21/2008 | 700.00           | 0.00             | 700.00         | 0.00     | 0.00       |
| WQ  | 33705    | Five Nine Seven Limited Partnership             | TX0033197    | BRAZOS     | 02/18/2008 | 9,000.00         | 1,800.00         | 7,200.00       | 0.00     | 0.00       |
| WQ  | 34351    | Forestar (USA) Real Estate Group Inc.           | 13-07041602  | BEXAR      | 02/08/2008 | 1,875.00         | 375.00           | 1,500.00       | 0.00     | 0.00       |
| WQ  | 35504    | Fort Bend County MUD 130                        | TX0118109    | FORT BEND  | 08/29/2008 | 4,170.00         | 834.00           | 3,336.00       | 0.00     | 0.00       |
| WQ  | 34394    | Fort Bend County MUD 30                         | TX0078751    | FORT BEND  | 02/25/2008 | 6,680.00         | 1,336.00         | 5,344.00       | 0.00     | 0.00       |
| WQ  | 34211    | Fort Bend County Municipal Utility District 116 | TX0117617    | FORT BEND  | 02/18/2008 | 2,580.00         | 516.00           | 2,064.00       | 0.00     | 0.00       |
| WQ  | 33486    | Fort Bend County Municipal Utility District 142 | TPDES0125555 | FORT BEND  | 12/20/2007 | 1,740.00         | 348.00           | 1,392.00       | 0.00     | 0.00       |
| WQ  | 33910    | Frontera Truck Parts & Equipment, Inc.          | TXR05R291    | ELLIS      | 01/12/2008 | 1,500.00         | 300.00           | 1,200.00       | 0.00     | 0.00       |
| WQ  | 33284    | Galileo Mount Houston TX LP                     | TPDES0120189 | HARRIS     | 12/20/2007 | 5,310.00         | 1,062.00         | 4,248.00       | 0.00     | 0.00       |
| WQ  | 34350    | Galileo Mount Houston TX LP                     | TX0120189    | HARRIS     | 02/25/2008 | 35,490.00        | 0.00             | 35,490.00      | 0.00     | 0.00       |
| WQ  | 33110    | GARDNER, JOHN                                   | 20474        | PARKER     | 11/09/2007 | 3,060.00         | 612.00           | 2,448.00       | 0.00     | 0.00       |
| WQ  | 33631    | Gavin Steel Fabricating, Inc.                   | TXR05P614    | BEXAR      | 10/25/2007 | 875.00           | 0.00             | 875.00         | 0.00     | 0.00       |
| WQ  | 32860    | Georgetown Independent School District          | 11-07020201  | WILLIAMSON | 10/25/2007 | 24,000.00        | 4,800.00         | 19,200.00      | 0.00     | 0.00       |
| WQ  | 35320    | GRAUL, JOHN M                                   |              | TRAVIS     | 08/29/2008 | 2,625.00         | 525.00           | 2,100.00       | 0.00     | 0.00       |
| WQ  | 34364    | Gruene Rapids Condominiums, LLC                 | 13-07051601  | COMAL      | 03/08/2008 | 25,500.00        | 5,100.00         | 20,400.00      | 0.00     | 0.00       |
| WQ  | 33237    | Gulf Coast Machine & Supply Company             | TX0008290    | JEFFERSON  | 11/19/2007 | 9,100.00         | 1,820.00         | 7,280.00       | 0.00     | 0.00       |
| WQ  | 29277    | Gulf Coast Trades Center                        | TPDES0035157 | WALKER     | 09/21/2007 | 6,985.00         | 1,397.00         | 0.00           | 5,588.00 | 5,588.00   |
| WQ  | 34209    | GUZMAN, HECTOR                                  | TPDES0072516 | LIBERTY    | 04/03/2008 | 6,420.00         | 1,284.00         | 5,136.00       | 0.00     | 0.00       |
| WQ  | 34124    | Halliburton Energy Services, Inc.               | TX0078638    | HARRIS     | 02/18/2008 | 2,820.00         | 564.00           | 2,256.00       | 0.00     | 0.00       |
| WQ  | 34156    | Harbenger Enterprises, Inc.                     |              | PARKER     | 02/08/2008 | 3,000.00         | 600.00           | 2,400.00       | 0.00     | 0.00       |
| WQ  | 34696    | HARMONY INDEPENDENT SCHOOL DISTRICT             | TX0097233    | UPSHUR     | 03/08/2008 | 4,560.00         | 912.00           | 3,648.00       | 0.00     | 0.00       |
| WQ  | 33749    | Harris County MUD 278                           | TX0124346    | HARRIS     | 04/28/2008 | 2,500.00         | 500.00           | 2,000.00       | 0.00     | 0.00       |
| WQ  | 34424    | Harris County Municipal Utility District 189    | TX0083712    | HARRIS     | 02/25/2008 | 2,040.00         | 408.00           | 1,632.00       | 0.00     | 0.00       |
| WQ  | 35367    | Harris County Municipal Utility District 250    | TX0093581    | HARRIS     | 08/15/2008 | 11,160.00        | 2,232.00         | 8,928.00       | 0.00     | 0.00       |
| WQ  | 33134    | Harris County Municipal Utility District 286    | TX0096920    | HARRIS     | 01/12/2008 | 2,000.00         | 400.00           | 1,600.00       | 0.00     | 0.00       |
| WQ  | 32167    | Harris County Municipal Utility District 358    | TPDES0105376 | HARRIS     | 01/12/2008 | 2,900.00         | 580.00           | 2,320.00       | 0.00     | 0.00       |
| WQ  | 33021    | Harris County Municipal Utility District 360    | WQ0013753001 | HARRIS     | 11/19/2007 | 3,900.00         | 780.00           | 3,120.00       | 0.00     | 0.00       |

## Appendix 9: List of Administrative Orders Issued FY2008

### Singles Program

Date Range Selected : 09/01/2007 - 08/31/2008

| PGM | Case No. | Respondent Name                              | TCEQ ID      | County     | Order Date | Penalty Assessed | Penalty Deferred | Payable Amount | SEP Cost | SEP Offset |
|-----|----------|--|--------------|------------|------------|------------------|------------------|----------------|----------|------------|
| WQ  | 35386    | HARRIS, GRADY                                | TXR15HN48    | KAUFMAN    | 08/29/2008 | 1,050.00         | 210.00           | 840.00         | 0.00     | 0.00       |
| WQ  | 32434    | Hawkins Homes, Inc.                          |              | HARDIN     | 10/25/2007 | 3,210.00         | 642.00           | 2,568.00       | 0.00     | 0.00       |
| WQ  | 34961    | HCNRC REAL ESTATE, LTD                       |              | GONZALES   | 07/03/2008 | 2,100.00         | 420.00           | 1,680.00       | 0.00     | 0.00       |
| WQ  | 35375    | HERNANDEZ, MARIO                             | 23383        | CAMERON    | 08/29/2008 | 2,800.00         | 560.00           | 2,240.00       | 0.00     | 0.00       |
| WQ  | 33139    | HIGHWAY 46 LTD                               | 13-07021304  | COMAL      | 11/09/2007 | 1,000.00         | 200.00           | 800.00         | 0.00     | 0.00       |
| WQ  | 35119    | Hooks Mobile Home Park, Ltd.                 | TX0078883    | HARRIS     | 06/19/2008 | 1,650.00         | 330.00           | 1,320.00       | 0.00     | 0.00       |
| WQ  | 34171    | Houston Marine Services, Inc.                | TX0106488    | HARRIS     | 02/08/2008 | 3,960.00         | 792.00           | 1,584.00       | 1,584.00 | 1,584.00   |
| WQ  | 33865    | Houston Oaks Golf Management Company, L.P.   | TX0086053    | WALLER     | 02/08/2008 | 5,859.00         | 1,171.00         | 4,688.00       | 0.00     | 0.00       |
| WQ  | 33291    | Hull Fresh Water Supply District             | TX0106836    | LIBERTY    | 01/12/2008 | 22,425.00        | 4,485.00         | 17,940.00      | 0.00     | 0.00       |
| WQ  | 34603    | HYDER, SYED N                                | TX0071145    | BRAZOS     | 03/08/2008 | 41,800.00        | 0.00             | 41,800.00      | 0.00     | 0.00       |
| WQ  | 35014    | Icon Builders, L.L.C.                        |              | ORANGE     | 04/28/2008 | 700.00           | 0.00             | 700.00         | 0.00     | 0.00       |
| WQ  | 34463    | I-CORP, INC.                                 |              | JEFFERSON  | 11/19/2007 | 875.00           | 0.00             | 875.00         | 0.00     | 0.00       |
| WQ  | 33779    | Ineos Polyethylene North America             | TX0006033    | HARRIS     | 04/03/2008 | 49,750.00        | 9,950.00         | 39,800.00      | 0.00     | 0.00       |
| WQ  | 33313    | International Paper Company                  | TPDES0006076 | POLK       | 02/25/2008 | 6,372.00         | 1,274.00         | 5,098.00       | 0.00     | 0.00       |
| WQ  | 34210    | Is Zen Center                                | TX0126306    | MONTGOMERY | 04/03/2008 | 1,700.00         | 340.00           | 1,360.00       | 0.00     | 0.00       |
| WQ  | 35084    | J. C. SMITH AND SONS SAND GRAVEL, INC.       | TXR05T327    | POLK       | 06/05/2008 | 700.00           | 0.00             | 700.00         | 0.00     | 0.00       |
| WQ  | 34469    | J.H. Strain & Sons, Inc.                     |              | TAYLOR     | 11/19/2007 | 700.00           | 0.00             | 700.00         | 0.00     | 0.00       |
| WQ  | 34042    | Jack Bandy Construction, Inc.                |              | BURNET     | 02/18/2008 | 1,500.00         | 300.00           | 1,200.00       | 0.00     | 0.00       |
| WQ  | 32564    | Janskys Sand & Gravel                        |              | LAVACA     | 10/25/2007 | 2,100.00         | 420.00           | 1,680.00       | 0.00     | 0.00       |
| WQ  | 34835    | Jay Mills Contracting, Incorporated          |              | ERATH      | 02/18/2008 | 700.00           | 0.00             | 700.00         | 0.00     | 0.00       |
| WQ  | 30843    | Jerrico General Contractor, Inc.             |              | HARRIS     | 09/21/2007 | 750.00           | 0.00             | 750.00         | 0.00     | 0.00       |
| WQ  | 32630    | Johnson County Fresh Water Supply District 1 | TX0124923    | JOHNSON    | 09/21/2007 | 4,445.00         | 889.00           | 3,556.00       | 0.00     | 0.00       |
| WQ  | 34880    | JOHNSON, JOE                                 |              | LLANO      | 06/19/2008 | 2,100.00         | 420.00           | 1,680.00       | 0.00     | 0.00       |
| WQ  | 35153    | JORDAN, WILLIAM OSWALD                       |              | TYLER      | 06/05/2008 | 700.00           | 0.00             | 700.00         | 0.00     | 0.00       |
| WQ  | 32610    | Katy ISD                                     | TPDES0079201 | HARRIS     | 10/25/2007 | 3,140.00         | 628.00           | 0.00           | 2,512.00 | 2,512.00   |
| WQ  | 17629    | KC MATERIALS, INC.                           | 20801        | COMAL      | 02/18/2008 | 6,000.00         | 0.00             | 6,000.00       | 0.00     | 0.00       |
| WQ  | 35063    | Kerr Materials, L.P.                         |              | FAYETTE    | 05/22/2008 | 2,000.00         | 400.00           | 1,600.00       | 0.00     | 0.00       |
| WQ  | 35444    | Kiker's Machine Works, Inc.                  | TXR05X293    | ECTOR      | 08/15/2008 | 2,100.00         | 420.00           | 1,680.00       | 0.00     | 0.00       |
| WQ  | 33789    | King-Isles, Inc.                             |              | NUECES     | 02/25/2008 | 1,000.00         | 200.00           | 800.00         | 0.00     | 0.00       |
| WQ  | 33704    | Kwik-Kopy Corporation                        | TX0098434    | HARRIS     | 01/12/2008 | 1,270.00         | 254.00           | 1,016.00       | 0.00     | 0.00       |
| WQ  | 34709    | Lakeshore Utility Company                    | WQ0011502001 | HENDERSON  | 05/22/2008 | 12,240.00        | 2,448.00         | 9,792.00       | 0.00     | 0.00       |
| WQ  | 35163    | Lattimore Materials Company, L.P.            | TXG110120    | COLLIN     | 07/21/2008 | 4,350.00         | 870.00           | 3,480.00       | 0.00     | 0.00       |
| WQ  | 32764    | Leeco Properties, Inc.                       |              | ECTOR      | 02/08/2008 | 2,000.00         | 400.00           | 1,600.00       | 0.00     | 0.00       |
| WQ  | 34748    | LGI Homes, LTD.                              | TX0127183    | FORT BEND  | 02/08/2008 | 850.00           | 170.00           | 680.00         | 0.00     | 0.00       |

## Appendix 9: List of Administrative Orders Issued FY2008

### Singles Program

Date Range Selected : 09/01/2007 - 08/31/2008

| PGM | Case No. | Respondent Name  | TCEQ ID      | County     | Order Date | Penalty Assessed | Penalty Deferred | Payable Amount | SEP Cost  | SEP Offset |
|-----|----------|--|--------------|------------|------------|------------------|------------------|----------------|-----------|------------|
| WQ  | 32882    | Lighthouse Land Ventures, Ltd.                               | 13-06122802  | BEXAR      | 10/25/2007 | 58,000.00        | 11,600.00        | 46,400.00      | 0.00      | 0.00       |
| WQ  | 33653    | Lone Star Stone of Texas, Inc.                               | TXG110573    | HILL       | 02/18/2008 | 10,934.00        | 2,186.00         | 8,748.00       | 0.00      | 0.00       |
| WQ  | 25950    | Lonestar Aquafarms, Ltd.                                     | TPDES0123803 | JACKSON    | 01/28/2008 | 3,048.00         | 0.00             | 3,048.00       | 0.00      | 0.00       |
| WQ  | 32876    | LONG, JERRY  | 710322       | PALO PINTO | 10/25/2007 | 1,590.00         | 318.00           | 1,272.00       | 0.00      | 0.00       |
| WQ  | 17574    | LOUIS MONCUS DBA MONCUS SAND & GRAVEL                        | TXR05R479    | MCLENNAN   | 07/23/2008 | 0.00             | 0.00             | 0.00           | 0.00      | 0.00       |
| WQ  | 34803    | Lower Colorado River Authority *                             | TPDES0101940 | WILLIAMSON | 05/22/2008 | 13,500.00        | 2,700.00         | 0.00           | 10,800.00 | 10,800.00  |
| WQ  | 34618    | LUND, ROGER ALLEN  | WQ0013829001 | ANDERSON   | 04/14/2008 | 12,000.00        | 2,400.00         | 9,600.00       | 0.00      | 0.00       |
| WQ  | 33380    | M&T Natural Stone, Inc.                                      | TXR05R383    | PALO PINTO | 01/28/2008 | 29,760.00        | 5,952.00         | 23,808.00      | 0.00      | 0.00       |
| WQ  | 33059    | Mallard Point WWTP, LLC                                      | TX0123528    | HUNT       | 11/19/2007 | 5,130.00         | 1,026.00         | 4,104.00       | 0.00      | 0.00       |
| WQ  | 29434    | MARCANTEL, THOMAS  | 21313        | LEON       | 02/18/2008 | 2,500.00         | 0.00             | 2,500.00       | 0.00      | 0.00       |
| WQ  | 33069    | Marine Quest - Hidden Cove, L.P.                             | TX0093696    | DENTON     | 11/19/2007 | 8,100.00         | 1,620.00         | 6,480.00       | 0.00      | 0.00       |
| WQ  | 33114    | Marmac, LLC  | TX0125920    | HARRIS     | 11/09/2007 | 1,600.00         | 320.00           | 1,280.00       | 0.00      | 0.00       |
| WQ  | 35090    | Martin Product Sales LLC *                                   | TPDES0116921 | JEFFERSON  | 07/03/2008 | 34,240.00        | 6,848.00         | 27,392.00      | 0.00      | 0.00       |
| WQ  | 32636    | Martinek Construction, Inc.                                  |              | ELLIS      | 09/21/2007 | 1,800.00         | 360.00           | 1,440.00       | 0.00      | 0.00       |
| WQ  | 34878    | MCCLUNG, JERRY L   | 22628        | BELL       | 03/08/2008 | 650.00           | 130.00           | 520.00         | 0.00      | 0.00       |
| WQ  | 34140    | McMullen County Water Control & Improvement District No. 1 * | TX0107646    | MCMULLEN   | 05/22/2008 | 20,160.00        | 4,032.00         | 16,128.00      | 0.00      | 0.00       |
| WQ  | 32867    | MeadWestvaco Texas, L.P.                                     | TX0003891    | JASPER     | 11/19/2007 | 12,525.00        | 2,505.00         | 5,010.00       | 5,010.00  | 5,010.00   |
| WQ  | 35535    | Medina County Water Control & Improvement District No. 2     | TX0075779    | MEDINA     | 08/15/2008 | 1,265.00         | 253.00           | 1,012.00       | 0.00      | 0.00       |
| WQ  | 32845    | Memorial Point Utility District                              | TX0022845    | POLK       | 10/25/2007 | 3,340.00         | 668.00           | 0.00           | 2,672.00  | 2,672.00   |
| WQ  | 33076    | Mesa Canyon Springs, Ltd.                                    | 13-03121801  | BEXAR      | 10/04/2007 | 750.00           | 150.00           | 600.00         | 0.00      | 0.00       |
| WQ  | 33922    | Mike Einkauf Custom Homes, Inc                               |              | TAYLOR     | 04/14/2008 | 2,700.00         | 540.00           | 2,160.00       | 0.00      | 0.00       |
| WQ  | 29032    | MILAM, CHRISTOPHER *   | 11-05100701  | TRAVIS     | 10/04/2007 | 9,750.00         | 1,950.00         | 7,800.00       | 0.00      | 0.00       |
| WQ  | 34534    | Military Highway Water Supply Corporation                    | TX0104612    | HIDALGO    | 04/14/2008 | 6,000.00         | 1,200.00         | 4,800.00       | 0.00      | 0.00       |
| WQ  | 32661    | MILO DRIVE, INC.   | 13-06113001  | BEXAR      | 06/25/2008 | 6,000.00         | 0.00             | 6,000.00       | 0.00      | 0.00       |
| WQ  | 34829    | Monarch Utilities I L.P.                                     | TX0117455    | WOOD       | 05/22/2008 | 4,140.00         | 828.00           | 3,312.00       | 0.00      | 0.00       |
| WQ  | 34920    | Monarch Utilities I L.P.                                     | TX0083127    | HENDERSON  | 07/21/2008 | 35,150.00        | 0.00             | 35,150.00      | 0.00      | 0.00       |
| WQ  | 32008    | Montgomery County MUD 56                                     | TX0089672    | MONTGOMERY | 10/25/2007 | 12,116.00        | 2,423.00         | 9,693.00       | 0.00      | 0.00       |
| WQ  | 34099    | Moscow Water Supply Corporation                              | WQ0011139001 | POLK       | 02/08/2008 | 18,900.00        | 3,780.00         | 15,120.00      | 0.00      | 0.00       |
| WQ  | 29629    | MULLIN, PAUL   | 20585        | ANGELINA   | 02/08/2008 | 7,000.00         | 5,800.00         | 1,200.00       | 0.00      | 0.00       |
| WQ  | 35254    | Nabors Well Services Ltd.                                    |              | PECOS      | 08/29/2008 | 700.00           | 0.00             | 700.00         | 0.00      | 0.00       |
| WQ  | 33750    | Nalle Custom Homes, Inc.                                     |              | BASTROP    | 12/20/2007 | 750.00           | 150.00           | 600.00         | 0.00      | 0.00       |
| WQ  | 34992    | Neal's Lodges, Inc.  |              | UVALDE     | 08/29/2008 | 8,000.00         | 1,600.00         | 6,400.00       | 0.00      | 0.00       |
| WQ  | 34898    | New Waverly Ventures Ltd. Co.                                | TX0028169    | WALKER     | 05/22/2008 | 7,515.00         | 1,503.00         | 6,012.00       | 0.00      | 0.00       |
| WQ  | 33235    | NGUYEN, CHUNG  |              | BELL       | 12/20/2007 | 6,300.00         | 1,260.00         | 5,040.00       | 0.00      | 0.00       |

\* There are Multiple Respondent Names associated to this Case No.

## Appendix 9: List of Administrative Orders Issued FY2008

### Singles Program

Date Range Selected : 09/01/2007 - 08/31/2008

| PGM | Case No. | Respondent Name   | TCEQ ID      | County      | Order Date | Penalty Assessed | Penalty Deferred | Payable Amount | SEP Cost | SEP Offset |
|-----|----------|---|--------------|-------------|------------|------------------|------------------|----------------|----------|------------|
| WQ  | 33081    | North Alamo Water Supply Corporation                            | TX0119024    | HIDALGO     | 10/04/2007 | 5,700.00         | 1,140.00         | 4,560.00       | 0.00     | 0.00       |
| WQ  | 31662    | O'Boy Service Company, Inc.                                     | 20783        | WEBB        | 06/11/2008 | 8,925.00         | 0.00             | 8,925.00       | 0.00     | 0.00       |
| WQ  | 35362    | Oceanering International, Inc.                                  | TX0089061    | HARRIS      | 08/29/2008 | 5,760.00         | 1,152.00         | 4,608.00       | 0.00     | 0.00       |
| WQ  | 35698    | OK Concrete Company   | TXG110569    | BAYLOR      | 08/29/2008 | 1,900.00         | 380.00           | 1,520.00       | 0.00     | 0.00       |
| WQ  | 34154    | OLMOS, GABINO   |              | TRAVIS      | 02/18/2008 | 1,050.00         | 0.00             | 1,050.00       | 0.00     | 0.00       |
| WQ  | 33319    | Olney Construction Company, Inc.                                | TXR15AT05    | WICHITA     | 01/12/2008 | 800.00           | 160.00           | 640.00         | 0.00     | 0.00       |
| WQ  | 35045    | Option 1 Realty Group, LP                                       |              | NUECES      | 08/29/2008 | 700.00           | 0.00             | 700.00         | 0.00     | 0.00       |
| WQ  | 34814    | Orange County Water Control and Improvement District 2          | TX0054810    | ORANGE      | 05/22/2008 | 14,200.00        | 2,840.00         | 11,360.00      | 0.00     | 0.00       |
| WQ  | 34180    | Orange County Water Control and Improvement District No. 1      | TX0108073    | ORANGE      | 02/08/2008 | 4,500.00         | 900.00           | 0.00           | 3,600.00 | 3,600.00   |
| WQ  | 34893    | Oxid L.P.   | TX0075060    | HARRIS      | 06/05/2008 | 7,040.00         | 1,408.00         | 5,632.00       | 0.00     | 0.00       |
| WQ  | 34145    | P CHEM, INC.  | TPDES0084956 | HOUSTON     | 02/08/2008 | 3,960.00         | 792.00           | 3,168.00       | 0.00     | 0.00       |
| WQ  | 34830    | Paintbrush 290 GP, LLC.   |              | HAYS        | 08/29/2008 | 2,500.00         | 500.00           | 2,000.00       | 0.00     | 0.00       |
| WQ  | 31849    | Palo Gaucho, Inc.   | TX0066672    | SABINE      | 07/02/2008 | 9,200.00         | 0.00             | 9,200.00       | 0.00     | 0.00       |
| WQ  | 34839    | Panorama Properties, Ltd.                                       |              | TARRANT     | 02/18/2008 | 700.00           | 0.00             | 700.00         | 0.00     | 0.00       |
| WQ  | 33707    | PARKSIDE AT MAYFIELD RANCH LTD                                  | 11-07022803  | WILLIAMSON  | 01/12/2008 | 3,000.00         | 600.00           | 2,400.00       | 0.00     | 0.00       |
| WQ  | 35046    | Parkway Construction & Associates, L.P.                         |              | LAMB        | 04/14/2008 | 700.00           | 0.00             | 700.00         | 0.00     | 0.00       |
| WQ  | 25342    | Peaster Independent School District Public Facility Corporation | TPDES0107981 | PARKER      | 09/21/2007 | 9,870.00         | 1,974.00         | 0.00           | 7,896.00 | 7,896.00   |
| WQ  | 35278    | Pilgrim's Pride Corporation                                     | TXR05U391    | NACOGDOCHES | 08/29/2008 | 2,000.00         | 400.00           | 1,600.00       | 0.00     | 0.00       |
| WQ  | 35257    | Point Aquarius Municipal Utility District                       | TX0022071    | MONTGOMERY  | 07/03/2008 | 2,980.00         | 596.00           | 2,384.00       | 0.00     | 0.00       |
| WQ  | 34845    | Port Terminal Railroad Association                              | TX0070645    | HARRIS      | 04/28/2008 | 2,840.00         | 568.00           | 2,272.00       | 0.00     | 0.00       |
| WQ  | 34119    | Post Oak Development of Texas, Inc.                             |              | BEXAR       | 07/03/2008 | 1,000.00         | 200.00           | 800.00         | 0.00     | 0.00       |
| WQ  | 34812    | Prairie View A&M University                                     | TX0111201    | WALLER      | 05/22/2008 | 10,950.00        | 2,190.00         | 8,760.00       | 0.00     | 0.00       |
| WQ  | 25481    | Presbyterian Mo-Ranch Assembly                                  | WQ0010768001 | KERR        | 11/19/2007 | 5,100.00         | 1,020.00         | 0.00           | 4,080.00 | 4,080.00   |
| WQ  | 34963    | Primarily Primates  |              | BEXAR       | 06/19/2008 | 1,050.00         | 210.00           | 840.00         | 0.00     | 0.00       |
| WQ  | 34000    | Printpack, Inc.   | TX0101192    | ORANGE      | 02/08/2008 | 3,060.00         | 612.00           | 2,448.00       | 0.00     | 0.00       |
| WQ  | 32823    | Pulte Homes of Texas, L.P.                                      | 13-04031001  | BEXAR       | 09/21/2007 | 11,000.00        | 2,200.00         | 8,800.00       | 0.00     | 0.00       |
| WQ  | 34683    | R. A. Bagwell Oil Company, Inc.                                 | TXG830245    | RUNNELS     | 04/28/2008 | 9,850.00         | 1,970.00         | 7,880.00       | 0.00     | 0.00       |
| WQ  | 35447    | R.E.E. HOLDING, INC.  |              | JEFFERSON   | 08/29/2008 | 700.00           | 0.00             | 700.00         | 0.00     | 0.00       |
| WQ  | 28962    | RAMOS, MARIO *  |              | JIM HOGG    | 02/08/2008 | 688.00           | 0.00             | 688.00         | 0.00     | 0.00       |
| WQ  | 32570    | Randolph Water Supply Corporation                               | TX0027928    | FANNIN      | 04/28/2008 | 41,410.00        | 29,659.00        | 11,751.00      | 0.00     | 0.00       |
| WQ  | 35602    | Ray French Land Company, Ltd.                                   |              | PARKER      | 08/29/2008 | 1,900.00         | 380.00           | 1,520.00       | 0.00     | 0.00       |
| WQ  | 34675    | Rayburn Country Municipal Utility District                      | TX0023701    | JASPER      | 04/14/2008 | 4,410.00         | 882.00           | 0.00           | 3,528.00 | 3,528.00   |
| WQ  | 33442    | Reagent Chemical & Research, Inc.                               | TX0125369    | HARRIS      | 11/09/2007 | 2,940.00         | 588.00           | 2,352.00       | 0.00     | 0.00       |
| WQ  | 35194    | Red River Redevelopment Authority                               | TX0126098    | BOWIE       | 08/29/2008 | 11,880.00        | 0.00             | 5,940.00       | 5,940.00 | 5,940.00   |



## Appendix 9: List of Administrative Orders Issued FY2008

### Singles Program

Date Range Selected : 09/01/2007 - 08/31/2008

| PGM | Case No. | Respondent Name                                 | TCEQ ID      | County        | Order Date | Penalty Assessed | Penalty Deferred | Payable Amount | SEP Cost  | SEP Offset |
|-----|----------|---|--------------|---------------|------------|------------------|------------------|----------------|-----------|------------|
| WQ  | 35092    | Renaissance Stone Works, LLC                    |              | TRAVIS        | 07/03/2008 | 800.00           | 160.00           | 640.00         | 0.00      | 0.00       |
| WQ  | 34742    | Restaurant Service, L.L.C.                      | TX0095435    | HARRIS        | 04/28/2008 | 8,960.00         | 1,792.00         | 7,168.00       | 0.00      | 0.00       |
| WQ  | 33544    | Rhodia Inc.                                     | TPDES0088781 | WILBARGER     | 01/28/2008 | 5,430.00         | 1,086.00         | 4,344.00       | 0.00      | 0.00       |
| WQ  | 32646    | Rice Water Supply and Sewer Service Corporation | TX0117056    | NAVARRO       | 10/25/2007 | 13,100.00        | 2,620.00         | 10,480.00      | 0.00      | 0.00       |
| WQ  | 29653    | RICE, JOHN W                                    |              | JIM WELLS     | 01/12/2008 | 1,050.00         | 0.00             | 1,050.00       | 0.00      | 0.00       |
| WQ  | 32742    | RIEDEL, ANTHONY J                               | TX0082988    | HARRIS        | 10/04/2007 | 6,370.00         | 1,274.00         | 5,096.00       | 0.00      | 0.00       |
| WQ  | 35151    | Riviera Water Control & Improvement District    | TX0112763    | KLEBERG       | 08/15/2008 | 2,500.00         | 500.00           | 2,000.00       | 0.00      | 0.00       |
| WQ  | 33551    | ROBINSON, JAMES WAYNE                           | TX0094056    | HARRIS        | 01/28/2008 | 4,410.00         | 882.00           | 3,528.00       | 0.00      | 0.00       |
| WQ  | 33075    | Rocky Point Estate Land Trust                   | TX0123552    | DENTON        | 11/19/2007 | 5,540.00         | 1,108.00         | 4,432.00       | 0.00      | 0.00       |
| WQ  | 35559    | Royce Homes, L. P.                              | TXR150234    | HARRIS        | 08/29/2008 | 1,050.00         | 210.00           | 840.00         | 0.00      | 0.00       |
| WQ  | 33264    | San Antonio Water System                        | TX0052639    | BEXAR         | 06/05/2008 | 11,400.00        | 0.00             | 11,400.00      | 0.00      | 0.00       |
| WQ  | 34316    | SCHOBER, CHRIS                                  |              | BEXAR         | 03/08/2008 | 900.00           | 180.00           | 720.00         | 0.00      | 0.00       |
| WQ  | 33498    | Scientific Drilling International, Inc.         |              | MIDLAND       | 11/09/2007 | 875.00           | 0.00             | 875.00         | 0.00      | 0.00       |
| WQ  | 34656    | Scurry-Rosser Independent School District       | TX0126128    | KAUFMAN       | 04/28/2008 | 6,200.00         | 1,240.00         | 4,960.00       | 0.00      | 0.00       |
| WQ  | 34957    | Sealy Concrete, Inc.                            | TXG110293    | AUSTIN        | 05/22/2008 | 4,750.00         | 950.00           | 3,800.00       | 0.00      | 0.00       |
| WQ  | 34833    | Shepherd Place Homes, Inc.                      |              | KAUFMAN       | 02/18/2008 | 700.00           | 0.00             | 700.00         | 0.00      | 0.00       |
| WQ  | 33315    | Shin-Etsu Silicones of America, Inc.            | TX0124427    | BRAZORIA      | 01/12/2008 | 10,650.00        | 2,130.00         | 8,520.00       | 0.00      | 0.00       |
| WQ  | 35244    | Signature Flight Support Corporation            | TXR05N559    | NUECES        | 06/19/2008 | 700.00           | 0.00             | 700.00         | 0.00      | 0.00       |
| WQ  | 35310    | Smart Materials, Inc.                           |              | CHAMBERS      | 08/29/2008 | 700.00           | 0.00             | 700.00         | 0.00      | 0.00       |
| WQ  | 34679    | SMI Oil Field Services, Inc. *                  | TX0084093    | HARRIS        | 06/05/2008 | 13,426.00        | 2,685.00         | 10,741.00      | 0.00      | 0.00       |
| WQ  | 34404    | Smith County MUD                                | TX0032484    | SMITH         | 04/14/2008 | 13,275.00        | 2,655.00         | 0.00           | 10,620.00 | 10,620.00  |
| WQ  | 34639    | SOHO Retail, Ltd.                               | 13-04072201A | BEXAR         | 04/03/2008 | 3,900.00         | 780.00           | 3,120.00       | 0.00      | 0.00       |
| WQ  | 35152    | Somerset Custom Homes, Ltd.                     |              | TARRANT       | 08/29/2008 | 700.00           | 0.00             | 700.00         | 0.00      | 0.00       |
| WQ  | 33788    | Southern Forest Products, LLC                   | WQ0004241000 | NEWTON        | 02/18/2008 | 7,350.00         | 1,470.00         | 5,880.00       | 0.00      | 0.00       |
| WQ  | 34120    | South-Tex Concrete, Inc.                        |              | CAMERON       | 10/25/2007 | 875.00           | 0.00             | 875.00         | 0.00      | 0.00       |
| WQ  | 2757     | Southwest Nut Company                           |              | EL PASO       | 03/08/2008 | 18,300.00        | 0.00             | 18,300.00      | 0.00      | 0.00       |
| WQ  | 33497    | Southwestern Public Service Company             | TX0124575    | POTTER        | 01/12/2008 | 4,320.00         | 864.00           | 1,728.00       | 1,728.00  | 1,728.00   |
| WQ  | 27386    | Speedy Stop Food Stores, Ltd.                   | 1105072204   | WILLIAMSON    | 01/28/2008 | 29,625.00        | 0.00             | 29,625.00      | 0.00      | 0.00       |
| WQ  | 33701    | Spring Creek Utility District                   | TPDES0026221 | MONTGOMERY    | 12/20/2007 | 3,770.00         | 754.00           | 3,016.00       | 0.00      | 0.00       |
| WQ  | 34885    | SPX Corporation                                 | TX0087416    | HARRIS        | 05/22/2008 | 3,060.00         | 612.00           | 1,224.00       | 1,224.00  | 1,224.00   |
| WQ  | 32501    | Stephen F. Austin State University              | TX0098744    | SAN AUGUSTINE | 09/21/2007 | 2,380.00         | 476.00           | 1,904.00       | 0.00      | 0.00       |
| WQ  | 34730    | Sterling Chemicals, Inc.                        | TX0005762    | GALVESTON     | 06/05/2008 | 7,875.00         | 1,575.00         | 3,150.00       | 3,150.00  | 3,150.00   |
| WQ  | 33555    | Stolthaven Houston, Inc.                        | TX0091855    | HARRIS        | 01/28/2008 | 13,725.00        | 2,745.00         | 5,490.00       | 5,490.00  | 5,490.00   |
| WQ  | 33508    | Stone Mill Homes, Inc.                          |              | DENTON        | 01/12/2008 | 3,000.00         | 600.00           | 2,400.00       | 0.00      | 0.00       |

\* There are Multiple Respondent Names associated to this Case No.

## Appendix 9: List of Administrative Orders Issued FY2008

### Singles Program

Date Range Selected : 09/01/2007 - 08/31/2008

| PGM | Case No. | Respondent Name                                    | TCEQ ID      | County     | Order Date | Penalty Assessed | Penalty Deferred | Payable Amount | SEP Cost  | SEP Offset |
|-----|----------|--|--------------|------------|------------|------------------|------------------|----------------|-----------|------------|
| WQ  | 28312    | Superior Stone Inc.                                | 11-071051501 | WILLIAMSON | 02/18/2008 | 13,200.00        | 0.00             | 13,200.00      | 0.00      | 0.00       |
| WQ  | 34747    | Tarken Builders, Ltd.                              |              | ARANSAS    | 02/25/2008 | 2,000.00         | 400.00           | 1,600.00       | 0.00      | 0.00       |
| WQ  | 33560    | Tejas Industries, Ltd.                             | WQ0001300000 | DEAF SMITH | 02/08/2008 | 18,315.00        | 3,663.00         | 14,652.00      | 0.00      | 0.00       |
| WQ  | 34041    | Texas Department of Criminal Justice               | TX0031569    | BRAZORIA   | 02/25/2008 | 13,360.00        | 0.00             | 0.00           | 13,360.00 | 13,360.00  |
| WQ  | 33126    | Texas Department of Criminal Justice               | TX0031658    | BRAZORIA   | 11/09/2007 | 2,970.00         | 594.00           | 0.00           | 2,376.00  | 2,376.00   |
| WQ  | 34872    | Texas Department of Criminal Justice               | TX0031607    | WALKER     | 06/05/2008 | 3,220.00         | 644.00           | 0.00           | 2,576.00  | 2,576.00   |
| WQ  | 33460    | Texas Department of Criminal Justice               | TPDES0031615 | MADISON    | 01/12/2008 | 3,660.00         | 732.00           | 0.00           | 2,928.00  | 2,928.00   |
| WQ  | 33503    | Texas Department of Criminal Justice               | TX0031674    | FORT BEND  | 01/12/2008 | 14,365.00        | 2,873.00         | 0.00           | 11,492.00 | 11,492.00  |
| WQ  | 25256    | Texas Department of Transportation                 | TPDES0027855 |            | 12/20/2007 | 14,260.00        | 2,852.00         | 11,408.00      | 0.00      | 0.00       |
| WQ  | 34526    | Texas Department of Transportation                 | TX0075205000 | ELLIS      | 04/14/2008 | 6,200.00         | 1,240.00         | 0.00           | 4,960.00  | 4,960.00   |
| WQ  | 34535    | Texas Egg Products, LLC                            | TXU500245    | GONZALES   | 02/25/2008 | 950.00           | 190.00           | 760.00         | 0.00      | 0.00       |
| WQ  | 32859    | Texas H2O, Inc.                                    | TPDES0089338 | HOOD       | 11/09/2007 | 6,929.00         | 1,385.00         | 5,544.00       | 0.00      | 0.00       |
| WQ  | 35265    | Texas H2O, Inc.                                    |              | HOOD       | 08/29/2008 | 2,100.00         | 420.00           | 1,680.00       | 0.00      | 0.00       |
| WQ  | 34922    | Texas Military Institute of San Antonio, Texas     | 13-04071401  | BEXAR      | 06/05/2008 | 3,000.00         | 600.00           | 2,400.00       | 0.00      | 0.00       |
| WQ  | 32429    | Texas Parks and Wildlife Department                | WQ0011738001 | SMITH      | 09/21/2007 | 3,810.00         | 762.00           | 3,048.00       | 0.00      | 0.00       |
| WQ  | 33287    | Texas Westmoreland Coal Co.                        | TPDES0086541 | LEON       | 01/12/2008 | 10,625.00        | 2,125.00         | 8,500.00       | 0.00      | 0.00       |
| WQ  | 33421    | THAMES, JULIE ANN                                  | WQ0014753001 | JOHNSON    | 01/12/2008 | 6,500.00         | 1,300.00         | 5,200.00       | 0.00      | 0.00       |
| WQ  | 35306    | The Aermotor Company                               |              | TOM GREEN  | 08/29/2008 | 700.00           | 0.00             | 700.00         | 0.00      | 0.00       |
| WQ  | 33183    | The Falls MUD                                      | TPDES0096768 | COLORADO   | 11/19/2007 | 6,000.00         | 1,200.00         | 4,800.00       | 0.00      | 0.00       |
| WQ  | 35187    | The Goodyear Tire & Rubber Company                 | WQ0003750000 | TOM GREEN  | 07/21/2008 | 2,140.00         | 428.00           | 1,712.00       | 0.00      | 0.00       |
| WQ  | 32215    | The Park at Hardy Oak Homeowners Association, Inc. | 13-00102303  | BEXAR      | 09/21/2007 | 2,625.00         | 525.00           | 2,100.00       | 0.00      | 0.00       |
| WQ  | 34999    | TOTAL PETROCHEMICALS USA, INC.                     | TX0007421    | HARRIS     | 05/22/2008 | 37,800.00        | 7,560.00         | 30,240.00      | 0.00      | 0.00       |
| WQ  | 32803    | Town of Ponder                                     | TX0123862    | DENTON     | 10/04/2007 | 4,500.00         | 900.00           | 3,600.00       | 0.00      | 0.00       |
| WQ  | 34040    | Town of Prosper                                    | TX0026514    | COLLIN     | 02/18/2008 | 8,960.00         | 1,792.00         | 0.00           | 7,168.00  | 7,168.00   |
| WQ  | 34974    | TOWN OF VAN HORN                                   | TX0107867    | CULBERSON  | 05/22/2008 | 2,900.00         | 580.00           | 0.00           | 2,320.00  | 2,320.00   |
| WQ  | 34958    | TOWN OF WINDOM                                     | TX0072711    | FANNIN     | 07/21/2008 | 9,960.00         | 1,992.00         | 7,968.00       | 0.00      | 0.00       |
| WQ  | 34127    | TOWN OF WOODSBORO                                  | TX0032638    | REFUGIO    | 01/28/2008 | 1,050.00         | 210.00           | 840.00         | 0.00      | 0.00       |
| WQ  | 34335    | Tri Century Management Solutions, Inc.             | TXR15BU46    | WICHITA    | 02/25/2008 | 410.00           | 82.00            | 328.00         | 0.00      | 0.00       |
| WQ  | 33543    | Trigeant, Ltd.                                     | TPDES0096474 | NUECES     | 01/12/2008 | 2,220.00         | 444.00           | 1,776.00       | 0.00      | 0.00       |
| WQ  | 33706    | Trinity @ Windfern LLC                             | TX0092746    | HARRIS     | 06/05/2008 | 12,390.00        | 2,478.00         | 9,912.00       | 0.00      | 0.00       |
| WQ  | 33550    | Trinity Bay Conservation District                  | TX0020460    | CHAMBERS   | 01/12/2008 | 18,400.00        | 3,680.00         | 14,720.00      | 0.00      | 0.00       |
| WQ  | 32516    | Trinity Bay Conservation District *                | TX0033944    | CHAMBERS   | 10/04/2007 | 8,904.00         | 1,780.00         | 7,124.00       | 0.00      | 0.00       |
| WQ  | 32848    | TXI Operations, LP                                 | TX0047791    | NAVARRO    | 11/09/2007 | 14,445.00        | 2,889.00         | 11,556.00      | 0.00      | 0.00       |
| WQ  | 31643    | U.S. Oil Recovery, L.P.                            |              | HARRIS     | 06/05/2008 | 26,650.00        | 0.00             | 26,650.00      | 0.00      | 0.00       |
| WQ  | 34658    | Upper Trinity Regional Water District              | TX0123781    | DENTON     | 06/05/2008 | 3,400.00         | 680.00           | 0.00           | 2,720.00  | 2,720.00   |

\* There are Multiple Respondent Names associated to this Case No.

## Appendix 9: List of Administrative Orders Issued FY2008

### Singles Program

Date Range Selected : 09/01/2007 - 08/31/2008

| PGM                          | Case No. | Respondent Name   | TCEQ ID      | County    | Order Date | Penalty Assessed    | Penalty Deferred  | Payable Amount      | SEP Cost            | SEP Offset          |
|------------------------------|----------|---|--------------|-----------|------------|---------------------|-------------------|---------------------|---------------------|---------------------|
| WQ                           | 31762    | VALENZUELA, ENRIQUE   |              | OCHILTREE | 03/08/2008 | 4,462.00            | 892.00            | 3,570.00            | 0.00                | 0.00                |
| WQ                           | 35133    | Value Family Homes - Denton, L.P.                             |              | DENTON    | 08/29/2008 | 4,875.00            | 0.00              | 4,875.00            | 0.00                | 0.00                |
| WQ                           | 32721    | Velta Homes, Inc.   |              | ELLIS     | 11/09/2007 | 2,000.00            | 400.00            | 800.00              | 800.00              | 800.00              |
| WQ                           | 32064    | Via Bayou, Inc.   | TX0124761    | GALVESTON | 09/21/2007 | 9,150.00            | 1,830.00          | 7,320.00            | 0.00                | 0.00                |
| WQ                           | 34405    | Victoria County Wcid 1  | TX0122246    | VICTORIA  | 04/03/2008 | 8,280.00            | 1,656.00          | 0.00                | 6,624.00            | 6,624.00            |
| WQ                           | 33813    | Vopak Terminal Galena Park, Inc.                              | TX0030929    | HARRIS    | 02/18/2008 | 3,900.00            | 780.00            | 3,120.00            | 0.00                | 0.00                |
| WQ                           | 33748    | Warren Independent School District                            | TPDES0076015 | TYLER     | 02/18/2008 | 3,300.00            | 660.00            | 2,640.00            | 0.00                | 0.00                |
| WQ                           | 35071    | Weekley Homes, L.P  |              | TARRANT   | 04/28/2008 | 700.00              | 0.00              | 700.00              | 0.00                | 0.00                |
| WQ                           | 33186    | West Harris County Municipal Utility District 4               | TX0079359    | HARRIS    | 01/28/2008 | 5,080.00            | 1,016.00          | 4,064.00            | 0.00                | 0.00                |
| WQ                           | 33751    | Westex Capital, LTD.  |              | KENDALL   | 02/18/2008 | 3,210.00            | 642.00            | 2,568.00            | 0.00                | 0.00                |
| WQ                           | 34357    | Westwind Enterprises, Ltd.                                    |              | CORYELL   | 02/25/2008 | 3,300.00            | 660.00            | 2,640.00            | 0.00                | 0.00                |
| WQ                           | 33222    | Wildwood Property Owners Association                          | TX0103641    | HARDIN    | 11/19/2007 | 1,375.00            | 275.00            | 0.00                | 1,100.00            | 1,100.00            |
| WQ                           | 33471    | Wise Ready Mix Concrete Company                               | TXG110495    | WISE      | 01/28/2008 | 2,500.00            | 500.00            | 2,000.00            | 0.00                | 0.00                |
| WQ                           | 34915    | Wolf Hollow I, L.P.   | TX0123820    | HOOD      | 05/22/2008 | 17,160.00           | 3,432.00          | 13,728.00           | 0.00                | 0.00                |
| WQ                           | 33288    | Young Men's Christian Association of The Greater Houston Area | TPDES0059579 | TRINITY   | 12/20/2007 | 7,700.00            | 1,540.00          | 0.00                | 6,160.00            | 6,160.00            |
| WQ                           | 32723    | Zavala County   | TX0117986    | ZAVALA    | 11/09/2007 | 1,265.00            | 253.00            | 1,012.00            | 0.00                | 0.00                |
| <b>WQ Orders Issued: 435</b> |          |   |              |           | Total:     | <b>3,569,687.00</b> | <b>622,190.00</b> | <b>1,814,618.00</b> | <b>1,132,879.00</b> | <b>1,132,879.00</b> |

## Appendix 9: List of Administrative Orders Issued FY2008

### Singles Program

Date Range Selected : 09/01/2007 - 08/31/2008

| PGM | Case No. | Respondent Name                       | TCEQ ID      | County    | Order Date | Penalty Assessed | Penalty Deferred | Payable Amount | SEP Cost | SEP Offset |
|-----|----------|---------------------------------------|--------------|-----------|------------|------------------|------------------|----------------|----------|------------|
| WWA | 26318    | ALLEN, BRAD                           |              | ERATH     | 01/12/2008 | 1,050.00         | 0.00             | 1,050.00       | 0.00     | 0.00       |
| WWA | 33266    | ANGUIANO, ALICIA                      |              | ERATH     | 12/20/2007 | 800.00           | 160.00           | 640.00         | 0.00     | 0.00       |
| WWA | 33192    | BEYER, JIMMY GAYLON                   | WQ0003234000 | ERATH     | 10/04/2007 | 2,160.00         | 432.00           | 1,728.00       | 0.00     | 0.00       |
| WWA | 33259    | BOEKHORST, PETRUS ADRIANUS            | TXG920170    | HOPKINS   | 12/20/2007 | 6,000.00         | 1,200.00         | 4,800.00       | 0.00     | 0.00       |
| WWA | 34841    | CARPENTER, RUSSELL WAYNE              | WQ0003185000 | ERATH     | 04/03/2008 | 790.00           | 158.00           | 632.00         | 0.00     | 0.00       |
| WWA | 34203    | Comtex Dairies, L.L.C. *              | TXG920011    | COMANCHE  | 02/08/2008 | 4,290.00         | 858.00           | 3,432.00       | 0.00     | 0.00       |
| WWA | 33161    | COOPER, WILLIAM NEWELL                | WQ0003094000 | ERATH     | 12/20/2007 | 2,080.00         | 416.00           | 1,664.00       | 0.00     | 0.00       |
| WWA | 33154    | Cottonwood Auction Barn, L.L.C.       | TX0131156    | ERATH     | 10/04/2007 | 1,840.00         | 368.00           | 1,472.00       | 0.00     | 0.00       |
| WWA | 35001    | Dale Gold                             |              | LAVACA    | 08/29/2008 | 1,050.00         | 210.00           | 840.00         | 0.00     | 0.00       |
| WWA | 32607    | DEBOER, NICO JAAP                     | R05AG0698    | HENDERSON | 11/09/2007 | 7,000.00         | 1,400.00         | 5,600.00       | 0.00     | 0.00       |
| WWA | 33160    | DERIDDER, PETER WILFRIDUS             | WQ0003290000 | ERATH     | 11/19/2007 | 3,542.00         | 0.00             | 3,542.00       | 0.00     | 0.00       |
| WWA | 34697    | DEVRIES, GEORGE TED                   | WQ0003061000 | ERATH     | 04/03/2008 | 5,200.00         | 1,040.00         | 4,160.00       | 0.00     | 0.00       |
| WWA | 33629    | DEVRIES, GEORGE TED                   | WQ0003061000 | ERATH     | 12/20/2007 | 1,860.00         | 372.00           | 1,488.00       | 0.00     | 0.00       |
| WWA | 34458    | HEIJLIGERS, LEON                      | TXG920161    | HOPKINS   | 06/05/2008 | 4,000.00         | 800.00           | 3,200.00       | 0.00     | 0.00       |
| WWA | 33628    | Horizon Dairy                         | TXG920332    | HAMILTON  | 08/29/2008 | 2,020.00         | 0.00             | 2,020.00       | 0.00     | 0.00       |
| WWA | 33129    | HOWLE, ALLENE *                       | TXG010019    | ERATH     | 10/04/2007 | 3,030.00         | 606.00           | 2,424.00       | 0.00     | 0.00       |
| WWA | 33103    | HUCKABEE, NANCY LEA *                 | WQ0003699000 | HAMILTON  | 12/20/2007 | 2,225.00         | 445.00           | 1,780.00       | 0.00     | 0.00       |
| WWA | 33120    | HUISMAN, MEINE *                      | WQ0003563000 | ERATH     | 11/19/2007 | 1,820.00         | 364.00           | 1,456.00       | 0.00     | 0.00       |
| WWA | 33198    | J.B. Grand Canyon Dairy, L.P.         | TX0130923    | ERATH     | 11/09/2007 | 2,280.00         | 456.00           | 1,824.00       | 0.00     | 0.00       |
| WWA | 33122    | LEYENDEKKER, GERBEN                   | WQ0003259000 | ERATH     | 11/19/2007 | 2,060.00         | 412.00           | 1,648.00       | 0.00     | 0.00       |
| WWA | 34435    | MARTINDALE, LARRY                     |              | COOKE     | 04/14/2008 | 1,575.00         | 315.00           | 1,260.00       | 0.00     | 0.00       |
| WWA | 20579    | Mid-West Feed Yards, Inc.             | WQ0001870000 | TOM GREEN | 02/08/2008 | 24,675.00        | 0.00             | 24,675.00      | 0.00     | 0.00       |
| WWA | 33039    | NC-NorTex Cattle Company, LLC         |              | WILBARGER | 10/04/2007 | 6,300.00         | 1,260.00         | 5,040.00       | 0.00     | 0.00       |
| WWA | 34329    | Optimum Calves, L.L.C. *              | TXG920817    | BAILEY    | 02/08/2008 | 2,440.00         | 488.00           | 1,952.00       | 0.00     | 0.00       |
| WWA | 33101    | PARKS, ELMER JACK                     | WQ0003590000 | ERATH     | 11/19/2007 | 2,040.00         | 408.00           | 1,632.00       | 0.00     | 0.00       |
| WWA | 34109    | Penn-Cal, L.L.C. *                    | WQ0003199000 | ERATH     | 01/28/2008 | 2,320.00         | 464.00           | 1,856.00       | 0.00     | 0.00       |
| WWA | 35068    | Postmus Dairy, LLC                    | TPDES0130851 | ERATH     | 08/15/2008 | 7,200.00         | 1,440.00         | 5,760.00       | 0.00     | 0.00       |
| WWA | 34314    | Pottsboro Independent School District |              | GRAYSON   | 02/25/2008 | 3,150.00         | 630.00           | 2,520.00       | 0.00     | 0.00       |
| WWA | 34553    | San Angelo Feed Yard Ltd              | TXG920349    | TOM GREEN | 05/22/2008 | 4,200.00         | 840.00           | 3,360.00       | 0.00     | 0.00       |
| WWA | 33267    | SCHOUTEN, DENNIS JAMES                | TX0128422    | ERATH     | 02/25/2008 | 2,340.00         | 0.00             | 2,340.00       | 0.00     | 0.00       |
| WWA | 33136    | STOKER, JANNES                        | WQ0003238000 | ERATH     | 11/19/2007 | 1,860.00         | 372.00           | 1,488.00       | 0.00     | 0.00       |
| WWA | 33102    | STOKER, ROEL                          | WQ0004028000 | ERATH     | 04/28/2008 | 1,860.00         | 0.00             | 1,860.00       | 0.00     | 0.00       |
| WWA | 35186    | Tapia Brothers, Inc.                  | TXG920974    | TOM GREEN | 07/21/2008 | 3,689.00         | 0.00             | 3,689.00       | 0.00     | 0.00       |
| WWA | 34143    | Tapia Dairy #3, L.L.C.                | TXG920031    | TOM GREEN | 03/08/2008 | 16,640.00        | 3,328.00         | 13,312.00      | 0.00     | 0.00       |
| WWA | 26968    | TAPIA, ADOLFO                         | TXG920008    | TOM GREEN | 02/08/2008 | 13,104.00        | 0.00             | 13,104.00      | 0.00     | 0.00       |
| WWA | 32605    | TAPIA, EZEQUIEL                       | TXG920033    | RUNNELS   | 09/21/2007 | 2,700.00         | 0.00             | 2,700.00       | 0.00     | 0.00       |
| WWA | 33123    | TRAWEEK, JAMES THOMAS                 | WQ0003217000 | ERATH     | 11/19/2007 | 1,860.00         | 372.00           | 1,488.00       | 0.00     | 0.00       |

\* There are Multiple Respondent Names associated to this Case No.

## Appendix 9: List of Administrative Orders Issued FY2008

### Singles Program

Date Range Selected : 09/01/2007 - 08/31/2008

| PGM                          | Case No. | Respondent Name          | TCEQ ID      | County | Order Date | Penalty Assessed  | Penalty Deferred | Payable Amount    | SEP Cost    | SEP Offset  |
|------------------------------|----------|--------------------------|--------------|--------|------------|-------------------|------------------|-------------------|-------------|-------------|
| WWA                          | 33137    | VANDEN BERGE, JACK EDWIN | WQ0003184000 | ERATH  | 11/09/2007 | 3,420.00          | 684.00           | 2,736.00          | 0.00        | 0.00        |
| WWA                          | 33223    | VELDHUIZEN, WILLIAM G    |              | ERATH  | 03/08/2008 | 1,000.00          | 200.00           | 800.00            | 0.00        | 0.00        |
| WWA                          | 34167    | VISS, DANIEL             |              | ERATH  | 07/03/2008 | 5,830.00          | 1,166.00         | 4,664.00          | 0.00        | 0.00        |
| WWA                          | 33121    | WYLY, RANDY EARL         | WQ0003160000 | ERATH  | 11/19/2007 | 4,880.00          | 976.00           | 3,904.00          | 0.00        | 0.00        |
| <b>WWA Orders Issued: 41</b> |          |                          |              |        | Total:     | <b>168,180.00</b> | <b>22,640.00</b> | <b>145,540.00</b> | <b>0.00</b> | <b>0.00</b> |

## Appendix 9: List of Administrative Orders Issued FY2008

### Multi-Media Program

Date Range Selected : 09/01/2007 - 08/31/2008

| PGM | Case No. | Respondent Name                  | TCEQ ID      | County     | Order Date | Penalty Assessed | Penalty Deferred | Payable Amount | SEP Cost  | SEP Offset |
|-----|----------|----------------------------------|--------------|------------|------------|------------------|------------------|----------------|-----------|------------|
| MM  | 33024    | 100 Century Oaks, Ltd.           | 13-04012802  | BEXAR      | 02/25/2008 | 33,500.00        | 6,700.00         | 26,800.00      | 0.00      | 0.00       |
| MM  | 31004    | 125 Max Drycleaning Center, LLC  | TXR000071670 | HARRIS     | 02/18/2008 | 1,185.00         | 0.00             | 1,185.00       | 0.00      | 0.00       |
| MM  | 31191    | 3 PARK'S ENTERPRISES, L.L.C.     | TXR000072793 | HARRIS     | 10/25/2007 | 1,067.00         | 214.00           | 853.00         | 0.00      | 0.00       |
| MM  | 29898    | Abdul Aziz                       | 102521036    | DALLAS     | 08/15/2008 | 2,370.00         | 0.00             | 2,370.00       | 0.00      | 0.00       |
| MM  | 30793    | ABZZ Corporation                 | TXR000073494 | HARRIS     | 04/03/2008 | 3,437.00         | 687.00           | 2,750.00       | 0.00      | 0.00       |
| MM  | 30815    | AHAD BUSINESS, INC.              | TXR000033068 | FORT BEND  | 11/09/2007 | 1,185.00         | 0.00             | 1,185.00       | 0.00      | 0.00       |
| MM  | 35671    | ALANIZ, NOE                      | WS0000593    | CAMERON    | 07/03/2008 | 210.00           | 0.00             | 210.00         | 0.00      | 0.00       |
| MM  | 34648    | Amigo's Fuel Center, L.P.        | 455130104    | FRIO       | 04/28/2008 | 3,750.00         | 750.00           | 3,000.00       | 0.00      | 0.00       |
| MM  | 30846    | Andres E Pascual                 | TX0000703827 | HARRIS     | 08/29/2008 | 1,778.00         | 0.00             | 1,778.00       | 0.00      | 0.00       |
| MM  | 29890    | Aqua Texas, Inc.                 | 1630026      | MEDINA     | 01/28/2008 | 2,202.00         | 0.00             | 2,202.00       | 0.00      | 0.00       |
| MM  | 33743    | ASKINS, BILLY W                  |              | SHELBY     | 02/18/2008 | 750.00           | 150.00           | 600.00         | 0.00      | 0.00       |
| MM  | 35072    | BAIN, FRANKLIN                   |              | HALE       | 04/14/2008 | 210.00           | 0.00             | 210.00         | 0.00      | 0.00       |
| MM  | 33449    | BENKE, STEVEN                    |              | MEDINA     | 11/19/2007 | 210.00           | 0.00             | 210.00         | 0.00      | 0.00       |
| MM  | 32740    | BENOIT, JOHN                     |              | JEFFERSON  | 10/04/2007 | 12,750.00        | 2,550.00         | 10,200.00      | 0.00      | 0.00       |
| MM  | 29936    | BERRY CLEANERS, INC.             | TXD981590425 | HANSFORD   | 04/14/2008 | 1,067.00         | 214.00           | 853.00         | 0.00      | 0.00       |
| MM  | 35705    | BRISTOW, DONNIE EARL             |              | JONES      | 07/03/2008 | 210.00           | 0.00             | 210.00         | 0.00      | 0.00       |
| MM  | 35214    | CARR, JOE                        | TXR15EP49    | WOOD       | 08/29/2008 | 1,575.00         | 315.00           | 1,260.00       | 0.00      | 0.00       |
| MM  | 24736    | CARRILLO, GILBERT                |              | BEXAR      | 01/10/2008 | 24,300.00        | 0.00             | 24,300.00      | 0.00      | 0.00       |
| MM  | 30067    | Chico Auto Parts & Service, Inc. | 69385        | WISE       | 01/26/2008 | 7,350.00         | 0.00             | 7,350.00       | 0.00      | 0.00       |
| MM  | 35242    | City Of Austin                   | TX0097870    | TRAVIS     | 07/21/2008 | 16,250.00        | 0.00             | 16,250.00      | 0.00      | 0.00       |
| MM  | 34544    | City of Corpus Christi           | 1780003      | NUECES     | 04/14/2008 | 11,076.00        | 0.00             | 0.00           | 11,076.00 | 11,076.00  |
| MM  | 25477    | City Of Edgewood                 | WQ0014648001 | VAN ZANDT  | 10/04/2007 | 20,447.00        | 0.00             | 0.00           | 20,447.00 | 20,447.00  |
| MM  | 35267    | City of Encinal                  | UNA455160076 | WEBB       | 07/03/2008 | 1,050.00         | 210.00           | 840.00         | 0.00      | 0.00       |
| MM  | 25077    | City of Grand Saline             | TPDES0027545 | VAN ZANDT  | 02/25/2008 | 17,920.00        | 0.00             | 17,920.00      | 0.00      | 0.00       |
| MM  | 31663    | City of Harlingen                | 169          | CAMERON    | 04/28/2008 | 22,560.00        | 0.00             | 22,560.00      | 0.00      | 0.00       |
| MM  | 25076    | City of Queen City               | TPDES0034797 | CASS       | 10/04/2007 | 22,653.00        | 4,465.00         | 18,188.00      | 0.00      | 0.00       |
| MM  | 34925    | City Of San Angelo               | WQ0010641003 | TOM GREEN  | 08/15/2008 | 17,120.00        | 0.00             | 0.00           | 17,120.00 | 17,120.00  |
| MM  | 34554    | City of San Juan                 | 54154L002    | HIDALGO    | 04/03/2008 | 3,600.00         | 720.00           | 0.00           | 2,880.00  | 2,880.00   |
| MM  | 33939    | City of Sonora                   | TPDES0023191 | SUTTON     | 08/15/2008 | 8,950.00         | 0.00             | 0.00           | 8,950.00  | 8,950.00   |
| MM  | 7116     | City of Winfield                 | TPDES0079782 | TITUS      | 11/19/2007 | 16,160.00        | 0.00             | 16,160.00      | 0.00      | 0.00       |
| MM  | 32805    | CO2 Cleaning Servies, Inc.       | 455040176    | WISE       | 02/25/2008 | 2,000.00         | 0.00             | 2,000.00       | 0.00      | 0.00       |
| MM  | 25208    | ConocoPhillips Company           | TXD980626774 | HUTCHINSON | 11/09/2007 | 5,375.00         | 1,075.00         | 2,150.00       | 2,150.00  | 2,150.00   |
| MM  | 33307    | ConocoPhillips Company           | 30111        | HUTCHINSON | 12/20/2007 | 65,832.00        | 0.00             | 32,916.00      | 32,916.00 | 32,916.00  |
| MM  | 28026    | ConocoPhillips Company           | 71385        | HUTCHINSON | 11/19/2007 | 189,658.00       | 37,932.00        | 75,863.00      | 75,863.00 | 75,863.00  |
| MM  | 34471    | COOPER, RONALD RAY               | BP0004675    | COKE       | 01/12/2008 | 210.00           | 0.00             | 210.00         | 0.00      | 0.00       |
| MM  | 31099    | Daegu Corp                       | 84858        | COLLIN     | 11/09/2007 | 1,185.00         | 0.00             | 1,185.00       | 0.00      | 0.00       |
| MM  | 34149    | DECHERT, BILL                    |              | KIMBLE     | 04/14/2008 | 2,000.00         | 400.00           | 1,600.00       | 0.00      | 0.00       |

## Appendix 9: List of Administrative Orders Issued FY2008

### Multi-Media Program

Date Range Selected : 09/01/2007 - 08/31/2008

| PGM | Case No. | Respondent Name                        | TCEQ ID      | County       | Order Date | Penalty Assessed | Penalty Deferred | Payable Amount | SEP Cost  | SEP Offset |
|-----|----------|--|--------------|--------------|------------|------------------|------------------|----------------|-----------|------------|
| MM  | 34836    | DERRICK, EDNA                          | 1210019      | JASPER       | 02/18/2008 | 210.00           | 0.00             | 210.00         | 0.00      | 0.00       |
| MM  | 30694    | DORTON, JOHNNY                         | TXR000074419 | WICHITA      | 06/05/2008 | 2,370.00         | 0.00             | 2,370.00       | 0.00      | 0.00       |
| MM  | 35357    | East Texas Millworxs Inc.              |              | BRAZOS       | 08/15/2008 | 1,182.00         | 236.00           | 946.00         | 0.00      | 0.00       |
| MM  | 35051    | Environmental Processing Systems, L.C. | 86166        | LIBERTY      | 08/29/2008 | 51,850.00        | 10,370.00        | 41,480.00      | 0.00      | 0.00       |
| MM  | 33752    | F. A. Nunnely Company                  | 13-07010301  | COMAL        | 01/12/2008 | 1,500.00         | 300.00           | 1,200.00       | 0.00      | 0.00       |
| MM  | 30467    | GIFFORD, VANCE E                       | F1913        | BEXAR        | 01/09/2008 | 2,370.00         | 0.00             | 2,370.00       | 0.00      | 0.00       |
| MM  | 33905    | GSW Cleaners, Inc.                     | F1963        |              | 02/25/2008 | 2,000.00         | 400.00           | 1,600.00       | 0.00      | 0.00       |
| MM  | 35309    | GUTIERREZ, RUBEN                       |              | BROOKS       | 08/29/2008 | 210.00           | 0.00             | 210.00         | 0.00      | 0.00       |
| MM  | 34870    | GUZMAN, JOSEPHINE *                    | TXR000079010 | CAMERON      | 07/21/2008 | 1,152.00         | 230.00           | 922.00         | 0.00      | 0.00       |
| MM  | 30919    | HAB, INC.                              | TXR000069898 | HARRIS       | 07/21/2008 | 1,185.00         | 0.00             | 1,185.00       | 0.00      | 0.00       |
| MM  | 34491    | HALES, SANDRA L                        | WO0021101    | JIM WELLS    | 01/28/2008 | 210.00           | 0.00             | 210.00         | 0.00      | 0.00       |
| MM  | 17354    | HAMPTON, MARRICE M                     |              | SMITH        | 01/12/2008 | 17,500.00        | 0.00             | 17,500.00      | 0.00      | 0.00       |
| MM  | 35338    | HARBAUGH, ROSS B                       |              | RANDALL      | 08/29/2008 | 210.00           | 0.00             | 210.00         | 0.00      | 0.00       |
| MM  | 32288    | Hebert Construction Services, Inc.     |              | TARRANT      | 02/18/2008 | 2,000.00         | 0.00             | 2,000.00       | 0.00      | 0.00       |
| MM  | 34896    | HENDERSON, MELVIN *                    | 455100052    | HARDIN       | 07/23/2008 | 5,092.00         | 0.00             | 5,092.00       | 0.00      | 0.00       |
| MM  | 33481    | HILTON, BILLY                          |              | GUADALUPE    | 12/20/2007 | 6,000.00         | 1,200.00         | 4,800.00       | 0.00      | 0.00       |
| MM  | 33065    | HORN, BENNY D                          |              | NAVARRO      | 11/19/2007 | 210.00           | 0.00             | 210.00         | 0.00      | 0.00       |
| MM  | 31269    | Huntsman Petrochemical Corporation     | 1230096      | JEFFERSON    | 05/22/2008 | 98,263.00        | 0.00             | 49,132.00      | 49,131.00 | 49,131.00  |
| MM  | 32665    | I. 35 Sandpit, Inc.                    | 100034       | JOHNSON      | 10/25/2007 | 8,560.00         | 1,712.00         | 6,848.00       | 0.00      | 0.00       |
| MM  | 30955    | IRSA, INC.                             | TXR000071480 | HARRIS       | 12/20/2007 | 2,370.00         | 474.00           | 1,896.00       | 0.00      | 0.00       |
| MM  | 35346    | Ivan's Pumping Service, Inc.           | 21224        | EL PASO      | 07/21/2008 | 950.00           | 190.00           | 760.00         | 0.00      | 0.00       |
| MM  | 30686    | Jack Nguyen                            | TXR000069831 | HARRIS       | 02/18/2008 | 1,185.00         | 0.00             | 1,185.00       | 0.00      | 0.00       |
| MM  | 33443    | JARREL, LINDA                          |              | RANDALL      | 11/19/2007 | 210.00           | 0.00             | 210.00         | 0.00      | 0.00       |
| MM  | 31406    | Jesse J Garcia                         |              | TRAVIS       | 02/18/2008 | 12,500.00        | 0.00             | 12,500.00      | 0.00      | 0.00       |
| MM  | 33806    | JUAN J RODRIGUEZ                       | 55277        | DALLAS       | 02/18/2008 | 670.00           | 134.00           | 536.00         | 0.00      | 0.00       |
| MM  | 34223    | KUBITJA, FRED E JR                     |              | MCLENNAN     | 11/19/2007 | 210.00           | 0.00             | 210.00         | 0.00      | 0.00       |
| MM  | 34492    | LANSFORD, THOMAS R JR                  |              | LA SALLE     | 02/18/2008 | 210.00           | 0.00             | 210.00         | 0.00      | 0.00       |
| MM  | 34060    | Lindsey Contractors, Inc.              |              | REAL         | 01/28/2008 | 6,000.00         | 1,200.00         | 4,800.00       | 0.00      | 0.00       |
| MM  | 34462    | LITTLE, LARRY G                        |              | DICKENS      | 02/18/2008 | 210.00           | 0.00             | 210.00         | 0.00      | 0.00       |
| MM  | 33473    | Lone Star Beef Processors, L.P.        | 47036        | TOM GREEN    | 12/20/2007 | 4,200.00         | 840.00           | 3,360.00       | 0.00      | 0.00       |
| MM  | 35044    | LONGORIA, EDWARD                       | WW0025717    | LAMB         | 05/22/2008 | 210.00           | 0.00             | 210.00         | 0.00      | 0.00       |
| MM  | 35704    | LOPEZ, ADAM D JR                       |              | EASTLAND     | 07/03/2008 | 210.00           | 0.00             | 210.00         | 0.00      | 0.00       |
| MM  | 34609    | LYLES, JAMES E                         |              | JOHNSON      | 01/12/2008 | 210.00           | 0.00             | 210.00         | 0.00      | 0.00       |
| MM  | 34838    | MADDOX, GREG                           |              | HILL         | 02/18/2008 | 210.00           | 0.00             | 210.00         | 0.00      | 0.00       |
| MM  | 34059    | MAJOR, DARYL                           |              | SAN JACINTO  | 05/18/2008 | 8,500.00         | 0.00             | 8,500.00       | 0.00      | 0.00       |
| MM  | 23604    | Matbon, Inc.                           |              | WISE         | 03/08/2008 | 13,860.00        | 0.00             | 13,860.00      | 0.00      | 0.00       |
| MM  | 34934    | MCCLOSKEY, ALEX P                      |              | SAN PATRICIO | 02/18/2008 | 210.00           | 0.00             | 210.00         | 0.00      | 0.00       |

\* There are Multiple Respondent Names associated to this Case No.

## Appendix 9: List of Administrative Orders Issued FY2008

### Multi-Media Program

Date Range Selected : 09/01/2007 - 08/31/2008

| PGM | Case No. | Respondent Name                            | TCEQ ID      | County     | Order Date | Penalty Assessed | Penalty Deferred | Payable Amount | SEP Cost | SEP Offset |
|-----|----------|--|--------------|------------|------------|------------------|------------------|----------------|----------|------------|
| MM  | 34834    | McEachern Enterprises, Inc.                | 11-08042803  | WILLIAMSON | 05/22/2008 | 3,150.00         | 630.00           | 2,520.00       | 0.00     | 0.00       |
| MM  | 30580    | Meldimaa Enterprise, Inc.                  | TXR000072918 | BRAZORIA   | 01/28/2008 | 4,740.00         | 0.00             | 4,740.00       | 0.00     | 0.00       |
| MM  | 30844    | METRO CONTINENTAL, INC.                    | TXR000069732 | LIBERTY    | 10/04/2007 | 4,740.00         | 0.00             | 4,740.00       | 0.00     | 0.00       |
| MM  | 27026    | MICHAEL, DEVEN                             | 455100049    | ORANGE     | 07/21/2008 | 7,875.00         | 4,275.00         | 3,600.00       | 0.00     | 0.00       |
| MM  | 33635    | MIMS, STEVEN L                             |              | PANOLA     | 11/19/2007 | 210.00           | 0.00             | 210.00         | 0.00     | 0.00       |
| MM  | 34414    | MOORE, ANDREW D                            |              | GREGG      | 11/19/2007 | 210.00           | 0.00             | 210.00         | 0.00     | 0.00       |
| MM  | 32769    | MOORE, JOHN L                              |              | MCLENNAN   | 06/19/2008 | 675.00           | 135.00           | 540.00         | 0.00     | 0.00       |
| MM  | 35330    | Munsell Construction, Inc.                 | 55552        | MASON      | 08/15/2008 | 2,355.00         | 471.00           | 1,884.00       | 0.00     | 0.00       |
| MM  | 29652    | NGUYEN, SON                                | 66314        | TRAVIS     | 04/14/2008 | 2,370.00         | 0.00             | 2,370.00       | 0.00     | 0.00       |
| MM  | 31018    | Nhan Q Ha dba 7-7 Cleaners and Alterations | TXR000070300 | HARRIS     | 02/18/2008 | 1,209.00         | 0.00             | 1,209.00       | 0.00     | 0.00       |
| MM  | 29962    | North Bengal, Inc.                         | TXR000070730 | TARRANT    | 10/25/2007 | 889.00           | 0.00             | 889.00         | 0.00     | 0.00       |
| MM  | 35047    | PADDOCK, SAMUEL D                          | WO0022007    | GRAYSON    | 02/18/2008 | 210.00           | 0.00             | 210.00         | 0.00     | 0.00       |
| MM  | 35246    | PARRISH, TONY DWAYNE                       |              | HUNT       | 08/29/2008 | 210.00           | 0.00             | 210.00         | 0.00     | 0.00       |
| MM  | 31123    | Paul Anthony Pasillas                      | 86224        | BEXAR      | 09/21/2007 | 1,185.00         | 0.00             | 1,185.00       | 0.00     | 0.00       |
| MM  | 32287    | PDLA Partners, LP                          | 30636        | TARRANT    | 09/21/2007 | 2,000.00         | 400.00           | 1,600.00       | 0.00     | 0.00       |
| MM  | 34825    | PETRO STOPPING CENTERS, L.P.               | 20002        | JEFFERSON  | 05/22/2008 | 16,050.00        | 3,210.00         | 12,840.00      | 0.00     | 0.00       |
| MM  | 32110    | PETRO STOPPING CENTERS, L.P.               | 20002        | JEFFERSON  | 04/03/2008 | 41,242.00        | 8,248.00         | 32,994.00      | 0.00     | 0.00       |
| MM  | 34945    | Prime Mart Inc.                            | 7164         | TRAVIS     | 06/05/2008 | 7,800.00         | 1,560.00         | 6,240.00       | 0.00     | 0.00       |
| MM  | 34975    | QUINTANILLA, MATIAS G                      | WW0026812    | BEXAR      | 05/22/2008 | 250.00           | 50.00            | 200.00         | 0.00     | 0.00       |
| MM  | 28928    | RAMON, RAFAEL                              |              | MILAM      | 09/21/2007 | 3,750.00         | 0.00             | 3,750.00       | 0.00     | 0.00       |
| MM  | 30700    | RETA, GILBERTO                             | F1915        | BEXAR      | 10/04/2007 | 1,185.00         | 0.00             | 1,185.00       | 0.00     | 0.00       |
| MM  | 30710    | River Oaks Brothers, Inc.                  | TXD981059769 | HARRIS     | 02/18/2008 | 1,067.00         | 0.00             | 1,067.00       | 0.00     | 0.00       |
| MM  | 31088    | RUBEN D SERNA                              |              | JIM HOGG   | 02/18/2008 | 210.00           | 0.00             | 210.00         | 0.00     | 0.00       |
| MM  | 30536    | S. J. & Sons, Inc.                         | TXD137601720 | HARRIS     | 04/03/2008 | 2,844.00         | 569.00           | 2,275.00       | 0.00     | 0.00       |
| MM  | 34557    | SHIN, PATRICK Y                            | 82573        | DALLAS     | 07/03/2008 | 2,000.00         | 400.00           | 1,600.00       | 0.00     | 0.00       |
| MM  | 34921    | SHIN, PATRICK Y                            | F1965        | DALLAS     | 06/19/2008 | 2,000.00         | 400.00           | 1,600.00       | 0.00     | 0.00       |
| MM  | 30682    | SNS Enterprises, Inc                       | TXD021470562 | HARRIS     | 10/04/2007 | 1,209.00         | 0.00             | 1,209.00       | 0.00     | 0.00       |
| MM  | 33480    | SONG, RICHARD K                            | 77729        |            | 08/10/2008 | 7,650.00         | 0.00             | 7,650.00       | 0.00     | 0.00       |
| MM  | 34222    | Stagecoach Properties, Inc.                |              | BELL       | 04/03/2008 | 1,050.00         | 210.00           | 840.00         | 0.00     | 0.00       |
| MM  | 35251    | SWANSON, TIM M                             |              | HARRIS     | 08/29/2008 | 210.00           | 0.00             | 210.00         | 0.00     | 0.00       |
| MM  | 26143    | TAMEZ, JOHN                                |              | EL PASO    | 06/19/2008 | 21,000.00        | 0.00             | 21,000.00      | 0.00     | 0.00       |
| MM  | 32539    | Texas Children's Hospital                  | 74564        | HARRIS     | 11/09/2007 | 2,000.00         | 400.00           | 1,600.00       | 0.00     | 0.00       |
| MM  | 30873    | Thai C Truong                              | TXR000072090 | HARRIS     | 11/09/2007 | 1,185.00         | 0.00             | 1,185.00       | 0.00     | 0.00       |
| MM  | 33148    | Thomas Steel Drums, Inc.                   | 65206        | TARRANT    | 08/15/2008 | 13,500.00        | 0.00             | 13,500.00      | 0.00     | 0.00       |



## Appendix 9: List of Administrative Orders Issued FY2008

### Multi-Media Program

Date Range Selected : 09/01/2007 - 08/31/2008

| PGM                                | Case No. | Respondent Name  | TCEQ ID      | County     | Order Date | Penalty Assessed   | Penalty Deferred     | Payable Amount      | SEP Cost             | SEP Offset          |                     |
|------------------------------------|----------|--|--------------|------------|------------|--------------------|----------------------|---------------------|----------------------|---------------------|---------------------|
| MM                                 | 30687    | TQH INVESTMENTS, LTD. DBA BELLS CLEANERS AND DBA MART CLEANERS | TXR000053447 | HARRIS     | 12/20/2007 | 2,370.00           | 0.00                 | 2,370.00            | 0.00                 | 0.00                |                     |
| MM                                 | 30910    | TRAN, JOHN   | TXR000069799 | JEFFERSON  | 10/04/2007 | 900.00             | 0.00                 | 900.00              | 0.00                 | 0.00                |                     |
| MM                                 | 30783    | Tuan Ngoc Nguyen   | TXD982548273 | HARRIS     | 07/09/2008 | 1,185.00           | 0.00                 | 1,185.00            | 0.00                 | 0.00                |                     |
| MM                                 | 28148    | TURNEY, LYNN   |              | HOOD       | 10/25/2007 | 3,000.00           | 0.00                 | 3,000.00            | 0.00                 | 0.00                |                     |
| MM                                 | 25390    | US Department of the Air Force                                 |              | BEXAR      | 02/18/2008 | 2,309.00           | 0.00                 | 2,309.00            | 0.00                 | 0.00                |                     |
| MM                                 | 34995    | VALDEZ, GARY   |              | HARRIS     | 03/08/2008 | 210.00             | 0.00                 | 210.00              | 0.00                 | 0.00                |                     |
| MM                                 | 29209    | Valero Refining-Texas, L.P.                                    | GB0073P      | NUECES     | 11/19/2007 | 59,475.00          | 11,895.00            | 23,790.00           | 23,790.00            | 23,790.00           |                     |
| MM                                 | 31404    | Viridis Energy (Texas), LP                                     | 48006        | HARRIS     | 09/21/2007 | 46,046.00          | 9,209.00             | 36,837.00           | 0.00                 | 0.00                |                     |
| MM                                 | 2627     | Webb County  | TPDES0123323 | WEBB       | 02/08/2008 | 37,260.00          | 0.00                 | 0.00                | 37,260.00            | 37,260.00           |                     |
| MM                                 | 33641    | WILLIAMS, GEORGE   | 455130098    | BEXAR      | 08/10/2008 | 2,000.00           | 0.00                 | 2,000.00            | 0.00                 | 0.00                |                     |
| MM                                 | 34130    | WINSTEAD, DARRYL C   |              | WILLIAMSON | 11/19/2007 | 210.00             | 0.00                 | 210.00              | 0.00                 | 0.00                |                     |
| <b>MM Orders Issued: 119</b>       |          |  |              |            |            | <b>Total:</b>      | <b>1,090,546.00</b>  | <b>115,730.00</b>   | <b>693,233.00</b>    | <b>281,583.00</b>   | <b>281,583.00</b>   |
| <b>Total Orders Issued : 1,624</b> |          |  |              |            |            | <b>GrandTotal:</b> | <b>16,907,912.00</b> | <b>2,067,959.00</b> | <b>10,180,834.50</b> | <b>4,659,118.50</b> | <b>4,659,118.50</b> |



## Appendix 10: List of SEP's & SEP Projects - FY 2008

### Single Program

Date Range Selected : 09/01/2007 - 08/31/2008

| PGM | Case No. | Respondent Name                         | Effective Date   | Ratio  | Assessed Amt | Deferred Amt | Payable Amt | SEP Cost  | SEP Offset |
|-----|----------|---|--|--------|--------------|--------------|-------------|-----------|------------|
| AQ  | 33797    | Equistar Chemicals, LP                  | 04/03/2008   | 1.00:1 | 50,000.00    | 0.00         | 25,000.00   | 25,000.00 | 25,000.00  |
|     |          | POLLUTION REDUCTION                     | The Respondent will contribute to Houston-Galveston AERCO's Clean Cities/Clean Vehicles Program in Harris County. The contribution will be used in accordance with the Supplemental Environmental Project Agreement between the Houston-Galveston AERCO and the Texas Commission on Environmental Quality. SEP monies will be used to aid local school districts and area transit agencies in reaching local match requirements mandated by the Federal Highway Administration's ("FHWA") Congestion Mitigation/Air Quality funding program. SEP monies will be disbursed to school districts and transit agencies in need of funding assistance in the Houston-Galveston non-attainment area. Those SEP monies will be used exclusively by the school districts and transit agencies as supplements to meet the local match requirements of the EPA. SEP monies will be used to pay for the cost of replacing older diesel buses with alternative fueled or clean diesel buses. The old buses will be permanently retired and only sold for scrap. The schools and transit agencies will also use the SEP monies to retrofit more buses to reduce emissions. Houston-Galveston AERCO will send the TCEQ verification in the form of paid invoices and other documentation to show that the retrofits were completed. Retrofit technologies include particulate matter traps, diesel particulate matter filters, NOx reduction catalyst technology in combination with diesel particulate filters, and other emission control technologies that are developed and approved by EPA or the California Air Resources Board. |        |              |              |             | 25,000.00 | 25,000.00  |
| AQ  | 31121    | DCP Midstream, LP                       | 02/18/2008   | 1.00:1 | 93,009.00    | 0.00         | 46,505.00   | 46,504.00 | 46,504.00  |
|     |          | POLLUTION PREVENTION                    | The Respondent shall contribute the SEP Amount to the Third-Party Recipient pursuant to the agreement between the Third-Party Recipient and the TCEQ. Specifically, the contribution will be to the Texas Association of Resource Conservation & Development Areas, Inc. ("RC&D") Clean School Bus program. Specifically, SEP monies will be used to aid local school districts, area transit agencies, and local governments in need of funding assistance to pay for the cost replacing older diesel buses with alternative fueled or clean diesel buses or retrofitting older diesel buses with new cleaner technology. The project will be administered in accordance with federal, state, and local environmental laws and regulations.   |        |              |              |             | 46,504.00 | 46,504.00  |
| AQ  | 34959    | CHEVRON PHILLIPS<br>CHEMICAL COMPANY LP | 06/19/2008   | 1.00:1 | 10,000.00    | 2,000.00     | 4,000.00    | 4,000.00  | 4,000.00   |
|     |          | POLLUTION REDUCTION                     | The contribution will be used in accordance with the Supplemental Environmental Project Agreement between the Houston-Galveston AERCO and the Texas Commission on Environmental Quality. SEP monies will be used to aid local school districts and area transit agencies in reaching local match requirements mandated by the Federal Highway Administration's ("FHWA") Congestion Mitigation/Air Quality funding program. SEP monies will be disbursed to school districts and transit agencies in need of funding assistance in the Houston-Galveston non-attainment area. Those SEP monies will be used exclusively by the school districts and transit agencies as supplements to meet the local match requirements of the EPA. SEP monies will be used to pay for the cost of replacing older diesel buses with alternative fueled or clean diesel buses. The old buses will be permanently retired and only sold for scrap. The schools and transit agencies will also use the SEP monies to retrofit more buses to reduce emissions. Houston-Galveston AERCO will send the TCEQ verification in the form of paid invoices and other documentation to show that the retrofits were completed. Retrofit technologies include particulate matter traps, diesel particulate matter filters, NOx reduction catalyst technology in combination with diesel particulate filters, and other emission control technologies that are developed and approved by EPA or the California Air Resources Board.   |        |              |              |             | 4,000.00  | 4,000.00   |
| AQ  | 33151    | ConocoPhillips Company                  | 05/22/2008   | 1.00:1 | 210,128.00   | 42,025.00    | 84,052.00   | 84,051.00 | 84,051.00  |

\* There are Multiple Respondent Names associated to this Case No.

## Appendix 10: List of SEP's & SEP Projects - FY 2008

### Single Program

|    |                      |   |            |           |           |          |           |           |           |
|----|----------------------|---|------------|-----------|-----------|----------|-----------|-----------|-----------|
|    | CLEAN UP             | The Respondent shall contribute to the Third-Party Recipient pursuant to the agreement between the Third-Party Recipient and the TCEQ. Specifically, the contribution will be used to clean-up sites where tires have been disposed of illegally. Eligible sites will be limited to those where a responsible party cannot be found and where reasonable efforts have been made to prevent the dumping. SEP monies will be used to pay for the direct cost of collecting and disposing of tires. All dollars contributed will be used solely for the direct cost of the project and no portion will be spent on administrative costs. The SEP will be done in accordance with all federal, state and local environmental laws and regulations.  | 84,051.00  | 84,051.00 |           |          |           |           |           |
| AQ | 34182                | Stallion Oilfield Construction, LLC   | 02/25/2008 | 1.00:1    | 20,000.00 | 0.00     | 10,000.00 | 10,000.00 | 10,000.00 |
|    | POLLUTION PREVENTION | The Respondent shall contribute to the Third-Party Recipient pursuant to the agreement between the Third-Party Recipient and the TCEQ. Specifically, the contribution will be used to provide low income rural homeowners with assistance to enable the repair or replacement of their failing on-site wastewater systems. SEP monies will be used to pay for the labor and materials costs related to repairing or replacing the failing systems. The recipients will not be charged for the cost of replacing or repairing the failing systems  | 10,000.00  | 10,000.00 |           |          |           |           |           |
| AQ | 35136                | Valero Refining-Texas, L.P.   | 07/03/2008 | 1.00:1    | 10,000.00 | 2,000.00 | 4,000.00  | 4,000.00  | 4,000.00  |
|    | POLLUTION REDUCTION  | The Respondent will contribute to Houston-Galveston AERCO's Clean Cities/Clean Vehicles Program in Galveston County. The contribution will be used in accordance with the Supplemental Environmental Project Agreement between the Houston-Galveston AERCO and the Texas Commission on Environmental Quality. SEP monies will be used to aid local school districts and area transit agencies in reaching local match requirements mandated by the Federal Highway Administration's ("FHWA") Congestion Mitigation/Air Quality funding program. SEP monies will be disbursed to school districts and transit agencies in need of funding assistance in the Houston-Galveston non-attainment area. Those SEP monies will be used exclusively by the school districts and transit agencies as supplements to meet the local match requirements of the EPA. SEP monies will be used to pay for the cost of replacing older diesel buses with alternative fueled or clean diesel buses. The old buses will be permanently retired and only sold for scrap. The schools and transit agencies will also use the SEP monies to retrofit more buses to reduce emissions. Houston-Galveston AERCO will send the TCEQ verification in the form of paid invoices and other documentation to show that the retrofits were completed. Retrofit technologies include particulate matter traps, diesel particulate matter filters, NOx reduction catalyst technology in combination with diesel particulate filters, and other emission control technologies that are developed and approved by EPA or the California Air Resources Board. | 4,000.00   | 4,000.00  |           |          |           |           |           |
| AQ | 35107                | Deer Park Refining Limited Partnership  | 08/15/2008 | 1.00:1    | 10,000.00 | 2,000.00 | 4,000.00  | 4,000.00  | 4,000.00  |

\* There are Multiple Respondent Names associated to this Case No.

## Appendix 10: List of SEP's & SEP Projects - FY 2008

### Single Program

|    |                      |  |            |            |            |          |            |            |            |
|----|----------------------|--|------------|------------|------------|----------|------------|------------|------------|
|    | POLLUTION REDUCTION  | The Respondent will contribute to Houston-Galveston AERCO's Clean Cities/Clean Vehicles Program in Harris County. The contribution will be used in accordance with the Supplemental Environmental Project Agreement between the Houston-Galveston AERCO and the Texas Commission on Environmental Quality. SEP monies will be used to aid local school districts and area transit agencies in reaching local match requirements mandated by the Federal Highway Administration's ("FHWA") Congestion Mitigation/Air Quality funding program. SEP monies will be disbursed to school districts and transit agencies in need of funding assistance in the Houston-Galveston non-attainment area. Those SEP monies will be used exclusively by the school districts and transit agencies as supplements to meet the local match requirements of the EPA. SEP monies will be used to pay for the cost of replacing older diesel buses with alternative fueled or clean diesel buses. The old buses will be permanently retired and only sold for scrap. The schools and transit agencies will also use the SEP monies to retrofit more buses to reduce emissions. Houston-Galveston AERCO will send the TCEQ verification in the form of paid invoices and other documentation to show that the retrofits were completed. Retrofit technologies include particulate matter traps, diesel particulate matter filters, NOx reduction catalyst technology in combination with diesel particulate filters, and other emission control technologies that are developed and approved by EPA or the California Air Resources Board.   | 4,000.00   | 4,000.00   |            |          |            |            |            |
| AQ | 35010                | Millennium Petrochemicals Inc.   | 07/03/2008 | 1.00:1     | 5,525.00   | 1,105.00 | 2,210.00   | 2,210.00   | 2,210.00   |
|    | POLLUTION PREVENTION | The Respondent will contribute to Harris County Public Health and Environmental Services-Pollution Control Division's FTIR Project. This project includes the lease/contracting for services of air monitoring equipment, FTIR and other associated monitoring equipment, site preparation (including power and a shelter for the monitoring equipment), installation, operation and maintenance for a minimum of a two year period. Data validation management and reporting, and site closure and restoration will also be performed as a part of this project using methods approved by the TCEQ. The FTIR will analyze volatile organic compounds in ambient air. Harris County, in cooperation with the TCEQ, will establish Internet connectivity and automated data ingestion into the TCEQ LEADS system. SEP monies will fund the lease/contract for services of the FTIR and related equipment, site creation, preparation and installation of the FTIR, and the operation and maintenance of the FTIR site for a minimum of two years. SEP monies will also be used to pay for any equipment, software, and programming associated with establishing Internet connectivity and automated data ingestion.   | 2,210.00   | 2,210.00   |            |          |            |            |            |
| AQ | 34302                | ConocoPhillips Company   | 06/05/2008 | 1.00:1     | 228,900.00 | 0.00     | 114,450.00 | 114,450.00 | 114,450.00 |
|    | POLLUTION REDUCTION  | The Respondent will contribute to Houston-Galveston AERCO's Clean Cities/Clean Vehicles Program in Brazoria County. The contribution will be used in accordance with the Supplemental Environmental Project Agreement between the Houston-Galveston AERCO and the Texas Commission on Environmental Quality. SEP monies will be used to aid local school districts and area transit agencies in reaching local match requirements mandated by the Federal Highway Administration's ("FHWA") Congestion Mitigation/Air Quality funding program. SEP monies will be disbursed to school districts and transit agencies in need of funding assistance in the Houston-Galveston non-attainment area. Those SEP monies will be used exclusively by the school districts and transit agencies as supplements to meet the local match requirements of the EPA. SEP monies will be used to pay for the cost of replacing older diesel buses with alternative fueled or clean diesel buses. The old buses will be permanently retired and only sold for scrap. The schools and transit agencies will also use the SEP monies to retrofit more buses to reduce emissions. Houston-Galveston AERCO will send the TCEQ verification in the form of paid invoices and other documentation to show that the retrofits were completed. Retrofit technologies include particulate matter traps, diesel particulate matter filters, NOx reduction catalyst technology in combination with diesel particulate filters, and other emission control technologies that are developed and approved by EPA or the California Air Resources Board. | 114,450.00 | 114,450.00 |            |          |            |            |            |
| AQ | 32840                | The Dow Chemical Company   | 12/20/2007 | 1.00:1     | 14,000.00  | 2,800.00 | 5,600.00   | 5,600.00   | 5,600.00   |

\* There are Multiple Respondent Names associated to this Case No.

## Appendix 10: List of SEP's & SEP Projects - FY 2008

### Single Program

|    |                      |   |            |           |           |          |           |           |           |
|----|----------------------|---|------------|-----------|-----------|----------|-----------|-----------|-----------|
|    | PUBLIC EDUCATION     | The Respondent will contribute to Harris County Public Health and Environmental Services-Pollution Control Division's FTIR Project. This project includes the lease/contracting for services of air monitoring equipment, FTIR and other associated monitoring equipment, site preparation (including power and a shelter for the monitoring equipment), installation, operation and maintenance for a minimum of a two year period. Data validation management and reporting, and site closure and restoration will also be performed as a part of this project using methods approved by the TCEQ. The FTIR will analyze volatile organic compounds in ambient air. Harris County, in cooperation with the TCEQ, will establish Internet connectivity and automated data ingestion into the TCEQ LEADS system. SEP monies will fund the lease/contract for services of the FTIR and related equipment, site creation, preparation and installation of the FTIR, and the operation and maintenance of the FTIR site for a minimum of two years. SEP monies will also be used to pay for any equipment, software, and programming associated with establishing Internet connectivity and automated data ingestion.  | 5,600.00   | 5,600.00  |           |          |           |           |           |
| AQ | 32602                | Motiva Enterprises LLC  | 10/25/2007 | 1.00:1    | 14,085.00 | 2,817.00 | 5,634.00  | 5,634.00  | 5,634.00  |
|    | POLLUTION REDUCTION  | The Respondent shall contribute the SEP Amount to the Third-Party Recipient pursuant to the agreement between the Third-Party Recipient and the TCEQ. Specifically, the contribution will be used to install, operate, and maintain a stationary ambient air monitoring station in the vicinity of Memorial High School Ninth Grade Campus. The station will employ canister sampling, a hydrocarbon analyzer, and/or a chromatograph. Ancillary equipment will include a sample conditioning system, a ten meter meteorological tower, a climate controlled equipment shelter, a remote communications system, and have electronic data logging capabilities. The station will continuously sample and analyze the ambient air for a wide range of hydrocarbon species in accordance with Environmental Protection Agency's recommended "TO-14" list. SEP monies will be used for the cost of purchasing, installing, operating, and maintaining the air monitoring station along with its ancillary equipment.<br><br>The Respondent certifies that there is no prior commitment to do this project and that it is being performed solely in an effort to settle this enforcement action.   | 5,634.00   | 5,634.00  |           |          |           |           |           |
| AQ | 35108                | Huntsman Petrochemical Corporation  | 08/15/2008 | 1.00:1    | 29,482.00 | 0.00     | 14,741.00 | 14,741.00 | 14,741.00 |
|    | POLLUTION PREVENTION | The Respondent shall contribute to the Third-Party Recipient pursuant to the agreement between the Third-Party Recipient and the TCEQ. Specifically, the contribution will be used to aid local school districts, area transit agencies, and local governments in need of funding assistance to pay for the cost of the following activities to reduce emissions: 1) replacing older diesel buses with alternative fuelled or clean diesel buses; or 2) retrofitting older diesel buses with new, cleaner technology. The funds will be disbursed on a needs-rated basis, using non-attainment area status, condition of buses, and economic status of the recipient as possible rating factors if competition for the funds exists. To maximize funds, retrofitting will take priority over replacement of buses. Older buses deemed not suitable for retrofitting will be permanently retired and sold only for scrap.<br><br>Acceptable retrofit technologies include particulate matter traps, diesel particulate matter filters, nitrogen oxides (NOx) reduction catalyst technology in combination with diesel particulate filters, and other emission control technologies that are developed and approved by the United States Environmental Protection Agency ("EPA") or the California Air Resources Board. | 14,741.00  | 14,741.00 |           |          |           |           |           |
| AQ | 33111                | Equistar Chemicals, LP  | 02/25/2008 | 1.00:1    | 40,000.00 | 0.00     | 20,000.00 | 20,000.00 | 20,000.00 |

\* There are Multiple Respondent Names associated to this Case No.

## Appendix 10: List of SEP's & SEP Projects - FY 2008

### Single Program

|    |                      |  |            |           |           |          |          |          |          |
|----|----------------------|--|------------|-----------|-----------|----------|----------|----------|----------|
|    | POLLUTION REDUCTION  | The Respondent will contribute to Houston-Galveston AERCO's Clean Cities/Clean Vehicles Program in Harris County. The contribution will be used in accordance with the Supplemental Environmental Project Agreement between the Houston-Galveston AERCO and the Texas Commission on Environmental Quality. SEP monies will be used to aid local school districts and area transit agencies in reaching local match requirements mandated by the Federal Highway Administration's ("FHWA") Congestion Mitigation/Air Quality funding program. SEP monies will be disbursed to school districts and transit agencies in need of funding assistance in the Houston-Galveston non-attainment area. Those SEP monies will be used exclusively by the school districts and transit agencies as supplements to meet the local match requirements of the EPA. SEP monies will be used to pay for the cost of replacing older diesel buses with alternative fueled or clean diesel buses. The old buses will be permanently retired and only sold for scrap. The schools and transit agencies will also use the SEP monies to retrofit more buses to reduce emissions. Houston-Galveston AERCO will send the TCEQ verification in the form of paid invoices and other documentation to show that the retrofits were completed. Retrofit technologies include particulate matter traps, diesel particulate matter filters, NOx reduction catalyst technology in combination with diesel particulate filters, and other emission control technologies that are developed and approved by EPA or the California Air Resources Board. | 20,000.00  | 20,000.00 |           |          |          |          |          |
| AQ | 35096                | Texas Petrochemicals LP  | 06/05/2008 | 1.00:1    | 6,575.00  | 1,315.00 | 2,630.00 | 2,630.00 | 2,630.00 |
|    | POLLUTION PREVENTION | This project includes the lease/contracting for services of air monitoring equipment, Fourier Transform Infra Red (FTIR) and other associated monitoring equipment, site preparation (including power and a shelter for the monitoring equipment), installation, operation and maintenance for a minimum of a two year period. Data validation management and reporting, and site closure and restoration will also be performed as a part of this project using methods approved by the TCEQ. The FTIR will analyze volatile organic compounds in ambient air. Harris County, in cooperation with the TCEQ, will establish Internet connectivity and automated data ingestion into the TCEQ LEADS system. SEP monies will fund the lease/contract for services of the FTIR and related equipment, site creation, preparation and installation of the FTIR, and the operation and maintenance of the FTIR site for a minimum of two years. SEP monies will also be used to pay for any equipment, software, and programming associated with establishing Internet connectivity and automated data ingestion.   | 2,630.00   | 2,630.00  |           |          |          |          |          |
| AQ | 34901                | Haldor Topsoe, Inc.  | 06/05/2008 | 1.00:1    | 3,350.00  | 670.00   | 1,340.00 | 1,340.00 | 1,340.00 |
|    | POLLUTION PREVENTION | The Respondent will contribute to Harris County Public Health and Environmental Services-Pollution Control Division's FTIR Project. This project includes the lease/contracting for services of air monitoring equipment, FTIR and other associated monitoring equipment, site preparation (including power and a shelter for the monitoring equipment), installation, operation and maintenance for a minimum of a two year period. Data validation management and reporting, and site closure and restoration will also be performed as a part of this project using methods approved by the TCEQ. The FTIR will analyze volatile organic compounds in ambient air. Harris County, in cooperation with the TCEQ, will establish Internet connectivity and automated data ingestion into the TCEQ LEADS system. SEP monies will fund the lease/contract for services of the FTIR and related equipment, site creation, preparation and installation of the FTIR, and the operation and maintenance of the FTIR site for a minimum of two years. SEP monies will also be used to pay for any equipment, software, and programming associated with establishing Internet connectivity and automated data ingestion.   | 1,340.00   | 1,340.00  |           |          |          |          |          |
| AQ | 35052                | Citation Corporation   | 08/15/2008 | 1.00:1    | 13,300.00 | 2,660.00 | 5,320.00 | 5,320.00 | 5,320.00 |
|    | CLEAN UP             | The Respondent shall contribute to the Third-Party Recipient pursuant to the agreement between the Third-Party Recipient and the TCEQ. Specifically, the contribution will be used to collect and properly dispose of illegally dumped waste. Eligible sites will be limited to areas where a responsible party cannot be identified and where there is no pre-existing obligation to clean up the site by the owner.  | 5,320.00   | 5,320.00  |           |          |          |          |          |

\* There are Multiple Respondent Names associated to this Case No.

## Appendix 10: List of SEP's & SEP Projects - FY 2008

### Single Program

|    |       |   |  |        |           |          |           |           |           |
|----|-------|---|--|--------|-----------|----------|-----------|-----------|-----------|
| AQ | 27415 | University of Texas Medical Branch at Galveston | 09/21/2007   | 1.00:1 | 11,400.00 | 2,280.00 | 0.00      | 9,120.00  | 9,120.00  |
|    |       | POLLUTION REDUCTION                             | <p>The Respondent will contribute to Houston-Galveston AERCO's Clean Cities/Clean Vehicles Program in Galveston County. The contribution will be used in accordance with the Supplemental Environmental Project Agreement between the Houston-Galveston AERCO and the Texas Commission on Environmental Quality. SEP monies will be used to aid local school districts and area transit agencies in reaching local match requirements mandated by the Federal Highway Administration's ("FHWA") Congestion Mitigation/Air Quality funding program. SEP monies will be disbursed to school districts and transit agencies in need of funding assistance in the Houston-Galveston non-attainment area. Those SEP monies will be used exclusively by the school districts and transit agencies as supplements to meet the local match requirements of the EPA. SEP monies will be used to pay for the cost of replacing older diesel buses with alternative fueled or clean diesel buses. The old buses will be permanently retired and only sold for scrap. The schools and transit agencies will also use the SEP monies to retrofit more buses to reduce emissions. Houston-Galveston AERCO will send the TCEQ verification in the form of paid invoices and other documentation to show that the retrofits were completed. Retrofit technologies include particulate matter traps, diesel particulate matter filters, NOx reduction catalyst technology in combination with diesel particulate filters, and other emission control technologies that are developed and approved by EPA or the California Air Resources Board.</p> |        |           |          |           | 9,120.00  | 9,120.00  |
| AQ | 34312 | Valero Refining-Texas, L.P.                     | 04/14/2008   | 1.00:1 | 8,800.00  | 1,760.00 | 3,520.00  | 3,520.00  | 3,520.00  |
|    |       | POLLUTION REDUCTION                             | <p>The Respondent shall contribute to the Third-Party Recipient pursuant to the agreement between the Third-Party Recipient and the TCEQ. Specifically, the contribution will be used to implement the AutoCheck program. AutoCheck is a remote sensing system that detects polluting vehicles as they drive past the system. Motorists are informed if their vehicles are polluting via a large electronic sign. Once a vehicle is identified, qualified service stations perform repairs on these vehicles. Pre and post emissions tests are performed and tracked, and the service stations are reimbursed for their expenses. The monies shall be used to only pay for the repair vouchers, equipment maintenance, and a program operator. The operator shall only work on the AutoCheck program.</p>  |        |           |          |           | 3,520.00  | 3,520.00  |
| AQ | 33867 | CHEVRON PHILLIPS CHEMICAL COMPANY LP            | 04/14/2008   | 1.00:1 | 38,179.00 | 7,635.00 | 15,272.00 | 15,272.00 | 15,272.00 |
|    |       | POLLUTION PREVENTION                            | <p>The Respondent will contribute to Houston-Galveston AERCO's Clean Cities/Clean Vehicles Program in Brazoria County. The contribution will be used in accordance with the Supplemental Environmental Project Agreement between the Houston-Galveston AERCO and the Texas Commission on Environmental Quality. SEP monies will be used to aid local school districts and area transit agencies in reaching local match requirements mandated by the Federal Highway Administration's ("FHWA") Congestion Mitigation/Air Quality funding program. SEP monies will be disbursed to school districts and transit agencies in need of funding assistance in the Houston-Galveston non-attainment area. Those SEP monies will be used exclusively by the school districts and transit agencies as supplements to meet the local match requirements of the EPA. SEP monies will be used to pay for the cost of replacing older diesel buses with alternative fueled or clean diesel buses. The old buses will be permanently retired and only sold for scrap. The schools and transit agencies will also use the SEP monies to retrofit more buses to reduce emissions. Houston-Galveston AERCO will send the TCEQ verification in the form of paid invoices and other documentation to show that the retrofits were completed. Retrofit technologies include particulate matter traps, diesel particulate matter filters, NOx reduction catalyst technology in combination with diesel particulate filters, and other emission control technologies that are developed and approved by EPA or the California Air Resources Board.</p>  |        |           |          |           | 15,272.00 | 15,272.00 |
| AQ | 33306 | Exxon Mobil Corporation                         | 01/12/2008   | 1.00:1 | 70,400.00 | 0.00     | 35,200.00 | 35,200.00 | 35,200.00 |

\* There are Multiple Respondent Names associated to this Case No.



## Appendix 10: List of SEP's & SEP Projects - FY 2008

### Single Program

|                      |       |   |  |        |           |           |           |           |           |
|----------------------|-------|---|--|--------|-----------|-----------|-----------|-----------|-----------|
| POLLUTION REDUCTION  |       |   | the Respondent will contribute to Houston-Galveston AERCO's Clean Cities/Clean Vehicles Program in Harris County. The contribution will be used in accordance with the Supplemental Environmental Project Agreement between the Houston-Galveston AERCO and the Texas Commission on Environmental Quality. SEP monies will be used to aid local school districts and area transit agencies in reaching local match requirements mandated by the Federal Highway Administration's ("FHWA") Congestion Mitigation/Air Quality funding program. SEP monies will be disbursed to school districts and transit agencies in need of funding assistance in the Houston-Galveston non-attainment area. Those SEP monies will be used exclusively by the school districts and transit agencies as supplements to meet the local match requirements of the EPA. SEP monies will be used to pay for the cost of replacing older diesel buses with alternative fueled or clean diesel buses. The old buses will be permanently retired and only sold for scrap. The schools and transit agencies will also use the SEP monies to retrofit more buses to reduce emissions. Houston-Galveston AERCO will send the TCEQ verification in the form of paid invoices and other documentation to show that the retrofits were completed. Retrofit technologies include particulate matter traps, diesel particulate matter filters, NOx reduction catalyst technology in combination with diesel particulate filters, and other emission control technologies that are developed and approved by EPA or the California Air Resources Board. |        |           |           |           | 35,200.00 | 35,200.00 |
| AQ                   | 35150 | Texas Petrochemicals LP                   | 05/22/2008   | 1.00:1 | 10,000.00 | 0.00      | 5,000.00  | 5,000.00  | 5,000.00  |
| POLLUTION PREVENTION |       |   | This project includes the lease/contracting for services of air monitoring equipment, Fourier Transform Infra Red (FTIR) and other associated monitoring equipment, site preparation (including power and a shelter for the monitoring equipment), installation, operation and maintenance for a minimum of a two year period. Data validation management and reporting, and site closure and restoration will also be performed as a part of this project using methods approved by the TCEQ. The FTIR will analyze volatile organic compounds in ambient air. Harris County, in cooperation with the TCEQ, will establish Internet connectivity and automated data ingestion into the TCEQ LEADS system. SEP monies will fund the lease/contract for services of the FTIR and related equipment, site creation, preparation and installation of the FTIR, and the operation and maintenance of the FTIR site for a minimum of two years. SEP monies will also be used to pay for any equipment, software, and programming associated with establishing Internet connectivity and automated data ingestion.   |        |           |           |           | 5,000.00  | 5,000.00  |
| AQ                   | 33796 | DCP Midstream, LP                         | 03/08/2008   | 1.00:1 | 99,666.00 | 19,933.00 | 39,867.00 | 39,866.00 | 39,866.00 |
| CLEAN UP             |       |   | The Respondent shall contribute the SEP Amount to the Third-Party Recipient pursuant to the agreement between the Third-Party Recipient and the TCEQ. Specifically, the contribution will be used to provide local residents with a means of properly disposing household hazardous wastes such as paint, thinners, pesticides, oil and gas, corrosive cleaners, and fertilizers in one day collection events. SEP monies will be used to pay for the associated labor, materials, and disposal costs. Citizens will not be charged disposal fees. The project is administered in accordance with TCEQ guidance on household hazardous waste and in compliance with federal, state, and local environmental laws and regulations. All dollars contributed will be used solely for the direct cost of the project and no portion will be spent on administrative costs.   |        |           |           |           | 39,866.00 | 39,866.00 |
| AQ                   | 34651 | Gulf Chemical & Metallurgical Corporation | 06/05/2008   | 1.00:1 | 31,050.00 | 6,210.00  | 12,420.00 | 12,420.00 | 12,420.00 |

\* There are Multiple Respondent Names associated to this Case No.

## Appendix 10: List of SEP's & SEP Projects - FY 2008

### Single Program

|    |                      |  |            |           |           |      |           |           |           |
|----|----------------------|--|------------|-----------|-----------|------|-----------|-----------|-----------|
|    | POLLUTION REDUCTION  | The Respondent will contribute to Houston-Galveston AERCO's Clean Cities/Clean Vehicles Program in Brazoria County. The contribution will be used in accordance with the Supplemental Environmental Project Agreement between the Houston-Galveston AERCO and the Texas Commission on Environmental Quality. SEP monies will be used to aid local school districts and area transit agencies in reaching local match requirements mandated by the Federal Highway Administration's ("FHWA") Congestion Mitigation/Air Quality funding program. SEP monies will be disbursed to school districts and transit agencies in need of funding assistance in the Houston-Galveston non-attainment area. Those SEP monies will be used exclusively by the school districts and transit agencies as supplements to meet the local match requirements of the EPA. SEP monies will be used to pay for the cost of replacing older diesel buses with alternative fueled or clean diesel buses. The old buses will be permanently retired and only sold for scrap. The schools and transit agencies will also use the SEP monies to retrofit more buses to reduce emissions. Houston-Galveston AERCO will send the TCEQ verification in the form of paid invoices and other documentation to show that the retrofits were completed. Retrofit technologies include particulate matter traps, diesel particulate matter filters, NOx reduction catalyst technology in combination with diesel particulate filters, and other emission control technologies that are developed and approved by EPA or the California Air Resources Board. | 12,420.00  | 12,420.00 |           |      |           |           |           |
| AQ | 33526                | Southwest Shipyard, L.P.   | 06/05/2008 | 1.00:1    | 77,276.00 | 0.00 | 38,638.00 | 38,638.00 | 38,638.00 |
|    | POLLUTION PREVENTION | The Respondent shall contribute the SEP Amount to the Third-Party Recipient pursuant to the agreement between the Third-Party Recipient and the TCEQ. Specifically, Harris County shall perform Fourier Transform Infra Red (FTIR) air monitoring, equipment operation and equipment maintenance. The FTIR will analyze volatile organic compounds in ambient air. SEP monies will fund the lease/contract for services of the FTIR and related equipment, as well as the operation and maintenance of the FTIR site. SEP monies will also be used to pay for equipment, software, and programming associated with Internet connectivity and automated data ingestion.   |            |           |           |      |           | 38,638.00 | 38,638.00 |
| AQ | 34496                | Blue Line Corporation  | 04/14/2008 | 1.00:1    | 7,000.00  | 0.00 | 3,500.00  | 3,500.00  | 3,500.00  |
|    | CLEAN UP             | The Respondent shall contribute to the Third-Party Recipient pursuant to the agreement between the Third-Party Recipient and the TCEQ. Specifically, the contribution will be used to coordinate with city and/or county governmental officials regarding the clean up of sites where trash has been disposed of illegally. Eligible sites will be limited to those where a responsible party can not be identified and where there is no pre-existing obligation to clean up the site by the owner or the government. Additionally, reasonable efforts must have already been taken to prevent the dumping. SEP monies will be used to pay for the direct cost of collection and disposal of debris. All dollars contributed will be used solely for the direct cost of the project and no portion will be spent on administrative costs. The SEP will be done in accordance with all federal, state and local environmental laws and regulations.  |            |           |           |      |           | 3,500.00  | 3,500.00  |
| AQ | 29895                | Oxbow Calcining LLC  | 06/05/2008 | 1.00:1    | 32,004.00 | 0.00 | 17,892.00 | 14,112.00 | 14,112.00 |
|    | POLLUTION REDUCTION  | The Respondent shall contribute the SEP Amount to the Third-Party Recipient pursuant to the agreement between the Third-Party Recipient and the TCEQ. Specifically, the Southeast Texas Regional Planning Commission (SETRPC) will use the funds to conduct home energy audits and to assist low income residents in the West Port Arthur area by weatherizing their homes which will improve their homes' energy efficiency. SEP monies will be used to pay for the cost of caulking and insulating the homes, as well as for replacing heating and cooling systems and major appliances with new, energy efficient equipment. No portion of the funds will be used for administrative costs.   |            |           |           |      |           | 14,112.00 | 14,112.00 |
| AQ | 32141                | Exxon Mobil Corporation  | 09/21/2007 | 1.00:1    | 44,575.00 | 0.00 | 22,288.00 | 22,287.00 | 22,287.00 |

\* There are Multiple Respondent Names associated to this Case No.

## Appendix 10: List of SEP's & SEP Projects - FY 2008

### Single Program

|    |                      |  |            |        |            |           |           |           |           |
|----|----------------------|--|------------|--------|------------|-----------|-----------|-----------|-----------|
|    | POLLUTION PREVENTION | The Respondent will contribute to Houston-Galveston AERCO's Clean Cities/Clean Vehicles Program in Harris County. The contribution will be used in accordance with the Supplemental Environmental Project Agreement between the Houston-Galveston AERCO and the Texas Commission on Environmental Quality. SEP monies will be used to aid local school districts and area transit agencies in reaching local match requirements mandated by the Federal Highway Administration's ("FHWA") Congestion Mitigation/Air Quality funding program. SEP monies will be disbursed to school districts and transit agencies in need of funding assistance in the Houston-Galveston non-attainment area. Those SEP monies will be used exclusively by the school districts and transit agencies as supplements to meet the local match requirements of the EPA. SEP monies will be used to pay for the cost of replacing older diesel buses with alternative fueled or clean diesel buses. The old buses will be permanently retired and only sold for scrap. The schools and transit agencies will also use the SEP monies to retrofit more buses to reduce emissions. Houston-Galveston AERCO will send the TCEQ verification in the form of paid invoices and other documentation to show that the retrofits were completed. Retrofit technologies include particulate matter traps, diesel particulate matter filters, NOx reduction catalyst technology in combination with diesel particulate filters, and other emission control technologies that are developed and approved by EPA or the California Air Resources Board. |            |        |            |           | 22,287.00 | 22,287.00 |           |
| AQ | 33624                | PD Glycol LP   | 01/28/2008 | 1.00:1 | 3,475.00   | 695.00    | 1,390.00  | 1,390.00  | 1,390.00  |
|    | POLLUTION REDUCTION  | The Respondent shall contribute to the Third-Party Recipient pursuant to the agreement between the Third-Party Recipient and the TCEQ. Specifically, the contribution will be used to conduct home energy audits and to assist low income residents in the West Port Arthur area by weatherizing their homes which will improve their homes' energy efficiency. SEP monies will be used to pay for the cost of caulking and insulating homes, replacing heating and cooling systems and major appliances with new, energy efficient equipment.<br><br>The Respondent certifies that there is no prior commitment to do this project and that it is being performed solely in an effort to settle this enforcement action.  |            |        |            |           | 1,390.00  | 1,390.00  |           |
| AQ | 33070                | Equistar Chemicals, LP   | 06/19/2008 | 1.00:1 | 228,720.00 | 45,742.00 | 91,489.00 | 91,489.00 | 91,489.00 |
|    | POLLUTION REDUCTION  | The Respondent will contribute to Houston-Galveston AERCO's Clean Cities/Clean Vehicles Program in Harris County. The contribution will be used in accordance with the Supplemental Environmental Project Agreement between the Houston-Galveston AERCO and the Texas Commission on Environmental Quality. SEP monies will be used to aid local school districts and area transit agencies in reaching local match requirements mandated by the Federal Highway Administration's ("FHWA") Congestion Mitigation/Air Quality funding program. SEP monies will be disbursed to school districts and transit agencies in need of funding assistance in the Houston-Galveston non-attainment area. Those SEP monies will be used exclusively by the school districts and transit agencies as supplements to meet the local match requirements of the EPA. SEP monies will be used to pay for the cost of replacing older diesel buses with alternative fueled or clean diesel buses. The old buses will be permanently retired and only sold for scrap. The schools and transit agencies will also use the SEP monies to retrofit more buses to reduce emissions. Houston-Galveston AERCO will send the TCEQ verification in the form of paid invoices and other documentation to show that the retrofits were completed. Retrofit technologies include particulate matter traps, diesel particulate matter filters, NOx reduction catalyst technology in combination with diesel particulate filters, and other emission control technologies that are developed and approved by EPA or the California Air Resources Board. |            |        |            |           | 91,489.00 | 91,489.00 |           |
| AQ | 34641                | Valero Refining-Texas, L.P.  | 06/19/2008 | 1.00:1 | 8,600.00   | 1,720.00  | 3,440.00  | 3,440.00  | 3,440.00  |

\* There are Multiple Respondent Names associated to this Case No.

## Appendix 10: List of SEP's & SEP Projects - FY 2008

### Single Program

|    |                     |   |            |        |            |           |            |            |            |
|----|---------------------|---|------------|--------|------------|-----------|------------|------------|------------|
|    | POLLUTION REDUCTION | The Respondent will contribute to Houston-Galveston AERCO's Clean Cities/Clean Vehicles Program in Galveston County. The contribution will be used in accordance with the Supplemental Environmental Project Agreement between the Houston-Galveston AERCO and the Texas Commission on Environmental Quality. SEP monies will be used to aid local school districts and area transit agencies in reaching local match requirements mandated by the Federal Highway Administration's ("FHWA") Congestion Mitigation/Air Quality funding program. SEP monies will be disbursed to school districts and transit agencies in need of funding assistance in the Houston-Galveston non-attainment area. Those SEP monies will be used exclusively by the school districts and transit agencies as supplements to meet the local match requirements of the EPA. SEP monies will be used to pay for the cost of replacing older diesel buses with alternative fueled or clean diesel buses. The old buses will be permanently retired and only sold for scrap. The schools and transit agencies will also use the SEP monies to retrofit more buses to reduce emissions. Houston-Galveston AERCO will send the TCEQ verification in the form of paid invoices and other documentation to show that the retrofits were completed. Retrofit technologies include particulate matter traps, diesel particulate matter filters, NOx reduction catalyst technology in combination with diesel particulate filters, and other emission control technologies that are developed and approved by EPA or the California Air Resources Board. |            |        |            |           | 3,440.00   | 3,440.00   |            |
| AQ | 32118               | Exxon Mobil Corporation   | 09/21/2007 | 1.00:1 | 20,000.00  | 0.00      | 10,000.00  | 10,000.00  | 10,000.00  |
|    | POLLUTION REDUCTION | The Respondent will contribute to Houston-Galveston AERCO's Clean Cities/Clean Vehicles Program in Harris County. The contribution will be used in accordance with the Supplemental Environmental Project Agreement between the Houston-Galveston AERCO and the Texas Commission on Environmental Quality. SEP monies will be used to aid local school districts and area transit agencies in reaching local match requirements mandated by the Federal Highway Administration's ("FHWA") Congestion Mitigation/Air Quality funding program. SEP monies will be disbursed to school districts and transit agencies in need of funding assistance in the Houston-Galveston non-attainment area. Those SEP monies will be used exclusively by the school districts and transit agencies as supplements to meet the local match requirements of the EPA. SEP monies will be used to pay for the cost of replacing older diesel buses with alternative fueled or clean diesel buses. The old buses will be permanently retired and only sold for scrap. The schools and transit agencies will also use the SEP monies to retrofit more buses to reduce emissions. Houston-Galveston AERCO will send the TCEQ verification in the form of paid invoices and other documentation to show that the retrofits were completed. Retrofit technologies include particulate matter traps, diesel particulate matter filters, NOx reduction catalyst technology in combination with diesel particulate filters, and other emission control technologies that are developed and approved by EPA or the California Air Resources Board.    |            |        |            |           | 10,000.00  | 10,000.00  |            |
| AQ | 34806               | Texas Petrochemicals LP   | 02/25/2008 | 1.00:1 | 6,500.00   | 1,300.00  | 2,600.00   | 2,600.00   | 2,600.00   |
|    | POLLUTION REDUCTION | This project includes the lease/contracting for services of air monitoring equipment, Fourier Transform Infra Red (FTIR) and other associated monitoring equipment, site preparation (including power and a shelter for the monitoring equipment), installation, operation and maintenance for a minimum of a two year period. Data validation management and reporting, and site closure and restoration will also be performed as a part of this project using methods approved by the TCEQ. The FTIR will analyze volatile organic compounds in ambient air. Harris County, in cooperation with the TCEQ, will establish Internet connectivity and automated data ingestion into the TCEQ LEADS system. SEP monies will fund the lease/contract for services of the FTIR and related equipment, site creation, preparation and installation of the FTIR, and the operation and maintenance of the FTIR site for a minimum of two years. SEP monies will also be used to pay for any equipment, software, and programming associated with establishing Internet connectivity and automated data ingestion.  |            |        |            |           | 2,600.00   | 2,600.00   |            |
| AQ | 31014               | Motiva Enterprises LLC  | 06/19/2008 | 1.00:1 | 368,445.00 | 73,689.00 | 147,378.00 | 147,378.00 | 147,378.00 |

\* There are Multiple Respondent Names associated to this Case No.

## Appendix 10: List of SEP's & SEP Projects - FY 2008

### Single Program

|    |                      |  |            |            |           |          |           |           |           |
|----|----------------------|--|------------|------------|-----------|----------|-----------|-----------|-----------|
|    | POLLUTION REDUCTION  | The Respondent shall contribute the SEP Amount to the Third-Party Recipient pursuant to the agreement between the Third-Party Recipient and the TCEQ. Specifically, the contribution will be used to maintain and repair the existing Southeast Texas Regional Air Monitoring Network. The network includes seven monitoring stations located at Sabine Pass, Mauriceville, Southeast Texas Regional Airport, West Orange, Beaumont, Port Neches, and Cove School sites. SEP monies will be used to pay for the labor and materials costs associated with maintaining, repairing, and replacing the existing air monitoring stations at the seven sites.<br><br>The Respondent certifies that there is no prior commitment to do this project and that it is being performed solely in an effort to settle this enforcement action.  | 147,378.00 | 147,378.00 |           |          |           |           |           |
| AQ | 34613                | Targa North Texas, LP  | 04/28/2008 | 1.00:1     | 37,500.00 | 0.00     | 18,750.00 | 18,750.00 | 18,750.00 |
|    | POLLUTION PREVENTION | The Respondent shall contribute to the Third-Party Recipient pursuant to the agreement between the Third-Party Recipient and the TCEQ. Specifically, the contribution will be used to provide low income rural homeowners with assistance to enable the repair or replacement of their failing on-site wastewater systems. SEP monies will be used to pay for the labor and materials costs related to repairing or replacing the failing systems. The recipients will not be charged for the cost of replacing or repairing the failing systems.  | 18,750.00  | 18,750.00  |           |          |           |           |           |
| AQ | 32802                | Exxon Mobil Corporation  | 10/04/2007 | 1.00:1     | 8,200.00  | 1,640.00 | 3,280.00  | 3,280.00  | 3,280.00  |
|    | POLLUTION REDUCTION  | The Respondent will contribute to Houston-Galveston AERCO's Clean Cities/Clean Vehicles Program in Harris County. The contribution will be used in accordance with the Supplemental Environmental Project Agreement between the Houston-Galveston AERCO and the Texas Commission on Environmental Quality. SEP monies will be used to aid local school districts and area transit agencies in reaching local match requirements mandated by the Federal Highway Administration's ("FHWA") Congestion Mitigation/Air Quality funding program. SEP monies will be disbursed to school districts and transit agencies in need of funding assistance in the Houston-Galveston non-attainment area. Those SEP monies will be used exclusively by the school districts and transit agencies as supplements to meet the local match requirements of the EPA. SEP monies will be used to pay for the cost of replacing older diesel buses with alternative fueled or clean diesel buses. The old buses will be permanently retired and only sold for scrap. The schools and transit agencies will also use the SEP monies to retrofit more buses to reduce emissions. Houston-Galveston AERCO will send the TCEQ verification in the form of paid invoices and other documentation to show that the retrofits were completed. Retrofit technologies include particulate matter traps, diesel particulate matter filters, NOx reduction catalyst technology in combination with diesel particulate filters, and other emission control technologies that are developed and approved by EPA or the California Air Resources Board. | 3,280.00   | 3,280.00   |           |          |           |           |           |
| AQ | 31130                | Solutia Inc.   | 01/28/2008 | 1.00:1     | 45,597.00 | 0.00     | 22,799.00 | 22,798.00 | 22,798.00 |
|    | POLLUTION REDUCTION  | SEP monies will be used to aid local school districts and area transit agencies in reaching local match requirements mandated by the Federal Highway Administration's ("FHWA") Congestion Mitigation/Air Quality funding program. SEP monies will be disbursed to school districts and transit agencies in need of funding assistance in the Houston-Galveston non-attainment area. SEP monies will be used to pay for the cost of retrofitting or replacing older diesel buses with alternative fueled or clean diesel buses. The old buses will be permanently retired and only sold for scrap. The schools and transit agencies will also use the SEP monies to retrofit more buses to reduce emissions. Retrofit technologies include particulate matter traps, diesel particulate matter filters, NOx reduction catalyst technology in combination with diesel particulate filters, and other emission control technologies that are developed and approved by EPA or the California Air Resources Board.   | 22,798.00  | 22,798.00  |           |          |           |           |           |
| AQ | 26936                | General Dynamics OTS (Garland), L.P  | 10/04/2007 | 1.00:1     | 86,775.00 | 0.00     | 43,388.00 | 43,387.00 | 43,387.00 |

\* There are Multiple Respondent Names associated to this Case No.

## Appendix 10: List of SEP's & SEP Projects - FY 2008

### Single Program

|    |                      |   |            |           |            |           |           |           |           |
|----|----------------------|---|------------|-----------|------------|-----------|-----------|-----------|-----------|
|    | POLLUTION REDUCTION  | Respondent shall contribute the SEP Amount to the Third-Party Recipient pursuant to the agreement between the Third-Party Recipient and the TCEQ. Specifically, the City of Fort Worth, Texas "Mow Down Air Pollution" Mower Exchange will perform a SEP in Tarrant County, with participation from residents of Dallas County, pursuant to the agreement between the City of Fort Worth and the TCEQ. SEP monies will be used to remove gasoline-powered lawn mowers from service and replace them with more fuel-efficient and lower pollution-emitting electric mowers. The City will scrap all unusable parts and recycle any recyclable parts from the gasoline-powered mowers. The City will not resell the mowers.   | 43,387.00  | 43,387.00 |            |           |           |           |           |
| AQ | 33426                | Lucite International, Inc.  | 01/12/2008 | 1.00:1    | 3,050.00   | 610.00    | 1,220.00  | 1,220.00  | 1,220.00  |
|    | POLLUTION REDUCTION  | The Respondent shall contribute to the Third-Party Recipient pursuant to the agreement between the Third-Party Recipient and the TCEQ. Specifically, the contribution will be used to conduct home energy audits and to assist low income residents in the West Port Arthur area by weatherizing their homes which will improve their homes' energy efficiency. SEP monies will be used to pay for the cost of caulking and insulating homes, replacing heating and cooling systems and major appliances with new, energy efficient equipment.<br><br>The Respondent certifies that there is no prior commitment to do this project and that it is being performed solely in an effort to settle this enforcement action.   | 1,220.00   | 1,220.00  |            |           |           |           |           |
| AQ | 34459                | The Premcor Refining Group Inc.   | 04/14/2008 | 1.00:1    | 30,400.00  | 0.00      | 15,200.00 | 15,200.00 | 15,200.00 |
|    | POLLUTION REDUCTION  | The Respondent shall contribute to the Third-Party Recipient pursuant to the agreement between the Third-Party Recipient and the TCEQ. Specifically, the contribution will be used to conduct home energy audits and to assist low income residents in the West Port Arthur area by weatherizing their homes which will improve their homes' energy efficiency. SEP monies will be used to pay for the cost of caulking and insulating homes, replacing heating and cooling systems and major appliances with new, energy efficient equipment.  | 15,200.00  | 15,200.00 |            |           |           |           |           |
| AQ | 34615                | Motiva Enterprises LLC  | 07/03/2008 | 1.00:1    | 222,268.00 | 44,453.00 | 88,908.00 | 88,907.00 | 88,907.00 |
|    | POLLUTION PREVENTION | The Respondent shall contribute to the Third-Party Recipient pursuant to the agreement between the Third-Party Recipient and the TCEQ. Specifically, the contribution will be used to conduct home energy audits and to assist low income residents in the West Port Arthur area by weatherizing their homes which will improve their homes' energy efficiency. SEP monies will be used to pay for the cost of caulking and insulating homes, replacing heating and cooling systems and major appliances with new, energy efficient equipment.  | 88,907.00  | 88,907.00 |            |           |           |           |           |
| AQ | 33509                | ExxonMobil Oil Corporation  | 02/18/2008 | 1.00:1    | 94,050.00  | 18,810.00 | 37,620.00 | 37,620.00 | 37,620.00 |
|    | POLLUTION REDUCTION  | The Respondent shall contribute to the Third-Party Recipient pursuant to the agreement between the Third-Party Recipient and the TCEQ. Specifically, the contribution will be used to aid local school districts, area transit agencies, and local governments in need of funding assistance to pay for the cost of the following activities to reduce emissions: 1) replacing older diesel buses with alternative fuelled or clean diesel buses; or 2) retrofitting older diesel buses with new, cleaner technology. The funds will be disbursed on a needs-rated basis, using non-attainment area status, condition of buses, and economic status of the recipient as possible rating factors if competition for the funds exists. To maximize funds, retrofitting will take priority over replacement of buses. Older buses deemed not suitable for retrofitting will be permanently retired and sold only for scrap.<br><br>Acceptable retrofit technologies include particulate matter traps, diesel particulate matter filters, nitrogen oxides (NOx) reduction catalyst technology in combination with diesel particulate filters, and other emission control technologies that are developed and approved by the United States Environmental Protection Agency ("EPA") or the California Air Resources Board. | 37,620.00  | 37,620.00 |            |           |           |           |           |
| AQ | 32115                | The Goodyear Tire & Rubber Company  | 01/28/2008 | 1.00:1    | 102,564.00 | 20,512.00 | 41,026.00 | 41,026.00 | 41,026.00 |

\* There are Multiple Respondent Names associated to this Case No.

## Appendix 10: List of SEP's & SEP Projects - FY 2008

### Single Program

|    |       |                              |  |        |            |          |            |            |
|----|-------|------------------------------|--|--------|------------|----------|------------|------------|
|    |       | POLLUTION PREVENTION         | The Respondent shall contribute to the Third-Party Recipient pursuant to the agreement between the Third-Party Recipient and the TCEQ. Specifically, the contribution will be used to conduct home energy audits and to assist low income residents in the West Port Arthur area by weatherizing their homes which will improve their homes' energy efficiency. SEP monies will be used to pay for the cost of caulking and insulating homes, replacing heating and cooling systems and major appliances with new, energy efficient equipment.   |        |            |          | 41,026.00  | 41,026.00  |
| AQ | 34867 | The Dow Chemical Company     | 06/19/2008   | 1.00:1 | 44,450.00  | 8,890.00 | 17,780.00  | 17,780.00  |
|    |       | POLLUTION REDUCTION          | The Respondent will contribute to Houston-Galveston AERCO's Clean Cities/Clean Vehicles Program in Brazoria County. The contribution will be used in accordance with the Supplemental Environmental Project Agreement between the Houston-Galveston AERCO and the Texas Commission on Environmental Quality. SEP monies will be used to aid local school districts and area transit agencies in reaching local match requirements mandated by the Federal Highway Administration's ("FHWA") Congestion Mitigation/Air Quality funding program. SEP monies will be disbursed to school districts and transit agencies in need of funding assistance in the Houston-Galveston non-attainment area. Those SEP monies will be used exclusively by the school districts and transit agencies as supplements to meet the local match requirements of the EPA. SEP monies will be used to pay for the cost of replacing older diesel buses with alternative fueled or clean diesel buses. The old buses will be permanently retired and only sold for scrap. The schools and transit agencies will also use the SEP monies to retrofit more buses to reduce emissions. Houston-Galveston AERCO will send the TCEQ verification in the form of paid invoices and other documentation to show that the retrofits were completed. Retrofit technologies include particulate matter traps, diesel particulate matter filters, NOx reduction catalyst technology in combination with diesel particulate filters, and other emission control technologies that are developed and approved by EPA or the California Air Resources Board. |        |            |          | 17,780.00  | 17,780.00  |
| AQ | 34672 | Dixie Chemical Company, Inc. | 03/08/2008   | 1.00:1 | 3,300.00   | 660.00   | 1,320.00   | 1,320.00   |
|    |       | POLLUTION REDUCTION          | The Respondent will contribute to Houston-Galveston AERCO's Clean Cities/Clean Vehicles Program. The contribution will be used in accordance with the Supplemental Environmental Project Agreement between the Houston-Galveston AERCO and the Texas Commission on Environmental Quality. SEP monies will be used to aid local school districts and area transit agencies in reaching local match requirements mandated by the Federal Highway Administration's ("FHWA") Congestion Mitigation/Air Quality funding program. SEP monies will be disbursed to school districts and transit agencies in need of funding assistance in the Houston-Galveston non-attainment area. Those SEP monies will be used exclusively by the school districts and transit agencies as supplements to meet the local match requirements of the EPA. SEP monies will be used to pay for the cost of replacing older diesel buses with alternative fueled or clean diesel buses. The old buses will be permanently retired and only sold for scrap. The schools and transit agencies will also use the SEP monies to retrofit more buses to reduce emissions. Houston-Galveston AERCO will send the TCEQ verification in the form of paid invoices and other documentation to show that the retrofits were completed. Retrofit technologies include particulate matter traps, diesel particulate matter filters, NOx reduction catalyst technology in combination with diesel particulate filters, and other emission control technologies that are developed and approved by EPA or the California Air Resources Board.                    |        |            |          | 1,320.00   | 1,320.00   |
| AQ | 33292 | ConocoPhillips Company       | 03/08/2008   | 1.00:1 | 325,120.00 | 0.00     | 162,560.00 | 162,560.00 |

\* There are Multiple Respondent Names associated to this Case No.

## Appendix 10: List of SEP's & SEP Projects - FY 2008

### Single Program

|    |                      |  |  |        |           |          |            |            |           |
|----|----------------------|--|--|--------|-----------|----------|------------|------------|-----------|
|    | POLLUTION REDUCTION  |  | The Respondent will contribute to Houston-Galveston AERCO's Clean Cities/Clean Vehicles Program in Brazoria County. The contribution will be used in accordance with the Supplemental Environmental Project Agreement between the Houston-Galveston AERCO and the Texas Commission on Environmental Quality. SEP monies will be used to aid local school districts and area transit agencies in reaching local match requirements mandated by the Federal Highway Administration's ("FHWA") Congestion Mitigation/Air Quality funding program. SEP monies will be disbursed to school districts and transit agencies in need of funding assistance in the Houston-Galveston non-attainment area. Those SEP monies will be used exclusively by the school districts and transit agencies as supplements to meet the local match requirements of the EPA. SEP monies will be used to pay for the cost of replacing older diesel buses with alternative fueled or clean diesel buses. The old buses will be permanently retired and only sold for scrap. The schools and transit agencies will also use the SEP monies to retrofit more buses to reduce emissions. Houston-Galveston AERCO will send the TCEQ verification in the form of paid invoices and other documentation to show that the retrofits were completed. Retrofit technologies include particulate matter traps, diesel particulate matter filters, NOx reduction catalyst technology in combination with diesel particulate filters, and other emission control technologies that are developed and approved by EPA or the California Air Resources Board. |        |           |          | 162,560.00 | 162,560.00 |           |
| AQ | 35205                | Shell Chemical LP                                | 08/15/2008   | 1.00:1 | 10,000.00 | 2,000.00 | 4,000.00   | 4,000.00   | 4,000.00  |
|    | POLLUTION REDUCTION  |  | The Respondent will contribute to Houston-Galveston AERCO's Clean Cities/Clean Vehicles Program in Harris County. The contribution will be used in accordance with the Supplemental Environmental Project Agreement between the Houston-Galveston AERCO and the Texas Commission on Environmental Quality. SEP monies will be used to aid local school districts and area transit agencies in reaching local match requirements mandated by the Federal Highway Administration's ("FHWA") Congestion Mitigation/Air Quality funding program. SEP monies will be disbursed to school districts and transit agencies in need of funding assistance in the Houston-Galveston non-attainment area. Those SEP monies will be used exclusively by the school districts and transit agencies as supplements to meet the local match requirements of the EPA. SEP monies will be used to pay for the cost of replacing older diesel buses with alternative fueled or clean diesel buses. The old buses will be permanently retired and only sold for scrap. The schools and transit agencies will also use the SEP monies to retrofit more buses to reduce emissions. Houston-Galveston AERCO will send the TCEQ verification in the form of paid invoices and other documentation to show that the retrofits were completed. Retrofit technologies include particulate matter traps, diesel particulate matter filters, NOx reduction catalyst technology in combination with diesel particulate filters, and other emission control technologies that are developed and approved by EPA or the California Air Resources Board.   |        |           |          | 4,000.00   | 4,000.00   |           |
| AQ | 34378                | Name: UNITED STATES ALUMINUM CORPORATION - TEXAS | 04/03/2008   | 1.00:1 | 27,900.00 | 5,580.00 | 11,160.00  | 11,160.00  | 11,160.00 |
|    | POLLUTION PREVENTION |  | The Respondent shall contribute to the Third-Party Recipient pursuant to the agreement between the Third-Party Recipient and the TCEQ. Specifically, the contribution will be used to provide low income rural homeowners with assistance to enable the repair or replacement of their failing on-site wastewater systems. SEP monies will be used to pay for the labor and materials costs related to repairing or replacing the failing systems. The recipients will not be charged for the cost of replacing or repairing the failing systems.  |        |           |          | 11,160.00  | 11,160.00  |           |
| AQ | 34646                | Texas Petrochemicals LP                          | 01/28/2008   | 1.00:1 | 10,266.00 | 2,053.00 | 4,107.00   | 4,106.00   | 4,106.00  |

\* There are Multiple Respondent Names associated to this Case No.



## Appendix 10: List of SEP's & SEP Projects - FY 2008

### Single Program

|    |                      |  |            |          |           |          |           |           |           |
|----|----------------------|--|------------|----------|-----------|----------|-----------|-----------|-----------|
|    | POLLUTION REDUCTION  | The Respondent will contribute to Houston-Galveston AERCO's Clean Cities/Clean Vehicles Program in Harris County. The contribution will be used in accordance with the Supplemental Environmental Project Agreement between the Houston-Galveston AERCO and the Texas Commission on Environmental Quality. SEP monies will be used to aid local school districts and area transit agencies in reaching local match requirements mandated by the Federal Highway Administration's ("FHWA") Congestion Mitigation/Air Quality funding program. SEP monies will be disbursed to school districts and transit agencies in need of funding assistance in the Houston-Galveston non-attainment area. Those SEP monies will be used exclusively by the school districts and transit agencies as supplements to meet the local match requirements of the EPA. SEP monies will be used to pay for the cost of replacing older diesel buses with alternative fueled or clean diesel buses. The old buses will be permanently retired and only sold for scrap. The schools and transit agencies will also use the SEP monies to retrofit more buses to reduce emissions. Houston-Galveston AERCO will send the TCEQ verification in the form of paid invoices and other documentation to show that the retrofits were completed. Retrofit technologies include particulate matter traps, diesel particulate matter filters, NOx reduction catalyst technology in combination with diesel particulate filters, and other emission control technologies that are developed and approved by EPA or the California Air Resources Board. | 4,106.00   | 4,106.00 |           |          |           |           |           |
| AQ | 35442                | Texas Petrochemicals LP  | 08/15/2008 | 1.00:1   | 8,086.00  | 1,617.00 | 3,235.00  | 3,234.00  | 3,234.00  |
|    | POLLUTION PREVENTION | This project includes the lease/contracting for services of air monitoring equipment, Fourier Transform Infra Red (FTIR) and other associated monitoring equipment, site preparation (including power and a shelter for the monitoring equipment), installation, operation and maintenance for a minimum of a two year period. Data validation management and reporting, and site closure and restoration will also be performed as a part of this project using methods approved by the TCEQ. The FTIR will analyze volatile organic compounds in ambient air. Harris County, in cooperation with the TCEQ, will establish Internet connectivity and automated data ingestion into the TCEQ LEADS system. SEP monies will fund the lease/contract for services of the FTIR and related equipment, site creation, preparation and installation of the FTIR, and the operation and maintenance of the FTIR site for a minimum of two years. SEP monies will also be used to pay for any equipment, software, and programming associated with establishing Internet connectivity and automated data ingestion.   | 3,234.00   | 3,234.00 |           |          |           |           |           |
| AQ | 34654                | Lyondell Chemical Company  | 05/22/2008 | 1.00:1   | 10,000.00 | 2,000.00 | 4,000.00  | 4,000.00  | 4,000.00  |
|    | POLLUTION REDUCTION  | The Respondent will contribute to Houston-Galveston AERCO's Clean Cities/Clean Vehicles Program in Harris County. The contribution will be used in accordance with the Supplemental Environmental Project Agreement between the Houston-Galveston AERCO and the Texas Commission on Environmental Quality. SEP monies will be used to aid local school districts and area transit agencies in reaching local match requirements mandated by the Federal Highway Administration's ("FHWA") Congestion Mitigation/Air Quality funding program. SEP monies will be disbursed to school districts and transit agencies in need of funding assistance in the Houston-Galveston non-attainment area. Those SEP monies will be used exclusively by the school districts and transit agencies as supplements to meet the local match requirements of the EPA. SEP monies will be used to pay for the cost of replacing older diesel buses with alternative fueled or clean diesel buses. The old buses will be permanently retired and only sold for scrap. The schools and transit agencies will also use the SEP monies to retrofit more buses to reduce emissions. Houston-Galveston AERCO will send the TCEQ verification in the form of paid invoices and other documentation to show that the retrofits were completed. Retrofit technologies include particulate matter traps, diesel particulate matter filters, NOx reduction catalyst technology in combination with diesel particulate filters, and other emission control technologies that are developed and approved by EPA or the California Air Resources Board. | 4,000.00   | 4,000.00 |           |          |           |           |           |
| AQ | 32443                | DGP Midstream, LP  | 10/04/2007 | 1.00:1   | 41,440.00 | 8,288.00 | 16,576.00 | 16,576.00 | 16,576.00 |

\* There are Multiple Respondent Names associated to this Case No.

## Appendix 10: List of SEP's & SEP Projects - FY 2008

### Single Program

|    |                      |                                    |  |        |           |          |           |           |          |
|----|----------------------|------------------------------------|--|--------|-----------|----------|-----------|-----------|----------|
|    | CLEAN UP             |                                    | The Respondent shall contribute to the Third-Party Recipient pursuant to the agreement between the Third-Party Recipient and the TCEQ. Specifically, the contribution will be used to coordinate with city and/or county governmental officials regarding the clean up of sites where trash has been disposed of illegally. Eligible sites will be limited to those where a responsible party can not be identified and where there is no pre-existing obligation to clean up the site by the owner or the government. Additionally, reasonable efforts must have already been taken to prevent the dumping. SEP monies will be used to pay for the direct cost of collection and disposal of debris. All dollars contributed will be used solely for the direct cost of the project and no portion will be spent on administrative costs. The SEP will be done in accordance with all federal, state and local environmental laws and regulations.  |        |           |          | 16,576.00 | 16,576.00 |          |
|    |                      |                                    | The Respondent certifies that there is no prior commitment to do this project and that it is being performed solely in an effort to settle this enforcement action.  |        |           |          |           |           |          |
| AQ | 32884                | Huntsman Petrochemical Corporation | 10/25/2007   | 1.00:1 | 7,925.00  | 0.00     | 3,963.00  | 3,962.00  | 3,962.00 |
|    | POLLUTION REDUCTION  |                                    | The Respondent shall contribute to the Third-Party Recipient pursuant to the agreement between the Third-Party Recipient and the TCEQ. Specifically, the contribution will be used to conduct home energy audits and to assist low income residents in the West Port Arthur area by weatherizing their homes which will improve their homes' energy efficiency. SEP monies will be used to pay for the cost of caulking and insulating homes, replacing heating and cooling systems and major appliances with new, energy efficient equipment.   |        |           |          | 3,962.00  | 3,962.00  |          |
|    |                      |                                    | The Respondent certifies that there is no prior commitment to do this project and that it is being performed solely in an effort to settle this enforcement action.  |        |           |          |           |           |          |
| AQ | 35379                | Texas Petrochemicals LP            | 07/21/2008   | 1.00:1 | 7,075.00  | 1,415.00 | 2,830.00  | 2,830.00  | 2,830.00 |
|    | POLLUTION PREVENTION |                                    | This project includes the lease/contracting for services of air monitoring equipment, Fourier Transform Infra Red (FTIR) and other associated monitoring equipment, site preparation (including power and a shelter for the monitoring equipment), installation, operation and maintenance for a minimum of a two year period. Data validation management and reporting, and site closure and restoration will also be performed as a part of this project using methods approved by the TCEQ. The FTIR will analyze volatile organic compounds in ambient air. Harris County, in cooperation with the TCEQ, will establish Internet connectivity and automated data ingestion into the TCEQ LEADS system. SEP monies will fund the lease/contract for services of the FTIR and related equipment, site creation, preparation and installation of the FTIR, and the operation and maintenance of the FTIR site for a minimum of two years. SEP monies will also be used to pay for any equipment, software, and programming associated with establishing Internet connectivity and automated data ingestion. |        |           |          | 2,830.00  | 2,830.00  |          |
| AQ | 34214                | Southwest Convenience Stores, LLC  | 04/28/2008   | 1.00:1 | 21,240.00 | 4,248.00 | 8,496.00  | 8,496.00  | 8,496.00 |

\* There are Multiple Respondent Names associated to this Case No.

## Appendix 10: List of SEP's & SEP Projects - FY 2008

### Single Program

|    |                     |  |            |           |            |          |           |           |           |
|----|---------------------|--|------------|-----------|------------|----------|-----------|-----------|-----------|
|    | POLLUTION REDUCTION | The Respondent shall contribute to the Third-Party Recipient pursuant to the agreement between the Third-Party Recipient and the TCEQ. Specifically, the contribution will be used to aid local school districts, area transit agencies, and local governments in need of funding assistance to pay for the cost of the following activities to reduce emissions: 1) replacing older diesel buses with alternative fueled or clean diesel buses; or 2) retrofitting older diesel buses with new, cleaner technology. The funds will be disbursed on a needs-rated basis, using non-attainment area status, condition of buses, and economic status of the recipient as possible rating factors if competition for the funds exists. To maximize funds, retrofitting will take priority over replacement of buses. Older buses deemed not suitable for retrofitting will be permanently retired and sold only for scrap.<br><br>Acceptable retrofit technologies include particulate matter traps, diesel particulate matter filters, nitrogen oxides (NOx) reduction catalyst technology in combination with diesel particulate filters, and other emission control technologies that are developed and approved by the United States Environmental Protection Agency ("EPA") or the California Air Resources Board. | 8,496.00   | 8,496.00  |            |          |           |           |           |
| AQ | 28046               | CHEVRON PHILLIPS<br>CHEMICAL COMPANY LP  | 12/20/2007 | 1.00:1    | 34,875.00  | 0.00     | 17,437.50 | 17,437.50 | 17,437.50 |
|    | POLLUTION REDUCTION | Respondent shall contribute the SEP Amount to the Third-Party Recipient pursuant to the agreement between the Third-Party Recipient and the TCEQ. Specifically, the Houston-Galveston Area Emission Reduction Credit Organization (AERCO) Clean Cities/Clean Vehicles Program will perform a SEP within the airshed of Harris County pursuant to the agreement between AERCO and the TCEQ. SEP monies will be used to aid local school districts and area transit agencies for the costs of replacing older diesel buses with alternative fueled or clean fuel diesel buses or retrofitting older buses with clean fuel technology.  | 17,437.50  | 17,437.50 |            |          |           |           |           |
| AQ | 33805               | The Premcor Refining Group<br>Inc.   | 02/25/2008 | 1.00:1    | 25,150.00  | 5,030.00 | 10,060.00 | 10,060.00 | 10,060.00 |
|    | POLLUTION REDUCTION | The Respondent shall contribute to the Third-Party Recipient pursuant to the agreement between the Third-Party Recipient and the TCEQ. Specifically, the contribution will be used to conduct home energy audits and to assist low income residents in the West Port Arthur area by weatherizing their homes which will improve their homes' energy efficiency. SEP monies will be used to pay for the cost of caulking and insulating homes, replacing heating and cooling systems and major appliances with new, energy efficient equipment.<br><br>The Respondent certifies that there is no prior commitment to do this project and that it is being performed solely in an effort to settle this enforcement action.  | 10,060.00  | 10,060.00 |            |          |           |           |           |
| AQ | 29492               | Gulf Chemical & Metallurgical<br>Corporation   | 01/28/2008 | 1.00:1    | 154,275.00 | 0.00     | 77,138.00 | 77,137.00 | 77,137.00 |
|    | POLLUTION REDUCTION | SEP monies will be used to aid local school districts and area transit agencies in reaching local match requirements mandated by the Federal Highway Administration's ("FHWA") Congestion Mitigation/Air Quality funding program. SEP monies will be disbursed to school districts and transit agencies in need of funding assistance in the Houston-Galveston non-attainment area. Those SEP monies will be used exclusively by the school districts and transit agencies as supplements to meet the local match requirements of the EPA. SEP monies will be used to pay for the cost of retrofitting or replacing older diesel buses with alternative fueled or clean diesel buses. The old buses will be permanently retired and only sold for scrap. The schools and transit agencies will also use the SEP monies to retrofit more buses to reduce emissions.   | 77,137.00  | 77,137.00 |            |          |           |           |           |
| AQ | 33308               | Diamond Shamrock Refining<br>Company, L.P.   | 12/20/2007 | 1.00:1    | 30,826.00  | 6,165.00 | 12,331.00 | 12,330.00 | 12,330.00 |

\* There are Multiple Respondent Names associated to this Case No.

## Appendix 10: List of SEP's & SEP Projects - FY 2008

### Single Program

|    |                     |                              |  |        |            |          |           |           |           |
|----|---------------------|------------------------------|--|--------|------------|----------|-----------|-----------|-----------|
|    | CLEAN UP            |                              | The Respondent shall contribute to the Third-Party Recipient pursuant to the agreement between the Third-Party Recipient and the TCEQ. Specifically, the contribution will be used to coordinate with city and/or county governmental officials regarding the clean up of sites where trash has been disposed of illegally. Eligible sites will be limited to those where a responsible party can not be identified and where there is no pre-existing obligation to clean up the site by the owner or the government. Additionally, reasonable efforts must have already been taken to prevent the dumping. SEP monies will be used to pay for the direct cost of collection and disposal of debris. All dollars contributed will be used solely for the direct cost of the project and no portion will be spent on administrative costs. The SEP will be done in accordance with all federal, state and local environmental laws and regulations.  |        |            |          | 12,330.00 | 12,330.00 |           |
| AQ | 32171               | ConocoPhillips Company       | 02/25/2008   | 1.00:1 | 135,538.00 | 0.00     | 67,769.00 | 67,769.00 | 67,769.00 |
|    | POLLUTION REDUCTION |                              | The Respondent will contribute to Houston-Galveston AERCO's Clean Cities/Clean Vehicles Program in Chambers County. The contribution will be used in accordance with the Supplemental Environmental Project Agreement between the Houston-Galveston AERCO and the Texas Commission on Environmental Quality. SEP monies will be used to aid local school districts and area transit agencies in reaching local match requirements mandated by the Federal Highway Administration's ("FHWA") Congestion Mitigation/Air Quality funding program. SEP monies will be disbursed to school districts and transit agencies in need of funding assistance in the Houston-Galveston non-attainment area. Those SEP monies will be used exclusively by the school districts and transit agencies as supplements to meet the local match requirements of the EPA. SEP monies will be used to pay for the cost of replacing older diesel buses with alternative fueled or clean diesel buses. The old buses will be permanently retired and only sold for scrap. The schools and transit agencies will also use the SEP monies to retrofit more buses to reduce emissions. Houston-Galveston AERCO will send the TCEQ verification in the form of paid invoices and other documentation to show that the retrofits were completed. Retrofit technologies include particulate matter traps, diesel particulate matter filters, NOx reduction catalyst technology in combination with diesel particulate filters, and other emission control technologies that are developed and approved by EPA or the California Air Resources Board. |        |            |          | 67,769.00 | 67,769.00 |           |
| AQ | 33547               | Equistar Chemicals, LP       | 03/08/2008   | 1.00:1 | 32,725.00  | 6,545.00 | 13,090.00 | 13,090.00 | 13,090.00 |
|    | POLLUTION REDUCTION |                              | The Respondent will contribute to Houston-Galveston AERCO's Clean Cities/Clean Vehicles Program in Harris County. The contribution will be used in accordance with the Supplemental Environmental Project Agreement between the Houston-Galveston AERCO and the Texas Commission on Environmental Quality. SEP monies will be used to aid local school districts and area transit agencies in reaching local match requirements mandated by the Federal Highway Administration's ("FHWA") Congestion Mitigation/Air Quality funding program. SEP monies will be disbursed to school districts and transit agencies in need of funding assistance in the Houston-Galveston non-attainment area. Those SEP monies will be used exclusively by the school districts and transit agencies as supplements to meet the local match requirements of the EPA. SEP monies will be used to pay for the cost of replacing older diesel buses with alternative fueled or clean diesel buses. The old buses will be permanently retired and only sold for scrap. The schools and transit agencies will also use the SEP monies to retrofit more buses to reduce emissions. Houston-Galveston AERCO will send the TCEQ verification in the form of paid invoices and other documentation to show that the retrofits were completed. Retrofit technologies include particulate matter traps, diesel particulate matter filters, NOx reduction catalyst technology in combination with diesel particulate filters, and other emission control technologies that are developed and approved by EPA or the California Air Resources Board.   |        |            |          | 13,090.00 | 13,090.00 |           |
| AQ | 35360               | Southern Star Concrete, Inc. | 08/29/2008   | 1.00:1 | 1,045.00   | 209.00   | 418.00    | 418.00    | 418.00    |

\* There are Multiple Respondent Names associated to this Case No.

## Appendix 10: List of SEP's & SEP Projects - FY 2008

### Single Program

|    |                     |  |            |           |           |          |           |           |           |
|----|---------------------|--|------------|-----------|-----------|----------|-----------|-----------|-----------|
|    | POLLUTION REDUCTION | The Respondent shall contribute the SEP Amount to the Third-Party Recipient pursuant to the agreement between the Third-Party Recipient and the TCEQ. Specifically, the contribution will be used to host a one-day event in Tarrant County where 167 operational gas-powered walk-behind lawn mowers may be traded in for a discount on a clean-running electric mower. The City of Fort Worth ("the City") shall coordinate with retailers and/or manufacturers to provide a 20% discount off the retail cost of electric mowers. The City will pay 40% of the retail cost with SEP funds to keep out-of-pocket consumer costs comparable to that of buying a gas-powered mower. The discounted price for the consumer will be approximately \$209 for an electric mower that usually costs \$449.   | 418.00     | 418.00    |           |          |           |           |           |
| AQ | 33240               | Shell Pipeline Company LP  | 01/12/2008 | 1.00:1    | 7,735.00  | 1,547.00 | 3,094.00  | 3,094.00  | 3,094.00  |
|    | POLLUTION REDUCTION | The Respondent shall contribute to the Third-Party Recipient pursuant to the agreement between the Third-Party Recipient and the TCEQ. Specifically, the contribution will be used to conduct home energy audits and to assist low income residents in the West Port Arthur area by weatherizing their homes which will improve their homes' energy efficiency. SEP monies will be used to pay for the cost of caulking and insulating homes, replacing heating and cooling systems and major appliances with new, energy efficient equipment.<br><br>The Respondent certifies that there is no prior commitment to do this project and that it is being performed solely in an effort to settle this enforcement action.  | 3,094.00   | 3,094.00  |           |          |           |           |           |
| AQ | 29798               | BASF Corporation   | 04/03/2008 | 1.00:1    | 87,120.00 | 0.00     | 43,560.00 | 43,560.00 | 43,560.00 |
|    | POLLUTION REDUCTION | The contribution will be used in accordance with the Supplemental Environmental Project Agreement between the Houston-Galveston AERCO and the Texas Commission on Environmental Quality. SEP monies will be used to aid local school districts and area transit agencies in reaching local match requirements mandated by the Federal Highway Administration's ("FHWA") Congestion Mitigation/Air Quality funding program. SEP monies will be disbursed to school districts and transit agencies in need of funding assistance in the Houston-Galveston non-attainment area. Those SEP monies will be used exclusively by the school districts and transit agencies as supplements to meet the local match requirements of the EPA. SEP monies will be used to pay for the cost of replacing older diesel buses with alternative fueled or clean diesel buses. The old buses will be permanently retired and only sold for   | 43,560.00  | 43,560.00 |           |          |           |           |           |
| AQ | 33189               | Lyondell Chemical Company  | 12/20/2007 | 1.00:1    | 5,525.00  | 1,105.00 | 2,210.00  | 2,210.00  | 2,210.00  |
|    | POLLUTION REDUCTION | The Respondent will contribute to Houston-Galveston AERCO's Clean Cities/Clean Vehicles Program in Brazoria County. The contribution will be used in accordance with the Supplemental Environmental Project Agreement between the Houston-Galveston AERCO and the Texas Commission on Environmental Quality. SEP monies will be used to aid local school districts and area transit agencies in reaching local match requirements mandated by the Federal Highway Administration's ("FHWA") Congestion Mitigation/Air Quality funding program. SEP monies will be disbursed to school districts and transit agencies in need of funding assistance in the Houston-Galveston non-attainment area. Those SEP monies will be used exclusively by the school districts and transit agencies as supplements to meet the local match requirements of the EPA. SEP monies will be used to pay for the cost of replacing older diesel buses with alternative fueled or clean diesel buses. The old buses will be permanently retired and only sold for scrap. The schools and transit agencies will also use the SEP monies to retrofit more buses to reduce emissions. Houston-Galveston AERCO will send the TCEQ verification in the form of paid invoices and other documentation to show that the retrofits were completed. Retrofit technologies include particulate matter traps, diesel particulate matter filters, NOx reduction catalyst technology in combination with diesel particulate filters, and other emission control technologies that are developed and approved by EPA or the California Air Resources Board. | 2,210.00   | 2,210.00  |           |          |           |           |           |
| AQ | 34789               | The Goodyear Tire & Rubber Company   | 05/22/2008 | 1.00:1    | 6,475.00  | 1,295.00 | 2,590.00  | 2,590.00  | 2,590.00  |

\* There are Multiple Respondent Names associated to this Case No.

## Appendix 10: List of SEP's & SEP Projects - FY 2008

### Single Program

|    |       |   |  |        |            |          |           |           |           |
|----|-------|---|--|--------|------------|----------|-----------|-----------|-----------|
|    |       | POLLUTION PREVENTION                      | The Respondent shall contribute to the Third-Party Recipient pursuant to the agreement between the Third-Party Recipient and the TCEQ. Specifically, the contribution will be used to conduct home energy audits and to assist low income residents in the West Port Arthur area by weatherizing their homes which will improve their homes' energy efficiency. SEP monies will be used to pay for the cost of caulking and insulating homes, replacing heating and cooling systems and major appliances with new, energy efficient equipment.   |        |            |          | 2,590.00  | 2,590.00  |           |
| AQ | 19435 | Gulf Chemical & Metallurgical Corporation | 10/04/2007   | 1.00:1 | 118,500.00 | 0.00     | 59,250.00 | 59,250.00 | 59,250.00 |
|    |       | POLLUTION REDUCTION                       | SEP monies will be used to aid local school districts and area transit agencies in reaching local match requirements mandated by the Federal Highway Administration's ("FHWA") Congestion Mitigation/Air Quality funding program. SEP monies will be disbursed to school districts and transit agencies in need of funding assistance in the Houston-Galveston non-attainment area. Those SEP monies will be used exclusively by the school districts and transit agencies as supplements to meet the local match requirements of the EPA. SEP monies will be used to pay for the cost of replacing older diesel buses with alternative fueled or clean diesel buses. The old buses will be permanently retired and only sold for scrap. The schools and transit agencies will also use the SEP monies to retrofit more buses to reduce emissions.   |        |            |          | 59,250.00 | 59,250.00 |           |
| AQ | 34579 | GB Biosciences Corporation                | 05/22/2008   | 1.00:1 | 23,875.00  | 4,775.00 | 9,550.00  | 9,550.00  | 9,550.00  |
|    |       | POLLUTION REDUCTION                       | The Respondent will contribute to Houston-Galveston AERCO's Clean Cities/Clean Vehicles Program in Harris County. The contribution will be used in accordance with the Supplemental Environmental Project Agreement between the Houston-Galveston AERCO and the Texas Commission on Environmental Quality. SEP monies will be used to aid local school districts and area transit agencies in reaching local match requirements mandated by the Federal Highway Administration's ("FHWA") Congestion Mitigation/Air Quality funding program. SEP monies will be disbursed to school districts and transit agencies in need of funding assistance in the Houston-Galveston non-attainment area. Those SEP monies will be used exclusively by the school districts and transit agencies as supplements to meet the local match requirements of the EPA. SEP monies will be used to pay for the cost of replacing older diesel buses with alternative fueled or clean diesel buses. The old buses will be permanently retired and only sold for scrap. The schools and transit agencies will also use the SEP monies to retrofit more buses to reduce emissions. Houston-Galveston AERCO will send the TCEQ verification in the form of paid invoices and other documentation to show that the retrofits were completed. Retrofit technologies include particulate matter traps, diesel particulate matter filters, NOx reduction catalyst technology in combination with diesel particulate filters, and other emission control technologies that are developed and approved by EPA or the California Air Resources Board. |        |            |          | 9,550.00  | 9,550.00  |           |
| AQ | 32726 | Mobil Chemical Company Inc.               | 01/12/2008   | 1.00:1 | 40,700.00  | 0.00     | 20,350.00 | 20,350.00 | 20,350.00 |

\* There are Multiple Respondent Names associated to this Case No.

## Appendix 10: List of SEP's & SEP Projects - FY 2008

### Single Program

|    |                     |   |            |           |           |          |          |          |          |
|----|---------------------|---|------------|-----------|-----------|----------|----------|----------|----------|
|    | POLLUTION REDUCTION | <p>The Respondent shall contribute to the Third-Party Recipient pursuant to the agreement between the Third-Party Recipient and the TCEQ. Specifically, the Third-Party Recipient will contribute to Jefferson County for its Retrofit/Replacement of Heavy Equipment and Vehicles with Alternative Fueled Equipment and Vehicles. Specifically, the contribution will be used to purchase alternative fueled equipment such as propane or electric powered lawn mowers, propane powered light duty and heavy equipment, and alternative fueled vehicles and retire diesel and gasoline powered equipment and vehicles. Jefferson County will also convert current equipment and vehicles to alternative fueled equipment in order to lower emissions.</p> <p>All dollars contributed will be used solely for the direct cost of the project and no portion will be spent on administrative costs. The SEP will be done in accordance with all federal, state and local environmental laws and regulations.</p> <p>The Respondent certifies that there is no prior commitment to make this contribution and that it is being done solely in an effort to settle this enforcement action.</p>  | 20,350.00  | 20,350.00 |           |          |          |          |          |
| AQ | 34912               | Texas Petrochemicals LP   | 04/14/2008 | 1.00:1    | 6,500.00  | 1,300.00 | 2,600.00 | 2,600.00 | 2,600.00 |
|    | PUBLIC EDUCATION    | <p>This project includes the lease/contracting for services of air monitoring equipment, Fourier Transform Infra Red (FTIR) and other associated monitoring equipment, site preparation (including power and a shelter for the monitoring equipment), installation, operation and maintenance for a minimum of a two year period. Data validation management and reporting, and site closure and restoration will also be performed as a part of this project using methods approved by the TCEQ. The FTIR will analyze volatile organic compounds in ambient air. Harris County, in cooperation with the TCEQ, will establish Internet connectivity and automated data ingestion into the TCEQ LEADS system. SEP monies will fund the lease/contract for services of the FTIR and related equipment, site creation, preparation and installation of the FTIR, and the operation and maintenance of the FTIR site for a minimum of two years. SEP monies will also be used to pay for any equipment, software, and programming associated with establishing Internet connectivity and automated data ingestion.</p>   | 2,600.00   | 2,600.00  |           |          |          |          |          |
| AQ | 35157               | Valero Refining-Texas, L.P.   | 06/19/2008 | 1.00:1    | 10,270.00 | 2,054.00 | 4,108.00 | 4,108.00 | 4,108.00 |
|    | POLLUTION REDUCTION | <p>The Respondent will contribute to Houston-Galveston AERCO's Clean Cities/Clean Vehicles Program in Harris County. The contribution will be used in accordance with the Supplemental Environmental Project Agreement between the Houston-Galveston AERCO and the Texas Commission on Environmental Quality. SEP monies will be used to aid local school districts and area transit agencies in reaching local match requirements mandated by the Federal Highway Administration's ("FHWA") Congestion Mitigation/Air Quality funding program. SEP monies will be disbursed to school districts and transit agencies in need of funding assistance in the Houston-Galveston non-attainment area. Those SEP monies will be used exclusively by the school districts and transit agencies as supplements to meet the local match requirements of the EPA. SEP monies will be used to pay for the cost of replacing older diesel buses with alternative fueled or clean diesel buses. The old buses will be permanently retired and only sold for scrap. The schools and transit agencies will also use the SEP monies to retrofit more buses to reduce emissions. Houston-Galveston AERCO will send the TCEQ verification in the form of paid invoices and other documentation to show that the retrofits were completed. Retrofit technologies include particulate matter traps, diesel particulate matter filters, NOx reduction catalyst technology in combination with diesel particulate filters, and other emission control technologies that are developed and approved by EPA or the California Air Resources Board.</p> | 4,108.00   | 4,108.00  |           |          |          |          |          |
| AQ | 34682               | CHEVRON PHILLIPS<br>CHEMICAL COMPANY LP   | 06/05/2008 | 1.00:1    | 10,000.00 | 2,000.00 | 4,000.00 | 4,000.00 | 4,000.00 |

\* There are Multiple Respondent Names associated to this Case No.

## Appendix 10: List of SEP's & SEP Projects - FY 2008

### Single Program

|    |                     |  |            |        |           |          |           |           |           |
|----|---------------------|--|------------|--------|-----------|----------|-----------|-----------|-----------|
|    | POLLUTION REDUCTION | The Respondent will contribute to Houston-Galveston AERCO's Clean Cities/Clean Vehicles Program in Brazoria County. The contribution will be used in accordance with the Supplemental Environmental Project Agreement between the Houston-Galveston AERCO and the Texas Commission on Environmental Quality. SEP monies will be used to aid local school districts and area transit agencies in reaching local match requirements mandated by the Federal Highway Administration's ("FHWA") Congestion Mitigation/Air Quality funding program. SEP monies will be disbursed to school districts and transit agencies in need of funding assistance in the Houston-Galveston non-attainment area. Those SEP monies will be used exclusively by the school districts and transit agencies as supplements to meet the local match requirements of the EPA. SEP monies will be used to pay for the cost of replacing older diesel buses with alternative fueled or clean diesel buses. The old buses will be permanently retired and only sold for scrap. The schools and transit agencies will also use the SEP monies to retrofit more buses to reduce emissions. Houston-Galveston AERCO will send the TCEQ verification in the form of paid invoices and other documentation to show that the retrofits were completed. Retrofit technologies include particulate matter traps, diesel particulate matter filters, NOx reduction catalyst technology in combination with diesel particulate filters, and other emission control technologies that are developed and approved by EPA or the California Air Resources Board. |            |        |           | 4,000.00 |           | 4,000.00  |           |
| AQ | 32479               | The Premcor Refining Group Inc.  | 01/12/2008 | 1.00:1 | 64,625.00 | 0.00     | 32,313.00 | 32,312.00 | 32,312.00 |
|    | POLLUTION REDUCTION | The Respondent shall contribute to the Third-Party Recipient pursuant to the agreement between the Third-Party Recipient and the TCEQ. Specifically, the contribution will be used to conduct home energy audits and to assist low income residents in the West Port Arthur area by weatherizing their homes which will improve their homes' energy efficiency. SEP monies will be used to pay for the cost of caulking and insulating homes, replacing heating and cooling systems and major appliances with new, energy efficient equipment.<br><br>The Respondent certifies that there is no prior commitment to do this project and that it is being performed solely in an effort to settle this enforcement action.  |            |        |           |          |           | 32,312.00 | 32,312.00 |
| AQ | 35062               | HOUSTON REFINING, L.P.   | 07/21/2008 | 1.00:1 | 20,000.00 | 0.00     | 10,000.00 | 10,000.00 | 10,000.00 |
|    | POLLUTION REDUCTION | The Respondent will contribute to Houston-Galveston AERCO's Clean Cities/Clean Vehicles Program in Harris County. The contribution will be used in accordance with the Supplemental Environmental Project Agreement between the Houston-Galveston AERCO and the Texas Commission on Environmental Quality. SEP monies will be used to aid local school districts and area transit agencies in reaching local match requirements mandated by the Federal Highway Administration's ("FHWA") Congestion Mitigation/Air Quality funding program. SEP monies will be disbursed to school districts and transit agencies in need of funding assistance in the Houston-Galveston non-attainment area. Those SEP monies will be used exclusively by the school districts and transit agencies as supplements to meet the local match requirements of the EPA. SEP monies will be used to pay for the cost of replacing older diesel buses with alternative fueled or clean diesel buses. The old buses will be permanently retired and only sold for scrap. The schools and transit agencies will also use the SEP monies to retrofit more buses to reduce emissions. Houston-Galveston AERCO will send the TCEQ verification in the form of paid invoices and other documentation to show that the retrofits were completed. Retrofit technologies include particulate matter traps, diesel particulate matter filters, NOx reduction catalyst technology in combination with diesel particulate filters, and other emission control technologies that are developed and approved by EPA or the California Air Resources Board.   |            |        |           |          |           | 10,000.00 | 10,000.00 |
| AQ | 32308               | City of Garland  | 09/21/2007 | 1.00:1 | 2,550.00  | 510.00   | 0.00      | 2,040.00  | 2,040.00  |

\* There are Multiple Respondent Names associated to this Case No.



## Appendix 10: List of SEP's & SEP Projects - FY 2008

### Single Program

|    |                      |  |            |        |            |           |           |           |           |
|----|----------------------|--|------------|--------|------------|-----------|-----------|-----------|-----------|
|    | POLLUTION PREVENTION | The Respondent shall contribute to the Third-Party Recipient pursuant to the agreement between the Third-Party Recipient and the TCEQ. Specifically, the contribution will be used to provide low income rural homeowners with assistance to enable the repair or replacement of their failing on-site wastewater systems. SEP monies will be used to pay for the labor and materials costs related to repairing or replacing the failing systems. The recipients will not be charged for the cost of replacing or repairing the failing systems.<br><br>The Respondent certifies that there is no prior commitment to do this project and that it is being performed solely in an effort to settle this enforcement action. |            |        |            |           | 2,040.00  | 2,040.00  |           |
| AQ | 29721                | The Premcor Refining Group Inc.  | 09/21/2007 | 1.00:1 | 43,437.00  | 0.00      | 21,719.00 | 21,718.00 | 21,718.00 |
|    | POLLUTION REDUCTION  | The Respondent shall contribute to the Third-Party Recipient pursuant to the agreement between the Third-Party Recipient and the TCEQ, specifically, the Southeast Texas Regional Planning Commission ("SETRPC") West Port Arthur Home Energy Efficiency Program. The SETRPC will use the funds to conduct home energy audits and to assist low income residents in the West Port Arthur area by weatherizing their homes, which will improve their homes' energy efficiency. SEP monies will be used to pay for the cost of caulking and insulating the homes and appliances, as well as for replacing heating and cooling systems and major appliances with new, energy efficient equipment.                               |            |        |            |           | 21,718.00 | 21,718.00 |           |
| AQ | 33554                | Eastman Chemical Company   | 06/05/2008 | 1.00:1 | 102,125.00 | 20,425.00 | 40,850.00 | 40,850.00 | 40,850.00 |
|    | POLLUTION PREVENTION | The Respondent shall contribute to the Third-Party Recipient pursuant to the agreement between the Third-Party Recipient and the TCEQ. Specifically, the contribution will be used to provide low income rural homeowners with assistance to enable the repair or replacement of their failing on-site wastewater systems. SEP monies will be used to pay for the labor and materials costs related to repairing or replacing the failing systems. The recipients will not be charged for the cost of replacing or repairing the failing systems.  |            |        |            |           | 40,850.00 | 40,850.00 |           |
| AQ | 33184                | Motiva Enterprises LLC   | 02/25/2008 | 1.00:1 | 29,362.00  | 5,872.00  | 11,745.00 | 11,745.00 | 11,745.00 |
|    | POLLUTION REDUCTION  | The Respondent shall contribute to the Third-Party Recipient pursuant to the agreement between the Third-Party Recipient and the TCEQ. Specifically, the contribution will be used to conduct home energy audits and to assist low income residents in the West Port Arthur area by weatherizing their homes which will improve their homes' energy efficiency. SEP monies will be used to pay for the cost of caulking and insulating homes, replacing heating and cooling systems and major appliances with new, energy efficient equipment.<br><br>The Respondent certifies that there is no prior commitment to do this project and that it is being performed solely in an effort to settle this enforcement action.    |            |        |            |           | 11,745.00 | 11,745.00 |           |
| AQ | 32444                | Equistar Chemicals, LP   | 09/21/2007 | 1.00:1 | 20,000.00  | 0.00      | 10,000.00 | 10,000.00 | 10,000.00 |

\* There are Multiple Respondent Names associated to this Case No.

## Appendix 10: List of SEP's & SEP Projects - FY 2008

### Single Program

|    |                     |  |            |        |           |          |           |           |          |
|----|---------------------|--|------------|--------|-----------|----------|-----------|-----------|----------|
|    | POLLUTION REDUCTION | The Respondent will contribute to Houston-Galveston AERCO's Clean Cities/Clean Vehicles Program in Brazoria County. The contribution will be used in accordance with the Supplemental Environmental Project Agreement between the Houston-Galveston AERCO and the Texas Commission on Environmental Quality. SEP monies will be used to aid local school districts and area transit agencies in reaching local match requirements mandated by the Federal Highway Administration's ("FHWA") Congestion Mitigation/Air Quality funding program. SEP monies will be disbursed to school districts and transit agencies in need of funding assistance in the Houston-Galveston non-attainment area. Those SEP monies will be used exclusively by the school districts and transit agencies as supplements to meet the local match requirements of the EPA. SEP monies will be used to pay for the cost of replacing older diesel buses with alternative fueled or clean diesel buses. The old buses will be permanently retired and only sold for scrap. The schools and transit agencies will also use the SEP monies to retrofit more buses to reduce emissions. Houston-Galveston AERCO will send the TCEQ verification in the form of paid invoices and other documentation to show that the retrofits were completed. Retrofit technologies include particulate matter traps, diesel particulate matter filters, NOx reduction catalyst technology in combination with diesel particulate filters, and other emission control technologies that are developed and approved by EPA or the California Air Resources Board. |            |        |           |          | 10,000.00 | 10,000.00 |          |
| AQ | 34343               | Southwest Convenience Stores, LLC  | 04/14/2008 | 1.00:1 | 17,450.00 | 3,490.00 | 6,980.00  | 6,980.00  | 6,980.00 |
|    | POLLUTION REDUCTION | The Respondent shall contribute to the Third-Party Recipient pursuant to the agreement between the Third-Party Recipient and the TCEQ. Specifically, the contribution will be used to aid local school districts, area transit agencies, and local governments in need of funding assistance to pay for the cost of the following activities to reduce emissions: 1) replacing older diesel buses with alternative fuelled or clean diesel buses; or 2) retrofitting older diesel buses with new, cleaner technology. The funds will be disbursed on a needs-rated basis, using non-attainment area status, condition of buses, and economic status of the recipient as possible rating factors if competition for the funds exists. To maximize funds, retrofitting will take priority over replacement of buses. Older buses deemed not suitable for retrofitting will be permanently retired and sold only for scrap.<br><br>Acceptable retrofit technologies include particulate matter traps, diesel particulate matter filters, nitrogen oxides (NOx) reduction catalyst technology in combination with diesel particulate filters, and other emission control technologies that are developed and approved by the United States Environmental Protection Agency ("EPA") or the California Air Resources Board.  |            |        |           |          | 6,980.00  | 6,980.00  |          |
| AQ | 34732               | ExxonMobil Oil Corporation   | 06/19/2008 | 1.00:1 | 10,000.00 | 0.00     | 5,000.00  | 5,000.00  | 5,000.00 |
|    | POLLUTION REDUCTION | The Respondent shall contribute to the Third-Party Recipient pursuant to the agreement between the Third-Party Recipient and the TCEQ. Specifically, the contribution will be used to provide low income rural homeowners with assistance to enable the repair or replacement of their failing on-site wastewater systems. SEP monies will be used to pay for the labor and materials costs related to repairing or replacing the failing systems. The recipients will not be charged for the cost of replacing or repairing the failing systems.  |            |        |           |          | 5,000.00  | 5,000.00  |          |
| AQ | 33881               | Exxon Mobil Corporation  | 03/08/2008 | 1.00:1 | 10,000.00 | 0.00     | 5,000.00  | 5,000.00  | 5,000.00 |

\* There are Multiple Respondent Names associated to this Case No.

## Appendix 10: List of SEP's & SEP Projects - FY 2008

### Single Program

|  |       |                            |            |        |           |          |           |           |           |  |
|--|-------|----------------------------|------------|--------|-----------|----------|-----------|-----------|-----------|--|
| POLLUTION REDUCTION  |       |                            |            |        |           |          |           |           |           |  |
| The Respondent will contribute to Houston-Galveston AERCO's Clean Cities/Clean Vehicles Program in Harris County. The contribution will be used in accordance with the Supplemental Environmental Project Agreement between the Houston-Galveston AERCO and the Texas Commission on Environmental Quality. SEP monies will be used to aid local school districts and area transit agencies in reaching local match requirements mandated by the Federal Highway Administration's ("FHWA") Congestion Mitigation/Air Quality funding program. SEP monies will be disbursed to school districts and transit agencies in need of funding assistance in the Houston-Galveston non-attainment area. Those SEP monies will be used exclusively by the school districts and transit agencies as supplements to meet the local match requirements of the EPA. SEP monies will be used to pay for the cost of replacing older diesel buses with alternative fueled or clean diesel buses. The old buses will be permanently retired and only sold for scrap. The schools and transit agencies will also use the SEP monies to retrofit more buses to reduce emissions. Houston-Galveston AERCO will send the TCEQ verification in the form of paid invoices and other documentation to show that the retrofits were completed. Retrofit technologies include particulate matter traps, diesel particulate matter filters, NOx reduction catalyst technology in combination with diesel particulate filters, and other emission control technologies that are developed and approved by EPA or the California Air Resources Board. |       |                            |            |        |           |          |           |           |           |  |
|  |       |                            |            |        |           |          | 5,000.00  | 5,000.00  |           |  |
| AQ   | 30147 | DCP Midstream, LP          | 04/14/2008 | 1.00:1 | 42,014.00 | 0.00     | 21,008.00 | 21,006.00 | 21,006.00 |  |
| CLEAN UP   |       |                            |            |        |           |          |           |           |           |  |
| Respondent shall contribute the SEP Amount to the Third-Party Recipient pursuant to the agreement between the Third-Party Recipient and the TCEQ. Specifically, the contribution will be to the Texas Association of Resource Conservation and Development Areas, Inc. ("RC&D") for clean up of unauthorized trash dumps to be conducted within Ector County. In the alternative, if the project cannot be completed for tire clean ups, the Third-Party Recipient may perform clean up of illegal dumpsites, wastewater treatment assistance, or other projects approved pursuant to the agreement between the Third-Party Recipient and the TCEQ. Specifically, SEP monies will pay for the labor and disposal costs associated with proper clean up and disposal of wastes, debris, or abandoned tires, assistance to low-income residents with failing on site wastewater systems, plugging of abandoned wells, household hazardous waste collection, or antifreeze recycling. The projects will be administered in accordance with federal, state, and local environmental laws and regulations.  |       |                            |            |        |           |          |           |           |           |  |
|  |       |                            |            |        |           |          | 21,006.00 | 21,006.00 |           |  |
| AQ   | 34762 | Exxon Mobil Corporation    | 06/05/2008 | 1.00:1 | 13,775.00 | 0.00     | 6,888.00  | 6,887.00  | 6,887.00  |  |
| POLLUTION REDUCTION  |       |                            |            |        |           |          |           |           |           |  |
| The Respondent will contribute to Houston-Galveston AERCO's Clean Cities/Clean Vehicles Program in Harris County. The contribution will be used in accordance with the Supplemental Environmental Project Agreement between the Houston-Galveston AERCO and the Texas Commission on Environmental Quality. SEP monies will be used to aid local school districts and area transit agencies in reaching local match requirements mandated by the Federal Highway Administration's ("FHWA") Congestion Mitigation/Air Quality funding program. SEP monies will be disbursed to school districts and transit agencies in need of funding assistance in the Houston-Galveston non-attainment area. Those SEP monies will be used exclusively by the school districts and transit agencies as supplements to meet the local match requirements of the EPA. SEP monies will be used to pay for the cost of replacing older diesel buses with alternative fueled or clean diesel buses. The old buses will be permanently retired and only sold for scrap. The schools and transit agencies will also use the SEP monies to retrofit more buses to reduce emissions. Houston-Galveston AERCO will send the TCEQ verification in the form of paid invoices and other documentation to show that the retrofits were completed. Retrofit technologies include particulate matter traps, diesel particulate matter filters, NOx reduction catalyst technology in combination with diesel particulate filters, and other emission control technologies that are developed and approved by EPA or the California Air Resources Board. |       |                            |            |        |           |          |           |           |           |  |
|  |       |                            |            |        |           |          | 6,887.00  | 6,887.00  |           |  |
| AQ   | 32625 | ExxonMobil Oil Corporation | 10/25/2007 | 1.00:1 | 24,139.00 | 4,827.00 | 9,656.00  | 9,656.00  | 9,656.00  |  |

\* There are Multiple Respondent Names associated to this Case No.

## Appendix 10: List of SEP's & SEP Projects - FY 2008

### Single Program

|                      |       |   |            |            |            |           |            |            |            |
|----------------------|-------|---|------------|------------|------------|-----------|------------|------------|------------|
| POLLUTION REDUCTION  |       | <p>The Respondent shall contribute to the Third-Party Recipient pursuant to the agreement between the Third-Party Recipient and the TCEQ. Specifically, the Third-Party Recipient will contribute to Jefferson County for its Retrofit/Replacement of Heavy Equipment and Vehicles with Alternative Fueled Equipment and Vehicles. Specifically, the contribution will be used to purchase alternative fueled equipment such as propane or electric powered lawn mowers, propane powered light duty and heavy equipment, and alternative fueled vehicles and retire diesel and gasoline powered equipment and vehicles. Jefferson County will also convert current equipment and vehicles to alternative fueled equipment in order to lower emissions.</p> <p>All dollars contributed will be used solely for the direct cost of the project and no portion will be spent on administrative costs. The SEP will be done in accordance with all federal, state and local environmental laws and regulations.</p> <p>The Respondent certifies that there is no prior commitment to make this contribution and that it is being done solely in an effort to settle this enforcement action.</p>  | 9,656.00   | 9,656.00   |            |           |            |            |            |
| AQ                   | 32887 | INEOS USA LLC   | 01/28/2008 | 1.00:1     | 217,000.00 | 0.00      | 108,500.00 | 108,500.00 | 108,500.00 |
| POLLUTION PREVENTION |       | <p>The Respondent will contribute to Houston-Galveston AERCO's Clean Cities/Clean Vehicles Program in Brazoria County. The contribution will be used in accordance with the Supplemental Environmental Project Agreement between the Houston-Galveston AERCO and the Texas Commission on Environmental Quality. SEP monies will be used to aid local school districts and area transit agencies in reaching local match requirements mandated by the Federal Highway Administration's ("FHWA") Congestion Mitigation/Air Quality funding program. SEP monies will be disbursed to school districts and transit agencies in need of funding assistance in the Houston-Galveston non-attainment area. Those SEP monies will be used exclusively by the school districts and transit agencies as supplements to meet the local match requirements of the EPA. SEP monies will be used to pay for the cost of replacing older diesel buses with alternative fueled or clean diesel buses. The old buses will be permanently retired and only sold for scrap. The schools and transit agencies will also use the SEP monies to retrofit more buses to reduce emissions. Houston-Galveston AERCO will send the TCEQ verification in the form of paid invoices and other documentation to show that the retrofits were completed. Retrofit technologies include particulate matter traps, diesel particulate matter filters, NOx reduction catalyst technology in combination with diesel particulate filters, and other emission control technologies that are developed and approved by EPA or the California Air Resources Board.</p> | 108,500.00 | 108,500.00 |            |           |            |            |            |
| AQ                   | 34888 | Eastman Chemical Company  | 06/19/2008 | 1.00:1     | 10,000.00  | 2,000.00  | 4,000.00   | 4,000.00   | 4,000.00   |
| POLLUTION PREVENTION |       | <p>The Respondent shall contribute to the Third-Party Recipient pursuant to the agreement between the Third-Party Recipient and the TCEQ. Specifically, the contribution will be used to provide low income rural homeowners with assistance to enable the repair or replacement of their failing on-site wastewater systems. SEP monies will be used to pay for the labor and materials costs related to repairing or replacing the failing systems. The recipients will not be charged for the cost of replacing or repairing the failing systems.</p>  | 4,000.00   | 4,000.00   |            |           |            |            |            |
| AQ                   | 32622 | Union Carbide Corporation   | 03/08/2008 | 1.00:1     | 76,450.00  | 15,290.00 | 30,580.00  | 30,580.00  | 30,580.00  |

\* There are Multiple Respondent Names associated to this Case No.

## Appendix 10: List of SEP's & SEP Projects - FY 2008

### Single Program

|    |                      |   |            |        |           |           |           |           |           |
|----|----------------------|---|------------|--------|-----------|-----------|-----------|-----------|-----------|
|    | POLLUTION REDUCTION  | The Respondent will contribute to Houston-Galveston AERCO's Clean Cities/Clean Vehicles Program in Galveston County. The contribution will be used in accordance with the Supplemental Environmental Project Agreement between the Houston-Galveston AERCO and the Texas Commission on Environmental Quality. SEP monies will be used to aid local school districts and area transit agencies in reaching local match requirements mandated by the Federal Highway Administration's ("FHWA") Congestion Mitigation/Air Quality funding program. SEP monies will be disbursed to school districts and transit agencies in need of funding assistance in the Houston-Galveston non-attainment area. Those SEP monies will be used exclusively by the school districts and transit agencies as supplements to meet the local match requirements of the EPA. SEP monies will be used to pay for the cost of replacing older diesel buses with alternative fueled or clean diesel buses. The old buses will be permanently retired and only sold for scrap. The schools and transit agencies will also use the SEP monies to retrofit more buses to reduce emissions. Houston-Galveston AERCO will send the TCEQ verification in the form of paid invoices and other documentation to show that the retrofits were completed. Retrofit technologies include particulate matter traps, diesel particulate matter filters, NOx reduction catalyst technology in combination with diesel particulate filters, and other emission control technologies that are developed and approved by EPA or the California Air Resources Board. |            |        |           |           | 30,580.00 | 30,580.00 |           |
| AQ | 34612                | SABINA PETROCHEMICALS LLC   | 06/05/2008 | 1.00:1 | 24,625.00 | 4,925.00  | 9,850.00  | 9,850.00  | 9,850.00  |
|    | POLLUTION PREVENTION | The Respondent shall contribute to the Third-Party Recipient pursuant to the agreement between the Third-Party Recipient and the TCEQ. Specifically, the contribution will be used to conduct home energy audits and to assist low income residents in the West Port Arthur area by weatherizing their homes which will improve their homes' energy efficiency. SEP monies will be used to pay for the cost of caulking and insulating homes, replacing heating and cooling systems and major appliances with new, energy efficient equipment.  |            |        |           |           | 9,850.00  | 9,850.00  |           |
| AQ | 33839                | Huntsman Petrochemical Corporation  | 01/28/2008 | 1.00:1 | 64,923.00 | 12,984.00 | 25,970.00 | 25,969.00 | 25,969.00 |
|    | POLLUTION REDUCTION  | The Respondent shall contribute to the Third-Party Recipient pursuant to the agreement between the Third-Party Recipient and the TCEQ. Specifically, the contribution will be used to aid local school districts, area transit agencies, and local governments in need of funding assistance to pay for the cost of the following activities to reduce emissions: 1) replacing older diesel buses with alternative fuelled or clean diesel buses; or 2) retrofitting older diesel buses with new, cleaner technology. The funds will be disbursed on a needs-rated basis, using non-attainment area status, condition of buses, and economic status of the recipient as possible rating factors if competition for the funds exists. To maximize funds, retrofitting will take priority over replacement of buses. Older buses deemed not suitable for retrofitting will be permanently retired and sold only for scrap.<br><br>Acceptable retrofit technologies include particulate matter traps, diesel particulate matter filters, nitrogen oxides (NOx) reduction catalyst technology in combination with diesel particulate filters, and other emission control technologies that are developed and approved by the United States Environmental Protection Agency ("EPA") or the California Air Resources Board.   |            |        |           |           | 25,969.00 | 25,969.00 |           |
| AQ | 34450                | Motiva Enterprises LLC  | 04/14/2008 | 1.00:1 | 24,700.00 | 4,940.00  | 9,880.00  | 9,880.00  | 9,880.00  |

\* There are Multiple Respondent Names associated to this Case No.

## Appendix 10: List of SEP's & SEP Projects - FY 2008

### Single Program

|    |                     |   |            |           |           |          |           |           |           |
|----|---------------------|---|------------|-----------|-----------|----------|-----------|-----------|-----------|
|    | POLLUTION REDUCTION | The Respondent shall contribute to the Third-Party Recipient pursuant to the agreement between the Third-Party Recipient and the TCEQ. Specifically, the contribution will be used to aid local school districts, area transit agencies, and local governments in need of funding assistance to pay for the cost of the following activities to reduce emissions: 1) replacing older diesel buses with alternative fuelled or clean diesel buses; or 2) retrofitting older diesel buses with new, cleaner technology. The funds will be disbursed on a needs-rated basis, using non-attainment area status, condition of buses, and economic status of the recipient as possible rating factors if competition for the funds exists. To maximize funds, retrofitting will take priority over replacement of buses. Older buses deemed not suitable for retrofitting will be permanently retired and sold only for scrap.<br><br>Acceptable retrofit technologies include particulate matter traps, diesel particulate matter filters, nitrogen oxides (NOx) reduction catalyst technology in combination with diesel particulate filters, and other emission control technologies that are developed and approved by the United States Environmental Protection Agency ("EPA") or the California Air Resources Board.                               | 9,880.00   | 9,880.00  |           |          |           |           |           |
| AQ | 35137               | Copano Processing, L.P.   | 08/29/2008 | 1.00:1    | 20,850.00 | 4,170.00 | 8,340.00  | 8,340.00  | 8,340.00  |
|    | CLEAN UP            | The Respondent will contribute to Lower Colorado River Authority ("LCRA") Household Hazardous Waste and Reusable Materials Collection in Colorado County. The contribution will be used in accordance with the Supplemental Environmental Project Agreement between the Lower Colorado River Authority and the Texas Commission on Environmental Quality. SEP monies will be used to sponsor household hazardous waste collection events, battery collection events, used oil collection events, paint collection events, and tire collection events in conjunction with local city and county governments through the LCRA Statutory District. These collection events provide citizens with a safe and convenient opportunity to properly dispose of household hazardous wastes such as: paint, tires, pesticides, motor oil, oil filters, antifreeze, batteries, and household cleaners. Citizens will be encouraged to reuse unused portions of properly labeled and handled chemical products (i.e. fertilizers, paints, and some pesticides/herbicides) through the reusable materials exchange. SEP monies will be used by LCRA to supplement scheduled events, and to add additional collection events. The LCRA has not previously budgeted for these supplemental, additional, or special collection events and will not budget for them. | 8,340.00   | 8,340.00  |           |          |           |           |           |
| AQ | 34330               | Equistar Chemicals, LP  | 05/22/2008 | 1.00:1    | 20,000.00 | 0.00     | 10,000.00 | 10,000.00 | 10,000.00 |
|    | POLLUTION REDUCTION | The Respondent will contribute to Harris County Public Health and Environmental Services-Pollution Control Division's FTIR Project. This project includes the lease/contracting for services of air monitoring equipment, FTIR and other associated monitoring equipment, site preparation (including power and a shelter for the monitoring equipment), installation, operation and maintenance for a minimum of a two year period. Data validation management and reporting, and site closure and restoration will also be performed as a part of this project using methods approved by the TCEQ. The FTIR will analyze volatile organic compounds in ambient air. Harris County, in cooperation with the TCEQ, will establish Internet connectivity and automated data ingestion into the TCEQ LEADS system. SEP monies will fund the lease/contract for services of the FTIR and related equipment, site creation, preparation and installation of the FTIR, and the operation and maintenance of the FTIR site for a minimum of two years. SEP monies will also be used to pay for any equipment, software, and programming associated with establishing Internet connectivity and automated data ingestion.  | 10,000.00  | 10,000.00 |           |          |           |           |           |
| AQ | 34652               | FMC Corporation   | 04/14/2008 | 1.00:1    | 5,650.00  | 1,130.00 | 2,260.00  | 2,260.00  | 2,260.00  |

\* There are Multiple Respondent Names associated to this Case No.

## Appendix 10: List of SEP's & SEP Projects - FY 2008

### Single Program

|                     |       |                           |            |        |           |          |          |          |          |  |          |  |          |  |
|---------------------|-------|---------------------------|------------|--------|-----------|----------|----------|----------|----------|--|----------|--|----------|--|
| POLLUTION REDUCTION |       |                           |            |        |           |          |          |          |          | The Respondent will contribute to Houston-Galveston AERCO's Clean Cities/Clean Vehicles Program in Harris County. The contribution will be used in accordance with the Supplemental Environmental Project Agreement between the Houston-Galveston AERCO and the Texas Commission on Environmental Quality. SEP monies will be used to aid local school districts and area transit agencies in reaching local match requirements mandated by the Federal Highway Administration's ("FHWA") Congestion Mitigation/Air Quality funding program. SEP monies will be disbursed to school districts and transit agencies in need of funding assistance in the Houston-Galveston non-attainment area. Those SEP monies will be used exclusively by the school districts and transit agencies as supplements to meet the local match requirements of the EPA. SEP monies will be used to pay for the cost of replacing older diesel buses with alternative fueled or clean diesel buses. The old buses will be permanently retired and only sold for scrap. The schools and transit agencies will also use the SEP monies to retrofit more buses to reduce emissions. Houston-Galveston AERCO will send the TCEQ verification in the form of paid invoices and other documentation to show that the retrofits were completed. Retrofit technologies include particulate matter traps, diesel particulate matter filters, NOx reduction catalyst technology in combination with diesel particulate filters, and other emission control technologies that are developed and approved by EPA or the California Air Resources Board. | 2,260.00 |  | 2,260.00 |  |
| AQ                  | 34331 | Texas Petrochemicals LP   | 01/12/2008 | 1.00:1 | 10,000.00 | 2,000.00 | 4,000.00 | 4,000.00 | 4,000.00 |  |          |  |          |  |
| POLLUTION REDUCTION |       |                           |            |        |           |          |          |          |          | The Respondent will contribute to Houston-Galveston AERCO's Clean Cities/Clean Vehicles Program in Harris County. The contribution will be used in accordance with the Supplemental Environmental Project Agreement between the Houston-Galveston AERCO and the Texas Commission on Environmental Quality. SEP monies will be used to aid local school districts and area transit agencies in reaching local match requirements mandated by the Federal Highway Administration's ("FHWA") Congestion Mitigation/Air Quality funding program. SEP monies will be disbursed to school districts and transit agencies in need of funding assistance in the Houston-Galveston non-attainment area. Those SEP monies will be used exclusively by the school districts and transit agencies as supplements to meet the local match requirements of the EPA. SEP monies will be used to pay for the cost of replacing older diesel buses with alternative fueled or clean diesel buses. The old buses will be permanently retired and only sold for scrap. The schools and transit agencies will also use the SEP monies to retrofit more buses to reduce emissions. Houston-Galveston AERCO will send the TCEQ verification in the form of paid invoices and other documentation to show that the retrofits were completed. Retrofit technologies include particulate matter traps, diesel particulate matter filters, NOx reduction catalyst technology in combination with diesel particulate filters, and other emission control technologies that are developed and approved by EPA or the California Air Resources Board. | 4,000.00 |  | 4,000.00 |  |
| AQ                  | 34978 | Lyondell Chemical Company | 06/19/2008 | 1.00:1 | 10,200.00 | 2,040.00 | 4,080.00 | 4,080.00 | 4,080.00 |  |          |  |          |  |

\* There are Multiple Respondent Names associated to this Case No.

## Appendix 10: List of SEP's & SEP Projects - FY 2008

### Single Program

|    |                     |                                    |  |        |          |          |          |          |          |
|----|---------------------|------------------------------------|--|--------|----------|----------|----------|----------|----------|
|    | POLLUTION REDUCTION |                                    | The Respondent will contribute to Houston-Galveston AERCO's Clean Cities/Clean Vehicles Program in Harris County. The contribution will be used in accordance with the Supplemental Environmental Project Agreement between the Houston-Galveston AERCO and the Texas Commission on Environmental Quality. SEP monies will be used to aid local school districts and area transit agencies in reaching local match requirements mandated by the Federal Highway Administration's ("FHWA") Congestion Mitigation/Air Quality funding program. SEP monies will be disbursed to school districts and transit agencies in need of funding assistance in the Houston-Galveston non-attainment area. Those SEP monies will be used exclusively by the school districts and transit agencies as supplements to meet the local match requirements of the EPA. SEP monies will be used to pay for the cost of replacing older diesel buses with alternative fueled or clean diesel buses. The old buses will be permanently retired and only sold for scrap. The schools and transit agencies will also use the SEP monies to retrofit more buses to reduce emissions. Houston-Galveston AERCO will send the TCEQ verification in the form of paid invoices and other documentation to show that the retrofits were completed. Retrofit technologies include particulate matter traps, diesel particulate matter filters, NOx reduction catalyst technology in combination with diesel particulate filters, and other emission control technologies that are developed and approved by EPA or the California Air Resources Board. |        |          |          | 4,080.00 | 4,080.00 |          |
| AQ | 34019               | The Goodyear Tire & Rubber Company | 11/19/2007   | 1.00:1 | 4,450.00 | 890.00   | 1,780.00 | 1,780.00 | 1,780.00 |
|    | POLLUTION REDUCTION |                                    | The Respondent will contribute to Houston-Galveston AERCO's Clean Cities/Clean Vehicles Program in Harris County. The contribution will be used in accordance with the Supplemental Environmental Project Agreement between the Houston-Galveston AERCO and the Texas Commission on Environmental Quality. SEP monies will be used to aid local school districts and area transit agencies in reaching local match requirements mandated by the Federal Highway Administration's ("FHWA") Congestion Mitigation/Air Quality funding program. SEP monies will be disbursed to school districts and transit agencies in need of funding assistance in the Houston-Galveston non-attainment area. Those SEP monies will be used exclusively by the school districts and transit agencies as supplements to meet the local match requirements of the EPA. SEP monies will be used to pay for the cost of replacing older diesel buses with alternative fueled or clean diesel buses. The old buses will be permanently retired and only sold for scrap. The schools and transit agencies will also use the SEP monies to retrofit more buses to reduce emissions. Houston-Galveston AERCO will send the TCEQ verification in the form of paid invoices and other documentation to show that the retrofits were completed. Retrofit technologies include particulate matter traps, diesel particulate matter filters, NOx reduction catalyst technology in combination with diesel particulate filters, and other emission control technologies that are developed and approved by EPA or the California Air Resources Board. |        |          |          | 1,780.00 | 1,780.00 |          |
| AQ | 34486               | TOTAL PETROCHEMICALS USA, INC.     | 04/14/2008   | 1.00:1 | 7,050.00 | 1,410.00 | 2,820.00 | 2,820.00 | 2,820.00 |

\* There are Multiple Respondent Names associated to this Case No.



## Appendix 10: List of SEP's & SEP Projects - FY 2008

### Single Program

|    |                     |                                     |  |        |           |          |          |          |          |
|----|---------------------|-------------------------------------|--|--------|-----------|----------|----------|----------|----------|
|    | POLLUTION REDUCTION |                                     | The Respondent will contribute to Houston-Galveston AERCO's Clean Cities/Clean Vehicles Program in Harris County. The contribution will be used in accordance with the Supplemental Environmental Project Agreement between the Houston-Galveston AERCO and the Texas Commission on Environmental Quality. SEP monies will be used to aid local school districts and area transit agencies in reaching local match requirements mandated by the Federal Highway Administration's ("FHWA") Congestion Mitigation/Air Quality funding program. SEP monies will be disbursed to school districts and transit agencies in need of funding assistance in the Houston-Galveston non-attainment area. Those SEP monies will be used exclusively by the school districts and transit agencies as supplements to meet the local match requirements of the EPA. SEP monies will be used to pay for the cost of replacing older diesel buses with alternative fueled or clean diesel buses. The old buses will be permanently retired and only sold for scrap. The schools and transit agencies will also use the SEP monies to retrofit more buses to reduce emissions. Houston-Galveston AERCO will send the TCEQ verification in the form of paid invoices and other documentation to show that the retrofits were completed. Retrofit technologies include particulate matter traps, diesel particulate matter filters, NOx reduction catalyst technology in combination with diesel particulate filters, and other emission control technologies that are developed and approved by EPA or the California Air Resources Board. |        |           |          | 2,820.00 | 2,820.00 |          |
| AQ | 33133               | Huntsman Petrochemical Corporation  | 04/14/2008   | 1.00:1 | 23,775.00 | 4,755.00 | 9,510.00 | 9,510.00 | 9,510.00 |
|    | POLLUTION REDUCTION |                                     | The Respondent shall contribute to the Third-Party Recipient pursuant to the agreement between the Third-Party Recipient and the TCEQ. Specifically, the contribution will be used to aid local school districts, area transit agencies, and local governments in need of funding assistance to pay for the cost of the following activities to reduce emissions: 1) replacing older diesel buses with alternative fuelled or clean diesel buses; or 2) retrofitting older diesel buses with new, cleaner technology. The funds will be disbursed on a needs-rated basis, using non-attainment area status, condition of buses, and economic status of the recipient as possible rating factors if competition for the funds exists. To maximize funds, retrofitting will take priority over replacement of buses. Older buses deemed not suitable for retrofitting will be permanently retired and sold only for scrap.<br><br>Acceptable retrofit technologies include particulate matter traps, diesel particulate matter filters, nitrogen oxides (NOx) reduction catalyst technology in combination with diesel particulate filters, and other emission control technologies that are developed and approved by the United States Environmental Protection Agency ("EPA") or the California Air Resources Board.<br><br>The Respondent certifies that there is no prior commitment to do this project and that it is being performed solely in an effort to settle this enforcement action.   |        |           |          | 9,510.00 | 9,510.00 |          |
| AQ | 27321               | ExxonMobil Oil Corporation          | 11/19/2007   | 1.00:1 | 10,000.00 | 0.00     | 5,000.00 | 5,000.00 | 5,000.00 |
|    | POLLUTION REDUCTION |                                     | The County will purchase alternative fueled equipment such as propane electric powered lawn mowers, propane powered light duty and heavy equipment, and alternative fueled vehicles and retire diesel and gasoline powered equipment and vehicles. The retired vehicles and equipment will not be resold as working vehicles, but will only be sold for scrap. The County will also use SEP monies to convert current equipment and vehicles to alternative fueled equipment and vehicles and to retrofit current gasoline and diesel powered equipment in order to lower emissions. All retrofits will meet EPA standards. None of the vehicles or equipment purchased by the County will be used to comply with the Texas Clean Fleet Program. Benefit: Reduce air emissions generated by gasoline and diesel powered lawnmowers, heavy equipment, and vehicles in the Beaumont/Port Arthur ozone non-attainment area. Such emissions contribute to ozone pollution in this state.   |        |           |          | 5,000.00 | 5,000.00 |          |
| AQ | 34337               | Formosa Plastics Corporation, Texas | 03/08/2008   | 1.00:1 | 12,350.00 | 2,470.00 | 4,940.00 | 4,940.00 | 4,940.00 |

\* There are Multiple Respondent Names associated to this Case No.

## Appendix 10: List of SEP's & SEP Projects - FY 2008

### Single Program

|    |                           |   |            |           |            |           |           |           |           |
|----|---------------------------|---|------------|-----------|------------|-----------|-----------|-----------|-----------|
|    | POLLUTION PREVENTION      | The Respondent shall contribute the SEP Amount to the Third-Party Recipient pursuant to the agreement between the Third-Party Recipient and the TCEQ. Specifically, the contribution will be to the City of Point Comfort, Texas for its Wastewater Treatment Plant Repair Assistance project. The Third Party Recipient shall use SEP funds to assist in rehabilitation of its wastewater treatment system as described below:<br><br>" Rehabilitation of the main sanitary sewer lift station (excluding the cost of installation of new high level alarms) to prevent sewage overflows or backups of sewage into residences;<br>" Replacement of the final effluent outfall line at the wastewater treatment facility site;<br>" Simultaneous deconstruction of portions of the former site, which will alleviate storm water inflow into the chlorine contact chamber at the treatment facility.  | 4,940.00   | 4,940.00  |            |           |           |           |           |
| AQ | 27076                     | ConocoPhillips Company  | 11/19/2007 | 1.00:1    | 143,062.00 | 28,612.00 | 57,225.00 | 57,225.00 | 57,225.00 |
|    | POLLUTION REDUCTION       | The Respondent shall contribute the SEP Amount to the Third-Party Recipient pursuant to the agreement between the Third-Party Recipient and the TCEQ. Specifically, the contribution will be to the Borger ISD ("Performing Party") for the Asbestos Abatement program, to be conducted within Hutchinson County. Through a certified asbestos contractor, the performing party shall remove asbestos from the following schools in the Borger Independent School District:<br><br>" 3,126 square feet (sf) of floor tile from the Paul Belton Early Childhood campus;<br>" 6,771 sf of floor tile from the South Campus;<br>" 550 linear feet (lf) of insulation from the South Campus; and<br>" 3,843 sf of floor tile from Crockett Elementary.<br><br>The performing party is removing the asbestos due to the age of the asbestos and the likelihood of increased traffic in the affected areas in the future. The performing party will test the materials to verify the presence of asbestos and will use proper procedures for handling and disposal of any asbestos-containing materials.<br><br>Specifically, SEP monies will pay for the labor and disposal costs associated with properly removing and disposing of asbestos-containing materials to which children may be exposed. | 57,225.00  | 57,225.00 |            |           |           |           |           |
| AQ | 33875                     | Kinder Morgan Production Company LP   | 04/03/2008 | 1.00:1    | 6,200.00   | 1,240.00  | 2,480.00  | 2,480.00  | 2,480.00  |
|    | ENVIRONMENTAL ENHANCEMENT | The Respondent shall contribute the SEP Amount to the Third-Party Recipient pursuant to the agreement between the Third-Party Recipient and the TCEQ. Specifically, the contribution will be used to place a natural plant barrier near the lake to reduce erosion and noise from four wheeled vehicles along the lake.   | 2,480.00   | 2,480.00  |            |           |           |           |           |
| AQ | 34788                     | ExxonMobil Oil Corporation  | 05/22/2008 | 1.00:1    | 40,950.00  | 8,190.00  | 16,380.00 | 16,380.00 | 16,380.00 |
|    | POLLUTION REDUCTION       | The Respondent shall contribute to the Third-Party Recipient pursuant to the agreement between the Third-Party Recipient and the TCEQ. Specifically, the contribution will be used to provide low income rural homeowners with assistance to enable the repair or replacement of their failing on-site wastewater systems. SEP monies will be used to pay for the labor and materials costs related to repairing or replacing the failing systems. The recipients will not be charged for the cost of replacing or repairing the failing systems.   | 16,380.00  | 16,380.00 |            |           |           |           |           |
| AQ | 32927                     | The Premcor Refining Group Inc.   | 12/20/2007 | 1.00:1    | 56,166.00  | 0.00      | 28,083.00 | 28,083.00 | 28,083.00 |

\* There are Multiple Respondent Names associated to this Case No.

## Appendix 10: List of SEP's & SEP Projects - FY 2008

### Single Program

|    |                      |  |            |           |            |           |            |            |            |
|----|----------------------|--|------------|-----------|------------|-----------|------------|------------|------------|
|    | POLLUTION REDUCTION  | The Respondent shall contribute to the Third-Party Recipient pursuant to the agreement between the Third-Party Recipient and the TCEQ. Specifically, the contribution will be used to conduct home energy audits and to assist low income residents in the West Port Arthur area by weatherizing their homes which will improve their homes' energy efficiency. SEP monies will be used to pay for the cost of caulking and insulating homes, replacing heating and cooling systems and major appliances with new, energy efficient equipment.<br><br>The Respondent certifies that there is no prior commitment to do this project and that it is being performed solely in an effort to settle this enforcement action.  | 28,083.00  | 28,083.00 |            |           |            |            |            |
| AQ | 30908                | Delek Refining, Ltd.   | 10/25/2007 | 1.00:1    | 288,395.00 | 57,679.00 | 115,358.00 | 115,358.00 | 115,358.00 |
|    | CLEAN UP             | The Respondent shall contribute the SEP Amount to the Third-Party Recipient pursuant to the agreement between the Third-Party Recipient and the TCEQ. Specifically, the contribution will be used to provide local residents with a means of properly disposing household hazardous wastes such as paint, thinners, pesticides, oil and gas, corrosive cleaners, and fertilizers in one day collection events. SEP monies will be used to pay for the associated labor, materials, and disposal costs. Citizens will not be charged disposal fees. The project is administered in accordance with TCEQ guidance on household hazardous waste and in compliance with federal, state, and local environmental laws and regulations. All dollars contributed will be used solely for the direct cost of the project and no portion will be spent on administrative costs.<br><br>The Respondent certifies that there is no prior commitment to do this project and that it is being performed solely in an effort to settle this enforcement action.  | 92,358.00  | 92,358.00 |            |           |            |            |            |
|    | POLLUTION PREVENTION | The Respondent shall contribute to the Third-Party Recipient pursuant to the agreement between the Third-Party Recipient and the TCEQ. Specifically, the contribution will be used to provide low income rural homeowners with assistance to enable the repair or replacement of their failing on-site wastewater systems. SEP monies will be used to pay for the labor and materials costs related to repairing or replacing the failing systems. The recipients will not be charged for the cost of replacing or repairing the failing systems<br><br>The Respondent certifies that there is no prior commitment to do this project and that it is being performed solely in an effort to settle this enforcement action.  | 23,000.00  | 23,000.00 |            |           |            |            |            |
| AQ | 35056                | Valero Refining-Texas, L.P.  | 07/03/2008 | 1.00:1    | 41,500.00  | 8,300.00  | 16,600.00  | 16,600.00  | 16,600.00  |
|    | POLLUTION REDUCTION  | The Respondent will contribute to Houston-Galveston AERCO's Clean Cities/Clean Vehicles Program in Harris County. The contribution will be used in accordance with the Supplemental Environmental Project Agreement between the Houston-Galveston AERCO and the Texas Commission on Environmental Quality. SEP monies will be used to aid local school districts and area transit agencies in reaching local match requirements mandated by the Federal Highway Administration's ("FHWA") Congestion Mitigation/Air Quality funding program. SEP monies will be disbursed to school districts and transit agencies in need of funding assistance in the Houston-Galveston non-attainment area. Those SEP monies will be used exclusively by the school districts and transit agencies as supplements to meet the local match requirements of the EPA. SEP monies will be used to pay for the cost of replacing older diesel buses with alternative fueled or clean diesel buses. The old buses will be permanently retired and only sold for scrap. The schools and transit agencies will also use the SEP monies to retrofit more buses to reduce emissions. Houston-Galveston AERCO will send the TCEQ verification in the form of paid invoices and other documentation to show that the retrofits were completed. Retrofit technologies include particulate matter traps, diesel particulate matter filters, NOx reduction catalyst technology in combination with diesel particulate filters, and other emission control technologies that are developed and approved by EPA or the California Air Resources Board. | 16,600.00  | 16,600.00 |            |           |            |            |            |
| AQ | 27800                | Lonestar Prestress Mfg., Inc.  | 11/09/2007 | 1.00:1    | 10,000.00  | 0.00      | 5,000.00   | 5,000.00   | 5,000.00   |

\* There are Multiple Respondent Names associated to this Case No.

## Appendix 10: List of SEP's & SEP Projects - FY 2008

### Single Program

|    |                      |  |            |           |           |          |           |           |           |
|----|----------------------|--|------------|-----------|-----------|----------|-----------|-----------|-----------|
|    | POLLUTION PREVENTION | Respondent shall contribute the SEP Amount to the Third-Party Recipient pursuant to the agreement between the Third-Party Recipient and the TCEQ. Specifically, the Houston-Galveston Area Emission Reduction Credit Organization (AERCO) Clean Cities/Clean Vehicles Program will perform a SEP within the airshed of Harris County pursuant to the agreement between AERCO and the TCEQ. SEP monies will be used to aid local school districts and area transit agencies for the costs of replacing older diesel buses with alternative fueled or clean fuel diesel buses or retrofitting older buses with clean fuel technology. The older "high emission" buses being retired will be sold only for scrap. AERCO will send a verification form to TCEQ in the form of paid invoices and other documentation to show that the retrofits or replacements were completed. Retrofit technologies include particulate matter traps, diesel particulate matter filters, nitrous oxide (NOx) reduction catalyst technology in combination with diesel particulate filters, and other emissions control technologies that are developed and approved by EPA or the California Air Resources Board.   | 5,000.00   | 5,000.00  |           |          |           |           |           |
| AQ | 34197                | Texas Petrochemicals LP  | 04/28/2008 | 1.00:1    | 33,250.00 | 6,650.00 | 13,300.00 | 13,300.00 | 13,300.00 |
|    | POLLUTION REDUCTION  | The Respondent will contribute to Houston-Galveston AERCO's Clean Cities/Clean Vehicles Program in Harris County. The contribution will be used in accordance with the Supplemental Environmental Project Agreement between the Houston-Galveston AERCO and the Texas Commission on Environmental Quality. SEP monies will be used to aid local school districts and area transit agencies in reaching local match requirements mandated by the Federal Highway Administration's ("FHWA") Congestion Mitigation/Air Quality funding program. SEP monies will be disbursed to school districts and transit agencies in need of funding assistance in the Houston-Galveston non-attainment area. Those SEP monies will be used exclusively by the school districts and transit agencies as supplements to meet the local match requirements of the EPA. SEP monies will be used to pay for the cost of replacing older diesel buses with alternative fueled or clean diesel buses. The old buses will be permanently retired and only sold for scrap. The schools and transit agencies will also use the SEP monies to retrofit more buses to reduce emissions. Houston-Galveston AERCO will send the TCEQ verification in the form of paid invoices and other documentation to show that the retrofits were completed. Retrofit technologies include particulate matter traps, diesel particulate matter filters, NOx reduction catalyst technology in combination with diesel particulate filters, and other emission control technologies that are developed and approved by EPA or the California Air Resources Board. | 13,300.00  | 13,300.00 |           |          |           |           |           |
| AQ | 32600                | PD Glycol LP   | 11/19/2007 | 1.00:1    | 30,412.00 | 0.00     | 15,206.00 | 15,206.00 | 15,206.00 |
|    | POLLUTION REDUCTION  | The Respondent shall contribute to the Third-Party Recipient pursuant to the agreement between the Third-Party Recipient and the TCEQ. Specifically, the contribution will be used to conduct home energy audits and to assist low income residents in the West Port Arthur area by weatherizing their homes which will improve their homes' energy efficiency. SEP monies will be used to pay for the cost of caulking and insulating homes, replacing heating and cooling systems and major appliances with new, energy efficient equipment  | 15,206.00  | 15,206.00 |           |          |           |           |           |
| AQ | 24286                | Solutia Inc.   | 11/19/2007 | 1.00:1    | 95,490.00 | 0.00     | 47,745.00 | 47,745.00 | 47,745.00 |
|    | POLLUTION REDUCTION  | The contribution will be used in accordance with the Supplemental Environmental Project Agreement between the Houston-Galveston AERCO and the Texas Commission on Environmental Quality. SEP monies will be used to aid local school districts and area transit agencies in reaching local match requirements mandated by the Federal Highway Administration's ("FHWA") Congestion Mitigation/Air Quality funding program. SEP monies will be disbursed to school districts and transit agencies in need of funding assistance in the Houston-Galveston non-attainment area. Those SEP monies will be used by the school districts and transit agencies as supplements to meet the local match requirements of the EPA. SEP monies will be used to pay for the cost of replacing older diesel buses with alternative fueled or clean diesel buses. The old buses will be permanently retired and only sold for scrap.  | 47,745.00  | 47,745.00 |           |          |           |           |           |
| AQ | 34827                | Equistar Chemicals, LP   | 07/03/2008 | 1.00:1    | 20,431.00 | 4,086.00 | 8,173.00  | 8,172.00  | 8,172.00  |

\* There are Multiple Respondent Names associated to this Case No.

## Appendix 10: List of SEP's & SEP Projects - FY 2008

### Single Program

|                      |       |                                      |  |        |           |          |           |           |           |
|----------------------|-------|--------------------------------------|--|--------|-----------|----------|-----------|-----------|-----------|
| POLLUTION PREVENTION |       |                                      | The Respondent will contribute to Harris County Public Health and Environmental Services-Pollution Control Division's FTIR Project. This project includes the lease/contracting for services of air monitoring equipment, FTIR and other associated monitoring equipment, site preparation (including power and a shelter for the monitoring equipment), installation, operation and maintenance for a minimum of a two year period. Data validation management and reporting, and site closure and restoration will also be performed as a part of this project using methods approved by the TCEQ. The FTIR will analyze volatile organic compounds in ambient air. Harris County, in cooperation with the TCEQ, will establish Internet connectivity and automated data ingestion into the TCEQ LEADS system. SEP monies will fund the lease/contract for services of the FTIR and related equipment, site creation, preparation and installation of the FTIR, and the operation and maintenance of the FTIR site for a minimum of two years. SEP monies will also be used to pay for any equipment, software, and programming associated with establishing Internet connectivity and automated data ingestion.   |        |           |          |           | 8,172.00  | 8,172.00  |
| AQ                   | 31639 | HOUSTON REFINING, L.P.               | 12/20/2007   | 1.00:1 | 49,800.00 | 0.00     | 24,900.00 | 24,900.00 | 24,900.00 |
| POLLUTION PREVENTION |       |                                      | Respondent shall contribute the SEP Amount to the Third-Party Recipient pursuant to the agreement between the Third-Party Recipient and the TCEQ. Specifically, the Houston-Galveston Area Emission Reduction Credit Organization (AERCO) Clean Cities/Clean Vehicles Program will perform a SEP in Harris County pursuant to the agreement between AERCO and the TCEQ. SEP monies will be used to aid local school districts and area transit agencies in reaching local match requirements mandated by the Federal Highway Administration's ("FHWA") Congestion Mitigation/Air Quality funding program. SEP funds will be disbursed to school districts and transit agencies in need of funding assistance in the Houston-Galveston non-attainment area. SEP funds will be used for the costs of replacing older diesel buses with alternative fueled or clean fuel diesel buses. The older "high emission" buses will be permanently retired and sold only for scrap. AERCO will send a verification form to TCEQ in the form of paid invoices and other documentation to show that the retrofits were completed. Retrofit technologies include particulate matter traps, diesel particulate matter filters, NOx reduction catalyst technology in combination with diesel particulate filters, and other emissions control technologies that are developed and approved by EPA or the California Air Resources Board. |        |           |          |           | 24,900.00 | 24,900.00 |
| AQ                   | 34677 | ExxonMobil Oil Corporation           | 06/05/2008   | 1.00:1 | 31,375.00 | 6,275.00 | 12,550.00 | 12,550.00 | 12,550.00 |
| POLLUTION REDUCTION  |       |                                      | The Respondent shall contribute to the Third-Party Recipient pursuant to the agreement between the Third-Party Recipient and the TCEQ. Specifically, the contribution will be used to provide low income rural homeowners with assistance to enable the repair or replacement of their failing on-site wastewater systems. SEP monies will be used to pay for the labor and materials costs related to repairing or replacing the failing systems. The recipients will not be charged for the cost of replacing or repairing the failing systems.  |        |           |          |           | 12,550.00 | 12,550.00 |
| AQ                   | 34527 | CHEVRON PHILLIPS CHEMICAL COMPANY LP | 02/25/2008   | 1.00:1 | 10,229.00 | 2,045.00 | 4,092.00  | 4,092.00  | 4,092.00  |

\* There are Multiple Respondent Names associated to this Case No.

## Appendix 10: List of SEP's & SEP Projects - FY 2008

### Single Program

|    |                           |  |            |        |           |          |           |           |           |
|----|---------------------------|--|------------|--------|-----------|----------|-----------|-----------|-----------|
|    | POLLUTION REDUCTION       | The Respondent will contribute to Houston-Galveston AERCO's Clean Cities/Clean Vehicles Program in Brazoria County. The contribution will be used in accordance with the Supplemental Environmental Project Agreement between the Houston-Galveston AERCO and the Texas Commission on Environmental Quality. SEP monies will be used to aid local school districts and area transit agencies in reaching local match requirements mandated by the Federal Highway Administration's ("FHWA") Congestion Mitigation/Air Quality funding program. SEP monies will be disbursed to school districts and transit agencies in need of funding assistance in the Houston-Galveston non-attainment area. Those SEP monies will be used exclusively by the school districts and transit agencies as supplements to meet the local match requirements of the EPA. SEP monies will be used to pay for the cost of replacing older diesel buses with alternative fueled or clean diesel buses. The old buses will be permanently retired and only sold for scrap. The schools and transit agencies will also use the SEP monies to retrofit more buses to reduce emissions. Houston-Galveston AERCO will send the TCEQ verification in the form of paid invoices and other documentation to show that the retrofits were completed. Retrofit technologies include particulate matter traps, diesel particulate matter filters, NOx reduction catalyst technology in combination with diesel particulate filters, and other emission control technologies that are developed and approved by EPA or the California Air Resources Board. |            |        |           |          | 4,092.00  | 4,092.00  |           |
| AQ | 35129                     | Eastman Chemical Company   | 07/21/2008 | 1.00:1 | 13,050.00 | 2,610.00 | 5,220.00  | 5,220.00  | 5,220.00  |
|    | POLLUTION PREVENTION      | The Respondent shall contribute to the Third-Party Recipient pursuant to the agreement between the Third-Party Recipient and the TCEQ. Specifically, the contribution will be used to provide low income rural homeowners with assistance to enable the repair or replacement of their failing on-site wastewater systems. SEP monies will be used to pay for the labor and materials costs related to repairing or replacing the failing systems. The recipients will not be charged for the cost of replacing or repairing the failing systems.  |            |        |           |          | 5,220.00  | 5,220.00  |           |
| AQ | 33495                     | Formosa Plastics Corporation, Texas  | 02/08/2008 | 1.00:1 | 20,000.00 | 0.00     | 10,000.00 | 10,000.00 | 10,000.00 |
|    | POLLUTION PREVENTION      | The City of Point Comfort will use SEP funds to assist in rehabilitation of the wastewater treatment system as follows:<br><br>" Replacement of the main sanitary sewer lift station (excluding the cost of installation of new high level alarms) to prevent sewage overflows or backups of sewage into residences;<br>" Replacement of the final effluent outfall line at the wastewater treatment facility site;<br>" Simultaneous deconstruction of portions of the former site to alleviate stormwater inflow into the chlorine contact chamber at the treatment facility; and<br>" Engineering design and oversight.<br><br>SEP funds will be used to pay contractors for direct costs associated with performance of the project and no portion will be spent on administrative costs.  |            |        |           |          | 10,000.00 | 10,000.00 |           |
| AQ | 34610                     | Valero Refining-Texas, L.P.  | 04/03/2008 | 1.00:1 | 34,125.00 | 0.00     | 17,063.00 | 17,062.00 | 17,062.00 |
|    | ENVIRONMENTAL ENHANCEMENT | The Respondent shall contribute to the Third-Party Recipient pursuant to the agreement between the Third-Party Recipient and the TCEQ. Specifically, the contribution will be used to develop adapted native seed sources and techniques for the establishment of native plant species. SEP monies will be used for evaluating selected native grass and forb species, increasing seed production, maintaining fields and harvesting and testing seed from multiple locations.   |            |        |           |          | 8,531.00  | 8,531.00  |           |

\* There are Multiple Respondent Names associated to this Case No.

## Appendix 10: List of SEP's & SEP Projects - FY 2008

### Single Program

|    |                     |  |            |           |           |        |           |           |           |
|----|---------------------|--|------------|-----------|-----------|--------|-----------|-----------|-----------|
|    | POLLUTION REDUCTION | The Respondent shall contribute to the Third-Party Recipient pursuant to the agreement between the Third-Party Recipient and the TCEQ. Specifically, the contribution will be used to implement the AutoCheck program. AutoCheck is a remote sensing system that detects polluting vehicles as they drive past the system. Motorists are informed if their vehicles are polluting via a large electronic sign. Once a vehicle is identified, qualified service stations perform repairs on these vehicles. Pre and post emissions tests are performed and tracked, and the service stations are reimbursed for their expenses. The monies shall be used to only pay for the repair vouchers, equipment maintenance, and a program operator. The operator shall only work on the AutoCheck program.   | 8,531.00   | 8,531.00  |           |        |           |           |           |
| AQ | 33470               | KM Liquids Terminals, L. P.  | 01/12/2008 | 1.00:1    | 10,000.00 | 0.00   | 5,000.00  | 5,000.00  | 5,000.00  |
|    | POLLUTION REDUCTION | The Respondent will contribute to Houston-Galveston AERCO's Clean Cities/Clean Vehicles Program in Harris County. The contribution will be used in accordance with the Supplemental Environmental Project Agreement between the Houston-Galveston AERCO and the Texas Commission on Environmental Quality. SEP monies will be used to aid local school districts and area transit agencies in reaching local match requirements mandated by the Federal Highway Administration's ("FHWA") Congestion Mitigation/Air Quality funding program. SEP monies will be disbursed to school districts and transit agencies in need of funding assistance in the Houston-Galveston non-attainment area. Those SEP monies will be used exclusively by the school districts and transit agencies as supplements to meet the local match requirements of the EPA. SEP monies will be used to pay for the cost of replacing older diesel buses with alternative fueled or clean diesel buses. The old buses will be permanently retired and only sold for scrap. The schools and transit agencies will also use the SEP monies to retrofit more buses to reduce emissions. Houston-Galveston AERCO will send the TCEQ verification in the form of paid invoices and other documentation to show that the retrofits were completed. Retrofit technologies include particulate matter traps, diesel particulate matter filters, NOx reduction catalyst technology in combination with diesel particulate filters, and other emission control technologies that are developed and approved by EPA or the California Air Resources Board. | 5,000.00   | 5,000.00  |           |        |           |           |           |
| AQ | 32871               | Huntsman Petrochemical Corporation   | 11/09/2007 | 1.00:1    | 36,300.00 | 0.00   | 18,150.00 | 18,150.00 | 18,150.00 |
|    | POLLUTION REDUCTION | The Respondent will contribute to Houston-Galveston AERCO's Clean Cities/Clean Vehicles Program in Harris County. The contribution will be used in accordance with the Supplemental Environmental Project Agreement between the Houston-Galveston AERCO and the Texas Commission on Environmental Quality. SEP monies will be used to aid local school districts and area transit agencies in reaching local match requirements mandated by the Federal Highway Administration's ("FHWA") Congestion Mitigation/Air Quality funding program. SEP monies will be disbursed to school districts and transit agencies in need of funding assistance in the Houston-Galveston non-attainment area. Those SEP monies will be used exclusively by the school districts and transit agencies as supplements to meet the local match requirements of the EPA. SEP monies will be used to pay for the cost of replacing older diesel buses with alternative fueled or clean diesel buses. The old buses will be permanently retired and only sold for scrap. The schools and transit agencies will also use the SEP monies to retrofit more buses to reduce emissions. Houston-Galveston AERCO will send the TCEQ verification in the form of paid invoices and other documentation to show that the retrofits were completed. Retrofit technologies include particulate matter traps, diesel particulate matter filters, NOx reduction catalyst technology in combination with diesel particulate filters, and other emission control technologies that are developed and approved by EPA or the California Air Resources Board. | 18,150.00  | 18,150.00 |           |        |           |           |           |
| AQ | 35333               | ISP Technologies Inc.  | 08/29/2008 | 1.00:1    | 3,562.00  | 712.00 | 1,425.00  | 1,425.00  | 1,425.00  |

\* There are Multiple Respondent Names associated to this Case No.

## Appendix 10: List of SEP's & SEP Projects - FY 2008

### Single Program

|    |                     |   |            |        |            |          |            |            |            |
|----|---------------------|---|------------|--------|------------|----------|------------|------------|------------|
|    | POLLUTION REDUCTION | The Respondent will contribute to Houston-Galveston AERCO's Clean Cities/Clean Vehicles Program in Galveston County. The contribution will be used in accordance with the Supplemental Environmental Project Agreement between the Houston-Galveston AERCO and the Texas Commission on Environmental Quality. SEP monies will be used to aid local school districts and area transit agencies in reaching local match requirements mandated by the Federal Highway Administration's ("FHWA") Congestion Mitigation/Air Quality funding program. SEP monies will be disbursed to school districts and transit agencies in need of funding assistance in the Houston-Galveston non-attainment area. Those SEP monies will be used exclusively by the school districts and transit agencies as supplements to meet the local match requirements of the EPA. SEP monies will be used to pay for the cost of replacing older diesel buses with alternative fueled or clean diesel buses. The old buses will be permanently retired and only sold for scrap. The schools and transit agencies will also use the SEP monies to retrofit more buses to reduce emissions. Houston-Galveston AERCO will send the TCEQ verification in the form of paid invoices and other documentation to show that the retrofits were completed. Retrofit technologies include particulate matter traps, diesel particulate matter filters, NOx reduction catalyst technology in combination with diesel particulate filters, and other emission control technologies that are developed and approved by EPA or the California Air Resources Board. |            |        |            |          | 1,425.00   | 1,425.00   |            |
| AQ | 34529               | Exxon Mobil Corporation   | 02/25/2008 | 1.00:1 | 10,000.00  | 0.00     | 5,000.00   | 5,000.00   | 5,000.00   |
|    | POLLUTION REDUCTION | The Respondent will contribute to Houston-Galveston AERCO's Clean Cities/Clean Vehicles Program in Harris County. The contribution will be used in accordance with the Supplemental Environmental Project Agreement between the Houston-Galveston AERCO and the Texas Commission on Environmental Quality. SEP monies will be used to aid local school districts and area transit agencies in reaching local match requirements mandated by the Federal Highway Administration's ("FHWA") Congestion Mitigation/Air Quality funding program. SEP monies will be disbursed to school districts and transit agencies in need of funding assistance in the Houston-Galveston non-attainment area. Those SEP monies will be used exclusively by the school districts and transit agencies as supplements to meet the local match requirements of the EPA. SEP monies will be used to pay for the cost of replacing older diesel buses with alternative fueled or clean diesel buses. The old buses will be permanently retired and only sold for scrap. The schools and transit agencies will also use the SEP monies to retrofit more buses to reduce emissions. Houston-Galveston AERCO will send the TCEQ verification in the form of paid invoices and other documentation to show that the retrofits were completed. Retrofit technologies include particulate matter traps, diesel particulate matter filters, NOx reduction catalyst technology in combination with diesel particulate filters, and other emission control technologies that are developed and approved by EPA or the California Air Resources Board.    |            |        |            |          | 5,000.00   | 5,000.00   |            |
| AQ | 31785               | Lide Industries, Inc.   | 05/22/2008 | 1.00:1 | 306,570.00 | 0.00     | 153,285.00 | 153,285.00 | 153,285.00 |
|    | POLLUTION REDUCTION | Project will use funds to aid local school districts, area transit agencies, and local governments in need of funding assistance to pay for the cost of the following activities to reduce emissions: 1) replacing older diesel buses with alternative fueled or clean diesel buses; or 2) retrofitting older diesel buses with new cleaner technology. RC&D shall disburse funds to school districts, area transit agencies, or local governments on a needs-rated basis, using non-attainment area status, condition of buses, or economic status of recipient as possible rating factors if competition for funds exists.  |            |        |            |          | 153,285.00 | 153,285.00 |            |
| AQ | 35167               | Trunkline Gas Company, LLC  | 07/21/2008 | 1.00:1 | 13,800.00  | 2,760.00 | 5,520.00   | 5,520.00   | 5,520.00   |

\* There are Multiple Respondent Names associated to this Case No.



## Appendix 10: List of SEP's & SEP Projects - FY 2008

### Single Program

|                      |       |  |            |        |           |           |           |           |           |
|----------------------|-------|--|------------|--------|-----------|-----------|-----------|-----------|-----------|
| POLLUTION PREVENTION |       | The Respondent will contribute to Houston-Galveston AERCO's Clean Cities/Clean Vehicles Program in Harris County. The contribution will be used in accordance with the Supplemental Environmental Project Agreement between the Houston-Galveston AERCO and the Texas Commission on Environmental Quality. SEP monies will be used to aid local school districts and area transit agencies in reaching local match requirements mandated by the Federal Highway Administration's ("FHWA") Congestion Mitigation/Air Quality funding program. SEP monies will be disbursed to school districts and transit agencies in need of funding assistance in the Houston-Galveston non-attainment area. Those SEP monies will be used exclusively by the school districts and transit agencies as supplements to meet the local match requirements of the EPA. SEP monies will be used to pay for the cost of replacing older diesel buses with alternative fueled or clean diesel buses. The old buses will be permanently retired and only sold for scrap. The schools and transit agencies will also use the SEP monies to retrofit more buses to reduce emissions. Houston-Galveston AERCO will send the TCEQ verification in the form of paid invoices and other documentation to show that the retrofits were completed. Retrofit technologies include particulate matter traps, diesel particulate matter filters, NOx reduction catalyst technology in combination with diesel particulate filters, and other emission control technologies that are developed and approved by EPA or the California Air Resources Board. |            |        |           |           | 5,520.00  | 5,520.00  |           |
| AQ                   | 33533 | Texmark Chemicals, Inc.  | 02/18/2008 | 1.00:1 | 75,692.00 | 15,138.00 | 30,277.00 | 30,277.00 | 30,277.00 |
| POLLUTION REDUCTION  |       | The Respondent will contribute to Houston-Galveston AERCO's Clean Cities/Clean Vehicles Program in Harris County. The contribution will be used in accordance with the Supplemental Environmental Project Agreement between the Houston-Galveston AERCO and the Texas Commission on Environmental Quality. SEP monies will be used to aid local school districts and area transit agencies in reaching local match requirements mandated by the Federal Highway Administration's ("FHWA") Congestion Mitigation/Air Quality funding program. SEP monies will be disbursed to school districts and transit agencies in need of funding assistance in the Houston-Galveston non-attainment area. Those SEP monies will be used exclusively by the school districts and transit agencies as supplements to meet the local match requirements of the EPA. SEP monies will be used to pay for the cost of replacing older diesel buses with alternative fueled or clean diesel buses. The old buses will be permanently retired and only sold for scrap. The schools and transit agencies will also use the SEP monies to retrofit more buses to reduce emissions. Houston-Galveston AERCO will send the TCEQ verification in the form of paid invoices and other documentation to show that the retrofits were completed. Retrofit technologies include particulate matter traps, diesel particulate matter filters, NOx reduction catalyst technology in combination with diesel particulate filters, and other emission control technologies that are developed and approved by EPA or the California Air Resources Board. |            |        |           |           | 30,277.00 | 30,277.00 |           |
| AQ                   | 33225 | Valero Refining-Texas, L.P.  | 11/09/2007 | 1.00:1 | 46,150.00 | 0.00      | 23,075.00 | 23,075.00 | 23,075.00 |

\* There are Multiple Respondent Names associated to this Case No.

## Appendix 10: List of SEP's & SEP Projects - FY 2008

### Single Program

|    |                     |  |            |           |            |           |           |           |           |
|----|---------------------|--|------------|-----------|------------|-----------|-----------|-----------|-----------|
|    | POLLUTION REDUCTION | The Respondent will contribute to Houston-Galveston AERCO's Clean Cities/Clean Vehicles Program in Harris County. The contribution will be used in accordance with the Supplemental Environmental Project Agreement between the Houston-Galveston AERCO and the Texas Commission on Environmental Quality. SEP monies will be used to aid local school districts and area transit agencies in reaching local match requirements mandated by the Federal Highway Administration's ("FHWA") Congestion Mitigation/Air Quality funding program. SEP monies will be disbursed to school districts and transit agencies in need of funding assistance in the Houston-Galveston non-attainment area. Those SEP monies will be used exclusively by the school districts and transit agencies as supplements to meet the local match requirements of the EPA. SEP monies will be used to pay for the cost of replacing older diesel buses with alternative fueled or clean diesel buses. The old buses will be permanently retired and only sold for scrap. The schools and transit agencies will also use the SEP monies to retrofit more buses to reduce emissions. Houston-Galveston AERCO will send the TCEQ verification in the form of paid invoices and other documentation to show that the retrofits were completed. Retrofit technologies include particulate matter traps, diesel particulate matter filters, NOx reduction catalyst technology in combination with diesel particulate filters, and other emission control technologies that are developed and approved by EPA or the California Air Resources Board. | 23,075.00  | 23,075.00 |            |           |           |           |           |
| AQ | 35207               | DCP Midstream, LP  | 07/21/2008 | 1.00:1    | 120,400.00 | 24,080.00 | 48,160.00 | 48,160.00 | 48,160.00 |
|    | CLEAN UP            | The Respondent shall contribute the SEP Amount to the Third-Party Recipient pursuant to the agreement between the Third-Party Recipient and the TCEQ. Specifically, the contribution will be used to provide local residents with a means of properly disposing household hazardous wastes such as paint, thinners, pesticides, oil and gas, corrosive cleaners, and fertilizers in one day collection events. SEP monies will be used to pay for the associated labor, materials, and disposal costs. Citizens will not be charged disposal fees. The project is administered in accordance with TCEQ guidance on household hazardous waste and in compliance with federal, state, and local environmental laws and regulations. All dollars contributed will be used solely for the direct cost of the project and no portion will be spent on administrative costs.   | 48,160.00  | 48,160.00 |            |           |           |           |           |
| AQ | 33507               | ExxonMobil Oil Corporation   | 01/28/2008 | 1.00:1    | 5,375.00   | 1,075.00  | 2,150.00  | 2,150.00  | 2,150.00  |
|    | POLLUTION REDUCTION | The Respondent shall contribute to the Third-Party Recipient pursuant to the agreement between the Third-Party Recipient and the TCEQ. Specifically, the contribution will be used to aid local school districts, area transit agencies, and local governments in need of funding assistance to pay for the cost of the following activities to reduce emissions: 1) replacing older diesel buses with alternative fuelled or clean diesel buses; or 2) retrofitting older diesel buses with new, cleaner technology. The funds will be disbursed on a needs-rated basis, using non-attainment area status, condition of buses, and economic status of the recipient as possible rating factors if competition for the funds exists. To maximize funds, retrofitting will take priority over replacement of buses. Older buses deemed not suitable for retrofitting will be permanently retired and sold only for scrap.<br><br>Acceptable retrofit technologies include particulate matter traps, diesel particulate matter filters, nitrogen oxides (NOx) reduction catalyst technology in combination with diesel particulate filters, and other emission control technologies that are developed and approved by the United States Environmental Protection Agency ("EPA") or the California Air Resources Board.<br><br>The Respondent certifies that there is no prior commitment to do this project and that it is being performed solely in an effort to settle this enforcement action.   | 2,150.00   | 2,150.00  |            |           |           |           |           |
| AQ | 33152               | The Dow Chemical Company   | 04/03/2008 | 1.00:1    | 34,670.00  | 6,934.00  | 13,868.00 | 13,868.00 | 13,868.00 |

\* There are Multiple Respondent Names associated to this Case No.

## Appendix 10: List of SEP's & SEP Projects - FY 2008

### Single Program

|    |                      |  |            |           |           |           |           |           |           |
|----|----------------------|--|------------|-----------|-----------|-----------|-----------|-----------|-----------|
|    | POLLUTION REDUCTION  | The Respondent will contribute to Houston-Galveston AERCO's Clean Cities/Clean Vehicles Program in Brazoria County. The contribution will be used in accordance with the Supplemental Environmental Project Agreement between the Houston-Galveston AERCO and the Texas Commission on Environmental Quality. SEP monies will be used to aid local school districts and area transit agencies in reaching local match requirements mandated by the Federal Highway Administration's ("FHWA") Congestion Mitigation/Air Quality funding program. SEP monies will be disbursed to school districts and transit agencies in need of funding assistance in the Houston-Galveston non-attainment area. Those SEP monies will be used exclusively by the school districts and transit agencies as supplements to meet the local match requirements of the EPA. SEP monies will be used to pay for the cost of replacing older diesel buses with alternative fueled or clean diesel buses. The old buses will be permanently retired and only sold for scrap. The schools and transit agencies will also use the SEP monies to retrofit more buses to reduce emissions. Houston-Galveston AERCO will send the TCEQ verification in the form of paid invoices and other documentation to show that the retrofits were completed. Retrofit technologies include particulate matter traps, diesel particulate matter filters, NOx reduction catalyst technology in combination with diesel particulate filters, and other emission control technologies that are developed and approved by EPA or the California Air Resources Board. | 13,868.00  | 13,868.00 |           |           |           |           |           |
| AQ | 32648                | Formosa Plastics Corporation, Texas  | 02/25/2008 | 1.00:1    | 6,422.00  | 0.00      | 3,211.00  | 3,211.00  | 3,211.00  |
|    | POLLUTION PREVENTION | The City of Point Comfort will use SEP funds to assist in rehabilitation of the wastewater treatment system as follows:<br><br>" Replacement of the main sanitary sewer lift station (excluding the cost of installation of new high level alarms) to prevent sewage overflows or backups of sewage into residences;<br>" Replacement of the final effluent outfall line at the wastewater treatment facility site;<br>" Simultaneous deconstruction of portions of the former site to alleviate stormwater inflow into the chlorine contact chamber at the treatment facility; and<br>" Engineering design and oversight.<br><br>SEP funds will be used to pay contractors for direct costs associated with performance of the project and no portion will be spent on administrative costs.  | 3,211.00   | 3,211.00  |           |           |           |           |           |
| AQ | 34577                | Rohm and Haas Texas Incorporated   | 05/22/2008 | 1.00:1    | 85,500.00 | 17,100.00 | 34,200.00 | 34,200.00 | 34,200.00 |
|    | POLLUTION REDUCTION  | The Respondent will contribute to Houston-Galveston AERCO's Clean Cities/Clean Vehicles Program in Harris County. The contribution will be used in accordance with the Supplemental Environmental Project Agreement between the Houston-Galveston AERCO and the Texas Commission on Environmental Quality. SEP monies will be used to aid local school districts and area transit agencies in reaching local match requirements mandated by the Federal Highway Administration's ("FHWA") Congestion Mitigation/Air Quality funding program. SEP monies will be disbursed to school districts and transit agencies in need of funding assistance in the Houston-Galveston non-attainment area. Those SEP monies will be used exclusively by the school districts and transit agencies as supplements to meet the local match requirements of the EPA. SEP monies will be used to pay for the cost of replacing older diesel buses with alternative fueled or clean diesel buses. The old buses will be permanently retired and only sold for scrap. The schools and transit agencies will also use the SEP monies to retrofit more buses to reduce emissions. Houston-Galveston AERCO will send the TCEQ verification in the form of paid invoices and other documentation to show that the retrofits were completed. Retrofit technologies include particulate matter traps, diesel particulate matter filters, NOx reduction catalyst technology in combination with diesel particulate filters, and other emission control technologies that are developed and approved by EPA or the California Air Resources Board.   | 34,200.00  | 34,200.00 |           |           |           |           |           |
| AQ | 33902                | CHEVRON PHILLIPS CHEMICAL COMPANY LP   | 03/08/2008 | 1.00:1    | 44,361.00 | 8,872.00  | 17,745.00 | 17,744.00 | 17,744.00 |

\* There are Multiple Respondent Names associated to this Case No.

## Appendix 10: List of SEP's & SEP Projects - FY 2008

### Single Program

|    |                     |  |            |           |           |          |           |           |           |
|----|---------------------|--|------------|-----------|-----------|----------|-----------|-----------|-----------|
|    | CLEAN UP            | The Respondent shall contribute to the Third-Party Recipient pursuant to the agreement between the Third-Party Recipient and the TCEQ. Specifically, the contribution will be used to coordinate with city and/or county governmental officials regarding the clean up of sites where trash has been disposed of illegally. Eligible sites will be limited to those where a responsible party can not be identified and where there is no pre-existing obligation to clean up the site by the owner or the government. Additionally, reasonable efforts must have already been taken to prevent the dumping. SEP monies will be used to pay for the direct cost of collection and disposal of debris. All dollars contributed will be used solely for the direct cost of the project and no portion will be spent on administrative costs. The SEP will be done in accordance with all federal, state and local environmental laws and regulations.  | 17,744.00  | 17,744.00 |           |          |           |           |           |
| AQ | 33439               | HOUSTON REFINING, L.P.   | 10/04/2007 | 1.00:1    | 20,453.00 | 0.00     | 10,227.00 | 10,226.00 | 10,226.00 |
|    | POLLUTION REDUCTION | The Respondent will contribute to Houston-Galveston AERCO's Clean Cities/Clean Vehicles Program in Harris County. The contribution will be used in accordance with the Supplemental Environmental Project Agreement between the Houston-Galveston AERCO and the Texas Commission on Environmental Quality. SEP monies will be used to aid local school districts and area transit agencies in reaching local match requirements mandated by the Federal Highway Administration's ("FHWA") Congestion Mitigation/Air Quality funding program. SEP monies will be disbursed to school districts and transit agencies in need of funding assistance in the Houston-Galveston non-attainment area. Those SEP monies will be used exclusively by the school districts and transit agencies as supplements to meet the local match requirements of the EPA. SEP monies will be used to pay for the cost of replacing older diesel buses with alternative fueled or clean diesel buses. The old buses will be permanently retired and only sold for scrap. The schools and transit agencies will also use the SEP monies to retrofit more buses to reduce emissions. Houston-Galveston AERCO will send the TCEQ verification in the form of paid invoices and other documentation to show that the retrofits were completed. Retrofit technologies include particulate matter traps, diesel particulate matter filters, NOx reduction catalyst technology in combination with diesel particulate filters, and other emission control technologies that are developed and approved by EPA or the California Air Resources Board. | 10,226.00  | 10,226.00 |           |          |           |           |           |
| AQ | 34152               | Diamond Shamrock Refining Company, L.P.  | 03/08/2008 | 1.00:1    | 13,884.00 | 2,776.00 | 5,554.00  | 5,554.00  | 5,554.00  |
|    | CLEAN UP            | Specifically, the contribution will be used to coordinate with city and/or county governmental officials regarding the clean up of sites where trash has been disposed of illegally. Eligible sites will be limited to those where a responsible party can not be identified and where there is no pre-existing obligation to clean up the site by the owner or the government. Additionally, reasonable efforts must have already been taken to prevent the dumping. SEP monies will be used to pay for the direct cost of collection and disposal of debris. All dollars contributed will be used solely for the direct cost of the project and no portion will be spent on administrative costs. The SEP will be done in accordance with all federal, state and local environmental laws and regulations.   | 5,554.00   | 5,554.00  |           |          |           |           |           |
| AQ | 32850               | CHEVRON PHILLIPS CHEMICAL COMPANY LP   | 01/12/2008 | 1.00:1    | 60,283.00 | 0.00     | 30,142.00 | 30,141.00 | 30,141.00 |

\* There are Multiple Respondent Names associated to this Case No.

## Appendix 10: List of SEP's & SEP Projects - FY 2008

### Single Program

|  |       |                           |            |        |           |          |           |           |           |
|--|-------|---------------------------|------------|--------|-----------|----------|-----------|-----------|-----------|
| POLLUTION REDUCTION  |       |                           |            |        |           |          |           |           |           |
| The Respondent will contribute to Houston-Galveston AERCO's Clean Cities/Clean Vehicles Program in Harris County. The contribution will be used in accordance with the Supplemental Environmental Project Agreement between the Houston-Galveston AERCO and the Texas Commission on Environmental Quality. SEP monies will be used to aid local school districts and area transit agencies in reaching local match requirements mandated by the Federal Highway Administration's ("FHWA") Congestion Mitigation/Air Quality funding program. SEP monies will be disbursed to school districts and transit agencies in need of funding assistance in the Houston-Galveston non-attainment area. Those SEP monies will be used exclusively by the school districts and transit agencies as supplements to meet the local match requirements of the EPA. SEP monies will be used to pay for the cost of replacing older diesel buses with alternative fueled or clean diesel buses. The old buses will be permanently retired and only sold for scrap. The schools and transit agencies will also use the SEP monies to retrofit more buses to reduce emissions. Houston-Galveston AERCO will send the TCEQ verification in the form of paid invoices and other documentation to show that the retrofits were completed. Retrofit technologies include particulate matter traps, diesel particulate matter filters, NOx reduction catalyst technology in combination with diesel particulate filters, and other emission control technologies that are developed and approved by EPA or the California Air Resources Board. |       |                           |            |        |           |          |           |           |           |
|  |       |                           |            |        |           |          | 30,141.00 | 30,141.00 |           |
| AQ   | 16524 | BP Amoco Chemical Company | 11/19/2007 | 1.00:1 | 57,200.00 | 0.00     | 28,600.00 | 28,600.00 | 28,600.00 |
| POLLUTION PREVENTION   |       |                           |            |        |           |          |           |           |           |
| Respondent shall contribute the SEP Amount to the Third-Party Recipient pursuant to the agreement between the Third-Party Recipient and the TCEQ. Specifically, the Houston-Galveston Area Emission Reduction Credit Organization (AERCO) Clean Cities/Clean Vehicles Program will perform a SEP in Brazoria County pursuant to the agreement between AERCO and the TCEQ. SEP monies will be used to aid local school districts and area transit agencies in reaching local match requirements mandated by the Federal Highway Administration's ("FHWA") Congestion Mitigation/Air Quality funding program. SEP funds will be disbursed to school districts and transit agencies in need of funding assistance in the Houston-Galveston non-attainment area. SEP funds will be used for the costs of replacing older diesel buses with alternative fueled or clean fuel diesel buses. The older "high emission" buses will be permanently retired and sold only for scrap. AERCO will send a verification form to TCEQ in the form of paid invoices and other documentation to show that the retrofits were completed. Retrofit technologies include particulate matter traps, diesel particulate matter filters, NOx reduction catalyst technology in combination with diesel particulate filters, and other emissions control technologies that are developed and approved by EPA or the California Air Resources Board.   |       |                           |            |        |           |          |           |           |           |
|  |       |                           |            |        |           |          | 28,600.00 | 28,600.00 |           |
| AQ   | 34650 | Double "B" Foods, Inc.    | 04/14/2008 | 1.00:1 | 16,050.00 | 0.00     | 8,025.00  | 8,025.00  | 8,025.00  |
| CLEAN UP   |       |                           |            |        |           |          |           |           |           |
| The Respondent shall contribute to the Third-Party Recipient pursuant to the agreement between the Third-Party Recipient and the TCEQ. Specifically, the contribution will be used to coordinate with city and/or county governmental officials regarding the clean up of sites where trash has been disposed of illegally. Eligible sites will be limited to those where a responsible party can not be identified and where there is no pre-existing obligation to clean up the site by the owner or the government. Additionally, reasonable efforts must have already been taken to prevent the dumping. SEP monies will be used to pay for the direct cost of collection and disposal of debris. All dollars contributed will be used solely for the direct cost of the project and no portion will be spent on administrative costs. The SEP will be done in accordance with all federal, state and local environmental laws and regulations.  |       |                           |            |        |           |          |           |           |           |
|  |       |                           |            |        |           |          | 8,025.00  | 8,025.00  |           |
| AQ   | 34761 | Texas Petrochemicals LP   | 04/03/2008 | 1.00:1 | 13,566.00 | 2,713.00 | 5,427.00  | 5,426.00  | 5,426.00  |

\* There are Multiple Respondent Names associated to this Case No.

## Appendix 10: List of SEP's & SEP Projects - FY 2008

### Single Program

|                     |       |  |            |        |            |           |           |           |           |
|---------------------|-------|--|------------|--------|------------|-----------|-----------|-----------|-----------|
| POLLUTION REDUCTION |       | The Respondent will contribute to Houston-Galveston AERCO's Clean Cities/Clean Vehicles Program in Harris County. The contribution will be used in accordance with the Supplemental Environmental Project Agreement between the Houston-Galveston AERCO and the Texas Commission on Environmental Quality. SEP monies will be used to aid local school districts and area transit agencies in reaching local match requirements mandated by the Federal Highway Administration's ("FHWA") Congestion Mitigation/Air Quality funding program. SEP monies will be disbursed to school districts and transit agencies in need of funding assistance in the Houston-Galveston non-attainment area. Those SEP monies will be used exclusively by the school districts and transit agencies as supplements to meet the local match requirements of the EPA. SEP monies will be used to pay for the cost of replacing older diesel buses with alternative fueled or clean diesel buses. The old buses will be permanently retired and only sold for scrap. The schools and transit agencies will also use the SEP monies to retrofit more buses to reduce emissions. Houston-Galveston AERCO will send the TCEQ verification in the form of paid invoices and other documentation to show that the retrofits were completed. Retrofit technologies include particulate matter traps, diesel particulate matter filters, NOx reduction catalyst technology in combination with diesel particulate filters, and other emission control technologies that are developed and approved by EPA or the California Air Resources Board. |            |        |            |           | 5,426.00  | 5,426.00  |           |
| IHW                 | 31793 | Akzo Nobel Polymer Chemicals LLC   | 10/04/2007 | 1.00:1 | 112,770.00 | 22,554.00 | 45,108.00 | 45,108.00 | 45,108.00 |
| POLLUTION REDUCTION |       | The Respondent will contribute to Houston-Galveston AERCO's Clean Cities/Clean Vehicles Program in Harris County. The contribution will be used in accordance with the Supplemental Environmental Project Agreement between the Houston-Galveston AERCO and the Texas Commission on Environmental Quality. SEP monies will be used to aid local school districts and area transit agencies in reaching local match requirements mandated by the Federal Highway Administration's ("FHWA") Congestion Mitigation/Air Quality funding program. SEP monies will be disbursed to school districts and transit agencies in need of funding assistance in the Houston-Galveston non-attainment area. Those SEP monies will be used exclusively by the school districts and transit agencies as supplements to meet the local match requirements of the EPA. SEP monies will be used to pay for the cost of replacing older diesel buses with alternative fueled or clean diesel buses. The old buses will be permanently retired and only sold for scrap. The schools and transit agencies will also use the SEP monies to retrofit more buses to reduce emissions. Houston-Galveston AERCO will send the TCEQ verification in the form of paid invoices and other documentation to show that the retrofits were completed. Retrofit technologies include particulate matter traps, diesel particulate matter filters, NOx reduction catalyst technology in combination with diesel particulate filters, and other emission control technologies that are developed and approved by EPA or the California Air Resources Board. |            |        |            |           | 45,108.00 | 45,108.00 |           |
| IHW                 | 27827 | CSA Limited, Inc.  | 04/03/2008 | 1.00:1 | 65,392.00  | 0.00      | 32,696.00 | 32,696.00 | 32,696.00 |
| CLEAN UP            |       | The Respondent shall contribute the SEP Amount to the Third-Party Recipient pursuant to the agreement between the Third-Party Recipient and the TCEQ. Specifically, the Keep Texas Beautiful ("KTB") Stop Trashing Texas Program will perform a SEP in Harris County pursuant to the agreement between KTB and the TCEQ. SEP monies will be used to promote the cleanup statewide of unauthorized trash dumps by supplying project coordination, labor, supplies, and materials for clean up events and by providing assistance with disposal fees for proper disposal of wastes collected at the events. Trash dump cleanups may be coordinated with waste collection facilities and/or local governments to employ heavy machinery for the removal of large waste items. To the maximum extent possible, cleanups shall be accomplished with the use of volunteers from community groups, private companies, schools, and youth organizations.   |            |        |            |           | 32,696.00 | 32,696.00 |           |
| IHW                 | 34952 | The Dow Chemical Company   | 08/15/2008 | 1.00:1 | 51,600.00  | 10,320.00 | 20,640.00 | 20,640.00 | 20,640.00 |

\* There are Multiple Respondent Names associated to this Case No.

## Appendix 10: List of SEP's & SEP Projects - FY 2008

### Single Program

|     |                      |  |            |           |           |          |      |          |          |
|-----|----------------------|--|------------|-----------|-----------|----------|------|----------|----------|
|     | POLLUTION REDUCTION  | The Respondent will contribute to Houston-Galveston AERCO's Clean Cities/Clean Vehicles Program in Brazoria County. The contribution will be used in accordance with the Supplemental Environmental Project Agreement between the Houston-Galveston AERCO and the Texas Commission on Environmental Quality. SEP monies will be used to aid local school districts and area transit agencies in reaching local match requirements mandated by the Federal Highway Administration's ("FHWA") Congestion Mitigation/Air Quality funding program. SEP monies will be disbursed to school districts and transit agencies in need of funding assistance in the Houston-Galveston non-attainment area. Those SEP monies will be used exclusively by the school districts and transit agencies as supplements to meet the local match requirements of the EPA. SEP monies will be used to pay for the cost of replacing older diesel buses with alternative fueled or clean diesel buses. The old buses will be permanently retired and only sold for scrap. The schools and transit agencies will also use the SEP monies to retrofit more buses to reduce emissions. Houston-Galveston AERCO will send the TCEQ verification in the form of paid invoices and other documentation to show that the retrofits were completed. Retrofit technologies include particulate matter traps, diesel particulate matter filters, NOx reduction catalyst technology in combination with diesel particulate filters, and other emission control technologies that are developed and approved by EPA or the California Air Resources Board. | 20,640.00  | 20,640.00 |           |          |      |          |          |
| MSW | 33084                | Harrison County  | 04/03/2008 | 1.00:1    | 8,800.00  | 0.00     | 0.00 | 8,800.00 | 8,800.00 |
|     | CLEAN UP             | The Respondent shall contribute the SEP Amount to the Third-Party Recipient pursuant to the agreement between the Third-Party Recipient and the TCEQ. Specifically, SEP funds will be used by the Texas Association of Resource Conservation and Development Areas, Inc. ("RC&D") for the Unauthorized Trash Dump Clean-Up program in Harrison County. In the alternative, if all SEP funds are not expended on the clean up of illegal trash dumps, the funds will be spent on the Abandoned Tire Site Clean-Up, Wastewater Treatment Assistance, or other pre-approved SEP project in Harrison County. SEP monies will pay for the labor and disposal costs associated with proper clean up and disposal of wastes, debris, or abandoned tires, assistance to low-income residents with failing on site wastewater systems, plugging of abandoned wells, or antifreeze recycling.  | 8,800.00   | 8,800.00  |           |          |      |          |          |
| MSW | 32825                | Polk County  | 07/03/2008 | 1.00:1    | 7,500.00  | 1,500.00 | 0.00 | 6,000.00 | 6,000.00 |
|     | POLLUTION PREVENTION | The Respondent shall contribute to the Third-Party Recipient pursuant to the agreement between the Third-Party Recipient and the TCEQ. Specifically, the contribution will be used to provide low income rural homeowners with assistance to enable the repair or replacement of their failing on-site wastewater systems. SEP monies will be used to pay for the labor and materials costs related to repairing or replacing the failing systems. The recipients will not be charged for the cost of replacing or repairing the failing systems.<br><br>The Respondent certifies that there is no prior commitment to do this project and that it is being performed solely in an effort to settle this enforcement action.   | 6,000.00   | 6,000.00  |           |          |      |          |          |
| MSW | 34796                | City Of Mason  | 06/19/2008 | 1.00:1    | 11,550.00 | 2,310.00 | 0.00 | 9,240.00 | 9,240.00 |
|     | CLEAN UP             | The Respondent shall contribute the SEP Amount to the Third-Party Recipient pursuant to the agreement between the Third-Party Recipient and the TCEQ. Specifically, the contribution will be used to provide local residents with a means of properly disposing household hazardous wastes such as paint, thinners, pesticides, oil and gas, corrosive cleaners, and fertilizers in one day collection events. SEP monies will be used to pay for the associated labor, materials, and disposal costs. Citizens will not be charged disposal fees. The project is administered in accordance with TCEQ guidance on household hazardous waste and in compliance with federal, state, and local environmental laws and regulations. All dollars contributed will be used solely for the direct cost of the project and no portion will be spent on administrative costs.   | 9,240.00   | 9,240.00  |           |          |      |          |          |
| MSW | 29332                | City of Crockett   | 11/19/2007 | 1.00:1    | 3,350.00  | 670.00   | 0.00 | 2,680.00 | 2,680.00 |

\* There are Multiple Respondent Names associated to this Case No.

## Appendix 10: List of SEP's & SEP Projects - FY 2008

### Single Program

|     |                      |  |            |           |           |          |          |           |           |
|-----|----------------------|--|------------|-----------|-----------|----------|----------|-----------|-----------|
|     | POLLUTION REDUCTION  | The Respondent shall perform cleanups of at least two unauthorized dumpsites in Houston County. Eligible properties will be limited to those: 1) that are not owned by the Respondent; or 2) where a responsible party cannot be found or is unable to clean up the site; and 3) where reasonable efforts have been made to prevent the dumping.<br><br>The Respondent shall perform this project in accordance with all federal, state and local environmental laws and regulations. The Respondent shall use the SEP Offset Amount only for the direct cost of implementing the project and no portion shall be spent on administrative costs. The Respondent will only receive credit for employee labor to the extent that it is used on an overtime basis and can be documented. The Respondent will not receive credit for gratuities or inducements for volunteers.   | 2,680.00   | 2,680.00  |           |          |          |           |           |
| MSW | 31443                | Starr County   | 06/05/2008 | 1.00:1    | 22,960.00 | 0.00     | 0.00     | 22,960.00 | 22,960.00 |
|     | CLEAN UP             | Respondent shall contribute the SEP Amount to the Third-Party Recipient pursuant to the agreement between the Third-Party Recipient and the TCEQ. Specifically, the contribution will be to the Texas Association of Resource Conservation and Development Areas, Inc. ("RC&D") for the Cleanup of Unauthorized Trash Dumps project. SEP monies will pay for the labor and disposal costs associated with proper clean up and disposal of wastes and debris at unauthorized trash dump sites. Any remaining SEP funds after completion of the cleanup of unauthorized trash dumps may, upon approval of the Executive Director, be spent on cleaning up abandoned tire dump sites, wastewater treatment assistance for low income individuals, or another approved project in a water quality media. The project will be administered in accordance with federal, state, and local environmental laws and regulations. | 22,960.00  | 22,960.00 |           |          |          |           |           |
| MSW | 26948                | Duval County   | 10/25/2007 | 1.00:1    | 9,095.00  | 0.00     | 0.00     | 9,095.00  | 9,095.00  |
|     | CLEAN UP             | Respondent shall conduct a three-day county-wide municipal solid waste collection and electronics waste recycling event and an illegal dumpsite clean up event. The solid waste clean up event must include collection of household municipal solid waste and tires and will not include disposal of household hazardous waste. The events will provide a local option to dispose of household municipal solid waste at no cost to the residents. The projects will target the low- to mid-income communities of Concepcion, San Jose, Rios, Ramirez and Realitos. Respondent shall conduct multiple events, if necessary to ensure that the amount of SEP offset is met.  | 9,095.00   | 9,095.00  |           |          |          |           |           |
| MSW | 32858                | CITY OF EL PASO  | 01/12/2008 | 1.00:1    | 23,100.00 | 4,620.00 | 0.00     | 18,480.00 | 18,480.00 |
|     | CLEAN UP             | The Respondent shall contribute the SEP Amount to the Third-Party Recipient pursuant to the agreement between the Third-Party Recipient and the TCEQ. Specifically, Keep Texas Beautiful shall use the funds for the Cleanup of Unauthorized Trash Dumps project in El Paso County. The cleanup project shall promote the cleanup of unauthorized trash dumps by supplying project coordination, labor, supplies, and materials for cleanup events and by providing assistance with disposal fees for proper disposal of wastes collected at the events.<br><br>The Respondent certifies that there is no prior commitment to do this project and that it is being performed solely in an effort to settle this enforcement action.  | 18,480.00  | 18,480.00 |           |          |          |           |           |
| MSW | 34856                | Hardin County  | 08/15/2008 | 1.00:1    | 6,060.00  | 1,212.00 | 0.00     | 4,848.00  | 4,848.00  |
|     | POLLUTION PREVENTION | The Respondent shall contribute to the Third-Party Recipient pursuant to the agreement between the Third-Party Recipient and the TCEQ. Specifically, the contribution will be used to provide low income rural homeowners with assistance to enable the repair or replacement of their failing on-site wastewater systems. SEP monies will be used to pay for the labor and materials costs related to repairing or replacing the failing systems. The recipients will not be charged for the cost of replacing or repairing the failing systems.  | 4,848.00   | 4,848.00  |           |          |          |           |           |
| MSW | 27427                | Stericycle, Inc.   | 04/03/2008 | 1.00:1    | 8,400.00  | 1,680.00 | 3,360.00 | 3,360.00  | 3,360.00  |

\* There are Multiple Respondent Names associated to this Case No.



## Appendix 10: List of SEP's & SEP Projects - FY 2008

### Single Program

|     |                           |   |            |           |           |          |          |           |           |
|-----|---------------------------|---|------------|-----------|-----------|----------|----------|-----------|-----------|
|     | CLEAN UP                  | The Respondent shall participate in the Montgomery County Precinct 4 Bi-Annual Household Heavy Trash Collection events in 6 locations throughout Montgomery County. The company will coordinate and manage the collection of household medical waste activities that will:<br><br>1. Be open to the public during the precinct's designated collection time;<br>2. Accept medical waste common to households including and limited to sharps and expired medications; and<br>Administer the project in accordance with the TCEQ guidance document on hazardous waste collection projects as well as in compliance with federal, state, and local environmental laws and regulations.  | 3,360.00   | 3,360.00  |           |          |          |           |           |
| MSW | 33999                     | Texas Department of Transportation  | 02/18/2008 | 1.00:1    | 1,875.00  | 375.00   | 0.00     | 1,500.00  | 1,500.00  |
|     | CLEAN UP                  | The Respondent shall contribute to the Third-Party Recipient pursuant to the agreement between the Third-Party Recipient and the TCEQ. Specifically, the contribution will be used to coordinate with city and/or county governmental officials regarding the clean up of sites where trash has been disposed of illegally. Eligible sites will be limited to those where a responsible party can not be identified and where there is no pre-existing obligation to clean up the site by the owner or the government. Additionally, reasonable efforts must have already been taken to prevent the dumping. SEP monies will be used to pay for the direct cost of collection and disposal of debris. All dollars contributed will be used solely for the direct cost of the project and no portion will be spent on administrative costs. The SEP will be done in accordance with all federal, state and local environmental laws and regulations. | 1,500.00   | 1,500.00  |           |          |          |           |           |
| MSW | 30646                     | Hartley County  | 02/08/2008 | 1.00:1    | 14,280.00 | 2,856.00 | 0.00     | 11,424.00 | 11,424.00 |
|     | POLLUTION PREVENTION      | The Respondent shall contribute to the Third-Party Recipient pursuant to the agreement between the Third-Party Recipient and the TCEQ. Specifically, the contribution will be used to provide low income rural homeowners with assistance to enable the repair or replacement of their failing on-site wastewater systems. SEP monies will be used to pay for the labor and materials costs related to repairing or replacing the failing systems. The recipients will not be charged for the cost of replacing or repairing the failing systems.<br><br>The Respondent certifies that there is no prior commitment to do this project and that it is being performed solely in an effort to settle this enforcement action.  | 11,424.00  | 11,424.00 |           |          |          |           |           |
| MSW | 12691                     | City of Waco  | 02/08/2008 | 1.00:1    | 18,750.00 | 0.00     | 0.00     | 18,750.00 | 18,750.00 |
|     | ENVIRONMENTAL ENHANCEMENT | The City of Waco shall connect approximately five low- to moderate-income residences, which are currently on septic systems, to the sanitary sewer system. The project shall include purchasing and installing 1,750 linear feet of 8" sewer lines along S. Loop 340 and connecting the residences to central sewer. The City shall properly decommission the residents' old septic tanks. This project shall be done at no cost to the homeowners. The SEP shall be done in accordance with all federal, state and local environmental laws and regulations. The City of Waco shall use SEP monies only for the direct cost of implementing the project and no portion shall be spent on administrative costs.   | 18,750.00  | 18,750.00 |           |          |          |           |           |
| PST | 34589                     | Stripes LLC   | 06/19/2008 | 1.00:1    | 11,350.00 | 2,270.00 | 4,540.00 | 4,540.00  | 4,540.00  |
|     | CLEAN UP                  | The Respondent shall contribute the SEP Amount to the Third-Party Recipient pursuant to the agreement between the Third-Party Recipient and the TCEQ. Specifically, the contribution will be used to cleanup unauthorized dump sites, recycle materials when feasible, and properly dispose of all waste. Eligible sites will be limited to those where a responsible party cannot be found or is unable to clean the site and where reasonable efforts have been made to prevent the dumping.<br><br>SEP monies will be used for the direct cost of collection and disposal of waste. No SEP monies will be spent on administrative costs.   | 4,540.00   | 4,540.00  |           |          |          |           |           |
| PST | 34714                     | BELLO, MARINA   | 04/28/2008 | 1.00:1    | 5,000.00  | 1,000.00 | 2,000.00 | 2,000.00  | 2,000.00  |

\* There are Multiple Respondent Names associated to this Case No.

## Appendix 10: List of SEP's & SEP Projects - FY 2008

### Single Program

|     |                           |   |            |          |           |          |          |          |          |
|-----|---------------------------|---|------------|----------|-----------|----------|----------|----------|----------|
|     | ENVIRONMENTAL ENHANCEMENT | The Respondent shall contribute the SEP Amount to the Third-Party Recipient pursuant to the agreement between the Third-Party Recipient and the TCEQ. Specifically, the contribution will be used to restore the 600-acre upland habitat at the Mitchell Lake Audubon Center and Sanctuary by removing non-native, exotic plant species and re-establishing native grasses, forbs, and woody vegetation. The re-introduction of the native vegetation throughout the uplands will provide maximum benefit for the wildlife of Mitchell Lake.  | 2,000.00   | 2,000.00 |           |          |          |          |          |
| PST | 33440                     | GAVRANOVIC, F D   | 01/12/2008 | 1.00:1   | 8,500.00  | 1,700.00 | 3,400.00 | 3,400.00 | 3,400.00 |
|     | CLEAN UP                  | The Respondent will contribute to Lower Colorado River Authority ("LCRA") Household Hazardous Waste and Reusable Materials Collection in Travis County. The contribution will be used in accordance with the Supplemental Environmental Project Agreement between the Lower Colorado River Authority and the Texas Commission on Environmental Quality. SEP monies will be used to sponsor household hazardous waste collection events, battery collection events, used oil collection events, paint collection events, and tire collection events in conjunction with local city and county governments through the LCRA Statutory District. These collection events provide citizens with a safe and convenient opportunity to properly dispose of household hazardous wastes such as: paint, tires, pesticides, motor oil, oil filters, antifreeze, batteries, and household cleaners. Citizens will be encouraged to reuse unused portions of properly labeled and handled chemical products (i.e. fertilizers, paints, and some pesticides/herbicides) through the reusable materials exchange. SEP monies will be used by LCRA to supplement scheduled events, and to add additional collection events. The LCRA has not previously budgeted for these supplemental, additional, or special collection events and will not budget for them. | 3,400.00   | 3,400.00 |           |          |          |          |          |
| PST | 33424                     | Flying J Inc.   | 02/18/2008 | 1.00:1   | 13,125.00 | 0.00     | 6,563.00 | 6,562.00 | 6,562.00 |
|     | POLLUTION REDUCTION       | Respondent shall contribute the SEP Amount to the Third-Party Recipient pursuant to the agreement between the Third-Party Recipient and the TCEQ. Specifically, the contribution will be to the RC&D Wastewater Treatment Assistance project. Specifically, SEP monies will pay for the labor and disposal costs associated with repair or replacement of wastewater treatment or on-site sewage facilities for low income individuals. Any unspent SEP monies remaining after completion of the Wastewater Treatment Assistance project may, upon approval by TCEQ, be spent on another authorized RC&D project in Orange County, such as abandoned tire cleanup, unauthorized trash dump cleanup, plugging of abandoned water wells, or recycling of antifreeze.  | 6,562.00   | 6,562.00 |           |          |          |          |          |
| PWS | 32000                     | City of Granbury  | 11/09/2007 | 1.00:1   | 6,960.00  | 0.00     | 0.00     | 6,960.00 | 6,960.00 |
|     | POLLUTION PREVENTION      | The Respondent shall contribute to the Third-Party Recipient pursuant to the agreement between the Third-Party Recipient and the TCEQ. Specifically, the contribution will be used to provide low income rural homeowners with assistance to enable the repair or replacement of their failing on-site wastewater systems. SEP monies will be used to pay for the labor and materials costs related to repairing or replacing the failing systems. The recipients will not be charged for the cost of replacing or repairing the failing systems.<br><br>The Respondent certifies that there is no prior commitment to do this project and that it is being performed solely in an effort to settle this enforcement action.  | 6,960.00   | 6,960.00 |           |          |          |          |          |
| PWS | 31362                     | City of Cockrell Hill   | 12/20/2007 | 1.00:1   | 2,203.00  | 441.00   | 0.00     | 1,762.00 | 1,762.00 |
|     | CLEAN UP                  | The Respondent shall contribute to the Third-Party Recipient pursuant to the agreement between the Third-Party Recipient and the TCEQ. Specifically, the contribution will be used to clean-up sites where tires have been disposed of illegally. Eligible sites will be limited to those where a responsible party cannot be found and where reasonable efforts have been made to prevent the dumping. SEP monies will be used to pay for the direct cost of collecting and disposing of tires. All dollars contributed will be used solely for the direct cost of the project and no portion will be spent on administrative costs. The SEP will be done in accordance with all federal, state and local environmental laws and regulations.  | 1,762.00   | 1,762.00 |           |          |          |          |          |

\* There are Multiple Respondent Names associated to this Case No.

## Appendix 10: List of SEP's & SEP Projects - FY 2008

### Single Program

|     |       |                                 |  |        |          |        |      |          |          |
|-----|-------|---------------------------------|--|--------|----------|--------|------|----------|----------|
| PWS | 29730 | City of Gatesville              | 04/14/2008   | 1.00:1 | 7,553.00 | 0.00   | 0.00 | 7,553.00 | 7,553.00 |
|     |       | POLLUTION PREVENTION            | The Respondent shall construct and operate an antifreeze collection, disposal, and recycling center that will offer to the public a free and convenient method for disposing of used antifreeze. The Respondent shall hire a licensed waste hauler to transport and dispose of or recycle the antifreeze. The Respondent shall operate the center for a minimum of three years from the effective date of this Order.  |        |          |        |      | 7,553.00 | 7,553.00 |
| PWS | 35026 | City of Boyd                    | 08/15/2008   | 1.00:1 | 2,580.00 | 0.00   | 0.00 | 2,580.00 | 2,580.00 |
|     |       | POLLUTION PREVENTION            | The Respondent shall contribute to the Third-Party Recipient pursuant to the agreement between the Third-Party Recipient and the TCEQ. Specifically, Third-Party Recipient shall repair or replace failing water systems or on-site wastewater systems for low income homeowners. Third-Party Recipient shall use SEP Funds to pay for the labor and materials costs related to repairing or replacing the failing systems. The recipients will not be charged for the cost of replacing or repairing the failing systems. Third-Party recipient shall use a consistent and documented system for determining eligible participants.   |        |          |        |      | 2,580.00 | 2,580.00 |
| PWS | 34661 | City of Hamilton                | 04/28/2008   | 1.00:1 | 4,687.00 | 937.00 | 0.00 | 3,750.00 | 3,750.00 |
|     |       | CLEAN UP                        | The Respondent shall contribute the SEP Amount to the Third-Party Recipient pursuant to the agreement between the Third-Party Recipient and the TCEQ. Specifically, the contribution will be used to provide local residents with a means of properly disposing household hazardous wastes such as paint, thinners, pesticides, oil and gas, corrosive cleaners, and fertilizers in one day collection events. SEP monies will be used to pay for the associated labor, materials, and disposal costs. Citizens will not be charged disposal fees. The project is administered in accordance with TCEQ guidance on household hazardous waste and in compliance with federal, state, and local environmental laws and regulations. All dollars contributed will be used solely for the direct cost of the project and no portion will be spent on administrative costs. |        |          |        |      | 3,750.00 | 3,750.00 |
| PWS | 32832 | City of Hamilton                | 10/25/2007   | 1.00:1 | 3,124.00 | 0.00   | 0.00 | 3,124.00 | 3,124.00 |
|     |       | POLLUTION PREVENTION            | The Respondent shall contribute to the Third-Party Recipient pursuant to the agreement between the Third-Party Recipient and the TCEQ. Specifically, the contribution will be used to provide low income rural homeowners with assistance to enable the repair or replacement of their failing on-site wastewater systems. SEP monies will be used to pay for the labor and materials costs related to repairing or replacing the failing systems. The recipients will not be charged for the cost of replacing or repairing the failing systems.<br><br>The Respondent certifies that there is no prior commitment to do this project and that it is being performed solely in an effort to settle this enforcement action.   |        |          |        |      | 3,124.00 | 3,124.00 |
| PWS | 35099 | Rincon Water Supply Corporation | 07/21/2008   | 1.00:1 | 3,071.00 | 614.00 | 0.00 | 2,457.00 | 2,457.00 |
|     |       | ENVIRONMENTAL ENHANCEMENT       | The Respondent shall contribute to the Third-Party Recipient pursuant to the agreement between the Third-Party Recipient and the TCEQ. The Coastal Bend Audubon Society owns the North Bay Sanctuary. It is a 75-acre, largely wooded tract containing a 5-acre pond. The site includes a 12-foot viewing tower that can accommodate 15 people on the upper platform. Specifically, the contribution will be used to maintain the existing roads in the sanctuary, control Prickly Pear Cacti in a 20-acre section of the sanctuary, and assist in the removal of invasive reeds and other plants from the eastern section of the pond.  |        |          |        |      | 2,457.00 | 2,457.00 |
| PWS | 34565 | City of Southside Place         | 04/28/2008   | 1.00:1 | 2,571.00 | 0.00   | 0.00 | 2,571.00 | 2,571.00 |

\* There are Multiple Respondent Names associated to this Case No.

## Appendix 10: List of SEP's & SEP Projects - FY 2008

### Single Program

|     |       |                                    |  |          |           |          |      |           |           |
|-----|-------|------------------------------------|--|----------|-----------|----------|------|-----------|-----------|
|     |       | POLLUTION PREVENTION               | The Respondent shall contribute to the Third-Party Recipient pursuant to the agreement between the Third-Party Recipient and the TCEQ. Specifically, the contribution will be used to provide low income rural homeowners with assistance to enable the repair or replacement of their failing on-site wastewater systems. SEP monies will be used to pay for the labor and materials costs related to repairing or replacing the failing systems. The recipients will not be charged for the cost of replacing or repairing the failing systems.  | 2,571.00 | 2,571.00  |          |      |           |           |
| PWS | 35165 | City of Rockdale                   | 07/21/2008   | 1.00:1   | 7,022.00  | 1,404.00 | 0.00 | 5,618.00  | 5,618.00  |
|     |       | CLEAN UP                           | The Respondent shall perform a cleanup of an unauthorized trash and tire dump along approximately 1,200 feet of creek located between Highway 79 and East 3rd Street in Milam County. The Respondent shall ensure that wastes collected are properly disposed or recycled. The Respondent shall ensure that the event:<br><br>" occurs on a weekend or after-hours<br>" results in proper disposal or recycling of wastes<br>" is performed on properties where no responsible party can be found or where the property owner is low income  | 5,618.00 | 5,618.00  |          |      |           |           |
| PWS | 5917  | City of Rising Star                | 11/19/2007   | 1.00:1   | 2,925.00  | 585.00   | 0.00 | 2,340.00  | 2,340.00  |
|     |       | POLLUTION PREVENTION               | The Respondent shall contribute to the Third-Party Recipient pursuant to the agreement between the Third-Party Recipient and the TCEQ. Specifically, the contribution will be used to plug abandoned water wells where there is no responsible party that can be identified to plug the well.<br><br>All dollars contributed will be used solely for the direct cost of the project and no portion will be spent on administrative costs. The SEP will be done in accordance with all federal, state and local environmental laws and regulations.<br><br>The Respondent certifies that there is no prior commitment to do this project and that it is being performed solely in an effort to settle this enforcement action.                  | 2,340.00 | 2,340.00  |          |      |           |           |
| PWS | 34524 | City of Hale Center                | 04/28/2008   | 1.00:1   | 2,599.00  | 519.00   | 0.00 | 2,080.00  | 2,080.00  |
|     |       | CLEAN UP                           | The Respondent shall contribute to the Third-Party Recipient pursuant to the agreement between the Third-Party Recipient and the TCEQ. Specifically, the contribution will be used to clean-up sites where tires have been disposed of illegally. Eligible sites will be limited to those where a responsible party cannot be found and where reasonable efforts have been made to prevent the dumping. SEP monies will be used to pay for the direct cost of collecting and disposing of tires. All dollars contributed will be used solely for the direct cost of the project and no portion will be spent on administrative costs. The SEP will be done in accordance with all federal, state and local environmental laws and regulations. | 2,080.00 | 2,080.00  |          |      |           |           |
| PWS | 34427 | Texas Department of Transportation | 04/28/2008   | 1.00:1   | 1,450.00  | 290.00   | 0.00 | 1,160.00  | 1,160.00  |
|     |       | POLLUTION PREVENTION               | The Respondent shall contribute to the Third-Party Recipient pursuant to the agreement between the Third-Party Recipient and the TCEQ. Specifically, the contribution will be used to provide low income rural homeowners with assistance to enable the repair or replacement of their failing on-site wastewater systems. SEP monies will be used to pay for the labor and materials costs related to repairing or replacing the failing systems. The recipients will not be charged for the cost of replacing or repairing the failing systems.  | 1,160.00 | 1,160.00  |          |      |           |           |
| PWS | 10234 | City of Carl's Corner              | 11/19/2007   | 1.00:1   | 13,263.00 | 0.00     | 0.00 | 13,263.00 | 13,263.00 |

\* There are Multiple Respondent Names associated to this Case No.

## Appendix 10: List of SEP's & SEP Projects - FY 2008

### Single Program

|     |                           |   |            |           |           |          |      |          |          |
|-----|---------------------------|---|------------|-----------|-----------|----------|------|----------|----------|
|     | CLEAN UP                  | Respondent shall contribute the SEP Amount to the Third-Party Recipient pursuant to the agreement between the Third-Party Recipient and the TCEQ. Specifically, the Texas Association of Resource Conservation & Development Areas, Inc. (RC&D) shall use the contribution to clean up sites in Hill County where tires have been disposed of illegally. Eligible sites will be limited to those where a responsible party cannot be found and where reasonable efforts have been made to prevent the dumping. SEP monies will be used to pay for the direct cost of collecting and disposing of tires. All dollars contributed will be used solely for the direct cost of the project and no portion will be spent on administrative costs. The SEP will be done in accordance with all federal, state and local environmental laws and regulations.   | 13,263.00  | 13,263.00 |           |          |      |          |          |
| PWS | 25834                     | West Jefferson County Municipal Water District  | 06/19/2008 | 1.00:1    | 1,510.00  | 0.00     | 0.00 | 1,510.00 | 1,510.00 |
|     | ENVIRONMENTAL ENHANCEMENT | The Respondent shall contribute the SEP Amount to the Third-Party Recipient pursuant to the agreement between the Third-Party Recipient and the TCEQ. Specifically, the contribution will be used to stabilize the shoreline by placing vinyl sheets of piling and erosion control blankets along a stretch of waterway along Pleasure Island. Continued erosion from wave action caused by passing ships is compromising the integrity of the shoreline along Pleasure Island. The embankment will be reclaimed and sloped to stabilize approximately 5 miles of shoreline.  | 1,510.00   | 1,510.00  |           |          |      |          |          |
| PWS | 35258                     | Kempner Water Supply Corporation  | 08/29/2008 | 1.00:1    | 1,523.00  | 304.00   | 0.00 | 1,219.00 | 1,219.00 |
|     | CLEAN UP                  | The Respondent shall contribute to the Third-Party Recipient pursuant to the agreement between the Third-Party Recipient and the TCEQ. Specifically, the contribution will be used to coordinate with city and/or county governmental officials regarding the clean up of sites where trash has been disposed of illegally. Eligible sites will be limited to those where a responsible party can not be identified and where there is no pre-existing obligation to clean up the site by the owner or the government. Additionally, reasonable efforts must have already been taken to prevent the dumping. SEP monies will be used to pay for the direct cost of collection and disposal of debris. All dollars contributed will be used solely for the direct cost of the project and no portion will be spent on administrative costs. The SEP will be done in accordance with all federal, state and local environmental laws and regulations. | 1,219.00   | 1,219.00  |           |          |      |          |          |
| PWS | 32880                     | City of Lacy Lakeview   | 11/19/2007 | 1.00:1    | 10,053.00 | 2,010.00 | 0.00 | 8,043.00 | 8,043.00 |
|     | POLLUTION PREVENTION      | The Respondent shall contribute to the Third-Party Recipient pursuant to the agreement between the Third-Party Recipient and the TCEQ. Specifically, the contribution will be used to provide low income rural homeowners with assistance to enable the repair or replacement of their failing on-site wastewater systems. SEP monies will be used to pay for the labor and materials costs related to repairing or replacing the failing systems. The recipients will not be charged for the cost of replacing or repairing the failing systems.<br><br>The Respondent certifies that there is no prior commitment to do this project and that it is being performed solely in an effort to settle this enforcement action.  | 8,043.00   | 8,043.00  |           |          |      |          |          |
| PWS | 31640                     | City of Royse City  | 11/09/2007 | 1.00:1    | 3,360.00  | 672.00   | 0.00 | 2,688.00 | 2,688.00 |

\* There are Multiple Respondent Names associated to this Case No.

## Appendix 10: List of SEP's & SEP Projects - FY 2008

### Single Program

|     |                           |   |            |          |           |          |      |           |           |
|-----|---------------------------|---|------------|----------|-----------|----------|------|-----------|-----------|
|     | POLLUTION PREVENTION      | Respondent shall hold a one-day citywide household hazardous waste (HHW) collection event. Respondent shall provide a drop-off location where citizens may bring HHW such as paints, fertilizers, thinners, used oil and oil filters, batteries, and other wastes for disposal at no cost to the citizens. Respondent shall provide attendants at the collection station to assist the public and hire a licensed contractor to properly dispose of the wastes collected at the event. Respondent shall provide public notification to ensure that the general public is aware of the event.<br><br>The Respondent shall ensure that the event:<br><br>" occurs on a weekend during daylight hours;<br>" offers to the public a convenient drop-off location;<br>" results in the collection, transport, and proper disposal of the collected wastes;<br>" is organized and conducted by City employees and by a licensed HHW disposal contractor;<br>" is advertised in:<br>o a newspaper of large circulation in the geographic area,<br>o flyers placed in utility bill mail-outs, and<br>o by the City's outbound telephone calling system ("Connect-CTY").<br>" is performed within one year of the effective date of this Order | 2,688.00   | 2,688.00 |           |          |      |           |           |
| PWS | 32821                     | North Milam Water Supply Corporation  | 10/25/2007 | 1.00:1   | 4,266.00  | 853.00   | 0.00 | 3,413.00  | 3,413.00  |
|     | CLEAN UP                  | The Respondent shall contribute to the Third-Party Recipient pursuant to the agreement between the Third-Party Recipient and the TCEQ. Specifically, the contribution will be used to clean-up sites where tires have been disposed of illegally. Eligible sites will be limited to those where a responsible party cannot be found and where reasonable efforts have been made to prevent the dumping. SEP monies will be used to pay for the direct cost of collecting and disposing of tires. All dollars contributed will be used solely for the direct cost of the project and no portion will be spent on administrative costs. The SEP will be done in accordance with all federal, state and local environmental laws and regulations.<br><br>The Respondent certifies that there is no prior commitment to do this project and that it is being performed solely in an effort to settle this enforcement action.   |            |          |           |          |      | 3,413.00  | 3,413.00  |
| PWS | 34695                     | City of Buckholts   | 07/21/2008 | 1.00:1   | 1,114.00  | 222.00   | 0.00 | 892.00    | 892.00    |
|     | CLEAN UP                  | The Respondent shall contribute to the Third-Party Recipient pursuant to the agreement between the Third-Party Recipient and the TCEQ. Specifically, the contribution will be used to clean-up sites where tires have been disposed of illegally. Eligible sites will be limited to those where a responsible party cannot be found and where reasonable efforts have been made to prevent the dumping. SEP monies will be used to pay for the direct cost of collecting and disposing of tires. All dollars contributed will be used solely for the direct cost of the project and no portion will be spent on administrative costs. The SEP will be done in accordance with all federal, state and local environmental laws and regulations.  |            |          |           |          |      | 892.00    | 892.00    |
| WQ  | 32807                     | City of Post  | 02/25/2008 | 1.00:1   | 14,450.00 | 2,890.00 | 0.00 | 11,560.00 | 11,560.00 |
|     | ENVIRONMENTAL RESTORATION | The Respondent shall conduct a waste tire collection and disposal event in the City of Post. The City shall place tire collection dumpsters throughout the City and advertise to the public the locations of the dumpsters. Tires shall be collected by city staff and transported by a licensed hauler to a permitted facility for processing. Specifically, SEP funds will be used to pay for heavy equipment such as tractor loaders, backhoes, a dump truck, trailers, labor, and other direct costs associated with the event. The Respondent shall only use City labor after hours or on weekends to conduct the event. The event shall be conducted at no cost to the citizens.  |            |          |           |          |      | 11,560.00 | 11,560.00 |
| WQ  | 32843                     | City of Palmer  | 04/28/2008 | 1.00:1   | 26,390.00 | 5,278.00 | 0.00 | 21,112.00 | 21,112.00 |

\* There are Multiple Respondent Names associated to this Case No.

## Appendix 10: List of SEP's & SEP Projects - FY 2008

### Single Program

|    |                           |   |   |        |           |          |           |           |           |
|----|---------------------------|---|---|--------|-----------|----------|-----------|-----------|-----------|
|    | POLLUTION REDUCTION       |   | Respondent shall contribute the specified SEP Amount to the Third-Party Recipient pursuant to the agreement between the Third-Party Recipient and the TCEQ. Specifically, the contribution will be to the Texas Association of Resource Conservation and Development Areas, Inc. ("RC&D") for the Clean School Bus Program in Ellis County. Any remaining SEP funds not able to be spent on completion of the Clean School Bus Program may be spent, upon approval of the Executive Director, on cleanup of unauthorized trash dumps or abandoned tire sites, wastewater treatment assistance to low-income individuals, or another RC&D pre-approved project in Ellis County. Specifically, SEP monies will be used to aid local school districts, area transit agencies, and local governments in need of funding assistance to pay for the cost of retrofitting or replacing older diesel buses with alternative fueled or clean diesel buses to reduce emissions. Old buses deemed not suitable for retrofit will be permanently retired and only sold for scrap. |        |           |          | 8,802.00  | 8,802.00  |           |
|    | POLLUTION REDUCTION       |   | The Respondent shall hold two collection and recycling events in which it shall collect and chip vegetative debris, recycle the debris into mulch, and distribute the mulch at no cost to the public. The Respondent shall advertise the events to the public in a newspaper of large circulation, shall provide free curbside collection of vegetative debris, shall purchase and utilize a brush chipper for the events, shall provide labor to operate the chipper, provide labor to operate the collection and distribution location, load mulch for citizens, and shall provide signage for the collection and distribution location. Mulch shall be provided free to the public. Any remaining mulch not distributed to the public shall be beneficially applied to public areas by the Respondent.   |        |           |          | 12,310.00 | 12,310.00 |           |
| WQ | 31279                     | City of Buda and Guadalupe-Blanco River Authority | 12/20/2007  | 1.00:1 | 3,630.00  | 726.00   | 0.00      | 2,904.00  | 2,904.00  |
|    | ENVIRONMENTAL ENHANCEMENT |   | The Respondent will contribute to The Hill Country Conservancy for the Wentzel Tract project. The contribution will be used in accordance with the Supplemental Environmental Project Agreement between The Hill Country Conservancy and the Texas Commission on Environmental Quality. SEP monies will be used to help divert water into an 18-acre abandoned quarry. The quarry will then capture and hold the water, so that the water can be absorbed into the Edwards Aquifer that runs beneath the quarry. It is estimated that the quarry could divert up to 275 acre-feet of additional storm water runoff into the Edwards Aquifer.<br><br>The Respondent certifies that there is no prior commitment to do this project and that it is being performed solely in an effort to settle this enforcement action.   |        |           |          | 2,904.00  | 2,904.00  |           |
| WQ | 33484                     | City of Corinth                                   | 01/12/2008  | 1.00:1 | 3,850.00  | 0.00     | 0.00      | 3,850.00  | 3,850.00  |
|    | POLLUTION PREVENTION      |   | The Respondent shall contribute to the Third-Party Recipient pursuant to the agreement between the Third-Party Recipient and the TCEQ. Specifically, the contribution will be used to provide low income rural homeowners with assistance to enable the repair or replacement of their failing on-site wastewater systems. SEP monies will be used to pay for the labor and materials costs related to repairing or replacing the failing systems. The recipients will not be charged for the cost of replacing or repairing the failing systems<br><br>The Respondent certifies that there is no prior commitment to do this project and that it is being performed solely in an effort to settle this enforcement action  |        |           |          | 3,850.00  | 3,850.00  |           |
| WQ | 34803                     | Lower Colorado River Authority *                  | 05/22/2008  | 1.00:1 | 13,500.00 | 2,700.00 | 0.00      | 10,800.00 | 10,800.00 |

\* There are Multiple Respondent Names associated to this Case No.

## Appendix 10: List of SEP's & SEP Projects - FY 2008

### Single Program

|    |                      |   |            |           |           |          |      |           |           |
|----|----------------------|---|------------|-----------|-----------|----------|------|-----------|-----------|
|    | CLEAN UP             | The Respondent shall contribute to the Third-Party Recipient pursuant to the agreement between the Third-Party Recipient and the TCEQ. Specifically, the contribution will be used to coordinate with city and/or county governmental officials regarding the clean up of sites where trash has been disposed of illegally. Eligible sites will be limited to those where a responsible party can not be identified and where there is no pre-existing obligation to clean up the site by the owner or the government. Additionally, reasonable efforts must have already been taken to prevent the dumping. SEP monies will be used to pay for the direct cost of collection and disposal of debris. All dollars contributed will be used solely for the direct cost of the project and no portion will be spent on administrative costs. The SEP will be done in accordance with all federal, state and local environmental laws and regulations.   | 10,800.00  | 10,800.00 |           |          |      |           |           |
| WQ | 34001                | City of Strawn  | 04/28/2008 | 1.00:1    | 7,080.00  | 1,416.00 | 0.00 | 5,664.00  | 5,664.00  |
|    | POLLUTION REDUCTION  | The Respondent shall perform an erosion control project at the Lake Tucker dam in Palo Pinto County to reduce the likelihood of further erosion and downstream flooding. Erosion in this area, if left without repair, may undermine the structural integrity of the dam. The erosion currently causes sedimentation in downstream waterways. The Respondent shall utilize city employees to perform regrading and seeding to correct and prevent further erosion, post signs in the area to prevent vehicular traffic, and encourage the growth of the planted vegetation seeds.<br><br>The Respondent shall use the SEP Offset Amount only for the direct cost of implementing the project and no portion shall be spent on administrative costs. To the extent it can be documented, the Respondent will receive credit for the overtime hours its employees and equipment are used in implementing the SEP. The Respondent will not receive credit for gratuities and/or inducements for volunteers.<br><br>The Respondent certifies that there is no prior commitment to do this project and that it is being performed solely in an effort to settle this enforcement action. | 5,664.00   | 5,664.00  |           |          |      |           |           |
| WQ | 31478                | City of Uvalde  | 11/09/2007 | 1.00:1    | 21,750.00 | 4,350.00 | 0.00 | 17,400.00 | 17,400.00 |
|    | CLEAN UP             | The Respondent shall conduct a city-wide waste tire collection event and illegal tire dump clean up program. The collection event will occur during a one-month period, be advertised to the public, and allow for proper disposal of waste tires at no cost to the residents. The illegal tire dump clean up program will target low- to mid-income communities or public rights-of-way where no responsible party can be found for the illegal dumps. The Respondent shall conduct the events until such time as it has expended the requisite amount of SEP offset.  | 17,400.00  | 17,400.00 |           |          |      |           |           |
| WQ | 34041                | Texas Department of Criminal Justice  | 02/25/2008 | 1.00:1    | 13,360.00 | 0.00     | 0.00 | 13,360.00 | 13,360.00 |
|    | CLEAN UP             | The Respondent shall contribute to the Third-Party Recipient pursuant to the agreement between the Third-Party Recipient and the TCEQ. Specifically, the contribution will be used to clean-up sites where tires have been disposed of illegally. Eligible sites will be limited to those where a responsible party cannot be found and where reasonable efforts have been made to prevent the dumping. SEP monies will be used to pay for the direct cost of collecting and disposing of tires. All dollars contributed will be used solely for the direct cost of the project and no portion will be spent on administrative costs. The SEP will be done in accordance with all federal, state and local environmental laws and regulations.  | 13,360.00  | 13,360.00 |           |          |      |           |           |
| WQ | 32897                | City of Reno  | 01/12/2008 | 1.00:1    | 4,540.00  | 908.00   | 0.00 | 3,632.00  | 3,632.00  |
|    | POLLUTION PREVENTION | The Respondent shall create and operate a used oil and antifreeze collection and recycling center. The center will offer to the public a free and convenient method of disposing of used oil, oil filters, and antifreeze. SEP funds will be used solely for the direct costs of operating the center and no portion of the funds will be spent on administrative costs. The Respondent shall provide staff to ensure that the antifreeze and oil collection containers receive only their designated materials. The Respondent shall ensure that the site is fenced and locked in a secure area.   | 3,632.00   | 3,632.00  |           |          |      |           |           |

\* There are Multiple Respondent Names associated to this Case No.



## Appendix 10: List of SEP's & SEP Projects - FY 2008

### Single Program

|    |       |                                      |   |        |           |          |           |           |           |
|----|-------|--------------------------------------|---|--------|-----------|----------|-----------|-----------|-----------|
| WQ | 33126 | Texas Department of Criminal Justice | 11/09/2007  | 1.00:1 | 2,970.00  | 594.00   | 0.00      | 2,376.00  | 2,376.00  |
|    |       | POLLUTION PREVENTION                 | <p>The Respondent shall contribute to the Third-Party Recipient pursuant to the agreement between the Third-Party Recipient and the TCEQ. Specifically, the contribution will be used to provide low income rural homeowners with assistance to enable the repair or replacement of their failing on-site wastewater systems. SEP monies will be used to pay for the labor and materials costs related to repairing or replacing the failing systems. The recipients will not be charged for the cost of replacing or repairing the failing systems.</p> <p>The Respondent certifies that there is no prior commitment to do this project and that it is being performed solely in an effort to settle this enforcement action.</p> |        |           |          | 2,376.00  | 2,376.00  |           |
| WQ | 34106 | City of Seminole                     | 07/21/2008  | 1.00:1 | 4,560.00  | 912.00   | 0.00      | 3,648.00  | 3,648.00  |
|    |       | POLLUTION PREVENTION                 | <p>The Respondent shall contribute to the Third-Party Recipient pursuant to the agreement between the Third-Party Recipient and the TCEQ. Specifically, the Third-Party Recipient shall repair or replace failing water systems or on-site wastewater systems for low income homeowners. The Third-Party Recipient shall use SEP Funds to pay for the labor and materials costs related to repairing or replacing the failing systems. The recipients will not be charged for the cost of replacing or repairing the failing systems. The Third-Party recipient shall use a consistent and documented system for determining eligible participants.</p>   |        |           |          | 3,648.00  | 3,648.00  |           |
| WQ | 32849 | City of Midway                       | 01/12/2008  | 1.00:1 | 13,512.00 | 2,702.00 | 0.00      | 10,810.00 | 10,810.00 |
|    |       | POLLUTION PREVENTION                 | <p>The Respondent shall contribute to the Third-Party Recipient pursuant to the agreement between the Third-Party Recipient and the TCEQ. Specifically, the contribution will be used to provide low income rural homeowners with assistance to enable the repair or replacement of their failing on-site wastewater systems. SEP monies will be used to pay for the labor and materials costs related to repairing or replacing the failing systems. The recipients will not be charged for the cost of replacing or repairing the failing systems.</p> <p>The Respondent certifies that there is no prior commitment to do this project and that it is being performed solely in an effort to settle this enforcement action.</p> |        |           |          | 10,810.00 | 10,810.00 |           |
| WQ | 33262 | East Central ISD                     | 11/19/2007  | 1.00:1 | 1,650.00  | 330.00   | 0.00      | 1,320.00  | 1,320.00  |
|    |       | ENVIRONMENTAL RESTORATION            | <p>The Respondent shall contribute the SEP Amount to the Third-Party Recipient pursuant to the agreement between the Third-Party Recipient and the TCEQ. Specifically, the contribution will be used to restore the 600-acre upland habitat at the Mitchell Lake Audubon Center and Sanctuary by removing non-native, exotic plant species and re-establishing native grasses, forbs, and woody vegetation. The re-introduction of the native vegetation throughout the uplands will provide maximum benefit for the wildlife of Mitchell Lake.</p>   |        |           |          | 1,320.00  | 1,320.00  |           |
| WQ | 25389 | City of Hico                         | 04/03/2008  | 1.00:1 | 41,170.00 | 0.00     | 0.00      | 41,170.00 | 41,170.00 |
|    |       | POLLUTION PREVENTION                 | <p>The Respondent shall provide first-time sewer service to approximately ten low to moderate-income residences which are currently on septic systems to the sanitary sewer system. The existing septic systems are failing and result in release of sewage to the environment. The project shall include purchasing and installing sewer system lateral lines, clean-outs, a manhole, and other materials required to complete the work and make it fully operational.</p>   |        |           |          | 41,170.00 | 41,170.00 |           |
| WQ | 30882 | City of De Kalb                      | 02/25/2008  | 1.00:1 | 9,675.00  | 0.00     | 0.00      | 9,675.00  | 9,675.00  |
|    |       | POLLUTION REDUCTION                  | <p>The Respondent shall repair or replace failing or inadequately designed private sewer lines, access units, and clean-outs for approximately six low-income residences in Bowie County. The Respondent shall use SEP monies for the direct costs to replace old vitrified clay and Orangeburg pipes that are no longer functioning properly. The failure of these existing lines has resulted in overflows of untreated sewage to the environment, causing unsanitary conditions and environmental concerns.</p>  |        |           |          | 9,675.00  | 9,675.00  |           |

\* There are Multiple Respondent Names associated to this Case No.

## Appendix 10: List of SEP's & SEP Projects - FY 2008

### Single Program

| WQ | 31774 | City of Hudson                      | 09/21/2007   | 1.00:1 | 3,060.00  | 612.00   | 0.00 | 2,448.00  | 2,448.00  |
|----|-------|-------------------------------------|--|--------|-----------|----------|------|-----------|-----------|
|    |       | POLLUTION PREVENTION                | <p>The Respondent shall hold a three-day event for the collection and recycling of tires, batteries, electronics and household appliances. In addition to accepting the items at a designated drop-off location, the Respondent shall pick items for senior citizens who have no other way of disposing the wastes. The event will be advertised in two local papers (The Lufkin Daily News and the East Texas Peddler), and on utility bills for the month prior to the event. If possible the event will occur in conjunction with Texas Tire Reclamation Day.</p> <p>The Respondent shall ensure that the event:</p> <ul style="list-style-type: none"> <li>" occurs on at least one weekend day during daylight hours;</li> <li>" offers to the public a convenient drop-off location;</li> <li>" is organized and conducted by City employees and volunteers;</li> <li>" includes recycling of electronics; and</li> <li>" is advertised in: <ul style="list-style-type: none"> <li>¢ a newspaper of large circulation in the geographic area,</li> <li>¢ utility bill mail-outs.</li> </ul> </li> </ul> <p>The Respondent shall collect, transport, dispose of or recycle the collected materials. SEP monies will be used for heavy equipment such as roll-off bins, trailers, overtime labor of employees, public announcement of the event, and disposal and recycling costs.</p> |        |           |          |      | 2,448.00  | 2,448.00  |
| WQ | 32111 | City of Leonard                     | 10/04/2007   | 1.00:1 | 9,600.00  | 1,920.00 | 0.00 | 7,680.00  | 7,680.00  |
|    |       | POLLUTION REDUCTION                 | <p>The Respondent shall connect to the City of Leonard's wastewater collection system one home, owned by a low-income homeowner, which has a substandard or failing septic system. SEP monies will be used to install approximately 1,800 linear feet (LF) of 6" standard dimension ratio (SDR) 35 polyvinyl chloride (PVC) sewer line, approximately 150 LF of 4" SDR 35 PVC sewer line, install four manholes, and one cleanout.</p>   |        |           |          |      | 7,680.00  | 7,680.00  |
| WQ | 33263 | City of Madisonville                | 11/19/2007   | 1.00:1 | 4,050.00  | 810.00   | 0.00 | 3,240.00  | 3,240.00  |
|    |       | POLLUTION PREVENTION                | <p>The Respondent shall contribute to the Third-Party Recipient pursuant to the agreement between the Third-Party Recipient and the TCEQ. Specifically, the contribution will be used to provide low income rural homeowners with assistance to enable the repair or replacement of their failing on-site wastewater systems. SEP monies will be used to pay for the labor and materials costs related to repairing or replacing the failing systems. The recipients will not be charged for the cost of replacing or repairing the failing systems.</p> <p>The Respondent certifies that there is no prior commitment to do this project and that it is being performed solely in an effort to settle this enforcement action.</p>  |        |           |          |      | 3,240.00  | 3,240.00  |
| WQ | 34626 | City of Corpus Christi              | 04/28/2008   | 1.00:1 | 42,810.00 | 0.00     | 0.00 | 42,810.00 | 42,810.00 |
|    |       | ENVIRONMENTAL RESTORATION           | <p>The Respondent shall contribute to the Third-Party Recipient pursuant to the agreement between the Third-Party Recipient and the TCEQ. Specifically, the contribution will be used for the Colonial Waterbird Rookery Island Enhancement Project. Shamrock and Causeway Islands are important rookery island with heavy bird usage that are experiencing significant loss of wetland and rookery habitat due to dredging activities and erosion from waves and ships. SEP monies will be used to pay for the labor and material costs associated with preventing erosion in the unprotected areas of the islands and restoring parts of the islands that have suffered from erosion. The project will protect critical bird habitat and also enhance the wetlands.</p>  |        |           |          |      | 42,810.00 | 42,810.00 |
| WQ | 33305 | Brookshire Municipal Water District | 12/20/2007   | 1.00:1 | 2,410.00  | 482.00   | 0.00 | 1,928.00  | 1,928.00  |

\* There are Multiple Respondent Names associated to this Case No.

## Appendix 10: List of SEP's & SEP Projects - FY 2008

### Single Program

|    |  |  |           |           |
|----|--|--|-----------|-----------|
|    | POLLUTION PREVENTION                         | The Respondent shall contribute to the Third-Party Recipient pursuant to the agreement between the Third-Party Recipient and the TCEQ. Specifically, the contribution will be used to provide low income rural homeowners with assistance to enable the repair or replacement of their failing on-site wastewater systems. SEP monies will be used to pay for the labor and materials costs related to repairing or replacing the failing systems. The recipients will not be charged for the cost of replacing or repairing the failing systems.<br><br>The Respondent certifies that there is no prior commitment to do this project and that it is being performed solely in an effort to settle this enforcement action.   | 1,928.00  | 1,928.00  |
| WQ | 23644 Brookeland Independent School District | 04/03/2008 1.00:1 4,500.00 900.00 0.00   | 3,600.00  | 3,600.00  |
|    | POLLUTION PREVENTION                         | The Respondent shall contribute to the Third-Party Recipient pursuant to the agreement between the Third-Party Recipient and the TCEQ. Specifically, the contribution will be used to provide low income rural homeowners with assistance to enable the repair or replacement of their failing on-site wastewater systems. SEP monies will be used to pay for the labor and materials costs related to repairing or replacing the failing systems. The recipients will not be charged for the cost of replacing or repairing the failing systems.  | 3,600.00  | 3,600.00  |
| WQ | 32435 City of Charlotte                      | 10/25/2007 1.00:1 8,122.00 1,624.00 0.00   | 6,498.00  | 6,498.00  |
|    | CLEAN UP                                     | The Respondent shall contribute to the Third-Party Recipient pursuant to the agreement between the Third-Party Recipient and the TCEQ. Specifically, the contribution will be used to coordinate with city and/or county governmental officials regarding the clean up of sites where trash has been disposed of illegally. Eligible sites will be limited to those where a responsible party can not be identified and where there is no pre-existing obligation to clean up the site by the owner or the government. Additionally, reasonable efforts must have already been taken to prevent the dumping. SEP monies will be used to pay for the direct cost of collection and disposal of debris. All dollars contributed will be used solely for the direct cost of the project and no portion will be spent on administrative costs. The SEP will be done in accordance with all federal, state and local environmental laws and regulations.<br><br>The Respondent certifies that there is no prior commitment to do this project and that it is being performed solely in an effort to settle this enforcement action. | 6,498.00  | 6,498.00  |
| WQ | 33555 Stolthaven Houston, Inc.               | 01/28/2008 1.00:1 13,725.00 2,745.00 5,490.00  | 5,490.00  | 5,490.00  |
|    | CLEAN UP                                     | The Respondent will contribute to Gulf Coast Waste Disposal Authority ("GCWDA") for its River, Lakes, Bays 'N Bayous Trash Bash in Harris County. The contribution will be used in accordance with the Supplemental Environmental Project Agreement between the GCWDA and the Texas Commission on Environmental Quality. Specifically, the contribution will be used to pay for materials, supplies, disposal costs, and transportation costs directly associated with the cleanup of trash and pollutants from the Galveston Bay and the San Jacinto watershed.   | 5,490.00  | 5,490.00  |
| WQ | 32874 City of Anna                           | 12/20/2007 1.00:1 14,535.00 0.00 0.00  | 14,535.00 | 14,535.00 |
|    | CLEAN UP                                     | The Respondent shall hold a one-day city-wide household hazardous waste collection and electronics and tire recycling event to include collection and proper disposal of household hazardous waste, used motor oil, filters, batteries, and tires, and recycling of electronics. The Respondent shall ensure that the event:<br>" occurs on a weekend during daylight hours;<br>" offers to the public a convenient drop-off location;<br>" is advertised to the public to ensure public participation<br><br>The Respondent shall collect, transport, and recycle or properly dispose of the collected materials. SEP monies related to this Order will be used for roll-off bins, heavy equipment, waste disposal, labor, and other direct costs necessary to conduct the event.   | 14,535.00 | 14,535.00 |
| WQ | 28815 City of Collinsville                   | 03/08/2008 1.00:1 24,955.00 4,991.00 0.00  | 19,964.00 | 19,964.00 |

\* There are Multiple Respondent Names associated to this Case No.

## Appendix 10: List of SEP's & SEP Projects - FY 2008

### Single Program

|    |  |   |           |           |
|----|--|---|-----------|-----------|
|    | ENVIRONMENTAL RESTORATION                  | The Respondent shall extend first-time sewer service to one moderate-income household and a church that are currently utilizing older on-site septic systems in a rural area. The septic systems are located at 26390 FM 902 and 877 Woodland in Collinsville. The Respondent agrees to properly decommission (remove or backfill) the existing septic tanks at no cost to the owners.  | 19,964.00 | 19,964.00 |
| WQ | 33222 Wildwood Property Owners Association | 11/19/2007 1.00:1 1,375.00 275.00 0.00  | 1,100.00  | 1,100.00  |
|    | CLEAN UP                                   | The Respondent shall contribute to the Third-Party Recipient pursuant to the agreement between the Third-Party Recipient and the TCEQ. Specifically, the contribution will be used to coordinate with city and/or county governmental officials regarding the clean up of sites where trash has been disposed of illegally. Eligible sites will be limited to those where a responsible party can not be identified and where there is no pre-existing obligation to clean up the site by the owner or the government. Additionally, reasonable efforts must have already been taken to prevent the dumping. SEP monies will be used to pay for the direct cost of collection and disposal of debris. All dollars contributed will be used solely for the direct cost of the project and no portion will be spent on administrative costs. The SEP will be done in accordance with all federal, state and local environmental laws and regulations.   | 1,100.00  | 1,100.00  |
| WQ | 34840 City of Arlington                    | 08/29/2008 1.00:1 10,000.00 0.00 0.00   | 10,000.00 | 10,000.00 |
|    | POLLUTION PREVENTION                       | Respondent shall conduct at least two city-wide pharmaceutical collection events to provide city-wide collection and proper disposal of pharmaceuticals at no cost to the public. The events will include collection and proper disposal of pharmaceuticals, including those that may be considered to have endocrine disrupting effects. The Respondent may conduct these events concurrently with planned household hazardous waste collection events. Respondent shall ensure that the events: <ul style="list-style-type: none"> <li>" occur on weekends during daylight hours;</li> <li>" offer to the public convenient drop-off locations;</li> <li>" are advertised in flyers placed in utility bills or mail-outs, or advertised in at least one newspaper of large circulation in the community</li> </ul> Respondent shall collect the pharmaceuticals and shall contract with a licensed hauler to transport and properly dispose of the collected materials. Respondent shall use the SEP Offset Amount only for the direct cost of implementing the project and no portion shall be spent on administrative costs. SEP monies will be used for equipment such as collection bins, overtime labor of employees, public announcement of the event, and transport and disposal fees. Respondent shall perform this project in accordance with all federal, state and local laws and regulations. | 10,000.00 | 10,000.00 |
| WQ | 31461 City of Junction                     | 09/21/2007 1.00:1 11,550.00 2,310.00 0.00   | 9,240.00  | 9,240.00  |
|    | POLLUTION PREVENTION                       | Respondent shall hold two citywide collection events in which citizens may bring in tires, electronics, household hazardous waste ("HHW"), and large municipal solid waste for disposal at no cost to the citizens. Respondent shall provide a drop-off location where citizens may bring these items for collection and proper disposal. Respondent shall provide attendants at the collection station to assist the public and will use a licensed contractor to dispose of the wastes. The City has agreed to provide public notification prior to the event to ensure that the public is aware of the event. <p>The first event shall be for the collection of used tires, metal, and large debris. The second event shall be for used tires, metal, HHW, electronics and other debris. Both events shall</p> <ul style="list-style-type: none"> <li>" occur within one year of the effective date of the Order;</li> <li>" offer to the public a drop-off location convenient to the public;</li> <li>" be organized and conducted by City employees and by a licensed disposal contractor;</li> <li>" be advertised in a newspaper of large circulation in the geographic area.</li> </ul>  | 9,240.00  | 9,240.00  |

\* There are Multiple Respondent Names associated to this Case No.

## Appendix 10: List of SEP's & SEP Projects - FY 2008

### Single Program

|    |       |                              |  |        |           |          |      |           |           |
|----|-------|------------------------------|--|--------|-----------|----------|------|-----------|-----------|
| WQ | 34040 | Town of Prosper              | 02/18/2008   | 1.00:1 | 8,960.00  | 1,792.00 | 0.00 | 7,168.00  | 7,168.00  |
|    |       | POLLUTION PREVENTION         | The Respondent shall contribute to the Third-Party Recipient pursuant to the agreement between the Third-Party Recipient and the TCEQ. Specifically, the contribution will be used to provide low income rural homeowners with assistance to enable the repair or replacement of their failing on-site wastewater systems. SEP monies will be used to pay for the labor and materials costs related to repairing or replacing the failing systems. The recipients will not be charged for the cost of replacing or repairing the failing systems.  |        |           |          |      | 7,168.00  | 7,168.00  |
| WQ | 33314 | Fayette County               | 01/28/2008   | 1.00:1 | 2,469.00  | 493.00   | 0.00 | 1,976.00  | 1,976.00  |
|    |       | POLLUTION PREVENTION         | The Respondent shall hold a one-day county wide used passenger tire collection and recycling event in which used tires may be dropped off at a designated location by citizens at no cost to the public. The event shall consist of a public drop-off site and shall:<br><br>" occur on a weekend during daylight hours;<br>" offer to the public a no-cost option to dispose of tires;<br>" be advertised in a newspaper of large circulation in the geographic area,<br><br>Respondent shall utilize a contractor to haul and properly dispose of or recycle the collected tires. SEP monies will be used for the disposal costs and for public announcement of the event. The Respondent shall use the SEP Offset Amount only for the direct cost of implementing the project and no portion shall be spent on administrative costs.  |        |           |          |      | 1,976.00  | 1,976.00  |
| WQ | 34640 | Diocese of Galveston-Houston | 04/28/2008   | 1.00:1 | 11,626.00 | 2,325.00 | 0.00 | 9,301.00  | 9,301.00  |
|    |       | CLEAN UP                     | The Respondent shall contribute to the Third-Party Recipient pursuant to the agreement between the Third-Party Recipient and the TCEQ. Specifically, the contribution will be used to coordinate with city and/or county governmental officials regarding the clean up of sites where trash has been disposed of illegally. Eligible sites will be limited to those where a responsible party can not be identified and where there is no pre-existing obligation to clean up the site by the owner or the government. Additionally, reasonable efforts must have already been taken to prevent the dumping. SEP monies will be used to pay for the direct cost of collection and disposal of debris. All dollars contributed will be used solely for the direct cost of the project and no portion will be spent on administrative costs. The SEP will be done in accordance with all federal, state and local environmental laws and regulations.  |        |           |          |      | 9,301.00  | 9,301.00  |
| WQ | 34670 | City of Munday               | 08/29/2008   | 1.00:1 | 44,400.00 | 8,880.00 | 0.00 | 35,520.00 | 35,520.00 |
|    |       | POLLUTION PREVENTION         | The Respondent shall conduct a series of collection and recycling events over a period of three years to collect, dispose of, or recycle waste tires, batteries, household appliances, tree trimmings, and other recyclable or reusable materials. The events will be advertised at a minimum in one local newspaper of large circulation in the community. The Respondent shall ensure that the event:<br><br>" offers to the public a convenient drop-off location;<br>" is organized and conducted to avoid improper storage or disposal of collected materials;<br>" includes recycling; and<br>" occurs on a weekend day.<br><br>SEP monies will be used for heavy equipment such as roll-off bins, trailers, overtime labor of employees, public announcement of the event, and disposal and recycling costs. The Respondent shall use the SEP Offset Amount only for the direct cost of implementing the project and no portion shall be spent on administrative costs. The Respondent recognizes that additional funds over and above the SEP Offset Amount may be necessary to conduct the event. |        |           |          |      | 35,520.00 | 35,520.00 |
| WQ | 34460 | City of Graford              | 04/03/2008   | 1.00:1 | 11,840.00 | 2,368.00 | 0.00 | 9,472.00  | 9,472.00  |

\* There are Multiple Respondent Names associated to this Case No.

## Appendix 10: List of SEP's & SEP Projects - FY 2008

### Single Program

|    |       |                                      |   |           |           |          |          |           |           |
|----|-------|--------------------------------------|---|-----------|-----------|----------|----------|-----------|-----------|
|    |       | POLLUTION PREVENTION                 | The Respondent shall contribute to the Third-Party Recipient pursuant to the agreement between the Third-Party Recipient and the TCEQ. Specifically, the contribution will be used to provide low income rural homeowners with assistance to enable the repair or replacement of their failing on-site wastewater systems. SEP monies will be used to pay for the labor and materials costs related to repairing or replacing the failing systems. The recipients will not be charged for the cost of replacing or repairing the failing systems.   | 9,472.00  | 9,472.00  |          |          |           |           |
| WQ | 9863  | City Of Follett                      | 01/12/2008  | 1.00:1    | 10,560.00 | 0.00     | 0.00     | 10,560.00 | 10,560.00 |
|    |       | CLEAN UP                             | The Respondent shall contribute the SEP Amount to the Third-Party Recipient pursuant to the agreement between the Third-Party Recipient and the TCEQ. Specifically, the contribution will be to the Texas Association of Resource Conservation and Development Areas, Inc. ("RC&D") for the Illegal Dump Clean Up program in Lipscomb County. Any funds remaining after completion of the Illegal Dump Clean Up program may, in the alternative, be used by the Recipient to perform either: an Abandoned Tire Site Clean Up, Wastewater Treatment Assistance, or other approved project to be conducted within Lipscomb, Ochiltree, Hemphill, or Roberts Counties. Specifically, SEP monies will pay for the labor and disposal costs associated with proper clean up and disposal of wastes, debris, or abandoned tires, assistance to low-income residents with failing on site wastewater systems, plugging of abandoned wells, or antifreeze recycling. The projects will be administered in accordance with federal, state, and local environmental laws and regulations. | 10,560.00 | 10,560.00 |          |          |           |           |
| WQ | 34713 | City of Wills Point                  | 07/03/2008  | 1.00:1    | 18,600.00 | 3,720.00 | 0.00     | 14,880.00 | 14,880.00 |
|    |       | POLLUTION PREVENTION                 | The Respondent shall contribute to the Third-Party Recipient pursuant to the agreement between the Third-Party Recipient and the TCEQ. Specifically, the contribution will be used to provide low income rural homeowners with assistance to enable the repair or replacement of their failing on-site wastewater systems. SEP monies will be used to pay for the labor and materials costs related to repairing or replacing the failing systems. The recipients will not be charged for the cost of replacing or repairing the failing systems.   | 14,880.00 | 14,880.00 |          |          |           |           |
| WQ | 34872 | Texas Department of Criminal Justice | 06/05/2008  | 1.00:1    | 3,220.00  | 644.00   | 0.00     | 2,576.00  | 2,576.00  |
|    |       | CLEAN UP                             | The Respondent shall contribute to the Third-Party Recipient pursuant to the agreement between the Third-Party Recipient and the TCEQ. Specifically, the contribution will be used to clean-up sites where tires have been disposed of illegally. Eligible sites will be limited to those where a responsible party cannot be found and where reasonable efforts have been made to prevent the dumping. SEP monies will be used to pay for the direct cost of collecting and disposing of tires. All dollars contributed will be used solely for the direct cost of the project and no portion will be spent on administrative costs. The SEP will be done in accordance with all federal, state and local environmental laws and regulations.  | 2,576.00  | 2,576.00  |          |          |           |           |
| WQ | 33652 | City of Rogers                       | 01/28/2008  | 1.00:1    | 12,600.00 | 2,520.00 | 0.00     | 10,080.00 | 10,080.00 |
|    |       | CLEAN UP                             | The Respondent shall establish and conduct an annual county wide used tire collection and recycling event in which used tires may be dropped off at a designated location by citizens at no cost to the public. The Respondent agrees to hold a minimum of three annual events within a three year period after the effective date of this Agreed Order. To conduct the event, the Respondent shall purchase equipment to demount and cut tires, and shall use a licensed hauler to remove and dispose of or recycle the tires.   | 10,080.00 | 10,080.00 |          |          |           |           |
| WQ | 35194 | Red River Redevelopment Authority    | 08/29/2008  | 1.00:1    | 11,880.00 | 0.00     | 5,940.00 | 5,940.00  | 5,940.00  |

\* There are Multiple Respondent Names associated to this Case No.

## Appendix 10: List of SEP's & SEP Projects - FY 2008

### Single Program

|    |                      |  |  |        |           |          |          |          |          |
|----|----------------------|--|--|--------|-----------|----------|----------|----------|----------|
|    | CLEAN UP             |  | The Respondent shall contribute to the Third-Party Recipient pursuant to the agreement between the Third-Party Recipient and the TCEQ. Specifically, the contribution will be used to coordinate with city and/or county governmental officials regarding the clean up of sites where trash has been disposed of illegally. Eligible sites will be limited to those where a responsible party can not be identified and where there is no pre-existing obligation to clean up the site by the owner or the government. Additionally, reasonable efforts must have already been taken to prevent the dumping. SEP monies will be used to pay for the direct cost of collection and disposal of debris. All dollars contributed will be used solely for the direct cost of the project and no portion will be spent on administrative costs. The SEP will be done in accordance with all federal, state and local environmental laws and regulations.  |        |           |          | 5,940.00 | 5,940.00 |          |
| WQ | 31542                | DRENNAN DAY CUSTOM HOMES INC.                              | 11/09/2007   | 1.00:1 | 16,000.00 | 3,200.00 | 6,400.00 | 6,400.00 | 6,400.00 |
|    | POLLUTION REDUCTION  |  | The Respondent shall contribute the SEP amount to the Third-Party Recipient pursuant to the agreement between the Third-Party Recipient and the TCEQ. Specifically, Respondent shall contribute to RC&D for its Abandoned Tire Clean-Up project in Williamson County. The SEP contribution will be used to clean up sites in Williamson County where tires have been disposed of illegally. Eligible sites will be limited to those where a responsible party cannot be found and where reasonable efforts have been made to prevent the dumping.  |        |           |          | 6,400.00 | 6,400.00 |          |
| WQ | 24509                | City of La Coste   | 04/14/2008   | 1.00:1 | 8,120.00  | 0.00     | 0.00     | 8,120.00 | 8,120.00 |
|    | POLLUTION PREVENTION |  | Performing Party shall establish, operate and maintain water quality monitoring stations in streams, lakes, rivers, or other water bodies within one hundred miles of San Marcos, Texas. The stations will consist of ambient water quality monitoring instruments, meteorological instruments, and ancillary equipment. The primary objective of these new monitoring stations is to provide continuous monitoring of area water quality. The information collected will be non-regulatory, and will be used to monitor the quality and safety of Texas surface waters, and to assess the state of the environment with real-time or near real-time monitoring data. SEP monies will be used to pay for the instrumentation, installation, and maintenance and/or operation of the instrumentation, data validation, software license, and web server costs.  |        |           |          | 8,120.00 | 8,120.00 |          |
| WQ | 24393                | City of Dilley   | 07/03/2008   | 1.00:1 | 2,540.00  | 508.00   | 0.00     | 2,032.00 | 2,032.00 |
|    | CLEAN UP             |  | Respondent shall contribute the SEP Amount to the Third-Party Recipient pursuant to the agreement between the Third-Party Recipient and the TCEQ. Specifically, the contribution will be to the Texas Association of Resource Conservation and Development Areas, Inc. (RC&D) and shall be used to clean up sites where tires have been disposed of illegally. Remaining SEP monies not completely spent on the Abandoned Tire Cleanup project in the City of Dilley may, in the alternative, be spent on an Unauthorized Trash Dump Cleanup, Wastewater Treatment Assistance, or other approved project within Frio County. Specifically, SEP monies will be used to pay for the labor and disposal costs associated with proper clean up and disposal of abandoned tires, clean up of unauthorized trash dumps, to assist to low-income residents with failing on site wastewater systems, to plug abandoned wells, or to conduct antifreeze recycling. Eligible cleanup up sites will be limited to those where a responsible party cannot be found and where reasonable efforts have been made to prevent the dumping. |        |           |          | 2,032.00 | 2,032.00 |          |
| WQ | 34180                | Orange County Water Control and Improvement District No. 1 | 02/08/2008   | 1.00:1 | 4,500.00  | 900.00   | 0.00     | 3,600.00 | 3,600.00 |

\* There are Multiple Respondent Names associated to this Case No.

## Appendix 10: List of SEP's & SEP Projects - FY 2008

### Single Program

|    |                      |  |            |           |           |          |          |           |           |
|----|----------------------|--|------------|-----------|-----------|----------|----------|-----------|-----------|
|    | POLLUTION PREVENTION | The Respondent shall contribute to the Third-Party Recipient pursuant to the agreement between the Third-Party Recipient and the TCEQ. Specifically, the contribution will be used to provide low income rural homeowners with assistance to enable the repair or replacement of their failing on-site wastewater systems. SEP monies will be used to pay for the labor and materials costs related to repairing or replacing the failing systems. The recipients will not be charged for the cost of replacing or repairing the failing systems   | 3,600.00   | 3,600.00  |           |          |          |           |           |
| WQ | 34744                | City of the Colony   | 06/19/2008 | 1.00:1    | 51,000.00 | 0.00     | 0.00     | 51,000.00 | 51,000.00 |
|    | POLLUTION REDUCTION  | The Respondent shall perform an erosion control project along the Heron Cove outfall area above Lake Lewisville in Denton County. The project will involve the use of a contractor to install a new headwall, energy dissipater, and grouted rock riprap to reduce the velocity of drainage downstream of the structure. Soil erosion in this area has been causing excessive sedimentation into Lake Lewisville.  | 51,000.00  | 51,000.00 |           |          |          |           |           |
| WQ | 32428                | City of Bartlett   | 10/04/2007 | 1.00:1    | 10,280.00 | 2,056.00 | 0.00     | 8,224.00  | 8,224.00  |
|    | POLLUTION PREVENTION | The Respondent shall hold a six-week event for the collection and recycling of waste tires, batteries, electronics, and other recyclable or reusable materials. In addition to accepting the items at a designated drop-off location, the Respondent shall pick items for citizens who have no other way of bringing the materials to the drop-off location. The event will be advertised in two local papers, and on utility bill mailings prior to the event. The Respondent shall ensure that the event:<br><br><ul style="list-style-type: none"> <li>" offers to the public a convenient drop-off location;</li> <li>" offers to the public special pick-up for recyclable materials;</li> <li>" is organized and conducted by City employees and volunteers;</li> <li>" includes recycling of electronics; and</li> <li>" is advertised in: <ul style="list-style-type: none"> <li>¢ a newspaper of large circulation in the geographic area,</li> <li>¢ utility bill mail-outs.</li> </ul> </li> </ul> <p>The Respondent shall collect, transport, dispose of or recycle the collected materials. SEP monies will be used for heavy equipment such as roll-off bins, trailers, overtime labor of employees, public announcement of the event, and disposal and recycling costs.</p> | 8,224.00   | 8,224.00  |           |          |          |           |           |
| WQ | 33117                | City of Mexia  | 02/08/2008 | 1.00:1    | 26,688.00 | 5,337.00 | 0.00     | 21,351.00 | 21,351.00 |
|    | POLLUTION PREVENTION | The Respondent shall repair or replace failing, broken, or inadequately designed private sewer lines, access units, and clean-outs for approximately 20 low to moderate income residents in Limestone County. The failure of some of the existing lines has resulted in overflows of untreated sewage to the environment, causing unsanitary conditions and environmental concerns. The Respondent shall provide this service at no cost to the residents. The Respondent shall use the SEP Offset Amount only for the direct cost of implementing the project and no portion shall be spent on administrative costs. The Respondent shall use its own labor only on weekends or after-hours and will be reimbursed at an overtime rate. If the Respondent uses contract labor, it will be reimbursed at a regular hourly rate.  | 21,351.00  | 21,351.00 |           |          |          |           |           |
| WQ | 32867                | MeadWestvaco Texas, L.P.   | 11/19/2007 | 1.00:1    | 12,525.00 | 2,505.00 | 5,010.00 | 5,010.00  | 5,010.00  |
|    | POLLUTION PREVENTION | The Respondent shall contribute to the Third-Party Recipient pursuant to the agreement between the Third-Party Recipient and the TCEQ. Specifically, the contribution will be used to provide low income rural homeowners with assistance to enable the repair or replacement of their failing on-site wastewater systems. SEP monies will be used to pay for the labor and materials costs related to repairing or replacing the failing systems. The recipients will not be charged for the cost of replacing or repairing the failing systems.<br><br>The Respondent certifies that there is no prior commitment to do this project and that it is being performed solely in an effort to settle this enforcement action.   | 5,010.00   | 5,010.00  |           |          |          |           |           |
| WQ | 29277                | Gulf Coast Trades Center   | 09/21/2007 | 1.00:1    | 6,985.00  | 1,397.00 | 0.00     | 5,588.00  | 5,588.00  |

\* There are Multiple Respondent Names associated to this Case No.



## Appendix 10: List of SEP's & SEP Projects - FY 2008

### Single Program

|                           |       |   |            |        |          |          |          |          |          |
|---------------------------|-------|---|------------|--------|----------|----------|----------|----------|----------|
| ENVIRONMENTAL RESTORATION |       | <p>Endangered Species Habitat Restoration</p> <p>Respondent shall perform an endangered species habitat restoration project in the Sam Houston National Forest. The restoration project shall restore and enhance habitat areas for the endangered Red-Cockaded Woodpecker by completing mid-story growth control projects within the National Forest.</p> <p>The Red-Cockaded Woodpecker has been on the list of endangered species since 1973 due to destruction of habitable areas (known as "clusters") that it needs for food and shelter, from cutting of mature pinewood timber stands. The Red-Cockaded Woodpecker prefers mid- to large-size stands of live mature pine trees of a 10" diameter or larger, with limited understory growth within a 200 foot radius of its nesting area, and a surrounding foraging area of approximately one-half mile of mature pine.</p> <p>To provide a habitat for this endangered species, Respondent shall remove undesirable understory growth as described above, during periods that would not disturb the birds during nesting season. (Nesting season is from March through June of each year).</p> <p>Respondent shall coordinate participation of at-risk youth from the Gulf Coast Trade Center to perform the habitat restoration. The youth will learn about the dangers and consequences of loss of habitat of the species, as well as the environmental benefits accrued from performing the restoration. The youths will additionally receive certificates of achievement for their participation in the project. The restored areas will be a part of an educational program for visitors to the National Forest.</p> <p>Respondent shall use SEP funds to pay for tools to conduct the clearing, for travel costs to and from the work site, and for other direct costs necessary to perform the SEP.</p> |            |        |          |          | 5,088.00 | 5,088.00 |          |
| POLLUTION REDUCTION       |       | <p>Illegal Trash Dump Clean Up</p> <p>Respondent shall perform an illegal trash dump clean up within the Sam Houston National Forest. Areas of the Forest have become the site for sporadic dumping of solid wastes. Respondent shall coordinate participation of at-risk youth from the Gulf Coast Trade Center to perform the clean-ups. The youth will learn about the dangers and consequences of illegal dumping, as well as the environmental benefits accrued from performing the clean ups. The youths will additionally receive certificates of achievement for their participation in the project.</p> <p>Respondent shall use SEP funds to pay for tools to conduct the clearing, for travel costs to and from the work site, disposal of collected wastes, and for other direct costs of the SEP.</p>   |            |        |          |          | 500.00   | 500.00   |          |
| WQ                        | 34515 | Austin Equipment Company, LC  | 03/08/2008 | 1.00:1 | 3,410.00 | 682.00   | 1,364.00 | 1,364.00 | 1,364.00 |
| CLEAN UP                  |       | <p>The Respondent shall contribute to the Third-Party Recipient pursuant to the agreement between the Third-Party Recipient and the TCEQ. Specifically, the contribution will be used to coordinate with city and/or county governmental officials regarding the clean up of sites where trash has been disposed of illegally. Eligible sites will be limited to those where a responsible party can not be identified and where there is no pre-existing obligation to clean up the site by the owner or the government. Additionally, reasonable efforts must have already been taken to prevent the dumping. SEP monies will be used to pay for the direct cost of collection and disposal of debris. All dollars contributed will be used solely for the direct cost of the project and no portion will be spent on administrative costs. The SEP will be done in accordance with all federal, state and local environmental laws and regulations.</p>  |            |        |          |          | 1,364.00 | 1,364.00 |          |
| WQ                        | 34693 | City of Runaway Bay   | 06/05/2008 | 1.00:1 | 9,675.00 | 1,935.00 | 0.00     | 7,740.00 | 7,740.00 |

\* There are Multiple Respondent Names associated to this Case No.

## Appendix 10: List of SEP's & SEP Projects - FY 2008

### Single Program

|    |                           |   |            |           |           |          |          |           |           |
|----|---------------------------|---|------------|-----------|-----------|----------|----------|-----------|-----------|
|    | CLEAN UP                  | The Respondent shall perform cleanup of illegal dumpsites in Wise County. The Respondent shall use SEP monies to pay for the labor and disposal costs associated with proper clean up and disposal or recycling of materials from unauthorized trash dumps, including abandoned tires, used motor oil, oil filters, and other wastes. Eligible clean up sites will be limited to those where a responsible party cannot be found and where reasonable efforts have been made to prevent the dumping. The Respondent shall attempt to prevent future dumping at publicly-accessible sites by posting no dumping signs at those locations.  | 7,740.00   | 7,740.00  |           |          |          |           |           |
| WQ | 33185                     | City of Morgan's Point  | 01/28/2008 | 1.00:1    | 7,955.00  | 1,591.00 | 0.00     | 6,364.00  | 6,364.00  |
|    | ENVIRONMENTAL ENHANCEMENT | The Respondent shall contribute to the Third-Party Recipient pursuant to the agreement between the Third-Party Recipient and the TCEQ. Specifically, the contribution will be used to pay for the labor and materials costs associated with conducting prescribed burns, removing non-native trees, and for planting native trees and plants.<br><br>The Respondent certifies that there is no prior commitment to do this project and that it is being performed solely in an effort to settle this enforcement action.  | 6,364.00   | 6,364.00  |           |          |          |           |           |
| WQ | 34924                     | City of Hemphill  | 05/22/2008 | 1.00:1    | 5,550.00  | 1,110.00 | 0.00     | 4,440.00  | 4,440.00  |
|    | POLLUTION PREVENTION      | The Respondent shall contribute to the Third-Party Recipient pursuant to the agreement between the Third-Party Recipient and the TCEQ. Specifically, the contribution will be used to provide low income rural homeowners with assistance to enable the repair or replacement of their failing on-site wastewater systems. SEP monies will be used to pay for the labor and materials costs related to repairing or replacing the failing systems. The recipients will not be charged for the cost of replacing or repairing the failing systems.<br><br>The Respondent certifies that there is no prior commitment to do this project and that it is being performed solely in an effort to settle this enforcement action.  | 4,440.00   | 4,440.00  |           |          |          |           |           |
| WQ | 34730                     | Sterling Chemicals, Inc.  | 06/05/2008 | 1.00:1    | 7,875.00  | 1,575.00 | 3,150.00 | 3,150.00  | 3,150.00  |
|    | CLEAN UP                  | The Respondent will contribute to Galveston Bay Foundation "Marsh Mania" in Galveston County. The contribution will be used in accordance with the Supplemental Environmental Project Agreement between the Galveston Bay Foundation and the Texas Commission on Environmental Quality. SEP monies will be used to restore shoreline elevations, growing plants for shoreline restoration, and planting new habitat. Historic subsidence and erosion have resulted in shoreline elevations which are too low to support vegetation. This project will seek to raise elevations by scraping and terracing. Scraping involves the use of earthmoving equipment to grade an eroded, bluff-like shoreline so that it slopes gradually towards the water resulting in the ability of plant growth. Terracing uses earthmoving equipment to create small levees by burrowing and stacking sediment in shallow water. The high elevation can then be planted with emergent vegetation. SEP monies will be used to pay for the direct costs of the implementation of the project, including material, equipment, and labor costs. | 3,150.00   | 3,150.00  |           |          |          |           |           |
| WQ | 33746                     | City of Plano   | 07/21/2008 | 1.00:1    | 27,000.00 | 0.00     | 0.00     | 27,000.00 | 27,000.00 |
|    | POLLUTION PREVENTION      | The Respondent shall contribute to the Third-Party Recipient pursuant to the agreement between the Third-Party Recipient and the TCEQ. Specifically, the contribution will be used to provide low income rural homeowners with assistance to enable the repair or replacement of their failing on-site wastewater systems. SEP monies will be used to pay for the labor and materials costs related to repairing or replacing the failing systems. The recipients will not be charged for the cost of replacing or repairing the failing systems  | 27,000.00  | 27,000.00 |           |          |          |           |           |
| WQ | 34159                     | Chusei (U.S.A.), Inc.   | 02/08/2008 | 1.00:1    | 7,750.00  | 1,550.00 | 3,100.00 | 3,100.00  | 3,100.00  |

\* There are Multiple Respondent Names associated to this Case No.

## Appendix 10: List of SEP's & SEP Projects - FY 2008

### Single Program

|    |                      |                                |  |        |           |          |          |          |          |
|----|----------------------|--------------------------------|--|--------|-----------|----------|----------|----------|----------|
|    | CLEAN UP             |                                | The Respondent will contribute to Galveston Bay Foundation "Marsh Mania" in Harris County. The contribution will be used in accordance with the Supplemental Environmental Project Agreement between the Galveston Bay Foundation and the Texas Commission on Environmental Quality. SEP monies will be used to restore shoreline elevations, growing plants for shoreline restoration, and planting new habitat. Historic subsidence and erosion have resulted in shoreline elevations which are too low to support vegetation. This project will seek to raise elevations by scraping and terracing. Scraping involves the use of earthmoving equipment to grade an eroded, bluff-like shoreline so that it slopes gradually towards the water resulting in the ability of plant growth. Terracing uses earthmoving equipment to create small levees by burrowing and stacking sediment in shallow water. The high elevation can then be planted with emergent vegetation. SEP monies will be used to pay for the direct costs of the implementation of the project, including material, equipment, and labor costs. |        |           |          | 3,100.00 | 3,100.00 |          |
| WQ | 25481                | Presbyterian Mo-Ranch Assembly | 11/19/2007   | 1.00:1 | 5,100.00  | 1,020.00 | 0.00     | 4,080.00 | 4,080.00 |
|    | POLLUTION PREVENTION |                                | The Respondent shall contribute to the Third-Party Recipient pursuant to the agreement between the Third-Party Recipient and the TCEQ. Specifically, the contribution will be used to provide low income rural homeowners with assistance to enable the repair or replacement of their failing on-site wastewater systems. SEP monies will be used to pay for the labor and materials costs related to repairing or replacing the failing systems. The recipients will not be charged for the cost of replacing or repairing the failing systems.  |        |           |          | 4,080.00 | 4,080.00 |          |
| WQ | 26202                | City of Crockett               | 04/03/2008   | 1.00:1 | 7,865.00  | 0.00     | 0.00     | 7,865.00 | 7,865.00 |
|    | POLLUTION REDUCTION  |                                | The Respondent shall perform an erosion control project on approximately 1500 feet of Town Branch Creek between Bell Avenue and a point 100 feet north of Dallas Street in the City of Crockett. The Respondent shall remove and properly dispose of dead trees and debris, including cement blocks that have fallen into the creek from an old abandoned cotton gin. Additionally, the Respondent shall securely plant native grasses along the stream bank and encourage vegetation to prevent bank erosion.<br><br>The Respondent shall perform this project in accordance with all federal, state and local environmental laws and regulations. The Respondent shall use the SEP Offset Amount only for the direct cost of implementing the project and no portion shall be spent on administrative costs. To the extent it can be documented, City of Crockett will receive credit for the overtime hours its employees and equipment are used in implementing the SEP. City of Crockett will also not receive credit for gratuities and/or inducements for volunteers.   |        |           |          | 7,865.00 | 7,865.00 |          |
| WQ | 34797                | City of Angleton               | 04/14/2008   | 1.00:1 | 11,250.00 | 2,250.00 | 0.00     | 9,000.00 | 9,000.00 |

\* There are Multiple Respondent Names associated to this Case No.

## Appendix 10: List of SEP's & SEP Projects - FY 2008

### Single Program

|    |                      |  |            |            |            |           |           |            |            |
|----|----------------------|--|------------|------------|------------|-----------|-----------|------------|------------|
|    | POLLUTION REDUCTION  | The Respondent will contribute to Houston-Galveston AERCO's Clean Cities/Clean Vehicles Program in Brazoria County. The contribution will be used in accordance with the Supplemental Environmental Project Agreement between the Houston-Galveston AERCO and the Texas Commission on Environmental Quality. SEP monies will be used to aid local school districts and area transit agencies in reaching local match requirements mandated by the Federal Highway Administration's ("FHWA") Congestion Mitigation/Air Quality funding program. SEP monies will be disbursed to school districts and transit agencies in need of funding assistance in the Houston-Galveston non-attainment area. Those SEP monies will be used exclusively by the school districts and transit agencies as supplements to meet the local match requirements of the EPA. SEP monies will be used to pay for the cost of replacing older diesel buses with alternative fueled or clean diesel buses. The old buses will be permanently retired and only sold for scrap. The schools and transit agencies will also use the SEP monies to retrofit more buses to reduce emissions. Houston-Galveston AERCO will send the TCEQ verification in the form of paid invoices and other documentation to show that the retrofits were completed. Retrofit technologies include particulate matter traps, diesel particulate matter filters, NOx reduction catalyst technology in combination with diesel particulate filters, and other emission control technologies that are developed and approved by EPA or the California Air Resources Board. | 9,000.00   | 9,000.00   |            |           |           |            |            |
| WQ | 34726                | City of Pottsboro  | 07/21/2008 | 1.00:1     | 194,725.00 | 73,828.00 | 0.00      | 120,897.00 | 120,897.00 |
|    | POLLUTION REDUCTION  | Respondent shall conduct erosion control and creek cleanup projects in two creeks that discharge to Lake Texoma in Grayson County. Respondent shall conduct the work on portions of the two creeks located at the 200 block of East FM 120 and the 500 block of East FM 120. The project will involve using contract labor to install gabion baskets and perform creek cleanup activities. All portions of the project will be performed in accordance with all federal, state and local laws and regulations. Respondent shall use the SEP Offset Amount only for the direct cost of implementing the project and no portion shall be spent on administrative costs.  | 120,897.00 | 120,897.00 |            |           |           |            |            |
| WQ | 34434                | BAE Systems Tactical Vehicle Systems LP  | 06/05/2008 | 1.00:1     | 28,244.00  | 5,648.00  | 11,298.00 | 11,298.00  | 11,298.00  |
|    | POLLUTION PREVENTION | The Respondent shall contribute to the Third-Party Recipient pursuant to the agreement between the Third-Party Recipient and the TCEQ. Specifically, the contribution will be used to provide low income rural homeowners with assistance to enable the repair or replacement of their failing on-site wastewater systems. SEP monies will be used to pay for the labor and materials costs related to repairing or replacing the failing systems. The recipients will not be charged for the cost of replacing or repairing the failing systems.<br><br>The Respondent certifies that there is no prior commitment to do this project and that it is being performed solely in an effort to settle this enforcement action.   | 11,298.00  | 11,298.00  |            |           |           |            |            |
| WQ | 33460                | Texas Department of Criminal Justice   | 01/12/2008 | 1.00:1     | 3,660.00   | 732.00    | 0.00      | 2,928.00   | 2,928.00   |
|    | CLEAN UP             | The Respondent shall contribute to the Third-Party Recipient pursuant to the agreement between the Third-Party Recipient and the TCEQ. Specifically, the contribution will be used to clean-up sites where tires have been disposed of illegally. Eligible sites will be limited to those where a responsible party cannot be found and where reasonable efforts have been made to prevent the dumping. SEP monies will be used to pay for the direct cost of collecting and disposing of tires. All dollars contributed will be used solely for the direct cost of the project and no portion will be spent on administrative costs. The SEP will be done in accordance with all federal, state and local environmental laws and regulations.<br><br>The Respondent certifies that there is no prior commitment to do this project and that it is being performed solely in an effort to settle this enforcement action.  | 2,928.00   | 2,928.00   |            |           |           |            |            |
| WQ | 32879                | City of Rockdale   | 11/19/2007 | 1.00:1     | 7,100.00   | 0.00      | 0.00      | 7,100.00   | 7,100.00   |

\* There are Multiple Respondent Names associated to this Case No.

## Appendix 10: List of SEP's & SEP Projects - FY 2008

### Single Program

|   |                      |   |  |        |          |          |      |          |          |
|---|----------------------|---|--|--------|----------|----------|------|----------|----------|
|   | CLEAN UP             |   | The Respondent shall hold a one-day city-wide used tire collection clean up event and shall recycle reusable tires. The Respondent shall ensure that the final transport and disposal or recycling of tires will be conducted by a certified contractor. The Respondent shall post NO DUMPING signs in publicly owned areas within the City limits that experience chronic tire dumping.   |        | 7,100.00 | 7,100.00 |      |          |          |
| WQ  | 24906                | City of Kerens  | 08/15/2008   | 1.00:1 | 3,300.00 | 660.00   | 0.00 | 2,640.00 | 2,640.00 |
|   | POLLUTION PREVENTION |   | Respondent shall hold a one-day event for the collection, recycling, or disposal of tires, batteries, electronics, and lawn clippings. Respondent shall offer to the public a designated drop-off location where the public can drop off wastes for disposal and recycling at no cost to the citizens. The event will be advertised in a local newspaper to ensure public awareness of the event.<br><br>Respondent shall ensure that the event:<br><br>" is advertised to the public;<br>" occurs on at least one weekend day during daylight hours;<br>" offers to the public a convenient drop-off location; and<br>" includes recycling of electronics and vegetative debris   |        | 2,640.00 | 2,640.00 |      |          |          |
|   | POLLUTION PREVENTION |   | This case was originally proposed to be combined with Docket 2004-0623-MWD-E; however, they were not combined so the SEP was withdrawn on this case.   |        | 0.00     | 0.00     |      |          |          |
| WQ  | 33131                | City of Stockdale   | 02/18/2008   | 1.00:1 | 8,060.00 | 1,612.00 | 0.00 | 6,448.00 | 6,448.00 |
|   | CLEAN UP             |   | The Respondent shall contribute to the Third-Party Recipient pursuant to the agreement between the Third-Party Recipient and the TCEQ. Specifically, the contribution will be used to clean-up sites where tires have been disposed of illegally. Eligible sites will be limited to those where a responsible party cannot be found and where reasonable efforts have been made to prevent the dumping. SEP monies will be used to pay for the direct cost of collecting and disposing of tires. All dollars contributed will be used solely for the direct cost of the project and no portion will be spent on administrative costs. The SEP will be done in accordance with all federal, state and local environmental laws and regulations.   |        | 6,448.00 | 6,448.00 |      |          |          |
| WQ  | 33288                | Young Men's Christian Association of The Greater Houston Area | 12/20/2007   | 1.00:1 | 7,700.00 | 1,540.00 | 0.00 | 6,160.00 | 6,160.00 |
|   | POLLUTION PREVENTION |   | The Respondent shall contribute to the Third-Party Recipient pursuant to the agreement between the Third-Party Recipient and the TCEQ. Specifically, the contribution will be used to provide low income rural homeowners with assistance to enable the repair or replacement of their failing on-site wastewater systems. SEP monies will be used to pay for the labor and materials costs related to repairing or replacing the failing systems. The recipients will not be charged for the cost of replacing or repairing the failing systems.<br><br>The Respondent certifies that there is no prior commitment to do this project and that it is being performed solely in an effort to settle this enforcement action.   |        | 6,160.00 | 6,160.00 |      |          |          |
| WQ  | 32578                | City of Commerce  | 10/04/2007   | 1.00:1 | 7,450.00 | 0.00     | 0.00 | 7,450.00 | 7,450.00 |
|   | CLEAN UP             |   | The Respondent shall establish a citizen scrap tire disposal and processing facility where citizens may dispose of used tires and shall hold a one-day county-wide used tire collection event at no cost to the residents. The Respondent shall offer a drop off site on City property where it will collect, dismount, cut, and properly dispose of tires dropped off by citizens from any portion of Hunt County. The Respondent shall advertise the event in a newspaper to ensure public participation. SEP funds will be used for heavy equipment such as use of a dump truck, box blade tractor, for purchase of a Model 9100 Tire Cutter (estimated costs of \$4,900), a Model 4501 Tire Changer (estimated cost of \$3,549), and other direct costs of performance such as fuel and disposal costs. The Respondent agrees to continue to use the tire cutter and changer for performing tire disposal operations for at least three years from the date of the Agreed Order. |        | 7,450.00 | 7,450.00 |      |          |          |
| * There are Multiple Respondent Names associated to this Case No. |                      |   |  |        |          |          |      |          |          |

## Appendix 10: List of SEP's & SEP Projects - FY 2008

### Single Program

|    |       |   |  |        |           |          |      |           |           |
|----|-------|---|--|--------|-----------|----------|------|-----------|-----------|
| WQ | 25342 | Peaster Independent School District Public Facility Corporation | 09/21/2007   | 1.00:1 | 9,870.00  | 1,974.00 | 0.00 | 7,896.00  | 7,896.00  |
|    |       | POLLUTION REDUCTION   | Respondent shall contribute the SEP Amount to the Third-Party Recipient pursuant to the Supplemental Environmental Project Agreement between the Texas Association of Resource Conservation and Development Areas, Inc. and the Texas Commission on Environmental Quality. Specifically, the contribution will be used to cover the direct cost of the project to provide low-income rural homeowners with failing on-site wastewater treatment systems assistance to enable repair or replacement of their failing systems. All dollars contributed will be used solely for the direct cost of the project and no portion will be spent on administrative costs. The SEP will be done in accordance with all federal, state and local environmental laws and regulations.   |        |           |          |      | 7,896.00  | 7,896.00  |
| WQ | 24899 | City of Collinsville  | 02/08/2008   | 1.00:1 | 3,820.00  | 764.00   | 0.00 | 3,056.00  | 3,056.00  |
|    |       | ENVIRONMENTAL RESTORATION                                       | The Respondent shall extend first-time sewer service to one low-income household in a rural area that is currently utilizing an older on-site septic system. The septic system is located at 26360 FM 902 in Collinsville. The Respondent agrees to properly decommission (remove or backfill) the existing septic tank at no cost to the owner.   |        |           |          |      | 3,056.00  | 3,056.00  |
| WQ | 33283 | City of Cleveland   | 11/09/2007   | 1.00:1 | 1,287.00  | 257.00   | 0.00 | 1,030.00  | 1,030.00  |
|    |       | POLLUTION PREVENTION  | The Respondent shall contribute to the Third-Party Recipient pursuant to the agreement between the Third-Party Recipient and the TCEQ. Specifically, the contribution will be used to provide low income rural homeowners with assistance to enable the repair or replacement of their failing on-site wastewater systems. SEP monies will be used to pay for the labor and materials costs related to repairing or replacing the failing systems. The recipients will not be charged for the cost of replacing or repairing the failing systems.<br><br>The Respondent certifies that there is no prior commitment to do this project and that it is being performed solely in an effort to settle this enforcement action.   |        |           |          |      | 1,030.00  | 1,030.00  |
| WQ | 34617 | City of San Augustine   | 08/15/2008   | 1.00:1 | 5,200.00  | 1,040.00 | 0.00 | 4,160.00  | 4,160.00  |
|    |       | POLLUTION PREVENTION  | The Respondent shall contribute to the Third-Party Recipient pursuant to the agreement between the Third-Party Recipient and the TCEQ. Specifically, the Third-Party Recipient shall repair or replace failing water systems or on-site wastewater systems for low income homeowners. The Third-Party Recipient shall use SEP funds to pay for the labor and materials costs related to repairing or replacing the failing systems. The recipients will not be charged for the cost of replacing or repairing the failing systems. The Third-Party recipient shall use a consistent and documented system for determining eligible participants.   |        |           |          |      | 4,160.00  | 4,160.00  |
| WQ | 32576 | City of Teague  | 10/25/2007   | 1.00:1 | 8,280.00  | 1,656.00 | 0.00 | 6,624.00  | 6,624.00  |
|    |       | CLEAN UP  | The Respondent shall contribute the SEP Amount to the Third-Party Recipient pursuant to the agreement between the Third-Party Recipient and the TCEQ. Specifically, the contribution will be used to provide local residents with a means of properly disposing household hazardous wastes such as paint, thinners, pesticides, oil and gas, corrosive cleaners, and fertilizers in one day collection events. SEP monies will be used to pay for the associated labor, materials, and disposal costs. Citizens will not be charged disposal fees. The project is administered in accordance with TCEQ guidance on household hazardous waste and in compliance with federal, state, and local environmental laws and regulations. All dollars contributed will be used solely for the direct cost of the project and no portion will be spent on administrative costs. |        |           |          |      | 6,624.00  | 6,624.00  |
| WQ | 34404 | Smith County MUD 1  | 04/14/2008   | 1.00:1 | 13,275.00 | 2,655.00 | 0.00 | 10,620.00 | 10,620.00 |

\* There are Multiple Respondent Names associated to this Case No.

## Appendix 10: List of SEP's & SEP Projects - FY 2008

### Single Program

|    |                           |  |            |           |           |          |          |           |           |
|----|---------------------------|--|------------|-----------|-----------|----------|----------|-----------|-----------|
|    | ENVIRONMENTAL ENHANCEMENT | The Respondent will contribute to Tyler Audubon Society Habitat Improvement for its habitat improvement on Langley Island on Lake Tyler. The contribution will be used in accordance with the Supplemental Environmental Project Agreement between the Audubon Society and the Texas Commission on Environmental Quality. Specifically, the contribution will be used for transportation via boat to the island, for purchase of hand tools for clearing undergrowth and unwanted trees, and for needed signs to mark trails and post rules for island usage.  | 10,620.00  | 10,620.00 |           |          |          |           |           |
| WQ | 35087                     | City of Houston  | 08/29/2008 | 1.00:1    | 7,250.00  | 1,450.00 | 0.00     | 5,800.00  | 5,800.00  |
|    | ENVIRONMENTAL RESTORATION | The Respondent shall contribute to the Third-Party Recipient pursuant to the agreement between the Third-Party Recipient and the TCEQ. Specifically, the contribution will be used to pay for the labor and materials costs associated with conducting prescribed burns, removing non-native trees, and for planting native trees and plants.  | 5,800.00   | 5,800.00  |           |          |          |           |           |
| WQ | 34826                     | City of Azle   | 08/29/2008 | 1.00:1    | 25,920.00 | 0.00     | 0.00     | 25,920.00 | 25,920.00 |
|    | POLLUTION PREVENTION      | Respondent shall hold a collection event to collect, properly dispose, or recycle household hazardous waste (HHW) and non-hazardous materials. Respondent shall offer drop off locations for HHW and other items at no cost to the public. The collection event will include collection and proper disposal or recycling of used paint, acids, cleaners, pesticides, herbicides, oil, oil filters, batteries, and antifreeze. Respondent shall also collect and properly dispose of or recycle non-hazardous materials such as tires, brush, concrete, logs, furniture, and other large bulky items.   | 25,920.00  | 25,920.00 |           |          |          |           |           |
| WQ | 34405                     | Victoria County Wcid 1   | 04/03/2008 | 1.00:1    | 8,280.00  | 1,656.00 | 0.00     | 6,624.00  | 6,624.00  |
|    | CLEAN UP                  | The Respondent shall contribute to the Third-Party Recipient pursuant to the agreement between the Third-Party Recipient and the TCEQ. Specifically, the contribution will be used to coordinate with city and/or county governmental officials regarding the clean up of sites where trash has been disposed of illegally. Eligible sites will be limited to those where a responsible party can not be identified and where there is no pre-existing obligation to clean up the site by the owner or the government. Additionally, reasonable efforts must have already been taken to prevent the dumping. SEP monies will be used to pay for the direct cost of collection and disposal of debris. All dollars contributed will be used solely for the direct cost of the project and no portion will be spent on administrative costs. The SEP will be done in accordance with all federal, state and local environmental laws and regulations.  | 6,624.00   | 6,624.00  |           |          |          |           |           |
| WQ | 33497                     | Southwestern Public Service Company  | 01/12/2008 | 1.00:1    | 4,320.00  | 864.00   | 1,728.00 | 1,728.00  | 1,728.00  |
|    | CLEAN UP                  | The Respondent shall contribute to the Third-Party Recipient pursuant to the agreement between the Third-Party Recipient and the TCEQ. Specifically, the contribution will be used to coordinate with city and/or county governmental officials regarding the clean up of sites where trash has been disposed of illegally. Eligible sites will be limited to those where a responsible party can not be identified and where there is no pre-existing obligation to clean up the site by the owner or the government. Additionally, reasonable efforts must have already been taken to prevent the dumping. SEP monies will be used to pay for the direct cost of collection and disposal of debris. All dollars contributed will be used solely for the direct cost of the project and no portion will be spent on administrative costs. The SEP will be done in accordance with all federal, state and local environmental laws and regulations.<br><br>The Respondent certifies that there is no prior commitment to do this project and that it is being performed solely in an effort to settle this enforcement action. | 1,728.00   | 1,728.00  |           |          |          |           |           |
| WQ | 2875                      | City of Venus  | 02/18/2008 | 1.00:1    | 17,620.00 | 0.00     | 0.00     | 17,620.00 | 17,620.00 |

\* There are Multiple Respondent Names associated to this Case No.

## Appendix 10: List of SEP's & SEP Projects - FY 2008

### Single Program

|    |                      |   |            |           |           |          |          |           |           |
|----|----------------------|---|------------|-----------|-----------|----------|----------|-----------|-----------|
|    | CLEAN UP             | Respondent shall contribute the SEP Amount to the Third-Party Recipient pursuant to the agreement between the Third-Party Recipient and the TCEQ. Specifically, the Respondent shall contribute to the Texas Association of Resource Conservation & Development ("RC&D") for the Household Hazardous Waste Collection program, to be conducted within the geographic watershed of Johnson County. During the event, residents shall be allowed to bring household hazardous waste to the collection site for proper disposal. Specifically, SEP monies will pay for the labor and disposal costs associated with properly disposing of paint, thinners, pesticides, oil and gas, corrosive cleaners, and fertilizers. Citizens will not be charged disposal fees. The project will be administered in accordance with TCEQ guidance on household hazardous waste and in compliance with federal, state, and local environmental laws and regulations.   | 17,620.00  | 17,620.00 |           |          |          |           |           |
| WQ | 34171                | Houston Marine Services, Inc.   | 02/08/2008 | 1.00:1    | 3,960.00  | 792.00   | 1,584.00 | 1,584.00  | 1,584.00  |
|    | CLEAN UP             | The Respondent will contribute to Gulf Coast Waste Disposal Authority ("GCWDA") for its River, Lakes, Bays 'N Bayous Trash Bash in Harris County. The contribution will be used in accordance with the Supplemental Environmental Project Agreement between the GCWDA and the Texas Commission on Environmental Quality. Specifically, the contribution will be used to pay for materials, supplies, disposal costs, and transportation costs directly associated with the cleanup of trash and pollutants from the Galveston Bay and the San Jacinto watershed.  | 1,584.00   | 1,584.00  |           |          |          |           |           |
| WQ | 34939                | ExxonMobil Oil Corporation  | 06/19/2008 | 1.00:1    | 5,740.00  | 1,148.00 | 2,296.00 | 2,296.00  | 2,296.00  |
|    | POLLUTION REDUCTION  | The Respondent shall contribute to the Third-Party Recipient pursuant to the agreement between the Third-Party Recipient and the TCEQ. Specifically, the contribution will be used to aid local school districts, area transit agencies, and local governments in need of funding assistance to pay for the cost of the following activities to reduce emissions: 1) replacing older diesel buses with alternative fuelled or clean diesel buses; or 2) retrofitting older diesel buses with new, cleaner technology. The funds will be disbursed on a needs-rated basis, using non-attainment area status, condition of buses, and economic status of the recipient as possible rating factors if competition for the funds exists. To maximize funds, retrofitting will take priority over replacement of buses. Older buses deemed not suitable for retrofitting will be permanently retired and sold only for scrap.<br><br>Acceptable retrofit technologies include particulate matter traps, diesel particulate matter filters, nitrogen oxides (NOx) reduction catalyst technology in combination with diesel particulate filters, and other emission control technologies that are developed and approved by the United States Environmental Protection Agency ("EPA") or the California Air Resources Board. | 2,296.00   | 2,296.00  |           |          |          |           |           |
| WQ | 34675                | Rayburn Country Municipal Utility District  | 04/14/2008 | 1.00:1    | 4,410.00  | 882.00   | 0.00     | 3,528.00  | 3,528.00  |
|    | POLLUTION PREVENTION | The Respondent shall contribute to the Third-Party Recipient pursuant to the agreement between the Third-Party Recipient and the TCEQ. Specifically, the contribution will be used to provide low income rural homeowners with assistance to enable the repair or replacement of their failing on-site wastewater systems. SEP monies will be used to pay for the labor and materials costs related to repairing or replacing the failing systems. The recipients will not be charged for the cost of replacing or repairing the failing systems.   | 3,528.00   | 3,528.00  |           |          |          |           |           |
| WQ | 11900                | City of Elsa  | 01/12/2008 | 1.00:1    | 16,385.00 | 0.00     | 0.00     | 16,385.00 | 16,385.00 |

\* There are Multiple Respondent Names associated to this Case No.



## Appendix 10: List of SEP's & SEP Projects - FY 2008

### Single Program

|    |                      |   |            |           |           |          |          |          |          |
|----|----------------------|---|------------|-----------|-----------|----------|----------|----------|----------|
|    | CLEAN UP             | The Respondent shall contribute the SEP Amount to the Third-Party Recipient pursuant to the agreement between the Third-Party Recipient and the TCEQ. Specifically, the contribution will be used in the Texas Association of Resource Conservation and Development Areas, Inc. - Abandoned Tire Clean-Up Project which provides the coordinated clean-up of sites where tires have been disposed of illegally. Eligible sites will be limited to areas where a responsible party can not be identified and where there is no preexisting obligation to clean up the site by the owner of the property and where reasonable efforts have been or will be made to prevent the dumping. The contribution will be used for the direct cost of collection and disposal of debris and tires. The contribution from this agreement will be used to fund several clean up events which have an estimated cost of \$2,500 per event                         | 16,385.00  | 16,385.00 |           |          |          |          |          |
| WQ | 32721                | Velta Homes, Inc.   | 11/09/2007 | 1.00:1    | 2,000.00  | 400.00   | 800.00   | 800.00   | 800.00   |
|    | POLLUTION PREVENTION | The Respondent shall contribute to the Third-Party Recipient pursuant to the agreement between the Third-Party Recipient and the TCEQ. Specifically, the contribution will be used to provide low income rural homeowners with assistance to enable the repair or replacement of their failing on-site wastewater systems. SEP monies will be used to pay for the labor and materials costs related to repairing or replacing the failing systems. The recipients will not be charged for the cost of replacing or repairing the failing systems.<br><br>The Respondent certifies that there is no prior commitment to do this project and that it is being performed solely in an effort to settle this enforcement action.  |            |           |           |          | 800.00   | 800.00   |          |
| WQ | 26554                | City of Gustine   | 07/03/2008 | 1.00:1    | 10,575.00 | 2,115.00 | 0.00     | 8,460.00 | 8,460.00 |
|    | CLEAN UP             | The Respondent shall contribute to the Third-Party Recipient pursuant to the agreement between the Third-Party Recipient and the TCEQ. Specifically, the contribution will be used to coordinate with city and/or county governmental officials regarding the clean up of sites where trash has been disposed of illegally. Eligible sites will be limited to those where a responsible party can not be identified and where there is no pre-existing obligation to clean up the site by the owner or the government. Additionally, reasonable efforts must have already been taken to prevent the dumping. SEP monies will be used to pay for the direct cost of collection and disposal of debris. All dollars contributed will be used solely for the direct cost of the project and no portion will be spent on administrative costs. The SEP will be done in accordance with all federal, state and local environmental laws and regulations. |            |           |           |          | 8,460.00 | 8,460.00 |          |
| WQ | 34658                | Upper Trinity Regional Water District   | 06/05/2008 | 1.00:1    | 3,400.00  | 680.00   | 0.00     | 2,720.00 | 2,720.00 |
|    | CLEAN UP             | The Respondent shall hold a one-day household hazardous waste collection event at no cost to citizens in Denton County. The event shall include collection and proper disposal of cleaning products, paint thinners, petroleum products, and lawn fertilizers. The Respondent shall ensure that the event:<br><br>" occurs on a weekend during daylight hours;<br>" offers to the public a convenient drop-off location; and<br>" is advertised to the public to ensure participation in the event<br><br>The event will involve a staging area where Respondent's employees or contractors shall collect, sort, and properly seal the wastes for transport by a licensed transporter. SEP monies will be used for heavy equipment including roll-off bins, trailers, overtime labor of employees, public announcement of the event, disposal fees, and other approved costs.   |            |           |           |          | 2,720.00 | 2,720.00 |          |
| WQ | 32862                | City of Mertens   | 11/09/2007 | 1.00:1    | 5,100.00  | 1,020.00 | 0.00     | 4,080.00 | 4,080.00 |

\* There are Multiple Respondent Names associated to this Case No.

## Appendix 10: List of SEP's & SEP Projects - FY 2008

### Single Program

|    |                           |   |            |           |           |          |          |           |           |
|----|---------------------------|---|------------|-----------|-----------|----------|----------|-----------|-----------|
|    | CLEAN UP                  | The Respondent shall contribute to the Third-Party Recipient pursuant to the agreement between the Third-Party Recipient and the TCEQ. Specifically, the contribution will be used to clean-up sites where tires have been disposed of illegally. Eligible sites will be limited to those where a responsible party cannot be found and where reasonable efforts have been made to prevent the dumping. SEP monies will be used to pay for the direct cost of collecting and disposing of tires. All dollars contributed will be used solely for the direct cost of the project and no portion will be spent on administrative costs. The SEP will be done in accordance with all federal, state and local environmental laws and regulations.  | 4,080.00   | 4,080.00  |           |          |          |           |           |
| WQ | 14968                     | City of Kerens  | 09/21/2007 | 1.00:1    | 5,520.00  | 0.00     | 0.00     | 5,520.00  | 5,520.00  |
|    | POLLUTION REDUCTION       | Respondent shall hold a one-day event for the collection, recycling, or disposal of tires, batteries, electronics, and lawn clippings. Respondent shall offer to the public a designated drop-off location where the public can drop off wastes for disposal and recycling at no cost to the citizens. The event will be advertised in two local papers (The Kerens Tribune and the Corsican Daily Sun), on local radio stations, on the internet, and in utility bill mailings.<br><br>Respondent shall ensure that the event:<br><br>" occurs on at least one weekend day during daylight hours;<br>" offers to the public a convenient drop-off location;<br>" is organized and conducted by City employees and volunteers;<br>" includes recycling of electronics and vegetative debris; and<br>" is advertised in:<br>¢ at least one newspaper of large circulation in the geographic area,<br>¢ the internet,<br>¢ radio, and<br>¢ utility bill mail-outs.<br><br>Respondent shall collect, transport, dispose of or recycle the collected materials. SEP monies will be used for heavy equipment such as roll-off bins, trailers, overtime labor of employees, public announcement of the event, and disposal and recycling costs. | 5,520.00   | 5,520.00  |           |          |          |           |           |
| WQ | 32114                     | City of Big Lake  | 11/09/2007 | 1.00:1    | 24,850.00 | 4,970.00 | 0.00     | 19,880.00 | 19,880.00 |
|    | POLLUTION PREVENTION      | The Respondent shall contribute to the Third-Party Recipient pursuant to the agreement between the Third-Party Recipient and the TCEQ. Specifically, the contribution will be used to plug abandoned water wells where there is no responsible party that can be identified to plug the well.<br><br>The Respondent certifies that there is no prior commitment to do this project and that it is being performed solely in an effort to settle this enforcement action.  | 19,880.00  | 19,880.00 |           |          |          |           |           |
| WQ | 33459                     | ExxonMobil Oil Corporation  | 01/12/2008 | 1.00:1    | 2,880.00  | 576.00   | 1,152.00 | 1,152.00  | 1,152.00  |
|    | ENVIRONMENTAL RESTORATION | The Respondent shall contribute the SEP Amount to the Third-Party Recipient pursuant to the agreement between the Third-Party Recipient and the TCEQ. Specifically, the contribution will be used to remove non-native tallow trees from around the periphery of the Cattail Marsh artificial wetlands in Tyrrell Park. These invasive trees can seriously degrade both the ecological and recreational aspects of these portions of the park. Both mechanical removal and herbicides will be used to control the growth of tallow trees.<br><br>The Respondent certifies that there is no prior commitment to do this project and that it is being performed solely in an effort to settle this enforcement action.  | 1,152.00   | 1,152.00  |           |          |          |           |           |
| WQ | 34974                     | TOWN OF VAN HORN  | 05/22/2008 | 1.00:1    | 2,900.00  | 580.00   | 0.00     | 2,320.00  | 2,320.00  |

\* There are Multiple Respondent Names associated to this Case No.

## Appendix 10: List of SEP's & SEP Projects - FY 2008

### Single Program

|    |          |   |            |          |           |          |      |          |          |
|----|----------|---|------------|----------|-----------|----------|------|----------|----------|
|    | CLEAN UP | The Respondent shall contribute to the Third-Party Recipient pursuant to the agreement between the Third-Party Recipient and the TCEQ. Specifically, the contribution will be used to clean-up sites where tires have been disposed of illegally. Eligible sites will be limited to those where a responsible party cannot be found and where reasonable efforts have been made to prevent the dumping. SEP monies will be used to pay for the direct cost of collecting and disposing of tires. All dollars contributed will be used solely for the direct cost of the project and no portion will be spent on administrative costs. The SEP will be done in accordance with all federal, state and local environmental laws and regulations.  | 2,320.00   | 2,320.00 |           |          |      |          |          |
| WQ | 33659    | City of Teague  | 01/28/2008 | 1.00:1   | 9,570.00  | 1,914.00 | 0.00 | 7,656.00 | 7,656.00 |
|    | CLEAN UP | The Respondent shall contribute the SEP Amount to the Third-Party Recipient pursuant to the agreement between the Third-Party Recipient and the TCEQ. Specifically, the contribution will be used to provide local residents with a means of properly disposing household hazardous wastes such as paint, thinners, pesticides, oil and gas, corrosive cleaners, and fertilizers in one day collection events. SEP monies will be used to pay for the associated labor, materials, and disposal costs. Citizens will not be charged disposal fees. The project is administered in accordance with TCEQ guidance on household hazardous waste and in compliance with federal, state, and local environmental laws and regulations. All dollars contributed will be used solely for the direct cost of the project and no portion will be spent on administrative costs.  | 7,656.00   | 7,656.00 |           |          |      |          |          |
| WQ | 32845    | Memorial Point Utility District   | 10/25/2007 | 1.00:1   | 3,340.00  | 668.00   | 0.00 | 2,672.00 | 2,672.00 |
|    | CLEAN UP | The Respondent shall contribute to the Third-Party Recipient pursuant to the agreement between the Third-Party Recipient and the TCEQ. Specifically, the contribution will be used to coordinate with city and/or county governmental officials regarding the clean up of sites where trash has been disposed of illegally. Eligible sites will be limited to those where a responsible party can not be identified and where there is no pre-existing obligation to clean up the site by the owner or the government. Additionally, reasonable efforts must have already been taken to prevent the dumping. SEP monies will be used to pay for the direct cost of collection and disposal of debris. All dollars contributed will be used solely for the direct cost of the project and no portion will be spent on administrative costs. The SEP will be done in accordance with all federal, state and local environmental laws and regulations. | 2,672.00   | 2,672.00 |           |          |      |          |          |
| WQ | 24717    | City of Lorena  | 02/08/2008 | 1.00:1   | 10,800.00 | 2,160.00 | 0.00 | 8,640.00 | 8,640.00 |
|    | CLEAN UP | The Respondent shall partner with Keep McLennan County Beautiful to perform an electronics collection and recycling event in McLennan County. The Respondent shall ensure that the event:<br><br>" occurs on a weekend during daylight hours;<br>" offers to the public a convenient drop-off location;<br>" is advertised in a newspaper of large circulation in the geographic area<br><br>The Respondent shall participate with Keep McLennan County Beautiful to collect, transport, and recycle the collected electronic components. The SEP Offset related to this Order will be used for the direct cost of performance of the event and will not be used for administrative costs.  | 8,640.00   | 8,640.00 |           |          |      |          |          |
| WQ | 32561    | City of Holland   | 10/04/2007 | 1.00:1   | 10,044.00 | 2,008.00 | 0.00 | 8,036.00 | 8,036.00 |

\* There are Multiple Respondent Names associated to this Case No.

## Appendix 10: List of SEP's & SEP Projects - FY 2008

### Single Program

|    |                      |  |            |           |           |        |      |           |           |
|----|----------------------|--|------------|-----------|-----------|--------|------|-----------|-----------|
|    | CLEAN UP             | The Respondent shall contribute to the Third-Party Recipient pursuant to the agreement between the Third-Party Recipient and the TCEQ. Specifically, the contribution will be used to clean-up sites where tires have been disposed of illegally. Eligible sites will be limited to those where a responsible party cannot be found and where reasonable efforts have been made to prevent the dumping. SEP monies will be used to pay for the direct cost of collecting and disposing of tires. All dollars contributed will be used solely for the direct cost of the project and no portion will be spent on administrative costs. The SEP will be done in accordance with all federal, state and local environmental laws and regulations.<br><br>The Respondent certifies that there is no prior commitment to do this project and that it is being performed solely in an effort to settle this enforcement action.  | 8,036.00   | 8,036.00  |           |        |      |           |           |
| WQ | 33048                | City of Annona   | 10/25/2007 | 1.00:1    | 4,830.00  | 966.00 | 0.00 | 3,864.00  | 3,864.00  |
|    | CLEAN UP             | The Respondent shall contribute to the Third-Party Recipient pursuant to the agreement between the Third-Party Recipient and the TCEQ. Specifically, the contribution will be used to coordinate with city and/or county governmental officials regarding the clean up of sites where trash has been disposed of illegally. Eligible sites will be limited to those where a responsible party can not be identified and where there is no pre-existing obligation to clean up the site by the owner or the government. Additionally, reasonable efforts must have already been taken to prevent the dumping. SEP monies will be used to pay for the direct cost of collection and disposal of debris. All dollars contributed will be used solely for the direct cost of the project and no portion will be spent on administrative costs. The SEP will be done in accordance with all federal, state and local environmental laws and regulations.  | 3,864.00   | 3,864.00  |           |        |      |           |           |
| WQ | 31565                | City of Shepherd   | 09/21/2007 | 1.00:1    | 3,840.00  | 768.00 | 0.00 | 3,072.00  | 3,072.00  |
|    | CLEAN UP             | The Respondent shall contribute to the Third-Party Recipient pursuant to the agreement between the Third-Party Recipient and the TCEQ. Specifically, the contribution will be used to coordinate with city and/or county governmental officials regarding the clean up of sites where trash has been disposed of illegally. Eligible sites will be limited to those where a responsible party can not be identified and where there is no pre-existing obligation to clean up the site by the owner or the government. Additionally, reasonable efforts must have already been taken to prevent the dumping. SEP monies will be used to pay for the direct cost of collection and disposal of debris. All dollars contributed will be used solely for the direct cost of the project and no portion will be spent on administrative costs. The SEP will be done in accordance with all federal, state and local environmental laws and regulations.<br><br>The Respondent certifies that there is no prior commitment to do this project and that it is being performed solely in an effort to settle this enforcement action. | 3,072.00   | 3,072.00  |           |        |      |           |           |
| WQ | 34306                | City of Waco *   | 04/28/2008 | 1.00:1    | 54,720.00 | 0.00   | 0.00 | 54,720.00 | 54,720.00 |
|    | POLLUTION PREVENTION | The Respondents shall contribute to the Third-Party Recipient pursuant to the agreement between the Third-Party Recipient and the TCEQ. Specifically, the contribution will be used to provide low income rural homeowners with assistance to enable the repair or replacement of their failing on-site wastewater systems. SEP monies will be used to pay for the labor and materials costs related to repairing or replacing the failing systems. The recipients will not be charged for the cost of replacing or repairing the failing systems.   | 54,720.00  | 54,720.00 |           |        |      |           |           |
| WQ | 34881                | City of Southside Place  | 05/22/2008 | 1.00:1    | 3,600.00  | 720.00 | 0.00 | 2,880.00  | 2,880.00  |
|    | POLLUTION PREVENTION | The Respondent shall contribute to the Third-Party Recipient pursuant to the agreement between the Third-Party Recipient and the TCEQ. Specifically, the contribution will be used to provide low income rural homeowners with assistance to enable the repair or replacement of their failing on-site wastewater systems. SEP monies will be used to pay for the labor and materials costs related to repairing or replacing the failing systems. The recipients will not be charged for the cost of replacing or repairing the failing systems.  | 2,880.00   | 2,880.00  |           |        |      |           |           |

\* There are Multiple Respondent Names associated to this Case No.

## Appendix 10: List of SEP's & SEP Projects - FY 2008

### Single Program

|    |       |                                    |  |        |           |          |          |          |          |
|----|-------|------------------------------------|--|--------|-----------|----------|----------|----------|----------|
| WQ | 34526 | Texas Department of Transportation | 04/14/2008   | 1.00:1 | 6,200.00  | 1,240.00 | 0.00     | 4,960.00 | 4,960.00 |
|    |       | POLLUTION PREVENTION               | The Respondent shall contribute to the Third-Party Recipient pursuant to the agreement between the Third-Party Recipient and the TCEQ. Specifically, the contribution will be used to provide low income rural homeowners with assistance to enable the repair or replacement of their failing on-site wastewater systems. SEP monies will be used to pay for the labor and materials costs related to repairing or replacing the failing systems. The recipients will not be charged for the cost of replacing or repairing the failing systems.  |        |           |          |          | 4,960.00 | 4,960.00 |
| WQ | 31089 | City of Navasota                   | 09/21/2007   | 1.00:1 | 8,700.00  | 0.00     | 0.00     | 8,700.00 | 8,700.00 |
|    |       | CLEAN UP                           | Respondent shall hold a city-wide illegal dump site clean up to remove illegally dumped tires, lumber, brush, and other debris from rights-of-way (R.O.W.) areas within the City limits and at one private property owned by a low-income homeowner. Respondent shall post ANo Dumping@ signs on or near R.O.W. areas where dumping is occurring. The clean up will target a total of approximately 13 illegal dump sites. The Respondent shall recycle all tires collected in the clean up event. The SEP will be performed at no cost to the citizens and Respondent shall not collect reimbursement from the low-income homeowner for the cost of the property clean up.  |        |           |          |          | 8,700.00 | 8,700.00 |
| WQ | 34573 | ELG Metals, Inc.                   | 04/14/2008   | 1.00:1 | 5,670.00  | 1,134.00 | 2,268.00 | 2,268.00 | 2,268.00 |
|    |       | POLLUTION REDUCTION                | The Respondent will contribute to Houston-Galveston AERCO's Clean Cities/Clean Vehicles Program in Harris County. The contribution will be used in accordance with the Supplemental Environmental Project Agreement between the Houston-Galveston AERCO and the Texas Commission on Environmental Quality. SEP monies will be used to aid local school districts and area transit agencies in reaching local match requirements mandated by the Federal Highway Administration's ("FHWA") Congestion Mitigation/Air Quality funding program. SEP monies will be disbursed to school districts and transit agencies in need of funding assistance in the Houston-Galveston non-attainment area. Those SEP monies will be used exclusively by the school districts and transit agencies as supplements to meet the local match requirements of the EPA. SEP monies will be used to pay for the cost of replacing older diesel buses with alternative fueled or clean diesel buses. The old buses will be permanently retired and only sold for scrap. The schools and transit agencies will also use the SEP monies to retrofit more buses to reduce emissions. Houston-Galveston AERCO will send the TCEQ verification in the form of paid invoices and other documentation to show that the retrofits were completed. Retrofit technologies include particulate matter traps, diesel particulate matter filters, NOx reduction catalyst technology in combination with diesel particulate filters, and other emission control technologies that are developed and approved by EPA or the California Air Resources Board. |        |           |          |          | 2,268.00 | 2,268.00 |
| WQ | 25191 | City of Miami                      | 09/21/2007   | 1.00:1 | 12,100.00 | 2,420.00 | 0.00     | 9,680.00 | 9,680.00 |
|    |       | POLLUTION PREVENTION               | The Respondent shall contribute to the Third-Party Recipient pursuant to the agreement between the Third-Party Recipient and the TCEQ. Specifically, the contribution will be used to provide low income rural homeowners with assistance to enable the repair or replacement of their failing on-site wastewater systems. SEP monies will be used to pay for the labor and materials costs related to repairing or replacing the failing systems. The recipients will not be charged for the cost of replacing or repairing the failing systems.<br><br>The Respondent certifies that there is no prior commitment to do this project and that it is being performed solely in an effort to settle this enforcement action.   |        |           |          |          | 9,680.00 | 9,680.00 |
| WQ | 32610 | Katy ISD                           | 10/25/2007   | 1.00:1 | 3,140.00  | 628.00   | 0.00     | 2,512.00 | 2,512.00 |

\* There are Multiple Respondent Names associated to this Case No.

## Appendix 10: List of SEP's & SEP Projects - FY 2008

### Single Program

|    |                     |  |            |          |           |          |          |           |           |
|----|---------------------|--|------------|----------|-----------|----------|----------|-----------|-----------|
|    | POLLUTION REDUCTION | The Respondent will contribute to Houston-Galveston AERCO's Clean Cities/Clean Vehicles Program in Harris County. The contribution will be used in accordance with the Supplemental Environmental Project Agreement between the Houston-Galveston AERCO and the Texas Commission on Environmental Quality. SEP monies will be used to aid local school districts and area transit agencies in reaching local match requirements mandated by the Federal Highway Administration's ("FHWA") Congestion Mitigation/Air Quality funding program. SEP monies will be disbursed to school districts and transit agencies in need of funding assistance in the Houston-Galveston non-attainment area. Those SEP monies will be used exclusively by the school districts and transit agencies as supplements to meet the local match requirements of the EPA. SEP monies will be used to pay for the cost of replacing older diesel buses with alternative fueled or clean diesel buses. The old buses will be permanently retired and only sold for scrap. The schools and transit agencies will also use the SEP monies to retrofit more buses to reduce emissions. Houston-Galveston AERCO will send the TCEQ verification in the form of paid invoices and other documentation to show that the retrofits were completed. Retrofit technologies include particulate matter traps, diesel particulate matter filters, NOx reduction catalyst technology in combination with diesel particulate filters, and other emission control technologies that are developed and approved by EPA or the California Air Resources Board. | 2,512.00   | 2,512.00 |           |          |          |           |           |
| WQ | 34885               | SPX Corporation  | 05/22/2008 | 1.00:1   | 3,060.00  | 612.00   | 1,224.00 | 1,224.00  | 1,224.00  |
|    | CLEAN UP            | The Respondent will contribute to Gulf Coast Waste Disposal Authority ("GCWDA") for its River, Lakes, Bays 'N Bayous Trash Bash in Harris County. The contribution will be used in accordance with the Supplemental Environmental Project Agreement between the GCWDA and the Texas Commission on Environmental Quality. Specifically, the contribution will be used to pay for materials, supplies, disposal costs, and transportation costs directly associated with the cleanup of trash and pollutants from the Galveston Bay and the San Jacinto watershed.   |            |          |           |          |          | 1,224.00  | 1,224.00  |
| WQ | 33503               | Texas Department of Criminal Justice   | 01/12/2008 | 1.00:1   | 14,365.00 | 2,873.00 | 0.00     | 11,492.00 | 11,492.00 |
|    | CLEAN UP            | The Respondent shall contribute to the Third-Party Recipient pursuant to the agreement between the Third-Party Recipient and the TCEQ. Specifically, the contribution will be used to clean-up sites where tires have been disposed of illegally. Eligible sites will be limited to those where a responsible party cannot be found and where reasonable efforts have been made to prevent the dumping. SEP monies will be used to pay for the direct cost of collecting and disposing of tires. All dollars contributed will be used solely for the direct cost of the project and no portion will be spent on administrative costs. The SEP will be done in accordance with all federal, state and local environmental laws and regulations.<br><br>The Respondent certifies that there is no prior commitment to do this project and that it is being performed solely in an effort to settle this enforcement action.  |            |          |           |          |          | 11,492.00 | 11,492.00 |
| WQ | 32544               | City of Kenedy   | 08/29/2008 | 1.00:1   | 29,400.00 | 0.00     | 0.00     | 29,400.00 | 29,400.00 |
|    | POLLUTION REDUCTION | The Respondent shall provide first-time sewer service for approximately three low-income individuals currently utilizing septic systems. The project shall include purchasing and installing standard dimensional riation (SDR) 35 polyvinyl chloride (PVC) sanitary sewer line, a manhole, and other materials as required to complete the work and make it fully operational, subcontractor and engineering costs. The City shall properly decommission and abandon the residents' old septic tanks.   |            |          |           |          |          | 29,400.00 | 29,400.00 |
| WQ | 35315               | City of Fort Worth   | 07/21/2008 | 1.00:1   | 22,200.00 | 0.00     | 0.00     | 22,200.00 | 22,200.00 |

\* There are Multiple Respondent Names associated to this Case No.

## Appendix 10: List of SEP's & SEP Projects - FY 2008

### Single Program

|    |          |                     |  |        |           |          |           |           |           |
|----|----------|---------------------|--|--------|-----------|----------|-----------|-----------|-----------|
|    | CLEAN UP |                     | The Respondent shall contribute to the Third-Party Recipient pursuant to the agreement between the Third-Party Recipient and the TCEQ. Specifically, the contribution will be used to cleanup rivers, lakes, and shorelines, by supplying project coordination, labor, supplies, and materials for cleanup events and by providing assistance with disposal fees for proper disposal of wastes collected at events. To maximize the event, cleanups will use volunteers for labor. All dollars contributed will be used solely for the direct cost of the project and no portion will be spent on administrative costs. The SEP will be done in accordance with all federal, state and local environmental laws and regulations.   |        |           |          | 22,200.00 | 22,200.00 |           |
| WQ | 32700    | City of Kemp        | 09/21/2007   | 1.00:1 | 12,530.00 | 2,506.00 | 0.00      | 10,024.00 | 10,024.00 |
|    | CLEAN UP |                     | The Respondent shall contribute to the Third-Party Recipient pursuant to the agreement between the Third-Party Recipient and the TCEQ. Specifically, the contribution will be used to coordinate with city and/or county governmental officials regarding the clean up of sites where trash has been disposed of illegally. Eligible sites will be limited to those where a responsible party can not be identified and where there is no pre-existing obligation to clean up the site by the owner or the government. Additionally, reasonable efforts must have already been taken to prevent the dumping. SEP monies will be used to pay for the direct cost of collection and disposal of debris. All dollars contributed will be used solely for the direct cost of the project and no portion will be spent on administrative costs. The SEP will be done in accordance with all federal, state and local environmental laws and regulations.<br><br>The Respondent certifies that there is no prior commitment to do this project and that it is being performed solely in an effort to settle this enforcement action. |        |           |          | 10,024.00 | 10,024.00 |           |
| WQ | 35132    | City of Alba        | 06/19/2008   | 1.00:1 | 8,000.00  | 1,600.00 | 0.00      | 6,400.00  | 6,400.00  |
|    | CLEAN UP |                     | The Respondent shall contribute to the Third-Party Recipient pursuant to the agreement between the Third-Party Recipient and the TCEQ. Specifically, the contribution will be used to coordinate with city and/or county governmental officials regarding the clean up of sites where trash has been disposed of illegally. Eligible sites will be limited to those where a responsible party can not be identified and where there is no pre-existing obligation to clean up the site by the owner or the government. Additionally, reasonable efforts must have already been taken to prevent the dumping. SEP monies will be used to pay for the direct cost of collection and disposal of debris. All dollars contributed will be used solely for the direct cost of the project and no portion will be spent on administrative costs. The SEP will be done in accordance with all federal, state and local environmental laws and regulations.  |        |           |          | 6,400.00  | 6,400.00  |           |
| WQ | 34848    | City of Rising Star | 06/19/2008   | 1.00:1 | 2,700.00  | 540.00   | 0.00      | 2,160.00  | 2,160.00  |
|    | CLEAN UP |                     | The Respondent shall contribute to the Third-Party Recipient pursuant to the agreement between the Third-Party Recipient and the TCEQ. Specifically, the contribution will be used to coordinate with city and/or county governmental officials regarding the clean up of sites where trash has been disposed of illegally. Eligible sites will be limited to those where a responsible party can not be identified and where there is no pre-existing obligation to clean up the site by the owner or the government. Additionally, reasonable efforts must have already been taken to prevent the dumping. SEP monies will be used to pay for the direct cost of collection and disposal of debris. All dollars contributed will be used solely for the direct cost of the project and no portion will be spent on administrative costs. The SEP will be done in accordance with all federal, state and local environmental laws and regulations.  |        |           |          | 2,160.00  | 2,160.00  |           |
| WQ | 35154    | City of Bells       | 08/29/2008   | 1.00:1 | 13,750.00 | 2,750.00 | 0.00      | 11,000.00 | 11,000.00 |

\* There are Multiple Respondent Names associated to this Case No.

## Appendix 10: List of SEP's & SEP Projects - FY 2008

### Single Program

|  |                      |  |               |                     |                   |              |              |              |              |
|--|----------------------|--|---------------|---------------------|-------------------|--------------|--------------|--------------|--------------|
|  | POLLUTION PREVENTION | The Respondent shall contribute to the Third-Party Recipient pursuant to the agreement between the Third-Party Recipient and the TCEQ. Specifically, the Third-Party Recipient shall repair or replace failing water systems or on-site wastewater systems for low income homeowners. The Third-Party Recipient shall use SEP funds to pay for the labor and materials costs related to repairing or replacing the failing systems. The recipients will not be charged for the cost of replacing or repairing the failing systems. The Third-Party recipient shall use a consistent and documented system for determining eligible participants. | 11,000.00     | 11,000.00           |                   |              |              |              |              |
| WQ   | 34583                | City of Shepherd   | 04/14/2008    | 1.00:1              | 8,600.00          | 1,720.00     | 0.00         | 6,880.00     | 6,880.00     |
|  | POLLUTION PREVENTION | The Respondent shall contribute to the Third-Party Recipient pursuant to the agreement between the Third-Party Recipient and the TCEQ. Specifically, the contribution will be used to provide low income rural homeowners with assistance to enable the repair or replacement of their failing on-site wastewater systems. SEP monies will be used to pay for the labor and materials costs related to repairing or replacing the failing systems. The recipients will not be charged for the cost of replacing or repairing the failing systems.  |               |                     |                   |              |              | 6,880.00     | 6,880.00     |
| WQ   | 31636                | City of Murchison  | 02/18/2008    | 1.00:1              | 7,000.00          | 0.00         | 0.00         | 7,000.00     | 7,000.00     |
|  | CLEAN UP             | Stop Trashing Texas Program. Keep Texas Beautiful shall use the SEP funds to promote the cleanup of unauthorized trash dumps and waterways cleanups by supplying project coordination, labor, supplies, and materials, for clean up events, by providing assistance with disposal fees for proper disposal of wastes collected at the events, and by performing activities that promote pollution reduction and pollution prevention, such as illegal dumping enforcement training for law enforcement officers and judges, and public education directly related to prevention or cleanup of illegal dumping in Henderson County.               |               |                     |                   |              |              | 3,500.00     | 3,500.00     |
|  | CLEAN UP             | Keep Texas Beautiful shall use the SEP funds to promote the cleanup of unauthorized trash dumps and waterways cleanups by supplying project coordination, labor, supplies, and materials, for clean up events, by providing assistance with disposal fees for proper disposal of wastes collected at the events, and by performing activities that promote pollution reduction and pollution prevention, such as illegal dumping enforcement training for law enforcement officers and judges, and public education directly related to prevention or cleanup of illegal dumping in Henderson County.  |               |                     |                   |              |              | 3,500.00     | 3,500.00     |
| <b>Count of Single Program Orders: 286</b> |                      |  | <b>Total:</b> | <b>8,446,490.00</b> | <b>965,609.00</b> | <b>#####</b> | <b>#####</b> | <b>#####</b> | <b>#####</b> |

\* There are Multiple Respondent Names associated to this Case No.



## Appendix 10: List of SEP's & SEP Projects - FY 2008

### Multi-Media Program

Date Range Selected : 09/01/2007 - 08/31/2008

| PGM | Case No.                  | Respondent Name   | Effective Date | Ratio  | Assessed Amt | Deferred Amt | Payable Amt | SEP Cost  | SEP Offset |
|-----|---------------------------|---|----------------|--------|--------------|--------------|-------------|-----------|------------|
| MM  | 34925                     | City Of San Angelo  | 08/15/2008     | 1.00:1 | 17,120.00    | 0.00         | 0.00        | 17,120.00 | 17,120.00  |
|     | CLEAN UP                  | The Respondent shall contribute to the Third-Party Recipient pursuant to the agreement between the Third-Party Recipient and the TCEQ. Specifically, the contribution will be used to cleanup rivers, lakes, and shorelines, by supplying project coordination, labor, supplies, and materials for cleanup events and by providing assistance with disposal fees for proper disposal of wastes collected at events. To maximize the event, cleanups will use volunteers for labor. All dollars contributed will be used solely for the direct cost of the project and no portion will be spent on administrative costs. The SEP will be done in accordance with all federal, state and local environmental laws and regulations.  |                |        |              |              |             | 17,120.00 | 17,120.00  |
| MM  | 25208                     | ConocoPhillips Company  | 11/09/2007     | 1.00:1 | 5,375.00     | 1,075.00     | 2,150.00    | 2,150.00  | 2,150.00   |
|     | CLEAN UP                  | The Respondent shall contribute to the Third-Party Recipient pursuant to the agreement between the Third-Party Recipient and the TCEQ. Specifically, the contribution will be used to clean-up sites where tires have been disposed of illegally. Eligible sites will be limited to those where a responsible party cannot be found and where reasonable efforts have been made to prevent the dumping. SEP monies will be used to pay for the direct cost of collecting and disposing of tires. All dollars contributed will be used solely for the direct cost of the project and no portion will be spent on administrative costs. The SEP will be done in accordance with all federal, state and local environmental laws and regulations.<br><br>The Respondent certifies that there is no prior commitment to do this project and that it is being performed solely in an effort to settle this enforcement action. |                |        |              |              |             | 2,150.00  | 2,150.00   |
| MM  | 34554                     | City of San Juan  | 04/03/2008     | 1.00:1 | 3,600.00     | 720.00       | 0.00        | 2,880.00  | 2,880.00   |
|     | POLLUTION PREVENTION      | The Respondent shall contribute to the Third-Party Recipient pursuant to the agreement between the Third-Party Recipient and the TCEQ. Specifically, the contribution will be used to provide low income rural homeowners with assistance to enable the repair or replacement of their failing on-site wastewater systems. SEP monies will be used to pay for the labor and materials costs related to repairing or replacing the failing systems. The recipients will not be charged for the cost of replacing or repairing the failing systems.   |                |        |              |              |             | 2,880.00  | 2,880.00   |
| MM  | 34544                     | City of Corpus Christi  | 04/14/2008     | 1.00:1 | 11,076.00    | 0.00         | 0.00        | 11,076.00 | 11,076.00  |
|     | ENVIRONMENTAL RESTORATION | The Respondent shall contribute to the Third-Party Recipient pursuant to the agreement between the Third-Party Recipient and the TCEQ. Specifically, the contribution will be used for the Colonial Waterbird Rookery Island Enhancement Project. Shamrock and Causeway Islands are important rookery island with heavy bird usage that are experiencing significant loss of wetland and rookery habitat due to dredging activities and erosion from waves and ships. SEP monies will be used to pay for the labor and material costs associated with preventing erosion in the unprotected areas of the islands and restoring parts of the islands that have suffered from erosion. The project will protect critical bird habitat and also enhance the wetlands.  |                |        |              |              |             | 11,076.00 | 11,076.00  |
| MM  | 2627                      | Webb County   | 02/08/2008     | 1.00:1 | 37,260.00    | 0.00         | 0.00        | 37,260.00 | 37,260.00  |

\* There are Multiple Respondent Names associated to this Case No.

## Appendix 10: List of SEP's & SEP Projects - FY 2008

### Multi-Media Program

|    |          |                                    |   |        |           |      |           |           |           |
|----|----------|------------------------------------|---|--------|-----------|------|-----------|-----------|-----------|
|    | CLEAN UP |                                    | The Respondent shall contribute the SEP amount to the Third-Party Recipient pursuant to the agreement between the Third-Party Recipient and the TCEQ. Specifically, Respondent shall contribute to RC&D for its Abandoned Tire Clean-Up project in Webb County. The contribution will be used in accordance with the Supplemental Environmental Project Agreement between the RC&D and the TCEQ. Specifically, the contribution shall be used to clean up sites in Webb County where tires have been disposed of illegally. Eligible sites shall be limited to those where a responsible party cannot be found and where reasonable efforts have been made to prevent the dumping. SEP monies shall be used to pay for the direct cost of collecting and disposing of tires. Respondent shall not profit from SEP in any manner. All dollars contributed shall be used solely for the direct cost of the project and no portion shall be spent on administrative costs. The SEP shall be done in accordance with all federal, state and local environmental laws and regulations. |        |           |      |           | 37,260.00 | 37,260.00 |
| MM | 33939    | City of Sonora                     | 08/15/2008  | 1.00:1 | 8,950.00  | 0.00 | 0.00      | 8,950.00  | 8,950.00  |
|    | CLEAN UP |                                    | The Respondent shall contribute to the Third-Party Recipient pursuant to the agreement between the Third-Party Recipient and the TCEQ. Specifically, the contribution will be used to coordinate with city and/or county governmental officials regarding the clean up of sites where trash has been disposed of illegally. Eligible sites will be limited to those where a responsible party can not be identified and where there is no pre-existing obligation to clean up the site by the owner or the government. Additionally, reasonable efforts must have already been taken to prevent the dumping. SEP monies will be used to pay for the direct cost of collection and disposal of debris. All dollars contributed will be used solely for the direct cost of the project and no portion will be spent on administrative costs. The SEP will be done in accordance with all federal, state and local environmental laws and regulations.   |        |           |      |           | 8,950.00  | 8,950.00  |
| MM | 25477    | City Of Edgewood                   | 10/04/2007  | 1.00:1 | 20,447.00 | 0.00 | 0.00      | 20,447.00 | 20,447.00 |
|    | CLEAN UP |                                    | The Respondent shall contribute to the Third-Party Recipient pursuant to the agreement between the Third-Party Recipient and the TCEQ. Specifically, the contribution will be used to coordinate with city and/or county governmental officials regarding the clean up of sites where trash has been disposed of illegally. Eligible sites will be limited to those where a responsible party can not be identified and where there is no pre-existing obligation to clean up the site by the owner or the government. Additionally, reasonable efforts must have already been taken to prevent the dumping. SEP monies will be used to pay for the direct cost of collection and disposal of debris. All dollars contributed will be used solely for the direct cost of the project and no portion will be spent on administrative costs. The SEP will be done in accordance with all federal, state and local environmental laws and regulations.   |        |           |      |           | 20,447.00 | 20,447.00 |
| MM | 33307    | ConocoPhillips Company             | 12/20/2007  | 1.00:1 | 65,832.00 | 0.00 | 32,916.00 | 32,916.00 | 32,916.00 |
|    | CLEAN UP |                                    | The Respondent shall contribute to the Third-Party Recipient pursuant to the agreement between the Third-Party Recipient and the TCEQ. Specifically, the contribution will be used to coordinate with city and/or county governmental officials regarding the clean up of sites where trash has been disposed of illegally. Eligible sites will be limited to those where a responsible party can not be identified and where there is no pre-existing obligation to clean up the site by the owner or the government. Additionally, reasonable efforts must have already been taken to prevent the dumping. SEP monies will be used to pay for the direct cost of collection and disposal of debris. All dollars contributed will be used solely for the direct cost of the project and no portion will be spent on administrative costs. The SEP will be done in accordance with all federal, state and local environmental laws and regulations.   |        |           |      |           | 32,916.00 | 32,916.00 |
| MM | 31269    | Huntsman Petrochemical Corporation | 05/22/2008  | 1.00:1 | 98,263.00 | 0.00 | 49,132.00 | 49,131.00 | 49,131.00 |

\* There are Multiple Respondent Names associated to this Case No.

## Appendix 10: List of SEP's & SEP Projects - FY 2008

### Multi-Media Program

|  |                           |   |              |              |              |              |              |              |           |
|--|---------------------------|---|--------------|--------------|--------------|--------------|--------------|--------------|-----------|
|  | POLLUTION REDUCTION       | The Respondent shall contribute to the Third-Party Recipient pursuant to the agreement between the Third-Party Recipient and the TCEQ. Specifically, the contribution will be used to conduct home energy audits and to assist low income residents in the West Port Arthur area by weatherizing their homes which will improve their homes' energy efficiency. SEP monies will be used to pay for the cost of caulking and insulating homes, replacing heating and cooling systems and major appliances with new, energy efficient equipment.<br><br>The Respondent certifies that there is no prior commitment to do this project and that it is being performed solely in an effort to settle this enforcement action.   | 49,131.00    | 49,131.00    |              |              |              |              |           |
| MM   | 29209                     | Valero Refining-Texas, L.P.   | 11/19/2007   | 1.00:1       | 59,475.00    | 11,895.00    | 23,790.00    | 23,790.00    | 23,790.00 |
|  | POLLUTION REDUCTION       | The Respondent will contribute to Houston-Galveston AERCO's Clean Cities/Clean Vehicles Program. The contribution will be used in accordance with the Supplemental Environmental Project Agreement between the Houston-Galveston AERCO and the Texas Commission on Environmental Quality. SEP monies will be used to aid local school districts and area transit agencies in reaching local match requirements mandated by the Federal Highway Administration's ("FHWA") Congestion Mitigation/Air Quality funding program. SEP monies will be disbursed to school districts and transit agencies in need of funding assistance in the Houston-Galveston non-attainment area. Those SEP monies will be used exclusively by the school districts and transit agencies as supplements to meet the local match requirements of the EPA. SEP monies will be used to pay for the cost of replacing older diesel buses with alternative fueled or clean diesel buses. The old buses will be permanently retired and only sold for scrap. The schools and transit agencies will also use the SEP monies to retrofit more buses to reduce emissions. Houston-Galveston AERCO will send the TCEQ verification in the form of paid invoices and other documentation to show that the retrofits were completed. Retrofit technologies include particulate matter traps, diesel particulate matter filters, NOx reduction catalyst technology in combination with diesel particulate filters, and other emission control technologies that are developed and approved by EPA or the California Air Resources Board. | 23,790.00    | 23,790.00    |              |              |              |              |           |
| MM   | 28026                     | ConocoPhillips Company  | 11/19/2007   | 1.00:1       | 189,658.00   | 37,932.00    | 75,863.00    | 75,863.00    | 75,863.00 |
|  | ENVIRONMENTAL ENHANCEMENT | The Respondent shall contribute the SEP Amount to the Third Party Recipient pursuant to the agreement between the Third-Party Recipient and the TCEQ. Specifically, the contribution will be to the Borger ISD LEEDS Green School Building Project to be conducted within Hutchinson County. Specifically, the SEP will involve Borger ISD receiving contributions of SEP Funds to assist the school in the purchase of approximately 84 rooftop air conditioning units that are classified as having a 14 Seasonal Energy Efficiency Ratio (SEER) rating. These units exceed the 12-SEER requirement of the current energy code. Higher SEER units reduce energy usage thus saving energy and reducing the amount of pollution created during energy production. The SEP monies will assist the school to pay for the cost difference in upgrading the heating and cooling system to a more energy efficient cooling and heating system. The project will be administered in accordance with federal, state, and local environmental laws and regulations.   | 75,863.00    | 75,863.00    |              |              |              |              |           |
| <b>Count of Multi-Media Program Orders: 11</b> |                           |   | Total:       | 517,056.00   | 51,622.00    | 183,851.00   | 281,583.00   | 281,583.00   |           |
| <b>Grand Total Count of Orders: 297</b>        |                           |   | Grand Total: | 8,963,546.00 | 1,017,231.00 | 3,287,196.50 | 4,659,118.50 | 4,659,118.50 |           |

\* There are Multiple Respondent Names associated to this Case No.



## Appendix 11: List of Administrative Orders Issued FY2007

### Singles Program

Date Range Selected : 09/01/2006 - 08/31/2007

| PGM | Case No. | Respondent Name                               | TCEQ ID   | County     | Order Date | Penalty Assessed | Penalty Deferred | Payable Amount | SEP Cost  | SEP Offset |
|-----|----------|---|-----------|------------|------------|------------------|------------------|----------------|-----------|------------|
| AQ  | 27027    | 3M Company                                    | TH0243G   | TRAVIS     | 12/22/2006 | 5,450.00         | 1,090.00         | 4,360.00       | 0.00      | 0.00       |
| AQ  | 25612    | A. K. S. Construction L.P.                    | 71112L004 | HARRIS     | 09/21/2006 | 15,000.00        | 0.00             | 15,000.00      | 0.00      | 0.00       |
| AQ  | 31344    | Acme Brick Company                            | 1597      | PARKER     | 03/19/2007 | 2,400.00         | 480.00           | 1,920.00       | 0.00      | 0.00       |
| AQ  | 31601    | Air Liquide Large Industries U.S. LP          | HG0071Q   | HARRIS     | 05/25/2007 | 38,073.00        | 7,615.00         | 30,458.00      | 0.00      | 0.00       |
| AQ  | 29618    | Air Products, L.P.                            | 35873     | HARRIS     | 01/26/2007 | 5,200.00         | 1,040.00         | 2,080.00       | 2,080.00  | 2,080.00   |
| AQ  | 32005    | Akzo Nobel Polymer Chemicals LLC              | HG0717K   | HARRIS     | 08/10/2007 | 10,000.00        | 0.00             | 5,000.00       | 5,000.00  | 5,000.00   |
| AQ  | 24636    | Alcoa World Alumina LLC                       | 8166      | CALHOUN    | 07/13/2007 | 44,426.00        | 0.00             | 44,426.00      | 0.00      | 0.00       |
| AQ  | 28708    | Alcoa, Inc.                                   | MM0001T   | MILAM      | 11/03/2006 | 90,000.00        | 18,000.00        | 36,000.00      | 36,000.00 | 36,000.00  |
| AQ  | 30789    | Ameron Fiberglass Composite Pipe Division USA | 1017      | WICHITA    | 03/19/2007 | 3,100.00         | 620.00           | 2,480.00       | 0.00      | 0.00       |
| AQ  | 26385    | Angleton Danbury Hospital District            | BL0123F   | BRAZORIA   | 05/11/2007 | 10,400.00        | 2,080.00         | 8,320.00       | 0.00      | 0.00       |
| AQ  | 30212    | Anthony Forest Products Company               | 22521     | CASS       | 02/18/2007 | 5,000.00         | 1,000.00         | 2,000.00       | 2,000.00  | 2,000.00   |
| AQ  | 32307    | Approach Operating, L.L.C.                    | 2797      | CROCKETT   | 08/23/2007 | 2,250.00         | 450.00           | 1,800.00       | 0.00      | 0.00       |
| AQ  | 31623    | Arkema Inc.                                   | HG0461W   | HARRIS     | 07/13/2007 | 3,950.00         | 790.00           | 3,160.00       | 0.00      | 0.00       |
| AQ  | 29563    | Arkema Inc.                                   | JE0074L   | JEFFERSON  | 11/18/2006 | 4,500.00         | 900.00           | 3,600.00       | 0.00      | 0.00       |
| AQ  | 31179    | Arkema Inc.                                   | HG0558G   | HARRIS     | 04/13/2007 | 2,575.00         | 515.00           | 2,060.00       | 0.00      | 0.00       |
| AQ  | 31747    | Army & Air Force Exchange Service             | EE1213R   | EL PASO    | 08/23/2007 | 2,200.00         | 440.00           | 1,760.00       | 0.00      | 0.00       |
| AQ  | 32271    | Associated Rack Corporation                   | TA2113O   | TARRANT    | 08/31/2007 | 5,680.00         | 1,136.00         | 4,544.00       | 0.00      | 0.00       |
| AQ  | 31251    | Austin White Lime Company                     | 6629      | TRAVIS     | 03/19/2007 | 2,450.00         | 490.00           | 1,960.00       | 0.00      | 0.00       |
| AQ  | 26832    | Azzan Osama                                   | EE1234J   | EL PASO    | 09/21/2006 | 1,020.00         | 0.00             | 1,020.00       | 0.00      | 0.00       |
| AQ  | 3631     | Belvan Corp.                                  | CZ0006F   | CROCKETT   | 10/19/2006 | 48,900.00        | 0.00             | 48,900.00      | 0.00      | 0.00       |
| AQ  | 31170    | Benedum Gas Partners, L.P. *                  | UB0002K   | UPTON      | 06/29/2007 | 41,726.00        | 8,345.00         | 33,381.00      | 0.00      | 0.00       |
| AQ  | 28186    | Border Steel, Inc.                            | EE0011P   | EL PASO    | 10/02/2006 | 4,013.00         | 803.00           | 3,210.00       | 0.00      | 0.00       |
| AQ  | 29649    | BP Amoco Chemical Company                     | GB0001R   | GALVESTON  | 11/18/2006 | 10,000.00        | 0.00             | 10,000.00      | 0.00      | 0.00       |
| AQ  | 29045    | BP Amoco Chemical Company                     | GB0001R   | GALVESTON  | 11/18/2006 | 5,375.00         | 1,075.00         | 4,300.00       | 0.00      | 0.00       |
| AQ  | 29559    | BP Amoco Chemical Company                     | HX0055V   | HARRIS     | 12/02/2006 | 3,600.00         | 720.00           | 2,880.00       | 0.00      | 0.00       |
| AQ  | 28069    | BP Products North America Inc.                | GB0004L   | GALVESTON  | 12/02/2006 | 10,000.00        | 0.00             | 10,000.00      | 0.00      | 0.00       |
| AQ  | 26897    | BP Products North America Inc.                | GB0004L   | GALVESTON  | 05/11/2007 | 130,625.00       | 0.00             | 130,625.00     | 0.00      | 0.00       |
| AQ  | 28956    | BP Products North America Inc.                | GB0004L   | GALVESTON  | 10/19/2006 | 49,300.00        | 0.00             | 49,300.00      | 0.00      | 0.00       |
| AQ  | 28667    | BP Products North America Inc.                | 8810      | GALVESTON  | 09/21/2006 | 90,000.00        | 0.00             | 90,000.00      | 0.00      | 0.00       |
| AQ  | 29432    | BP Products North America Inc.                | GB0004L   | GALVESTON  | 11/18/2006 | 30,000.00        | 0.00             | 30,000.00      | 0.00      | 0.00       |
| AQ  | 28814    | BP Products North America Inc.                | GB0004L   | GALVESTON  | 09/21/2006 | 40,000.00        | 0.00             | 40,000.00      | 0.00      | 0.00       |
| AQ  | 31137    | Brazos Electric Power Cooperative, Inc.       | 00002     | PALO PINTO | 03/19/2007 | 6,100.00         | 1,220.00         | 4,880.00       | 0.00      | 0.00       |
| AQ  | 31767    | C & R Distributing, Inc.                      | EE1272B   | EL PASO    | 07/13/2007 | 1,100.00         | 220.00           | 880.00         | 0.00      | 0.00       |
| AQ  | 29561    | Carbon Silica Partners, L.P.                  | VC0060O   | VICTORIA   | 09/21/2006 | 2,500.00         | 500.00           | 2,000.00       | 0.00      | 0.00       |
| AQ  | 30629    | CASTILLO, CARLOS                              | 74621     | BEXAR      | 02/18/2007 | 1,100.00         | 220.00           | 880.00         | 0.00      | 0.00       |
| AQ  | 30150    | Cerrito Gas Processing, L.L.C.                | 44441     | WEBB       | 03/05/2007 | 1,090.00         | 218.00           | 872.00         | 0.00      | 0.00       |

\* There are Multiple Respondent Names associated to this Case No.

## Appendix 11: List of Administrative Orders Issued FY2007

### Singles Program

Date Range Selected : 09/01/2006 - 08/31/2007

| PGM | Case No. | Respondent Name                            | TCEQ ID    | County     | Order Date | Penalty Assessed | Penalty Deferred | Payable Amount | SEP Cost  | SEP Offset |
|-----|----------|--|------------|------------|------------|------------------|------------------|----------------|-----------|------------|
| AQ  | 30898    | Chambers County                            | 24247      | CHAMBERS   | 07/13/2007 | 4,950.00         | 990.00           | 0.00           | 3,960.00  | 3,960.00   |
| AQ  | 31185    | Champion Pet Foods, Inc.                   |            | MCLENNAN   | 06/29/2007 | 5,250.00         | 0.00             | 5,250.00       | 0.00      | 0.00       |
| AQ  | 30069    | Chevron Phillips Chemical Company LP       | BL0758C    | BRAZORIA   | 02/05/2007 | 9,350.00         | 1,870.00         | 7,480.00       | 0.00      | 0.00       |
| AQ  | 29351    | Chevron Phillips Chemical Company LP       | HG0310V    | HARRIS     | 11/03/2006 | 4,825.00         | 965.00           | 3,860.00       | 0.00      | 0.00       |
| AQ  | 28812    | Chevron Pipe Line Company                  |            | BRAZORIA   | 09/21/2006 | 10,000.00        | 0.00             | 10,000.00      | 0.00      | 0.00       |
| AQ  | 29920    | Chevron U.S.A, Inc.                        | 2678       | STERLING   | 01/26/2007 | 2,925.00         | 585.00           | 2,340.00       | 0.00      | 0.00       |
| AQ  | 30281    | Citation Corporation                       | 1427       | ANGELINA   | 04/13/2007 | 2,100.00         | 420.00           | 1,680.00       | 0.00      | 0.00       |
| AQ  | 29905    | Citgo Products Pipeline Company            | 1163       | TARRANT    | 02/18/2007 | 3,150.00         | 630.00           | 1,260.00       | 1,260.00  | 1,260.00   |
| AQ  | 32518    | Citgo Refining and Chemicals Company, L.P. | NE0027V    | NUECES     | 08/31/2007 | 5,550.00         | 1,110.00         | 4,440.00       | 0.00      | 0.00       |
| AQ  | 5904     | City of Coleman                            | 102        | COLEMAN    | 03/05/2007 | 9,115.00         | 0.00             | 0.00           | 9,115.00  | 9,115.00   |
| AQ  | 32933    | City of Fort Worth                         | 1704       | TARRANT    | 08/31/2007 | 2,200.00         | 440.00           | 1,760.00       | 0.00      | 0.00       |
| AQ  | 30169    | Clarke Products, Inc.                      | 1033       | TARRANT    | 03/05/2007 | 25,000.00        | 5,000.00         | 10,000.00      | 10,000.00 | 10,000.00  |
| AQ  | 30091    | Coletto Creek Power LP                     | 25         | GOLIAD     | 05/25/2007 | 2,400.00         | 480.00           | 960.00         | 960.00    | 960.00     |
| AQ  | 31752    | Commercial Metals Company                  | EE0068J    | EL PASO    | 07/13/2007 | 1,400.00         | 280.00           | 1,120.00       | 0.00      | 0.00       |
| AQ  | 28816    | Commonwealth Properties, Inc.              | TA0372C    | TARRANT    | 12/02/2006 | 2,360.00         | 472.00           | 1,888.00       | 0.00      | 0.00       |
| AQ  | 31084    | ConocoPhillips Company                     | BL0042G    | BRAZORIA   | 06/29/2007 | 46,416.00        | 0.00             | 23,208.00      | 23,208.00 | 23,208.00  |
| AQ  | 29596    | ConocoPhillips Company                     | HW0018P    | HUTCHINSON | 11/18/2006 | 16,175.00        | 3,235.00         | 12,940.00      | 0.00      | 0.00       |
| AQ  | 25411    | ConocoPhillips Company                     | BL0042G    | BRAZORIA   | 05/25/2007 | 25,662.00        | 0.00             | 25,662.00      | 0.00      | 0.00       |
| AQ  | 31781    | ConocoPhillips Company                     | BL0042G    | BRAZORIA   | 07/13/2007 | 10,000.00        | 0.00             | 10,000.00      | 0.00      | 0.00       |
| AQ  | 29714    | ConocoPhillips Company                     | BL0042G    | BRAZORIA   | 12/02/2006 | 91,808.00        | 0.00             | 91,808.00      | 0.00      | 0.00       |
| AQ  | 28549    | ConocoPhillips Company                     | BL0042G    | BRAZORIA   | 09/21/2006 | 96,296.00        | 0.00             | 96,296.00      | 0.00      | 0.00       |
| AQ  | 30679    | ConocoPhillips Pipe Line Company           | 19919      | GAINES     | 02/05/2007 | 1,875.00         | 375.00           | 1,500.00       | 0.00      | 0.00       |
| AQ  | 30533    | ConocoPhillips Pipe Line Company           | 4827900026 | LAMB       | 12/02/2006 | 2,000.00         | 400.00           | 1,600.00       | 0.00      | 0.00       |
| AQ  | 31114    | Copano Processing, L.P.                    | 871        | COLORADO   | 03/19/2007 | 2,800.00         | 560.00           | 2,240.00       | 0.00      | 0.00       |
| AQ  | 32009    | Cotton Center Producers, Inc.              | 6616       | DAWSON     | 07/13/2007 | 1,700.00         | 340.00           | 1,360.00       | 0.00      | 0.00       |
| AQ  | 31346    | Cross-Cut Hardwoods, Inc.                  | CJ0106K    | CHEROKEE   | 08/23/2007 | 7,500.00         | 1,500.00         | 6,000.00       | 0.00      | 0.00       |
| AQ  | 31249    | Crown Beverage Packaging, Inc.             | 1034       | FORT BEND  | 08/23/2007 | 7,920.00         | 1,584.00         | 6,336.00       | 0.00      | 0.00       |
| AQ  | 31770    | Crown Cork & Seal Company (USA), Inc.      | MQ0117B    | MONTGOMERY | 07/13/2007 | 3,650.00         | 730.00           | 2,920.00       | 0.00      | 0.00       |
| AQ  | 31043    | Crown Cork & Seal Company (USA), Inc.      | MQ0117B    | MONTGOMERY | 04/13/2007 | 3,875.00         | 775.00           | 3,100.00       | 0.00      | 0.00       |
| AQ  | 29615    | DCP Midstream, LP                          | HW0020F    | HUTCHINSON | 10/19/2006 | 12,200.00        | 2,440.00         | 4,880.00       | 4,880.00  | 4,880.00   |
| AQ  | 32112    | Delta Brands, Inc.                         | 81846      | DALLAS     | 08/31/2007 | 8,400.00         | 1,680.00         | 6,720.00       | 0.00      | 0.00       |
| AQ  | 31824    | E. I. du Pont de Nemours and Company       | HG0218K    | HARRIS     | 08/23/2007 | 8,800.00         | 1,760.00         | 7,040.00       | 0.00      | 0.00       |
| AQ  | 10237    | E. I. du Pont de Nemours and Company       | 2796A      | JEFFERSON  | 08/31/2007 | 53,230.00        | 0.00             | 53,230.00      | 0.00      | 0.00       |
| AQ  | 30167    | E. R. Carpenter, L.P.                      | HG0141U    | HARRIS     | 02/05/2007 | 6,000.00         | 1,200.00         | 4,800.00       | 0.00      | 0.00       |

\* There are Multiple Respondent Names associated to this Case No.

## Appendix 11: List of Administrative Orders Issued FY2007

### Singles Program

Date Range Selected : 09/01/2006 - 08/31/2007

| PGM | Case No. | Respondent Name                         | TCEQ ID    | County    | Order Date | Penalty Assessed | Penalty Deferred | Payable Amount | SEP Cost  | SEP Offset |
|-----|----------|---|------------|-----------|------------|------------------|------------------|----------------|-----------|------------|
| AQ  | 31600    | E. R. Carpenter, L.P.                   | 1341       | BELL      | 05/25/2007 | 2,600.00         | 520.00           | 2,080.00       | 0.00      | 0.00       |
| AQ  | 31620    | Eastman Chemical Company                | 1973       | HARRISON  | 08/10/2007 | 15,708.00        | 3,142.00         | 6,283.00       | 6,283.00  | 6,283.00   |
| AQ  | 31037    | Eastman Chemical Company                | 18104      | HARRISON  | 06/29/2007 | 32,035.00        | 6,407.00         | 12,814.00      | 12,814.00 | 12,814.00  |
| AQ  | 28467    | Ebaa Iron, Inc.                         | EA0006G    | EASTLAND  | 08/10/2007 | 30,000.00        | 6,000.00         | 24,000.00      | 0.00      | 0.00       |
| AQ  | 32068    | Energy Transfer Fuel, LP                | 4800100012 | ANDERSON  | 06/29/2007 | 1,875.00         | 375.00           | 1,500.00       | 0.00      | 0.00       |
| AQ  | 29719    | Equistar Chemicals, LP                  | 4157A      | HARRIS    | 12/22/2006 | 5,746.00         | 0.00             | 5,746.00       | 0.00      | 0.00       |
| AQ  | 30175    | Equistar Chemicals, LP                  | HG0770G    | HARRIS    | 08/10/2007 | 96,106.00        | 0.00             | 96,106.00      | 0.00      | 0.00       |
| AQ  | 28868    | Equistar Chemicals, LP                  |            | HARRIS    | 02/18/2007 | 64,100.00        | 0.00             | 64,100.00      | 0.00      | 0.00       |
| AQ  | 30712    | Equistar Chemicals, LP                  | 4682B      | NUECES    | 04/13/2007 | 9,750.00         | 1,950.00         | 3,900.00       | 3,900.00  | 3,900.00   |
| AQ  | 31581    | Equistar Chemicals, LP                  | HG0770G    | HARRIS    | 08/10/2007 | 28,775.00        | 5,755.00         | 11,510.00      | 11,510.00 | 11,510.00  |
| AQ  | 32062    | Equistar Chemicals, LP                  | 19558      | BRAZORIA  | 08/31/2007 | 80,191.00        | 0.00             | 40,096.00      | 40,095.00 | 40,095.00  |
| AQ  | 29349    | Equistar Chemicals, LP                  | HG0033B    | HARRIS    | 12/02/2006 | 8,425.00         | 0.00             | 4,213.00       | 4,212.00  | 4,212.00   |
| AQ  | 30211    | Equistar Chemicals, LP                  | BL0113I    | BRAZORIA  | 03/19/2007 | 7,900.00         | 1,580.00         | 6,320.00       | 0.00      | 0.00       |
| AQ  | 29309    | Equistar Chemicals, LP                  | BL0113I    | BRAZORIA  | 11/18/2006 | 24,750.00        | 0.00             | 24,750.00      | 0.00      | 0.00       |
| AQ  | 31079    | Equistar Chemicals, LP                  | BL0113I    | BRAZORIA  | 06/29/2007 | 14,450.00        | 0.00             | 14,450.00      | 0.00      | 0.00       |
| AQ  | 28790    | Equistar Chemicals, LP                  | HG0770G    | HARRIS    | 12/02/2006 | 10,000.00        | 0.00             | 5,000.00       | 5,000.00  | 5,000.00   |
| AQ  | 31013    | Exxon Mobil Corporation                 | HG0228H    | HARRIS    | 04/13/2007 | 8,700.00         | 1,740.00         | 3,480.00       | 3,480.00  | 3,480.00   |
| AQ  | 31795    | Exxon Mobil Corporation                 | HG0232Q    | HARRIS    | 08/23/2007 | 10,469.00        | 0.00             | 5,235.00       | 5,234.00  | 5,234.00   |
| AQ  | 29726    | Exxon Mobil Corporation                 | HG0228H    | HARRIS    | 07/13/2007 | 50,147.00        | 0.00             | 25,074.00      | 25,073.00 | 25,073.00  |
| AQ  | 30623    | Exxon Mobil Corporation                 | HG0232Q    | HARRIS    | 06/29/2007 | 10,000.00        | 0.00             | 5,000.00       | 5,000.00  | 5,000.00   |
| AQ  | 29037    | Exxon Mobil Corporation                 | HG0229F    | HARRIS    | 11/03/2006 | 20,000.00        | 0.00             | 10,000.00      | 10,000.00 | 10,000.00  |
| AQ  | 30810    | Exxon Mobil Corporation                 | HG0232Q    | HARRIS    | 05/25/2007 | 20,000.00        | 0.00             | 10,000.00      | 10,000.00 | 10,000.00  |
| AQ  | 31797    | Exxon Mobil Corporation                 | 3452       | HARRIS    | 08/10/2007 | 4,575.00         | 915.00           | 1,830.00       | 1,830.00  | 1,830.00   |
| AQ  | 30962    | Exxon Mobil Corporation                 | 2276       | CHAMBERS  | 07/13/2007 | 92,138.00        | 18,428.00        | 73,710.00      | 0.00      | 0.00       |
| AQ  | 28950    | ExxonMobil Oil Corporation              | HG0232Q    | HARRIS    | 10/02/2006 | 10,000.00        | 0.00             | 5,000.00       | 5,000.00  | 5,000.00   |
| AQ  | 28456    | ExxonMobil Oil Corporation              | HG0232Q    | HARRIS    | 09/21/2006 | 44,600.00        | 0.00             | 22,300.00      | 22,300.00 | 22,300.00  |
| AQ  | 31229    | ExxonMobil Oil Corporation              | JE0062S    | JEFFERSON | 06/29/2007 | 5,975.00         | 1,195.00         | 2,390.00       | 2,390.00  | 2,390.00   |
| AQ  | 25125    | ExxonMobil Oil Corporation              | JE0067I    | JEFFERSON | 10/02/2006 | 26,866.00        | 5,373.00         | 10,747.00      | 10,746.00 | 10,746.00  |
| AQ  | 31236    | ExxonMobil Oil Corporation              | 47358      | JEFFERSON | 05/25/2007 | 23,175.00        | 4,635.00         | 9,270.00       | 9,270.00  | 9,270.00   |
| AQ  | 29725    | ExxonMobil Oil Corporation              | HG0232Q    | HARRIS    | 01/26/2007 | 20,724.00        | 0.00             | 10,362.00      | 10,362.00 | 10,362.00  |
| AQ  | 31280    | ExxonMobil Oil Corporation              | 7799       | JEFFERSON | 05/25/2007 | 5,975.00         | 1,195.00         | 2,390.00       | 2,390.00  | 2,390.00   |
| AQ  | 31798    | Farmers Milling Company of Graham, Inc. | YB0005F    | YOUNG     | 08/31/2007 | 16,000.00        | 3,200.00         | 12,800.00      | 0.00      | 0.00       |
| AQ  | 27524    | Federal Bureau of Prisons               | EE0577G    | EL PASO   | 12/22/2006 | 840.00           | 0.00             | 840.00         | 0.00      | 0.00       |
| AQ  | 30779    | Firestone Polymers, LLC                 | 1271       | ORANGE    | 03/19/2007 | 20,792.00        | 4,158.00         | 16,634.00      | 0.00      | 0.00       |
| AQ  | 27078    | Flex Tank Systems, LLC                  | 2390       | HARRIS    | 05/25/2007 | 2,550.00         | 510.00           | 2,040.00       | 0.00      | 0.00       |
| AQ  | 22383    | GARCIA, JOSE                            | 75721      | HARRIS    | 11/03/2006 | 9,240.00         | 0.00             | 9,240.00       | 0.00      | 0.00       |

\* There are Multiple Respondent Names associated to this Case No.

## Appendix 11: List of Administrative Orders Issued FY2007

### Singles Program

Date Range Selected : 09/01/2006 - 08/31/2007

| PGM | Case No. | Respondent Name                               | TCEQ ID   | County     | Order Date | Penalty Assessed | Penalty Deferred | Payable Amount | SEP Cost  | SEP Offset |
|-----|----------|---|-----------|------------|------------|------------------|------------------|----------------|-----------|------------|
| AQ  | 29188    | Gentex Power Corporation                      | BC0082T   | BASTROP    | 10/19/2006 | 2,000.00         | 400.00           | 1,600.00       | 0.00      | 0.00       |
| AQ  | 29564    | Gerdau Ameristeel US Inc.                     | OC0011S   | ORANGE     | 11/18/2006 | 4,600.00         | 920.00           | 3,680.00       | 0.00      | 0.00       |
| AQ  | 31789    | Glasscock County Co-op                        | 24036     | GLASSCOCK  | 07/13/2007 | 1,000.00         | 200.00           | 800.00         | 0.00      | 0.00       |
| AQ  | 31477    | Haldor Topsoe, Inc.                           | 1217      | HARRIS     | 05/25/2007 | 8,816.00         | 1,763.00         | 3,527.00       | 3,526.00  | 3,526.00   |
| AQ  | 33030    | Houston Refining LP                           | HG0048L   | HARRIS     | 08/10/2007 | 50,453.00        | 0.00             | 25,227.00      | 25,226.00 | 25,226.00  |
| AQ  | 29906    | Houston Refining LP                           | HG0048L   | HARRIS     | 02/05/2007 | 20,000.00        | 0.00             | 20,000.00      | 0.00      | 0.00       |
| AQ  | 25585    | Huntsman Petrochemical Corporation            | JE0052V   | JEFFERSON  | 12/02/2006 | 421,941.00       | 0.00             | 421,941.00     | 0.00      | 0.00       |
| AQ  | 31230    | Huntsman Petrochemical Corporation            | 1384      | MONTGOMERY | 05/25/2007 | 18,375.00        | 3,675.00         | 14,700.00      | 0.00      | 0.00       |
| AQ  | 29044    | Huntsman Petrochemical Corporation            | JE0052V   | JEFFERSON  | 09/21/2006 | 19,608.00        | 0.00             | 9,804.00       | 9,804.00  | 9,804.00   |
| AQ  | 30061    | Huntsman Petrochemical Corporation            | 19823     | JEFFERSON  | 05/25/2007 | 5,700.00         | 0.00             | 5,700.00       | 0.00      | 0.00       |
| AQ  | 29330    | Huntsman Petrochemical Corporation            | JE0135Q   | JEFFERSON  | 10/02/2006 | 10,550.00        | 0.00             | 5,275.00       | 5,275.00  | 5,275.00   |
| AQ  | 32559    | INEOS USA LLC                                 | 95        | BRAZORIA   | 08/31/2007 | 5,225.00         | 1,045.00         | 4,180.00       | 0.00      | 0.00       |
| AQ  | 29207    | INEOS USA LLC                                 | BL0002S   | BRAZORIA   | 11/03/2006 | 21,375.00        | 4,275.00         | 17,100.00      | 0.00      | 0.00       |
| AQ  | 31571    | INEOS USA LLC                                 | 95        | BRAZORIA   | 04/26/2007 | 4,450.00         | 890.00           | 3,560.00       | 0.00      | 0.00       |
| AQ  | 30290    | Intercontinental Terminals Company            | 1078      | HARRIS     | 03/19/2007 | 9,500.00         | 1,900.00         | 7,600.00       | 0.00      | 0.00       |
| AQ  | 31135    | International Paper Company                   | 980       | POLK       | 03/19/2007 | 2,950.00         | 590.00           | 2,360.00       | 0.00      | 0.00       |
| AQ  | 31300    | Invista S.a.r.l.                              | 1302      | ORANGE     | 08/31/2007 | 120,666.00       | 24,133.00        | 48,267.00      | 48,266.00 | 48,266.00  |
| AQ  | 29088    | ISP Synthetic Elastomers LP                   | 74010     | JEFFERSON  | 03/05/2007 | 3,225.00         | 645.00           | 2,580.00       | 0.00      | 0.00       |
| AQ  | 27289    | JASON BEAM DBA CASE BY CASE                   |           | DALLAS     | 10/02/2006 | 2,100.00         | 0.00             | 2,100.00       | 0.00      | 0.00       |
| AQ  | 12669    | Jerry Resendez Enterprises, Inc.              | 55368L001 | WEBB       | 12/02/2006 | 10,000.00        | 0.00             | 10,000.00      | 0.00      | 0.00       |
| AQ  | 31440    | Jetta Operting Company, Inc.                  | 592       | FORT BEND  | 04/26/2007 | 15,000.00        | 3,000.00         | 12,000.00      | 0.00      | 0.00       |
| AQ  | 31739    | JOHNSON, BOBBY SONNY                          | 80293     | GREGG      | 06/29/2007 | 4,200.00         | 840.00           | 3,360.00       | 0.00      | 0.00       |
| AQ  | 32267    | KM Liquids Terminals, L. P.                   | 5171      | HARRIS     | 08/31/2007 | 5,814.00         | 1,162.00         | 4,652.00       | 0.00      | 0.00       |
| AQ  | 30427    | KMCO Port Arthur, Inc. DBA KMTEX              | 74398     | JEFFERSON  | 01/26/2007 | 9,231.00         | 0.00             | 9,231.00       | 0.00      | 0.00       |
| AQ  | 28668    | K-Solv, LP                                    | HX2351A   | HARRIS     | 10/19/2006 | 5,400.00         | 1,080.00         | 4,320.00       | 0.00      | 0.00       |
| AQ  | 30724    | La Moderna, Inc.                              | EE1147F   | EL PASO    | 03/05/2007 | 1,490.00         | 298.00           | 1,192.00       | 0.00      | 0.00       |
| AQ  | 25584    | La Roca Ready Mix, Inc.                       |           | LIBERTY    | 02/05/2007 | 10,000.00        | 0.00             | 10,000.00      | 0.00      | 0.00       |
| AQ  | 29532    | Lanxess Corporation                           | CIA004D   | CHAMBERS   | 12/22/2006 | 4,080.00         | 816.00           | 3,264.00       | 0.00      | 0.00       |
| AQ  | 27079    | LARNED, PIERCE                                |           | MIDLAND    | 01/26/2007 | 450.00           | 90.00            | 360.00         | 0.00      | 0.00       |
| AQ  | 29167    | Latino's Ready Mix Concrete Contractors, Inc. | 77674     | DALLAS     | 10/19/2006 | 10,000.00        | 0.00             | 10,000.00      | 0.00      | 0.00       |
| AQ  | 30230    | LBC Houston, L.P.                             | 3467B     | HARRIS     | 05/25/2007 | 8,800.00         | 1,760.00         | 7,040.00       | 0.00      | 0.00       |
| AQ  | 30109    | Lide Industries, Inc.                         | FI0066V   | FREESTONE  | 12/22/2006 | 27,520.00        | 5,504.00         | 22,016.00      | 0.00      | 0.00       |
| AQ  | 31049    | Lone Star Industries, Inc.                    | 1119      | NOLAN      | 04/26/2007 | 14,544.00        | 2,909.00         | 11,635.00      | 0.00      | 0.00       |
| AQ  | 31825    | Love's Travel Stops & Country Stores, Inc.    | EE1053P   | EL PASO    | 07/13/2007 | 2,000.00         | 400.00           | 1,600.00       | 0.00      | 0.00       |
| AQ  | 31856    | Lucite International, Inc.                    | 1437      | JEFFERSON  | 06/29/2007 | 2,600.00         | 520.00           | 1,040.00       | 1,040.00  | 1,040.00   |

\* There are Multiple Respondent Names associated to this Case No.



## Appendix 11: List of Administrative Orders Issued FY2007

### Singles Program

Date Range Selected : 09/01/2006 - 08/31/2007

| PGM | Case No. | Respondent Name                      | TCEQ ID   | County     | Order Date | Penalty Assessed | Penalty Deferred | Payable Amount | SEP Cost  | SEP Offset |
|-----|----------|--------------------------------------|-----------|------------|------------|------------------|------------------|----------------|-----------|------------|
| AQ  | 30764    | Lufkin Industries, Inc.              | 1854      | ANGELINA   | 03/05/2007 | 4,250.00         | 850.00           | 3,400.00       | 0.00      | 0.00       |
| AQ  | 31051    | Lyondell Chemical Company            | 9395      | HARRIS     | 05/25/2007 | 10,000.00        | 2,000.00         | 8,000.00       | 0.00      | 0.00       |
| AQ  | 29443    | Lyondell Chemical Company            | HG0537O   | HARRIS     | 12/02/2006 | 3,800.00         | 760.00           | 3,040.00       | 0.00      | 0.00       |
| AQ  | 25591    | M & H Crates, Inc.                   | CJ0101U   | CHEROKEE   | 08/31/2007 | 1,050.00         | 210.00           | 840.00         | 0.00      | 0.00       |
| AQ  | 30957    | Magellan Pipeline Company, L.P.      | 2764      | ECTOR      | 03/05/2007 | 2,000.00         | 400.00           | 1,600.00       | 0.00      | 0.00       |
| AQ  | 25135    | Mastercraft Industries Company, L.P. | TF0031W   | TITUS      | 01/26/2007 | 11,250.00        | 0.00             | 11,250.00      | 0.00      | 0.00       |
| AQ  | 31128    | Masters Resources, LLC               | 2145      | CHAMBERS   | 02/18/2007 | 4,125.00         | 825.00           | 3,300.00       | 0.00      | 0.00       |
| AQ  | 31755    | Millennium Petrochemicals Inc.       | HX1726J   | HARRIS     | 08/10/2007 | 10,000.00        | 0.00             | 5,000.00       | 5,000.00  | 5,000.00   |
| AQ  | 29273    | Millennium Petrochemicals Inc.       | HX1726J   | HARRIS     | 11/03/2006 | 16,050.00        | 3,210.00         | 6,420.00       | 6,420.00  | 6,420.00   |
| AQ  | 28807    | Mine Service, Ltd.                   | 74574L001 | WILLIAMSON | 11/03/2006 | 10,000.00        | 0.00             | 10,000.00      | 0.00      | 0.00       |
| AQ  | 30745    | Motiva Enterprises LLC               | 357       | JEFFERSON  | 02/18/2007 | 2,500.00         | 500.00           | 2,000.00       | 0.00      | 0.00       |
| AQ  | 28822    | National Oilwell Varco, L.P.         | HG0878I   | HARRIS     | 09/21/2006 | 85,625.00        | 17,125.00        | 34,250.00      | 34,250.00 | 34,250.00  |
| AQ  | 29917    | Occidental Permian Ltd.              | TC0002Q   | TERRELL    | 11/18/2006 | 3,240.00         | 648.00           | 2,592.00       | 0.00      | 0.00       |
| AQ  | 32131    | Occidental Permian Ltd.              | 18406     | HOCKLEY    | 08/31/2007 | 25,300.00        | 0.00             | 25,300.00      | 0.00      | 0.00       |
| AQ  | 29965    | Orange Crush Recyclers, Ltd.         | 55240L001 | DALLAS     | 02/18/2007 | 16,720.00        | 3,344.00         | 13,376.00      | 0.00      | 0.00       |
| AQ  | 29509    | Owens Corning Sales, Inc.            | DB0632E   | DALLAS     | 11/18/2006 | 11,550.00        | 2,310.00         | 9,240.00       | 0.00      | 0.00       |
| AQ  | 31769    | Oxy USA WTP, L.P.                    | 20660     | KENT       | 08/10/2007 | 152,350.00       | 30,470.00        | 121,880.00     | 0.00      | 0.00       |
| AQ  | 29333    | Oxy Vinyls, LP                       | HG0193B   | HARRIS     | 05/11/2007 | 19,425.00        | 3,885.00         | 15,540.00      | 0.00      | 0.00       |
| AQ  | 30288    | Oxy Vinyls, LP                       | HG1451S   | HARRIS     | 12/22/2006 | 4,030.00         | 806.00           | 3,224.00       | 0.00      | 0.00       |
| AQ  | 29612    | Pasadena Refining System, Inc.       | 56389     | HARRIS     | 02/18/2007 | 14,364.00        | 2,873.00         | 11,491.00      | 0.00      | 0.00       |
| AQ  | 30590    | PD Glycol LP                         | 3361A     | JEFFERSON  | 04/26/2007 | 10,575.00        | 2,115.00         | 4,230.00       | 4,230.00  | 4,230.00   |
| AQ  | 31855    | PD Glycol LP                         | 2190      | JEFFERSON  | 06/29/2007 | 2,875.00         | 575.00           | 2,300.00       | 0.00      | 0.00       |
| AQ  | 31466    | Penreco Partnership                  | GB0054T   | GALVESTON  | 08/10/2007 | 68,586.00        | 13,717.00        | 27,435.00      | 27,434.00 | 27,434.00  |
| AQ  | 31959    | PEREZ, JOE                           | 79266     | TAYLOR     | 08/23/2007 | 1,050.00         | 210.00           | 840.00         | 0.00      | 0.00       |
| AQ  | 30695    | Petro Stopping Centers, L.P.         | EE1094B   | EL PASO    | 01/26/2007 | 1,240.00         | 248.00           | 992.00         | 0.00      | 0.00       |
| AQ  | 31083    | Plains Pipeline, L.P.                | 1183      | UPTON      | 04/13/2007 | 2,000.00         | 400.00           | 1,600.00       | 0.00      | 0.00       |
| AQ  | 31263    | Ponderosa Pine Energy Partners, Ltd  | 543       | JOHNSON    | 04/13/2007 | 2,500.00         | 500.00           | 2,000.00       | 0.00      | 0.00       |
| AQ  | 29336    | Price Construction, Ltd.             | 21169     | WEBB       | 04/26/2007 | 1,000.00         | 0.00             | 1,000.00       | 0.00      | 0.00       |
| AQ  | 29049    | Price Construction, Ltd.             | 7901      | LUBBOCK    | 03/05/2007 | 6,000.00         | 0.00             | 6,000.00       | 0.00      | 0.00       |
| AQ  | 31439    | Range Pipeline Systems, L.P.         | SO0007V   | STERLING   | 06/29/2007 | 850.00           | 170.00           | 680.00         | 0.00      | 0.00       |
| AQ  | 30531    | Red Ewald, Inc.                      | 1006      | KARNES     | 03/19/2007 | 1,625.00         | 325.00           | 1,300.00       | 0.00      | 0.00       |
| AQ  | 32173    | Rescar, Inc.                         | OC0054A   | ORANGE     | 08/31/2007 | 34,000.00        | 6,800.00         | 27,200.00      | 0.00      | 0.00       |
| AQ  | 32011    | REYES JR, GILBERT O                  |           | EL PASO    | 08/23/2007 | 650.00           | 130.00           | 520.00         | 0.00      | 0.00       |
| AQ  | 31839    | Riata Energy, Inc.                   |           | PECOS      | 08/23/2007 | 2,675.00         | 535.00           | 2,140.00       | 0.00      | 0.00       |
| AQ  | 31742    | ROMO, DAVID                          | EE0863C   | EL PASO    | 04/13/2007 | 800.00           | 160.00           | 640.00         | 0.00      | 0.00       |
| AQ  | 30942    | RSC Equipment Rental, Inc.           | EE1153K   | EL PASO    | 03/05/2007 | 1,200.00         | 240.00           | 960.00         | 0.00      | 0.00       |
| AQ  | 31720    | RSC Equipment Rental, Inc.           | EE1153K   | EL PASO    | 06/29/2007 | 1,200.00         | 240.00           | 960.00         | 0.00      | 0.00       |

\* There are Multiple Respondent Names associated to this Case No.

## Appendix 11: List of Administrative Orders Issued FY2007

### Singles Program

Date Range Selected : 09/01/2006 - 08/31/2007

| PGM | Case No. | Respondent Name                                       | TCEQ ID    | County       | Order Date | Penalty Assessed | Penalty Deferred | Payable Amount | SEP Cost  | SEP Offset |
|-----|----------|---|------------|--------------|------------|------------------|------------------|----------------|-----------|------------|
| AQ  | 32004    | Rushing Paving Company, Ltd.                          | 18602      | GRAYSON      | 07/13/2007 | 2,740.00         | 548.00           | 2,192.00       | 0.00      | 0.00       |
| AQ  | 24861    | SABINA PETROCHEMICALS, LLC                            | JE0843F    | JEFFERSON    | 10/19/2006 | 33,275.00        | 0.00             | 16,638.00      | 16,637.00 | 16,637.00  |
| AQ  | 31740    | Sabine Valley Pipeline, Inc.                          | 2801       | GREGG        | 07/13/2007 | 3,750.00         | 750.00           | 3,000.00       | 0.00      | 0.00       |
| AQ  | 21547    | Saint-Gobain Vetrotex America, Inc.                   | 5667       | WICHITA      | 07/13/2007 | 3,100.00         | 0.00             | 3,100.00       | 0.00      | 0.00       |
| AQ  | 24963    | Sargent's Wholesale Biologicals                       |            | BEXAR        | 10/19/2006 | 6,630.00         | 0.00             | 6,630.00       | 0.00      | 0.00       |
| AQ  | 14617    | Scott Hewitt Broiler Farm                             | UA0181R    | UPSHUR       | 02/18/2007 | 6,500.00         | 0.00             | 6,500.00       | 0.00      | 0.00       |
| AQ  | 30883    | Sequa Corporation                                     | 56588      | HARRIS       | 05/25/2007 | 58,225.00        | 11,645.00        | 46,580.00      | 0.00      | 0.00       |
| AQ  | 22342    | Sherwin Alumina, L.P.                                 | SD0037N    | SAN PATRICIO | 08/10/2007 | 20,488.00        | 0.00             | 10,244.00      | 10,244.00 | 10,244.00  |
| AQ  | 31248    | Shintech Incorporated                                 | 1361       | BRAZORIA     | 05/25/2007 | 18,725.00        | 3,745.00         | 14,980.00      | 0.00      | 0.00       |
| AQ  | 30997    | South Texas Electric Cooperative, Inc.                | 799        | VICTORIA     | 01/26/2007 | 7,200.00         | 1,440.00         | 5,760.00       | 0.00      | 0.00       |
| AQ  | 32067    | Southern Union Pipeline, Ltd.                         | 4847500007 | WARD         | 08/23/2007 | 3,050.00         | 610.00           | 2,440.00       | 0.00      | 0.00       |
| AQ  | 27410    | South-Tex Concrete, Inc.                              | 908371F    | CAMERON      | 05/25/2007 | 10,500.00        | 0.00             | 10,500.00      | 0.00      | 0.00       |
| AQ  | 30744    | Southwest Convenience Stores, LLC                     | EE1186S    | EL PASO      | 07/13/2007 | 11,380.00        | 2,276.00         | 9,104.00       | 0.00      | 0.00       |
| AQ  | 31756    | Southwest Convenience Stores, LLC                     | EE1267R    | EL PASO      | 08/10/2007 | 18,820.00        | 3,764.00         | 15,056.00      | 0.00      | 0.00       |
| AQ  | 27340    | Southwest Laminates, Inc.                             | EE2086Q    | EL PASO      | 12/02/2006 | 19,795.00        | 3,959.00         | 15,836.00      | 0.00      | 0.00       |
| AQ  | 28309    | Southwest Recycled Materials LP                       | 948523I    | KAUFMAN      | 10/02/2006 | 5,000.00         | 1,000.00         | 4,000.00       | 0.00      | 0.00       |
| AQ  | 30567    | Southwestern Bell Telephone, L.P.                     | EE1042U    | EL PASO      | 02/05/2007 | 1,000.00         | 200.00           | 800.00         | 0.00      | 0.00       |
| AQ  | 31644    | Southwestern Bell Telephone, L.P.                     | EE1042U    | EL PASO      | 05/25/2007 | 1,000.00         | 200.00           | 800.00         | 0.00      | 0.00       |
| AQ  | 30780    | Southwestern Industrial Contractors and Riggers, Inc. | EE1696N    | EL PASO      | 04/13/2007 | 1,200.00         | 240.00           | 960.00         | 0.00      | 0.00       |
| AQ  | 29340    | Stantrans, Inc.                                       | GB0005J    | GALVESTON    | 10/19/2006 | 6,700.00         | 1,340.00         | 2,680.00       | 2,680.00  | 2,680.00   |
| AQ  | 27413    | Stephenville Mobil Home Park, Ltd. *                  |            | ERATH        | 10/02/2006 | 4,600.00         | 0.00             | 4,600.00       | 0.00      | 0.00       |
| AQ  | 31459    | Stonewater Pipeline Company, L.P.                     | 250        | SUTTON       | 05/25/2007 | 2,875.00         | 575.00           | 1,150.00       | 1,150.00  | 1,150.00   |
| AQ  | 29716    | Sunoco, Inc. (R&M)                                    | HG1996R    | HARRIS       | 03/05/2007 | 10,000.00        | 0.00             | 10,000.00      | 0.00      | 0.00       |
| AQ  | 30591    | Tekni-Plex, Inc.                                      | DB1276U    | DALLAS       | 03/19/2007 | 12,700.00        | 0.00             | 12,700.00      | 0.00      | 0.00       |
| AQ  | 29718    | Tekni-Plex, Inc.                                      | DB1276U    | DALLAS       | 11/18/2006 | 2,730.00         | 546.00           | 2,184.00       | 0.00      | 0.00       |
| AQ  | 31221    | Texaco Exploration and Production, Inc.               | 2648       | ECTOR        | 05/25/2007 | 6,750.00         | 1,350.00         | 5,400.00       | 0.00      | 0.00       |
| AQ  | 28789    | Texas A&M University                                  | BM0032V    | BRAZOS       | 10/02/2006 | 22,275.00        | 4,455.00         | 0.00           | 17,820.00 | 17,820.00  |
| AQ  | 28466    | TEXAS AERO ENGINE SERVICES, L.L.C.                    | 1468       | DENTON       | 10/02/2006 | 4,800.00         | 960.00           | 3,840.00       | 0.00      | 0.00       |
| AQ  | 30037    | Texas Barge & Boat, Inc.                              | 1698       | BRAZORIA     | 03/05/2007 | 21,700.00        | 4,340.00         | 17,360.00      | 0.00      | 0.00       |
| AQ  | 30092    | Texas Crude Energy, Inc.                              | NE0062T    | NUECES       | 11/18/2006 | 5,000.00         | 1,000.00         | 4,000.00       | 0.00      | 0.00       |
| AQ  | 6498     | Texas Lime Company                                    | JH0045I    | JOHNSON      | 10/02/2006 | 50,625.00        | 0.00             | 25,313.00      | 25,312.00 | 25,312.00  |
| AQ  | 24551    | Texas Petrochemicals LP                               | 1598       | HARRIS       | 04/26/2007 | 157,959.00       | 0.00             | 78,980.00      | 78,979.00 | 78,979.00  |
| AQ  | 32900    | Texas Petrochemicals LP                               | HG0562P    | HARRIS       | 08/31/2007 | 20,000.00        | 4,000.00         | 8,000.00       | 8,000.00  | 8,000.00   |
| AQ  | 32227    | Texas Petrochemicals LP                               | 46307      | HARRIS       | 04/26/2007 | 31,336.00        | 0.00             | 31,336.00      | 0.00      | 0.00       |
| AQ  | 31470    | The BOC Group, Inc.                                   | HGA002B    | HARRIS       | 05/25/2007 | 5,320.00         | 1,064.00         | 2,128.00       | 2,128.00  | 2,128.00   |

\* There are Multiple Respondent Names associated to this Case No.

## Appendix 11: List of Administrative Orders Issued FY2007

### Singles Program

Date Range Selected : 09/01/2006 - 08/31/2007

| PGM | Case No. | Respondent Name                            | TCEQ ID | County    | Order Date | Penalty Assessed | Penalty Deferred | Payable Amount | SEP Cost   | SEP Offset |
|-----|----------|--|---------|-----------|------------|------------------|------------------|----------------|------------|------------|
| AQ  | 31343    | The Dow Chemical Company                   | HG0769O | HARRIS    | 08/10/2007 | 3,406.00         | 681.00           | 2,725.00       | 0.00       | 0.00       |
| AQ  | 31768    | The Dow Chemical Company                   | BL0082R | BRAZORIA  | 07/13/2007 | 20,000.00        | 0.00             | 20,000.00      | 0.00       | 0.00       |
| AQ  | 31966    | The Dow Chemical Company                   | BL0082R | BRAZORIA  | 08/31/2007 | 87,192.00        | 0.00             | 43,596.00      | 43,596.00  | 43,596.00  |
| AQ  | 30487    | The Dow Chemical Company                   | GB0076J | GALVESTON | 04/26/2007 | 10,233.00        | 2,047.00         | 8,186.00       | 0.00       | 0.00       |
| AQ  | 26972    | The Goodyear Tire & Rubber Company         | JE0039N | JEFFERSON | 06/29/2007 | 283,654.00       | 0.00             | 141,827.00     | 141,827.00 | 141,827.00 |
| AQ  | 28086    | The Goodyear Tire & Rubber Company         | HG0289K | HARRIS    | 02/18/2007 | 4,075.00         | 0.00             | 4,075.00       | 0.00       | 0.00       |
| AQ  | 32872    | The Goodyear Tire & Rubber Company         | HG0289K | HARRIS    | 08/10/2007 | 11,856.00        | 2,371.00         | 4,743.00       | 4,742.00   | 4,742.00   |
| AQ  | 30859    | THE METHODIST HOSPITAL                     | HX2687K | HARRIS    | 04/13/2007 | 32,000.00        | 6,400.00         | 0.00           | 25,600.00  | 25,600.00  |
| AQ  | 29722    | Thomas Steel Drums, Inc.                   | 49060   | TARRANT   | 02/05/2007 | 1,120.00         | 224.00           | 896.00         | 0.00       | 0.00       |
| AQ  | 28588    | TM Chemicals Limited Partnership           | HG3043A | HARRIS    | 10/02/2006 | 9,500.00         | 1,900.00         | 7,600.00       | 0.00       | 0.00       |
| AQ  | 31245    | Tony Lama Company                          | 1755    | EL PASO   | 04/13/2007 | 2,375.00         | 475.00           | 1,900.00       | 0.00       | 0.00       |
| AQ  | 30633    | Torres Ready-Mix, Inc.                     |         |           | 12/02/2006 | 1,100.00         | 220.00           | 880.00         | 0.00       | 0.00       |
| AQ  | 30572    | Total Petrochemicals USA, Inc.             | 16840   | JEFFERSON | 05/25/2007 | 63,280.00        | 0.00             | 63,280.00      | 0.00       | 0.00       |
| AQ  | 31181    | Total Petrochemicals USA, Inc.             | 21538   | HARRIS    | 04/13/2007 | 12,699.00        | 0.00             | 12,699.00      | 0.00       | 0.00       |
| AQ  | 30330    | Total Petrochemicals USA, Inc.             | 3908B   | HARRIS    | 03/19/2007 | 10,000.00        | 2,000.00         | 8,000.00       | 0.00       | 0.00       |
| AQ  | 31845    | Total Petrochemicals USA, Inc.             | HG0036S | HARRIS    | 08/10/2007 | 21,750.00        | 4,350.00         | 17,400.00      | 0.00       | 0.00       |
| AQ  | 32065    | Transcontinental Gas Pipe Line Corporation | HF0042L | HARDIN    | 08/31/2007 | 2,240.00         | 448.00           | 1,792.00       | 0.00       | 0.00       |
| AQ  | 32885    | Transit Mix Concrete & Materials Company   | PC0290P | PARKER    | 08/23/2007 | 3,220.00         | 644.00           | 2,576.00       | 0.00       | 0.00       |
| AQ  | 30763    | TRI State Electric, Ltd.                   | EE1700B | EL PASO   | 12/22/2006 | 1,200.00         | 240.00           | 960.00         | 0.00       | 0.00       |
| AQ  | 31202    | Trinity Industries, Inc.                   | TA0285V | TARRANT   | 05/11/2007 | 3,500.00         | 700.00           | 2,800.00       | 0.00       | 0.00       |
| AQ  | 31749    | Ultra Fuel & Oil, L.L.C.                   | EE2178K | EL PASO   | 07/13/2007 | 1,000.00         | 200.00           | 800.00         | 0.00       | 0.00       |
| AQ  | 24474    | Union Carbide Corporation                  | GB0076J | GALVESTON | 02/05/2007 | 14,175.00        | 0.00             | 14,175.00      | 0.00       | 0.00       |
| AQ  | 20721    | Union Oil Company of California            | JE0111H | JEFFERSON | 12/22/2006 | 79,820.00        | 0.00             | 39,910.00      | 39,910.00  | 39,910.00  |
| AQ  | 31369    | United States Gypsum Company               | 2572    | NOLAN     | 04/26/2007 | 18,375.00        | 3,675.00         | 14,700.00      | 0.00       | 0.00       |
| AQ  | 29335    | US Department of the Army                  | 1638    | NUECES    | 02/05/2007 | 2,050.00         | 410.00           | 1,640.00       | 0.00       | 0.00       |
| AQ  | 30786    | VALDEZ, DOLORES M *                        | EE0948Q | EL PASO   | 05/11/2007 | 1,240.00         | 248.00           | 992.00         | 0.00       | 0.00       |
| AQ  | 32517    | Valero Refining-Texas, L.P.                | HG0130C | HARRIS    | 07/13/2007 | 38,000.00        | 0.00             | 19,000.00      | 19,000.00  | 19,000.00  |
| AQ  | 27826    | Valero Refining-Texas, L.P.                | GB0073P | GALVESTON | 05/11/2007 | 35,550.00        | 7,110.00         | 28,440.00      | 0.00       | 0.00       |
| AQ  | 32509    | Valero Refining-Texas, L.P.                | 2937A   | NUECES    | 08/23/2007 | 10,000.00        | 2,000.00         | 8,000.00       | 0.00       | 0.00       |
| AQ  | 30300    | Valero Refining-Texas, L.P.                | GB0073P | GALVESTON | 08/23/2007 | 119,149.00       | 0.00             | 59,575.00      | 59,574.00  | 59,574.00  |
| AQ  | 31965    | Valero Refining-Texas, L.P.                | HG0130C | HARRIS    | 08/10/2007 | 75,600.00        | 0.00             | 75,600.00      | 0.00       | 0.00       |
| AQ  | 29859    | Viewpoint Energy, Inc.                     |         | GALVESTON | 01/26/2007 | 3,300.00         | 660.00           | 2,640.00       | 0.00       | 0.00       |
| AQ  | 30852    | Vopak Logistics Services USA Inc.          | HG0224P | HARRIS    | 05/11/2007 | 55,328.00        | 11,066.00        | 22,131.00      | 22,131.00  | 22,131.00  |
| AQ  | 19655    | W & W Fiberglass Tank Company              | GH0099A | GRAY      | 12/22/2006 | 12,495.00        | 0.00             | 12,495.00      | 0.00       | 0.00       |
| AQ  | 25066    | Wallach Concrete, Inc.                     | 74163   | GAINES    | 06/29/2007 | 20,000.00        | 0.00             | 20,000.00      | 0.00       | 0.00       |

\* There are Multiple Respondent Names associated to this Case No.

## Appendix 11: List of Administrative Orders Issued FY2007

### Singles Program

Date Range Selected : 09/01/2006 - 08/31/2007

| PGM                          | Case No. | Respondent Name                     | TCEQ ID    | County    | Order Date | Penalty Assessed | Penalty Deferred    | Payable Amount    | SEP Cost            | SEP Offset        |                   |
|------------------------------|----------|-------------------------------------|------------|-----------|------------|------------------|---------------------|-------------------|---------------------|-------------------|-------------------|
| AQ                           | 30291    | Wal-Mart Stores, Inc.               | EE2179I    | EL PASO   | 03/19/2007 | 1,020.00         | 204.00              | 816.00            | 0.00                | 0.00              |                   |
| AQ                           | 32368    | Watco Tanks, Inc.                   | 32476      | WILSON    | 08/23/2007 | 2,500.00         | 500.00              | 2,000.00          | 0.00                | 0.00              |                   |
| AQ                           | 28987    | WEISHUHN, DARRYL                    |            | TOM GREEN | 10/02/2006 | 1,050.00         | 210.00              | 840.00            | 0.00                | 0.00              |                   |
| AQ                           | 18030    | WEST TEXAS G STORES INC             | EE0948Q    | EL PASO   | 12/02/2006 | 2,040.00         | 0.00                | 2,040.00          | 0.00                | 0.00              |                   |
| AQ                           | 31883    | Western Extrusions Corporation      | DB1172K    | DALLAS    | 08/10/2007 | 17,850.00        | 3,570.00            | 14,280.00         | 0.00                | 0.00              |                   |
| AQ                           | 29194    | Western Gas Resources, Inc.         | UB0009T    | UPTON     | 10/19/2006 | 52,500.00        | 10,500.00           | 42,000.00         | 0.00                | 0.00              |                   |
| AQ                           | 31231    | WFC Company Inc.                    | 26330      | CHEROKEE  | 06/29/2007 | 14,400.00        | 2,880.00            | 11,520.00         | 0.00                | 0.00              |                   |
| AQ                           | 31246    | Wharton County Power Partners, L.P. | WF0175P    | WHARTON   | 03/19/2007 | 2,100.00         | 420.00              | 1,680.00          | 0.00                | 0.00              |                   |
| AQ                           | 29319    | Williams Field Services Group, LLC  | GB0156K    | GALVESTON | 10/02/2006 | 1,190.00         | 238.00              | 952.00            | 0.00                | 0.00              |                   |
| AQ                           | 32272    | Wingate Gin Corporation             | 29009      | HOWARD    | 07/13/2007 | 2,100.00         | 420.00              | 1,680.00          | 0.00                | 0.00              |                   |
| AQ                           | 31884    | Wise County Power Company, LP       | 2604       | WISE      | 07/13/2007 | 1,625.00         | 325.00              | 1,300.00          | 0.00                | 0.00              |                   |
| AQ                           | 32349    | WTG Gas Processing, L.P.            | 4822700034 | HOWARD    | 08/31/2007 | 2,444.00         | 488.00              | 1,956.00          | 0.00                | 0.00              |                   |
| <b>AQ Orders Issued: 260</b> |          |                                     |            |           |            | Total:           | <b>5,240,329.00</b> | <b>420,093.00</b> | <b>3,825,083.00</b> | <b>995,153.00</b> | <b>995,153.00</b> |

\* There are Multiple Respondent Names associated to this Case No.

## Appendix 11: List of Administrative Orders Issued FY2007

### Singles Program

Date Range Selected : 09/01/2006 - 08/31/2007

| PGM | Case No. | Respondent Name                                  | TCEQ ID      | County     | Order Date | Penalty Assessed | Penalty Deferred | Payable Amount | SEP Cost | SEP Offset |
|-----|----------|--|--------------|------------|------------|------------------|------------------|----------------|----------|------------|
| DC  | 31160    | 6914 M.L.K. Center, Inc.                         | TXR000071118 | HARRIS     | 03/05/2007 | 1,067.00         | 214.00           | 853.00         | 0.00     | 0.00       |
| DC  | 29963    | A Plus Cleaners                                  |              | TARRANT    | 07/13/2007 | 1,185.00         | 0.00             | 1,185.00       | 0.00     | 0.00       |
| DC  | 30135    | Abdul H Hirani                                   |              | DENTON     | 03/19/2007 | 1,067.00         | 0.00             | 1,067.00       | 0.00     | 0.00       |
| DC  | 31042    | AHAD BUSINESS, INC.                              | TXR000071522 | FORT BEND  | 04/13/2007 | 2,370.00         | 474.00           | 1,896.00       | 0.00     | 0.00       |
| DC  | 30575    | Ahmed Jafferally                                 | TXR982552390 | HARRIS     | 03/05/2007 | 1,185.00         | 237.00           | 948.00         | 0.00     | 0.00       |
| DC  | 29862    | Aleem Enterprises, Inc.                          |              | DALLAS     | 11/18/2006 | 2,370.00         | 474.00           | 1,896.00       | 0.00     | 0.00       |
| DC  | 30142    | ALEX INC   |              | TARRANT    | 04/26/2007 | 955.00           | 0.00             | 955.00         | 0.00     | 0.00       |
| DC  | 29878    | All Seasons Dry Cleaning & Laundry, Inc          |              | TRAVIS     | 04/13/2007 | 1,067.00         | 213.00           | 854.00         | 0.00     | 0.00       |
| DC  | 30647    | ALLBRIGHT, PAUL                                  |              | COLLIN     | 02/18/2007 | 1,185.00         | 237.00           | 948.00         | 0.00     | 0.00       |
| DC  | 30993    | ALLIN, KYONG H                                   | TXR000075218 | BELL       | 02/18/2007 | 117.00           | 23.00            | 94.00          | 0.00     | 0.00       |
| DC  | 30672    | ALY MOHAMMAD INC                                 | TXR000069856 | HARRIS     | 06/29/2007 | 3,319.00         | 663.00           | 2,656.00       | 0.00     | 0.00       |
| DC  | 30845    | AMAN, ABDOUREZAK M                               |              | DALLAS     | 03/05/2007 | 1,185.00         | 237.00           | 948.00         | 0.00     | 0.00       |
| DC  | 31107    | ANJUL, INC.                                      |              | COLLIN     | 04/13/2007 | 889.00           | 178.00           | 711.00         | 0.00     | 0.00       |
| DC  | 31142    | Arfa & Shifa Business, Inc                       | TXR000075606 | LIBERTY    | 03/19/2007 | 1,067.00         | 214.00           | 853.00         | 0.00     | 0.00       |
| DC  | 30881    | B & D Kim Corporation                            |              | DALLAS     | 04/13/2007 | 1,185.00         | 237.00           | 948.00         | 0.00     | 0.00       |
| DC  | 30822    | Bang Cong Tieu                                   | TXR000072827 | HARRIS     | 02/18/2007 | 1,185.00         | 237.00           | 948.00         | 0.00     | 0.00       |
| DC  | 30653    | Bark Investments, Inc.                           | TXR000074088 |            | 12/22/2006 | 1,185.00         | 237.00           | 948.00         | 0.00     | 0.00       |
| DC  | 30719    | Bark Investments, Inc.                           |              | TAYLOR     | 01/26/2007 | 200.00           | 40.00            | 160.00         | 0.00     | 0.00       |
| DC  | 29913    | BENGAL CORPORATION                               |              | DALLAS     | 11/03/2006 | 1,185.00         | 237.00           | 948.00         | 0.00     | 0.00       |
| DC  | 30885    | Bennie Taylor                                    | TXR000071084 | HARRIS     | 03/19/2007 | 889.00           | 178.00           | 711.00         | 0.00     | 0.00       |
| DC  | 31213    | Betty J Starling                                 | TXR000074591 | MCLENNAN   | 05/11/2007 | 1,067.00         | 214.00           | 853.00         | 0.00     | 0.00       |
| DC  | 31165    | BIRDSONG, CHUN SON                               | TXR000075937 | CORYELL    | 03/19/2007 | 1,067.00         | 214.00           | 853.00         | 0.00     | 0.00       |
| DC  | 30707    | Bobbie S Dodd, Bonnie Mitchell & Bobbie M Cherry | TXR000070656 | MONTGOMERY | 08/10/2007 | 889.00           | 178.00           | 711.00         | 0.00     | 0.00       |
| DC  | 31055    | BOK HEE KIM                                      | TXR000071035 | HARRIS     | 04/26/2007 | 770.00           | 154.00           | 616.00         | 0.00     | 0.00       |
| DC  | 31026    | Bok I. Kim                                       | TXR000074682 | BELL       | 01/26/2007 | 1,185.00         | 237.00           | 948.00         | 0.00     | 0.00       |
| DC  | 30296    | Bolton Brite Way Cleaners, Inc.                  | TXR000071738 | LUBBOCK    | 02/18/2007 | 12,031.00        | 2,409.00         | 9,622.00       | 0.00     | 0.00       |
| DC  | 30630    | Bon & Bin Inc                                    |              | DENTON     | 12/02/2006 | 724.00           | 145.00           | 579.00         | 0.00     | 0.00       |
| DC  | 31007    | Brazos Valley Enterprises, Inc.                  |              | HAMILTON   | 03/19/2007 | 1,185.00         | 237.00           | 948.00         | 0.00     | 0.00       |
| DC  | 30657    | Brian D Le dba Brian Cleaners                    | TXR000070565 | HARRIS     | 02/18/2007 | 1,185.00         | 237.00           | 948.00         | 0.00     | 0.00       |
| DC  | 31119    | BUI, THUC X                                      |              | DALLAS     | 08/31/2007 | 889.00           | 178.00           | 711.00         | 0.00     | 0.00       |
| DC  | 31177    | C & D YUN CORPORATION                            |              | COLLIN     | 02/18/2007 | 889.00           | 178.00           | 711.00         | 0.00     | 0.00       |
| DC  | 29926    | Chet N. Inc.                                     |              | DALLAS     | 07/13/2007 | 2,370.00         | 474.00           | 1,896.00       | 0.00     | 0.00       |
| DC  | 30972    | CHIN, HOON                                       | TXR000075705 | BELL       | 06/29/2007 | 1,185.00         | 237.00           | 948.00         | 0.00     | 0.00       |
| DC  | 31134    | Chinh V Phan                                     | TXD988019451 | HARRIS     | 02/05/2007 | 889.00           | 178.00           | 711.00         | 0.00     | 0.00       |
| DC  | 29950    | Chriserin, Inc.                                  |              | GREGG      | 01/26/2007 | 889.00           | 178.00           | 711.00         | 0.00     | 0.00       |
| DC  | 29953    | Chul Woong Lee dba Silver Cleaners               | TXR000070888 | TARRANT    | 04/13/2007 | 1,185.00         | 237.00           | 948.00         | 0.00     | 0.00       |

\* There are Multiple Respondent Names associated to this Case No.

## Appendix 11: List of Administrative Orders Issued FY2007

### Singles Program

Date Range Selected : 09/01/2006 - 08/31/2007

| PGM | Case No. | Respondent Name                     | TCEQ ID      | County    | Order Date | Penalty Assessed | Penalty Deferred | Payable Amount | SEP Cost | SEP Offset |
|-----|----------|-------------------------------------|--------------|-----------|------------|------------------|------------------|----------------|----------|------------|
| DC  | 30792    | Chung K Yi                          |              | DALLAS    | 02/18/2007 | 1,185.00         | 237.00           | 948.00         | 0.00     | 0.00       |
| DC  | 29947    | Chy Lee Corporation                 |              | DALLAS    | 01/26/2007 | 2,667.00         | 534.00           | 2,133.00       | 0.00     | 0.00       |
| DC  | 29923    | Comet Cleaners Franchise Group, LLC |              | TARRANT   | 02/05/2007 | 251.00           | 50.00            | 201.00         | 0.00     | 0.00       |
| DC  | 31144    | CROWN CLEANERS                      | TXR000076117 | JEFFERSON | 03/05/2007 | 1,185.00         | 237.00           | 948.00         | 0.00     | 0.00       |
| DC  | 31164    | CUSTER CLEANERS LLC                 | 76922        | COLLIN    | 02/18/2007 | 311.00           | 62.00            | 249.00         | 0.00     | 0.00       |
| DC  | 30721    | CYPERT, LISA                        |              | KNOX      | 08/23/2007 | 1,185.00         | 237.00           | 948.00         | 0.00     | 0.00       |
| DC  | 31125    | D&M Cleaners, Inc.                  | TXR000074344 | HIDALGO   | 03/05/2007 | 889.00           | 178.00           | 711.00         | 0.00     | 0.00       |
| DC  | 29598    | DAVID W. BAKER HOMES, INC.          |              | MIDLAND   | 11/03/2006 | 378.00           | 78.00            | 300.00         | 0.00     | 0.00       |
| DC  | 30136    | DAWARE, BABITA LATA                 |              | TARRANT   | 11/03/2006 | 1,185.00         | 237.00           | 948.00         | 0.00     | 0.00       |
| DC  | 29709    | DE LEON, MARIA *                    |              | POTTER    | 02/18/2007 | 1,067.00         | 0.00             | 1,067.00       | 0.00     | 0.00       |
| DC  | 30971    | Deluxe Enterprises, Inc.            | TXR000075713 | CORYELL   | 05/11/2007 | 3,555.00         | 711.00           | 2,844.00       | 0.00     | 0.00       |
| DC  | 31359    | DENVILLE BUSINESS INC               |              | HARRIS    | 08/31/2007 | 1,185.00         | 0.00             | 1,185.00       | 0.00     | 0.00       |
| DC  | 29925    | Desi Services, Inc.                 |              | DALLAS    | 12/22/2006 | 889.00           | 178.00           | 711.00         | 0.00     | 0.00       |
| DC  | 30742    | DIVA BUSINESS MANAGEMENT GROUP LLC  |              | COLLIN    | 03/19/2007 | 889.00           | 178.00           | 711.00         | 0.00     | 0.00       |
| DC  | 30624    | Don Adams & Associates Inc.         |              |           | 01/26/2007 | 3,555.00         | 711.00           | 2,844.00       | 0.00     | 0.00       |
| DC  | 29886    | Dunky LLC                           |              | KAUFMAN   | 10/02/2006 | 889.00           | 178.00           | 711.00         | 0.00     | 0.00       |
| DC  | 30619    | ELITE DRYCLEANERS, INC.             | TXR000072272 | HARRIS    | 12/02/2006 | 551.00           | 110.00           | 441.00         | 0.00     | 0.00       |
| DC  | 30272    | Elvi Lorena Hilton                  |              | DALLAS    | 04/13/2007 | 1,185.00         | 0.00             | 1,185.00       | 0.00     | 0.00       |
| DC  | 30233    | F. Basra Inc                        |              | DALLAS    | 05/11/2007 | 308.00           | 62.00            | 246.00         | 0.00     | 0.00       |
| DC  | 30286    | Five Star Legacy, Inc.              |              |           | 06/29/2007 | 1,185.00         | 0.00             | 1,185.00       | 0.00     | 0.00       |
| DC  | 31002    | FLOYD, AE CHA                       | TXR000079569 | BELL      | 01/26/2007 | 889.00           | 178.00           | 711.00         | 0.00     | 0.00       |
| DC  | 29951    | Fresh, Inc.                         |              | DENTON    | 02/05/2007 | 1,185.00         | 237.00           | 948.00         | 0.00     | 0.00       |
| DC  | 29817    | Friendly Cleaners, Inc.             |              |           | 12/02/2006 | 2,370.00         | 474.00           | 1,896.00       | 0.00     | 0.00       |
| DC  | 30702    | GARDNER, THELMA E                   | TXR00071134  | HARRIS    | 03/19/2007 | 1,185.00         | 0.00             | 1,185.00       | 0.00     | 0.00       |
| DC  | 30954    | George's Cleaners, Inc.             | TXR000071787 | BRAZORIA  | 02/18/2007 | 1,185.00         | 237.00           | 948.00         | 0.00     | 0.00       |
| DC  | 30139    | GIBSON, JESSE                       |              | ELLIS     | 02/05/2007 | 1,185.00         | 237.00           | 948.00         | 0.00     | 0.00       |
| DC  | 29939    | Gimmarino Group Inc                 | TXR000070763 | DALLAS    | 12/22/2006 | 889.00           | 178.00           | 711.00         | 0.00     | 0.00       |
| DC  | 29595    | GRAFF CLEANERS, INC.                |              | WHARTON   | 12/22/2006 | 3,555.00         | 711.00           | 2,844.00       | 0.00     | 0.00       |
| DC  | 30812    | Gulo Bandali                        | TXR000070409 | HARRIS    | 04/26/2007 | 1,185.00         | 237.00           | 948.00         | 0.00     | 0.00       |
| DC  | 30988    | GUNKEL, ALVIN D                     |              | CASS      | 01/26/2007 | 1,185.00         | 237.00           | 948.00         | 0.00     | 0.00       |
| DC  | 30715    | Ha Kim Hoang Huy Le                 | TXR000072116 | HARRIS    | 12/22/2006 | 203.00           | 41.00            | 162.00         | 0.00     | 0.00       |
| DC  | 30914    | HA, SUN OK                          | TXR000074443 | BELL      | 02/05/2007 | 1,185.00         | 237.00           | 948.00         | 0.00     | 0.00       |
| DC  | 31111    | HANDY, HENRY G                      | TXR000075176 | LIMESTONE | 06/29/2007 | 3,555.00         | 711.00           | 2,844.00       | 0.00     | 0.00       |
| DC  | 31027    | Heights Cleaners                    | TXR000075077 | BELL      | 02/18/2007 | 889.00           | 178.00           | 711.00         | 0.00     | 0.00       |
| DC  | 29957    | Heiskell, L.P.                      |              | POTTER    | 12/02/2006 | 1,185.00         | 237.00           | 948.00         | 0.00     | 0.00       |
| DC  | 30947    | Helen Ja Yang                       | TXR000069948 | HARRIS    | 01/26/2007 | 889.00           | 178.00           | 711.00         | 0.00     | 0.00       |

\* There are Multiple Respondent Names associated to this Case No.

## Appendix 11: List of Administrative Orders Issued FY2007

### Singles Program

Date Range Selected : 09/01/2006 - 08/31/2007

| PGM | Case No. | Respondent Name                               | TCEQ ID      | County     | Order Date | Penalty Assessed | Penalty Deferred | Payable Amount | SEP Cost | SEP Offset |
|-----|----------|---|--------------|------------|------------|------------------|------------------|----------------|----------|------------|
| DC  | 30698    | Henry Janer dba 1.35 Cleaners                 | TXR000071472 | HARRIS     | 03/05/2007 | 1,185.00         | 237.00           | 948.00         | 0.00     | 0.00       |
| DC  | 30277    | Hereford - Custom Cleaners, L.C.              | TXR000073171 | DEAF SMITH | 01/26/2007 | 889.00           | 178.00           | 711.00         | 0.00     | 0.00       |
| DC  | 29819    | Hiep Q. Lam dba Custom Cleaners & Alterations |              | TARRANT    | 03/19/2007 | 1,185.00         | 0.00             | 1,185.00       | 0.00     | 0.00       |
| DC  | 30120    | HILL, SANG K                                  |              | WILLIAMSON | 04/13/2007 | 378.00           | 0.00             | 378.00         | 0.00     | 0.00       |
| DC  | 30761    | Hoai Huong Nguyen                             | TXR000070425 | HARRIS     | 12/22/2006 | 1,185.00         | 237.00           | 948.00         | 0.00     | 0.00       |
| DC  | 30930    | Hodgkins Greyhound Merchandising, Inc         | TXR000074377 | PALO PINTO | 12/02/2006 | 889.00           | 178.00           | 711.00         | 0.00     | 0.00       |
| DC  | 31110    | HUGHES, KYUNG                                 | TXR000075952 |            | 03/05/2007 | 1,185.00         | 237.00           | 948.00         | 0.00     | 0.00       |
| DC  | 30791    | HUSAINI INC                                   |              | HARRIS     | 05/11/2007 | 3,201.00         | 639.00           | 2,562.00       | 0.00     | 0.00       |
| DC  | 29933    | Hyunsuk Park                                  |              | TARRANT    | 11/18/2006 | 889.00           | 178.00           | 711.00         | 0.00     | 0.00       |
| DC  | 30728    | Iqbal Abdulaziz                               | TXR000073361 | HARRIS     | 02/05/2007 | 1,185.00         | 237.00           | 948.00         | 0.00     | 0.00       |
| DC  | 29797    | Jack Brown Cleaners, Inc.                     |              | TRAVIS     | 12/22/2006 | 1,955.00         | 391.00           | 1,564.00       | 0.00     | 0.00       |
| DC  | 30726    | Jafferally Ahmed                              | TXR000071100 | HARRIS     | 02/05/2007 | 889.00           | 178.00           | 711.00         | 0.00     | 0.00       |
| DC  | 30208    | James D Kim                                   |              | DALLAS     | 11/03/2006 | 889.00           | 178.00           | 711.00         | 0.00     | 0.00       |
| DC  | 29733    | James W Weaver dba Val U Cleaners             |              | TARRANT    | 12/02/2006 | 2,074.00         | 415.00           | 1,659.00       | 0.00     | 0.00       |
| DC  | 29894    | Javier Moreno dba Comet Drycleaner & Laundry  |              | TARRANT    | 02/05/2007 | 1,185.00         | 237.00           | 948.00         | 0.00     | 0.00       |
| DC  | 30294    | JENNIFER NGUYEN DBA RAILYARD CLEANERS         |              | TRAVIS     | 12/22/2006 | 1,185.00         | 237.00           | 948.00         | 0.00     | 0.00       |
| DC  | 31044    | JERNIGAN, HEATHER ANNE                        | TXR000075606 | POLK       | 03/05/2007 | 889.00           | 178.00           | 711.00         | 0.00     | 0.00       |
| DC  | 30784    | Jims Inc.                                     |              | DALLAS     | 02/18/2007 | 889.00           | 178.00           | 711.00         | 0.00     | 0.00       |
| DC  | 30408    | JOHNSON, KIM A                                |              | DALLAS     | 02/18/2007 | 1,185.00         | 237.00           | 948.00         | 0.00     | 0.00       |
| DC  | 31260    | Jorge Tangarife                               | TXR000071894 | FORT BEND  | 08/23/2007 | 270.00           | 0.00             | 270.00         | 0.00     | 0.00       |
| DC  | 30643    | Jose F Dallo                                  | F1909        | BEXAR      | 05/11/2007 | 889.00           | 178.00           | 711.00         | 0.00     | 0.00       |
| DC  | 31020    | KEIFFER, MICHAEL O *                          | TXR000074674 | TYLER      | 04/26/2007 | 889.00           | 178.00           | 711.00         | 0.00     | 0.00       |
| DC  | 29907    | KHARBANDA, VINEY                              |              | TARRANT    | 10/02/2006 | 889.00           | 178.00           | 711.00         | 0.00     | 0.00       |
| DC  | 29948    | Khushi Servicers Inc.                         |              | TRAVIS     | 10/19/2006 | 1,185.00         | 237.00           | 948.00         | 0.00     | 0.00       |
| DC  | 31154    | Kim Oanh T Nguyen                             | TXR000072801 | HARRIS     | 06/29/2007 | 1,185.00         | 237.00           | 948.00         | 0.00     | 0.00       |
| DC  | 30767    | KIM, STEPANO YOUNG JR                         |              | DALLAS     | 03/05/2007 | 880.00           | 176.00           | 704.00         | 0.00     | 0.00       |
| DC  | 29874    | KNRK, Inc.                                    |              | COLLIN     | 01/26/2007 | 1,185.00         | 237.00           | 948.00         | 0.00     | 0.00       |
| DC  | 30691    | Kwang Sool Shin                               | TX0000012138 | HARRIS     | 12/22/2006 | 1,209.00         | 242.00           | 967.00         | 0.00     | 0.00       |
| DC  | 30850    | Kyu Enterprise, Inc.                          | 77729        | DENTON     | 04/26/2007 | 889.00           | 178.00           | 711.00         | 0.00     | 0.00       |
| DC  | 30839    | Lan C Bui                                     | TXR000072983 | HARRIS     | 08/31/2007 | 1,185.00         | 237.00           | 948.00         | 0.00     | 0.00       |
| DC  | 29930    | Larry Hassell DbA Hassell Cleaners            |              | TARRANT    | 12/02/2006 | 1,185.00         | 237.00           | 948.00         | 0.00     | 0.00       |
| DC  | 30588    | Lavelle M Jeane                               | TXR000072900 | GALVESTON  | 02/18/2007 | 1,185.00         | 237.00           | 948.00         | 0.00     | 0.00       |
| DC  | 30959    | LE, HUNG                                      |              | DALLAS     | 08/31/2007 | 1,185.00         | 0.00             | 1,185.00       | 0.00     | 0.00       |
| DC  | 30976    | LE, LONG P                                    |              | DALLAS     | 02/05/2007 | 1,067.00         | 214.00           | 853.00         | 0.00     | 0.00       |

\* There are Multiple Respondent Names associated to this Case No.

## Appendix 11: List of Administrative Orders Issued FY2007

### Singles Program

Date Range Selected : 09/01/2006 - 08/31/2007

| PGM | Case No. | Respondent Name                         | TCEQ ID      | County   | Order Date | Penalty Assessed | Penalty Deferred | Payable Amount | SEP Cost | SEP Offset |
|-----|----------|---|--------------|----------|------------|------------------|------------------|----------------|----------|------------|
| DC  | 30771    | Lee Van Cleaners, Inc.                  |              | DALLAS   | 01/26/2007 | 889.00           | 178.00           | 711.00         | 0.00     | 0.00       |
| DC  | 29873    | LEE, CHUN                               |              | DALLAS   | 12/22/2006 | 889.00           | 178.00           | 711.00         | 0.00     | 0.00       |
| DC  | 29891    | LERCHE, KIM                             |              | BASTROP  | 10/19/2006 | 1,185.00         | 237.00           | 948.00         | 0.00     | 0.00       |
| DC  | 29863    | Lin Song                                | 55366        | TARRANT  | 04/26/2007 | 420.00           | 84.00            | 336.00         | 0.00     | 0.00       |
| DC  | 30279    | Lindsey Ngo                             |              | TRAVIS   | 02/05/2007 | 889.00           | 178.00           | 711.00         | 0.00     | 0.00       |
| DC  | 31015    | Littlerado, Inc.                        | TXR000074534 | HIDALGO  | 06/29/2007 | 1,185.00         | 237.00           | 948.00         | 0.00     | 0.00       |
| DC  | 30656    | MALONE, ASMAOU B                        |              | DALLAS   | 06/29/2007 | 889.00           | 178.00           | 711.00         | 0.00     | 0.00       |
| DC  | 30813    | MANIR BATA                              |              | DALLAS   | 08/23/2007 | 1,185.00         | 0.00             | 1,185.00       | 0.00     | 0.00       |
| DC  | 29935    | MANN, BRENDA A                          | TXR000070797 | TARRANT  | 04/13/2007 | 889.00           | 178.00           | 711.00         | 0.00     | 0.00       |
| DC  | 30809    | Marina G Reyes                          | TXR000074211 | CAMERON  | 04/26/2007 | 889.00           | 178.00           | 711.00         | 0.00     | 0.00       |
| DC  | 30115    | MARTINEZ, VELIA M                       |              | TARRANT  | 01/26/2007 | 1,185.00         | 237.00           | 948.00         | 0.00     | 0.00       |
| DC  | 31023    | MATTHEW JOHN REINO                      |              | TARRANT  | 04/26/2007 | 1,067.00         | 214.00           | 853.00         | 0.00     | 0.00       |
| DC  | 30817    | MCNEELY, RUBEN N                        |              | DALLAS   | 03/19/2007 | 1,185.00         | 237.00           | 948.00         | 0.00     | 0.00       |
| DC  | 30110    | MCPHAIL, LEZLI E                        |              | TARRANT  | 11/03/2006 | 889.00           | 178.00           | 711.00         | 0.00     | 0.00       |
| DC  | 30816    | MH Cleaners, Inc.                       |              |          | 03/05/2007 | 1,185.00         | 237.00           | 948.00         | 0.00     | 0.00       |
| DC  | 30823    | Mikyung Lim dba Fountain Place Cleaners |              | DALLAS   | 03/05/2007 | 889.00           | 178.00           | 711.00         | 0.00     | 0.00       |
| DC  | 29897    | Mohan & Mohan Enterprises Inc.          |              | TARRANT  | 01/26/2007 | 1,778.00         | 356.00           | 1,422.00       | 0.00     | 0.00       |
| DC  | 30275    | Momin Inc                               | TXR000073163 | WALKER   | 11/18/2006 | 889.00           | 178.00           | 711.00         | 0.00     | 0.00       |
| DC  | 31001    | MOORE, PAUL MARTIN III                  | TXR000075291 | HIDALGO  | 03/05/2007 | 889.00           | 178.00           | 711.00         | 0.00     | 0.00       |
| DC  | 30652    | MORGAN, WENDY R                         |              | JACK     | 03/19/2007 | 1,185.00         | 237.00           | 948.00         | 0.00     | 0.00       |
| DC  | 30768    | MURTUZA, CHONG O                        |              |          | 01/26/2007 | 1,185.00         | 237.00           | 948.00         | 0.00     | 0.00       |
| DC  | 29938    | Musheer U Qureshi dba Esteem Cleaners   | TXR000070748 | DALLAS   | 01/26/2007 | 1,185.00         | 237.00           | 948.00         | 0.00     | 0.00       |
| DC  | 30948    | Mylan Enterprises, Inc.                 |              | COLLIN   | 03/05/2007 | 889.00           | 178.00           | 711.00         | 0.00     | 0.00       |
| DC  | 30532    | NARA MANAGEMENT, INC.                   | TXR000072280 | HARRIS   | 07/13/2007 | 1,185.00         | 0.00             | 1,185.00       | 0.00     | 0.00       |
| DC  | 30946    | Navico Corp                             | TXR000073007 | BRAZORIA | 04/26/2007 | 2,370.00         | 474.00           | 1,896.00       | 0.00     | 0.00       |
| DC  | 29732    | Nghiem Phan                             |              | TARRANT  | 11/03/2006 | 1,185.00         | 237.00           | 948.00         | 0.00     | 0.00       |
| DC  | 31212    | NGUYEN, BINH T                          | TXR000071696 | HARRIS   | 02/05/2007 | 889.00           | 178.00           | 711.00         | 0.00     | 0.00       |
| DC  | 31233    | NGUYEN, K *                             | 85231        | COLLIN   | 05/25/2007 | 1,185.00         | 237.00           | 948.00         | 0.00     | 0.00       |
| DC  | 30368    | NGUYEN, NGOCDUNG THI                    |              | COLLIN   | 12/22/2006 | 889.00           | 178.00           | 711.00         | 0.00     | 0.00       |
| DC  | 30285    | NGUYEN, PAUL V                          | TXR000070664 | WALKER   | 01/26/2007 | 889.00           | 178.00           | 711.00         | 0.00     | 0.00       |
| DC  | 30661    | NGUYEN, PHUONG DUJY                     | TXR000070359 | HARRIS   | 01/26/2007 | 889.00           | 178.00           | 711.00         | 0.00     | 0.00       |
| DC  | 30678    | NGUYEN, TONY                            | TXR000023481 | HARRIS   | 08/31/2007 | 1,185.00         | 0.00             | 1,185.00       | 0.00     | 0.00       |
| DC  | 30872    | NGUYEN, TUAN                            | TXR000073510 | HARRIS   | 05/25/2007 | 889.00           | 178.00           | 711.00         | 0.00     | 0.00       |
| DC  | 29968    | NICHOLS, JOHN D                         |              | RUSK     | 05/11/2007 | 105.00           | 21.00            | 84.00          | 0.00     | 0.00       |
| DC  | 30877    | Nicolos T. Ponce                        | TXR000074641 | BRAZOS   | 04/26/2007 | 1,778.00         | 356.00           | 1,422.00       | 0.00     | 0.00       |

\* There are Multiple Respondent Names associated to this Case No.



## Appendix 11: List of Administrative Orders Issued FY2007

### Singles Program

Date Range Selected : 09/01/2006 - 08/31/2007

| PGM | Case No. | Respondent Name                        | TCEQ ID      | County    | Order Date | Penalty Assessed | Penalty Deferred | Payable Amount | SEP Cost | SEP Offset |
|-----|----------|--|--------------|-----------|------------|------------------|------------------|----------------|----------|------------|
| DC  | 30847    | Nizar Ali                              | TXR000071019 | HARRIS    | 08/31/2007 | 1,185.00         | 0.00             | 1,185.00       | 0.00     | 0.00       |
| DC  | 30535    | Noorain, Inc.                          | TXR000071167 | HARRIS    | 03/05/2007 | 5,157.00         | 1,034.00         | 4,123.00       | 0.00     | 0.00       |
| DC  | 30278    | ORTIZ, JOSE I                          |              | DALLAS    | 03/05/2007 | 1,185.00         | 237.00           | 948.00         | 0.00     | 0.00       |
| DC  | 30941    | PACE CLEANERS INC                      |              | DALLAS    | 03/19/2007 | 1,185.00         | 237.00           | 948.00         | 0.00     | 0.00       |
| DC  | 29966    | PAEK, NAM SUN                          |              | DENTON    | 08/23/2007 | 2,370.00         | 0.00             | 2,370.00       | 0.00     | 0.00       |
| DC  | 30597    | PAK, EDWIN STANFORD                    |              | TARRANT   | 01/26/2007 | 889.00           | 178.00           | 711.00         | 0.00     | 0.00       |
| DC  | 30335    | PARK, DANNY                            |              | TARRANT   | 02/05/2007 | 1,185.00         | 237.00           | 948.00         | 0.00     | 0.00       |
| DC  | 30207    | PARK, SOHYON                           |              | TARRANT   | 12/22/2006 | 889.00           | 178.00           | 711.00         | 0.00     | 0.00       |
| DC  | 30583    | Patricia A. Johnson                    | TXR000069922 | HARRIS    | 12/02/2006 | 319.00           | 64.00            | 255.00         | 0.00     | 0.00       |
| DC  | 31205    | Pauline N Pham                         | TXR000070326 | HARRIS    | 03/19/2007 | 1,185.00         | 237.00           | 948.00         | 0.00     | 0.00       |
| DC  | 31102    | PHAM, VAN THI                          | TXR000073585 | HARRIS    | 03/05/2007 | 1,185.00         | 237.00           | 948.00         | 0.00     | 0.00       |
| DC  | 30581    | Phu Nguyen                             | TXR000072157 | HARRIS    | 01/26/2007 | 1,185.00         | 237.00           | 948.00         | 0.00     | 0.00       |
| DC  | 29932    | PORTER, BETTY                          |              | RUSK      | 11/18/2006 | 889.00           | 178.00           | 711.00         | 0.00     | 0.00       |
| DC  | 31101    | PREMIER CLEANERS GROUP, LP             |              |           | 06/29/2007 | 4,740.00         | 948.00           | 3,792.00       | 0.00     | 0.00       |
| DC  | 30232    | Preston Tiptop Cleaners Inc.           |              | DALLAS    | 03/19/2007 | 889.00           | 178.00           | 711.00         | 0.00     | 0.00       |
| DC  | 30801    | Preston Tiptop Cleaners Inc.           |              | DALLAS    | 05/25/2007 | 203.00           | 41.00            | 162.00         | 0.00     | 0.00       |
| DC  | 30931    | Protex - Care, L.P.                    |              |           | 05/25/2007 | 1,070.00         | 214.00           | 856.00         | 0.00     | 0.00       |
| DC  | 31376    | Rahim Ali                              |              | HARRIS    | 04/26/2007 | 889.00           | 178.00           | 711.00         | 0.00     | 0.00       |
| DC  | 31140    | Rainbow \$1.25 Cleaners, Inc.          | F1906        | BEXAR     | 03/05/2007 | 285.00           | 57.00            | 228.00         | 0.00     | 0.00       |
| DC  | 29603    | RAJAH-GP, LP                           |              | WHARTON   | 11/03/2006 | 948.00           | 190.00           | 758.00         | 0.00     | 0.00       |
| DC  | 29969    | RATHMANN, MARY                         |              | BASTROP   | 08/10/2007 | 889.00           | 178.00           | 711.00         | 0.00     | 0.00       |
| DC  | 29887    | RHEE, KEE J                            |              | TARRANT   | 12/22/2006 | 776.00           | 155.00           | 621.00         | 0.00     | 0.00       |
| DC  | 29593    | RITENOUR, PETER C                      |              | BRAZORIA  | 10/19/2006 | 630.00           | 126.00           | 504.00         | 0.00     | 0.00       |
| DC  | 30929    | Robert P. Checkeye                     |              | PARKER    | 04/13/2007 | 1,778.00         | 356.00           | 1,422.00       | 0.00     | 0.00       |
| DC  | 31009    | ROBINSON, ADELIA R                     |              | BOWIE     | 02/05/2007 | 889.00           | 178.00           | 711.00         | 0.00     | 0.00       |
| DC  | 30658    | ROBINSON, KYU I                        | F1910        | BEXAR     | 12/22/2006 | 889.00           | 178.00           | 711.00         | 0.00     | 0.00       |
| DC  | 29911    | S&A Lee Corporation                    |              | DALLAS    | 12/22/2006 | 1,185.00         | 237.00           | 948.00         | 0.00     | 0.00       |
| DC  | 29909    | SADRUDDIN, IQBAL                       |              | DALLAS    | 08/10/2007 | 889.00           | 178.00           | 711.00         | 0.00     | 0.00       |
| DC  | 29945    | Safagu, Inc.                           |              | TRAVIS    | 12/02/2006 | 378.00           | 76.00            | 302.00         | 0.00     | 0.00       |
| DC  | 30625    | Saipullai Imtiaz                       |              | DENTON    | 01/26/2007 | 2,370.00         | 474.00           | 1,896.00       | 0.00     | 0.00       |
| DC  | 30125    | SALAS, RODRIGO                         |              | DALLAS    | 08/10/2007 | 1,185.00         | 0.00             | 1,185.00       | 0.00     | 0.00       |
| DC  | 30821    | SALDANA, GLORIA                        | TXR000074245 | CAMERON   | 05/11/2007 | 1,185.00         | 237.00           | 948.00         | 0.00     | 0.00       |
| DC  | 29741    | SAMJOO, MOHAMMAD                       |              | DALLAS    | 03/19/2007 | 1,185.00         | 0.00             | 1,185.00       | 0.00     | 0.00       |
| DC  | 31053    | Sandy's Cleaners and Alterations, Inc. | TXR000071761 | HARRIS    | 04/26/2007 | 1,067.00         | 213.00           | 854.00         | 0.00     | 0.00       |
| DC  | 29977    | Sarsabna, Inc.                         | TXR000070649 | DALLAS    | 01/26/2007 | 1,066.00         | 213.00           | 853.00         | 0.00     | 0.00       |
| DC  | 30781    | SCHULER, RUSAMEE J                     | TXR000069781 | JEFFERSON | 02/05/2007 | 1,185.00         | 237.00           | 948.00         | 0.00     | 0.00       |
| DC  | 30349    | SHARIF, SHAMIMA                        |              | TARRANT   | 08/10/2007 | 1,185.00         | 0.00             | 1,185.00       | 0.00     | 0.00       |

\* There are Multiple Respondent Names associated to this Case No.

## Appendix 11: List of Administrative Orders Issued FY2007

### Singles Program

Date Range Selected : 09/01/2006 - 08/31/2007

| PGM | Case No. | Respondent Name                             | TCEQ ID      | County    | Order Date | Penalty Assessed | Penalty Deferred | Payable Amount | SEP Cost | SEP Offset |
|-----|----------|---|--------------|-----------|------------|------------------|------------------|----------------|----------|------------|
| DC  | 30902    | Sharon Dodd                                 | TXR000074401 | WISE      | 12/22/2006 | 194.00           | 39.00            | 155.00         | 0.00     | 0.00       |
| DC  | 31047    | SHAZAD, IRADJ                               | TXR000070342 | HARRIS    | 04/13/2007 | 1,067.00         | 214.00           | 853.00         | 0.00     | 0.00       |
| DC  | 30626    | SHENAZ A HIRANI                             |              | DENTON    | 02/18/2007 | 889.00           | 178.00           | 711.00         | 0.00     | 0.00       |
| DC  | 30170    | SHIN, DONG CHUN                             |              | TRAVIS    | 12/02/2006 | 1,067.00         | 213.00           | 854.00         | 0.00     | 0.00       |
| DC  | 30131    | SHOAIB, ASIFA                               |              | DALLAS    | 02/18/2007 | 889.00           | 178.00           | 711.00         | 0.00     | 0.00       |
| DC  | 30952    | SMILE CLEANERS INCORPORATED                 | TXR000073155 | FORT BEND | 03/19/2007 | 889.00           | 178.00           | 711.00         | 0.00     | 0.00       |
| DC  | 29557    | SMITH, JO DELL                              |              | DEWITT    | 12/02/2006 | 1,066.00         | 213.00           | 853.00         | 0.00     | 0.00       |
| DC  | 30994    | Song Choe Bracamonte                        | TXR000075358 | BELL      | 12/22/2006 | 889.00           | 178.00           | 711.00         | 0.00     | 0.00       |
| DC  | 30138    | SONG, EUI K                                 |              | DALLAS    | 11/03/2006 | 889.00           | 178.00           | 711.00         | 0.00     | 0.00       |
| DC  | 31148    | Soo Jin Chung                               |              | COLLIN    | 04/26/2007 | 1,185.00         | 237.00           | 948.00         | 0.00     | 0.00       |
| DC  | 29731    | Summit Fabric Care, Inc.                    |              |           | 11/18/2006 | 2,370.00         | 474.00           | 1,896.00       | 0.00     | 0.00       |
| DC  | 30899    | SUNG JIN CORPORATION                        |              | DALLAS    | 02/05/2007 | 476.00           | 95.00            | 381.00         | 0.00     | 0.00       |
| DC  | 31126    | SUPER HEIMER VIEW INC                       | TXR000071191 | HARRIS    | 05/25/2007 | 1,185.00         | 237.00           | 948.00         | 0.00     | 0.00       |
| DC  | 30116    | Supreme Dry Cleaners INC.                   |              | ELLIS     | 12/02/2006 | 1,185.00         | 237.00           | 948.00         | 0.00     | 0.00       |
| DC  | 30128    | Taekyu Kim                                  |              | DALLAS    | 04/13/2007 | 1,185.00         | 237.00           | 948.00         | 0.00     | 0.00       |
| DC  | 30299    | TAMEZ, SANDRA E *                           | TXR000071506 | HIDALGO   | 04/13/2007 | 5,334.00         | 1,068.00         | 4,266.00       | 0.00     | 0.00       |
| DC  | 31176    | TAYLOR, HYE YONSO                           | TXR000075663 | BELL      | 03/05/2007 | 1,185.00         | 237.00           | 948.00         | 0.00     | 0.00       |
| DC  | 31022    | THOMAS, KYUNG AE *                          | TXR000074708 | BELL      | 05/25/2007 | 2,370.00         | 474.00           | 1,896.00       | 0.00     | 0.00       |
| DC  | 30992    | Tin Nguyen                                  | TXD078539541 | HARRIS    | 02/05/2007 | 1,185.00         | 237.00           | 948.00         | 0.00     | 0.00       |
| DC  | 29558    | Tin Trung Tran & Tuyet Thi Phan             |              | BRAZORIA  | 10/19/2006 | 1,067.00         | 213.00           | 854.00         | 0.00     | 0.00       |
| DC  | 29885    | TIRMIZI, AMIN M                             |              | DALLAS    | 12/22/2006 | 342.00           | 68.00            | 274.00         | 0.00     | 0.00       |
| DC  | 29602    | TORRES, ELOINA G                            |              | MATAGORDA | 02/18/2007 | 1,185.00         | 237.00           | 948.00         | 0.00     | 0.00       |
| DC  | 30840    | TRAN CATHY                                  | TXR000072934 | GALVESTON | 03/19/2007 | 1,185.00         | 237.00           | 948.00         | 0.00     | 0.00       |
| DC  | 30704    | TRIKUT DEVI INC                             | TXR000073148 | GALVESTON | 02/05/2007 | 630.00           | 126.00           | 504.00         | 0.00     | 0.00       |
| DC  | 31158    | US of True Corporation                      | 75115        | COLLIN    | 05/11/2007 | 1,185.00         | 237.00           | 948.00         | 0.00     | 0.00       |
| DC  | 30663    | Van & Jacqui Inc *                          | TXR000070284 | HARRIS    | 04/26/2007 | 1,185.00         | 237.00           | 948.00         | 0.00     | 0.00       |
| DC  | 30634    | VASQUEZ, MAGDALENA BAZANES                  | TXR000074252 | CAMERON   | 02/05/2007 | 889.00           | 178.00           | 711.00         | 0.00     | 0.00       |
| DC  | 30905    | Vicki Atkins                                | TXR000070979 | HARRIS    | 08/31/2007 | 1,185.00         | 237.00           | 948.00         | 0.00     | 0.00       |
| DC  | 30636    | Victor Resendiz                             | TXR000071126 | HARRIS    | 02/05/2007 | 353.00           | 71.00            | 282.00         | 0.00     | 0.00       |
| DC  | 29740    | VIEN T LE DBA CLASSY CLEANERS & ALTERATIONS |              | TARRANT   | 04/26/2007 | 1,067.00         | 214.00           | 853.00         | 0.00     | 0.00       |
| DC  | 30943    | VNP, Inc.                                   | TXD988023925 | HARRIS    | 02/18/2007 | 770.00           | 154.00           | 616.00         | 0.00     | 0.00       |
| DC  | 29614    | VONDERAU, BERTHA                            |              | WHARTON   | 06/29/2007 | 1,185.00         | 0.00             | 1,185.00       | 0.00     | 0.00       |
| DC  | 29952    | W L & L, Inc.                               |              | TRAVIS    | 04/13/2007 | 2,370.00         | 474.00           | 1,896.00       | 0.00     | 0.00       |
| DC  | 31021    | WALK, HYON                                  |              | BELL      | 08/10/2007 | 1,185.00         | 237.00           | 948.00         | 0.00     | 0.00       |
| DC  | 30772    | Wan Tae Lim                                 |              | DALLAS    | 02/18/2007 | 889.00           | 178.00           | 711.00         | 0.00     | 0.00       |
| DC  | 30903    | WARD, TOK S                                 |              | DENTON    | 02/05/2007 | 889.00           | 178.00           | 711.00         | 0.00     | 0.00       |

\* There are Multiple Respondent Names associated to this Case No.

## Appendix 11: List of Administrative Orders Issued FY2007

### Singles Program

Date Range Selected : 09/01/2006 - 08/31/2007

| PGM                          | Case No. | Respondent Name                         | TCEQ ID      | County  | Order Date | Penalty Assessed | Penalty Deferred  | Payable Amount   | SEP Cost          | SEP Offset  |             |
|------------------------------|----------|---|--------------|---------|------------|------------------|-------------------|------------------|-------------------|-------------|-------------|
| DC                           | 30287    | Webera, Inc.                            |              |         | 12/22/2006 | 1,185.00         | 237.00            | 948.00           | 0.00              | 0.00        |             |
| DC                           | 30995    | WONSICK, HYO SUN                        | TXR000075192 | BELL    | 03/19/2007 | 1,185.00         | 237.00            | 948.00           | 0.00              | 0.00        |             |
| DC                           | 30662    | YEN XUAN THI HA DBA 1.25 SUPER CLEANERS | TXR000070276 | HARRIS  | 06/29/2007 | 1,185.00         | 237.00            | 948.00           | 0.00              | 0.00        |             |
| DC                           | 30627    | YI, SUK K                               |              | TARRANT | 03/19/2007 | 2,074.00         | 415.00            | 1,659.00         | 0.00              | 0.00        |             |
| DC                           | 30970    | Yong Sun Mahony                         | F1911        | BEXAR   | 01/26/2007 | 889.00           | 178.00            | 711.00           | 0.00              | 0.00        |             |
| DC                           | 31016    | YONG, BAEK O                            | TXR000074542 | BELL    | 06/29/2007 | 1,185.00         | 237.00            | 948.00           | 0.00              | 0.00        |             |
| DC                           | 30675    | YOUNG MAN RHEE                          | TXR000070375 | HARRIS  | 02/18/2007 | 1,778.00         | 356.00            | 1,422.00         | 0.00              | 0.00        |             |
| DC                           | 30595    | ZAFFAR HASHIM                           | TXR000027041 | HARRIS  | 02/05/2007 | 889.00           | 178.00            | 711.00           | 0.00              | 0.00        |             |
| DC                           | 30986    | Zucker Enterprises, Inc.                | TXR000075614 | EL PASO | 04/26/2007 | 2,370.00         | 474.00            | 1,896.00         | 0.00              | 0.00        |             |
| DC                           | 30668    | Zulfiqar Noorani                        | TXR000071795 | HARRIS  | 08/31/2007 | 1,185.00         | 0.00              | 1,185.00         | 0.00              | 0.00        |             |
| <b>DC Orders Issued: 224</b> |          |   |              |         |            | <b>Total:</b>    | <b>279,752.00</b> | <b>50,963.00</b> | <b>228,789.00</b> | <b>0.00</b> | <b>0.00</b> |

\* There are Multiple Respondent Names associated to this Case No.

## Appendix 11: List of Administrative Orders Issued FY2007

### Singles Program

Date Range Selected : 09/01/2006 - 08/31/2007

| PGM                          | Case No. | Respondent Name  | TCEQ ID      | County     | Order Date | Penalty Assessed | Penalty Deferred  | Payable Amount   | SEP Cost          | SEP Offset      |                 |
|------------------------------|----------|--|--------------|------------|------------|------------------|-------------------|------------------|-------------------|-----------------|-----------------|
| IHW                          | 27327    | AAA Industrial Chromium Company                                    | 65442        | TARRANT    | 09/21/2006 | 44,459.00        | 8,892.00          | 35,567.00        | 0.00              | 0.00            |                 |
| IHW                          | 30301    | BFI Waste Services of Texas, LP                                    | 85812        |            | 04/26/2007 | 1,122.00         | 224.00            | 898.00           | 0.00              | 0.00            |                 |
| IHW                          | 27299    | Burlington Northern And Santa Fe Railway Company                   | T2004        | WASHINGTON | 12/22/2006 | 4,000.00         | 800.00            | 3,200.00         | 0.00              | 0.00            |                 |
| IHW                          | 29108    | Butch Hall dba East Texas Waste Management                         | F1877        | SMITH      | 10/02/2006 | 2,500.00         | 500.00            | 2,000.00         | 0.00              | 0.00            |                 |
| IHW                          | 2867     | Chester L. Slay Jr., Trustee of the Peckham Family Trust *         | TXD068104561 | JEFFERSON  | 08/19/2007 | 177,500.00       | 0.00              | 177,500.00       | 0.00              | 0.00            |                 |
| IHW                          | 29867    | Firestone Polymers, LLC  | 30581        | ORANGE     | 02/05/2007 | 14,350.00        | 2,870.00          | 11,480.00        | 0.00              | 0.00            |                 |
| IHW                          | 31086    | Flower Grove Cooperative Gin                                       |              | MARTIN     | 08/10/2007 | 900.00           | 180.00            | 720.00           | 0.00              | 0.00            |                 |
| IHW                          | 28830    | GSF Energy, L.L.C. dba McCarty Road Landfill Gas Recovery Facility | 72146        | HARRIS     | 10/02/2006 | 79,200.00        | 15,840.00         | 63,360.00        | 0.00              | 0.00            |                 |
| IHW                          | 27871    | Gulf Bayport Chemicals LP  | 31409        | HARRIS     | 10/19/2006 | 2,725.00         | 545.00            | 2,180.00         | 0.00              | 0.00            |                 |
| IHW                          | 27142    | Gulf West Landfill TX, LP  | 39039        | CHAMBERS   | 11/18/2006 | 3,660.00         | 732.00            | 2,928.00         | 0.00              | 0.00            |                 |
| IHW                          | 30151    | Intergulf Corporation  | 39068        | HARRIS     | 02/05/2007 | 5,250.00         | 1,050.00          | 4,200.00         | 0.00              | 0.00            |                 |
| IHW                          | 30632    | Invista S.a.r.l.   | 50395        | ORANGE     | 04/26/2007 | 2,400.00         | 480.00            | 1,920.00         | 0.00              | 0.00            |                 |
| IHW                          | 30762    | Nova Chemicals Inc.  | 39186        | HARRIS     | 04/26/2007 | 5,814.00         | 1,163.00          | 2,326.00         | 2,325.00          | 2,325.00        |                 |
| IHW                          | 32959    | PENA, ANDREW   | TXR000076695 | ELLIS      | 08/23/2007 | 5,000.00         | 1,000.00          | 4,000.00         | 0.00              | 0.00            |                 |
| IHW                          | 29440    | Phelps Dodge Refining Corporation                                  | 30825        | EL PASO    | 12/02/2006 | 24,750.00        | 4,950.00          | 19,800.00        | 0.00              | 0.00            |                 |
| IHW                          | 30143    | Questech Services Corporation                                      | 84501        | DALLAS     | 04/26/2007 | 18,189.00        | 3,637.00          | 14,552.00        | 0.00              | 0.00            |                 |
| IHW                          | 25526    | SAVAGE, DONALD   | 33793        | DALLAS     | 08/31/2007 | 31,500.00        | 0.00              | 31,500.00        | 0.00              | 0.00            |                 |
| IHW                          | 23404    | Teer Plating Co., Inc.   | 65116        | DALLAS     | 03/05/2007 | 35,000.00        | 0.00              | 35,000.00        | 0.00              | 0.00            |                 |
| IHW                          | 32218    | Texas Petrochemicals LP  | 50396        | JEFFERSON  | 08/31/2007 | 1,000.00         | 200.00            | 800.00           | 0.00              | 0.00            |                 |
| IHW                          | 29057    | Tyler Dirty Dozen, Inc.  | F1879        | SMITH      | 11/18/2006 | 8,500.00         | 1,700.00          | 6,800.00         | 0.00              | 0.00            |                 |
| IHW                          | 29490    | Wood George & Co., Inc.  | 20785        | HARRIS     | 11/03/2006 | 3,360.00         | 672.00            | 2,688.00         | 0.00              | 0.00            |                 |
| <b>IHW Orders Issued: 21</b> |          |  |              |            |            | <b>Total:</b>    | <b>471,179.00</b> | <b>45,435.00</b> | <b>423,419.00</b> | <b>2,325.00</b> | <b>2,325.00</b> |

\* There are Multiple Respondent Names associated to this Case No.

## Appendix 11: List of Administrative Orders Issued FY2007

### Singles Program

Date Range Selected : 09/01/2006 - 08/31/2007

| PGM | Case No. | Respondent Name                                   | TCEQ ID      | County      | Order Date | Penalty Assessed | Penalty Deferred | Payable Amount | SEP Cost  | SEP Offset |
|-----|----------|---|--------------|-------------|------------|------------------|------------------|----------------|-----------|------------|
| MSW | 24947    | ACOSTA SANCHEZ, JESUS                             | 455150104    | HIDALGO     | 08/10/2007 | 4,200.00         | 600.00           | 3,600.00       | 0.00      | 0.00       |
| MSW | 27031    | BAGLEY, WAYNE                                     |              | PANOLA      | 04/13/2007 | 7,500.00         | 0.00             | 7,500.00       | 0.00      | 0.00       |
| MSW | 29442    | BARRON, ALFORD JR                                 | 455040164    | GRAYSON     | 01/26/2007 | 7,500.00         | 1,500.00         | 6,000.00       | 0.00      | 0.00       |
| MSW | 2574     | BAXLEY, LEN                                       | 455040133    | DALLAS      | 10/19/2006 | 0.00             | 0.00             | 0.00           | 0.00      | 0.00       |
| MSW | 29869    | BFI Waste Services of Texas, LP                   | 2027         | JEFFERSON   | 03/05/2007 | 500.00           | 100.00           | 400.00         | 0.00      | 0.00       |
| MSW | 27002    | Charles C. Crawford                               | 455040158    | TARRANT     | 05/25/2007 | 5,000.00         | 1,000.00         | 4,000.00       | 0.00      | 0.00       |
| MSW | 28955    | City of Big Lake                                  | 86B          | REAGAN      | 12/02/2006 | 9,350.00         | 0.00             | 9,350.00       | 0.00      | 0.00       |
| MSW | 31379    | City of Pleasanton                                |              | ATASCOSA    | 05/25/2007 | 1,000.00         | 200.00           | 800.00         | 0.00      | 0.00       |
| MSW | 25483    | City of Port Arthur                               | 1815         | JEFFERSON   | 03/05/2007 | 10,125.00        | 2,025.00         | 0.00           | 8,100.00  | 8,100.00   |
| MSW | 30388    | City of Ralls                                     |              | CROSBY      | 05/25/2007 | 2,000.00         | 400.00           | 1,600.00       | 0.00      | 0.00       |
| MSW | 31843    | City of Stratford                                 | 40109        | SHERMAN     | 08/10/2007 | 1,000.00         | 200.00           | 800.00         | 0.00      | 0.00       |
| MSW | 27148    | City of Uvalde                                    |              | UVALDE      | 05/11/2007 | 1,050.00         | 210.00           | 840.00         | 0.00      | 0.00       |
| MSW | 29929    | Coffman Tank Trucks, Inc.                         | F1901        | WISE        | 11/18/2006 | 1,000.00         | 200.00           | 800.00         | 0.00      | 0.00       |
| MSW | 25561    | CONLIN, MICHAEL                                   | 455100047    | HARDIN      | 05/25/2007 | 1,000.00         | 0.00             | 1,000.00       | 0.00      | 0.00       |
| MSW | 28386    | CROY, CASEY                                       |              | HAMILTON    | 08/23/2007 | 1,070.00         | 0.00             | 1,070.00       | 0.00      | 0.00       |
| MSW | 32503    | DIAZ, JORGE                                       | HAT0036      | HIDALGO     | 08/23/2007 | 1,000.00         | 200.00           | 800.00         | 0.00      | 0.00       |
| MSW | 26817    | Express Waste, Inc.                               |              | DALLAS      | 11/03/2006 | 11,550.00        | 0.00             | 11,550.00      | 0.00      | 0.00       |
| MSW | 28008    | GARCIA, JESUS                                     | UNA455140027 | JIM WELLS   | 07/13/2007 | 3,000.00         | 0.00             | 3,000.00       | 0.00      | 0.00       |
| MSW | 28550    | GONZALES, MACARIO JR                              | 455120108    | WALLER      | 12/22/2006 | 5,250.00         | 0.00             | 5,250.00       | 0.00      | 0.00       |
| MSW | 31660    | GWG Wood Group, Inc.                              | 100141       | DALLAS      | 05/11/2007 | 1,000.00         | 200.00           | 800.00         | 0.00      | 0.00       |
| MSW | 31199    | Hidalgo County                                    | 1727         | HIDALGO     | 08/31/2007 | 12,200.00        | 0.00             | 0.00           | 12,200.00 | 12,200.00  |
| MSW | 30577    | Hockley County                                    |              | HOCKLEY     | 01/26/2007 | 900.00           | 180.00           | 720.00         | 0.00      | 0.00       |
| MSW | 29074    | HOOTON, TOMMY                                     | 455040130    | JOHNSON     | 12/22/2006 | 3,150.00         | 0.00             | 3,150.00       | 0.00      | 0.00       |
| MSW | 29190    | Hossein Lhajji dba Lahiji Urology Centers PA      | HAW011       | HIDALGO     | 10/02/2006 | 2,000.00         | 400.00           | 1,600.00       | 0.00      | 0.00       |
| MSW | 29307    | Kriewaldt Tree Care, Inc.                         | 100119       | GUADALUPE   | 05/11/2007 | 1,400.00         | 280.00           | 1,120.00       | 0.00      | 0.00       |
| MSW | 27349    | LOPEZ, DANIEL *                                   | 455150121    | HIDALGO     | 07/13/2007 | 5,250.00         | 0.00             | 5,250.00       | 0.00      | 0.00       |
| MSW | 27353    | LOZANO, MIGUEL A                                  |              | BEXAR       | 12/22/2006 | 3,875.00         | 775.00           | 3,100.00       | 0.00      | 0.00       |
| MSW | 31509    | Maverick County                                   |              | MAVERICK    | 06/29/2007 | 2,040.00         | 408.00           | 1,632.00       | 0.00      | 0.00       |
| MSW | 26127    | McCarty Road Landfill TX, LP                      | 261A         | HARRIS      | 09/21/2006 | 50,076.00        | 10,015.00        | 20,031.00      | 20,030.00 | 20,030.00  |
| MSW | 30732    | Milano ISD  |              | MILAM       | 05/11/2007 | 1,050.00         | 210.00           | 840.00         | 0.00      | 0.00       |
| MSW | 32881    | N.B. Wood Recycling and Construction, Ltd.        |              | BEXAR       | 08/23/2007 | 500.00           | 100.00           | 400.00         | 0.00      | 0.00       |
| MSW | 24860    | Nathaniel Energy Corporation                      | 6044115      | DALLAS      | 07/13/2007 | 16,900.00        | 0.00             | 16,900.00      | 0.00      | 0.00       |
| MSW | 29095    | R & J Recycling, Disposal, Construction, L.L.C. * | 100092       | NACOGDOCHES | 06/29/2007 | 3,050.00         | 610.00           | 2,440.00       | 0.00      | 0.00       |
| MSW | 28687    | RAMON, ROSA MARIA                                 | 455160030    | WEBB        | 11/18/2006 | 4,750.00         | 950.00           | 3,800.00       | 0.00      | 0.00       |

\* There are Multiple Respondent Names associated to this Case No.

## Appendix 11: List of Administrative Orders Issued FY2007

### Singles Program

Date Range Selected : 09/01/2006 - 08/31/2007

| PGM                          | Case No. | Respondent Name                          | TCEQ ID      | County       | Order Date | Penalty Assessed | Penalty Deferred  | Payable Amount   | SEP Cost          | SEP Offset       |                  |
|------------------------------|----------|--|--------------|--------------|------------|------------------|-------------------|------------------|-------------------|------------------|------------------|
| MSW                          | 29554    | Richard Davis DBA Sundance Enterprises   |              | FANNIN       | 01/26/2007 | 3,675.00         | 735.00            | 2,940.00         | 0.00              | 0.00             |                  |
| MSW                          | 28011    | Rogelio De La Paz dba De La Paz Trucking | UNA455140026 | KLEBERG      | 01/26/2007 | 1,000.00         | 0.00              | 1,000.00         | 0.00              | 0.00             |                  |
| MSW                          | 23409    | Sentinel Waste, LLC                      |              | TRAVIS       | 10/19/2006 | 11,550.00        | 0.00              | 11,550.00        | 0.00              | 0.00             |                  |
| MSW                          | 2032     | Southwest Tire Disposal, LLC             | 26000        | EL PASO      | 05/11/2007 | 12,140.00        | 0.00              | 6,070.00         | 6,070.00          | 6,070.00         |                  |
| MSW                          | 26566    | Synergy Management Group, L.L.C.         | 6200140      | HASKELL      | 11/03/2006 | 8,670.00         | 1,734.00          | 3,468.00         | 3,468.00          | 3,468.00         |                  |
| MSW                          | 1978     | Touche' International, Inc.              | 27079        | GRAYSON      | 07/21/2007 | 11,600.00        | 0.00              | 11,600.00        | 0.00              | 0.00             |                  |
| MSW                          | 31305    | VILLARREAL, JUAN MARTIN                  |              | HIDALGO      | 05/25/2007 | 6,500.00         | 0.00              | 6,500.00         | 0.00              | 0.00             |                  |
| MSW                          | 2333     | Western Waste of Texas, LLC              | 576          | BOWIE        | 01/26/2007 | 81,625.00        | 0.00              | 40,813.00        | 40,812.00         | 40,812.00        |                  |
| MSW                          | 31701    | William Bell                             | UNA455140032 | SAN PATRICIO | 08/10/2007 | 2,000.00         | 400.00            | 1,600.00         | 0.00              | 0.00             |                  |
| MSW                          | 25928    | Wood Processing Services, Inc.           |              | JOHNSON      | 06/29/2007 | 3,600.00         | 0.00              | 3,600.00         | 0.00              | 0.00             |                  |
| <b>MSW Orders Issued: 44</b> |          |  |              |              |            | Total:           | <b>323,596.00</b> | <b>23,632.00</b> | <b>209,284.00</b> | <b>90,680.00</b> | <b>90,680.00</b> |

\* There are Multiple Respondent Names associated to this Case No.

## Appendix 11: List of Administrative Orders Issued FY2007

### Singles Program

Date Range Selected : 09/01/2006 - 08/31/2007

| PGM | Case No. | Respondent Name          | TCEQ ID   | County     | Order Date | Penalty Assessed | Penalty Deferred | Payable Amount | SEP Cost | SEP Offset |
|-----|----------|--------------------------|-----------|------------|------------|------------------|------------------|----------------|----------|------------|
| OL  | 32568    | ASKINS, BILLY W          | WG0002915 | SHELBY     | 04/26/2007 | 210.00           | 0.00             | 210.00         | 0.00     | 0.00       |
| OL  | 31901    | BABB, TERRY L SR         |           | HENDERSON  | 04/26/2007 | 210.00           | 0.00             | 210.00         | 0.00     | 0.00       |
| OL  | 31744    | BACCUS, TRACY L          |           | JOHNSON    | 07/13/2007 | 187.00           | 37.00            | 150.00         | 0.00     | 0.00       |
| OL  | 25218    | BALSTAD, JOHN M          | LI0007784 | DALLAS     | 10/19/2006 | 2,250.00         | 0.00             | 2,250.00       | 0.00     | 0.00       |
| OL  | 30174    | BERMUDEZ, JUAN           |           | HARRIS     | 03/19/2007 | 2,500.00         | 500.00           | 2,000.00       | 0.00     | 0.00       |
| OL  | 33022    | BONE, JAMES ORAN         | ILP001811 | PARKER     | 05/25/2007 | 210.00           | 0.00             | 210.00         | 0.00     | 0.00       |
| OL  | 5830     | BRUCE, GROVER G JR       | LI0010248 | TARRANT    | 12/22/2006 | 625.00           | 0.00             | 625.00         | 0.00     | 0.00       |
| OL  | 24126    | CAMACHO, LAZARO          |           | EL PASO    | 11/03/2006 | 250.00           | 0.00             | 250.00         | 0.00     | 0.00       |
| OL  | 31471    | CHAVEZ, ANDY             |           | BEXAR      | 03/19/2007 | 625.00           | 125.00           | 500.00         | 0.00     | 0.00       |
| OL  | 28809    | CHAVEZ, DEMECIO          | LI0010939 | SHELBY     | 06/29/2007 | 625.00           | 0.00             | 625.00         | 0.00     | 0.00       |
| OL  | 29565    | DAVILA, MANNY            | BP0000157 | EL PASO    | 12/02/2006 | 188.00           | 38.00            | 150.00         | 0.00     | 0.00       |
| OL  | 29318    | DE LA CERDA, TYLER RAY   | LI0006612 | DENTON     | 10/02/2006 | 263.00           | 53.00            | 210.00         | 0.00     | 0.00       |
| OL  | 31777    | EMMOT, JAMES L           | LI0012058 | BEXAR      | 06/29/2007 | 625.00           | 125.00           | 500.00         | 0.00     | 0.00       |
| OL  | 31741    | FISK, DAVE               |           | TRAVIS     | 08/10/2007 | 1,875.00         | 375.00           | 1,500.00       | 0.00     | 0.00       |
| OL  | 31504    | FOX, GREGORY D           | LI0004342 | KAUFMAN    | 07/13/2007 | 275.00           | 55.00            | 220.00         | 0.00     | 0.00       |
| OL  | 31972    | GONZALES, DAVID          |           | DEAF SMITH | 07/13/2007 | 500.00           | 100.00           | 400.00         | 0.00     | 0.00       |
| OL  | 29107    | HAMER, PHILLIP P         | LI0011659 | WILLIAMSON | 09/21/2006 | 525.00           | 105.00           | 420.00         | 0.00     | 0.00       |
| OL  | 29949    | HOANG, CU                |           | MONTGOMERY | 03/05/2007 | 2,500.00         | 500.00           | 2,000.00       | 0.00     | 0.00       |
| OL  | 30387    | HOPPER, JOE K            | LI0013553 | LUBBOCK    | 08/31/2007 | 2,500.00         | 0.00             | 2,500.00       | 0.00     | 0.00       |
| OL  | 27873    | HOWARD, LARRY DON RS     | OS0021598 | COLLIN     | 11/18/2006 | 875.00           | 0.00             | 875.00         | 0.00     | 0.00       |
| OL  | 31880    | HULCY, DECHARD A         | LI0004889 | DALLAS     | 06/29/2007 | 200.00           | 40.00            | 160.00         | 0.00     | 0.00       |
| OL  | 31642    | HUTTON, LARRY E          |           | HARRIS     | 06/29/2007 | 625.00           | 125.00           | 500.00         | 0.00     | 0.00       |
| OL  | 30722    | JOLLEY, CLARENCE         |           | HOUSTON    | 09/21/2006 | 210.00           | 0.00             | 210.00         | 0.00     | 0.00       |
| OL  | 31252    | MANNING, ROBERT C        |           | CORYELL    | 09/21/2006 | 210.00           | 0.00             | 210.00         | 0.00     | 0.00       |
| OL  | 6052     | MCCANS, ROBERT BARTON JR | LI0009456 | TARRANT    | 04/26/2007 | 3,125.00         | 0.00             | 3,125.00       | 0.00     | 0.00       |
| OL  | 32454    | MILLER, KIMBERLY F       | WO0016644 | VICTORIA   | 04/26/2007 | 210.00           | 0.00             | 210.00         | 0.00     | 0.00       |
| OL  | 32632    | MOORE, TOMMY CHRISTOPHER |           | BEXAR      | 08/31/2007 | 250.00           | 50.00            | 200.00         | 0.00     | 0.00       |
| OL  | 8551     | ORTEGA, RICARDO          |           | GUADALUPE  | 03/05/2007 | 250.00           | 0.00             | 250.00         | 0.00     | 0.00       |
| OL  | 25583    | PENICK, RICKY JON        | LI0001652 | BRAZOS     | 01/26/2007 | 10,000.00        | 0.00             | 10,000.00      | 0.00     | 0.00       |
| OL  | 26922    | RIVERA, ALBERT           |           | HARRIS     | 09/21/2006 | 625.00           | 0.00             | 625.00         | 0.00     | 0.00       |
| OL  | 337      | RODRIGUEZ, OMAR          |           | CAMERON    | 08/31/2007 | 1,250.00         | 0.00             | 1,250.00       | 0.00     | 0.00       |
| OL  | 30731    | SANCHEZ, ALBERTO BELLO   |           | HARRIS     | 04/13/2007 | 1,250.00         | 250.00           | 1,000.00       | 0.00     | 0.00       |
| OL  | 32012    | SANDATE, PEDRO           | LI0009911 | BEXAR      | 08/31/2007 | 625.00           | 125.00           | 500.00         | 0.00     | 0.00       |
| OL  | 33190    | SKERO, LARRY E           |           | HARRIS     | 08/31/2007 | 262.00           | 52.00            | 210.00         | 0.00     | 0.00       |
| OL  | 26080    | SMITH, ALFRED HOWARD     | BP0002393 | COLLIN     | 12/22/2006 | 1,750.00         | 0.00             | 1,750.00       | 0.00     | 0.00       |
| OL  | 31434    | TURNER, DUSTY L          | LI0008735 | COOKE      | 08/23/2007 | 250.00           | 50.00            | 200.00         | 0.00     | 0.00       |
| OL  | 28530    | WILSON, JANICE L         | LI0013722 | AUSTIN     | 03/05/2007 | 250.00           | 0.00             | 250.00         | 0.00     | 0.00       |

\* There are Multiple Respondent Names associated to this Case No.

## Appendix 11: List of Administrative Orders Issued FY2007

### Singles Program

Date Range Selected : 09/01/2006 - 08/31/2007

| PGM                  | Case No. | Respondent Name | TCEQ ID | County | Order Date | Penalty Assessed | Penalty Deferred | Payable Amount | SEP Cost | SEP Offset |
|----------------------|----------|-----------------|---------|--------|------------|------------------|------------------|----------------|----------|------------|
| OL Orders Issued: 37 |          |                 |         |        | Total:     | 39,160.00        | 2,705.00         | 36,455.00      | 0.00     | 0.00       |

\* There are Multiple Respondent Names associated to this Case No.



## Appendix 11: List of Administrative Orders Issued FY2007

### Singles Program

Date Range Selected : 09/01/2006 - 08/31/2007

| PGM | Case No. | Respondent Name                              | TCEQ ID | County     | Order Date | Penalty Assessed | Penalty Deferred | Payable Amount | SEP Cost | SEP Offset |
|-----|----------|--|---------|------------|------------|------------------|------------------|----------------|----------|------------|
| PST | 29008    | SHANIL-TEX, Inc.                             | 17534   | DALLAS     | 01/26/2007 | 5,360.00         | 0.00             | 5,360.00       | 0.00     | 0.00       |
| PST | 29027    | A & B, INC.                                  | 25838   | TOM GREEN  | 08/23/2007 | 6,240.00         | 0.00             | 6,240.00       | 0.00     | 0.00       |
| PST | 30227    | A & M Holding, Inc.                          | 28584   | HARRIS     | 12/22/2006 | 6,222.00         | 1,244.00         | 4,978.00       | 0.00     | 0.00       |
| PST | 27380    | A & S Corporation                            | 69100   | COLLIN     | 02/12/2007 | 3,250.00         | 0.00             | 3,250.00       | 0.00     | 0.00       |
| PST | 29591    | Advance Petroleum Distributing Company, Inc. | 38928   | TARRANT    | 10/02/2006 | 2,000.00         | 400.00           | 1,600.00       | 0.00     | 0.00       |
| PST | 26562    | AFRIDI, SOHAIL                               | 43368   | HARDIN     | 08/23/2007 | 8,925.00         | 0.00             | 8,925.00       | 0.00     | 0.00       |
| PST | 28850    | AGA Enterprises, Inc.                        | 54157   | ORANGE     | 06/29/2007 | 2,625.00         | 0.00             | 2,625.00       | 0.00     | 0.00       |
| PST | 28788    | AHMEDI, ABDULLAH                             | 68977   | DALLAS     | 07/13/2007 | 14,700.00        | 0.00             | 14,700.00      | 0.00     | 0.00       |
| PST | 31377    | Airline Conoco, Inc.                         | 26656   | HARRIS     | 06/29/2007 | 3,900.00         | 780.00           | 3,120.00       | 0.00     | 0.00       |
| PST | 26764    | AJMM, Inc.                                   | 35114   | HARRIS     | 09/21/2006 | 7,350.00         | 0.00             | 7,350.00       | 0.00     | 0.00       |
| PST | 29315    | Albertson's, Inc.                            | 73937   | TAYLOR     | 12/02/2006 | 4,500.00         | 900.00           | 3,600.00       | 0.00     | 0.00       |
| PST | 31879    | ALI HEMATI, JOHN                             | 17836   | EL PASO    | 08/23/2007 | 1,500.00         | 300.00           | 1,200.00       | 0.00     | 0.00       |
| PST | 21927    | ALI, HUSSAIN                                 | 39671   | BEXAR      | 12/17/2006 | 1,575.00         | 0.00             | 1,575.00       | 0.00     | 0.00       |
| PST | 31776    | Alia Enterprises, Inc.                       | 49954   | HARRIS     | 08/10/2007 | 2,300.00         | 460.00           | 1,840.00       | 0.00     | 0.00       |
| PST | 28013    | Aliahsan Nadia Enterprises, Inc.             | 48994   | BEXAR      | 04/13/2007 | 3,780.00         | 0.00             | 3,780.00       | 0.00     | 0.00       |
| PST | 31778    | Alina & Zainab, Inc.                         | 29242   | MONTGOMERY | 08/31/2007 | 7,200.00         | 1,440.00         | 5,760.00       | 0.00     | 0.00       |
| PST | 26669    | Alishan, Inc.                                | 40077   | JEFFERSON  | 06/29/2007 | 17,550.00        | 0.00             | 17,550.00      | 0.00     | 0.00       |
| PST | 24572    | Al-Tahir U.S.A., Inc.                        | 73521   | HARRIS     | 08/23/2007 | 3,210.00         | 0.00             | 3,210.00       | 0.00     | 0.00       |
| PST | 9206     | Amin Business, Inc.                          | 3901    | GALVESTON  | 08/10/2007 | 4,280.00         | 0.00             | 4,280.00       | 0.00     | 0.00       |
| PST | 31772    | Amtul Enterprises, Inc.                      | 18521   | SMITH      | 08/10/2007 | 4,000.00         | 800.00           | 3,200.00       | 0.00     | 0.00       |
| PST | 26931    | AmWest Savings Association                   | 77591   | WICHITA    | 11/03/2006 | 1,875.00         | 0.00             | 1,875.00       | 0.00     | 0.00       |
| PST | 31467    | Angel Brothers Enterprises, Ltd.             | 932     | HARRIS     | 05/25/2007 | 9,450.00         | 1,890.00         | 7,560.00       | 0.00     | 0.00       |
| PST | 30723    | Arlamar, LLC                                 | 69594   | TARRANT    | 09/21/2006 | 1,750.00         | 0.00             | 1,750.00       | 0.00     | 0.00       |
| PST | 19537    | ARSHAD, MOHAMMAD MAJEED                      | 47549   | HILL       | 06/29/2007 | 3,150.00         | 0.00             | 3,150.00       | 0.00     | 0.00       |
| PST | 31780    | ASA MANAGEMENT, INC.                         | 20443   | CAMERON    | 06/29/2007 | 3,000.00         | 600.00           | 2,400.00       | 0.00     | 0.00       |
| PST | 26409    | At Systems Ssouthwest, Inc.                  | 45642   | DALLAS     | 05/11/2007 | 2,100.00         | 0.00             | 2,100.00       | 0.00     | 0.00       |
| PST | 31046    | AZAR, FUAD                                   | 1961    | HARRIS     | 04/26/2007 | 3,150.00         | 630.00           | 2,520.00       | 0.00     | 0.00       |
| PST | 9140     | Aziz Alsurmi dba Yemco Petroleum             | 38594   | TRAVIS     | 05/11/2007 | 4,750.00         | 0.00             | 4,750.00       | 0.00     | 0.00       |
| PST | 31473    | BAIG, JOHN                                   | 21001   | FANNIN     | 12/22/2006 | 1,750.00         | 0.00             | 1,750.00       | 0.00     | 0.00       |
| PST | 29247    | BALDRIDGE, CHIL L                            | 65907   | HARRIS     | 09/21/2006 | 4,600.00         | 920.00           | 3,680.00       | 0.00     | 0.00       |
| PST | 33063    | Baptist St. Anthony's Health System          | 22171   | POTTER     | 08/10/2007 | 875.00           | 0.00             | 875.00         | 0.00     | 0.00       |
| PST | 29491    | Bay Area Healthcare Group, Ltd.              | 56005   | NUECES     | 12/02/2006 | 1,100.00         | 220.00           | 880.00         | 0.00     | 0.00       |
| PST | 29944    | Ben E. Keith Company                         | 32708   | TAYLOR     | 05/11/2007 | 4,050.00         | 810.00           | 3,240.00       | 0.00     | 0.00       |
| PST | 32066    | Best Texan, Inc.                             | 27470   | HARDIN     | 02/18/2007 | 875.00           | 0.00             | 875.00         | 0.00     | 0.00       |
| PST | 31093    | Bill L. Dover Company, Inc.                  | 6894    | HARDIN     | 03/05/2007 | 1,940.00         | 388.00           | 1,552.00       | 0.00     | 0.00       |
| PST | 30875    | BK Services Inc.                             | 5511    | FORT BEND  | 06/29/2007 | 7,315.00         | 1,463.00         | 5,852.00       | 0.00     | 0.00       |

\* There are Multiple Respondent Names associated to this Case No.

## Appendix 11: List of Administrative Orders Issued FY2007

### Singles Program

Date Range Selected : 09/01/2006 - 08/31/2007

| PGM | Case No. | Respondent Name                            | TCEQ ID | County        | Order Date | Penalty Assessed | Penalty Deferred | Payable Amount | SEP Cost  | SEP Offset |
|-----|----------|--|---------|---------------|------------|------------------|------------------|----------------|-----------|------------|
| PST | 33062    | Bohica Investment, Ltd.                    | 8112    | SUTTON        | 08/10/2007 | 875.00           | 0.00             | 875.00         | 0.00      | 0.00       |
| PST | 31582    | Brazos Valley Petroleum Corporation        | 57663   | ORANGE        | 08/23/2007 | 12,600.00        | 2,520.00         | 10,080.00      | 0.00      | 0.00       |
| PST | 30059    | Breenze Enterprises, Inc.                  | 65245   | TARRANT       | 01/26/2007 | 2,125.00         | 425.00           | 1,700.00       | 0.00      | 0.00       |
| PST | 26926    | Brownsville Val-Marts, L.L.C.              | 56808   | CAMERON       | 10/19/2006 | 2,100.00         | 0.00             | 2,100.00       | 0.00      | 0.00       |
| PST | 28811    | BUTLER, RONNIE                             | 54498   | SAN AUGUSTINE | 09/21/2006 | 13,125.00        | 2,625.00         | 10,500.00      | 0.00      | 0.00       |
| PST | 30788    | C & L Services, LP                         |         | JOHNSON       | 02/05/2007 | 3,150.00         | 630.00           | 2,520.00       | 0.00      | 0.00       |
| PST | 18111    | Cal Farley's Girlstown, U.S.A.             | 69624   |               | 12/22/2006 | 2,500.00         | 500.00           | 0.00           | 2,000.00  | 2,000.00   |
| PST | 21009    | CARDENAS, MARIO A                          |         | WILLACY       | 01/26/2007 | 2,200.00         | 0.00             | 2,200.00       | 0.00      | 0.00       |
| PST | 28929    | CAVAZOS, ORLANDO                           | 26098   | HIDALGO       | 10/19/2006 | 4,464.00         | 893.00           | 3,571.00       | 0.00      | 0.00       |
| PST | 26895    | CERVANTES, SYLVIA                          | 60138   | JOHNSON       | 09/21/2006 | 2,140.00         | 0.00             | 2,140.00       | 0.00      | 0.00       |
| PST | 31633    | CHANDANI, NAZIR N                          | 70456   | JOHNSON       | 07/13/2007 | 2,250.00         | 450.00           | 1,800.00       | 0.00      | 0.00       |
| PST | 31979    | CHANDWANI, AZIZ                            | 14930   | TARRANT       | 08/10/2007 | 3,600.00         | 720.00           | 2,880.00       | 0.00      | 0.00       |
| PST | 24864    | Charles Cole                               | 40263   | TARRANT       | 12/22/2006 | 1,400.00         | 0.00             | 1,400.00       | 0.00      | 0.00       |
| PST | 25403    | CHAROLIA, IMRAN                            | 41224   | HARRIS        | 08/31/2007 | 7,875.00         | 1,575.00         | 6,300.00       | 0.00      | 0.00       |
| PST | 30247    | Chedid, Inc.                               | 14928   |               | 05/11/2007 | 2,100.00         | 420.00           | 1,680.00       | 0.00      | 0.00       |
| PST | 18451    | CHI, TSUO-MIN                              | 43969   | HARRIS        | 10/02/2006 | 2,100.00         | 0.00             | 2,100.00       | 0.00      | 0.00       |
| PST | 30063    | Chia Dinh Ly and Sung Kung                 | 71065   | RED RIVER     | 04/13/2007 | 5,000.00         | 0.00             | 5,000.00       | 0.00      | 0.00       |
| PST | 24426    | CHOWDHURY, KAMAL                           | 7425    | HUNT          | 09/21/2006 | 7,000.00         | 0.00             | 7,000.00       | 0.00      | 0.00       |
| PST | 22785    | CIC Construction Company, Inc.             | 76065   | WHARTON       | 01/26/2007 | 2,100.00         | 0.00             | 2,100.00       | 0.00      | 0.00       |
| PST | 30939    | City of Aransas Pass                       | 58643   | SAN PATRICIO  | 08/10/2007 | 5,000.00         | 1,000.00         | 4,000.00       | 0.00      | 0.00       |
| PST | 14027    | City of Georgetown                         | 10024   | WILLIAMSON    | 03/19/2007 | 12,375.00        | 2,475.00         | 0.00           | 9,900.00  | 9,900.00   |
| PST | 8415     | City of Pharr                              | 21939   | HIDALGO       | 03/05/2007 | 22,500.00        | 0.00             | 0.00           | 22,500.00 | 22,500.00  |
| PST | 24910    | City of Weslaco                            | 18587   | HIDALGO       | 10/02/2006 | 3,927.00         | 785.00           | 0.00           | 3,142.00  | 3,142.00   |
| PST | 16605    | CONNER, CLAUDE                             | 40735   | JEFFERSON     | 05/25/2007 | 9,450.00         | 0.00             | 9,450.00       | 0.00      | 0.00       |
| PST | 32875    | COOKE, JOHN W                              | 788     | PANOLA        | 08/23/2007 | 2,250.00         | 450.00           | 1,800.00       | 0.00      | 0.00       |
| PST | 28329    | COOPER, SANDRA                             |         | JEFFERSON     | 03/19/2007 | 6,600.00         | 0.00             | 6,600.00       | 0.00      | 0.00       |
| PST | 30854    | Cowtown Petroleum LTD                      | 0077170 | TARRANT       | 06/29/2007 | 2,000.00         | 400.00           | 1,600.00       | 0.00      | 0.00       |
| PST | 2822     | Crest Enterprises, Inc.                    | 69100   | COLLIN        | 10/02/2006 | 6,500.00         | 0.00             | 6,500.00       | 0.00      | 0.00       |
| PST | 21486    | CRUMP, DANNY                               | 48005   | TITUS         | 08/31/2007 | 1,200.00         | 0.00             | 1,200.00       | 0.00      | 0.00       |
| PST | 22522    | CWB Tire Repair & Automotive, Inc.         | 3096    | SAN SABA      | 11/18/2006 | 2,850.00         | 0.00             | 2,850.00       | 0.00      | 0.00       |
| PST | 26387    | DANA, AMAL                                 | 17713   | TARRANT       | 05/25/2007 | 8,832.00         | 2,451.00         | 6,381.00       | 0.00      | 0.00       |
| PST | 31203    | Danish Business Inc dba Power Fuel Express | 66578   | HARRIS        | 04/13/2007 | 9,750.00         | 1,950.00         | 7,800.00       | 0.00      | 0.00       |
| PST | 31168    | Dennis Mobil Service Center                | 17744   | HARRIS        | 04/13/2007 | 2,000.00         | 400.00           | 1,600.00       | 0.00      | 0.00       |
| PST | 27541    | Dlinesh M. Patel, M. D., P.A.              | 45088   | TARRANT       | 10/19/2006 | 5,775.00         | 1,155.00         | 4,620.00       | 0.00      | 0.00       |
| PST | 31625    | DO, TUAN NGOC                              | 55098   | TARRANT       | 08/10/2007 | 4,815.00         | 963.00           | 3,852.00       | 0.00      | 0.00       |
| PST | 17689    | Duininck Bros, Inc.                        | 65411   | DENTON        | 06/29/2007 | 6,000.00         | 0.00             | 6,000.00       | 0.00      | 0.00       |

\* There are Multiple Respondent Names associated to this Case No.

## Appendix 11: List of Administrative Orders Issued FY2007

### Singles Program

Date Range Selected : 09/01/2006 - 08/31/2007

| PGM | Case No. | Respondent Name                         | TCEQ ID | County       | Order Date | Penalty Assessed | Penalty Deferred | Payable Amount | SEP Cost | SEP Offset |
|-----|----------|---|---------|--------------|------------|------------------|------------------|----------------|----------|------------|
| PST | 31882    | East Business, Inc.                     | 10828   | MONTGOMERY   | 08/10/2007 | 5,775.00         | 1,155.00         | 4,620.00       | 0.00     | 0.00       |
| PST | 30528    | Echo Bluff, Co.                         | 69840   | TARRANT      | 03/19/2007 | 1,900.00         | 380.00           | 1,520.00       | 0.00     | 0.00       |
| PST | 27172    | Eco Himal Incorporated                  | 26302   | TARRANT      | 12/14/2006 | 3,570.00         | 0.00             | 3,570.00       | 0.00     | 0.00       |
| PST | 31766    | Econo Lube N'Tune, Inc.                 | 53386   | DALLAS       | 06/29/2007 | 2,500.00         | 500.00           | 2,000.00       | 0.00     | 0.00       |
| PST | 30805    | Eddins-Walcher Company                  | 113096  | LUBBOCK      | 01/26/2007 | 2,625.00         | 525.00           | 2,100.00       | 0.00     | 0.00       |
| PST | 20108    | ENNIS WEST END, INC.                    | 73349   | ELLIS        | 09/21/2006 | 2,400.00         | 0.00             | 2,400.00       | 0.00     | 0.00       |
| PST | 31507    | Esteem Enterprise Inc.                  | 39834   | HARRIS       | 05/11/2007 | 4,000.00         | 800.00           | 3,200.00       | 0.00     | 0.00       |
| PST | 13025    | F.K.R. ENTERPRISES, INC.                | 27202   | BRAZORIA     | 01/26/2007 | 7,000.00         | 0.00             | 7,000.00       | 0.00     | 0.00       |
| PST | 31602    | Fas Mart Inc.                           | 35313   | HARRIS       | 06/29/2007 | 2,040.00         | 408.00           | 1,632.00       | 0.00     | 0.00       |
| PST | 20099    | Fillibusters, LLC                       | 76687   | BEXAR        | 11/18/2006 | 4,500.00         | 0.00             | 4,500.00       | 0.00     | 0.00       |
| PST | 30807    | Food Mart Inc                           | 46089   | DALLAS       | 10/19/2006 | 875.00           | 0.00             | 875.00         | 0.00     | 0.00       |
| PST | 30913    | Food Mart Inc                           | 46089   | DALLAS       | 04/26/2007 | 1,925.00         | 385.00           | 1,540.00       | 0.00     | 0.00       |
| PST | 33061    | Fort Bend Independent School District   | 4640    | FORT BEND    | 08/10/2007 | 875.00           | 0.00             | 875.00         | 0.00     | 0.00       |
| PST | 29439    | Fortune 501 Plus, Inc.                  | 42828   | DALLAS       | 11/03/2006 | 3,745.00         | 749.00           | 2,996.00       | 0.00     | 0.00       |
| PST | 31421    | Fred Garrison Oil Company               | 11367   | TARRANT      | 05/25/2007 | 7,875.00         | 1,575.00         | 6,300.00       | 0.00     | 0.00       |
| PST | 25047    | Fuller Oil Co., Inc.                    | 6912    |              | 10/02/2006 | 3,150.00         | 0.00             | 3,150.00       | 0.00     | 0.00       |
| PST | 24938    | GARCIA, JOSE R                          | 11820   | HIDALGO      | 09/21/2006 | 3,150.00         | 630.00           | 2,520.00       | 0.00     | 0.00       |
| PST | 29208    | Gas Mart U. S. A., Inc.                 | 11757   | EL PASO      | 05/25/2007 | 5,715.00         | 1,143.00         | 4,572.00       | 0.00     | 0.00       |
| PST | 29896    | Gasgo Markets, Inc.                     | 46143   | BEXAR        | 11/03/2006 | 5,000.00         | 1,000.00         | 4,000.00       | 0.00     | 0.00       |
| PST | 27034    | Gb's Self Serve, Inc.                   | 27375   | VAN ZANDT    | 07/20/2007 | 17,500.00        | 0.00             | 17,500.00      | 0.00     | 0.00       |
| PST | 31977    | Gentek Investments, Inc.                | 75029   | HARRIS       | 02/18/2007 | 875.00           | 0.00             | 875.00         | 0.00     | 0.00       |
| PST | 32569    | George West Independent School District | 58962   | LIVE OAK     | 04/26/2007 | 1,750.00         | 0.00             | 1,750.00       | 0.00     | 0.00       |
| PST | 32575    | George West Independent School District | 58962   | LIVE OAK     | 08/10/2007 | 750.00           | 150.00           | 600.00         | 0.00     | 0.00       |
| PST | 31225    | Gessner Investments, L.L.C.             | 29213   | HARRIS       | 05/25/2007 | 16,000.00        | 3,200.00         | 12,800.00      | 0.00     | 0.00       |
| PST | 28457    | Gonzalez Arthur M                       | 55032   | HARRIS       | 03/19/2007 | 3,210.00         | 642.00           | 2,568.00       | 0.00     | 0.00       |
| PST | 32022    | GOODSON, JOHN                           | 75631   | SAN PATRICIO | 08/10/2007 | 7,650.00         | 1,530.00         | 6,120.00       | 0.00     | 0.00       |
| PST | 29903    | Grapeland Propane And Fuel, Inc.        | 24229   | HOUSTON      | 12/02/2006 | 4,000.00         | 800.00           | 3,200.00       | 0.00     | 0.00       |
| PST | 30332    | Gurnak Inc                              | 45465   | MONTGOMERY   | 01/26/2007 | 6,000.00         | 1,200.00         | 4,800.00       | 0.00     | 0.00       |
| PST | 9616     | Haafiz & Aman, Inc.                     | 630     | ORANGE       | 11/03/2006 | 1,300.00         | 0.00             | 1,300.00       | 0.00     | 0.00       |
| PST | 27200    | HAGERMAN, CHARLES LEONARD               | 69273   | WHEELER      | 11/03/2006 | 3,150.00         | 0.00             | 3,150.00       | 0.00     | 0.00       |
| PST | 31425    | Hagg, Inc. dba Speedy Mart              | 39751   | HARRIS       | 07/13/2007 | 6,600.00         | 1,320.00         | 5,280.00       | 0.00     | 0.00       |
| PST | 18250    | Hall Grapevine Corporation              | 69604   | TARRANT      | 04/13/2007 | 2,740.00         | 0.00             | 2,740.00       | 0.00     | 0.00       |
| PST | 2375     | HALL, BILLY G                           | 67740   |              | 01/29/2007 | 9,900.00         | 0.00             | 9,900.00       | 0.00     | 0.00       |
| PST | 24446    | Hardin Foodmart dba Short Stop          | 23988   | HARDIN       | 04/13/2007 | 9,450.00         | 0.00             | 9,450.00       | 0.00     | 0.00       |
| PST | 17156    | HARPER, WILL                            |         | JEFFERSON    | 03/05/2007 | 3,150.00         | 0.00             | 3,150.00       | 0.00     | 0.00       |

\* There are Multiple Respondent Names associated to this Case No.

## Appendix 11: List of Administrative Orders Issued FY2007

### Singles Program

Date Range Selected : 09/01/2006 - 08/31/2007

| PGM | Case No. | Respondent Name                                       | TCEQ ID | County    | Order Date | Penalty Assessed | Penalty Deferred | Payable Amount | SEP Cost | SEP Offset |
|-----|----------|---|---------|-----------|------------|------------------|------------------|----------------|----------|------------|
| PST | 24046    | Heena Enterprises, Inc.                               | 35356   | HARRIS    | 08/23/2007 | 5,500.00         | 0.00             | 5,500.00       | 0.00     | 0.00       |
| PST | 31637    | Hi Five Auto Care, Inc.                               | 17547   | DALLAS    | 08/10/2007 | 2,250.00         | 450.00           | 1,800.00       | 0.00     | 0.00       |
| PST | 33050    | Hi Five Auto Care, Inc.                               | 17547   | DALLAS    | 05/25/2007 | 1,750.00         | 0.00             | 1,750.00       | 0.00     | 0.00       |
| PST | 23003    | HIRANI, MADAT FRED                                    | 66445   | HARRIS    | 03/05/2007 | 4,500.00         | 0.00             | 4,500.00       | 0.00     | 0.00       |
| PST | 32001    | Houston Country Club                                  | 41786   | HARRIS    | 08/10/2007 | 6,000.00         | 1,200.00         | 4,800.00       | 0.00     | 0.00       |
| PST | 31234    | Howard Petroleum Company                              | 51719   | PRESIDIO  | 04/26/2007 | 1,050.00         | 210.00           | 840.00         | 0.00     | 0.00       |
| PST | 28446    | HUERECA, JESUS L                                      | 33821   | EL PASO   | 10/02/2006 | 8,960.00         | 1,792.00         | 7,168.00       | 0.00     | 0.00       |
| PST | 31603    | HUFF, RAYMOND   | 6566    | SMITH     | 05/11/2007 | 3,000.00         | 600.00           | 2,400.00       | 0.00     | 0.00       |
| PST | 9131     | HUSSIAN, LIAQAT *                                     | 48837   | HARRIS    | 02/18/2007 | 3,210.00         | 0.00             | 3,210.00       | 0.00     | 0.00       |
| PST | 32214    | Hyatt Corporation                                     | 68468   | DALLAS    | 08/10/2007 | 1,500.00         | 300.00           | 1,200.00       | 0.00     | 0.00       |
| PST | 29599    | I. B. Cheaper's, LP                                   | 75622   | ORANGE    | 12/22/2006 | 10,350.00        | 2,070.00         | 8,280.00       | 0.00     | 0.00       |
| PST | 31700    | IBM, Inc.   | 754     | TARRANT   | 06/29/2007 | 3,325.00         | 665.00           | 2,660.00       | 0.00     | 0.00       |
| PST | 17695    | Imran Investments, Inc.                               | 23164   | GALVESTON | 03/05/2007 | 3,200.00         | 0.00             | 3,200.00       | 0.00     | 0.00       |
| PST | 24811    | Inara Management, LLC                                 | 36713   | COOKE     | 12/02/2006 | 3,540.00         | 0.00             | 3,540.00       | 0.00     | 0.00       |
| PST | 23567    | IQBAL, JAVED  | 5686    | DALLAS    | 04/13/2007 | 3,270.00         | 0.00             | 3,270.00       | 0.00     | 0.00       |
| PST | 33450    | Irwin Co., Inc.                                       | 59744   | HARRIS    | 07/13/2007 | 1,750.00         | 0.00             | 1,750.00       | 0.00     | 0.00       |
| PST | 28448    | J.C. Conoco, Inc.                                     | 27473   | HARRIS    | 08/10/2007 | 4,095.00         | 0.00             | 4,095.00       | 0.00     | 0.00       |
| PST | 31779    | Jacob Neycheril                                       | 35130   | HARRIS    | 08/23/2007 | 2,250.00         | 450.00           | 1,800.00       | 0.00     | 0.00       |
| PST | 32922    | Jai Kaphish Corporation                               | 57764   | DENTON    | 05/25/2007 | 1,750.00         | 0.00             | 1,750.00       | 0.00     | 0.00       |
| PST | 31250    | JAIN, RAJIVE  | 28902   | TARRANT   | 12/02/2006 | 2,625.00         | 0.00             | 2,625.00       | 0.00     | 0.00       |
| PST | 31773    | Jalisco, Ltd.   | 18425   | HIDALGO   | 08/10/2007 | 1,000.00         | 200.00           | 800.00         | 0.00     | 0.00       |
| PST | 33064    | Jayvik Auto Systems, Inc.                             | 77072   | DENTON    | 08/23/2007 | 1,750.00         | 0.00             | 1,750.00       | 0.00     | 0.00       |
| PST | 32059    | Jayvik Auto Systems, Inc.                             | 77072   | DENTON    | 05/25/2007 | 1,000.00         | 200.00           | 800.00         | 0.00     | 0.00       |
| PST | 32926    | Jefferson County                                      | 71847   | JEFFERSON | 06/29/2007 | 875.00           | 0.00             | 875.00         | 0.00     | 0.00       |
| PST | 27317    | Jubilant Services, Inc.                               | 63035   | TARRANT   | 02/18/2007 | 9,500.00         | 0.00             | 9,500.00       | 0.00     | 0.00       |
| PST | 31474    | K & R Fuel Centers, Inc.                              | 75829   | SOMERVELL | 02/18/2007 | 1,750.00         | 0.00             | 1,750.00       | 0.00     | 0.00       |
| PST | 31539    | K & S Mart, Inc.                                      | 0039372 | TARRANT   | 05/11/2007 | 3,825.00         | 765.00           | 3,060.00       | 0.00     | 0.00       |
| PST | 27417    | Kaiser Energy Inc.                                    | 26243   | DALLAS    | 10/19/2006 | 2,460.00         | 492.00           | 1,968.00       | 0.00     | 0.00       |
| PST | 14109    | Kanzani Abdul Ali                                     | 11207   | JEFFERSON | 02/05/2007 | 11,700.00        | 0.00             | 11,700.00      | 0.00     | 0.00       |
| PST | 21720    | Kash 'N' Karry, Inc.                                  | 65383   | TARRANT   | 09/21/2006 | 3,150.00         | 0.00             | 3,150.00       | 0.00     | 0.00       |
| PST | 32441    | Katy ISD  | 14337   | HARRIS    | 03/19/2007 | 875.00           | 0.00             | 875.00         | 0.00     | 0.00       |
| PST | 29410    | KDGG Investments Partners, Ltd. dba LT Country Market | 77682   | TRAVIS    | 09/21/2006 | 5,000.00         | 1,000.00         | 4,000.00       | 0.00     | 0.00       |
| PST | 31187    | Kempwood Enterprises, LLC                             | 29297   |           | 04/26/2007 | 3,150.00         | 630.00           | 2,520.00       | 0.00     | 0.00       |
| PST | 32921    | Kent Distributors, Incorporated                       | 38147   | REAGAN    | 06/29/2007 | 1,750.00         | 0.00             | 1,750.00       | 0.00     | 0.00       |
| PST | 31572    | Key Oil Company                                       | 22196   | HARRIS    | 08/23/2007 | 14,500.00        | 2,900.00         | 11,600.00      | 0.00     | 0.00       |
| PST | 20100    | KHAN, AMER  | 4128    | LEON      | 11/03/2006 | 7,350.00         | 0.00             | 7,350.00       | 0.00     | 0.00       |

\* There are Multiple Respondent Names associated to this Case No.

## Appendix 11: List of Administrative Orders Issued FY2007

### Singles Program

Date Range Selected : 09/01/2006 - 08/31/2007

| PGM | Case No. | Respondent Name                           | TCEQ ID | County      | Order Date | Penalty Assessed | Penalty Deferred | Payable Amount | SEP Cost | SEP Offset |
|-----|----------|---|---------|-------------|------------|------------------|------------------|----------------|----------|------------|
| PST | 31560    | Kingsville Independent School District    | 2003    | KLEBERG     | 12/22/2006 | 1,750.00         | 0.00             | 1,750.00       | 0.00     | 0.00       |
| PST | 28347    | Kingwood Petroleum, LLC                   | 3811    | NACOGDOCHES | 12/22/2006 | 23,500.00        | 0.00             | 23,500.00      | 0.00     | 0.00       |
| PST | 25364    | KOONSMAN, KAREN                           | 27947   | ERATH       | 02/18/2007 | 6,840.00         | 0.00             | 6,840.00       | 0.00     | 0.00       |
| PST | 27008    | KR MINA INC                               | 17746   | HARRIS      | 02/05/2007 | 3,280.00         | 0.00             | 3,280.00       | 0.00     | 0.00       |
| PST | 9459     | Lakeport Development, Inc.                | 54757   | GREGG       | 05/11/2007 | 9,900.00         | 0.00             | 9,900.00       | 0.00     | 0.00       |
| PST | 24575    | Lakhani Ashraf                            | 45256   | BRAZOS      | 09/21/2006 | 3,150.00         | 0.00             | 3,150.00       | 0.00     | 0.00       |
| PST | 15998    | Lakhani Sam                               | 28091   | TRAVIS      | 10/19/2006 | 2,550.00         | 0.00             | 2,550.00       | 0.00     | 0.00       |
| PST | 30961    | Laredo Regional Medical Center, L.P.      | 46049   | WEBB        | 03/19/2007 | 2,625.00         | 0.00             | 2,625.00       | 0.00     | 0.00       |
| PST | 30331    | Laredo Regional Medical Center, L.P.      | 46049   | WEBB        | 02/18/2007 | 4,500.00         | 900.00           | 3,600.00       | 0.00     | 0.00       |
| PST | 31974    | Larry D. Hodge, Inc.                      | 35474   | MIDLAND     | 03/19/2007 | 3,500.00         | 0.00             | 3,500.00       | 0.00     | 0.00       |
| PST | 18869    | LEO, WILLIAM R                            | 55005   | HIDALGO     | 02/18/2007 | 2,100.00         | 0.00             | 2,100.00       | 0.00     | 0.00       |
| PST | 26894    | Light Business, Inc.                      | 9406    | GUADALUPE   | 04/26/2007 | 3,150.00         | 0.00             | 3,150.00       | 0.00     | 0.00       |
| PST | 29713    | Lubbock Independent School District       | 4808    | LUBBOCK     | 02/05/2007 | 10,125.00        | 2,025.00         | 8,100.00       | 0.00     | 0.00       |
| PST | 32925    | Lube Center Management, LTD.              | 54399   | DALLAS      | 06/29/2007 | 1,750.00         | 0.00             | 1,750.00       | 0.00     | 0.00       |
| PST | 28198    | Lucky Lady Oil Company                    | 43117   | DALLAS      | 10/19/2006 | 19,000.00        | 3,800.00         | 15,200.00      | 0.00     | 0.00       |
| PST | 29210    | LUMBLEY, RICK                             | 56459   | KIMBLE      | 04/26/2007 | 2,750.00         | 550.00           | 2,200.00       | 0.00     | 0.00       |
| PST | 8998     | M & C Enterprises, Inc.                   | 54921   | HARRIS      | 10/19/2006 | 4,200.00         | 0.00             | 4,200.00       | 0.00     | 0.00       |
| PST | 29569    | M K Family Limited Partnership            | 16751   | WILLIAMSON  | 03/19/2007 | 12,500.00        | 2,500.00         | 10,000.00      | 0.00     | 0.00       |
| PST | 29275    | MAKNOJIA, RAHIM ALI                       | 72397   | HARRIS      | 10/02/2006 | 3,672.00         | 734.00           | 2,938.00       | 0.00     | 0.00       |
| PST | 23986    | MAKS CORPORATION, INC. DBA QUICK & EASY 2 | 38909   | WHARTON     | 10/02/2006 | 5,360.00         | 0.00             | 5,360.00       | 0.00     | 0.00       |
| PST | 18852    | MANRIQUEZ, MANUEL                         | 15928   | PRESIDIO    | 04/21/2007 | 0.00             | 0.00             | 0.00           | 0.00     | 0.00       |
| PST | 29711    | Mansehra, Inc.                            | 45527   | JEFFERSON   | 11/18/2006 | 3,745.00         | 749.00           | 2,996.00       | 0.00     | 0.00       |
| PST | 28727    | MARKET TRUCK STOP, INC                    | 9778    | HARRIS      | 07/13/2007 | 13,400.00        | 0.00             | 13,400.00      | 0.00     | 0.00       |
| PST | 23566    | MARVIN'S CHEVRON SERVICE CENTER, INC.     | 31786   | NUECES      | 12/22/2006 | 3,150.00         | 0.00             | 3,150.00       | 0.00     | 0.00       |
| PST | 27285    | MCADAMS, ROBERT                           | 29501   | HENDERSON   | 08/10/2007 | 10,800.00        | 0.00             | 10,800.00      | 0.00     | 0.00       |
| PST | 32856    | Mclane Company Inc                        | 48858   | LUBBOCK     | 05/11/2007 | 875.00           | 0.00             | 875.00         | 0.00     | 0.00       |
| PST | 29553    | Meador Chrysler-Plymouth, Inc.            | 63496   | TARRANT     | 09/21/2006 | 1,000.00         | 200.00           | 800.00         | 0.00     | 0.00       |
| PST | 32437    | MERINO, EUFROCINA                         | 44519   | ORANGE      | 08/31/2007 | 3,900.00         | 780.00           | 3,120.00       | 0.00     | 0.00       |
| PST | 26052    | Metroplex Lucky Star, LLC                 | 8280    | GRAYSON     | 03/05/2007 | 3,150.00         | 0.00             | 3,150.00       | 0.00     | 0.00       |
| PST | 25042    | Metroplex Lucky Star, LLC                 | 8280    | GRAYSON     | 09/21/2006 | 11,000.00        | 0.00             | 11,000.00      | 0.00     | 0.00       |
| PST | 24573    | Mike's Groceries & Feed, Inc.             | 74122   | MONTGOMERY  | 04/13/2007 | 2,100.00         | 0.00             | 2,100.00       | 0.00     | 0.00       |
| PST | 27874    | Milam Investment, Inc.                    | 69607   | TRAVIS      | 10/19/2006 | 1,925.00         | 385.00           | 1,540.00       | 0.00     | 0.00       |
| PST | 31973    | MILLER SR, TOM E                          | 35475   | ECTOR       | 04/13/2007 | 1,750.00         | 0.00             | 1,750.00       | 0.00     | 0.00       |
| PST | 25418    | Moghul Empire Inc.                        | 29158   | MCLENNAN    | 12/02/2006 | 7,455.00         | 0.00             | 7,455.00       | 0.00     | 0.00       |
| PST | 31339    | Mom Ratan Corporation, Inc.               | 36379   | HARRIS      | 04/13/2007 | 5,400.00         | 1,080.00         | 4,320.00       | 0.00     | 0.00       |

\* There are Multiple Respondent Names associated to this Case No.

## Appendix 11: List of Administrative Orders Issued FY2007

### Singles Program

Date Range Selected : 09/01/2006 - 08/31/2007

| PGM | Case No. | Respondent Name                       | TCEQ ID | County     | Order Date | Penalty Assessed | Penalty Deferred | Payable Amount | SEP Cost | SEP Offset |
|-----|----------|---------------------------------------|---------|------------|------------|------------------|------------------|----------------|----------|------------|
| PST | 28817    | MONTGOMERY, SUSAN                     | 42650   | TAYLOR     | 02/05/2007 | 13,000.00        | 0.00             | 13,000.00      | 0.00     | 0.00       |
| PST | 33453    | Moore County Hospital District        | 1768    | MOORE      | 08/23/2007 | 875.00           | 0.00             | 875.00         | 0.00     | 0.00       |
| PST | 18689    | MUGILI, RAMA RAO                      | 46039   | BEXAR      | 04/13/2007 | 800.00           | 0.00             | 800.00         | 0.00     | 0.00       |
| PST | 31419    | Multiple Concepts, Inc.               | 17113   | HARRIS     | 04/26/2007 | 2,250.00         | 450.00           | 1,800.00       | 0.00     | 0.00       |
| PST | 32801    | Murphy Oil USA, Inc.                  | 72011   | ORANGE     | 08/31/2007 | 1,050.00         | 210.00           | 840.00         | 0.00     | 0.00       |
| PST | 24407    | Murphy Tulon Jr and Murphy Leticia M  | 47212   | PECOS      | 11/18/2006 | 2,100.00         | 0.00             | 2,100.00       | 0.00     | 0.00       |
| PST | 26896    | Naide Enterprises, Inc.               | 5932    | BEXAR      | 06/29/2007 | 6,825.00         | 0.00             | 6,825.00       | 0.00     | 0.00       |
| PST | 28392    | Nasib, Inc. dba Discount Food Mart    | 41911   | TARRANT    | 09/21/2006 | 7,600.00         | 1,520.00         | 6,080.00       | 0.00     | 0.00       |
| PST | 32433    | NDV Enterprises Inc.                  | 31561   | LIBERTY    | 08/23/2007 | 2,675.00         | 535.00           | 2,140.00       | 0.00     | 0.00       |
| PST | 31599    | New Everest Group Corporation         | 18817   | TARRANT    | 05/25/2007 | 800.00           | 160.00           | 640.00         | 0.00     | 0.00       |
| PST | 30621    | NGUYEN, HUNG                          | 39802   | HARRIS     | 12/22/2006 | 4,500.00         | 900.00           | 3,600.00       | 0.00     | 0.00       |
| PST | 31432    | NGUYEN, LINH                          | 69591   | HARRIS     | 06/29/2007 | 5,625.00         | 1,125.00         | 4,500.00       | 0.00     | 0.00       |
| PST | 29034    | Nirmal & Armaan Enterprises, Inc.     | 3814    | TARRANT    | 11/03/2006 | 4,800.00         | 960.00           | 3,840.00       | 0.00     | 0.00       |
| PST | 31566    | Normandy Truckstop                    | 60804   | HARRIS     | 05/25/2007 | 23,625.00        | 4,725.00         | 18,900.00      | 0.00     | 0.00       |
| PST | 31899    | North Texas Super Save, L.P.          | 72430   | DENTON     | 02/18/2007 | 1,750.00         | 0.00             | 1,750.00       | 0.00     | 0.00       |
| PST | 20379    | Nuraj Enterprises, Inc.               | 20385   | GRIMES     | 07/13/2007 | 1,600.00         | 0.00             | 1,600.00       | 0.00     | 0.00       |
| PST | 31605    | OH, JONG HWAN                         | 75112   | HARRIS     | 07/13/2007 | 1,050.00         | 210.00           | 840.00         | 0.00     | 0.00       |
| PST | 31900    | OMAIR, MOHAMD                         | 55183   | PARKER     | 02/18/2007 | 1,750.00         | 0.00             | 1,750.00       | 0.00     | 0.00       |
| PST | 29070    | Orange County                         | 41768   | ORANGE     | 11/18/2006 | 3,075.00         | 615.00           | 2,460.00       | 0.00     | 0.00       |
| PST | 9372     | Oshborn, Inc.                         | 75132   | ORANGE     | 11/03/2006 | 16,200.00        | 0.00             | 16,200.00      | 0.00     | 0.00       |
| PST | 29757    | Overseas Enterprises USA, Inc.        | 17234   | ORANGE     | 03/19/2007 | 43,977.00        | 8,795.00         | 35,182.00      | 0.00     | 0.00       |
| PST | 19476    | Padilla, Rafael                       | 55944   | EL PASO    | 08/10/2007 | 9,500.00         | 0.00             | 9,500.00       | 0.00     | 0.00       |
| PST | 26020    | Pak Convenience Store Inc. *          | 9090    | DALLAS     | 04/13/2007 | 6,222.00         | 0.00             | 6,222.00       | 0.00     | 0.00       |
| PST | 30974    | PANJWANI, FERAZ                       | 64686   | HARRIS     | 03/19/2007 | 4,500.00         | 900.00           | 3,600.00       | 0.00     | 0.00       |
| PST | 28953    | PATEL, SHOBHANA                       | 69641   | MCLENNAN   | 10/19/2006 | 3,600.00         | 720.00           | 2,880.00       | 0.00     | 0.00       |
| PST | 29942    | Patiala Petroleum LLC                 | 14942   | TARRANT    | 01/26/2007 | 3,080.00         | 616.00           | 2,464.00       | 0.00     | 0.00       |
| PST | 29669    | PAVLIS, JOHN                          | 26674   | CHAMBERS   | 10/02/2006 | 4,600.00         | 920.00           | 3,680.00       | 0.00     | 0.00       |
| PST | 30122    | Pedernales Electric Cooperative, Inc. | 45671   | WILLIAMSON | 12/02/2006 | 2,500.00         | 500.00           | 2,000.00       | 0.00     | 0.00       |
| PST | 31665    | PIRAFZAL CORPORATION DBA STAR STOP 4  | 69572   | JEFFERSON  | 08/23/2007 | 2,625.00         | 525.00           | 2,100.00       | 0.00     | 0.00       |
| PST | 26960    | PIRAFZAL CORPORATION DBA STAR STOP 4  | 24457   | ORANGE     | 09/21/2006 | 2,400.00         | 0.00             | 2,400.00       | 0.00     | 0.00       |
| PST | 32565    | Port of Houston Authority             | 3254    | HARRIS     | 05/11/2007 | 875.00           | 0.00             | 875.00         | 0.00     | 0.00       |
| PST | 32567    | Premier Golf Management, Inc.         | 12156   | LUBBOCK    | 04/26/2007 | 875.00           | 0.00             | 875.00         | 0.00     | 0.00       |
| PST | 32566    | Presidio Independent School District  | 57396   | PRESIDIO   | 04/26/2007 | 875.00           | 0.00             | 875.00         | 0.00     | 0.00       |
| PST | 29594    | Producers Cooperative Elevator        | 53850   | FLOYD      | 11/03/2006 | 750.00           | 150.00           | 600.00         | 0.00     | 0.00       |
| PST | 26749    | Quick Shop #2, Inc.                   | 44788   | ORANGE     | 08/23/2007 | 12,000.00        | 0.00             | 12,000.00      | 0.00     | 0.00       |

\* There are Multiple Respondent Names associated to this Case No.

## Appendix 11: List of Administrative Orders Issued FY2007

### Singles Program

Date Range Selected : 09/01/2006 - 08/31/2007

| PGM | Case No. | Respondent Name                                       | TCEQ ID | County     | Order Date | Penalty Assessed | Penalty Deferred | Payable Amount | SEP Cost | SEP Offset |
|-----|----------|---|---------|------------|------------|------------------|------------------|----------------|----------|------------|
| PST | 21581    | R. Master & Sons, Inc. dba Get & Go                   | 47665   | CALHOUN    | 05/11/2007 | 1,600.00         | 0.00             | 1,600.00       | 0.00     | 0.00       |
| PST | 30741    | Racetrac Petroleum, Inc.                              | 67121   | JEFFERSON  | 02/18/2007 | 7,875.00         | 1,575.00         | 6,300.00       | 0.00     | 0.00       |
| PST | 29054    | Razeen Enterprises, Inc.                              | 0040242 | TARRANT    | 10/02/2006 | 5,775.00         | 1,155.00         | 4,620.00       | 0.00     | 0.00       |
| PST | 26074    | RCF INVESTMENTS INC.                                  | 68575   | PARKER     | 11/03/2006 | 2,850.00         | 0.00             | 2,850.00       | 0.00     | 0.00       |
| PST | 26003    | Reddy Energy, Inc.                                    | 26586   | DALLAS     | 05/25/2007 | 19,482.00        | 11,119.00        | 8,363.00       | 0.00     | 0.00       |
| PST | 33452    | reddy&family inc.                                     | 44324   | LUBBOCK    | 07/13/2007 | 3,500.00         | 0.00             | 3,500.00       | 0.00     | 0.00       |
| PST | 33454    | reddy&family inc.                                     | 10260   | HALE       | 07/13/2007 | 3,500.00         | 0.00             | 3,500.00       | 0.00     | 0.00       |
| PST | 27426    | RIHANI, AKRAM   | 13598   |            | 04/13/2007 | 1,090.00         | 0.00             | 1,090.00       | 0.00     | 0.00       |
| PST | 31661    | Rosamond Corporation                                  | 39627   | HARRIS     | 07/13/2007 | 6,300.00         | 1,260.00         | 5,040.00       | 0.00     | 0.00       |
| PST | 32190    | Rosemin Enterprises, Inc.                             | 2923    | BRAZORIA   | 08/23/2007 | 1,155.00         | 231.00           | 924.00         | 0.00     | 0.00       |
| PST | 32134    | S & S USA Enterprises, Inc.                           | 37926   | HARRIS     | 08/23/2007 | 13,950.00        | 2,790.00         | 11,160.00      | 0.00     | 0.00       |
| PST | 29338    | S. S. P. C-Store, Inc.                                | 77594   | DALLAS     | 11/18/2006 | 8,000.00         | 1,600.00         | 6,400.00       | 0.00     | 0.00       |
| PST | 26750    | Sada Bahar, Inc. *                                    | 16571   | ELLIS      | 02/02/2007 | 6,500.00         | 0.00             | 6,500.00       | 0.00     | 0.00       |
| PST | 28388    | SAFEWAY INC.  | 76470   | WILLIAMSON | 01/26/2007 | 2,500.00         | 0.00             | 2,500.00       | 0.00     | 0.00       |
| PST | 27120    | Saks Enterprise Inc.                                  | 6581    | DENTON     | 03/19/2007 | 8,505.00         | 0.00             | 8,505.00       | 0.00     | 0.00       |
| PST | 32442    | Salco Investments, Inc.                               | 17833   | EL PASO    | 03/19/2007 | 875.00           | 0.00             | 875.00         | 0.00     | 0.00       |
| PST | 24699    | Salim Aziz Dossani                                    | 59152   | HARRIS     | 08/10/2007 | 16,585.00        | 0.00             | 16,585.00      | 0.00     | 0.00       |
| PST | 21657    | SALMAN, MOHAMMAD                                      | 27983   | MONTGOMERY | 04/13/2007 | 4,200.00         | 0.00             | 4,200.00       | 0.00     | 0.00       |
| PST | 5835     | Salwa, Inc.   | 8990    | ORANGE     | 02/18/2007 | 14,000.00        | 0.00             | 14,000.00      | 0.00     | 0.00       |
| PST | 9865     | Sampri Investments, LLC                               | 66954   | HARRIS     | 12/22/2006 | 8,500.00         | 0.00             | 8,500.00       | 0.00     | 0.00       |
| PST | 23947    | Shaheen International, Inc.                           | 38602   | JEFFERSON  | 11/03/2006 | 21,375.00        | 0.00             | 21,375.00      | 0.00     | 0.00       |
| PST | 24705    | SHANE, DIANA  | 36747   | HUNT       | 12/02/2006 | 950.00           | 190.00           | 760.00         | 0.00     | 0.00       |
| PST | 31184    | Sharp Investments, Inc.                               | 35229   | HARRIS     | 04/26/2007 | 6,000.00         | 1,200.00         | 4,800.00       | 0.00     | 0.00       |
| PST | 21549    | Silva Hector and Petra                                | 14303   | FRIO       | 10/19/2006 | 6,300.00         | 0.00             | 6,300.00       | 0.00     | 0.00       |
| PST | 19295    | Silwad Inc.   | 18871   | MCLENNAN   | 08/23/2007 | 13,375.00        | 0.00             | 13,375.00      | 0.00     | 0.00       |
| PST | 29409    | Ska Ventures Inc.                                     | 45676   | NUECES     | 04/13/2007 | 2,500.00         | 500.00           | 2,000.00       | 0.00     | 0.00       |
| PST | 27070    | Sona Stores, Inc.                                     | 47370   | NEWTON     | 09/21/2006 | 3,600.00         | 0.00             | 3,600.00       | 0.00     | 0.00       |
| PST | 31303    | Southwest Convenience Stores, LLC                     | 7057    | LUBBOCK    | 05/11/2007 | 4,500.00         | 900.00           | 3,600.00       | 0.00     | 0.00       |
| PST | 31460    | Speedee Oil Change, Inc.                              | 17547   | DALLAS     | 08/10/2007 | 2,000.00         | 400.00           | 1,600.00       | 0.00     | 0.00       |
| PST | 31220    | STEPHEN, SIMON  | 32228   | HARRIS     | 05/25/2007 | 2,250.00         | 450.00           | 1,800.00       | 0.00     | 0.00       |
| PST | 26752    | SULTANA INTERSTATE INC. DBA<br>HAND STOP 50           | 40141   | HARRIS     | 10/02/2006 | 3,210.00         | 0.00             | 3,210.00       | 0.00     | 0.00       |
| PST | 25465    | Sunshine Stores, Inc. dba Sunshine<br>Grocery Silsbee | 6910    | HARDIN     | 11/04/2006 | 11,040.00        | 0.00             | 11,040.00      | 0.00     | 0.00       |
| PST | 26746    | SYP ENTERPRISES, INC. DBA<br>COLLINS TEXACO           | 33128   | TARRANT    | 12/02/2006 | 26,550.00        | 0.00             | 26,550.00      | 0.00     | 0.00       |
| PST | 27660    | TEXAS BUSINESS NETWORKS INC                           | 75154   | NUECES     | 01/26/2007 | 4,500.00         | 900.00           | 3,600.00       | 0.00     | 0.00       |

\* There are Multiple Respondent Names associated to this Case No.

## Appendix 11: List of Administrative Orders Issued FY2007

### Singles Program

Date Range Selected : 09/01/2006 - 08/31/2007

| PGM                           | Case No. | Respondent Name                        | TCEQ ID | County       | Order Date | Penalty Assessed | Penalty Deferred    | Payable Amount    | SEP Cost            | SEP Offset       |                  |
|-------------------------------|----------|--|---------|--------------|------------|------------------|---------------------|-------------------|---------------------|------------------|------------------|
| PST                           | 30068    | Texas Lucky 7 Beer & Wine, Inc.        | 0018553 | TARRANT      | 12/22/2006 | 3,850.00         | 770.00              | 3,080.00          | 0.00                | 0.00             |                  |
| PST                           | 28528    | Texcan Consulting, Inc.                | 33758   | BEXAR        | 08/23/2007 | 5,000.00         | 1,000.00            | 4,000.00          | 0.00                | 0.00             |                  |
| PST                           | 29358    | Three Rivers Flying Service Co., Inc.  | 60726   | TOM GREEN    | 03/19/2007 | 1,500.00         | 300.00              | 1,200.00          | 0.00                | 0.00             |                  |
| PST                           | 25291    | Timpson Independent School District    | 31443   | SHELBY       | 09/21/2006 | 6,375.00         | 1,275.00            | 5,100.00          | 0.00                | 0.00             |                  |
| PST                           | 32210    | TIPTON, DONDI *                        | 31004   | SHELBY       | 08/23/2007 | 3,745.00         | 749.00              | 2,996.00          | 0.00                | 0.00             |                  |
| PST                           | 24032    | TRAN, HUNG                             | 35272   | BRAZORIA     | 10/19/2006 | 1,600.00         | 0.00                | 1,600.00          | 0.00                | 0.00             |                  |
| PST                           | 20357    | TRES NLSS MG Corporation               | 75271   | HARRIS       | 10/02/2006 | 9,000.00         | 0.00                | 9,000.00          | 0.00                | 0.00             |                  |
| PST                           | 17991    | TREVINO, LUIS M                        | 6507    | FRIO         | 05/25/2007 | 9,120.00         | 0.00                | 9,120.00          | 0.00                | 0.00             |                  |
| PST                           | 31087    | TR's Market Inc dba In & Out           | 72601   | DENTON       | 10/19/2006 | 875.00           | 0.00                | 875.00            | 0.00                | 0.00             |                  |
| PST                           | 409      | TXG Properties of Texas, LLC           | 108724  | HOCKLEY      | 04/13/2007 | 16,500.00        | 0.00                | 16,500.00         | 0.00                | 0.00             |                  |
| PST                           | 31630    | ULLAH BROTHERS LLC                     | 74775   | SAN PATRICIO | 07/13/2007 | 16,000.00        | 3,200.00            | 12,800.00         | 0.00                | 0.00             |                  |
| PST                           | 28607    | Umar Bhatti, Ltd.                      | 27138   | DALLAS       | 10/02/2006 | 14,400.00        | 2,880.00            | 11,520.00         | 0.00                | 0.00             |                  |
| PST                           | 9684     | Uppal Brothers, Inc.                   | 44704   | TARRANT      | 05/11/2007 | 35,100.00        | 0.00                | 35,100.00         | 0.00                | 0.00             |                  |
| PST                           | 31975    | US CUSTOMS AND BORDER PROTECTION *     | 11408   | EL PASO      | 03/19/2007 | 875.00           | 0.00                | 875.00            | 0.00                | 0.00             |                  |
| PST                           | 31481    | Valero Refining-Texas, L.P.            | 60979   | NUECES       | 05/11/2007 | 10,000.00        | 2,000.00            | 8,000.00          | 0.00                | 0.00             |                  |
| PST                           | 25954    | Valley Star, Inc.                      | 26920   | JEFFERSON    | 02/05/2007 | 4,000.00         | 0.00                | 4,000.00          | 0.00                | 0.00             |                  |
| PST                           | 29601    | VAUGHN, ANN                            | 77993   | WICHITA      | 12/22/2006 | 1,500.00         | 300.00              | 1,200.00          | 0.00                | 0.00             |                  |
| PST                           | 29438    | VAUGHN, ANN                            |         | WICHITA      | 10/02/2006 | 3,500.00         | 0.00                | 3,500.00          | 0.00                | 0.00             |                  |
| PST                           | 29060    | WASSON, DEREK                          | 38512   | CASS         | 08/10/2007 | 35,700.00        | 0.00                | 35,700.00         | 0.00                | 0.00             |                  |
| PST                           | 28548    | WATTERS, DAPINO                        | 1022    | WICHITA      | 02/18/2007 | 12,500.00        | 0.00                | 12,500.00         | 0.00                | 0.00             |                  |
| PST                           | 32545    | Wholesale Electric Supply Company, Inc | 27126   | HARRIS       | 05/11/2007 | 875.00           | 0.00                | 875.00            | 0.00                | 0.00             |                  |
| PST                           | 26369    | William B. Colwell                     | 53642   | ELLIS        | 05/11/2007 | 1,875.00         | 375.00              | 1,500.00          | 0.00                | 0.00             |                  |
| PST                           | 26425    | WILLIAMSON, KELLY                      |         | POTTER       | 09/21/2006 | 2,500.00         | 0.00                | 2,500.00          | 0.00                | 0.00             |                  |
| PST                           | 26961    | World Class Enterprises, Inc.          | 40108   |              | 09/21/2006 | 3,150.00         | 0.00                | 3,150.00          | 0.00                | 0.00             |                  |
| PST                           | 30268    | XAC, PETER                             |         | SAN PATRICIO | 02/18/2007 | 5,000.00         | 1,000.00            | 4,000.00          | 0.00                | 0.00             |                  |
| PST                           | 14189    | Yari Enterprises Inc.                  | 14810   | BRAZORIA     | 05/11/2007 | 17,100.00        | 8,793.00            | 8,307.00          | 0.00                | 0.00             |                  |
| PST                           | 32924    | Yash Hospitality, Inc.                 | 56987   | CAMERON      | 08/31/2007 | 1,750.00         | 0.00                | 1,750.00          | 0.00                | 0.00             |                  |
| PST                           | 17990    | Zag Petroleum Inc.                     | 70314   | FORT BEND    | 11/03/2006 | 2,140.00         | 0.00                | 2,140.00          | 0.00                | 0.00             |                  |
| PST                           | 29312    | ZSA Investment Inc.                    | 24373   |              | 02/05/2007 | 3,925.00         | 785.00              | 3,140.00          | 0.00                | 0.00             |                  |
| <b>PST Orders Issued: 276</b> |          |  |         |              |            | <b>Total:</b>    | <b>1,529,408.00</b> | <b>153,984.00</b> | <b>1,337,882.00</b> | <b>37,542.00</b> | <b>37,542.00</b> |

\* There are Multiple Respondent Names associated to this Case No.



## Appendix 11: List of Administrative Orders Issued FY2007

### Singles Program

Date Range Selected : 09/01/2006 - 08/31/2007

| PGM | Case No. | Respondent Name                                 | TCEQ ID | County    | Order Date | Penalty Assessed | Penalty Deferred | Payable Amount | SEP Cost | SEP Offset |
|-----|----------|---|---------|-----------|------------|------------------|------------------|----------------|----------|------------|
| PWS | 32172    | 6700 McHard, Inc.                               | 0790113 | FORT BEND | 08/23/2007 | 6,020.00         | 0.00             | 6,020.00       | 0.00     | 0.00       |
| PWS | 12784    | ABDELHAK, MARDOCHE                              | 0150131 | BEXAR     | 12/22/2006 | 578.00           | 0.00             | 578.00         | 0.00     | 0.00       |
| PWS | 25277    | ABDELHAK, MARDOCHE                              | 0150131 | BEXAR     | 10/19/2006 | 3,133.00         | 0.00             | 3,133.00       | 0.00     | 0.00       |
| PWS | 29430    | ADDY, ALEX                                      | 1012483 | HARRIS    | 09/21/2006 | 2,500.00         | 0.00             | 2,500.00       | 0.00     | 0.00       |
| PWS | 29339    | ADVENTURE CAMP, INC.                            | 1330116 | KERR      | 02/18/2007 | 8,798.00         | 0.00             | 8,798.00       | 0.00     | 0.00       |
| PWS | 29042    | AMK Enterprises, LLC                            | 0150363 |           | 06/29/2007 | 2,640.00         | 0.00             | 2,640.00       | 0.00     | 0.00       |
| PWS | 31469    | Aransas County Municipal Utility District No. 1 | 0040042 | ARANSAS   | 05/11/2007 | 750.00           | 0.00             | 750.00         | 0.00     | 0.00       |
| PWS | 29091    | Back Forty Water Co., Inc.                      | 0490033 | COOKE     | 06/29/2007 | 158.00           | 32.00            | 126.00         | 0.00     | 0.00       |
| PWS | 28010    | Bosque Basin Water Supply Corporation           | 1550074 | MCLENNAN  | 05/25/2007 | 820.00           | 0.00             | 820.00         | 0.00     | 0.00       |
| PWS | 23485    | Bosque-Brazos Valley Water Systems, Inc.        | 0180009 | BOSQUE    | 04/26/2007 | 7,921.00         | 0.00             | 7,921.00       | 0.00     | 0.00       |
| PWS | 30574    | BRADEN, MARIE                                   | 1500113 | LLANO     | 03/19/2007 | 1,905.00         | 0.00             | 1,905.00       | 0.00     | 0.00       |
| PWS | 27801    | Brazos Bend Home & Ranch, Inc.                  | 0790184 | FORT BEND | 02/18/2007 | 3,823.00         | 0.00             | 3,823.00       | 0.00     | 0.00       |
| PWS | 19460    | BROWN, CHARLIE N JR                             | 1520154 | LUBBOCK   | 02/05/2007 | 2,400.00         | 0.00             | 2,400.00       | 0.00     | 0.00       |
| PWS | 26943    | CARDER, MARTI M                                 | 1610042 | MATAGORDA | 04/26/2007 | 1,118.00         | 0.00             | 1,118.00       | 0.00     | 0.00       |
| PWS | 27829    | City of Archer City                             | 0050001 | ARCHER    | 10/02/2006 | 330.00           | 0.00             | 330.00         | 0.00     | 0.00       |
| PWS | 28749    | City of Avinger                                 | 0340002 | CASS      | 11/03/2006 | 1,260.00         | 252.00           | 1,008.00       | 0.00     | 0.00       |
| PWS | 30904    | City of Ballinger                               | 2000001 | RUNNELS   | 03/05/2007 | 765.00           | 0.00             | 765.00         | 0.00     | 0.00       |
| PWS | 29529    | City of Burnet                                  | 0270001 | BURNET    | 09/21/2006 | 665.00           | 0.00             | 665.00         | 0.00     | 0.00       |
| PWS | 32328    | City of Byers                                   | 0390003 | CLAY      | 08/23/2007 | 1,130.00         | 226.00           | 904.00         | 0.00     | 0.00       |
| PWS | 29736    | City of Camp Wood                               | 1930001 | REAL      | 12/02/2006 | 2,129.00         | 426.00           | 1,703.00       | 0.00     | 0.00       |
| PWS | 29919    | City of Center                                  | 2100001 | SHELBY    | 11/18/2006 | 4,200.00         | 0.00             | 4,200.00       | 0.00     | 0.00       |
| PWS | 30878    | City of Clarksville                             | 1940002 | RED RIVER | 07/13/2007 | 725.00           | 0.00             | 725.00         | 0.00     | 0.00       |
| PWS | 25179    | City of Cockrell Hill                           | 0570038 | DALLAS    | 07/13/2007 | 6,525.00         | 0.00             | 0.00           | 6,525.00 | 6,525.00   |
| PWS | 30547    | City of Crowell                                 | 0780001 | FOARD     | 08/10/2007 | 1,370.00         | 0.00             | 1,370.00       | 0.00     | 0.00       |
| PWS | 19717    | City of Domino                                  | 0340041 | CASS      | 05/11/2007 | 7,146.00         | 0.00             | 7,146.00       | 0.00     | 0.00       |
| PWS | 28829    | City of Eagle Pass                              | 1620004 | MAVERICK  | 09/21/2006 | 2,565.00         | 0.00             | 2,565.00       | 0.00     | 0.00       |
| PWS | 31092    | City of Eagle Pass Water Works System           | 1620001 | MAVERICK  | 04/26/2007 | 6,272.00         | 1,255.00         | 5,017.00       | 0.00     | 0.00       |
| PWS | 29904    | City of Evant                                   | 0500015 | CORYELL   | 02/05/2007 | 1,338.00         | 268.00           | 1,070.00       | 0.00     | 0.00       |
| PWS | 29656    | City of Gladewater                              | 0920001 | GREGG     | 11/03/2006 | 2,520.00         | 0.00             | 2,520.00       | 0.00     | 0.00       |
| PWS | 26082    | City of Graham                                  | 2520001 | YOUNG     | 10/02/2006 | 845.00           | 0.00             | 845.00         | 0.00     | 0.00       |
| PWS | 28873    | City of Holland                                 | 0140003 | BELL      | 12/02/2006 | 1,835.00         | 367.00           | 1,468.00       | 0.00     | 0.00       |
| PWS | 32128    | City of Kaufman                                 | 1290003 | KAUFMAN   | 05/25/2007 | 6,380.00         | 1,276.00         | 5,104.00       | 0.00     | 0.00       |
| PWS | 21658    | City of Killeen                                 | 0140006 | BELL      | 08/23/2007 | 1,473.00         | 0.00             | 0.00           | 1,473.00 | 1,473.00   |
| PWS | 31699    | City of La Joya                                 | 1080213 | HIDALGO   | 08/10/2007 | 924.00           | 185.00           | 739.00         | 0.00     | 0.00       |
| PWS | 31265    | City of Lancaster                               | 0570013 | DALLAS    | 04/26/2007 | 525.00           | 105.00           | 420.00         | 0.00     | 0.00       |

\* There are Multiple Respondent Names associated to this Case No.

## Appendix 11: List of Administrative Orders Issued FY2007

### Singles Program

Date Range Selected : 09/01/2006 - 08/31/2007

| PGM | Case No. | Respondent Name   | TCEQ ID | County    | Order Date | Penalty Assessed | Penalty Deferred | Payable Amount | SEP Cost  | SEP Offset |
|-----|----------|---|---------|-----------|------------|------------------|------------------|----------------|-----------|------------|
| PWS | 27989    | City of Lawn  | 2210005 | TAYLOR    | 11/03/2006 | 3,454.00         | 0.00             | 3,454.00       | 0.00      | 0.00       |
| PWS | 30527    | City of Meadow  | 2230002 | TERRY     | 04/13/2007 | 1,563.00         | 0.00             | 1,563.00       | 0.00      | 0.00       |
| PWS | 24871    | City of Mexia   |         | LIMESTONE | 05/11/2007 | 935.00           | 187.00           | 0.00           | 748.00    | 748.00     |
| PWS | 19715    | City of Port Lavaca                                     | 0290002 | CALHOUN   | 11/18/2006 | 3,725.00         | 0.00             | 0.00           | 3,725.00  | 3,725.00   |
| PWS | 30778    | City of Poth  | 2470002 | WILSON    | 01/26/2007 | 1,838.00         | 368.00           | 1,470.00       | 0.00      | 0.00       |
| PWS | 31852    | City of Roanoke   | 0610008 | DENTON    | 08/23/2007 | 802.00           | 160.00           | 642.00         | 0.00      | 0.00       |
| PWS | 31299    | City of Robinson  | 1550010 | MCLENNAN  | 05/11/2007 | 1,994.00         | 399.00           | 1,595.00       | 0.00      | 0.00       |
| PWS | 32006    | City of Sansom Park                                     | 2200071 | TARRANT   | 08/23/2007 | 1,890.00         | 378.00           | 1,512.00       | 0.00      | 0.00       |
| PWS | 25470    | City of Santa Rosa                                      | 0310009 | CAMERON   | 10/19/2006 | 755.00           | 0.00             | 0.00           | 755.00    | 755.00     |
| PWS | 31559    | City of Somerville                                      | 0260002 | BURLESON  | 07/13/2007 | 760.00           | 0.00             | 760.00         | 0.00      | 0.00       |
| PWS | 30703    | City of Springtown                                      | 1840003 | PARKER    | 03/19/2007 | 745.00           | 0.00             | 745.00         | 0.00      | 0.00       |
| PWS | 31563    | City of Tehuacana                                       | 1470013 | LIMESTONE | 07/13/2007 | 1,400.00         | 280.00           | 1,120.00       | 0.00      | 0.00       |
| PWS | 29837    | City of Texarkana                                       | 0340005 | CASS      | 04/13/2007 | 3,740.00         | 0.00             | 3,740.00       | 0.00      | 0.00       |
| PWS | 28961    | City of Waco  | 1550008 | MCLENNAN  | 09/21/2006 | 1,595.00         | 319.00           | 1,276.00       | 0.00      | 0.00       |
| PWS | 13026    | City of West Tawakoni                                   | 1160012 | HUNT      | 05/25/2007 | 10,098.00        | 0.00             | 0.00           | 10,098.00 | 10,098.00  |
| PWS | 26708    | City of Winters   | 2000003 | RUNNELS   | 06/29/2007 | 9,016.00         | 1,803.00         | 0.00           | 7,213.00  | 7,213.00   |
| PWS | 29690    | Clear Creek Rentals, Ltd.                               | 0140171 | BELL      | 11/03/2006 | 420.00           | 84.00            | 336.00         | 0.00      | 0.00       |
| PWS | 27639    | Comal County  | 0460231 | COMAL     | 10/02/2006 | 1,150.00         | 0.00             | 1,150.00       | 0.00      | 0.00       |
| PWS | 19856    | Community Development Institute dba Mertzson Head Start | 1180006 | IRION     | 12/02/2006 | 563.00           | 113.00           | 450.00         | 0.00      | 0.00       |
| PWS | 30705    | Community WSC   | 2200044 | TARRANT   | 12/02/2006 | 730.00           | 0.00             | 730.00         | 0.00      | 0.00       |
| PWS | 27889    | Concho Rural Water Corporation                          | 2260093 | TOM GREEN | 02/05/2007 | 204.00           | 0.00             | 204.00         | 0.00      | 0.00       |
| PWS | 24610    | Continental Land Owners Association, Inc.               | 1012576 | HARRIS    | 02/18/2007 | 5,038.00         | 0.00             | 5,038.00       | 0.00      | 0.00       |
| PWS | 31475    | Crims Chapel Water Supply Ccorporation                  | 2010010 | RUSK      | 07/13/2007 | 1,905.00         | 0.00             | 1,905.00       | 0.00      | 0.00       |
| PWS | 30999    | Dale Water Supply Corporation                           | 0280005 | CALDWELL  | 04/26/2007 | 2,433.00         | 0.00             | 2,433.00       | 0.00      | 0.00       |
| PWS | 31743    | Dial Ville Oakland Water Supply Corporation             | 0370017 | CHEROKEE  | 05/25/2007 | 1,103.00         | 221.00           | 882.00         | 0.00      | 0.00       |
| PWS | 27428    | EAS Oil, LLC  | 0860111 | GILLESPIE | 03/05/2007 | 2,500.00         | 0.00             | 2,500.00       | 0.00      | 0.00       |
| PWS | 31783    | ECO Resources, Inc.                                     | 2120035 | SMITH     | 08/23/2007 | 561.00           | 112.00           | 449.00         | 0.00      | 0.00       |
| PWS | 30963    | Eddie & Manal, LLC                                      | 0790187 | FORT BEND | 06/29/2007 | 1,487.00         | 0.00             | 1,487.00       | 0.00      | 0.00       |
| PWS | 22064    | Flynn Water Supply Corporation                          | 1450005 | LEON      | 03/19/2007 | 1,047.00         | 0.00             | 1,047.00       | 0.00      | 0.00       |
| PWS | 29272    | Freer Water Conservation and Improvement District       | 0660002 | DUVAL     | 11/18/2006 | 1,418.00         | 284.00           | 1,134.00       | 0.00      | 0.00       |
| PWS | 30064    | FRENCH, DON   | 0610090 | DENTON    | 03/19/2007 | 4,320.00         | 0.00             | 4,320.00       | 0.00      | 0.00       |
| PWS | 31561    | FRENCH, DON   | 0610090 | DENTON    | 05/11/2007 | 1,092.00         | 218.00           | 874.00         | 0.00      | 0.00       |
| PWS | 30231    | Gary Water Supply Corporation                           | 1830008 | PANOLA    | 02/05/2007 | 1,840.00         | 0.00             | 1,840.00       | 0.00      | 0.00       |
| PWS | 29658    | Gause Water Supply Corporation                          | 1660008 | MILAM     | 11/03/2006 | 250.00           | 50.00            | 200.00         | 0.00      | 0.00       |

\* There are Multiple Respondent Names associated to this Case No.

## Appendix 11: List of Administrative Orders Issued FY2007

### Singles Program

Date Range Selected : 09/01/2006 - 08/31/2007

| PGM | Case No. | Respondent Name  | TCEQ ID | County     | Order Date | Penalty Assessed | Penalty Deferred | Payable Amount | SEP Cost | SEP Offset |
|-----|----------|--|---------|------------|------------|------------------|------------------|----------------|----------|------------|
| PWS | 32117    | Girl Scouts-Circle T Council, Inc                          | 2200205 | TARRANT    | 08/23/2007 | 510.00           | 102.00           | 408.00         | 0.00     | 0.00       |
| PWS | 30600    | GOODY, RICHARD R   | 0840221 | GALVESTON  | 07/13/2007 | 1,220.00         | 0.00             | 1,220.00       | 0.00     | 0.00       |
| PWS | 28290    | HANKS, CHRIS   | 0490046 | COOKE      | 10/02/2006 | 1,575.00         | 315.00           | 1,260.00       | 0.00     | 0.00       |
| PWS | 31472    | HART, ROBERT V   |         | BEXAR      | 12/22/2006 | 210.00           | 0.00             | 210.00         | 0.00     | 0.00       |
| PWS | 26070    | HICKAM, KYLE   | 2270257 | TRAVIS     | 05/25/2007 | 2,840.00         | 0.00             | 2,840.00       | 0.00     | 0.00       |
| PWS | 31668    | Hilco United Services, Inc.                                | 1090037 | HILL       | 08/23/2007 | 3,780.00         | 756.00           | 3,024.00       | 0.00     | 0.00       |
| PWS | 29352    | HILGEN, CAROLYN  | 2370083 |            | 03/19/2007 | 2,840.00         | 0.00             | 2,840.00       | 0.00     | 0.00       |
| PWS | 31753    | Hill Country Arts Foundation                               | 1330105 | KERR       | 07/13/2007 | 2,840.00         | 0.00             | 2,840.00       | 0.00     | 0.00       |
| PWS | 28536    | Hilltop Hosts, Inc.  | 1050107 | HAYS       | 10/19/2006 | 600.00           | 120.00           | 480.00         | 0.00     | 0.00       |
| PWS | 29469    | HMW Special Utility District                               | 1011996 | MONTGOMERY | 07/13/2007 | 11,011.00        | 2,203.00         | 8,808.00       | 0.00     | 0.00       |
| PWS | 26282    | HORNSBY, PAT   | 1820077 | PALO PINTO | 09/21/2006 | 1,980.00         | 0.00             | 1,980.00       | 0.00     | 0.00       |
| PWS | 29549    | HOUSE, KELLY   | 2200320 | TARRANT    | 05/11/2007 | 788.00           | 158.00           | 630.00         | 0.00     | 0.00       |
| PWS | 29978    | HUBER, STANLEY   | 0680163 | ECTOR      | 02/18/2007 | 1,488.00         | 0.00             | 1,488.00       | 0.00     | 0.00       |
| PWS | 28048    | Intercontinental Water Supply Corporation                  | 1010827 | HARRIS     | 12/22/2006 | 1,733.00         | 0.00             | 1,733.00       | 0.00     | 0.00       |
| PWS | 26279    | International Boundary And Water Commission                | 2140002 | STARR      | 03/05/2007 | 665.00           | 0.00             | 665.00         | 0.00     | 0.00       |
| PWS | 28748    | JACKSON, GEORGE W  | 1520064 | LUBBOCK    | 05/25/2007 | 318.00           | 0.00             | 318.00         | 0.00     | 0.00       |
| PWS | 32612    | Jacobs Water Supply Corporation                            | 2010062 | RUSK       | 08/31/2007 | 805.00           | 0.00             | 805.00         | 0.00     | 0.00       |
| PWS | 19035    | JANSSEN, STEVE   | 1700627 | MONTGOMERY | 05/25/2007 | 1,450.00         | 0.00             | 1,450.00       | 0.00     | 0.00       |
| PWS | 27134    | Jopa Sports & Entertainment, Inc.                          | 1700602 | MONTGOMERY | 12/22/2006 | 3,875.00         | 0.00             | 3,875.00       | 0.00     | 0.00       |
| PWS | 31351    | KIM, JAMES   | 1700726 | MONTGOMERY | 03/19/2007 | 220.00           | 44.00            | 176.00         | 0.00     | 0.00       |
| PWS | 30178    | KIM, YOUN OK   | 1700573 | MONTGOMERY | 08/31/2007 | 2,940.00         | 0.00             | 2,940.00       | 0.00     | 0.00       |
| PWS | 29655    | Knippa Water Supply Corporation                            | 2320004 | UVALDE     | 11/18/2006 | 525.00           | 105.00           | 420.00         | 0.00     | 0.00       |
| PWS | 30280    | KREBS, PAUL H  | 1012868 | HARRIS     | 05/25/2007 | 2,206.00         | 442.00           | 1,764.00       | 0.00     | 0.00       |
| PWS | 343      | Lake Livingston Water Supply and Sewer Service Corporation | 1000053 | POLK       | 05/11/2007 | 63,456.00        | 12,692.00        | 50,764.00      | 0.00     | 0.00       |
| PWS | 31218    | Lake Somerville Marina and Campground Incorporated         | 2390014 | WASHINGTON | 05/11/2007 | 2,000.00         | 400.00           | 1,600.00       | 0.00     | 0.00       |
| PWS | 30289    | Lake South Water Supply Corporation                        | 1700713 | MONTGOMERY | 12/02/2006 | 105.00           | 21.00            | 84.00          | 0.00     | 0.00       |
| PWS | 28535    | LANDERS, LEE   | 2200146 | TARRANT    | 08/31/2007 | 1,950.00         | 0.00             | 1,950.00       | 0.00     | 0.00       |
| PWS | 25190    | LEGGETT, PAUL *  | 1830032 | PANOLA     | 09/21/2006 | 1,830.00         | 0.00             | 1,830.00       | 0.00     | 0.00       |
| PWS | 28166    | LEIBER, EDWARD *   | 0930046 | GRIMES     | 01/26/2007 | 578.00           | 116.00           | 462.00         | 0.00     | 0.00       |
| PWS | 25257    | Live Oak Golf Country Club Inc.                            | 0040031 | ARANSAS    | 12/22/2006 | 2,055.00         | 0.00             | 2,055.00       | 0.00     | 0.00       |
| PWS | 29928    | Maple Water Supply Corporation                             | 0090011 | BAILEY     | 02/05/2007 | 2,398.00         | 0.00             | 2,398.00       | 0.00     | 0.00       |
| PWS | 29937    | MAREK FAMILY ENTERPRISES INC                               | 0070034 | ATASCOSA   | 02/05/2007 | 1,200.00         | 0.00             | 1,200.00       | 0.00     | 0.00       |
| PWS | 29097    | Marguerite's, Inc.   | 0840215 | GALVESTON  | 02/05/2007 | 12,363.00        | 0.00             | 12,363.00      | 0.00     | 0.00       |
| PWS | 28934    | MARTIN, VERGIL   | 12472   | HARRIS     | 10/19/2006 | 0.00             | 0.00             | 0.00           | 0.00     | 0.00       |

\* There are Multiple Respondent Names associated to this Case No.

## Appendix 11: List of Administrative Orders Issued FY2007

### Singles Program

Date Range Selected : 09/01/2006 - 08/31/2007

| PGM | Case No. | Respondent Name  | TCEQ ID | County     | Order Date | Penalty Assessed | Penalty Deferred | Payable Amount | SEP Cost | SEP Offset |
|-----|----------|--|---------|------------|------------|------------------|------------------|----------------|----------|------------|
| PWS | 30592    | Maverick County  | 1620003 | MAVERICK   | 03/05/2007 | 1,880.00         | 0.00             | 1,880.00       | 0.00     | 0.00       |
| PWS | 29531    | Monarch Utilities I L.P.                               | 0100037 | BANDERA    | 11/18/2006 | 745.00           | 0.00             | 745.00         | 0.00     | 0.00       |
| PWS | 30965    | Monarch Utilities I L.P.                               | 0910035 | HENDERSON  | 04/26/2007 | 4,300.00         | 0.00             | 4,300.00       | 0.00     | 0.00       |
| PWS | 30302    | Monarch Utilities I L.P.                               | 1110004 | HOOD       | 02/05/2007 | 1,005.00         | 0.00             | 1,005.00       | 0.00     | 0.00       |
| PWS | 29654    | Navasota Livestock Auction Co.                         | 0930041 | GRIMES     | 12/02/2006 | 1,800.00         | 360.00           | 1,440.00       | 0.00     | 0.00       |
| PWS | 30187    | Neal, Inc.   | 2330054 | VAL VERDE  | 01/26/2007 | 1,463.00         | 0.00             | 1,463.00       | 0.00     | 0.00       |
| PWS | 32069    | NEELY, JACK  | 2120051 | SMITH      | 08/23/2007 | 1,785.00         | 357.00           | 1,428.00       | 0.00     | 0.00       |
| PWS | 21470    | NEW HORIZONS RANCH AND CENTER INC                      | 1670009 | MILLS      | 11/18/2006 | 626.00           | 0.00             | 626.00         | 0.00     | 0.00       |
| PWS | 23928    | New Town Water Corporation                             | 0450023 | COLORADO   | 03/05/2007 | 1,500.00         | 0.00             | 1,500.00       | 0.00     | 0.00       |
| PWS | 32151    | OBRIEN, TIM  | 1300052 | KENDALL    | 08/10/2007 | 726.00           | 145.00           | 581.00         | 0.00     | 0.00       |
| PWS | 30310    | OBRIEN, TIM  | 1300052 | KENDALL    | 03/05/2007 | 2,840.00         | 0.00             | 2,840.00       | 0.00     | 0.00       |
| PWS | 31106    | Ocean Mobile Home Park, LLC                            | 0360023 | CHAMBERS   | 04/13/2007 | 315.00           | 63.00            | 252.00         | 0.00     | 0.00       |
| PWS | 26654    | Oda Farms, Inc.  | 0790414 | FORT BEND  | 05/11/2007 | 788.00           | 0.00             | 788.00         | 0.00     | 0.00       |
| PWS | 30293    | PATE, TERESA   | 0030099 | ANGELINA   | 02/18/2007 | 2,010.00         | 0.00             | 2,010.00       | 0.00     | 0.00       |
| PWS | 30334    | PICH, CHIVLY KAING                                     | 0200313 | BRAZORIA   | 03/05/2007 | 950.00           | 0.00             | 950.00         | 0.00     | 0.00       |
| PWS | 27474    | PINE, ROBERT   | 0200328 | BRAZORIA   | 09/21/2006 | 2,480.00         | 0.00             | 2,480.00       | 0.00     | 0.00       |
| PWS | 25272    | POOL, MACK   | 2010068 | RUSK       | 08/23/2007 | 6,600.00         | 0.00             | 6,600.00       | 0.00     | 0.00       |
| PWS | 30509    | Praxair, Inc.  | 1012286 | HARRIS     | 05/11/2007 | 2,050.00         | 0.00             | 2,050.00       | 0.00     | 0.00       |
| PWS | 27083    | Quail Valley Estates, Inc.                             | 1000030 | HARDIN     | 12/22/2006 | 1,650.00         | 0.00             | 1,650.00       | 0.00     | 0.00       |
| PWS | 25927    | Reford Water Supply                                    | 1890012 | PRESIDIO   | 02/05/2007 | 1,600.00         | 0.00             | 1,600.00       | 0.00     | 0.00       |
| PWS | 31782    | River Acres Water Supply Corporation                   | 1780013 | NUECES     | 07/13/2007 | 735.00           | 147.00           | 588.00         | 0.00     | 0.00       |
| PWS | 19575    | Robert Wilson  | 2390047 | WASHINGTON | 10/02/2006 | 2,096.00         | 0.00             | 2,096.00       | 0.00     | 0.00       |
| PWS | 32013    | Rolling Hills Water System *                           | 1160048 | HUNT       | 05/25/2007 | 2,640.00         | 528.00           | 2,112.00       | 0.00     | 0.00       |
| PWS | 32213    | Rosebud-Lott Independent School District               | 0730025 | FALLS      | 08/23/2007 | 460.00           | 92.00            | 368.00         | 0.00     | 0.00       |
| PWS | 19858    | RUBIO, EMEL G  | 0880007 | GOLIAD     | 11/03/2006 | 3,140.00         | 0.00             | 3,140.00       | 0.00     | 0.00       |
| PWS | 26216    | Sadruddin & Sons, Inc. dba Churchill Grocery           | 0200259 | BRAZORIA   | 03/05/2007 | 3,850.00         | 0.00             | 3,850.00       | 0.00     | 0.00       |
| PWS | 27036    | Saira & Rizwan, Inc.                                   | 0200571 |            | 09/21/2006 | 2,363.00         | 0.00             | 2,363.00       | 0.00     | 0.00       |
| PWS | 26915    | SAK Diamond Petroleum, LLC                             | 2340059 | VAN ZANDT  | 07/13/2007 | 3,175.00         | 0.00             | 3,175.00       | 0.00     | 0.00       |
| PWS | 32347    | Starrville Water Supply Corporation                    | 2120100 | SMITH      | 07/13/2007 | 750.00           | 0.00             | 750.00         | 0.00     | 0.00       |
| PWS | 29059    | T.O.P. Ministries, Inc.                                | 0150464 | BEXAR      | 09/21/2006 | 2,188.00         | 0.00             | 2,188.00       | 0.00     | 0.00       |
| PWS | 30347    | Texas Conference Association of Seventh-Day Adventists | 1013330 |            | 04/26/2007 | 1,220.00         | 0.00             | 1,220.00       | 0.00     | 0.00       |
| PWS | 28449    | Texas H2O, Inc.  | 1110042 | HOOD       | 10/02/2006 | 998.00           | 200.00           | 798.00         | 0.00     | 0.00       |
| PWS | 16644    | Texas H2O, Inc.  | 1110070 | HOOD       | 05/25/2007 | 4,480.00         | 0.00             | 2,240.00       | 2,240.00 | 2,240.00   |
| PWS | 31237    | Texas H2O, Inc.  | 1260078 | JOHNSON    | 04/26/2007 | 2,625.00         | 525.00           | 2,100.00       | 0.00     | 0.00       |

\* There are Multiple Respondent Names associated to this Case No.

## Appendix 11: List of Administrative Orders Issued FY2007

### Singles Program

Date Range Selected : 09/01/2006 - 08/31/2007

| PGM                               | Case No. | Respondent Name   | TCEQ ID      | County      | Order Date | Penalty Assessed | Penalty Deferred  | Payable Amount   | SEP Cost          | SEP Offset       |                  |
|-----------------------------------|----------|---|--------------|-------------|------------|------------------|-------------------|------------------|-------------------|------------------|------------------|
| PWS                               | 31788    | Texas Parks and Wildlife Department                     | 0180060      | BOSQUE      | 07/13/2007 | 450.00           | 90.00             | 360.00           | 0.00              | 0.00             |                  |
| PWS                               | 27825    | THOMPSON, ELTON W                                       | 1460086      | LIBERTY     | 11/03/2006 | 5,950.00         | 0.00              | 5,950.00         | 0.00              | 0.00             |                  |
| PWS                               | 31570    | TORNO, STEVE  | 1450032      | LEON        | 08/23/2007 | 1,100.00         | 220.00            | 880.00           | 0.00              | 0.00             |                  |
| PWS                               | 5485     | TOWN OF MARSHALL CREEK                                  | 0610056      | DENTON      | 05/11/2007 | 13,313.00        | 0.00              | 13,313.00        | 0.00              | 0.00             |                  |
| PWS                               | 31216    | Travis County Water Control and Improvement District 20 | 2270231      | TRAVIS      | 04/13/2007 | 1,208.00         | 0.00              | 1,208.00         | 0.00              | 0.00             |                  |
| PWS                               | 26765    | WATSON, CAROL   | 0150401      | BEXAR       | 12/02/2006 | 2,800.00         | 0.00              | 2,800.00         | 0.00              | 0.00             |                  |
| PWS                               | 29035    | WHEELER, DARRYL   | 1870116      | POLK        | 09/21/2006 | 2,923.00         | 0.00              | 2,923.00         | 0.00              | 0.00             |                  |
| PWS                               | 28366    | Wildwood Circle Property Owners Association, Inc.       | 2040052      | SAN JACINTO | 05/11/2007 | 1,150.00         | 230.00            | 920.00           | 0.00              | 0.00             |                  |
| PWS                               | 14988    | WILLETT, GAYLORD  | 1013096      | HARRIS      | 04/26/2007 | 1,188.00         | 0.00              | 1,188.00         | 0.00              | 0.00             |                  |
| PWS                               | 31361    | Windwood Water System, Inc.                             | 1010920      | HARRIS      | 07/13/2007 | 1,575.00         | 315.00            | 1,260.00         | 0.00              | 0.00             |                  |
| PWS                               | 25905    | Windwood Water System, Inc.                             | 1010920      | HARRIS      | 01/26/2007 | 508.00           | 0.00              | 508.00           | 0.00              | 0.00             |                  |
| PWS                               | 27846    | XIA, CHONG BAI  | 2200190      | TARRANT     | 08/23/2007 | 1,340.00         | 0.00              | 1,340.00         | 0.00              | 0.00             |                  |
| PWS                               | 25273    | XIA, CHONG BAI  | 2200190      | TARRANT     | 10/02/2006 | 1,220.00         | 0.00              | 1,220.00         | 0.00              | 0.00             |                  |
| <b>PWS Orders Issued: 150</b>     |          |   |              |             |            | <b>Total:</b>    | <b>402,769.00</b> | <b>30,114.00</b> | <b>339,878.00</b> | <b>32,777.00</b> | <b>32,777.00</b> |
| UIC                               | 27050    | JAY LESLIE INC  | TXR000065458 | ECTOR       | 11/18/2006 | 2,250.00         | 0.00              | 1,125.00         | 1,125.00          | 1,125.00         |                  |
| <b>UIC Orders Issued: 1</b>       |          |   |              |             |            | <b>Total:</b>    | <b>2,250.00</b>   | <b>0.00</b>      | <b>1,125.00</b>   | <b>1,125.00</b>  | <b>1,125.00</b>  |
| WATERIGHT                         | 29055    | Amistad Ready Mix, Inc.                                 |              | VAL VERDE   | 05/11/2007 | 5,675.00         | 0.00              | 5,675.00         | 0.00              | 0.00             |                  |
| WATERIGHT                         | 29571    | XTO Energy Inc.   |              | ELLIS       | 11/18/2006 | 2,375.00         | 475.00            | 1,900.00         | 0.00              | 0.00             |                  |
| <b>WATERIGHT Orders Issued: 2</b> |          |   |              |             |            | <b>Total:</b>    | <b>8,050.00</b>   | <b>475.00</b>    | <b>7,575.00</b>   | <b>0.00</b>      | <b>0.00</b>      |

\* There are Multiple Respondent Names associated to this Case No.

## Appendix 11: List of Administrative Orders Issued FY2007

### Singles Program

Date Range Selected : 09/01/2006 - 08/31/2007

| PGM | Case No. | Respondent Name  | TCEQ ID      | County     | Order Date | Penalty Assessed | Penalty Deferred | Payable Amount | SEP Cost  | SEP Offset |
|-----|----------|--|--------------|------------|------------|------------------|------------------|----------------|-----------|------------|
| WQ  | 31030    | A. Schulman, Inc.  | TPDES0008281 | ORANGE     | 06/29/2007 | 14,560.00        | 2,912.00         | 5,824.00       | 5,824.00  | 5,824.00   |
| WQ  | 31186    | Acton MUD  | TX0105163    | HOOD       | 05/25/2007 | 5,775.00         | 1,155.00         | 0.00           | 4,620.00  | 4,620.00   |
| WQ  | 24751    | ADCOCK, DOUGLAS  | WQ0013807001 | HARRIS     | 11/03/2006 | 2,520.00         | 504.00           | 2,016.00       | 0.00      | 0.00       |
| WQ  | 29189    | Agrifos Fertilizer Inc.                                  | WQ0000649000 | HARRIS     | 10/02/2006 | 7,350.00         | 1,470.00         | 5,880.00       | 0.00      | 0.00       |
| WQ  | 2528     | Agrifos Fertilizer Inc. *                                | TX0007285000 | HARRIS     | 01/26/2007 | 67,362.00        | 13,472.00        | 26,945.00      | 26,945.00 | 26,945.00  |
| WQ  | 21925    | Al Jodoin dba Lake Whitney RV Community                  | TX0123927    | HILL       | 08/19/2007 | 2,000.00         | 0.00             | 2,000.00       | 0.00      | 0.00       |
| WQ  | 15573    | Algonquin Water Resources Of America Inc                 | WQ0013000001 | SMITH      | 05/11/2007 | 17,895.00        | 0.00             | 17,895.00      | 0.00      | 0.00       |
| WQ  | 28453    | ALLUMS, TERESA GAIL                                      | 21403        | HOUSTON    | 11/03/2006 | 2,400.00         | 0.00             | 2,400.00       | 0.00      | 0.00       |
| WQ  | 33309    | Apex of Texas Homes, LP                                  |              | JOHNSON    | 08/31/2007 | 2,100.00         | 420.00           | 1,680.00       | 0.00      | 0.00       |
| WQ  | 31719    | Aqua Development, Inc.                                   | TPDES0119067 | HARRIS     | 07/13/2007 | 1,120.00         | 224.00           | 896.00         | 0.00      | 0.00       |
| WQ  | 31054    | Aqua Development, Inc.                                   | TPDES0117161 | HARRIS     | 04/26/2007 | 6,080.00         | 1,216.00         | 2,432.00       | 2,432.00  | 2,432.00   |
| WQ  | 29073    | Aqua Operations Inc. *                                   | WQ0011041002 | HAYS       | 10/02/2006 | 15,150.00        | 3,030.00         | 12,120.00      | 0.00      | 0.00       |
| WQ  | 29861    | Aqua Utilities, Inc.                                     | TPDES0075434 | HARRIS     | 02/18/2007 | 24,750.00        | 0.00             | 24,750.00      | 0.00      | 0.00       |
| WQ  | 32445    | Aqua Utilities, Inc.                                     | TPDES0112747 | TRINITY    | 08/23/2007 | 4,410.00         | 882.00           | 3,528.00       | 0.00      | 0.00       |
| WQ  | 29127    | ARIMOND, ROBERT  |              | MONTGOMERY | 02/05/2007 | 2,500.00         | 0.00             | 2,500.00       | 0.00      | 0.00       |
| WQ  | 31680    | Bastrop County Waste Consolidated Independent District 3 | TPDES0098710 | BASTROP    | 08/23/2007 | 4,914.00         | 982.00           | 3,932.00       | 0.00      | 0.00       |
| WQ  | 24877    | Bell County Water Control & Improvement District 2       | WQ0011090001 | BELL       | 11/03/2006 | 28,220.00        | 5,644.00         | 22,576.00      | 0.00      | 0.00       |
| WQ  | 29818    | Benton City Water Supply Corporation                     | TX0124036    | ATASCOSA   | 01/26/2007 | 6,325.00         | 1,265.00         | 0.00           | 5,060.00  | 5,060.00   |
| WQ  | 31886    | BLAIR, KEITH   | TX0096059    | WOOD       | 07/13/2007 | 3,420.00         | 684.00           | 2,736.00       | 0.00      | 0.00       |
| WQ  | 29916    | BP Dancing Bear, Ltd. dba Dancing Bear Ranch             | 13-06041902  | MEDINA     | 12/02/2006 | 38,000.00        | 7,600.00         | 30,400.00      | 0.00      | 0.00       |
| WQ  | 29823    | Breakaway Park Section IV, Ltd.                          | 11-06022401  | WILLIAMSON | 12/02/2006 | 4,550.00         | 910.00           | 3,640.00       | 0.00      | 0.00       |
| WQ  | 29094    | Brett Rodgers  | TXR05T446    | GRAYSON    | 12/02/2006 | 2,100.00         | 420.00           | 1,680.00       | 0.00      | 0.00       |
| WQ  | 32140    | C&R Water Supply, Inc.                                   | TX0113255    | MONTGOMERY | 08/23/2007 | 16,896.00        | 0.00             | 16,896.00      | 0.00      | 0.00       |
| WQ  | 29659    | C. Johnnie-On-The-Spot Portable Toilets, Inc.            | 22348        | JEFFERSON  | 08/31/2007 | 8,500.00         | 1,700.00         | 6,800.00       | 0.00      | 0.00       |
| WQ  | 29028    | Cal Farley's Boys Ranch                                  | WQ0011108001 | OLDHAM     | 09/21/2006 | 2,500.00         | 500.00           | 0.00           | 2,000.00  | 2,000.00   |
| WQ  | 31853    | Calabrian Corporation                                    | TX0062448000 | JEFFERSON  | 07/13/2007 | 4,110.00         | 822.00           | 3,288.00       | 0.00      | 0.00       |
| WQ  | 25271    | Calpine Corporation *                                    | WQ0004344000 | HARRIS     | 12/22/2006 | 3,750.00         | 2,250.00         | 1,500.00       | 0.00      | 0.00       |
| WQ  | 31091    | Camelot Custom Homes, Inc.                               |              | TRAVIS     | 02/18/2007 | 750.00           | 150.00           | 600.00         | 0.00      | 0.00       |
| WQ  | 25947    | Camp for all Foundation                                  | TPDES0114413 | WASHINGTON | 08/31/2007 | 3,240.00         | 648.00           | 0.00           | 2,592.00  | 2,592.00   |
| WQ  | 31999    | Camp Olympia, Inc.                                       | TX0119415    | TRINITY    | 08/31/2007 | 2,450.00         | 490.00           | 1,960.00       | 0.00      | 0.00       |
| WQ  | 31846    | Capital City - Bee Caves, Ltd.                           | 11-06092902  | TRAVIS     | 08/23/2007 | 31,500.00        | 6,300.00         | 25,200.00      | 0.00      | 0.00       |
| WQ  | 29068    | Central Transport International, Inc.                    | TXR05M915    | WEBB       | 10/19/2006 | 8,505.00         | 1,701.00         | 6,804.00       | 0.00      | 0.00       |

\* There are Multiple Respondent Names associated to this Case No.

## Appendix 11: List of Administrative Orders Issued FY2007

### Singles Program

Date Range Selected : 09/01/2006 - 08/31/2007

| PGM | Case No. | Respondent Name                               | TCEQ ID      | County     | Order Date | Penalty Assessed | Penalty Deferred | Payable Amount | SEP Cost  | SEP Offset |
|-----|----------|---|--------------|------------|------------|------------------|------------------|----------------|-----------|------------|
| WQ  | 31666    | Chapel Hill Independent School District       | TPDES0118753 | TITUS      | 06/29/2007 | 9,240.00         | 1,848.00         | 0.00           | 7,392.00  | 7,392.00   |
| WQ  | 29822    | Chasco Constructors, Ltd., L.L.P.             |              | WILLIAMSON | 11/18/2006 | 750.00           | 150.00           | 600.00         | 0.00      | 0.00       |
| WQ  | 26177    | City of Alpine                                |              | BREWSTER   | 03/05/2007 | 15,432.00        | 3,086.00         | 0.00           | 12,346.00 | 12,346.00  |
| WQ  | 29470    | City of Alvarado                              | WQ0010567001 | JOHNSON    | 11/03/2006 | 11,760.00        | 0.00             | 0.00           | 11,760.00 | 11,760.00  |
| WQ  | 26853    | City of Anson                                 | WQ0010500002 | JONES      | 05/25/2007 | 7,875.00         | 0.00             | 7,875.00       | 0.00      | 0.00       |
| WQ  | 29821    | City of Arlington                             |              | TARRANT    | 08/31/2007 | 11,250.00        | 0.00             | 0.00           | 11,250.00 | 11,250.00  |
| WQ  | 15048    | City of Aubrey                                | TPDES0056588 | DENTON     | 04/13/2007 | 9,680.00         | 1,936.00         | 0.00           | 7,744.00  | 7,744.00   |
| WQ  | 29611    | City Of Austin                                | WQ0013318001 | TRAVIS     | 12/22/2006 | 4,082.00         | 816.00           | 3,266.00       | 0.00      | 0.00       |
| WQ  | 24701    | City of Blossom                               | TX0075957000 | LAMAR      | 08/31/2007 | 10,221.00        | 2,044.00         | 0.00           | 8,177.00  | 8,177.00   |
| WQ  | 30307    | City of Bonham                                | TPDES0021814 | FANNIN     | 08/23/2007 | 3,925.00         | 785.00           | 3,140.00       | 0.00      | 0.00       |
| WQ  | 29313    | City of Brazoria                              | WQ0014581001 | BRAZORIA   | 09/21/2006 | 6,390.00         | 1,278.00         | 5,112.00       | 0.00      | 0.00       |
| WQ  | 25443    | City of Bremond                               | WQ0010917001 | ROBERTSON  | 10/02/2006 | 11,400.00        | 2,280.00         | 0.00           | 9,120.00  | 9,120.00   |
| WQ  | 12305    | City of Brenham                               | TPDES0025470 | WASHINGTON | 08/31/2007 | 44,150.00        | 0.00             | 0.00           | 44,150.00 | 44,150.00  |
| WQ  | 31178    | City of Buda Economic Development Corporation |              | HAYS       | 04/26/2007 | 1,600.00         | 320.00           | 0.00           | 1,280.00  | 1,280.00   |
| WQ  | 29657    | City of Center                                | WQ0010063004 | SHELBY     | 11/18/2006 | 3,180.00         | 636.00           | 2,544.00       | 0.00      | 0.00       |
| WQ  | 31890    | City of Childress                             | TX0024058    | CHILDRESS  | 07/13/2007 | 2,800.00         | 560.00           | 2,240.00       | 0.00      | 0.00       |
| WQ  | 30210    | City of Chillicothe                           | TX0053066    | HARDEMAN   | 01/26/2007 | 9,245.00         | 1,849.00         | 7,396.00       | 0.00      | 0.00       |
| WQ  | 32139    | City of Cleveland                             | TPDES0053481 | LIBERTY    | 08/31/2007 | 5,200.00         | 1,040.00         | 0.00           | 4,160.00  | 4,160.00   |
| WQ  | 31969    | City of College Station                       | WQ0010024006 | BRAZOS     | 08/23/2007 | 4,700.00         | 940.00           | 0.00           | 3,760.00  | 3,760.00   |
| WQ  | 28870    | City of Commerce                              | WQ0010555001 | HUNT       | 09/21/2006 | 10,024.00        | 2,005.00         | 8,019.00       | 0.00      | 0.00       |
| WQ  | 31569    | City of Coolidge                              | WQ0010496001 | LIMESTONE  | 06/29/2007 | 9,680.00         | 1,936.00         | 7,744.00       | 0.00      | 0.00       |
| WQ  | 30038    | City of Crockett                              | TPDES0025895 | HOUSTON    | 02/18/2007 | 5,310.00         | 1,062.00         | 4,248.00       | 0.00      | 0.00       |
| WQ  | 32060    | City of Dumas                                 | WQ0010161001 | MOORE      | 08/23/2007 | 2,704.00         | 540.00           | 0.00           | 2,164.00  | 2,164.00   |
| WQ  | 25515    | City of East Tawakoni                         | WQ0011428001 | RAINS      | 09/21/2006 | 9,680.00         | 1,936.00         | 0.00           | 7,744.00  | 7,744.00   |
| WQ  | 31057    | City of Eastland                              | TPDES0024007 | EASTLAND   | 03/19/2007 | 1,490.00         | 298.00           | 1,192.00       | 0.00      | 0.00       |
| WQ  | 24885    | City of Ector                                 | TPDES0025151 | FANNIN     | 04/13/2007 | 4,680.00         | 936.00           | 3,744.00       | 0.00      | 0.00       |
| WQ  | 30087    | City of Edinburg                              | 21785        | HIDALGO    | 12/02/2006 | 1,430.00         | 286.00           | 1,144.00       | 0.00      | 0.00       |
| WQ  | 30927    | City of Edinburg                              | TPDES0024112 | HIDALGO    | 04/26/2007 | 10,213.00        | 2,043.00         | 0.00           | 8,170.00  | 8,170.00   |
| WQ  | 25404    | City of Electra                               | TPDES0026964 | WICHITA    | 08/10/2007 | 8,360.00         | 1,672.00         | 0.00           | 6,688.00  | 6,688.00   |
| WQ  | 26741    | City of Emory                                 | TPDES0026328 | RAINS      | 05/11/2007 | 4,840.00         | 968.00           | 0.00           | 3,872.00  | 3,872.00   |
| WQ  | 31090    | City of Florence                              | TPDES0078247 | WILLIAMSON | 04/13/2007 | 8,700.00         | 1,740.00         | 6,960.00       | 0.00      | 0.00       |
| WQ  | 21428    | City of Georgetown                            | TPDES0101281 | WILLIAMSON | 03/19/2007 | 15,625.00        | 0.00             | 0.00           | 15,625.00 | 15,625.00  |
| WQ  | 30297    | City of Giddings                              | WQ0010456002 | LEE        | 11/18/2006 | 900.00           | 180.00           | 720.00         | 0.00      | 0.00       |
| WQ  | 25340    | City of Goree                                 | TPDES0054976 | KNOX       | 06/29/2007 | 2,320.00         | 464.00           | 0.00           | 1,856.00  | 1,856.00   |
| WQ  | 30720    | City of Hallsville                            | TPDES0026921 | HARRISON   | 02/05/2007 | 2,250.00         | 450.00           | 1,800.00       | 0.00      | 0.00       |
| WQ  | 13867    | City of Hempstead                             | WQ0010948001 | WALLER     | 09/21/2006 | 5,500.00         | 0.00             | 0.00           | 5,500.00  | 5,500.00   |

\* There are Multiple Respondent Names associated to this Case No.

## Appendix 11: List of Administrative Orders Issued FY2007

### Singles Program

Date Range Selected : 09/01/2006 - 08/31/2007

| PGM | Case No. | Respondent Name          | TCEQ ID      | County     | Order Date | Penalty Assessed | Penalty Deferred | Payable Amount | SEP Cost  | SEP Offset |
|-----|----------|--------------------------|--------------|------------|------------|------------------|------------------|----------------|-----------|------------|
| WQ  | 30309    | City of Hidalgo          | TPDES0058386 | HIDALGO    | 04/26/2007 | 25,000.00        | 5,000.00         | 20,000.00      | 0.00      | 0.00       |
| WQ  | 28747    | City of Houston          | WQ0010495139 | HARRIS     | 09/21/2006 | 6,660.00         | 1,332.00         | 5,328.00       | 0.00      | 0.00       |
| WQ  | 21003    | City of Hubbard          | TPDES0053295 | HILL       | 05/25/2007 | 8,400.00         | 0.00             | 0.00           | 8,400.00  | 8,400.00   |
| WQ  | 32863    | City of Huntington       | TX0053422    | ANGELINA   | 08/31/2007 | 3,960.00         | 792.00           | 0.00           | 3,168.00  | 3,168.00   |
| WQ  | 27351    | City of Jacinto City     | TPDES0053970 | HARRIS     | 08/23/2007 | 6,823.00         | 0.00             | 0.00           | 6,823.00  | 6,823.00   |
| WQ  | 30062    | City of Keller           |              | TARRANT    | 12/02/2006 | 3,750.00         | 0.00             | 3,750.00       | 0.00      | 0.00       |
| WQ  | 29048    | City of Kennedale        |              | TARRANT    | 09/21/2006 | 4,000.00         | 0.00             | 4,000.00       | 0.00      | 0.00       |
| WQ  | 30680    | City of Kerrville        |              | KERR       | 03/05/2007 | 24,900.00        | 0.00             | 0.00           | 24,900.00 | 24,900.00  |
| WQ  | 31264    | City of Killeen          | R09WW001     | BELL       | 08/23/2007 | 4,880.00         | 0.00             | 0.00           | 4,880.00  | 4,880.00   |
| WQ  | 30989    | City of La Ward          | TPDES0105104 | JACKSON    | 04/26/2007 | 8,680.00         | 1,736.00         | 6,944.00       | 0.00      | 0.00       |
| WQ  | 9942     | City of Lovelady         | TPDES0027138 | HOUSTON    | 05/25/2007 | 19,550.00        | 19,005.00        | 545.00         | 0.00      | 0.00       |
| WQ  | 29092    | City of Maud             | WQ0014025001 | BOWIE      | 11/03/2006 | 7,000.00         | 1,400.00         | 5,600.00       | 0.00      | 0.00       |
| WQ  | 28289    | City of Mission          | WQ0010484001 | HIDALGO    | 11/18/2006 | 34,650.00        | 0.00             | 34,650.00      | 0.00      | 0.00       |
| WQ  | 14810    | City of New Boston       | WQ0010482001 | BOWIE      | 01/26/2007 | 20,200.00        | 0.00             | 0.00           | 20,200.00 | 20,200.00  |
| WQ  | 32898    | City of Nixon            | TX0070785    | GONZALES   | 08/31/2007 | 1,400.00         | 280.00           | 1,120.00       | 0.00      | 0.00       |
| WQ  | 31579    | City of Oglesby          | TX0100854    | CORYELL    | 06/29/2007 | 13,350.00        | 2,670.00         | 10,680.00      | 0.00      | 0.00       |
| WQ  | 23543    | City of Orange           | TPDES0073423 | ORANGE     | 08/31/2007 | 36,300.00        | 0.00             | 0.00           | 36,300.00 | 36,300.00  |
| WQ  | 31821    | City of Panorama Village | TPDES0020206 | MONTGOMERY | 07/13/2007 | 3,000.00         | 600.00           | 2,400.00       | 0.00      | 0.00       |
| WQ  | 24961    | City of Penelope         | TPDES0112283 | HILL       | 08/10/2007 | 7,000.00         | 1,400.00         | 0.00           | 5,600.00  | 5,600.00   |
| WQ  | 30177    | City of Pflugerville     | TX0094927    | TRAVIS     | 03/05/2007 | 12,700.00        | 2,540.00         | 0.00           | 10,160.00 | 10,160.00  |
| WQ  | 31796    | City of Pflugerville     | TPDES0112941 | TRAVIS     | 06/29/2007 | 10,350.00        | 2,070.00         | 0.00           | 8,280.00  | 8,280.00   |
| WQ  | 29308    | City of Pinehurst        | WQ0010597001 | ORANGE     | 10/19/2006 | 6,960.00         | 1,392.00         | 5,568.00       | 0.00      | 0.00       |
| WQ  | 15624    | City of Quinlan          | WQ0013725001 | HUNT       | 10/02/2006 | 31,950.00        | 0.00             | 31,950.00      | 0.00      | 0.00       |
| WQ  | 25604    | City of Rhome            | WQ0010701002 | WISE       | 09/21/2006 | 29,165.00        | 0.00             | 0.00           | 29,165.00 | 29,165.00  |
| WQ  | 29389    | City of Rhome            | WQ0010701001 | WISE       | 11/18/2006 | 31,900.00        | 6,380.00         | 0.00           | 25,520.00 | 25,520.00  |
| WQ  | 31888    | City of Rio Grande City  | WQ0010802001 | STARR      | 05/11/2007 | 875.00           | 0.00             | 875.00         | 0.00      | 0.00       |
| WQ  | 32088    | City of Robinson         |              | MCLENNAN   | 08/10/2007 | 7,500.00         | 0.00             | 0.00           | 7,500.00  | 7,500.00   |
| WQ  | 31847    | City of Robinson         | TPDES0117935 | MCLENNAN   | 08/23/2007 | 4,960.00         | 992.00           | 0.00           | 3,968.00  | 3,968.00   |
| WQ  | 29096    | City of Rosenberg        | WQ0010607004 | FORT BEND  | 11/03/2006 | 12,750.00        | 0.00             | 12,750.00      | 0.00      | 0.00       |
| WQ  | 30308    | City of Savoy            | TPDES0023299 | FANNIN     | 07/13/2007 | 10,400.00        | 2,080.00         | 0.00           | 8,320.00  | 8,320.00   |
| WQ  | 31859    | City of Tenaha           | TX0069086    | SHELBY     | 07/13/2007 | 5,010.00         | 1,002.00         | 0.00           | 4,008.00  | 4,008.00   |
| WQ  | 27969    | City of Weatherford      |              | PARKER     | 10/19/2006 | 8,700.00         | 0.00             | 0.00           | 8,700.00  | 8,700.00   |
| WQ  | 30940    | City of West             | TX0020451    | MCLENNAN   | 06/29/2007 | 11,825.00        | 2,365.00         | 0.00           | 9,460.00  | 9,460.00   |
| WQ  | 31562    | City of White Oak        | TX0026531    | GREGG      | 05/11/2007 | 2,600.00         | 520.00           | 2,080.00       | 0.00      | 0.00       |
| WQ  | 32447    | City of Winnsboro        | TX0054658    | WOOD       | 08/31/2007 | 6,650.00         | 1,330.00         | 0.00           | 5,320.00  | 5,320.00   |
| WQ  | 25175    | City of Winona           | WQ0010922001 | SMITH      | 11/18/2006 | 11,680.00        | 2,336.00         | 0.00           | 9,344.00  | 9,344.00   |
| WQ  | 21941    | Classic Marble Company   |              | TRAVIS     | 04/13/2007 | 1,050.00         | 210.00           | 840.00         | 0.00      | 0.00       |

\* There are Multiple Respondent Names associated to this Case No.



## Appendix 11: List of Administrative Orders Issued FY2007

### Singles Program

Date Range Selected : 09/01/2006 - 08/31/2007

| PGM | Case No. | Respondent Name                              | TCEQ ID      | County     | Order Date | Penalty Assessed | Penalty Deferred | Payable Amount | SEP Cost  | SEP Offset |
|-----|----------|--|--------------|------------|------------|------------------|------------------|----------------|-----------|------------|
| WQ  | 29357    | CLEMONS, JIM B                               |              | NAVARRO    | 04/26/2007 | 1,125.00         | 0.00             | 1,125.00       | 0.00      | 0.00       |
| WQ  | 31629    | CLW, Inc.                                    |              | POLK       | 12/22/2006 | 875.00           | 0.00             | 875.00         | 0.00      | 0.00       |
| WQ  | 33243    | Contractor's Supplies, Inc.                  | TXG110197    | HARRISON   | 08/31/2007 | 2,190.00         | 438.00           | 1,752.00       | 0.00      | 0.00       |
| WQ  | 31628    | Cooper Concrete Co.                          | TXG110417    | DALLAS     | 07/13/2007 | 28,435.00        | 5,687.00         | 22,748.00      | 0.00      | 0.00       |
| WQ  | 25525    | CSA Limited, Inc.                            | TPDES0063878 | HARRIS     | 02/05/2007 | 3,000.00         | 0.00             | 3,000.00       | 0.00      | 0.00       |
| WQ  | 28202    | D & K Development Corp.                      | TX0105872    | TARRANT    | 05/11/2007 | 60,300.00        | 0.00             | 60,300.00      | 0.00      | 0.00       |
| WQ  | 17712    | D&M Excavating, Inc.                         |              | WISE       | 01/26/2007 | 6,000.00         | 0.00             | 6,000.00       | 0.00      | 0.00       |
| WQ  | 29530    | DDC Construction, Inc.                       | TXR15M862    |            | 09/21/2006 | 1,050.00         | 210.00           | 840.00         | 0.00      | 0.00       |
| WQ  | 29550    | DE HOYOS, WILLIE B                           | 22501        | WILSON     | 10/19/2006 | 1,800.00         | 360.00           | 1,440.00       | 0.00      | 0.00       |
| WQ  | 28949    | Driftwood 323 Vineyard, LTD.                 | 11-06012701  | HAYS       | 10/02/2006 | 2,250.00         | 450.00           | 1,800.00       | 0.00      | 0.00       |
| WQ  | 29369    | El Dorado Utility District                   | WQ0011302001 | HARRIS     | 10/19/2006 | 8,400.00         | 1,680.00         | 6,720.00       | 0.00      | 0.00       |
| WQ  | 32511    | ELECTRA CUSTOM HOMES, INC.                   |              | WISE       | 08/10/2007 | 800.00           | 160.00           | 640.00         | 0.00      | 0.00       |
| WQ  | 28768    | Ellinger Sewer and Water Supply Corporation  | WQ0010945001 | FAYETTE    | 09/21/2006 | 9,450.00         | 1,890.00         | 7,560.00       | 0.00      | 0.00       |
| WQ  | 24964    | Ellinger Sewer and Water Supply Corporation  | WQ0010945001 | FAYETTE    | 11/03/2006 | 11,750.00        | 0.00             | 11,750.00      | 0.00      | 0.00       |
| WQ  | 28933    | EVANS, ROBERT PAUL                           | TXR05Q583    | KAUFMAN    | 12/02/2006 | 2,180.00         | 436.00           | 1,744.00       | 0.00      | 0.00       |
| WQ  | 31146    | EZ Pickens Auto Ranch, Inc.                  | TXR05O358    | MCLENNAN   | 05/11/2007 | 8,925.00         | 1,785.00         | 7,140.00       | 0.00      | 0.00       |
| WQ  | 29040    | FMC Technologies, Inc.                       | TPDES0029564 | HARRIS     | 09/21/2006 | 9,480.00         | 1,896.00         | 7,584.00       | 0.00      | 0.00       |
| WQ  | 24408    | FSSM Limited Partnership                     | 11-00060701A | HAYS       | 10/02/2006 | 13,950.00        | 2,790.00         | 11,160.00      | 0.00      | 0.00       |
| WQ  | 17896    | Goodspeed Sand Company, Inc.                 | TXR05R583    | JOHNSON    | 11/03/2006 | 6,000.00         | 0.00             | 6,000.00       | 0.00      | 0.00       |
| WQ  | 33451    | Groendyke Transport, Inc.                    |              | HUTCHINSON | 08/23/2007 | 875.00           | 0.00             | 875.00         | 0.00      | 0.00       |
| WQ  | 29820    | Harris County Municipal Utility District 221 | TX0089184    | HARRIS     | 01/26/2007 | 7,752.00         | 1,550.00         | 0.00           | 6,202.00  | 6,202.00   |
| WQ  | 31891    | Hood County Utilities, Inc.                  | TX0098264    | HOOD       | 08/10/2007 | 17,850.00        | 0.00             | 17,850.00      | 0.00      | 0.00       |
| WQ  | 26266    | HOWARD, ERIK                                 | 11-05050301  | HAYS       | 06/29/2007 | 36,000.00        | 0.00             | 36,000.00      | 0.00      | 0.00       |
| WQ  | 27451    | HURTADO, JOSE *                              |              | DALLAS     | 05/25/2007 | 263.00           | 0.00             | 263.00         | 0.00      | 0.00       |
| WQ  | 26023    | Hydro Conduit of Texas, LP                   | TXG110443    | DENTON     | 10/19/2006 | 12,800.00        | 2,560.00         | 10,240.00      | 0.00      | 0.00       |
| WQ  | 10331    | Igloo Products Corp.                         | WQ0002229000 | WALLER     | 12/22/2006 | 2,000.00         | 0.00             | 2,000.00       | 0.00      | 0.00       |
| WQ  | 31340    | Imperial Homes Texas, Ltd.                   |              | HARRIS     | 04/26/2007 | 750.00           | 150.00           | 600.00         | 0.00      | 0.00       |
| WQ  | 31822    | Insteel Wire Products Company                | TXR05L275    | LIBERTY    | 08/10/2007 | 10,400.00        | 2,080.00         | 8,320.00       | 0.00      | 0.00       |
| WQ  | 29276    | Jackson County WCID 1                        | TX0064998    | JACKSON    | 05/11/2007 | 12,680.00        | 2,536.00         | 0.00           | 10,144.00 | 10,144.00  |
| WQ  | 31244    | Jatra International, Inc.                    |              | FREESTONE  | 06/29/2007 | 5,280.00         | 1,056.00         | 4,224.00       | 0.00      | 0.00       |
| WQ  | 25176    | Joe Smith                                    |              | POLK       | 10/02/2006 | 6,000.00         | 0.00             | 6,000.00       | 0.00      | 0.00       |
| WQ  | 31183    | John Thames Excavating, Ltd.                 |              | HAYS       | 03/05/2007 | 1,600.00         | 320.00           | 1,280.00       | 0.00      | 0.00       |
| WQ  | 31573    | K Hovnanian of Houston II, L.P.              |              | CHAMBERS   | 04/13/2007 | 750.00           | 150.00           | 600.00         | 0.00      | 0.00       |
| WQ  | 30123    | Kahler Homes LTD                             | TXR15AV14    | MIDLAND    | 02/18/2007 | 1,350.00         | 270.00           | 1,080.00       | 0.00      | 0.00       |

\* There are Multiple Respondent Names associated to this Case No.

## Appendix 11: List of Administrative Orders Issued FY2007

### Singles Program

Date Range Selected : 09/01/2006 - 08/31/2007

| PGM | Case No. | Respondent Name   | TCEQ ID      | County       | Order Date | Penalty Assessed | Penalty Deferred | Payable Amount | SEP Cost  | SEP Offset |
|-----|----------|---|--------------|--------------|------------|------------------|------------------|----------------|-----------|------------|
| WQ  | 25982    | Kaufman County Fresh Water Supply District No 1A            | WQ0013910001 | KAUFMAN      | 10/19/2006 | 65,280.00        | 0.00             | 0.00           | 65,280.00 | 65,280.00  |
| WQ  | 29450    | KB HOME LONE STAR LP  | 11-06013101  | WILLIAMSON   | 12/02/2006 | 750.00           | 150.00           | 600.00         | 0.00      | 0.00       |
| WQ  | 29198    | KB HOME LONE STAR LP  | 1105092001   | WILLIAMSON   | 11/18/2006 | 35,000.00        | 7,000.00         | 28,000.00      | 0.00      | 0.00       |
| WQ  | 29390    | Kendall County Water Control and Improvement District No. 1 | WQ0010414001 | KENDALL      | 11/03/2006 | 8,550.00         | 1,710.00         | 0.00           | 6,840.00  | 6,840.00   |
| WQ  | 32540    | L.B. Foster Company   |              | HILL         | 04/13/2007 | 875.00           | 0.00             | 875.00         | 0.00      | 0.00       |
| WQ  | 26060    | Larry D. Lindsey  | TXR05L165    | HARRIS       | 12/02/2006 | 37,380.00        | 0.00             | 37,380.00      | 0.00      | 0.00       |
| WQ  | 29857    | Longhorn Excavators, Inc.                                   |              | NUECES       | 10/19/2006 | 900.00           | 180.00           | 720.00         | 0.00      | 0.00       |
| WQ  | 31444    | Lower Colorado River Authority                              | TPDES0073946 | BASTROP      | 05/25/2007 | 5,850.00         | 0.00             | 5,850.00       | 0.00      | 0.00       |
| WQ  | 17271    | M. & M. General Contractors, Inc.                           |              | MITCHELL     | 02/05/2007 | 8,000.00         | 0.00             | 8,000.00       | 0.00      | 0.00       |
| WQ  | 29864    | Mak Foster Ranch, L.P.                                      | 11-02050701  | HAYS         | 11/03/2006 | 6,000.00         | 1,200.00         | 4,800.00       | 0.00      | 0.00       |
| WQ  | 17895    | Mansfield Sand & Select                                     |              | TARRANT      | 03/19/2007 | 6,000.00         | 0.00             | 6,000.00       | 0.00      | 0.00       |
| WQ  | 32572    | Matheson Tri-Gas, Inc.                                      | TPDES0118745 | ELLIS        | 08/31/2007 | 2,780.00         | 556.00           | 2,224.00       | 0.00      | 0.00       |
| WQ  | 31885    | McCulloch Xiu Hui Li  | TPDES0097527 | HARRIS       | 07/13/2007 | 3,810.00         | 762.00           | 3,048.00       | 0.00      | 0.00       |
| WQ  | 31519    | Mercer Construction Company                                 |              | BRAZORIA     | 06/29/2007 | 1,800.00         | 360.00           | 1,440.00       | 0.00      | 0.00       |
| WQ  | 30598    | MHC TT, Inc.  | TPDES0097675 | RAINS        | 03/19/2007 | 14,350.00        | 2,870.00         | 11,480.00      | 0.00      | 0.00       |
| WQ  | 31750    | Michael's Scrap Metal, Inc. *                               |              | HARRIS       | 08/31/2007 | 2,100.00         | 420.00           | 1,680.00       | 0.00      | 0.00       |
| WQ  | 32741    | Mills Road Municipal Utility District                       | TX0075132    | HARRIS       | 08/31/2007 | 2,140.00         | 428.00           | 1,712.00       | 0.00      | 0.00       |
| WQ  | 31638    | Monarch Utilities I L.P.                                    | TX0106704    | TRINITY      | 06/29/2007 | 6,000.00         | 1,200.00         | 4,800.00       | 0.00      | 0.00       |
| WQ  | 29429    | Monterey Mushrooms, Inc.                                    | WQ0001896000 | MADISON      | 11/03/2006 | 38,640.00        | 0.00             | 38,640.00      | 0.00      | 0.00       |
| WQ  | 30179    | Newport MUD   | TPDES0023230 | HARRIS       | 02/05/2007 | 19,050.00        | 3,810.00         | 15,240.00      | 0.00      | 0.00       |
| WQ  | 29710    | Nexus Homes, Inc.   |              | DALLAS       | 10/02/2006 | 1,500.00         | 300.00           | 1,200.00       | 0.00      | 0.00       |
| WQ  | 32127    | NJB & Sons, Inc.  | TX0054534    | MCLENNAN     | 08/31/2007 | 1,250.00         | 250.00           | 500.00         | 500.00    | 500.00     |
| WQ  | 13730    | North San Gabriel Overlook, Ltd.                            | 11-03041701  | WILLIAMSON   | 11/03/2006 | 22,500.00        | 0.00             | 22,500.00      | 0.00      | 0.00       |
| WQ  | 29334    | North Texas District Council Assemblies of God              | WQ0013847001 | ELLIS        | 11/18/2006 | 8,910.00         | 1,782.00         | 0.00           | 7,128.00  | 7,128.00   |
| WQ  | 30311    | NRG Texas LP  | TPDES0082651 | LIMESTONE    | 01/26/2007 | 7,425.00         | 1,485.00         | 5,940.00       | 0.00      | 0.00       |
| WQ  | 30065    | Ohmstede Ltd.   | TX0008184    | HARRIS       | 05/11/2007 | 6,000.00         | 1,200.00         | 4,800.00       | 0.00      | 0.00       |
| WQ  | 16789    | P & S Stone, Inc.   |              | JACK         | 02/18/2007 | 6,000.00         | 0.00             | 6,000.00       | 0.00      | 0.00       |
| WQ  | 29570    | Parkstone Estate Homes, LLC                                 | TXR15BW75    | HARRIS       | 12/02/2006 | 950.00           | 190.00           | 760.00         | 0.00      | 0.00       |
| WQ  | 16077    | PATE, LETA BESS   | 710069       | BELL         | 10/19/2006 | 1,000.00         | 200.00           | 800.00         | 0.00      | 0.00       |
| WQ  | 32087    | PATEL, MR *   | TPDES0081299 | LIBERTY      | 08/31/2007 | 13,875.00        | 2,775.00         | 11,100.00      | 0.00      | 0.00       |
| WQ  | 29922    | Payne Homes Inc   | TXR15AU86    | MIDLAND      | 03/19/2007 | 900.00           | 180.00           | 720.00         | 0.00      | 0.00       |
| WQ  | 32020    | Pencco, Inc.  | TXR05M024    | SAN PATRICIO | 08/10/2007 | 7,490.00         | 1,498.00         | 5,992.00       | 0.00      | 0.00       |
| WQ  | 32063    | Perry Lemmons   | 23625        | TARRANT      | 08/10/2007 | 2,100.00         | 420.00           | 1,680.00       | 0.00      | 0.00       |
| WQ  | 31968    | Port of Houston Authority                                   | TPDES0099473 | HARRIS       | 08/23/2007 | 4,620.00         | 924.00           | 0.00           | 3,696.00  | 3,696.00   |

\* There are Multiple Respondent Names associated to this Case No.

## Appendix 11: List of Administrative Orders Issued FY2007

### Singles Program

Date Range Selected : 09/01/2006 - 08/31/2007

| PGM | Case No. | Respondent Name                                | TCEQ ID      | County      | Order Date | Penalty Assessed | Penalty Deferred | Payable Amount | SEP Cost  | SEP Offset |
|-----|----------|--|--------------|-------------|------------|------------------|------------------|----------------|-----------|------------|
| WQ  | 29510    | Preston Club Utility Corporation               | TPDES0102164 | GRAYSON     | 04/13/2007 | 40,204.00        | 8,041.00         | 32,163.00      | 0.00      | 0.00       |
| WQ  | 31976    | Price Construction, Ltd.                       |              | LUBBOCK     | 03/19/2007 | 875.00           | 0.00             | 875.00         | 0.00      | 0.00       |
| WQ  | 29858    | R.M. Dealer-BJM, L.L.C.                        | 13-05122104  | BEXAR       | 10/19/2006 | 1,500.00         | 300.00           | 1,200.00       | 0.00      | 0.00       |
| WQ  | 27328    | RAY LONG WASHOUT AND TRUCK SERVICE             |              | MONTAGUE    | 04/13/2007 | 7,500.00         | 0.00             | 7,500.00       | 0.00      | 0.00       |
| WQ  | 26964    | River Chase Subdivision II, Ltd.               | 11-02061001  | WILLIAMSON  | 04/13/2007 | 5,250.00         | 1,050.00         | 4,200.00       | 0.00      | 0.00       |
| WQ  | 29411    | Robin Brown                                    |              | TARRANT     | 10/19/2006 | 1,000.00         | 200.00           | 800.00         | 0.00      | 0.00       |
| WQ  | 31902    | ROSALES, MARIA                                 |              | MONTGOMERY  | 02/18/2007 | 875.00           | 0.00             | 875.00         | 0.00      | 0.00       |
| WQ  | 29562    | San Antonio Water System                       | WQ0010137008 | BEXAR       | 11/18/2006 | 10,900.00        | 2,180.00         | 8,720.00       | 0.00      | 0.00       |
| WQ  | 26548    | SAND & GRAVEL, INC.                            |              | YOUNG       | 09/21/2006 | 1,050.00         | 0.00             | 1,050.00       | 0.00      | 0.00       |
| WQ  | 24028    | Sea Lion Technology, Inc.                      | TPDES0108367 | GALVESTON   | 04/13/2007 | 9,950.00         | 0.00             | 9,950.00       | 0.00      | 0.00       |
| WQ  | 30507    | SEC Energy Products & Services, L.P.           | TX0088676    | HARRIS      | 03/19/2007 | 40,508.00        | 8,102.00         | 16,203.00      | 16,203.00 | 16,203.00  |
| WQ  | 28533    | Sentinel Refuse, L.L.C.                        |              | BEXAR       | 03/19/2007 | 7,000.00         | 0.00             | 7,000.00       | 0.00      | 0.00       |
| WQ  | 31748    | Shelbyville Independent School District        | TPDES0102261 | SHELBY      | 05/25/2007 | 3,927.00         | 785.00           | 3,142.00       | 0.00      | 0.00       |
| WQ  | 29605    | Solvay Chemicals, Inc.                         | WQ0002544000 | HARRIS      | 12/02/2006 | 15,525.00        | 3,105.00         | 6,210.00       | 6,210.00  | 6,210.00   |
| WQ  | 26905    | Sonntag Materials, Inc.                        |              | HOOD        | 10/19/2006 | 2,000.00         | 0.00             | 2,000.00       | 0.00      | 0.00       |
| WQ  | 29551    | Southwest Land Services, Inc. dba Adkins Ranch | 11-06020203  | WILLIAMSON  | 12/02/2006 | 6,000.00         | 1,200.00         | 4,800.00       | 0.00      | 0.00       |
| WQ  | 30808    | Southwestern Motor Transport, Inc.             |              | CAMERON     | 10/19/2006 | 875.00           | 0.00             | 875.00         | 0.00      | 0.00       |
| WQ  | 30869    | Spring Creek Utility District                  | TPDES0026221 | MONTGOMERY  | 02/05/2007 | 3,640.00         | 728.00           | 2,912.00       | 0.00      | 0.00       |
| WQ  | 31189    | Stowaway Bay Property Owners Association       | TPDES0071293 | POLK        | 04/26/2007 | 6,600.00         | 1,320.00         | 5,280.00       | 0.00      | 0.00       |
| WQ  | 29341    | TAYLOR, CRATON                                 |              | TARRANT     | 11/18/2006 | 3,150.00         | 630.00           | 2,520.00       | 0.00      | 0.00       |
| WQ  | 32619    | Tex Mix Partners, LTD                          |              | WILLIAMSON  | 08/23/2007 | 740.00           | 148.00           | 592.00         | 0.00      | 0.00       |
| WQ  | 31017    | Texas Department of Criminal Justice           | TX0031593000 | HOUSTON     | 04/13/2007 | 5,130.00         | 1,026.00         | 0.00           | 4,104.00  | 4,104.00   |
| WQ  | 31854    | Texas Department of Criminal Justice           | TPDES0092789 | WALKER      | 08/31/2007 | 40,280.00        | 8,056.00         | 0.00           | 32,224.00 | 32,224.00  |
| WQ  | 30804    | Texas Department of Transportation             | TXR15M744    | NACOGDOCHES | 05/11/2007 | 1,050.00         | 210.00           | 0.00           | 840.00    | 840.00     |
| WQ  | 29758    | Texas Department of Transportation             | TXR15Q620    | SOMERVELL   | 05/11/2007 | 11,800.00        | 2,360.00         | 0.00           | 9,440.00  | 9,440.00   |
| WQ  | 29090    | Texas Instruments Incorporated                 | WQ0001225000 | FORT BEND   | 11/03/2006 | 28,800.00        | 5,760.00         | 23,040.00      | 0.00      | 0.00       |
| WQ  | 26949    | Texas Parks and Wildlife Department            | TX0124087    | HARRIS      | 03/05/2007 | 6,080.00         | 0.00             | 0.00           | 6,080.00  | 6,080.00   |
| WQ  | 25279    | Texas Parks and Wildlife Department            | TPDES0032549 |             | 07/13/2007 | 5,678.00         | 1,136.00         | 4,542.00       | 0.00      | 0.00       |
| WQ  | 31941    | Texas Polymer Services, Inc.                   | WQ0002835000 | ORANGE      | 08/23/2007 | 38,755.00        | 7,751.00         | 31,004.00      | 0.00      | 0.00       |
| WQ  | 29311    | Textech Environmental, Inc. *                  |              | JOHNSON     | 01/26/2007 | 10,000.00        | 0.00             | 10,000.00      | 0.00      | 0.00       |
| WQ  | 33446    | The Trinity Company                            |              | HALE        | 08/31/2007 | 875.00           | 0.00             | 875.00         | 0.00      | 0.00       |
| WQ  | 33448    | The Trinity Company                            |              | FLOYD       | 08/31/2007 | 875.00           | 0.00             | 875.00         | 0.00      | 0.00       |
| WQ  | 26733    | THOMAS, TOMMY JOE                              | TPDES0099171 | HARRIS      | 01/26/2007 | 6,400.00         | 0.00             | 6,400.00       | 0.00      | 0.00       |
| WQ  | 30765    | THS Properties, L.L.C. *                       |              | JASPER      | 02/18/2007 | 5,600.00         | 1,120.00         | 4,480.00       | 0.00      | 0.00       |

\* There are Multiple Respondent Names associated to this Case No.

## Appendix 11: List of Administrative Orders Issued FY2007

### Singles Program

Date Range Selected : 09/01/2006 - 08/31/2007

| PGM                          | Case No. | Respondent Name                                  | TCEQ ID      | County     | Order Date | Penalty Assessed | Penalty Deferred    | Payable Amount    | SEP Cost            | SEP Offset        |                   |
|------------------------------|----------|--|--------------|------------|------------|------------------|---------------------|-------------------|---------------------|-------------------|-------------------|
| WQ                           | 30215    | Timber Tech Texas, Inc.                          | TXR05K777    | GUADALUPE  | 02/05/2007 | 5,795.00         | 1,159.00            | 4,636.00          | 0.00                | 0.00              |                   |
| WQ                           | 31431    | TIMMS TRUCKING AND EXCAVATING, LTD.              |              | BEXAR      | 05/11/2007 | 3,000.00         | 600.00              | 2,400.00          | 0.00                | 0.00              |                   |
| WQ                           | 29868    | TOM WOODRUFF SIGNATURE HOMES LLC                 | TXR15BA94    | MIDLAND    | 03/05/2007 | 3,600.00         | 720.00              | 2,880.00          | 0.00                | 0.00              |                   |
| WQ                           | 24911    | TOWN OF WINDOM                                   | WQ0010666001 | FANNIN     | 10/19/2006 | 7,110.00         | 1,422.00            | 0.00              | 5,688.00            | 5,688.00          |                   |
| WQ                           | 31360    | Triad Hospitals Inc.                             | 11-06080703  | WILLIAMSON | 04/26/2007 | 54,000.00        | 10,800.00           | 43,200.00         | 0.00                | 0.00              |                   |
| WQ                           | 29317    | U.S. Denro Steels, Inc.                          | WQ0001332000 | CHAMBERS   | 10/02/2006 | 17,325.00        | 7,435.00            | 2,960.00          | 6,930.00            | 6,930.00          |                   |
| WQ                           | 32133    | Union Water Supply Corporation                   | TPDES0124613 | STARR      | 07/13/2007 | 8,550.00         | 1,710.00            | 6,840.00          | 0.00                | 0.00              |                   |
| WQ                           | 32010    | USA Five Star Homes, LP                          |              | KAUFMAN    | 08/10/2007 | 1,000.00         | 200.00              | 800.00            | 0.00                | 0.00              |                   |
| WQ                           | 32132    | Valero Refining-Texas, L.P.                      | TPDES0063355 | NUECES     | 07/13/2007 | 37,370.00        | 7,474.00            | 29,896.00         | 0.00                | 0.00              |                   |
| WQ                           | 29431    | Valero Refining-Texas, L.P.                      | WQ0000449000 | GALVESTON  | 10/19/2006 | 38,400.00        | 7,680.00            | 30,720.00         | 0.00                | 0.00              |                   |
| WQ                           | 29071    | Vanity Homes, LLC                                |              | MONTGOMERY | 10/02/2006 | 2,700.00         | 540.00              | 2,160.00          | 0.00                | 0.00              |                   |
| WQ                           | 25473    | Vernco Construction, Inc.                        |              | BEXAR      | 12/02/2006 | 37,500.00        | 0.00                | 37,500.00         | 0.00                | 0.00              |                   |
| WQ                           | 29717    | WADSWORTH GOLF CONSTRUCTION COMPANY              |              | NUECES     | 10/02/2006 | 900.00           | 180.00              | 720.00            | 0.00                | 0.00              |                   |
| WQ                           | 32003    | Weatherford U.S., L.P.                           | TX0089940    | HARRIS     | 08/31/2007 | 8,800.00         | 1,760.00            | 7,040.00          | 0.00                | 0.00              |                   |
| WQ                           | 32106    | West Harris County Municipal Utility District 17 | TX0084468    | HARRIS     | 08/10/2007 | 4,050.00         | 810.00              | 3,240.00          | 0.00                | 0.00              |                   |
| WQ                           | 30271    | Westin Services, L.L.C.                          |              | JASPER     | 12/02/2006 | 750.00           | 150.00              | 600.00            | 0.00                | 0.00              |                   |
| WQ                           | 29331    | Westlake JV, Inc. dba Renaissance Builders       |              | TARRANT    | 08/31/2007 | 5,000.00         | 0.00                | 5,000.00          | 0.00                | 0.00              |                   |
| WQ                           | 31745    | White Oak Utilities, Inc.                        | TX0119857    | MONTGOMERY | 07/13/2007 | 5,400.00         | 1,080.00            | 4,320.00          | 0.00                | 0.00              |                   |
| WQ                           | 28192    | Winston Construction, Inc.                       | 11-01031601  | HAYS       | 08/10/2007 | 3,000.00         | 0.00                | 3,000.00          | 0.00                | 0.00              |                   |
| <b>WQ Orders Issued: 226</b> |          |  |              |            |            | <b>Total:</b>    | <b>2,287,543.00</b> | <b>310,099.00</b> | <b>1,327,688.00</b> | <b>649,756.00</b> | <b>649,756.00</b> |
| WWA                          | 27645    | David Medina                                     |              | ERATH      | 10/02/2006 | 6,825.00         | 1,365.00            | 5,460.00          | 0.00                | 0.00              |                   |
| WWA                          | 29067    | DE GOEDE, JOHANNES HERMON                        | TXG920206    | WOOD       | 11/18/2006 | 12,150.00        | 2,430.00            | 9,720.00          | 0.00                | 0.00              |                   |
| WWA                          | 30725    | GOMEZ, ROGER *                                   |              | BAILEY     | 03/05/2007 | 7,350.00         | 1,470.00            | 5,880.00          | 0.00                | 0.00              |                   |
| WWA                          | 2838     | HALL, CL *                                       | WQ0004316000 | RAINS      | 12/22/2006 | 10,800.00        | 0.00                | 10,800.00         | 0.00                | 0.00              |                   |
| WWA                          | 29227    | Kempenaar Real Estate, Ltd.                      | TXG920117    | HOPKINS    | 09/21/2006 | 5,265.00         | 0.00                | 5,265.00          | 0.00                | 0.00              |                   |
| WWA                          | 28948    | MOYERS, MIKE                                     |              | WISE       | 09/21/2006 | 5,885.00         | 1,177.00            | 4,708.00          | 0.00                | 0.00              |                   |
| WWA                          | 31180    | R. J. Smelley Company, Inc.                      | WQ0002422000 | TARRANT    | 05/25/2007 | 7,990.00         | 1,598.00            | 6,392.00          | 0.00                | 0.00              |                   |
| WWA                          | 31115    | TAMMINGA, ANNE CORNELIUS                         | TXG015343    | COMANCHE   | 03/19/2007 | 535.00           | 107.00              | 428.00            | 0.00                | 0.00              |                   |
| WWA                          | 25258    | WALKER, ROBERT                                   |              | FAYETTE    | 09/21/2006 | 6,300.00         | 0.00                | 6,300.00          | 0.00                | 0.00              |                   |
| <b>WWA Orders Issued: 9</b>  |          |  |              |            |            | <b>Total:</b>    | <b>63,100.00</b>    | <b>8,147.00</b>   | <b>54,953.00</b>    | <b>0.00</b>       | <b>0.00</b>       |

\* There are Multiple Respondent Names associated to this Case No.

## Appendix 11: List of Administrative Orders Issued FY2007

### Multi-Media Program

Date Range Selected : 09/01/2006 - 08/31/2007

| PGM | Case No. | Respondent Name                          | TCEQ ID      | County     | Order Date | Penalty Assessed | Penalty Deferred | Payable Amount | SEP Cost  | SEP Offset |
|-----|----------|--|--------------|------------|------------|------------------|------------------|----------------|-----------|------------|
| MM  | 30928    | 777 Enterprises, Inc.                    | TXR000074104 | PARKER     | 03/05/2007 | 3,023.00         | 606.00           | 2,417.00       | 0.00      | 0.00       |
| MM  | 32571    | AFFILIATED CROWN DEVELOPMENTS LTD        |              | MONTGOMERY | 08/31/2007 | 2,235.00         | 447.00           | 1,788.00       | 0.00      | 0.00       |
| MM  | 30628    | Al-Ameen, Inc.                           | TXD981598170 | FORT BEND  | 03/05/2007 | 1,185.00         | 237.00           | 948.00         | 0.00      | 0.00       |
| MM  | 30390    | ALDERS, WELDON W W                       | 1700615      | MONTGOMERY | 12/02/2006 | 3,281.00         | 656.00           | 2,625.00       | 0.00      | 0.00       |
| MM  | 30292    | ALDERS, WELDON W W                       | 1700621      | MONTGOMERY | 12/22/2006 | 3,281.00         | 656.00           | 2,625.00       | 0.00      | 0.00       |
| MM  | 29613    | Amarillo Village Cleaners, Inc.          | TXR000069682 |            | 04/13/2007 | 1,185.00         | 237.00           | 948.00         | 0.00      | 0.00       |
| MM  | 29954    | ANH MA                                   | TXR000070847 | TARRANT    | 05/25/2007 | 1,185.00         | 0.00             | 1,185.00       | 0.00      | 0.00       |
| MM  | 31117    | Ann Van Nguyen                           |              | DENTON     | 04/26/2007 | 1,185.00         | 237.00           | 948.00         | 0.00      | 0.00       |
| MM  | 31227    | Baha Capital Enterprises, Inc.           | 87612        | COLLIN     | 05/11/2007 | 1,185.00         | 237.00           | 948.00         | 0.00      | 0.00       |
| MM  | 30274    | Bixby Enterprises, Inc.                  |              | BEXAR      | 02/18/2007 | 2,625.00         | 525.00           | 2,100.00       | 0.00      | 0.00       |
| MM  | 30858    | Brothers Together Inc.                   | TXR000071183 | HARRIS     | 02/05/2007 | 2,667.00         | 534.00           | 2,133.00       | 0.00      | 0.00       |
| MM  | 30650    | BUFORD, JAMES A                          | TXR000074070 | WEBB       | 03/05/2007 | 1,185.00         | 237.00           | 948.00         | 0.00      | 0.00       |
| MM  | 30228    | BUI, THUC X                              |              |            | 11/03/2006 | 1,185.00         | 237.00           | 948.00         | 0.00      | 0.00       |
| MM  | 27281    | BULK SERVICES TRANSPORTATION, INC.       |              | BOSQUE     | 04/13/2007 | 2,500.00         | 500.00           | 2,000.00       | 0.00      | 0.00       |
| MM  | 29908    | C Kunn Corporation                       |              | DALLAS     | 03/05/2007 | 1,185.00         | 237.00           | 948.00         | 0.00      | 0.00       |
| MM  | 29556    | C. C. Crawford Retreading Company, Inc.  | 6025279      | ELLIS      | 02/05/2007 | 18,750.00        | 3,750.00         | 15,000.00      | 0.00      | 0.00       |
| MM  | 30587    | CADILLAC CLEANERS INC                    |              |            | 12/02/2006 | 1,185.00         | 237.00           | 948.00         | 0.00      | 0.00       |
| MM  | 30855    | Chang Soo Yoo and Young Yoo              | TXR000071803 |            | 02/05/2007 | 2,370.00         | 474.00           | 1,896.00       | 0.00      | 0.00       |
| MM  | 30849    | Christina Diem-Chi Hoang                 | 82576        | GALVESTON  | 02/18/2007 | 1,185.00         | 237.00           | 948.00         | 0.00      | 0.00       |
| MM  | 30932    | Chun H Pae                               |              |            | 04/13/2007 | 3,555.00         | 711.00           | 2,844.00       | 0.00      | 0.00       |
| MM  | 29899    | CHUNG, KYO M                             |              | DALLAS     | 04/26/2007 | 1,185.00         | 0.00             | 1,185.00       | 0.00      | 0.00       |
| MM  | 29274    | CISNEROS, JOSE                           | UNA 45514021 | JIM WELLS  | 05/25/2007 | 2,100.00         | 0.00             | 2,100.00       | 0.00      | 0.00       |
| MM  | 31112    | City of Aledo                            | 1840001      | PARKER     | 08/10/2007 | 9,930.00         | 1,986.00         | 0.00           | 7,944.00  | 7,944.00   |
| MM  | 25964    | City of China                            | 1230038      | JEFFERSON  | 12/22/2006 | 5,023.00         | 0.00             | 5,023.00       | 0.00      | 0.00       |
| MM  | 27420    | City of Laredo                           | 2400001      | WEBB       | 05/11/2007 | 45,300.00        | 0.00             | 0.00           | 45,300.00 | 45,300.00  |
| MM  | 29882    | Cleburne Cleaners, Inc.                  |              | JOHNSON    | 12/02/2006 | 5,334.00         | 1,068.00         | 4,266.00       | 0.00      | 0.00       |
| MM  | 30666    | CLEMENTS, EDWARD E                       | 72019        | BEXAR      | 12/02/2006 | 1,185.00         | 237.00           | 948.00         | 0.00      | 0.00       |
| MM  | 29759    | CONTRERAS, CATALINA                      | TXR000069864 | EL PASO    | 02/05/2007 | 889.00           | 178.00           | 711.00         | 0.00      | 0.00       |
| MM  | 30152    | CRYSTAL CLEANERS OF DESOTO, INC.         |              | DALLAS     | 01/26/2007 | 889.00           | 178.00           | 711.00         | 0.00      | 0.00       |
| MM  | 29609    | D R & S Inc.                             | 69250        | BEXAR      | 11/03/2006 | 1,185.00         | 237.00           | 948.00         | 0.00      | 0.00       |
| MM  | 31175    | DHUKA, NIZARALI ALI BHAI                 | 69180        | BEXAR      | 02/18/2007 | 889.00           | 178.00           | 711.00         | 0.00      | 0.00       |
| MM  | 30126    | Dillard Dry Cleaning & Restoration, Inc. |              | TARRANT    | 08/31/2007 | 889.00           | 178.00           | 711.00         | 0.00      | 0.00       |
| MM  | 26819    | DOSS, MILTON                             |              | BOWIE      | 11/18/2006 | 6,000.00         | 0.00             | 6,000.00       | 0.00      | 0.00       |
| MM  | 30867    | Dry Clean Express, Inc.                  | TXR000070433 |            | 04/13/2007 | 4,740.00         | 948.00           | 3,792.00       | 0.00      | 0.00       |

\* There are Multiple Respondent Names associated to this Case No.

## Appendix 11: List of Administrative Orders Issued FY2007

### Multi-Media Program

Date Range Selected : 09/01/2006 - 08/31/2007

| PGM | Case No. | Respondent Name                         | TCEQ ID      | County     | Order Date | Penalty Assessed | Penalty Deferred | Payable Amount | SEP Cost | SEP Offset |
|-----|----------|---|--------------|------------|------------|------------------|------------------|----------------|----------|------------|
| MM  | 30949    | Dung Van Le                             | TXR00071225  | HARRIS     | 03/05/2007 | 1,209.00         | 242.00           | 967.00         | 0.00     | 0.00       |
| MM  | 30119    | Emil B. Corporation                     |              | DALLAS     | 12/22/2006 | 4,090.00         | 817.00           | 3,273.00       | 0.00     | 0.00       |
| MM  | 30987    | Expert Cleaners, Inc.                   | TXR000070201 | HARRIS     | 02/18/2007 | 889.00           | 178.00           | 711.00         | 0.00     | 0.00       |
| MM  | 29879    | ExxonMobil Oil Corporation              | 2754         | JEFFERSON  | 04/26/2007 | 13,500.00        | 2,700.00         | 5,400.00       | 5,400.00 | 5,400.00   |
| MM  | 30669    | Fallbrook Enterprises, Inc              | TXR000071837 | HARRIS     | 02/05/2007 | 346.00           | 69.00            | 277.00         | 0.00     | 0.00       |
| MM  | 31120    | GALE, LONZO                             | 1012916      | WALLER     | 06/29/2007 | 1,446.00         | 289.00           | 1,157.00       | 0.00     | 0.00       |
| MM  | 30853    | Gerald Grimes                           |              | DALLAS     | 04/13/2007 | 1,185.00         | 237.00           | 948.00         | 0.00     | 0.00       |
| MM  | 31008    | HA, SUN                                 | TXD981906712 | GRIMES     | 05/11/2007 | 4,740.00         | 948.00           | 3,792.00       | 0.00     | 0.00       |
| MM  | 30276    | HARRINGTON, TERRY                       |              | ORANGE     | 02/05/2007 | 2,100.00         | 420.00           | 1,680.00       | 0.00     | 0.00       |
| MM  | 29889    | HART, KENNETH                           |              | TARRANT    | 04/13/2007 | 1,185.00         | 0.00             | 1,185.00       | 0.00     | 0.00       |
| MM  | 32765    | HENDRICKS, ARTHUR D III                 |              | ERATH      | 05/11/2007 | 210.00           | 0.00             | 210.00         | 0.00     | 0.00       |
| MM  | 32857    | HERRERA, JOSE                           |              | JIM WELLS  | 05/11/2007 | 210.00           | 0.00             | 210.00         | 0.00     | 0.00       |
| MM  | 31131    | HI Quality Cleaners                     | TXR000075911 | HARRIS     | 03/05/2007 | 1,040.00         | 208.00           | 832.00         | 0.00     | 0.00       |
| MM  | 29961    | Hoa Bui Entrprises, Inc.                | TXR000070839 | TARRANT    | 02/18/2007 | 1,185.00         | 237.00           | 948.00         | 0.00     | 0.00       |
| MM  | 30655    | Hong Enterprises, LLC                   | TXR000072603 | HARRIS     | 02/05/2007 | 889.00           | 178.00           | 711.00         | 0.00     | 0.00       |
| MM  | 30696    | Hong Nguyen                             | TXR000072082 | HARRIS     | 08/10/2007 | 2,370.00         | 0.00             | 2,370.00       | 0.00     | 0.00       |
| MM  | 29738    | Imsha Inc. dba One Hour Martinizing     | 55378        | DALLAS     | 12/02/2006 | 1,185.00         | 237.00           | 948.00         | 0.00     | 0.00       |
| MM  | 30796    | Iturrino and Associates, Inc.           |              | TARRANT    | 03/05/2007 | 889.00           | 178.00           | 711.00         | 0.00     | 0.00       |
| MM  | 30895    | J&M Royal, Inc.                         | TXR000070029 | HARRIS     | 02/05/2007 | 611.00           | 122.00           | 489.00         | 0.00     | 0.00       |
| MM  | 30866    | Jaime Granados                          | TXR000075531 | HIDALGO    | 03/05/2007 | 1,185.00         | 237.00           | 948.00         | 0.00     | 0.00       |
| MM  | 29901    | JAMAIL ENTERPRISES, INC.                |              | TARRANT    | 12/02/2006 | 889.00           | 178.00           | 711.00         | 0.00     | 0.00       |
| MM  | 30298    | Jaymauma Incorporated                   |              | WILLIAMSON | 01/26/2007 | 1,067.00         | 214.00           | 853.00         | 0.00     | 0.00       |
| MM  | 30880    | JJ & JM Enterprise, Inc.                |              | HARRIS     | 04/26/2007 | 1,067.00         | 214.00           | 853.00         | 0.00     | 0.00       |
| MM  | 30798    | JMR CLASSIC DRY CLEANING AND LAUNDRY LP | TXR00074310  |            | 04/13/2007 | 2,370.00         | 474.00           | 1,896.00       | 0.00     | 0.00       |
| MM  | 30282    | John A Dunaway                          | TXR000073684 | RANDALL    | 11/03/2006 | 889.00           | 178.00           | 711.00         | 0.00     | 0.00       |
| MM  | 31058    | Joy International Corporation           | 51114        | HARRIS     | 02/18/2007 | 932.00           | 187.00           | 745.00         | 0.00     | 0.00       |
| MM  | 30578    | Judy's Super Drycleaner, Inc.           | TXR000072629 | MONTGOMERY | 12/22/2006 | 889.00           | 178.00           | 711.00         | 0.00     | 0.00       |
| MM  | 21550    | K. J. Plunkett Sand & Base, Inc.        | 455120047    | MONTGOMERY | 10/19/2006 | 6,540.00         | 0.00             | 6,540.00       | 0.00     | 0.00       |
| MM  | 30140    | Karl Tatsch                             |              |            | 12/22/2006 | 2,370.00         | 474.00           | 1,896.00       | 0.00     | 0.00       |
| MM  | 31059    | KIM, OK HUI CHOI                        | TXR000069880 |            | 05/11/2007 | 1,185.00         | 237.00           | 948.00         | 0.00     | 0.00       |
| MM  | 30213    | KIM, YOUNG CHOL                         |              | DALLAS     | 12/22/2006 | 889.00           | 178.00           | 711.00         | 0.00     | 0.00       |
| MM  | 31622    | KINDEL, LAWRENCE                        |              | TRAVIS     | 01/26/2007 | 210.00           | 0.00             | 210.00         | 0.00     | 0.00       |
| MM  | 32451    | Kinder Morgan Petcoke GP, LLC           | 81756        | JEFFERSON  | 08/31/2007 | 3,675.00         | 735.00           | 2,940.00       | 0.00     | 0.00       |
| MM  | 29734    | KOO, BONTAG                             | TXD981144892 | DALLAS     | 11/18/2006 | 1,185.00         | 237.00           | 948.00         | 0.00     | 0.00       |
| MM  | 30428    | L A F ENTERPRISES, INC.                 | TXR000072611 |            | 02/05/2007 | 2,370.00         | 474.00           | 1,896.00       | 0.00     | 0.00       |
| MM  | 29931    | LAWSON SR, WILLIE O                     |              | TARRANT    | 11/18/2006 | 1,185.00         | 237.00           | 948.00         | 0.00     | 0.00       |

\* There are Multiple Respondent Names associated to this Case No.

## Appendix 11: List of Administrative Orders Issued FY2007

### Multi-Media Program

Date Range Selected : 09/01/2006 - 08/31/2007

| PGM | Case No. | Respondent Name                       | TCEQ ID      | County    | Order Date | Penalty Assessed | Penalty Deferred | Payable Amount | SEP Cost  | SEP Offset |
|-----|----------|---------------------------------------|--------------|-----------|------------|------------------|------------------|----------------|-----------|------------|
| MM  | 32168    | Loadcraft Industries, LTD.            | 35046        | MCCULLOCH | 08/31/2007 | 43,028.00        | 8,605.00         | 17,212.00      | 17,211.00 | 17,211.00  |
| MM  | 30141    | M7 Aerospace LP                       | 34630        | BEXAR     | 05/11/2007 | 5,712.00         | 1,142.00         | 4,570.00       | 0.00      | 0.00       |
| MM  | 30677    | Marfel Corporation                    | TXD132289125 | HARRIS    | 12/02/2006 | 630.00           | 126.00           | 504.00         | 0.00      | 0.00       |
| MM  | 30978    | Mizmez, Inc                           | TXR000074807 | DENTON    | 05/25/2007 | 1,185.00         | 237.00           | 948.00         | 0.00      | 0.00       |
| MM  | 31173    | Naail Investments, Inc.               | TXR000075630 | BEXAR     | 05/11/2007 | 1,778.00         | 356.00           | 1,422.00       | 0.00      | 0.00       |
| MM  | 31124    | NALIKA, INC.                          |              | COLLIN    | 04/13/2007 | 889.00           | 178.00           | 711.00         | 0.00      | 0.00       |
| MM  | 29728    | Namma Corporation                     |              | DALLAS    | 11/18/2006 | 4,445.00         | 890.00           | 3,555.00       | 0.00      | 0.00       |
| MM  | 32148    | Nash Trucking & Construction, Inc.    |              | CASS      | 03/05/2007 | 875.00           | 0.00             | 875.00         | 0.00      | 0.00       |
| MM  | 30824    | NGO, OANH HOANG                       | TXR000072066 | HARRIS    | 02/18/2007 | 1,185.00         | 237.00           | 948.00         | 0.00      | 0.00       |
| MM  | 30214    | NIMI's, Inc.                          |              | DALLAS    | 12/22/2006 | 889.00           | 178.00           | 711.00         | 0.00      | 0.00       |
| MM  | 30153    | North Dallas Swiss Cleaners, Ltd.     |              | DALLAS    | 10/19/2006 | 1,185.00         | 237.00           | 948.00         | 0.00      | 0.00       |
| MM  | 30568    | North Lauderdale Inc                  | TXR000077967 | HARRIS    | 02/05/2007 | 2,370.00         | 474.00           | 1,896.00       | 0.00      | 0.00       |
| MM  | 30739    | Northeast Service, Inc.               | 455040168    | TARRANT   | 04/13/2007 | 5,500.00         | 1,100.00         | 4,400.00       | 0.00      | 0.00       |
| MM  | 29093    | Ozark Bottled Water, Inc.             | 2270326      | TRAVIS    | 11/18/2006 | 4,703.00         | 941.00           | 3,762.00       | 0.00      | 0.00       |
| MM  | 31139    | Patec Enterprise, Inc.                |              |           | 03/19/2007 | 1,185.00         | 237.00           | 948.00         | 0.00      | 0.00       |
| MM  | 29727    | Paul Mauricio & Sons, Inc.            | F1903        | BEXAR     | 02/18/2007 | 8,745.00         | 1,749.00         | 6,996.00       | 0.00      | 0.00       |
| MM  | 30871    | Phuong Tam Enterprises, Inc.          | TXR000073221 | HARRIS    | 08/31/2007 | 1,209.00         | 0.00             | 1,209.00       | 0.00      | 0.00       |
| MM  | 30727    | PJ's Cleaners, Inc.                   | TXR000075572 | WEBB      | 03/05/2007 | 2,370.00         | 474.00           | 1,896.00       | 0.00      | 0.00       |
| MM  | 29888    | PNH Star Enterprises, Inc             |              | TARRANT   | 12/22/2006 | 1,067.00         | 213.00           | 854.00         | 0.00      | 0.00       |
| MM  | 30917    | Polynesian, Inc.                      | TXR000074427 | HARRIS    | 05/25/2007 | 1,185.00         | 237.00           | 948.00         | 0.00      | 0.00       |
| MM  | 25187    | PRIESS, RANDY *                       | F1828        | MASON     | 08/10/2007 | 25,000.00        | 0.00             | 25,000.00      | 0.00      | 0.00       |
| MM  | 30589    | Q.R.N. Enterprises, Inc.              | TXR000069708 | HARRIS    | 04/13/2007 | 1,036.00         | 206.00           | 830.00         | 0.00      | 0.00       |
| MM  | 31138    | Ram Leather Care of San Antonio, Inc. | 78056        | BEXAR     | 02/18/2007 | 889.00           | 178.00           | 711.00         | 0.00      | 0.00       |
| MM  | 31136    | Raymond C Goolsby                     | TXR000075853 | HOUSTON   | 03/05/2007 | 2,134.00         | 426.00           | 1,708.00       | 0.00      | 0.00       |
| MM  | 29893    | RHEE, KEE J                           |              | TARRANT   | 11/03/2006 | 575.00           | 115.00           | 460.00         | 0.00      | 0.00       |
| MM  | 29960    | RLY Cleaners, L.L.C.                  | TXR000070805 | DENTON    | 02/18/2007 | 474.00           | 96.00            | 378.00         | 0.00      | 0.00       |
| MM  | 29712    | RM Walsdorf, Inc.                     | HAU0103      | CAMERON   | 06/29/2007 | 15,625.00        | 3,125.00         | 6,250.00       | 6,250.00  | 6,250.00   |
| MM  | 30915    | Royal Family Corporation              | TX0000452789 | HARRIS    | 03/05/2007 | 912.00           | 182.00           | 730.00         | 0.00      | 0.00       |
| MM  | 31228    | Sabah Corporation, Inc.               | TXR000075689 | LIBERTY   | 04/26/2007 | 3,555.00         | 711.00           | 2,844.00       | 0.00      | 0.00       |
| MM  | 31122    | SABINE MUD-LOGGING, INC.              |              | PANOLA    | 08/10/2007 | 5,625.00         | 1,125.00         | 4,500.00       | 0.00      | 0.00       |
| MM  | 30154    | Sam Yong Corporation                  |              | DALLAS    | 01/26/2007 | 1,778.00         | 356.00           | 1,422.00       | 0.00      | 0.00       |
| MM  | 31635    | Santos Construction, Inc.             |              | DENTON    | 06/29/2007 | 3,750.00         | 0.00             | 3,750.00       | 0.00      | 0.00       |
| MM  | 30664    | SB & AB Corporation                   | TXD982559163 | HARRIS    | 02/05/2007 | 2,370.00         | 474.00           | 1,896.00       | 0.00      | 0.00       |
| MM  | 30864    | Scott D. Nguyen                       | TX0000015438 | HARRIS    | 01/26/2007 | 1,185.00         | 237.00           | 948.00         | 0.00      | 0.00       |
| MM  | 30173    | Seong D. Roh                          | 84957        | DALLAS    | 01/26/2007 | 1,185.00         | 237.00           | 948.00         | 0.00      | 0.00       |
| MM  | 30692    | Seymour Inn                           | TXR000073528 | HARRIS    | 03/19/2007 | 1,778.00         | 356.00           | 1,422.00       | 0.00      | 0.00       |
| MM  | 30706    | Sherali Haiderali                     | 90605        | HARRIS    | 05/25/2007 | 1,067.00         | 214.00           | 853.00         | 0.00      | 0.00       |

\* There are Multiple Respondent Names associated to this Case No.

## Appendix 11: List of Administrative Orders Issued FY2007

### Multi-Media Program

Date Range Selected : 09/01/2006 - 08/31/2007

| PGM                                | Case No. | Respondent Name                                   | TCEQ ID      | County       | Order Date | Penalty Assessed   | Penalty Deferred     | Payable Amount      | SEP Cost            | SEP Offset          |                     |
|------------------------------------|----------|---|--------------|--------------|------------|--------------------|----------------------|---------------------|---------------------|---------------------|---------------------|
| MM                                 | 28291    | Simons Petroleum, Inc.                            |              | SUTTON       | 03/19/2007 | 12,500.00          | 0.00                 | 12,500.00           | 0.00                | 0.00                |                     |
| MM                                 | 31152    | SMART PRESS INC                                   | TXD067990788 | HARRIS       | 04/26/2007 | 1,067.00           | 237.00               | 830.00              | 0.00                | 0.00                |                     |
| MM                                 | 12426    | South Texas Chlorine, Inc.                        | 21286        | CAMERON      | 04/26/2007 | 5,100.00           | 0.00                 | 2,550.00            | 2,550.00            | 2,550.00            |                     |
| MM                                 | 28531    | Southwest Shipyard, L.P.                          | 1260         | HARRIS       | 04/13/2007 | 49,123.00          | 0.00                 | 49,123.00           | 0.00                | 0.00                |                     |
| MM                                 | 30890    | SULTAN, INC.                                      | TXR000074757 | HARRIS       | 04/26/2007 | 889.00             | 178.00               | 711.00              | 0.00                | 0.00                |                     |
| MM                                 | 29884    | Summerside Cleaners Corporation                   | 68492        | COLLIN       | 12/22/2006 | 889.00             | 178.00               | 711.00              | 0.00                | 0.00                |                     |
| MM                                 | 30168    | Sunoco Partners Marketing & Terminals L.P.        | 32500        | JEFFERSON    | 08/10/2007 | 28,078.00          | 5,616.00             | 22,462.00           | 0.00                | 0.00                |                     |
| MM                                 | 29316    | Texas Sludge Disposal, Inc.                       |              | SAN PATRICIO | 10/02/2006 | 2,725.00           | 545.00               | 1,090.00            | 1,090.00            | 1,090.00            |                     |
| MM                                 | 30814    | THE CHOY CORPORATION                              | TXR000070060 | HARRIS       | 01/26/2007 | 2,097.00           | 419.00               | 1,678.00            | 0.00                | 0.00                |                     |
| MM                                 | 13209    | Torres Ready-Mix, Inc.                            | 70774        |              | 11/03/2006 | 61,250.00          | 0.00                 | 61,250.00           | 0.00                | 0.00                |                     |
| MM                                 | 30582    | TRAN, TUAN Q                                      | TXR000070011 | HARRIS       | 02/05/2007 | 1,956.00           | 392.00               | 1,564.00            | 0.00                | 0.00                |                     |
| MM                                 | 31151    | Trans Future Incorporated                         | TXR000073734 | HARRIS       | 08/10/2007 | 1,185.00           | 237.00               | 948.00              | 0.00                | 0.00                |                     |
| MM                                 | 25109    | Transit Mix Concrete & Materials Company          | TXR05P896    | BELL         | 06/29/2007 | 27,500.00          | 0.00                 | 27,500.00           | 0.00                | 0.00                |                     |
| MM                                 | 31210    | TRISHLA, INC.                                     | TX0000035121 | HARRIS       | 02/18/2007 | 1,185.00           | 237.00               | 948.00              | 0.00                | 0.00                |                     |
| MM                                 | 30956    | UNITED RECYCLERS SERVICES OF TEXAS INC            | 81727        | DALLAS       | 05/25/2007 | 5,693.00           | 1,139.00             | 4,554.00            | 0.00                | 0.00                |                     |
| MM                                 | 31172    | Uy Eang Chou                                      | TXR000072165 | HARRIS       | 01/26/2007 | 770.00             | 154.00               | 616.00              | 0.00                | 0.00                |                     |
| MM                                 | 30172    | VALENZUELA, JOSE RUBEN                            |              | EL PASO      | 02/18/2007 | 889.00             | 178.00               | 711.00              | 0.00                | 0.00                |                     |
| MM                                 | 31159    | Valet Express Dry Cleaning Services Company, Inc. | F1908        | BEXAR        | 04/26/2007 | 1,185.00           | 237.00               | 948.00              | 0.00                | 0.00                |                     |
| MM                                 | 29604    | Victoria's Cleaners and Alterations Inc.          | 81352        | TRAVIS       | 10/19/2006 | 889.00             | 178.00               | 711.00              | 0.00                | 0.00                |                     |
| MM                                 | 29724    | WALLACE, A D                                      |              | BLANCO       | 05/11/2007 | 7,500.00           | 1,500.00             | 6,000.00            | 0.00                | 0.00                |                     |
| MM                                 | 29606    | William A Ansley Jr                               |              | WHARTON      | 10/02/2006 | 1,185.00           | 237.00               | 948.00              | 0.00                | 0.00                |                     |
| MM                                 | 30857    | WINDEMERE LAKES LLC                               | TXR000070268 | HARRIS       | 03/05/2007 | 889.00             | 178.00               | 711.00              | 0.00                | 0.00                |                     |
| MM                                 | 30570    | Yarana, Inc.                                      | TXR000069906 | HARRIS       | 02/05/2007 | 1,185.00           | 237.00               | 948.00              | 0.00                | 0.00                |                     |
| MM                                 | 26449    | YFZ Land, LLC                                     | WQ0014553001 | SCHLEICHER   | 09/21/2006 | 14,140.00          | 0.00                 | 14,140.00           | 0.00                | 0.00                |                     |
| MM                                 | 29031    | YFZ Land, LLC                                     | TXR151300    | SCHLEICHER   | 11/18/2006 | 4,503.00           | 0.00                 | 4,503.00            | 0.00                | 0.00                |                     |
| MM                                 | 29940    | YTK ENTERPRISES INC                               | TXR000070680 | DALLAS       | 08/31/2007 | 1,778.00           | 356.00               | 1,422.00            | 0.00                | 0.00                |                     |
| <b>MM Orders Issued: 133</b>       |          |   |              |              |            | <b>Total:</b>      | <b>605,074.00</b>    | <b>65,754.00</b>    | <b>453,575.00</b>   | <b>85,745.00</b>    | <b>85,745.00</b>    |
| <b>Total Orders Issued : 1,383</b> |          |   |              |              |            | <b>GrandTotal:</b> | <b>11,252,210.00</b> | <b>1,111,401.00</b> | <b>8,245,706.00</b> | <b>1,895,103.00</b> | <b>1,895,103.00</b> |

\* There are Multiple Respondent Names associated to this Case No.



## Appendix 12: List of SEP's & SEP Projects - FY 2007

### Single Program

Date Range Selected : 09/01/2006 - 08/31/2007

| PGM | Case No. | Respondent Name                    | Effective Date  | Ratio  | Assessed Amt | Deferred Amt | Payable Amt | SEP Cost   | SEP Offset |
|-----|----------|------------------------------------|---|--------|--------------|--------------|-------------|------------|------------|
| AQ  | 24551    | Texas Petrochemicals LP            | 04/26/2007  | 1.00:1 | 157,959.00   | 0.00         | 78,980.00   | 78,979.00  | 78,979.00  |
|     |          | POLLUTION REDUCTION                | The contribution will be used in the Harris County Public Health and Environmental Services - Pollution Control Division Fourier Transform Infra Red Project which includes obtaining air monitoring equipment, Fourier Transform Infra Red and other associated monitoring equipment as well as site preparation, installation, operation and maintenance for a minimum of a two-year period. The FTIR will analyze volatile organic compounds in ambient air.   |        |              |              |             | 78,979.00  | 78,979.00  |
| AQ  | 26972    | The Goodyear Tire & Rubber Company | 06/29/2007  | 1.00:1 | 283,654.00   | 0.00         | 141,827.00  | 141,827.00 | 141,827.00 |
|     |          | POLLUTION REDUCTION                | The Respondent shall contribute to the Third-Party Recipient pursuant to the agreement between the Third-Party Recipient and the TCEQ. Specifically, the Southeast Texas Regional Planning Commission's West Port Arthur Home Energy Efficiency Program. This project is dedicated to reducing non-renewable energy usage and assisting low income residents in the West Port Arthur area by conducting home energy audits and weatherizing their homes, which will improve their homes' energy efficiency. SEP monies will be used to pay for the cost of caulking, and insulating the homes and appliances, as well as for replacing heating and cooling systems and major appliances with new, energy efficient equipment.<br><br>The Respondent certifies that there is no prior commitment to do this project and that it is being performed solely in an effort to settle this enforcement action.  |        |              |              |             | 141,827.00 | 141,827.00 |
| AQ  | 24861    | SABINA PETROCHEMICALS, LLC         | 10/19/2006  | 1.00:1 | 33,275.00    | 0.00         | 16,638.00   | 16,637.00  | 16,637.00  |
|     |          | POLLUTION REDUCTION                | Sabina will contribute to the Retrofit/Replace Heavy Equipment and Vehicles with Alternative Fueled Equipment and Vehicles Program in Jefferson County. The contribution will be used in accordance with the Supplemental Environmental Project Agreement between Jefferson County and the Texas Commission on Environmental Quality dated August 6, 2003. Specifically, the contribution will be used to purchase alternative fueled equipment such as propane or electric powered lawn mowers, propane powered light duty and heavy equipment, and alternative fueled vehicles and retire diesel and gasoline powered equipment and vehicles. The retired vehicles and equipment will not be resold as working vehicles, but will only be sold for scrap. The County will also use SEP monies to convert current equipment and vehicles to alternative fueled equipment and vehicles and to retrofit current gasoline and diesel powered equipment in order to lower emissions. All retrofits will meet EPA standards. None of the vehicles or equipment purchased by Jefferson County will be used to comply with the Texas Clean Fleet Program. All dollars contributed will be used solely for the direct cost of the project, and no portion will be spent on administrative costs. The SEP will be done in accordance with all federal, state, and local environmental laws and regulations. |        |              |              |             | 16,637.00  | 16,637.00  |
| AQ  | 28950    | ExxonMobil Oil Corporation         | 10/02/2006  | 1.00:1 | 10,000.00    | 0.00         | 5,000.00    | 5,000.00   | 5,000.00   |

\* There are Multiple Respondent Names associated to this Case No.

## Appendix 12: List of SEP's & SEP Projects - FY 2007

### Single Program

|                |                      |                         |   |        |           |          |           |           |           |
|----------------|----------------------|-------------------------|---|--------|-----------|----------|-----------|-----------|-----------|
| Single Program |                      |                         |   |        |           |          |           |           |           |
|                | POLLUTION REDUCTION  |                         | <p>Exxon will contribute to Houston-Galveston AERCO's Clean Cities/Clean Vehicles Program in Harris County. The contribution will be used in accordance with the Supplemental Environmental Project Agreement between the Houston-Galveston AERCO and the Texas Commission on Environmental Quality. SEP monies will be used to aid local school districts and area transit agencies in reaching local match requirements mandated by the Federal Highway Administration's ("FHWA") Congestion Mitigation/Air Quality funding program. SEP monies will be disbursed to school districts and transit agencies in need of funding assistance in the Houston-Galveston non-attainment area. Those SEP monies will be used exclusively by the school districts and transit agencies as supplements to meet the local match requirements of the EPA. SEP monies will be used to pay for the cost of replacing older diesel buses with alternative fueled or clean diesel buses. The old buses will be permanently retired and only sold for scrap. The schools and transit agencies will also use the SEP monies to retrofit more buses to reduce emissions. Houston-Galveston AERCO will send the TCEQ verification in the form of paid invoices and other documentation to show that the retrofits were completed. Retrofit technologies include particulate matter traps, diesel particulate matter filters, NOx reduction catalyst technology in combination with diesel particulate filters, and other emission control technologies that are developed and approved by EPA or the California Air Resources Board.</p> <p>Exxon certifies that there is no prior commitment to do this project and that it is being performed solely in an effort to settle this enforcement action.</p> <p>This SEP will provide a discernible environmental benefit by reducing particulate emissions on buses by more than 90% below today's level and reducing hydrocarbons below measurement capability.</p> |        |           |          | 5,000.00  | 5,000.00  |           |
| AQ             | 30859                | THE METHODIST HOSPITAL  | 04/13/2007  | 1.00:1 | 32,000.00 | 6,400.00 | 0.00      | 25,600.00 | 25,600.00 |
|                | POLLUTION PREVENTION |                         | <p>The Respondent will contribute to Houston-Galveston AERCO's Clean Cities/Clean Vehicles Program in Harris County. The contribution will be used in accordance with the Supplemental Environmental Project Agreement between the Houston-Galveston AERCO and the Texas Commission on Environmental Quality. SEP monies will be used to aid local school districts and area transit agencies in reaching local match requirements mandated by the Federal Highway Administration's ("FHWA") Congestion Mitigation/Air Quality funding program. SEP monies will be disbursed to school districts and transit agencies in need of funding assistance in the Houston-Galveston non-attainment area. Those SEP monies will be used exclusively by the school districts and transit agencies as supplements to meet the local match requirements of the EPA. SEP monies will be used to pay for the cost of replacing older diesel buses with alternative fueled or clean diesel buses. The old buses will be permanently retired and only sold for scrap. The schools and transit agencies will also use the SEP monies to retrofit more buses to reduce emissions. Houston-Galveston AERCO will send the TCEQ verification in the form of paid invoices and other documentation to show that the retrofits were completed. Retrofit technologies include particulate matter traps, diesel particulate matter filters, NOx reduction catalyst technology in combination with diesel particulate filters, and other emission control technologies that are developed and approved by EPA or the California Air Resources Board.</p> <p>The Respondent certifies that there is no prior commitment to do this project and that it is being performed solely in an effort to settle this enforcement action.</p>  |        |           |          | 25,600.00 | 25,600.00 |           |
| AQ             | 31013                | Exxon Mobil Corporation | 04/13/2007  | 1.00:1 | 8,700.00  | 1,740.00 | 3,480.00  | 3,480.00  | 3,480.00  |

\* There are Multiple Respondent Names associated to this Case No.

## Appendix 12: List of SEP's & SEP Projects - FY 2007

### Single Program

|  |                     |  |            |           |           |      |           |           |           |  |                     |  |           |           |
|--|---------------------|--|------------|-----------|-----------|------|-----------|-----------|-----------|--|---------------------|--|-----------|-----------|
| <table border="1" style="width: 100%; border-collapse: collapse;"> <tr> <td style="width: 5%;"></td> <td style="width: 10%;">POLLUTION REDUCTION</td> <td style="width: 65%;"> <p>The Respondent will contribute to Houston-Galveston AERCO's Clean Cities/Clean Vehicles Program in Harris County. The contribution will be used in accordance with the Supplemental Environmental Project Agreement between the Houston-Galveston AERCO and the Texas Commission on Environmental Quality. SEP monies will be used to aid local school districts and area transit agencies in reaching local match requirements mandated by the Federal Highway Administration's ("FHWA") Congestion Mitigation/Air Quality funding program. SEP monies will be disbursed to school districts and transit agencies in need of funding assistance in the Houston-Galveston non-attainment area. Those SEP monies will be used exclusively by the school districts and transit agencies as supplements to meet the local match requirements of the EPA. SEP monies will be used to pay for the cost of replacing older diesel buses with alternative fueled or clean diesel buses. The old buses will be permanently retired and only sold for scrap. The schools and transit agencies will also use the SEP monies to retrofit more buses to reduce emissions. Houston-Galveston AERCO will send the TCEQ verification in the form of paid invoices and other documentation to show that the retrofits were completed. Retrofit technologies include particulate matter traps, diesel particulate matter filters, NOx reduction catalyst technology in combination with diesel particulate filters, and other emission control technologies that are developed and approved by EPA or the California Air Resources Board.</p> <p>The Respondent certifies that there is no prior commitment to do this project and that it is being performed solely in an effort to settle this enforcement action.</p> </td> <td style="width: 10%; text-align: right;">3,480.00</td> <td style="width: 10%; text-align: right;">3,480.00</td> </tr> </table> |                     |  |            |           |           |      |           |           |           |  | POLLUTION REDUCTION | <p>The Respondent will contribute to Houston-Galveston AERCO's Clean Cities/Clean Vehicles Program in Harris County. The contribution will be used in accordance with the Supplemental Environmental Project Agreement between the Houston-Galveston AERCO and the Texas Commission on Environmental Quality. SEP monies will be used to aid local school districts and area transit agencies in reaching local match requirements mandated by the Federal Highway Administration's ("FHWA") Congestion Mitigation/Air Quality funding program. SEP monies will be disbursed to school districts and transit agencies in need of funding assistance in the Houston-Galveston non-attainment area. Those SEP monies will be used exclusively by the school districts and transit agencies as supplements to meet the local match requirements of the EPA. SEP monies will be used to pay for the cost of replacing older diesel buses with alternative fueled or clean diesel buses. The old buses will be permanently retired and only sold for scrap. The schools and transit agencies will also use the SEP monies to retrofit more buses to reduce emissions. Houston-Galveston AERCO will send the TCEQ verification in the form of paid invoices and other documentation to show that the retrofits were completed. Retrofit technologies include particulate matter traps, diesel particulate matter filters, NOx reduction catalyst technology in combination with diesel particulate filters, and other emission control technologies that are developed and approved by EPA or the California Air Resources Board.</p> <p>The Respondent certifies that there is no prior commitment to do this project and that it is being performed solely in an effort to settle this enforcement action.</p> | 3,480.00  | 3,480.00  |
|  | POLLUTION REDUCTION | <p>The Respondent will contribute to Houston-Galveston AERCO's Clean Cities/Clean Vehicles Program in Harris County. The contribution will be used in accordance with the Supplemental Environmental Project Agreement between the Houston-Galveston AERCO and the Texas Commission on Environmental Quality. SEP monies will be used to aid local school districts and area transit agencies in reaching local match requirements mandated by the Federal Highway Administration's ("FHWA") Congestion Mitigation/Air Quality funding program. SEP monies will be disbursed to school districts and transit agencies in need of funding assistance in the Houston-Galveston non-attainment area. Those SEP monies will be used exclusively by the school districts and transit agencies as supplements to meet the local match requirements of the EPA. SEP monies will be used to pay for the cost of replacing older diesel buses with alternative fueled or clean diesel buses. The old buses will be permanently retired and only sold for scrap. The schools and transit agencies will also use the SEP monies to retrofit more buses to reduce emissions. Houston-Galveston AERCO will send the TCEQ verification in the form of paid invoices and other documentation to show that the retrofits were completed. Retrofit technologies include particulate matter traps, diesel particulate matter filters, NOx reduction catalyst technology in combination with diesel particulate filters, and other emission control technologies that are developed and approved by EPA or the California Air Resources Board.</p> <p>The Respondent certifies that there is no prior commitment to do this project and that it is being performed solely in an effort to settle this enforcement action.</p> | 3,480.00   | 3,480.00  |           |      |           |           |           |  |                     |  |           |           |
| AQ   | 32517               | Valero Refining-Texas, L.P.  | 07/13/2007 | 1.00:1    | 38,000.00 | 0.00 | 19,000.00 | 19,000.00 | 19,000.00 |  |                     |  |           |           |
| <table border="1" style="width: 100%; border-collapse: collapse;"> <tr> <td style="width: 5%;"></td> <td style="width: 10%;">POLLUTION REDUCTION</td> <td style="width: 65%;"> <p>The Respondent will contribute to Houston-Galveston AERCO's Clean Cities/Clean Vehicles Program in Harris County. The contribution will be used in accordance with the Supplemental Environmental Project Agreement between the Houston-Galveston AERCO and the Texas Commission on Environmental Quality. SEP monies will be used to aid local school districts and area transit agencies in reaching local match requirements mandated by the Federal Highway Administration's ("FHWA") Congestion Mitigation/Air Quality funding program. SEP monies will be disbursed to school districts and transit agencies in need of funding assistance in the Houston-Galveston non-attainment area. Those SEP monies will be used exclusively by the school districts and transit agencies as supplements to meet the local match requirements of the EPA. SEP monies will be used to pay for the cost of replacing older diesel buses with alternative fueled or clean diesel buses. The old buses will be permanently retired and only sold for scrap. The schools and transit agencies will also use the SEP monies to retrofit more buses to reduce emissions. Houston-Galveston AERCO will send the TCEQ verification in the form of paid invoices and other documentation to show that the retrofits were completed. Retrofit technologies include particulate matter traps, diesel particulate matter filters, NOx reduction catalyst technology in combination with diesel particulate filters, and other emission control technologies that are developed and approved by EPA or the California Air Resources Board.</p> </td> <td style="width: 10%; text-align: right;">19,000.00</td> <td style="width: 10%; text-align: right;">19,000.00</td> </tr> </table>  |                     |  |            |           |           |      |           |           |           |  | POLLUTION REDUCTION | <p>The Respondent will contribute to Houston-Galveston AERCO's Clean Cities/Clean Vehicles Program in Harris County. The contribution will be used in accordance with the Supplemental Environmental Project Agreement between the Houston-Galveston AERCO and the Texas Commission on Environmental Quality. SEP monies will be used to aid local school districts and area transit agencies in reaching local match requirements mandated by the Federal Highway Administration's ("FHWA") Congestion Mitigation/Air Quality funding program. SEP monies will be disbursed to school districts and transit agencies in need of funding assistance in the Houston-Galveston non-attainment area. Those SEP monies will be used exclusively by the school districts and transit agencies as supplements to meet the local match requirements of the EPA. SEP monies will be used to pay for the cost of replacing older diesel buses with alternative fueled or clean diesel buses. The old buses will be permanently retired and only sold for scrap. The schools and transit agencies will also use the SEP monies to retrofit more buses to reduce emissions. Houston-Galveston AERCO will send the TCEQ verification in the form of paid invoices and other documentation to show that the retrofits were completed. Retrofit technologies include particulate matter traps, diesel particulate matter filters, NOx reduction catalyst technology in combination with diesel particulate filters, and other emission control technologies that are developed and approved by EPA or the California Air Resources Board.</p>  | 19,000.00 | 19,000.00 |
|  | POLLUTION REDUCTION | <p>The Respondent will contribute to Houston-Galveston AERCO's Clean Cities/Clean Vehicles Program in Harris County. The contribution will be used in accordance with the Supplemental Environmental Project Agreement between the Houston-Galveston AERCO and the Texas Commission on Environmental Quality. SEP monies will be used to aid local school districts and area transit agencies in reaching local match requirements mandated by the Federal Highway Administration's ("FHWA") Congestion Mitigation/Air Quality funding program. SEP monies will be disbursed to school districts and transit agencies in need of funding assistance in the Houston-Galveston non-attainment area. Those SEP monies will be used exclusively by the school districts and transit agencies as supplements to meet the local match requirements of the EPA. SEP monies will be used to pay for the cost of replacing older diesel buses with alternative fueled or clean diesel buses. The old buses will be permanently retired and only sold for scrap. The schools and transit agencies will also use the SEP monies to retrofit more buses to reduce emissions. Houston-Galveston AERCO will send the TCEQ verification in the form of paid invoices and other documentation to show that the retrofits were completed. Retrofit technologies include particulate matter traps, diesel particulate matter filters, NOx reduction catalyst technology in combination with diesel particulate filters, and other emission control technologies that are developed and approved by EPA or the California Air Resources Board.</p>  | 19,000.00  | 19,000.00 |           |      |           |           |           |  |                     |  |           |           |
| AQ   | 31795               | Exxon Mobil Corporation  | 08/23/2007 | 1.00:1    | 10,469.00 | 0.00 | 5,235.00  | 5,234.00  | 5,234.00  |  |                     |  |           |           |

\* There are Multiple Respondent Names associated to this Case No.

## Appendix 12: List of SEP's & SEP Projects - FY 2007

### Single Program

|    |                     |  |            |        |           |           |           |           |           |
|----|---------------------|--|------------|--------|-----------|-----------|-----------|-----------|-----------|
|    | POLLUTION REDUCTION | The Respondent will contribute to Houston-Galveston AERCO's Clean Cities/Clean Vehicles Program in Harris County. The contribution will be used in accordance with the Supplemental Environmental Project Agreement between the Houston-Galveston AERCO and the Texas Commission on Environmental Quality. SEP monies will be used to aid local school districts and area transit agencies in reaching local match requirements mandated by the Federal Highway Administration's ("FHWA") Congestion Mitigation/Air Quality funding program. SEP monies will be disbursed to school districts and transit agencies in need of funding assistance in the Houston-Galveston non-attainment area. Those SEP monies will be used exclusively by the school districts and transit agencies as supplements to meet the local match requirements of the EPA. SEP monies will be used to pay for the cost of replacing older diesel buses with alternative fueled or clean diesel buses. The old buses will be permanently retired and only sold for scrap. The schools and transit agencies will also use the SEP monies to retrofit more buses to reduce emissions. Houston-Galveston AERCO will send the TCEQ verification in the form of paid invoices and other documentation to show that the retrofits were completed. Retrofit technologies include particulate matter traps, diesel particulate matter filters, NOx reduction catalyst technology in combination with diesel particulate filters, and other emission control technologies that are developed and approved by EPA or the California Air Resources Board. |            |        |           |           | 5,234.00  | 5,234.00  |           |
| AQ | 31620               | Eastman Chemical Company   | 08/10/2007 | 1.00:1 | 15,708.00 | 3,142.00  | 6,283.00  | 6,283.00  | 6,283.00  |
|    | POLLUTION REDUCTION | The Respondent will contribute to Gregg County to purchase alternative fueled equipment. The contribution will be used in accordance with the Supplemental Environmental Project Agreement between Gregg County and the Texas Commission on Environmental Quality. SEP monies will be used to purchase alternative fueled equipment such as propane powered lawn mowers, propane powered heavy equipment or alternative fueled vehicles to be used by the county instead of gasoline or diesel powered equipment. The county will also use SEP dollars to convert current gasoline powered equipment used by the county to alternative powered equipment.<br><br>The Respondent certifies that there is no prior commitment to do this project and that it is being performed solely in an effort to settle this enforcement action.   |            |        |           |           | 6,283.00  | 6,283.00  |           |
| AQ | 31470               | The BOC Group, Inc.  | 05/25/2007 | 1.00:1 | 5,320.00  | 1,064.00  | 2,128.00  | 2,128.00  | 2,128.00  |
|    | POLLUTION REDUCTION | The Respondent will contribute to Houston-Galveston AERCO's Clean Cities/Clean Vehicles Program in Harris County. The contribution will be used in accordance with the Supplemental Environmental Project Agreement between the Houston-Galveston AERCO and the Texas Commission on Environmental Quality. SEP monies will be used to aid local school districts and area transit agencies in reaching local match requirements mandated by the Federal Highway Administration's ("FHWA") Congestion Mitigation/Air Quality funding program. SEP monies will be disbursed to school districts and transit agencies in need of funding assistance in the Houston-Galveston non-attainment area. Those SEP monies will be used exclusively by the school districts and transit agencies as supplements to meet the local match requirements of the EPA. SEP monies will be used to pay for the cost of replacing older diesel buses with alternative fueled or clean diesel buses. The old buses will be permanently retired and only sold for scrap. The schools and transit agencies will also use the SEP monies to retrofit more buses to reduce emissions. Houston-Galveston AERCO will send the TCEQ verification in the form of paid invoices and other documentation to show that the retrofits were completed. Retrofit technologies include particulate matter traps, diesel particulate matter filters, NOx reduction catalyst technology in combination with diesel particulate filters, and other emission control technologies that are developed and approved by EPA or the California Air Resources Board. |            |        |           |           | 2,128.00  | 2,128.00  |           |
| AQ | 30852               | Vopak Logistics Services USA Inc.  | 05/11/2007 | 1.00:1 | 55,328.00 | 11,066.00 | 22,131.00 | 22,131.00 | 22,131.00 |

\* There are Multiple Respondent Names associated to this Case No.

## Appendix 12: List of SEP's & SEP Projects - FY 2007

### Single Program

|                     |       |  |            |        |           |          |           |           |           |
|---------------------|-------|--|------------|--------|-----------|----------|-----------|-----------|-----------|
| POLLUTION REDUCTION |       | <p>The Respondent will contribute to Houston-Galveston AERCO's Clean Cities/Clean Vehicles Program in Harris County. The contribution will be used in accordance with the Supplemental Environmental Project Agreement between the Houston-Galveston AERCO and the Texas Commission on Environmental Quality. SEP monies will be used to aid local school districts and area transit agencies in reaching local match requirements mandated by the Federal Highway Administration's ("FHWA") Congestion Mitigation/Air Quality funding program. SEP monies will be disbursed to school districts and transit agencies in need of funding assistance in the Houston-Galveston non-attainment area. Those SEP monies will be used exclusively by the school districts and transit agencies as supplements to meet the local match requirements of the EPA. SEP monies will be used to pay for the cost of replacing older diesel buses with alternative fueled or clean diesel buses. The old buses will be permanently retired and only sold for scrap. The schools and transit agencies will also use the SEP monies to retrofit more buses to reduce emissions. Houston-Galveston AERCO will send the TCEQ verification in the form of paid invoices and other documentation to show that the retrofits were completed. Retrofit technologies include particulate matter traps, diesel particulate matter filters, NOx reduction catalyst technology in combination with diesel particulate filters, and other emission control technologies that are developed and approved by EPA or the California Air Resources Board.</p> <p>The Respondent certifies that there is no prior commitment to do this project and that it is being performed solely in an effort to settle this enforcement action.</p> |            |        |           |          | 22,131.00 | 22,131.00 |           |
| AQ                  | 28456 | ExxonMobil Oil Corporation   | 09/21/2006 | 1.00:1 | 44,600.00 | 0.00     | 22,300.00 | 22,300.00 | 22,300.00 |
| POLLUTION REDUCTION |       | <p>The Respondent will contribute to Houston-Galveston AERCO's Clean Cities/Clean Vehicles Program in Harris County. The contribution will be used in accordance with the Supplemental Environmental Project Agreement between the Houston-Galveston AERCO and the Texas Commission on Environmental Quality. SEP monies will be used to aid local school districts and area transit agencies in reaching local match requirements mandated by the Federal Highway Administration's ("FHWA") Congestion Mitigation/Air Quality funding program. SEP monies will be disbursed to school districts and transit agencies in need of funding assistance in the Houston-Galveston non-attainment area. Those SEP monies will be used exclusively by the school districts and transit agencies as supplements to meet the local match requirements of the EPA. SEP monies will be used to pay for the cost of replacing older diesel buses with alternative fueled or clean diesel buses. The old buses will be permanently retired and only sold for scrap. The schools and transit agencies will also use the SEP monies to retrofit more buses to reduce emissions. Houston-Galveston AERCO will send the TCEQ verification in the form of paid invoices and other documentation to show that the retrofits were completed. Retrofit technologies include particulate matter traps, diesel particulate matter filters, NOx reduction catalyst technology in combination with diesel particulate filters, and other emission control technologies that are developed and approved by EPA or the California Air Resources Board.</p>  |            |        |           |          | 22,300.00 | 22,300.00 |           |
| AQ                  | 31229 | ExxonMobil Oil Corporation   | 06/29/2007 | 1.00:1 | 5,975.00  | 1,195.00 | 2,390.00  | 2,390.00  | 2,390.00  |

\* There are Multiple Respondent Names associated to this Case No.

## Appendix 12: List of SEP's & SEP Projects - FY 2007

### Single Program

|    |                     |  |            |          |           |          |          |          |          |
|----|---------------------|--|------------|----------|-----------|----------|----------|----------|----------|
|    | POLLUTION REDUCTION | The Respondent shall contribute to the Third-Party Recipient pursuant to the agreement between the Third-Party Recipient and the TCEQ. Specifically, the Third-Party Recipient will contribute to Jefferson County for its Retrofit/Replacement of Heavy Equipment and Vehicles with Alternative Fueled Equipment and Vehicles. Specifically, the contribution will be used to purchase alternative fueled equipment such as propane or electric powered lawn mowers, propane powered light duty and heavy equipment, and alternative fueled vehicles and retire diesel and gasoline powered equipment and vehicles. Jefferson County will also convert current equipment and vehicles to alternative fueled equipment in order to lower emissions.<br><br>All dollars contributed will be used solely for the direct cost of the project and no portion will be spent on administrative costs. The SEP will be done in accordance with all federal, state and local environmental laws and regulations.<br><br>The Respondent certifies that there is no prior commitment to make this contribution and that it is being done solely in an effort to settle this enforcement action.  | 2,390.00   | 2,390.00 |           |          |          |          |          |
| AQ | 30212               | Anthony Forest Products Company  | 02/18/2007 | 1.00:1   | 5,000.00  | 1,000.00 | 2,000.00 | 2,000.00 | 2,000.00 |
|    | CLEAN UP            | The Respondent shall contribute to the Third-Party Recipient pursuant to the agreement between the Third-Party Recipient and the TCEQ. Specifically, the contribution will be used to clean-up sites in Cass County where tires have been disposed of illegally. Eligible sites will be limited to those where a responsible party cannot be found and where reasonable efforts have been made to prevent the dumping. SEP monies will be used to pay for the direct cost of collecting and disposing of tires. All dollars contributed will be used solely for the direct cost of the project and no portion will be spent on administrative costs. The SEP will be done in accordance with all federal, state and local environmental laws and regulations.  | 2,000.00   | 2,000.00 |           |          |          |          |          |
| AQ | 31755               | Millennium Petrochemicals Inc.   | 08/10/2007 | 1.00:1   | 10,000.00 | 0.00     | 5,000.00 | 5,000.00 | 5,000.00 |
|    | POLLUTION REDUCTION | The Respondent will contribute to Houston-Galveston AERCO's Clean Cities/Clean Vehicles Program in Harris County. The contribution will be used in accordance with the Supplemental Environmental Project Agreement between the Houston-Galveston AERCO and the Texas Commission on Environmental Quality. SEP monies will be used to aid local school districts and area transit agencies in reaching local match requirements mandated by the Federal Highway Administration's ("FHWA") Congestion Mitigation/Air Quality funding program. SEP monies will be disbursed to school districts and transit agencies in need of funding assistance in the Houston-Galveston non-attainment area. Those SEP monies will be used exclusively by the school districts and transit agencies as supplements to meet the local match requirements of the EPA. SEP monies will be used to pay for the cost of replacing older diesel buses with alternative fueled or clean diesel buses. The old buses will be permanently retired and only sold for scrap. The schools and transit agencies will also use the SEP monies to retrofit more buses to reduce emissions. Houston-Galveston AERCO will send the TCEQ verification in the form of paid invoices and other documentation to show that the retrofits were completed. Retrofit technologies include particulate matter traps, diesel particulate matter filters, NOx reduction catalyst technology in combination with diesel particulate filters, and other emission control technologies that are developed and approved by EPA or the California Air Resources Board. | 5,000.00   | 5,000.00 |           |          |          |          |          |
| AQ | 29340               | Stantrans, Inc.  | 10/19/2006 | 1.00:1   | 6,700.00  | 1,340.00 | 2,680.00 | 2,680.00 | 2,680.00 |

\* There are Multiple Respondent Names associated to this Case No.

## Appendix 12: List of SEP's & SEP Projects - FY 2007

### Single Program

|  |       |                                   |            |        |           |        |           |           |           |           |           |
|--|-------|-----------------------------------|------------|--------|-----------|--------|-----------|-----------|-----------|-----------|-----------|
| <p>POLLUTION REDUCTION</p> <p>The Respondent will contribute to Houston-Galveston AERCO's Clean Cities/Clean Vehicles Program in Galveston County. The contribution will be used in accordance with the Supplemental Environmental Project Agreement between the Houston-Galveston AERCO and the Texas Commission on Environmental Quality. SEP monies will be used to aid local school districts and area transit agencies in reaching local match requirements mandated by the Federal Highway Administration's ("FHWA") Congestion Mitigation/Air Quality funding program. SEP monies will be disbursed to school districts and transit agencies in need of funding assistance in the Houston-Galveston non-attainment area. Those SEP monies will be used exclusively by the school districts and transit agencies as supplements to meet the local match requirements of the EPA. SEP monies will be used to pay for the cost of replacing older diesel buses with alternative fueled or clean diesel buses. The old buses will be permanently retired and only sold for scrap. The schools and transit agencies will also use the SEP monies to retrofit more buses to reduce emissions. Houston-Galveston AERCO will send the TCEQ verification in the form of paid invoices and other documentation to show that the retrofits were completed. Retrofit technologies include particulate matter traps, diesel particulate matter filters, NOx reduction catalyst technology in combination with diesel particulate filters, and other emission control technologies that are developed and approved by EPA or the California Air Resources Board.</p> <p>The Respondent certifies that there is no prior commitment to do this project and that it is being performed solely in an effort to settle this enforcement action.</p> |       |                                   |            |        |           |        |           |           |           | 2,680.00  | 2,680.00  |
| AQ   | 29726 | Exxon Mobil Corporation           | 07/13/2007 | 1.00:1 | 50,147.00 | 0.00   | 25,074.00 | 25,073.00 | 25,073.00 |           |           |
| <p>POLLUTION REDUCTION</p> <p>The Respondent will contribute to Houston-Galveston AERCO's Clean Cities/Clean Vehicles Program in Harris County. The contribution will be used in accordance with the Supplemental Environmental Project Agreement between the Houston-Galveston AERCO and the Texas Commission on Environmental Quality. SEP monies will be used to aid local school districts and area transit agencies in reaching local match requirements mandated by the Federal Highway Administration's ("FHWA") Congestion Mitigation/Air Quality funding program. SEP monies will be disbursed to school districts and transit agencies in need of funding assistance in the Houston-Galveston non-attainment area. Those SEP monies will be used exclusively by the school districts and transit agencies as supplements to meet the local match requirements of the EPA. SEP monies will be used to pay for the cost of replacing older diesel buses with alternative fueled or clean diesel buses. The old buses will be permanently retired and only sold for scrap. The schools and transit agencies will also use the SEP monies to retrofit more buses to reduce emissions. Houston-Galveston AERCO will send the TCEQ verification in the form of paid invoices and other documentation to show that the retrofits were completed. Retrofit technologies include particulate matter traps, diesel particulate matter filters, NOx reduction catalyst technology in combination with diesel particulate filters, and other emission control technologies that are developed and approved by EPA or the California Air Resources Board.</p>   |       |                                   |            |        |           |        |           |           |           | 25,073.00 | 25,073.00 |
| AQ   | 31459 | Stonewater Pipeline Company, L.P. | 05/25/2007 | 1.00:1 | 2,875.00  | 575.00 | 1,150.00  | 1,150.00  | 1,150.00  |           |           |

\* There are Multiple Respondent Names associated to this Case No.

## Appendix 12: List of SEP's & SEP Projects - FY 2007

### Single Program

|    |                      |   |            |           |           |          |           |           |           |
|----|----------------------|---|------------|-----------|-----------|----------|-----------|-----------|-----------|
|    | POLLUTION PREVENTION | The Respondent shall contribute to the Third-Party Recipient pursuant to the agreement between the Third-Party Recipient and the TCEQ. Specifically, the contribution will be used to plug abandoned water wells where there is no responsible party that can be identified to plug the well.<br><br>All dollars contributed will be used solely for the direct cost of the project and no portion will be spent on administrative costs. The SEP will be done in accordance with all federal, state and local environmental laws and regulations.<br><br>The Respondent certifies that there is no prior commitment to do this project and that it is being performed solely in an effort to settle this enforcement action.   | 1,150.00   | 1,150.00  |           |          |           |           |           |
| AQ | 6498                 | Texas Lime Company  | 10/02/2006 | 1.00:1    | 50,625.00 | 0.00     | 25,313.00 | 25,312.00 | 25,312.00 |
|    | CLEAN UP             | Texas Lime will contribute to the Texas Association of Resource Conservation and Development Areas, Inc. ("RC&D") for its Abandoned Tire Clean-Up project in Johnson County. The contribution will be used in accordance with the Supplemental Environmental Project Agreement between the Texas Association of Resource Conservation and Development Areas, Inc. and the Texas Commission on Environmental Quality. Specifically, the contribution will be used to clean up sites in Johnson County where tires have been disposed of illegally. Eligible sites will be limited to those where a responsible party cannot be found and where reasonable efforts have been made to prevent the dumping. SEP monies will be used to pay for the direct cost of collecting and disposing of tires. All dollars contributed will be used solely for the direct cost of the project, and no portion will be spent on administrative costs. The SEP will be done in accordance with all federal, state and local environmental laws and regulations. | 25,312.00  | 25,312.00 |           |          |           |           |           |
| AQ | 29044                | Huntsman Petrochemical Corporation  | 09/21/2006 | 1.00:1    | 19,608.00 | 0.00     | 9,804.00  | 9,804.00  | 9,804.00  |
|    | POLLUTION PREVENTION | The Respondent shall contribute to the Third-Party Recipient pursuant to the agreement between the Third-Party Recipient and the TCEQ. Specifically, funds will be used to conduct home energy audits and to assist low income residents in the West Port Arthur area by weatherizing their homes which will improve their homes' energy efficiency. SEP monies will be used to pay for the cost of caulking and insulating the homes and appliances as well as for replacing heating and cooling systems and major appliances with new, energy efficient equipment.<br><br>The Respondent certifies that there is no prior commitment to do this project and that it is being performed solely in an effort to settle this enforcement action.   | 9,804.00   | 9,804.00  |           |          |           |           |           |
| AQ | 25125                | ExxonMobil Oil Corporation  | 10/02/2006 | 1.00:1    | 26,866.00 | 5,373.00 | 10,747.00 | 10,746.00 | 10,746.00 |
|    | PUBLIC EDUCATION     | The Respondent shall contribute to the Third-Party Recipient pursuant to the agreement between the Third-Party Recipient and the TCEQ. Specifically, the contribution will be used to maintain and repair the existing Southeast Texas Regional Air Monitoring Network. The network includes seven monitoring stations located at Sabine Pass, Mauriceville, Southeast Texas Regional Airport, West Orange, Beaumont, Port Neches, and Cove School sites. SEP monies will be used to pay for the labor and materials costs associated with maintaining, repairing, and replacing the existing air monitoring stations at the seven sites.   | 10,746.00  | 10,746.00 |           |          |           |           |           |
| AQ | 31084                | ConocoPhillips Company  | 06/29/2007 | 1.00:1    | 46,416.00 | 0.00     | 23,208.00 | 23,208.00 | 23,208.00 |

\* There are Multiple Respondent Names associated to this Case No.



## Appendix 12: List of SEP's & SEP Projects - FY 2007

### Single Program

|                     |       |   |            |        |           |      |           |           |          |
|---------------------|-------|---|------------|--------|-----------|------|-----------|-----------|----------|
| CLEAN UP            |       | <p>The Respondent shall contribute to the Third-Party Recipient pursuant to the agreement between the Third-Party Recipient and the TCEQ. Specifically, the contribution will be used to coordinate with city and/or county governmental officials regarding the clean up of sites where trash has been disposed of illegally. Eligible sites will be limited to those where a responsible party can not be identified and where there is no pre-existing obligation to clean up the site by the owner or the government. Additionally, reasonable efforts must have already been taken to prevent the dumping. SEP monies will be used to pay for the direct cost of collection and disposal of debris. All dollars contributed will be used solely for the direct cost of the project and no portion will be spent on administrative costs. The SEP will be done in accordance with all federal, state and local environmental laws and regulations.</p> <p>The Respondent certifies that there is no prior commitment to do this project and that it is being performed solely in an effort to settle this enforcement action.</p>   |            |        |           |      | 23,208.00 | 23,208.00 |          |
| AQ                  | 32005 | Akzo Nobel Polymer Chemicals LLC  | 08/10/2007 | 1.00:1 | 10,000.00 | 0.00 | 5,000.00  | 5,000.00  | 5,000.00 |
| POLLUTION REDUCTION |       | <p>The Respondent will contribute to Houston-Galveston AERCO's Clean Cities/Clean Vehicles Program in Harris County. The contribution will be used in accordance with the Supplemental Environmental Project Agreement between the Houston-Galveston AERCO and the Texas Commission on Environmental Quality. SEP monies will be used to aid local school districts and area transit agencies in reaching local match requirements mandated by the Federal Highway Administration's ("FHWA") Congestion Mitigation/Air Quality funding program. SEP monies will be disbursed to school districts and transit agencies in need of funding assistance in the Houston-Galveston non-attainment area. Those SEP monies will be used exclusively by the school districts and transit agencies as supplements to meet the local match requirements of the EPA. SEP monies will be used to pay for the cost of replacing older diesel buses with alternative fueled or clean diesel buses. The old buses will be permanently retired and only sold for scrap. The schools and transit agencies will also use the SEP monies to retrofit more buses to reduce emissions. Houston-Galveston AERCO will send the TCEQ verification in the form of paid invoices and other documentation to show that the retrofits were completed. Retrofit technologies include particulate matter traps, diesel particulate matter filters, NOx reduction catalyst technology in combination with diesel particulate filters, and other emission control technologies that are developed and approved by EPA or the California Air Resources Board.</p> |            |        |           |      | 5,000.00  | 5,000.00  |          |
| AQ                  | 30623 | Exxon Mobil Corporation   | 06/29/2007 | 1.00:1 | 10,000.00 | 0.00 | 5,000.00  | 5,000.00  | 5,000.00 |

\* There are Multiple Respondent Names associated to this Case No.

## Appendix 12: List of SEP's & SEP Projects - FY 2007

### Single Program

|   |       |                                 |            |        |           |          |           |           |           |           |           |
|---|-------|---------------------------------|------------|--------|-----------|----------|-----------|-----------|-----------|-----------|-----------|
| <p>POLLUTION REDUCTION</p> <p>The Respondent will contribute to Houston-Galveston AERCO's Clean Cities/Clean Vehicles Program in Harris County. The contribution will be used in accordance with the Supplemental Environmental Project Agreement between the Houston-Galveston AERCO and the Texas Commission on Environmental Quality. SEP monies will be used to aid local school districts and area transit agencies in reaching local match requirements mandated by the Federal Highway Administration's ("FHWA") Congestion Mitigation/Air Quality funding program. SEP monies will be disbursed to school districts and transit agencies in need of funding assistance in the Houston-Galveston non-attainment area. Those SEP monies will be used exclusively by the school districts and transit agencies as supplements to meet the local match requirements of the EPA. SEP monies will be used to pay for the cost of replacing older diesel buses with alternative fueled or clean diesel buses. The old buses will be permanently retired and only sold for scrap. The schools and transit agencies will also use the SEP monies to retrofit more buses to reduce emissions. Houston-Galveston AERCO will send the TCEQ verification in the form of paid invoices and other documentation to show that the retrofits were completed. Retrofit technologies include particulate matter traps, diesel particulate matter filters, NOx reduction catalyst technology in combination with diesel particulate filters, and other emission control technologies that are developed and approved by EPA or the California Air Resources Board.</p> <p>The Respondent certifies that there is no prior commitment to do this project and that it is being performed solely in an effort to settle this enforcement action.</p> |       |                                 |            |        |           |          |           |           |           | 5,000.00  | 5,000.00  |
| AQ  | 31236 | ExxonMobil Oil Corporation      | 05/25/2007 | 1.00:1 | 23,175.00 | 4,635.00 | 9,270.00  | 9,270.00  | 9,270.00  |           |           |
| <p>POLLUTION REDUCTION</p> <p>The Respondent shall contribute to the Third-Party Recipient pursuant to the agreement between the Third-Party Recipient and the TCEQ. Specifically, the Third-Party Recipient will contribute to Jefferson County for its Retrofit/Replacement of Heavy Equipment and Vehicles with Alternative Fueled Equipment and Vehicles. Specifically, the contribution will be used to purchase alternative fueled equipment such as propane or electric powered lawn mowers, propane powered light duty and heavy equipment, and alternative fueled vehicles and retire diesel and gasoline powered equipment and vehicles. Jefferson County will also convert current equipment and vehicles to alternative fueled equipment in order to lower emissions.</p> <p>All dollars contributed will be used solely for the direct cost of the project and no portion will be spent on administrative costs. The SEP will be done in accordance with all federal, state and local environmental laws and regulations.</p>  |       |                                 |            |        |           |          |           |           |           | 9,270.00  | 9,270.00  |
| AQ  | 20721 | Union Oil Company of California | 12/22/2006 | 1.00:1 | 79,820.00 | 0.00     | 39,910.00 | 39,910.00 | 39,910.00 |           |           |
| <p>POLLUTION REDUCTION</p> <p>The Respondent shall contribute to the Third-Party Recipient pursuant to the agreement between the Third-Party Recipient and the TCEQ. Specifically, the contribution will be used to maintain and repair the existing Southeast Texas Regional Air Monitoring Network. The network includes seven monitoring stations located at Sabine Pass, Mauriceville, Southeast Texas Regional Airport, West Orange, Beaumont, Port Neches, and Cove School sites. SEP monies will be used to pay for the labor and materials costs associated with maintaining, repairing, and replacing the existing air monitoring stations at the seven sites.</p>   |       |                                 |            |        |           |          |           |           |           | 39,910.00 | 39,910.00 |
| AQ  | 29037 | Exxon Mobil Corporation         | 11/03/2006 | 1.00:1 | 20,000.00 | 0.00     | 10,000.00 | 10,000.00 | 10,000.00 |           |           |

\* There are Multiple Respondent Names associated to this Case No.

## Appendix 12: List of SEP's & SEP Projects - FY 2007

### Single Program

|                     |       |  |            |        |           |          |           |           |          |
|---------------------|-------|--|------------|--------|-----------|----------|-----------|-----------|----------|
| POLLUTION REDUCTION |       | <p>The Respondent will contribute to Houston-Galveston AERCO's Clean Cities/Clean Vehicles Program in Harris County. The contribution will be used in accordance with the Supplemental Environmental Project Agreement between the Houston-Galveston AERCO and the Texas Commission on Environmental Quality. SEP monies will be used to aid local school districts and area transit agencies in reaching local match requirements mandated by the Federal Highway Administration's ("FHWA") Congestion Mitigation/Air Quality funding program. SEP monies will be disbursed to school districts and transit agencies in need of funding assistance in the Houston-Galveston non-attainment area. Those SEP monies will be used exclusively by the school districts and transit agencies as supplements to meet the local match requirements of the EPA. SEP monies will be used to pay for the cost of replacing older diesel buses with alternative fueled or clean diesel buses. The old buses will be permanently retired and only sold for scrap. The schools and transit agencies will also use the SEP monies to retrofit more buses to reduce emissions. Houston-Galveston AERCO will send the TCEQ verification in the form of paid invoices and other documentation to show that the retrofits were completed. Retrofit technologies include particulate matter traps, diesel particulate matter filters, NOx reduction catalyst technology in combination with diesel particulate filters, and other emission control technologies that are developed and approved by EPA or the California Air Resources Board.</p> <p>The Respondent certifies that there is no prior commitment to do this project and that it is being performed solely in an effort to settle this enforcement action.</p> |            |        |           |          | 10,000.00 | 10,000.00 |          |
| AQ                  | 30712 | Equistar Chemicals, LP   | 04/13/2007 | 1.00:1 | 9,750.00  | 1,950.00 | 3,900.00  | 3,900.00  | 3,900.00 |
| CLEAN UP            |       | <p>The Respondent shall contribute the SEP Amount to the Third-Party Recipient pursuant to the agreement between the Third-Party Recipient and the TCEQ. Specifically, the contribution will be used to cleanup unauthorized dump sites, recycle materials when feasible, and properly dispose of all waste. Eligible sites will be limited to those where a responsible party cannot be found or is unable to clean the site and where reasonable efforts have been made to prevent the dumping.</p> <p>SEP monies will be used for the direct cost of collection and disposal of waste. No SEP monies will be spent on administrative costs.</p> <p>The Respondent certifies that there is no prior commitment to do this project and that it is being performed solely in an effort to settle this enforcement action.</p>  |            |        |           |          | 3,900.00  | 3,900.00  |          |
| AQ                  | 29273 | Millennium Petrochemicals Inc.   | 11/03/2006 | 1.00:1 | 16,050.00 | 3,210.00 | 6,420.00  | 6,420.00  | 6,420.00 |

\* There are Multiple Respondent Names associated to this Case No.

## Appendix 12: List of SEP's & SEP Projects - FY 2007

### Single Program

|                     |       |                                    |   |        |           |          |           |           |           |
|---------------------|-------|------------------------------------|---|--------|-----------|----------|-----------|-----------|-----------|
| POLLUTION REDUCTION |       |                                    | <p>The Respondent will contribute to Houston-Galveston AERCO's Clean Cities/Clean Vehicles Program in Harris County. The contribution will be used in accordance with the Supplemental Environmental Project Agreement between the Houston-Galveston AERCO and the Texas Commission on Environmental Quality. SEP monies will be used to aid local school districts and area transit agencies in reaching local match requirements mandated by the Federal Highway Administration's ("FHWA") Congestion Mitigation/Air Quality funding program. SEP monies will be disbursed to school districts and transit agencies in need of funding assistance in the Houston-Galveston non-attainment area. Those SEP monies will be used exclusively by the school districts and transit agencies as supplements to meet the local match requirements of the EPA. SEP monies will be used to pay for the cost of replacing older diesel buses with alternative fueled or clean diesel buses. The old buses will be permanently retired and only sold for scrap. The schools and transit agencies will also use the SEP monies to retrofit more buses to reduce emissions. Houston-Galveston AERCO will send the TCEQ verification in the form of paid invoices and other documentation to show that the retrofits were completed. Retrofit technologies include particulate matter traps, diesel particulate matter filters, NOx reduction catalyst technology in combination with diesel particulate filters, and other emission control technologies that are developed and approved by EPA or the California Air Resources Board.</p> <p>The Respondent certifies that there is no prior commitment to do this project and that it is being performed solely in an effort to settle this enforcement action.</p> <p>This SEP will provide a discernible environmental benefit by reducing particulate emissions on buses by more than 90% below today's level and reducing hydrocarbons below measurement capability.</p> |        |           |          |           | 6,420.00  | 6,420.00  |
| AQ                  | 32872 | The Goodyear Tire & Rubber Company | 08/10/2007  | 1.00:1 | 11,856.00 | 2,371.00 | 4,743.00  | 4,742.00  | 4,742.00  |
| POLLUTION REDUCTION |       |                                    | <p>The Respondent will contribute to Houston-Galveston AERCO's Clean Cities/Clean Vehicles Program in Harris County. The contribution will be used in accordance with the Supplemental Environmental Project Agreement between the Houston-Galveston AERCO and the Texas Commission on Environmental Quality. SEP monies will be used to aid local school districts and area transit agencies in reaching local match requirements mandated by the Federal Highway Administration's ("FHWA") Congestion Mitigation/Air Quality funding program. SEP monies will be disbursed to school districts and transit agencies in need of funding assistance in the Houston-Galveston non-attainment area. Those SEP monies will be used exclusively by the school districts and transit agencies as supplements to meet the local match requirements of the EPA. SEP monies will be used to pay for the cost of replacing older diesel buses with alternative fueled or clean diesel buses. The old buses will be permanently retired and only sold for scrap. The schools and transit agencies will also use the SEP monies to retrofit more buses to reduce emissions. Houston-Galveston AERCO will send the TCEQ verification in the form of paid invoices and other documentation to show that the retrofits were completed. Retrofit technologies include particulate matter traps, diesel particulate matter filters, NOx reduction catalyst technology in combination with diesel particulate filters, and other emission control technologies that are developed and approved by EPA or the California Air Resources Board.</p>   |        |           |          |           | 4,742.00  | 4,742.00  |
| AQ                  | 31581 | Equistar Chemicals, LP             | 08/10/2007  | 1.00:1 | 28,775.00 | 5,755.00 | 11,510.00 | 11,510.00 | 11,510.00 |

\* There are Multiple Respondent Names associated to this Case No.

## Appendix 12: List of SEP's & SEP Projects - FY 2007

### Single Program

|    |                      |  |            |           |           |           |           |           |           |
|----|----------------------|--|------------|-----------|-----------|-----------|-----------|-----------|-----------|
|    | POLLUTION REDUCTION  | The Respondent will contribute to Houston-Galveston AERCO's Clean Cities/Clean Vehicles Program in Harris County. The contribution will be used in accordance with the Supplemental Environmental Project Agreement between the Houston-Galveston AERCO and the Texas Commission on Environmental Quality. SEP monies will be used to aid local school districts and area transit agencies in reaching local match requirements mandated by the Federal Highway Administration's ("FHWA") Congestion Mitigation/Air Quality funding program. SEP monies will be disbursed to school districts and transit agencies in need of funding assistance in the Houston-Galveston non-attainment area. Those SEP monies will be used exclusively by the school districts and transit agencies as supplements to meet the local match requirements of the EPA. SEP monies will be used to pay for the cost of replacing older diesel buses with alternative fueled or clean diesel buses. The old buses will be permanently retired and only sold for scrap. The schools and transit agencies will also use the SEP monies to retrofit more buses to reduce emissions. Houston-Galveston AERCO will send the TCEQ verification in the form of paid invoices and other documentation to show that the retrofits were completed. Retrofit technologies include particulate matter traps, diesel particulate matter filters, NOx reduction catalyst technology in combination with diesel particulate filters, and other emission control technologies that are developed and approved by EPA or the California Air Resources Board. | 11,510.00  | 11,510.00 |           |           |           |           |           |
| AQ | 28708                | Alcoa, Inc.  | 11/03/2006 | 1.00:1    | 90,000.00 | 18,000.00 | 36,000.00 | 36,000.00 | 36,000.00 |
|    | CLEAN UP             | The Respondent shall contribute to the Third-Party Recipient pursuant to the agreement between the Third-Party Recipient and the TCEQ. Specifically, the Third-Party Recipient will coordinate with city and/or county governmental officials regarding the clean up of sites where trash has been disposed of illegally. Eligible sites will be limited to those where a responsible party can not be identified and where there is no pre-existing obligation to clean up the site by the owner or the government. Additionally, reasonable efforts must have already been taken to prevent the dumping. SEP monies will be used to pay for the direct cost of collection and disposal of debris. All dollars contributed will be used solely for the direct cost of the project and no portion will be spent on administrative costs. The SEP will be done in accordance with all federal, state and local environmental laws and regulations.<br><br>The Respondent certifies that there is no prior commitment to do this project and that it is being performed solely in an effort to settle this enforcement action.   | 36,000.00  | 36,000.00 |           |           |           |           |           |
| AQ | 5904                 | City of Coleman  | 03/05/2007 | 1.00:1    | 9,115.00  | 0.00      | 0.00      | 9,115.00  | 9,115.00  |
|    | POLLUTION PREVENTION | The City of Coleman will extend the city's main sewer line to the King Addison subdivision, which is a low-income neighborhood. SEP monies will be used to pay for the cost of extending the main line and connecting six households, which are presently connected to failing on-site septic system, to the main line at no cost to the recipient. The failing on-site septic systems will be properly abandoned. The city is not required to extend the main line to this low-income neighborhood or to connect the low-income recipient. The SEP will be performed in accordance with all federal, state and local environmental laws and regulations. The city will use SEP monies to pay for the direct cost of implementing the project, and no portion will be spent on administrative costs.<br><br>The City of Coleman certifies that there is no prior commitment to do this project and that it is being performed solely in an effort to settle this enforcement action.<br><br>This SEP will provide a discernible environmental benefit by decreasing the potential for illegal discharges of raw, untreated sewage into the surface and ground water.   | 9,115.00   | 9,115.00  |           |           |           |           |           |
| AQ | 31466                | Penreco Partnership  | 08/10/2007 | 1.00:1    | 68,586.00 | 13,717.00 | 27,435.00 | 27,434.00 | 27,434.00 |

\* There are Multiple Respondent Names associated to this Case No.

## Appendix 12: List of SEP's & SEP Projects - FY 2007

### Single Program

|                     |       |   |            |           |           |          |           |           |           |
|---------------------|-------|---|------------|-----------|-----------|----------|-----------|-----------|-----------|
| POLLUTION REDUCTION |       | The Respondent will contribute to Houston-Galveston AERCO's Clean Cities/Clean Vehicles Program in Galveston County. The contribution will be used in accordance with the Supplemental Environmental Project Agreement between the Houston-Galveston AERCO and the Texas Commission on Environmental Quality. SEP monies will be used to aid local school districts and area transit agencies in reaching local match requirements mandated by the Federal Highway Administration's ("FHWA") Congestion Mitigation/Air Quality funding program. SEP monies will be disbursed to school districts and transit agencies in need of funding assistance in the Houston-Galveston non-attainment area. Those SEP monies will be used exclusively by the school districts and transit agencies as supplements to meet the local match requirements of the EPA. SEP monies will be used to pay for the cost of replacing older diesel buses with alternative fueled or clean diesel buses. The old buses will be permanently retired and only sold for scrap. The schools and transit agencies will also use the SEP monies to retrofit more buses to reduce emissions. Houston-Galveston AERCO will send the TCEQ verification in the form of paid invoices and other documentation to show that the retrofits were completed. Retrofit technologies include particulate matter traps, diesel particulate matter filters, NOx reduction catalyst technology in combination with diesel particulate filters, and other emission control technologies that are developed and approved by EPA or the California Air Resources Board. | 27,434.00  | 27,434.00 |           |          |           |           |           |
| AQ                  | 32900 | Texas Petrochemicals LP   | 08/31/2007 | 1.00:1    | 20,000.00 | 4,000.00 | 8,000.00  | 8,000.00  | 8,000.00  |
| POLLUTION REDUCTION |       | The Respondent will contribute to Houston-Galveston AERCO's Clean Cities/Clean Vehicles Program in Harris County. The contribution will be used in accordance with the Supplemental Environmental Project Agreement between the Houston-Galveston AERCO and the Texas Commission on Environmental Quality. SEP monies will be used to aid local school districts and area transit agencies in reaching local match requirements mandated by the Federal Highway Administration's ("FHWA") Congestion Mitigation/Air Quality funding program. SEP monies will be disbursed to school districts and transit agencies in need of funding assistance in the Houston-Galveston non-attainment area. Those SEP monies will be used exclusively by the school districts and transit agencies as supplements to meet the local match requirements of the EPA. SEP monies will be used to pay for the cost of replacing older diesel buses with alternative fueled or clean diesel buses. The old buses will be permanently retired and only sold for scrap. The schools and transit agencies will also use the SEP monies to retrofit more buses to reduce emissions. Houston-Galveston AERCO will send the TCEQ verification in the form of paid invoices and other documentation to show that the retrofits were completed. Retrofit technologies include particulate matter traps, diesel particulate matter filters, NOx reduction catalyst technology in combination with diesel particulate filters, and other emission control technologies that are developed and approved by EPA or the California Air Resources Board.    | 8,000.00   | 8,000.00  |           |          |           |           |           |
| AQ                  | 33030 | Houston Refining LP   | 08/10/2007 | 1.00:1    | 50,453.00 | 0.00     | 25,227.00 | 25,226.00 | 25,226.00 |

\* There are Multiple Respondent Names associated to this Case No.

## Appendix 12: List of SEP's & SEP Projects - FY 2007

### Single Program

|    |                           |  |            |        |           |        |           |           |           |
|----|---------------------------|--|------------|--------|-----------|--------|-----------|-----------|-----------|
|    | POLLUTION REDUCTION       | The Respondent will contribute to Houston-Galveston AERCO's Clean Cities/Clean Vehicles Program in Harris County. The contribution will be used in accordance with the Supplemental Environmental Project Agreement between the Houston-Galveston AERCO and the Texas Commission on Environmental Quality. SEP monies will be used to aid local school districts and area transit agencies in reaching local match requirements mandated by the Federal Highway Administration's ("FHWA") Congestion Mitigation/Air Quality funding program. SEP monies will be disbursed to school districts and transit agencies in need of funding assistance in the Houston-Galveston non-attainment area. Those SEP monies will be used exclusively by the school districts and transit agencies as supplements to meet the local match requirements of the EPA. SEP monies will be used to pay for the cost of replacing older diesel buses with alternative fueled or clean diesel buses. The old buses will be permanently retired and only sold for scrap. The schools and transit agencies will also use the SEP monies to retrofit more buses to reduce emissions. Houston-Galveston AERCO will send the TCEQ verification in the form of paid invoices and other documentation to show that the retrofits were completed. Retrofit technologies include particulate matter traps, diesel particulate matter filters, NOx reduction catalyst technology in combination with diesel particulate filters, and other emission control technologies that are developed and approved by EPA or the California Air Resources Board. |            |        |           |        | 25,226.00 | 25,226.00 |           |
| AQ | 22342                     | Sherwin Alumina, L.P.  | 08/10/2007 | 1.00:1 | 20,488.00 | 0.00   | 10,244.00 | 10,244.00 | 10,244.00 |
|    | POLLUTION PREVENTION      | The Respondent will contribute to The University of Texas' Corpus Christi Air Monitoring and Surveillance Camera Installation and Operation in Nueces County. The contribution will be used in accordance with the Supplemental Environmental Project Agreement between the University of Texas and the Texas Commission on Environmental Quality. The University of Texas will install, maintain, and operate an air monitoring and surveillance camera network along the Corpus Christi ship channel to record the concentrations of specific air pollutants along the industrial area. At least seven air monitoring stations and two surveillance cameras will be installed along the ship channel. The air monitoring stations will record concentrations of hydrogen sulfide, (total reduced sulfur), sulfur dioxide and volatile organic compounds including benzene and meteorological data. Data and images obtained from the monitors will be made available to the public via the TCEQ website as soon as possible after it becomes available electronically, depending on the type on monitor.   |            |        |           |        | 10,244.00 | 10,244.00 |           |
| AQ | 30091                     | Coletto Creek Power LP   | 05/25/2007 | 1.00:1 | 2,400.00  | 480.00 | 960.00    | 960.00    | 960.00    |
|    | ENVIRONMENTAL ENHANCEMENT | The Respondent shall contribute to the Third-Party Recipient pursuant to the agreement between the Third-Party Recipient and the TCEQ. Specifically, the contribution will improve and maintain the wetland habitat of the Myrtle Foester-Whitmire Unit ("Unit") of the Aransas National Wildlife Refuge for waterfowl and shorebirds. This cooperative program will provide a more reliable supply of water and improve the efficiency of the delivery of freshwater to and within the unit. The area has been known to hold 18% of the wintering waterfowl on the Texas Gulf Coast. Nearly every waterfowl species using the Central Flyway will benefit from this project by providing high value wintering habitat.  |            |        |           |        | 960.00    | 960.00    |           |
| AQ | 29725                     | ExxonMobil Oil Corporation   | 01/26/2007 | 1.00:1 | 20,724.00 | 0.00   | 10,362.00 | 10,362.00 | 10,362.00 |

\* There are Multiple Respondent Names associated to this Case No.

## Appendix 12: List of SEP's & SEP Projects - FY 2007

### Single Program

|                     |       |  |            |           |           |        |           |           |           |
|---------------------|-------|--|------------|-----------|-----------|--------|-----------|-----------|-----------|
| POLLUTION REDUCTION |       | <p>The Respondent will contribute to Houston-Galveston AERCO's Clean Cities/Clean Vehicles Program in Harris County. The contribution will be used in accordance with the Supplemental Environmental Project Agreement between the Houston-Galveston AERCO and the Texas Commission on Environmental Quality. SEP monies will be used to aid local school districts and area transit agencies in reaching local match requirements mandated by the Federal Highway Administration's ("FHWA") Congestion Mitigation/Air Quality funding program. SEP monies will be disbursed to school districts and transit agencies in need of funding assistance in the Houston-Galveston non-attainment area. Those SEP monies will be used exclusively by the school districts and transit agencies as supplements to meet the local match requirements of the EPA. SEP monies will be used to pay for the cost of replacing older diesel buses with alternative fueled or clean diesel buses. The old buses will be permanently retired and only sold for scrap. The schools and transit agencies will also use the SEP monies to retrofit more buses to reduce emissions. Houston-Galveston AERCO will send the TCEQ verification in the form of paid invoices and other documentation to show that the retrofits were completed. Retrofit technologies include particulate matter traps, diesel particulate matter filters, NOx reduction catalyst technology in combination with diesel particulate filters, and other emission control technologies that are developed and approved by EPA or the California Air Resources Board.</p> <p>The Respondent certifies that there is no prior commitment to do this project and that it is being performed solely in an effort to settle this enforcement action.</p> | 10,362.00  | 10,362.00 |           |        |           |           |           |
| AQ                  | 30810 | Exxon Mobil Corporation  | 05/25/2007 | 1.00:1    | 20,000.00 | 0.00   | 10,000.00 | 10,000.00 | 10,000.00 |
| POLLUTION REDUCTION |       | <p>The Respondent will contribute to Houston-Galveston AERCO's Clean Cities/Clean Vehicles Program in Harris County. The contribution will be used in accordance with the Supplemental Environmental Project Agreement between the Houston-Galveston AERCO and the Texas Commission on Environmental Quality. SEP monies will be used to aid local school districts and area transit agencies in reaching local match requirements mandated by the Federal Highway Administration's ("FHWA") Congestion Mitigation/Air Quality funding program. SEP monies will be disbursed to school districts and transit agencies in need of funding assistance in the Houston-Galveston non-attainment area. Those SEP monies will be used exclusively by the school districts and transit agencies as supplements to meet the local match requirements of the EPA. SEP monies will be used to pay for the cost of replacing older diesel buses with alternative fueled or clean diesel buses. The old buses will be permanently retired and only sold for scrap. The schools and transit agencies will also use the SEP monies to retrofit more buses to reduce emissions. Houston-Galveston AERCO will send the TCEQ verification in the form of paid invoices and other documentation to show that the retrofits were completed. Retrofit technologies include particulate matter traps, diesel particulate matter filters, NOx reduction catalyst technology in combination with diesel particulate filters, and other emission control technologies that are developed and approved by EPA or the California Air Resources Board.</p> <p>The Respondent certifies that there is no prior commitment to do this project and that it is being performed solely in an effort to settle this enforcement action.</p> | 10,000.00  | 10,000.00 |           |        |           |           |           |
| AQ                  | 31797 | Exxon Mobil Corporation  | 08/10/2007 | 1.00:1    | 4,575.00  | 915.00 | 1,830.00  | 1,830.00  | 1,830.00  |

\* There are Multiple Respondent Names associated to this Case No.



## Appendix 12: List of SEP's & SEP Projects - FY 2007

### Single Program

|    |                           |  |            |        |           |          |          |           |           |
|----|---------------------------|--|------------|--------|-----------|----------|----------|-----------|-----------|
|    | POLLUTION REDUCTION       | The Respondent will contribute to Houston-Galveston AERCO's Clean Cities/Clean Vehicles Program in Harris County. The contribution will be used in accordance with the Supplemental Environmental Project Agreement between the Houston-Galveston AERCO and the Texas Commission on Environmental Quality. SEP monies will be used to aid local school districts and area transit agencies in reaching local match requirements mandated by the Federal Highway Administration's ("FHWA") Congestion Mitigation/Air Quality funding program. SEP monies will be disbursed to school districts and transit agencies in need of funding assistance in the Houston-Galveston non-attainment area. Those SEP monies will be used exclusively by the school districts and transit agencies as supplements to meet the local match requirements of the EPA. SEP monies will be used to pay for the cost of replacing older diesel buses with alternative fueled or clean diesel buses. The old buses will be permanently retired and only sold for scrap. The schools and transit agencies will also use the SEP monies to retrofit more buses to reduce emissions. Houston-Galveston AERCO will send the TCEQ verification in the form of paid invoices and other documentation to show that the retrofits were completed. Retrofit technologies include particulate matter traps, diesel particulate matter filters, NOx reduction catalyst technology in combination with diesel particulate filters, and other emission control technologies that are developed and approved by EPA or the California Air Resources Board. |            |        |           |          | 1,830.00 | 1,830.00  |           |
| AQ | 30590                     | PD Glycol LP   | 04/26/2007 | 1.00:1 | 10,575.00 | 2,115.00 | 4,230.00 | 4,230.00  | 4,230.00  |
|    | POLLUTION REDUCTION       | The Respondent shall contribute the SEP Amount to the Third-Party Recipient pursuant to the agreement between the Third-Party Recipient and the TCEQ. Specifically, the contribution will be used to maintain and repair the existing Southeast Texas Regional Air Monitoring Network. The network includes seven monitoring stations located at Sabine Pass, Mauriceville, Southeast Texas Regional Airport, West Orange, Beaumont, Port Neches, and Cove School sites. SEP monies will be used to pay for the labor and materials costs associated with maintaining, repairing, and replacing the existing air monitoring stations at the seven sites.<br><br>The Respondent certifies that there is no prior commitment to do this project and that it is being performed solely in an effort to settle this enforcement action.  |            |        |           |          | 4,230.00 | 4,230.00  |           |
| AQ | 30898                     | Chambers County  | 07/13/2007 | 1.00:1 | 4,950.00  | 990.00   | 0.00     | 3,960.00  | 3,960.00  |
|    | ENVIRONMENTAL ENHANCEMENT | The Respondent will contribute to Galveston Bay Restoration "Marsh Mania" in Chambers County. The contribution will be used in accordance with the Supplemental Environmental Project Agreement between the Galveston Bay Foundation and the Texas Commission on Environmental Quality. SEP monies will be used to restore shoreline elevations, growing plants for shoreline restoration, and planting new habitat. Historic subsidence and erosion have resulted in shoreline elevations which are too low to support vegetation. This project will seek to raise elevations by scraping and terracing. Scraping involves the use of earthmoving equipment to grade an eroded, bluff-like shoreline so that it slopes gradually towards the water resulting in the ability of plant growth. Terracing uses earthmoving equipment to create small levees by burrowing and stacking sediment in shallow water. The high elevation can then be planted with emergent vegetation. SEP monies will be used to pay for the direct costs of the implementation of the project, including material, equipment, and labor costs.  |            |        |           |          | 3,960.00 | 3,960.00  |           |
| AQ | 28789                     | Texas A&M University   | 10/02/2006 | 1.00:1 | 22,275.00 | 4,455.00 | 0.00     | 17,820.00 | 17,820.00 |

\* There are Multiple Respondent Names associated to this Case No.

## Appendix 12: List of SEP's & SEP Projects - FY 2007

### Single Program

|                      |       |  |            |        |           |      |           |           |           |
|----------------------|-------|--|------------|--------|-----------|------|-----------|-----------|-----------|
| POLLUTION PREVENTION |       | <p>The Respondent shall contribute to the Third-Party Recipient pursuant to the agreement between the Third-Party Recipient and the TCEQ. Specifically, the contribution will be used to provide low income rural homeowners with assistance to enable the repair or replacement of their failing on-site wastewater systems. SEP monies will be used to pay for the labor and materials costs related to repairing or replacing the failing systems. The recipients will not be charged for the cost of replacing or repairing the failing systems.</p> <p>The Respondent certifies that there is no prior commitment to do this project and that it is being performed solely in an effort to settle this enforcement action.</p>  |            |        |           |      | 17,820.00 | 17,820.00 |           |
| AQ                   | 32062 | Equistar Chemicals, LP   | 08/31/2007 | 1.00:1 | 80,191.00 | 0.00 | 40,096.00 | 40,095.00 | 40,095.00 |
| POLLUTION REDUCTION  |       | <p>The Respondent will contribute to Houston-Galveston AERCO's Clean Cities/Clean Vehicles Program in Harris County. The contribution will be used in accordance with the Supplemental Environmental Project Agreement between the Houston-Galveston AERCO and the Texas Commission on Environmental Quality. SEP monies will be used to aid local school districts and area transit agencies in reaching local match requirements mandated by the Federal Highway Administration's ("FHWA") Congestion Mitigation/Air Quality funding program. SEP monies will be disbursed to school districts and transit agencies in need of funding assistance in the Houston-Galveston non-attainment area. Those SEP monies will be used exclusively by the school districts and transit agencies as supplements to meet the local match requirements of the EPA. SEP monies will be used to pay for the cost of replacing older diesel buses with alternative fueled or clean diesel buses. The old buses will be permanently retired and only sold for scrap. The schools and transit agencies will also use the SEP monies to retrofit more buses to reduce emissions. Houston-Galveston AERCO will send the TCEQ verification in the form of paid invoices and other documentation to show that the retrofits were completed. Retrofit technologies include particulate matter traps, diesel particulate matter filters, NOx reduction catalyst technology in combination with diesel particulate filters, and other emission control technologies that are developed and approved by EPA or the California Air Resources Board.</p>  |            |        |           |      | 40,095.00 | 40,095.00 |           |
| AQ                   | 29349 | Equistar Chemicals, LP   | 12/02/2006 | 1.00:1 | 8,425.00  | 0.00 | 4,213.00  | 4,212.00  | 4,212.00  |
| POLLUTION REDUCTION  |       | <p>The Respondent will contribute to Houston-Galveston AERCO's Clean Cities/Clean Vehicles Program in Harris County. The contribution will be used in accordance with the Supplemental Environmental Project Agreement between the Houston-Galveston AERCO and the Texas Commission on Environmental Quality. SEP monies will be used to aid local school districts and area transit agencies in reaching local match requirements mandated by the Federal Highway Administration's ("FHWA") Congestion Mitigation/Air Quality funding program. SEP monies will be disbursed to school districts and transit agencies in need of funding assistance in the Houston-Galveston non-attainment area. Those SEP monies will be used exclusively by the school districts and transit agencies as supplements to meet the local match requirements of the EPA. SEP monies will be used to pay for the cost of replacing older diesel buses with alternative fueled or clean diesel buses. The old buses will be permanently retired and only sold for scrap. The schools and transit agencies will also use the SEP monies to retrofit more buses to reduce emissions. Houston-Galveston AERCO will send the TCEQ verification in the form of paid invoices and other documentation to show that the retrofits were completed. Retrofit technologies include particulate matter traps, diesel particulate matter filters, NOx reduction catalyst technology in combination with diesel particulate filters, and other emission control technologies that are developed and approved by EPA or the California Air Resources Board.</p> <p>The Respondent certifies that there is no prior commitment to do this project and that it is being performed solely in an effort to settle this enforcement action.</p> |            |        |           |      | 4,212.00  | 4,212.00  |           |

\* There are Multiple Respondent Names associated to this Case No.

## Appendix 12: List of SEP's & SEP Projects - FY 2007

### Single Program

|    |       |                                 |  |        |            |          |           |           |           |
|----|-------|---------------------------------|--|--------|------------|----------|-----------|-----------|-----------|
| AQ | 29615 | DCP Midstream, LP               | 10/19/2006   | 1.00:1 | 12,200.00  | 2,440.00 | 4,880.00  | 4,880.00  | 4,880.00  |
|    |       | POLLUTION PREVENTION            | <p>The Respondent shall contribute to the Third-Party Recipient pursuant to the agreement between the Third-Party Recipient and the TCEQ. Specifically, the contribution will be used to provide low income rural homeowners with assistance to enable the repair or replacement of their failing on-site wastewater systems. SEP monies will be used to pay for the labor and materials costs related to repairing or replacing the failing systems. The recipients will not be charged for the cost of replacing or repairing the failing systems.</p> <p>The Respondent certifies that there is no prior commitment to do this project and that it is being performed solely in an effort to settle this enforcement action.</p>  |        |            |          |           | 4,880.00  | 4,880.00  |
| AQ | 31280 | ExxonMobil Oil Corporation      | 05/25/2007   | 1.00:1 | 5,975.00   | 1,195.00 | 2,390.00  | 2,390.00  | 2,390.00  |
|    |       | POLLUTION REDUCTION             | <p>The Respondent shall contribute to the Third-Party Recipient pursuant to the agreement between the Third-Party Recipient and the TCEQ. Specifically, the Third-Party Recipient will contribute to Jefferson County for its Retrofit/Replacement of Heavy Equipment and Vehicles with Alternative Fueled Equipment and Vehicles. Specifically, the contribution will be used to purchase alternative fueled equipment such as propane or electric powered lawn mowers, propane powered light duty and heavy equipment, and alternative fueled vehicles and retire diesel and gasoline powered equipment and vehicles. Jefferson County will also convert current equipment and vehicles to alternative fueled equipment in order to lower emissions.</p> <p>All dollars contributed will be used solely for the direct cost of the project and no portion will be spent on administrative costs. The SEP will be done in accordance with all federal, state and local environmental laws and regulations.</p> <p>The Respondent certifies that there is no prior commitment to make this contribution and that it is being done solely in an effort to settle this enforcement action.</p> |        |            |          |           | 2,390.00  | 2,390.00  |
| AQ | 29905 | Citgo Products Pipeline Company | 02/18/2007   | 1.00:1 | 3,150.00   | 630.00   | 1,260.00  | 1,260.00  | 1,260.00  |
|    |       | CLEAN UP                        | <p>The Respondent shall contribute to the Third-Party Recipient pursuant to the agreement between the Third-Party Recipient and the TCEQ. Specifically, the Third-Party Recipient will coordinate with city and/or county governmental officials regarding the clean up of sites where trash has been disposed of illegally. Eligible sites will be limited to those where a responsible party can not be identified and where there is no pre-existing obligation to clean up the site by the owner or the government. Additionally, reasonable efforts must have already been taken to prevent the dumping. SEP monies will be used to pay for the direct cost of collection and disposal of debris. All dollars contributed will be used solely for the direct cost of the project and no portion will be spent on administrative costs. The SEP will be done in accordance with all federal, state and local environmental laws and regulations.</p>   |        |            |          |           | 1,260.00  | 1,260.00  |
| AQ | 30300 | Valero Refining-Texas, L.P.     | 08/23/2007   | 1.00:1 | 119,149.00 | 0.00     | 59,575.00 | 59,574.00 | 59,574.00 |
|    |       | POLLUTION PREVENTION            | <p>The contribution will be used in accordance with the Supplemental Environmental Project Agreement between the Houston-Galveston AERCO and the Texas Commission on Environmental Quality. SEP monies will be used to aid local school districts and area transit agencies in reaching local match requirements mandated by the Federal Highway Administration's ("FHWA") Congestion Mitigation/Air Quality funding program. SEP monies will be disbursed to school districts and transit agencies in need of funding assistance in the Houston-Galveston non-attainment area. Those SEP monies will be used exclusively by the school districts and transit agencies as supplements to meet the local match requirements of the EPA. SEP monies will be used to pay for the cost of replacing older diesel buses with alternative fueled or clean diesel buses. The old buses will be permanently retired and only sold for scrap</p>  |        |            |          |           | 59,574.00 | 59,574.00 |
| AQ | 29618 | Air Products, L.P.              | 01/26/2007   | 1.00:1 | 5,200.00   | 1,040.00 | 2,080.00  | 2,080.00  | 2,080.00  |

\* There are Multiple Respondent Names associated to this Case No.

## Appendix 12: List of SEP's & SEP Projects - FY 2007

### Single Program

|    |                     |  |            |        |           |           |           |           |           |
|----|---------------------|--|------------|--------|-----------|-----------|-----------|-----------|-----------|
|    | POLLUTION REDUCTION | The Respondent will contribute to Houston-Galveston AERCO's Clean Cities/Clean Vehicles Program in Harris County. The contribution will be used in accordance with the Supplemental Environmental Project Agreement between the Houston-Galveston AERCO and the Texas Commission on Environmental Quality. SEP monies will be used to aid local school districts and area transit agencies in reaching local match requirements mandated by the Federal Highway Administration's ("FHWA") Congestion Mitigation/Air Quality funding program. SEP monies will be disbursed to school districts and transit agencies in need of funding assistance in the Houston-Galveston non-attainment area. Those SEP monies will be used exclusively by the school districts and transit agencies as supplements to meet the local match requirements of the EPA. SEP monies will be used to pay for the cost of replacing older diesel buses with alternative fueled or clean diesel buses. The old buses will be permanently retired and only sold for scrap. The schools and transit agencies will also use the SEP monies to retrofit more buses to reduce emissions. Houston-Galveston AERCO will send the TCEQ verification in the form of paid invoices and other documentation to show that the retrofits were completed. Retrofit technologies include particulate matter traps, diesel particulate matter filters, NOx reduction catalyst technology in combination with diesel particulate filters, and other emission control technologies that are developed and approved by EPA or the California Air Resources Board. |            |        |           |           | 2,080.00  | 2,080.00  |           |
| AQ | 31037               | Eastman Chemical Company   | 06/29/2007 | 1.00:1 | 32,035.00 | 6,407.00  | 12,814.00 | 12,814.00 | 12,814.00 |
|    | POLLUTION REDUCTION | The Respondent will contribute to Gregg County to purchase alternative fueled equipment. The contribution will be used in accordance with the Supplemental Environmental Project Agreement between Gregg County and the Texas Commission on Environmental Quality. SEP monies will be used to purchase alternative fueled equipment such as propane powered lawn mowers, propane powered heavy equipment or alternative fueled vehicles to be used by the county instead of gasoline or diesel powered equipment. The county will also use SEP dollars to convert current gasoline powered equipment used by the county to alternative powered equipment.<br><br>The Respondent certifies that there is no prior commitment to do this project and that it is being performed solely in an effort to settle this enforcement action.   |            |        |           |           |           | 12,814.00 | 12,814.00 |
| AQ | 29330               | Huntsman Petrochemical Corporation   | 10/02/2006 | 1.00:1 | 10,550.00 | 0.00      | 5,275.00  | 5,275.00  | 5,275.00  |
|    | POLLUTION REDUCTION | The Respondent shall contribute to the Third-Party Recipient pursuant to the agreement between the Third-Party Recipient and the TCEQ. Specifically, funds will be used to conduct home energy audits and to assist low income residents in the West Port Arthur area by weatherizing their homes which will improve their homes' energy efficiency. SEP monies will be used to pay for the cost of caulking and insulating the homes and appliances as well as for replacing heating and cooling systems and major appliances with new, energy efficient equipment.<br><br>The Respondent certifies that there is no prior commitment to do this project and that it is being performed solely in an effort to settle this enforcement action.  |            |        |           |           |           | 5,275.00  | 5,275.00  |
| AQ | 28822               | National Oilwell Varco, L.P.   | 09/21/2006 | 1.00:1 | 85,625.00 | 17,125.00 | 34,250.00 | 34,250.00 | 34,250.00 |

\* There are Multiple Respondent Names associated to this Case No.

## Appendix 12: List of SEP's & SEP Projects - FY 2007

### Single Program

|                |                     |   |            |        |           |          |           |           |           |
|----------------|---------------------|---|------------|--------|-----------|----------|-----------|-----------|-----------|
| Single Program |                     |   |            |        |           |          |           |           |           |
|                | POLLUTION REDUCTION | <p>The Respondent will contribute to Houston-Galveston AERCO's Clean Cities/Clean Vehicles Program in Harris County. The contribution will be used in accordance with the Supplemental Environmental Project Agreement between the Houston-Galveston AERCO and the Texas Commission on Environmental Quality. SEP monies will be used to aid local school districts and area transit agencies in reaching local match requirements mandated by the Federal Highway Administration's ("FHWA") Congestion Mitigation/Air Quality funding program. SEP monies will be disbursed to school districts and transit agencies in need of funding assistance in the Houston-Galveston non-attainment area. Those SEP monies will be used exclusively by the school districts and transit agencies as supplements to meet the local match requirements of the EPA. SEP monies will be used to pay for the cost of replacing older diesel buses with alternative fueled or clean diesel buses. The old buses will be permanently retired and only sold for scrap. The schools and transit agencies will also use the SEP monies to retrofit more buses to reduce emissions. Houston-Galveston AERCO will send the TCEQ verification in the form of paid invoices and other documentation to show that the retrofits were completed. Retrofit technologies include particulate matter traps, diesel particulate matter filters, NOx reduction catalyst technology in combination with diesel particulate filters, and other emission control technologies that are developed and approved by EPA or the California Air Resources Board.</p> <p>The Respondent certifies that there is no prior commitment to do this project and that it is being performed solely in an effort to settle this enforcement action.</p> <p>This SEP will provide a discernible environmental benefit by reducing particulate emissions on buses by more than 90% below today's level and reducing hydrocarbons below measurement capability.</p> |            |        |           |          | 34,250.00 | 34,250.00 |           |
| AQ             | 28790               | Equistar Chemicals, LP  | 12/02/2006 | 1.00:1 | 10,000.00 | 0.00     | 5,000.00  | 5,000.00  | 5,000.00  |
|                | POLLUTION REDUCTION | <p>The Respondent will contribute to Houston-Galveston AERCO's Clean Cities/Clean Vehicles Program in Harris County. The contribution will be used in accordance with the Supplemental Environmental Project Agreement between the Houston-Galveston AERCO and the Texas Commission on Environmental Quality. SEP monies will be used to aid local school districts and area transit agencies in reaching local match requirements mandated by the Federal Highway Administration's ("FHWA") Congestion Mitigation/Air Quality funding program. SEP monies will be disbursed to school districts and transit agencies in need of funding assistance in the Houston-Galveston non-attainment area. Those SEP monies will be used exclusively by the school districts and transit agencies as supplements to meet the local match requirements of the EPA. SEP monies will be used to pay for the cost of replacing older diesel buses with alternative fueled or clean diesel buses. The old buses will be permanently retired and only sold for scrap. The schools and transit agencies will also use the SEP monies to retrofit more buses to reduce emissions. Houston-Galveston AERCO will send the TCEQ verification in the form of paid invoices and other documentation to show that the retrofits were completed. Retrofit technologies include particulate matter traps, diesel particulate matter filters, NOx reduction catalyst technology in combination with diesel particulate filters, and other emission control technologies that are developed and approved by EPA or the California Air Resources Board.</p> <p>The Respondent certifies that there is no prior commitment to do this project and that it is being performed solely in an effort to settle this enforcement action.</p> <p>This SEP will provide a discernible environmental benefit by reducing particulate emissions on buses by more than 90% below today's level and reducing hydrocarbons below measurement capability.</p> |            |        |           |          | 5,000.00  | 5,000.00  |           |
| AQ             | 30169               | Clarke Products, Inc.   | 03/05/2007 | 1.00:1 | 25,000.00 | 5,000.00 | 10,000.00 | 10,000.00 | 10,000.00 |

\* There are Multiple Respondent Names associated to this Case No.

## Appendix 12: List of SEP's & SEP Projects - FY 2007

### Single Program

|    |                      |  |            |           |            |           |           |           |           |
|----|----------------------|--|------------|-----------|------------|-----------|-----------|-----------|-----------|
|    | POLLUTION PREVENTION | The Respondent shall contribute to the Third-Party Recipient pursuant to the agreement between the Third-Party Recipient and the TCEQ. Specifically, the contribution will be used to provide low income rural homeowners with assistance to enable the repair or replacement of their failing on-site wastewater systems. SEP monies will be used to pay for the labor and materials costs related to repairing or replacing the failing systems. The recipients will not be charged for the cost of replacing or repairing the failing systems.<br><br>The Respondent certifies that there is no prior commitment to do this project and that it is being performed solely in an effort to settle this enforcement action.   | 10,000.00  | 10,000.00 |            |           |           |           |           |
| AQ | 31856                | Lucite International, Inc.   | 06/29/2007 | 1.00:1    | 2,600.00   | 520.00    | 1,040.00  | 1,040.00  | 1,040.00  |
|    | POLLUTION REDUCTION  | The Respondent shall contribute to the Third-Party Recipient pursuant to the agreement between the Third-Party Recipient and the TCEQ. Specifically, the Third-Party Recipient will contribute to Jefferson County for its Retrofit/Replacement of Heavy Equipment and Vehicles with Alternative Fueled Equipment and Vehicles. Specifically, the contribution will be used to purchase alternative fueled equipment such as propane or electric powered lawn mowers, propane powered light duty and heavy equipment, and alternative fueled vehicles and retire diesel and gasoline powered equipment and vehicles. Jefferson County will also convert current equipment and vehicles to alternative fueled equipment in order to lower emissions.<br><br>All dollars contributed will be used solely for the direct cost of the project and no portion will be spent on administrative costs. The SEP will be done in accordance with all federal, state and local environmental laws and regulations.<br><br>The Respondent certifies that there is no prior commitment to make this contribution and that it is being done solely in an effort to settle this enforcement action.                              | 1,040.00   | 1,040.00  |            |           |           |           |           |
| AQ | 31477                | Haldor Topsoe, Inc.  | 05/25/2007 | 1.00:1    | 8,816.00   | 1,763.00  | 3,527.00  | 3,526.00  | 3,526.00  |
|    | PUBLIC EDUCATION     | The Respondent will contribute to Harris County Public Health and Environmental Services-Pollution Control Division's FTIR Project. This project includes the lease/contracting for services of air monitoring equipment, FTIR and other associated monitoring equipment, site preparation (including power and a shelter for the monitoring equipment), installation, operation and maintenance for a minimum of a two year period. Data validation management and reporting, and site closure and restoration will also be performed as a part of this project using methods approved by the TCEQ. The FTIR will analyze volatile organic compounds in ambient air. Harris County, in cooperation with the TCEQ, will establish Internet connectivity and automated data ingestion into the TCEQ LEADS system. SEP monies will fund the lease/contract for services of the FTIR and related equipment, site creation, preparation and installation of the FTIR, and the operation and maintenance of the FTIR site for a minimum of two years. SEP monies will also be used to pay for any equipment, software, and programming associated with establishing Internet connectivity and automated data ingestion. | 3,526.00   | 3,526.00  |            |           |           |           |           |
| AQ | 31300                | Invista S.a.r.l.   | 08/31/2007 | 1.00:1    | 120,666.00 | 24,133.00 | 48,267.00 | 48,266.00 | 48,266.00 |
|    | POLLUTION REDUCTION  | The Respondent shall contribute the SEP Amount to the Third-Party Recipient pursuant to the agreement between the Third-Party Recipient and the TCEQ. Specifically, the contribution will be used to maintain and repair the existing Southeast Texas Regional Air Monitoring Network. The network includes seven monitoring stations located at Sabine Pass, Mauriceville, Southeast Texas Regional Airport, West Orange, Beaumont, Port Neches, and Cove School sites. SEP monies will be used to pay for the labor and materials costs associated with maintaining, repairing, and replacing the existing air monitoring stations at the seven sites.<br><br>The Respondent certifies that there is no prior commitment to do this project and that it is being performed solely in an effort to settle this enforcement action.  | 48,266.00  | 48,266.00 |            |           |           |           |           |

\* There are Multiple Respondent Names associated to this Case No.

## Appendix 12: List of SEP's & SEP Projects - FY 2007

### Single Program

| AQ  | 31966 | The Dow Chemical Company     | 08/31/2007  | 1.00:1 | 87,192.00 | 0.00     | 43,596.00 | 43,596.00 | 43,596.00 |
|-----|-------|------------------------------|---|--------|-----------|----------|-----------|-----------|-----------|
|     |       | POLLUTION REDUCTION          | <p>The Respondent will contribute to Houston-Galveston AERCO's Clean Cities/Clean Vehicles Program in Brazoria County. The contribution will be used in accordance with the Supplemental Environmental Project Agreement between the Houston-Galveston AERCO and the Texas Commission on Environmental Quality. SEP monies will be used to aid local school districts and area transit agencies in reaching local match requirements mandated by the Federal Highway Administration's ("FHWA") Congestion Mitigation/Air Quality funding program. SEP monies will be disbursed to school districts and transit agencies in need of funding assistance in the Houston-Galveston non-attainment area. Those SEP monies will be used exclusively by the school districts and transit agencies as supplements to meet the local match requirements of the EPA. SEP monies will be used to pay for the cost of replacing older diesel buses with alternative fueled or clean diesel buses. The old buses will be permanently retired and only sold for scrap. The schools and transit agencies will also use the SEP monies to retrofit more buses to reduce emissions. Houston-Galveston AERCO will send the TCEQ verification in the form of paid invoices and other documentation to show that the retrofits were completed. Retrofit technologies include particulate matter traps, diesel particulate matter filters, NOx reduction catalyst technology in combination with diesel particulate filters, and other emission control technologies that are developed and approved by EPA or the California Air Resources Board.</p> |        |           |          |           | 43,596.00 | 43,596.00 |
| IHW | 30762 | Nova Chemicals Inc.          | 04/26/2007  | 1.00:1 | 5,814.00  | 1,163.00 | 2,326.00  | 2,325.00  | 2,325.00  |
|     |       | ENVIRONMENTAL RESTORATION    | <p>The Respondent shall contribute to the Third-Party Recipient pursuant to the agreement between the Third-Party Recipient and the TCEQ. Specifically, the contribution will be used to pay for the labor and materials costs associated with conducting prescribed burns, removing non-native trees, and for planting native trees and plants.</p> <p>The Respondent certifies that there is no prior commitment to do this project and that it is being performed solely in an effort to settle this enforcement action.</p>   |        |           |          |           | 2,325.00  | 2,325.00  |
| MSW | 31199 | Hidalgo County               | 08/31/2007  | 1.00:1 | 12,200.00 | 0.00     | 0.00      | 12,200.00 | 12,200.00 |
|     |       | POLLUTION PREVENTION         | <p>The Respondent will contribute to the Third-Party Recipient pursuant to the agreement between the Third-Party Recipient and the TCEQ. Specifically, provide low income homeowners with failing on-site wastewater treatment systems or no system at all, with technical and financial assistance to install, repair, or replace those water and wastewater sewage systems. To reduce costs, the Third-Party Recipient teams with low income homeowners to solve water and wastewater problems by working together to build water and wastewater infrastructures. SEP contributions are to be used for material and labor costs.</p> <p>The Respondent certifies that there is no prior commitment to do this project and that it is being performed solely in an effort to settle this enforcement action.</p>   |        |           |          |           | 12,200.00 | 12,200.00 |
| MSW | 2032  | Southwest Tire Disposal, LLC | 05/11/2007  | 1.00:1 | 12,140.00 | 0.00     | 6,070.00  | 6,070.00  | 6,070.00  |

\* There are Multiple Respondent Names associated to this Case No.

## Appendix 12: List of SEP's & SEP Projects - FY 2007

### Single Program

|     |                      |  |            |           |           |           |           |           |           |
|-----|----------------------|--|------------|-----------|-----------|-----------|-----------|-----------|-----------|
|     | CLEAN UP             | The Respondent shall contribute to the Third-Party Recipient pursuant to the agreement between the Third-Party Recipient and the TCEQ, specifically, the Supplemental Environmental Project Agreement between the RC&D and the TCEQ. The contribution will be used to clean-up sites in El Paso County where tires have been disposed of illegally. SEP monies will be used to pay for the direct cost of collecting and disposing of tires. Respondent agrees that any tire waste collected shall not be processed, stored, or disposed of by any facilities owned or operated by Southwest Tire Disposal, L.L.C., and that Respondent shall not profit in any manner from the performance of this SEP. All dollars contributed will be used solely for the direct cost of the project and no portion will be spent on administrative costs. The SEP will be done in accordance with all federal, state, and local environmental laws and regulations.<br><br>The Respondent certifies that there is no prior commitment to do this project and that it is being performed solely in an effort to settle this enforcement action. | 6,070.00   | 6,070.00  |           |           |           |           |           |
| MSW | 26566                | Synergy Management Group, L.L.C.   | 11/03/2006 | 1.00:1    | 8,670.00  | 1,734.00  | 3,468.00  | 3,468.00  | 3,468.00  |
|     | CLEAN UP             | Synergy will contribute to the Texas Association of Resource Conservation and the Development Areas, Inc. ("RC&D") for its Abandoned Tire Clean-Up project in Haskell County. The contribution will be used in accordance with the Supplemental Environmental Project Agreement between the RC&D and the TCEQ. Specifically, the contribution will be used to clean-up sites in Haskell County where tires have been disposed of illegally. Eligible sites will be limited to those where a responsible party cannot be found and where reasonable efforts have been made to prevent the dumping. SEP monies will be used to pay for the direct cost of collecting and disposing of tires. All dollars contributed will be used solely for the direct cost of the project and no portion will be spent on administrative costs. The SEP will be done in accordance with all federal, state and local environmental laws and regulations.   | 3,468.00   | 3,468.00  |           |           |           |           |           |
| MSW | 26127                | McCarty Road Landfill TX, LP   | 09/21/2006 | 1.00:1    | 50,076.00 | 10,015.00 | 20,031.00 | 20,030.00 | 20,030.00 |
|     | CLEAN UP             | McCarty Landfill will contribute to the Gulf Coast Waste Disposal Authority ("GCWDA") for its River, Lakes, Bays, 'N Bayous Trash Bash in Harris County. The contribution will be used in accordance with the Supplemental Environmental Project Agreement between the GCWDA and the Texas Commission on Environmental Quality. Specifically, the contribution will be used to pay for materials, supplies, disposal costs, and transportation costs directly associated with the cleanup of trash and pollutants from the Galveston Bay and the San Jacinto watershed.  | 20,030.00  | 20,030.00 |           |           |           |           |           |
| MSW | 2333                 | Western Waste of Texas, LLC  | 01/26/2007 | 1.00:1    | 81,625.00 | 0.00      | 40,813.00 | 40,812.00 | 40,812.00 |
|     | POLLUTION PREVENTION | The Clean Up of Unauthorized Trash Dumps project will coordinate with local city and/or county government officials to clean up sites where trash has been disposed illegally. Eligible sites will be limited to those where a responsible party can not be identified and where the reasonable efforts have already been taken to prevent the dumping. SEP monies will be used for the direct cost of collection and disposal of debris.  | 20,406.00  | 20,406.00 |           |           |           |           |           |
|     | POLLUTION PREVENTION | The Household Hazardous Waste Clean Up project will provide a day for local residents to bring in household hazardous waste ("HHW") such as paint, thinners, pesticides, oil and gas, corrosive cleaners, and fertilizers for proper disposal. The project is administered in accordance with TCEQ guidance on HHW, and in compliance with federal, state, and local environmental laws and regulations. SEP monies are used solely for collection, recycling, and disposal.   | 20,406.00  | 20,406.00 |           |           |           |           |           |
| MSW | 25483                | City of Port Arthur  | 03/05/2007 | 1.00:1    | 10,125.00 | 2,025.00  | 0.00      | 8,100.00  | 8,100.00  |

\* There are Multiple Respondent Names associated to this Case No.



## Appendix 12: List of SEP's & SEP Projects - FY 2007

### Single Program

|     |                      |   |            |        |           |          |          |           |           |
|-----|----------------------|---|------------|--------|-----------|----------|----------|-----------|-----------|
|     | CLEAN UP             | Respondent shall establish a citizen scrap tire disposal and processing facility where citizens may dispose of tires at no cost. Respondent shall purchase a new TC-55 Tire Cutter from Tire Service Equipment Manufacturing Co. at an estimated cost of \$9,500 for use at the facility. At least one time per week, Respondent shall split collected tires into quarters and dispose of them in the Port Arthur landfill. Respondent shall post a minimum of three (3) 4'x4' metal-based signs to notify the public of the facility and shall perform advertising through the Port Arthur television channel. Respondent shall register with the TCEQ as a tire generator, processor, and transporter.<br><br>Respondent shall perform this project in accordance with all federal, state and local environmental laws and regulations. Respondent shall use the SEP Offset Amount only for the direct cost of implementing the project and no portion shall be spent on administrative costs.<br><br>Respondent certifies that there is no prior commitment to do this project and that it is being performed solely in an effort to settle this enforcement action. |            |        |           |          | 8,100.00 | 8,100.00  |           |
| PST | 8415                 | City of Pharr   | 03/05/2007 | 1.00:1 | 22,500.00 | 0.00     | 0.00     | 22,500.00 | 22,500.00 |
|     | CLEAN UP             | The Respondent shall contribute Twenty-two thousand seven hundred and fifty dollars (\$22,750.00) to the Third-Party Recipient pursuant to the agreement between the Third-Party Recipient and the TCEQ. Specifically, the The Rensselaerville Institute SEP Program. This project is dedicated to provide low income homeowners with assistance to enable repair or replace failures on-site and or improve on-site wastewater systems. SEP monies will be used to pay for labor and materials costs related to repairing, replacing, and or improving the failing systems. The recipients will not be charged for the cost.<br><br>The Respondent certifies that there is no prior commitment to do this project and that it is being performed solely in an effort to settle this enforcement action.  |            |        |           |          |          | 22,500.00 | 22,500.00 |
| PST | 24910                | City of Weslaco   | 10/02/2006 | 1.00:1 | 3,927.00  | 785.00   | 0.00     | 3,142.00  | 3,142.00  |
|     | POLLUTION PREVENTION | The City of Weslaco will extend first time sewer service to three low-income households which are presently connected to failing on-site septic systems. The City will hire a private plumbing contractor to complete the work, which will consist of installation of a service line from each mobile home to the sewer stub-out which connects to the City's main sewer line. All dollars spent will be used solely for the direct cost of the project and no portion will be spent on administrative costs. The SEP will be done in accordance with all federal, state and local environmental laws and regulations.  |            |        |           |          |          | 3,142.00  | 3,142.00  |
| PST | 18111                | Cal Farley's Girlstown, U.S.A.  | 12/22/2006 | 1.00:1 | 2,500.00  | 500.00   | 0.00     | 2,000.00  | 2,000.00  |
|     | POLLUTION PREVENTION | The respondent shall do the following:<br><br>1. Purchase 20 Bald Cypress trees, which are native to the area and 12 Spartan Junipers; and<br><br>2. Plant the trees in a four hundred (400) foot area to the Respondent's property with the volunteer help of the girls who reside on the Respondent's property. The Respondent will not receive SEP credit for the girls' volunteer labor in planting the trees.  |            |        |           |          |          | 2,000.00  | 2,000.00  |
| PST | 14027                | City of Georgetown  | 03/19/2007 | 1.00:1 | 12,375.00 | 2,475.00 | 0.00     | 9,900.00  | 9,900.00  |

\* There are Multiple Respondent Names associated to this Case No.

## Appendix 12: List of SEP's & SEP Projects - FY 2007

### Single Program

|     |                      |  |            |          |           |        |          |           |           |
|-----|----------------------|--|------------|----------|-----------|--------|----------|-----------|-----------|
|     | POLLUTION PREVENTION | The Respondent shall contribute to the Third-Party Recipient pursuant to the agreement between the Third-Party Recipient and the TCEQ. Specifically, the contribution will be used to provide low income rural homeowners with assistance to enable the repair or replacement of their failing on-site wastewater systems. SEP monies will be used to pay for the labor and materials costs related to repairing or replacing the failing systems. The recipients will not be charged for the cost of replacing or repairing the failing systems<br><br>The Respondent certifies that there is no prior commitment to do this project and that it is being performed solely in an effort to settle this enforcement action.  | 9,900.00   | 9,900.00 |           |        |          |           |           |
| PWS | 16644                | Texas H2O, Inc.  | 05/25/2007 | 1.00:1   | 4,480.00  | 0.00   | 2,240.00 | 2,240.00  | 2,240.00  |
|     | CLEAN UP             | Respondent shall contribute the SEP Amount to the Third-Party Recipient pursuant to the agreement between the Third-Party Recipient and the TCEQ, specifically, to the Texas Association of Resource Conservation and Development Areas, Inc. for its Cleanup of Illegal Trash Dumps Project in Hood County. The contribution will be used in accordance with the Supplemental Environmental Project Agreement between Texas Association of Resource Conservation and Development Areas, Inc. and the Texas Commission on Environmental Quality. The contribution will be used to help rid communities of the dangers and health threats associated with non-regulated trash dumps which contaminate air and water, and harbor disease carrying animals and insects.<br>.<br>.<br>.  | 2,240.00   | 2,240.00 |           |        |          |           |           |
| PWS | 25179                | City of Cockrell Hill  | 07/13/2007 | 1.00:1   | 6,525.00  | 0.00   | 0.00     | 6,525.00  | 6,525.00  |
|     | CLEAN UP             | Respondent shall contribute the SEP Amount to the Third-Party Recipient pursuant to the agreement between the Third-Party Recipient and the TCEQ. Specifically, the contribution will be to the Texas Association of Resource Conservation and Development Areas, Inc. ("RC&D") for a Household Hazardous Waste Collection program, to be conducted within Dallas County. During the event, residents shall be allowed to bring household hazardous waste to the collection site for proper disposal. Specifically, SEP monies will pay for the labor and disposal costs associated with properly disposing of paint, thinners, pesticides, oil and gas, corrosive cleaners, fertilizers, and other wastes. Citizens will not be charged disposal fees. The project will be administered in accordance with TCEQ guidance on household hazardous waste and in compliance with federal, state, and local environmental laws and regulations.<br><br>Respondent certifies that there is no prior commitment to do this project and that it is being performed solely in an effort to settle this enforcement action. | 6,525.00   | 6,525.00 |           |        |          |           |           |
| PWS | 24871                | City of Mexia  | 05/11/2007 | 1.00:1   | 935.00    | 187.00 | 0.00     | 748.00    | 748.00    |
|     | POLLUTION PREVENTION | The Respondent shall repair or replace sanitary sewer service lines, cleanouts, and caps on private property in an environmental justice community (low income, minority homeowners) in the City of Mexia to reduce inflow and infiltration into the sanitary sewer collection system. Approximately 5 lines will be repaired or replaced as needed. The homeowners are low income and would not be able to afford the repairs themselves. The Respondent will not charge the homeowners for the costs of the SEP.<br><br>The Respondent shall perform this project in accordance with all federal, state and local environmental laws and regulations. The Respondent shall use the SEP Offset Amount only for the direct cost of implementing the project and no portion shall be spent on administrative costs.   | 748.00     | 748.00   |           |        |          |           |           |
| PWS | 13026                | City of West Tawakoni  | 05/25/2007 | 1.00:1   | 10,098.00 | 0.00   | 0.00     | 10,098.00 | 10,098.00 |

\* There are Multiple Respondent Names associated to this Case No.

## Appendix 12: List of SEP's & SEP Projects - FY 2007

### Single Program

|     |                      |  |            |           |          |          |      |          |          |
|-----|----------------------|--|------------|-----------|----------|----------|------|----------|----------|
|     | CLEAN UP             | The Respondent shall contribute to the Third-Party Recipient pursuant to the agreement between the Third-Party Recipient and the TCEQ. Specifically, the Third-Party Recipient will coordinate with city and/or county governmental officials regarding the clean up of sites where trash has been disposed of illegally. Eligible sites will be limited to those where a responsible party can not be identified and where there is no pre-existing obligation to clean up the site by the owner or the government. Additionally, reasonable efforts must have already been taken to prevent the dumping. SEP monies will be used to pay for the direct cost of collection and disposal of debris. All dollars contributed will be used solely for the direct cost of the project and no portion will be spent on administrative costs. The SEP will be done in accordance with all federal, state and local environmental laws and regulations.<br><br>The Respondent certifies that there is no prior commitment to do this project and that it is being performed solely in an effort to settle this enforcement action. | 10,098.00  | 10,098.00 |          |          |      |          |          |
| PWS | 21658                | City of Killeen  | 08/23/2007 | 1.00:1    | 1,473.00 | 0.00     | 0.00 | 1,473.00 | 1,473.00 |
|     | POLLUTION PREVENTION | Respondent shall hold a one-day city-wide waste collection and recycling event and a waste tire dump clean up event. The clean up event will include recycling batteries, electronics, and tires.<br><br>Respondent shall ensure that the event:<br><br>1. occurs on a weekend during daylight hours;<br>2. offers to the public a convenient drop-off location;<br>3. is organized and conducted by City employees;<br>4. is advertised in:<br>a. one newspaper of large circulation in the geographic area,<br>b. flyers placed in utility bill mail-outs,<br>c. City of Killeen web page, and<br>d. City of Killeen cable channel.<br><br>Respondent shall collect, transport, and dispose of the collected wastes. SEP monies related to this Order will be used for roll-off bins, heavy equipment including a track loader, and small equipment to be used during the event.   | 1,473.00   | 1,473.00  |          |          |      |          |          |
| PWS | 25470                | City of Santa Rosa   | 10/19/2006 | 1.00:1    | 755.00   | 0.00     | 0.00 | 755.00   | 755.00   |
|     | POLLUTION PREVENTION | The Respondent shall contribute to the Third-Party Recipient pursuant to the agreement between the Third-Party Recipient and the TCEQ. Specifically, provide low income homeowners with failing on-site wastewater treatment systems or no system at all, with technical and financial assistance to install, repair, or replace those water and wastewater sewage systems. To reduce costs, the Third-Party Recipient teams with low income homeowners to solve water and wastewater problems by working together to build water and wastewater infrastructures. SEP contributions are to be used for material and labor costs.<br><br>The Respondent certifies that there is no prior commitment to do this project and that it is being performed solely in an effort to settle this enforcement action.  | 755.00     | 755.00    |          |          |      |          |          |
| PWS | 19715                | City of Port Lavaca  | 11/18/2006 | 1.00:1    | 3,725.00 | 0.00     | 0.00 | 3,725.00 | 3,725.00 |
|     | CLEAN UP             | The City of Port Lavaca will conduct and advertise a used tire collection day for its citizens. The City of Port Lavaca will collect and properly dispose of the tires at no cost to its citizens. SEP monies will be used for the direct costs of collecting and properly disposing of the used tires. The SEP will be done in accordance with all federal, state and local environmental laws and regulations. The City of Port Lavaca will use SEP monies only for the direct cost of implementing the project, and no portion will be spent on administrative costs.   | 3,725.00   | 3,725.00  |          |          |      |          |          |
| PWS | 26708                | City of Winters  | 06/29/2007 | 1.00:1    | 9,016.00 | 1,803.00 | 0.00 | 7,213.00 | 7,213.00 |

\* There are Multiple Respondent Names associated to this Case No.

## Appendix 12: List of SEP's & SEP Projects - FY 2007

### Single Program

|                      |       |  |            |          |          |          |          |          |          |
|----------------------|-------|--|------------|----------|----------|----------|----------|----------|----------|
| CLEAN UP             |       | <p>The Respondent shall demolish and properly dispose of an asbestos-containing unsafe structure that is in danger of imminent collapse and that has been deemed by the Respondent to be an unsafe structure, and remove illegally dumped batteries and solid waste from the property. The property is located at 216 N. Melwood near residences and a church, where young children frequently play.</p> <p>The Respondent has performed an asbestos survey of the structure using a licensed Individual Asbestos Consultant. The consultant collected samples of suspected asbestos containing building materials (ACBMs). The following materials tested positive for asbestos:</p> <ol style="list-style-type: none"> <li>1. Cement shingles, approximately 800 sq. ft.;</li> <li>2. Drywall Gypsum Wallboard (DGWD), approximately 2,700 sq. ft.; and</li> <li>3. Window Glazing, approximately 300 linear feet.</li> </ol> <p>The majority of these materials are located in or on portions of the structure that appear to be in danger of imminent collapse or are unsafe to enter.</p> <p>To ensure that the asbestos removal will comply with state and federal regulations, prior to demolition activities, ACBMs in the areas to be disturbed will be abated by a qualified asbestos contractor under monitoring and supervision of a qualified asbestos consultant.</p> <p>The Respondent will place a deed restriction on the property to preserve it in perpetuity as a public park.</p> <p>The Respondent shall perform all aspects of this project in accordance with all federal, state and local environmental laws and regulations. Respondent shall use the SEP Offset Amount only for the direct cost of implementing the project and no portion shall be spent on administrative costs.</p> <p>The Respondent certifies that there is no prior commitment to do this project and that it is being performed solely in an effort to settle this enforcement action.</p> | 7,213.00   | 7,213.00 |          |          |          |          |          |
| UIC                  | 27050 | JAY LESLIE INC   | 11/18/2006 | 1.00:1   | 2,250.00 | 0.00     | 1,125.00 | 1,125.00 | 1,125.00 |
| CLEAN UP             |       | <p>The Respondent shall contribute to the Third-Party Recipient pursuant to the agreement between the Third-Party Recipient and the TCEQ, specifically, Keep Odessa Beautiful. This project encourages citizens to bring in recyclable materials, household hazardous waste, large metal appliances and tires for a Texas Recycles Day and Household Hazardous Waste Collection event. Keep Odessa Beautiful collects and properly disposes of or recycles these wastes at no cost to the citizens. SEP monies will be used to pay for the cost of properly disposing of the household hazardous waste and tires collected during the events. SEP monies will be used solely for the projects.</p>   | 1,125.00   | 1,125.00 |          |          |          |          |          |
| WQ                   | 31859 | City of Tenaha   | 07/13/2007 | 1.00:1   | 5,010.00 | 1,002.00 | 0.00     | 4,008.00 | 4,008.00 |
| POLLUTION PREVENTION |       | <p>The Respondent shall contribute to the Third-Party Recipient pursuant to the agreement between the Third-Party Recipient and the TCEQ. Specifically, the contribution will be used to provide low income rural homeowners with assistance to enable the repair or replacement of their failing on-site wastewater systems. SEP monies will be used to pay for the labor and materials costs related to repairing or replacing the failing systems. The recipients will not be charged for the cost of replacing or repairing the failing systems.</p> <p>The Respondent certifies that there is no prior commitment to do this project and that it is being performed solely in an effort to settle this enforcement action.</p>  | 4,008.00   | 4,008.00 |          |          |          |          |          |
| WQ                   | 32863 | City of Huntington   | 08/31/2007 | 1.00:1   | 3,960.00 | 792.00   | 0.00     | 3,168.00 | 3,168.00 |

\* There are Multiple Respondent Names associated to this Case No.

## Appendix 12: List of SEP's & SEP Projects - FY 2007

### Single Program

|    |                           |   |   |        |           |           |           |           |           |
|----|---------------------------|---|---|--------|-----------|-----------|-----------|-----------|-----------|
|    | CLEAN UP                  |   | The Respondent shall contribute to the Third-Party Recipient pursuant to the agreement between the Third-Party Recipient and the TCEQ. Specifically, the contribution will be used to collect and properly dispose of illegally dumped waste. Eligible sites will be limited to areas where a responsible party cannot be identified and where there is no preexisting obligation to clean up the site by the owner.<br><br>The Respondent certifies that there is no prior commitment to do this project and that it is being performed solely in an effort to settle this enforcement action.   |        |           |           | 3,168.00  | 3,168.00  |           |
| WQ | 29276                     | Jackson County WCID 1                         | 05/11/2007  | 1.00:1 | 12,680.00 | 2,536.00  | 0.00      | 10,144.00 | 10,144.00 |
|    | POLLUTION REDUCTION       |   | The Respondent will locate, repair, or replace substandard sewer lateral connections to approximately ten homes located within the Jackson County Water Control & Improvement District No. 1. The homeowners are low-income and are financially unable to afford replacing the sanitary lateral sewer lines. The project will include repairing or installing sewer system lateral lines on the homeowner's property and connecting the homes to the main line of the city sanitary sewer system at no cost to the homeowners. The Respondent will use SEP monies only for the direct cost of implementing the project and no portion will be spent on administrative costs.  |        |           |           | 10,144.00 | 10,144.00 |           |
| WQ | 31178                     | City of Buda Economic Development Corporation | 04/26/2007  | 1.00:1 | 1,600.00  | 320.00    | 0.00      | 1,280.00  | 1,280.00  |
|    | ENVIRONMENTAL ENHANCEMENT |   | The Respondent will contribute to The Hill Country Conservancy for the Wentzel Tract project. The contribution will be used in accordance with the Supplemental Environmental Project Agreement between The Hill Country Conservancy and the Texas Commission on Environmental Quality. SEP monies will be used to help divert water into an 18-acre abandoned quarry. The quarry will then capture and hold the water, so that the water can be absorbed into the Edwards Aquifer that runs beneath the quarry. It is estimated that the quarry could divert up to 275 acre-feet of additional storm water runoff into the Edwards Aquifer.<br><br>The Respondent certifies that there is no prior commitment to do this project and that it is being performed solely in an effort to settle this enforcement action. |        |           |           | 1,280.00  | 1,280.00  |           |
| WQ | 2528                      | Agrifos Fertilizer Inc. *                     | 01/26/2007  | 1.00:1 | 67,362.00 | 13,472.00 | 26,945.00 | 26,945.00 | 26,945.00 |
|    | ENVIRONMENTAL RESTORATION |   | Contributions will be used to pay for labor and materials costs associated with implementing the Marsh Mania Project, which include restoring shoreline elevations, growing plants for shoreline restoration, and planting new habitat. Historic subsidence and erosion have resulted in shoreline elevations which are too low to support vegetation. This project will seek to raise elevations by scraping and terracing. Scraping involves the use of earthmoving equipment to grae an eroded, bluff-like shoreline so that it slopes gradually towards the water resulting in the ability of plant growth. Terracing uses earthmoving equipment to create small levees by burrowing and stacking sediment in shallow water.  |        |           |           | 26,945.00 | 26,945.00 |           |
| WQ | 25443                     | City of Bremond                               | 10/02/2006  | 1.00:1 | 11,400.00 | 2,280.00  | 0.00      | 9,120.00  | 9,120.00  |
|    | POLLUTION PREVENTION      |   | The Respondent shall contribute to the Third-Party Recipient pursuant to the agreement between the Third-Party Recipient and the TCEQ. Specifically, the contribution will be used to provide low income rural homeowners with assistance to enable the repair or replacement of their failing on-site wastewater systems. SEP monies will be used to pay for the labor and materials costs related to repairing or replacing the failing systems. The recipients will not be charged for the cost of replacing or repairing the failing systems.<br><br>The Respondent certifies that there is no prior commitment to do this project and that it is being performed solely in an effort to settle this enforcement action.  |        |           |           | 9,120.00  | 9,120.00  |           |
| WQ | 25175                     | City of Winona                                | 11/18/2006  | 1.00:1 | 11,680.00 | 2,336.00  | 0.00      | 9,344.00  | 9,344.00  |

\* There are Multiple Respondent Names associated to this Case No.

## Appendix 12: List of SEP's & SEP Projects - FY 2007

### Single Program

|    |                      |  |            |          |           |      |      |           |           |
|----|----------------------|--|------------|----------|-----------|------|------|-----------|-----------|
|    | POLLUTION PREVENTION | The City of Winona will participate in a sewer extension project. SEP monies will be used to provide sewer extension to three households that require expensive individual lift stations, at no cost to the recipients. This area has not been serviced because the elderly, low-income residents could not afford the lift stations to add pressure to convey wastewater to the sewer system that is upgrade from their properties. The failing septic systems will be properly decommissioned. The SEP will be performed in accordance with all federal, state and local environmental laws and regulations. The City of Winona will use SEP monies only for the direct cost of implementing the project and no portion will be spent on administrative costs. Additional labor costs will be absorbed by the city.  | 9,344.00   | 9,344.00 |           |      |      |           |           |
| WQ | 13867                | City of Hempstead  | 09/21/2006 | 1.00:1   | 5,500.00  | 0.00 | 0.00 | 5,500.00  | 5,500.00  |
|    | POLLUTION PREVENTION | The City of Hempstead will connect two homes to the main sewer line that are currently utilizing failing on-site septic systems and then properly abandon the failing septic systems. The City will pay for all associated labor and materials costs and will not charge the recipients for these costs. There is nothing requiring the city of extend this service to the recipient homes.  | 5,500.00   | 5,500.00 |           |      |      |           |           |
| WQ | 29821                | City of Arlington  | 08/31/2007 | 1.00:1   | 11,250.00 | 0.00 | 0.00 | 11,250.00 | 11,250.00 |
|    | POLLUTION PREVENTION | <p>Respondent shall, through a contractor, extend first-time sewer service to one low-income household which is presently connected to a failing on-site septic system. The septic system is located at 1345 Mansfield Webb Road in Arlington. Respondent agrees to connect the resident to the central system and properly decommission the existing septic tank at no cost to the homeowner.</p> <p>This SEP will provide a discernible environmental benefit by preventing possible contamination of residential areas and watersheds resulting from discharge of sewage or septage from the failing system.</p> <p>Raw sewage can carry bacteria, viruses, protozoa (parasitic organisms), helminths (intestinal worms), and bioaerosols (inhalable molds and fungi). The diseases they may cause range in severity from mild gastroenteritis (causing stomach cramps and diarrhea) to life-threatening ailments such as cholera, dysentery, infectious hepatitis, and severe gastroenteritis.</p> <p>People can be exposed through sewage in drinking water sources; direct contact in areas of public access such as basements, lawns or streets, or in waters used for recreation; shellfish harvested from areas contaminated by raw sewage; and inhalation and skin absorption.</p> <p>A key environmental concern with sewage overflows is the effect on rivers, lakes, streams, or aquifer systems. In addition to potential spread of disease, sewage in the environment contributes excess nutrients, metals, and toxic pollutants that contaminate water quality, cause excess algae blooms, and kill fish and other organisms in aquatic habitats.</p> <p>Respondent shall perform this project in accordance with all federal, state and local environmental laws and regulations.</p> | 3,750.00   | 3,750.00 |           |      |      |           |           |

\* There are Multiple Respondent Names associated to this Case No.

## Appendix 12: List of SEP's & SEP Projects - FY 2007

### Single Program

|    |                      |  |            |          |           |          |      |           |           |
|----|----------------------|--|------------|----------|-----------|----------|------|-----------|-----------|
|    | CLEAN UP             | Respondent shall hold a one-day city-wide household hazardous waste and pharmaceuticals collection event. The event will include collection of batteries, paints, cleaners, used oils, pesticides, and pharmaceuticals. Respondent shall ensure that the event:<br><br><ol style="list-style-type: none"> <li>1. occurs on a weekend during daylight hours;</li> <li>2. offers to the public a convenient drop-off location;</li> <li>3. is organized and conducted by City employees; and</li> <li>4. is advertised in flyers placed in utility bills or mail-outs.</li> </ol><br>Respondent shall collect the wastes and shall contract with a licensed hauler to transport and properly dispose of the collected wastes.<br><br>Respondent shall perform this project in accordance with all federal, state and local laws and regulations.<br>Respondent certifies that there is no prior commitment to do these projects and that they are being performed solely in an effort to settle this enforcement action. | 7,500.00   | 7,500.00 |           |          |      |           |           |
| WQ | 31017                | Texas Department of Criminal Justice   | 04/13/2007 | 1.00:1   | 5,130.00  | 1,026.00 | 0.00 | 4,104.00  | 4,104.00  |
|    | POLLUTION PREVENTION | The Respondent shall contribute to the Third-Party Recipient pursuant to the agreement between the Third-Party Recipient and the TCEQ. Specifically, the contribution will be used to provide low income rural homeowners with assistance to enable the repair or replacement of their failing on-site wastewater systems. SEP monies will be used to pay for the labor and materials costs related to repairing or replacing the failing systems. The recipients will not be charged for the cost of replacing or repairing the failing systems.  |            |          |           |          |      | 4,104.00  | 4,104.00  |
| WQ | 30804                | Texas Department of Transportation   | 05/11/2007 | 1.00:1   | 1,050.00  | 210.00   | 0.00 | 840.00    | 840.00    |
|    | POLLUTION PREVENTION | The Respondent shall contribute to the Third-Party Recipient pursuant to the agreement between the Third-Party Recipient and the TCEQ. Specifically, the contribution will be used to provide low income rural homeowners with assistance to enable the repair or replacement of their failing on-site wastewater systems. SEP monies will be used to pay for the labor and materials costs related to repairing or replacing the failing systems. The recipients will not be charged for the cost of replacing or repairing the failing systems.<br><br>The Respondent certifies that there is no prior commitment to do this project and that it is being performed solely in an effort to settle this enforcement action.   |            |          |           |          |      | 840.00    | 840.00    |
| WQ | 25604                | City of Rhome  | 09/21/2006 | 1.00:1   | 29,165.00 | 0.00     | 0.00 | 29,165.00 | 29,165.00 |
|    | CLEAN UP             | The Respondent shall contribute to the Third-Party Recipient pursuant to the agreement between the Third-Party Recipient and the TCEQ. Specifically, the contribution will be used to provide low income rural homeowners with assistance to enable the repair or replacement of their failing on-site wastewater systems. SEP monies will be used to pay for the labor and materials costs related to repairing or replacing the failing systems. The recipients will not be charged for the cost of replacing or repairing the failing systems.<br><br>The Respondent certifies that there is no prior commitment to do this project and that it is being performed solely in an effort to settle this enforcement action.   |            |          |           |          |      | 29,165.00 | 29,165.00 |
| WQ | 27351                | City of Jacinto City   | 08/23/2007 | 1.00:1   | 6,823.00  | 0.00     | 0.00 | 6,823.00  | 6,823.00  |

\* There are Multiple Respondent Names associated to this Case No.

## Appendix 12: List of SEP's & SEP Projects - FY 2007

### Single Program

|    |                      |   |            |          |           |          |          |          |          |
|----|----------------------|---|------------|----------|-----------|----------|----------|----------|----------|
|    | POLLUTION PREVENTION | Respondent shall hold a one-day household hazardous waste (such as motor oils, paint, pesticides, fertilizers, and used batteries), used tires, mercury-containing thermometers, and used electronics (E-waste) collection event. The collection event must include recycling of electronics and mercury.<br><br>Respondent shall ensure that the event:<br><br>1. occurs on a weekend during daylight hours;<br>2. offers to the public a convenient drop-off location;<br>3. is organized and conducted by City employees;<br>4. is advertised in:<br>a. a newspaper of large circulation in the geographic area, and<br>b. posted on City marquis<br><br>Respondent shall collect, transport, and dispose of the collected wastes. SEP monies will be used for heavy equipment including roll-off bins, trailers, overtime labor of employees, public announcement of the event, disposal fees, and recycling costs. | 6,823.00   | 6,823.00 |           |          |          |          |          |
| WQ | 21003                | City of Hubbard   | 05/25/2007 | 1.00:1   | 8,400.00  | 0.00     | 0.00     | 8,400.00 | 8,400.00 |
|    | POLLUTION PREVENTION | The Respondent shall contribute to the Third-Party Recipient pursuant to the agreement between the Third-Party Recipient and the TCEQ. Specifically, the contribution will be used to provide low income rural homeowners with assistance to enable the repair or replacement of their failing on-site wastewater systems. SEP monies will be used to pay for the labor and materials costs related to repairing or replacing the failing systems. The recipients will not be charged for the cost of replacing or repairing the failing systems<br><br>The Respondent certifies that there is no prior commitment to do this project and that it is being performed solely in an effort to settle this enforcement action.   | 8,400.00   | 8,400.00 |           |          |          |          |          |
| WQ | 29605                | Solvay Chemicals, Inc.  | 12/02/2006 | 1.00:1   | 15,525.00 | 3,105.00 | 6,210.00 | 6,210.00 | 6,210.00 |
|    | POLLUTION PREVENTION | The Respondent shall contribute to the Third-Party Recipient pursuant to the agreement between the Third-Party Recipient and the TCEQ. Specifically, the contribution will be used to provide low income rural homeowners with assistance to enable the repair or replacement of their failing on-site wastewater systems. SEP monies will be used to pay for the labor and materials costs related to repairing or replacing the failing systems. The recipients will not be charged for the cost of replacing or repairing the failing systems.<br><br>The Respondent certifies that there is no prior commitment to do this project and that it is being performed solely in an effort to settle this enforcement action.  | 6,210.00   | 6,210.00 |           |          |          |          |          |
| WQ | 32139                | City of Cleveland   | 08/31/2007 | 1.00:1   | 5,200.00  | 1,040.00 | 0.00     | 4,160.00 | 4,160.00 |
|    | POLLUTION PREVENTION | The Respondent shall contribute to the Third-Party Recipient pursuant to the agreement between the Third-Party Recipient and the TCEQ. Specifically, the contribution will be used to provide low income rural homeowners with assistance to enable the repair or replacement of their failing on-site wastewater systems. SEP monies will be used to pay for the labor and materials costs related to repairing or replacing the failing systems. The recipients will not be charged for the cost of replacing or repairing the failing systems.<br><br>The Respondent certifies that there is no prior commitment to do this project and that it is being performed solely in an effort to settle this enforcement action.  | 4,160.00   | 4,160.00 |           |          |          |          |          |
| WQ | 29317                | U.S. Denro Steels, Inc.   | 10/02/2006 | 1.00:1   | 17,325.00 | 7,435.00 | 2,960.00 | 6,930.00 | 6,930.00 |

\* There are Multiple Respondent Names associated to this Case No.



## Appendix 12: List of SEP's & SEP Projects - FY 2007

### Single Program

|    |                           |  |            |           |           |          |      |           |           |
|----|---------------------------|--|------------|-----------|-----------|----------|------|-----------|-----------|
|    | ENVIRONMENTAL RESTORATION | The Respondent will contribute to Galveston Bay Restoration "Marsh Mania" in Chambers County. The contribution will be used in accordance with the Supplemental Environmental Project Agreement between the Galveston Bay Foundation and the Texas Commission on Environmental Quality. SEP monies will be used to restore shoreline elevations, growing plants for shoreline restoration, and planting new habitat. Historic subsidence and erosion have resulted in shoreline elevations which are too low to support vegetation. This project will seek to raise elevations by scraping and terracing. Scraping involves the use of earthmoving equipment to grade an eroded, bluff-like shoreline so that it slopes gradually towards the water resulting in the ability of plant growth. Terracing uses earthmoving equipment to create small levees by burrowing and stacking sediment in shallow water. The high elevation can then be planted with emergent vegetation. SEP monies will be used to pay for the direct costs of the implementation of the project, including material, equipment, and labor costs.<br><br>The Respondent certifies that there is no prior commitment to do this project and that it is being performed solely in an effort to settle this enforcement action.   | 6,930.00   | 6,930.00  |           |          |      |           |           |
| WQ | 29820                     | Harris County Municipal Utility District 221   | 01/26/2007 | 1.00:1    | 7,752.00  | 1,550.00 | 0.00 | 6,202.00  | 6,202.00  |
|    | ENVIRONMENTAL ENHANCEMENT | The Respondent shall contribute to the Third-Party Recipient pursuant to the agreement between the Third-Party Recipient and the TCEQ. Specifically, the contribution will be used to pay for the labor and materials costs associated with conducting prescribed burns, removing non-native trees, and for planting native trees and plants.  | 6,202.00   | 6,202.00  |           |          |      |           |           |
| WQ | 25982                     | Kaufman County Fresh Water Supply District No 1A   | 10/19/2006 | 1.00:1    | 65,280.00 | 0.00     | 0.00 | 65,280.00 | 65,280.00 |
|    | ENVIRONMENTAL RESTORATION | Kaufman County will perform the Shenandoah Park Native Habitat Restoration project. The project involves restoring native habitat to a 25-acre of open land located near Forney, Texas in Kaufman County. The property targeted for restoration is scheduled to become part of a 70 acre public park. The purpose of the proposed restoration is to provide habitat for native plants and animals and improve ecosystem resistance to drought and flood events. The restoration will include areas of riparian habitat and native prairie grass historically and ecologically characteristic of the Blackland Prairie bioregion. The area includes an intermittent stream that will be widened and a restored native bog and stream habitat will be built. Native Texas prairie and riparian plant species specific to the Blackland Prairie region of northeast Texas will be introduced. The habitat restoration will include the removal of aggressive invasive species such as Johnson grass and replacement with a mixture of native prairie species such as little bluestem and Indian grass. A conservation easement will be placed upon the area to be restored. Subject to the restrictions in paragraph B below, SEP monies will pay for labor and materials costs associated with planting native plants and the removal of invasive plant species. | 65,280.00  | 65,280.00 |           |          |      |           |           |
| WQ | 26177                     | City of Alpine   | 03/05/2007 | 1.00:1    | 15,432.00 | 3,086.00 | 0.00 | 12,346.00 | 12,346.00 |
|    | POLLUTION PREVENTION      | The City of Alpine will extend first-time sewer service to ten homes currently utilizing failing on-site sewage systems. SEP monies will be used to pay for the cost of connecting these ten low-income households to the main sewer line at no cost to the recipients. The failing on-site septic systems will be properly abandoned. The SEP will be performed in accordance with all federal, state and local environmental laws and regulations. The City of Alpine will use SEP monies only for the direct cost of implementing the project and no portion will be spent on administrative costs.<br><br>The City of Alpine certifies that there is no prior commitment to do this project and that it is being performed solely in an effort to settle this enforcement action.<br><br>This SEP will provide a discernible environmental benefit by abandoning these failing on-site septic systems and decreasing the potential for discharges of raw untreated sewage.   | 12,346.00  | 12,346.00 |           |          |      |           |           |

\* There are Multiple Respondent Names associated to this Case No.

## Appendix 12: List of SEP's & SEP Projects - FY 2007

### Single Program

|    |       |                                    |   |        |           |          |          |          |          |
|----|-------|------------------------------------|---|--------|-----------|----------|----------|----------|----------|
| WQ | 25404 | City of Electra                    | 08/10/2007  | 1.00:1 | 8,360.00  | 1,672.00 | 0.00     | 6,688.00 | 6,688.00 |
|    |       | POLLUTION PREVENTION               | Respondent shall repair or replace broken and/or substandard private service lines within the wastewater collection system for approximately four low to moderate-income homeowners. The project shall upgrade lines to modern construction standards and prevent leakage and/or infiltration due to breaks or cracks. Respondent will perform this project at no cost to the homeowners. The SEP will be done in accordance with all federal, state and local environmental laws and regulations. Respondent will use SEP monies only for the direct cost of implementing the project and no portion will be spent on administrative costs.  |        |           |          |          | 6,688.00 | 6,688.00 |
| WQ | 32447 | City of Winnsboro                  | 08/31/2007  | 1.00:1 | 6,650.00  | 1,330.00 | 0.00     | 5,320.00 | 5,320.00 |
|    |       | POLLUTION PREVENTION               | The Respondent shall contribute to the Third-Party Recipient pursuant to the agreement between the Third-Party Recipient and the TCEQ. Specifically, the contribution will be used to provide low income rural homeowners with assistance to enable the repair or replacement of their failing on-site wastewater systems. SEP monies will be used to pay for the labor and materials costs related to repairing or replacing the failing systems. The recipients will not be charged for the cost of replacing or repairing the failing systems.<br><br>The Respondent certifies that there is no prior commitment to do this project and that it is being performed solely in an effort to settle this enforcement action.  |        |           |          |          | 5,320.00 | 5,320.00 |
| WQ | 31030 | A. Schulman, Inc.                  | 06/29/2007  | 1.00:1 | 14,560.00 | 2,912.00 | 5,824.00 | 5,824.00 | 5,824.00 |
|    |       | POLLUTION PREVENTION               | The Respondent shall contribute to the Third-Party Recipient pursuant to the agreement between the Third-Party Recipient and the TCEQ. Specifically, the contribution will be used to provide low income rural homeowners with assistance to enable the repair or replacement of their failing on-site wastewater systems. SEP monies will be used to pay for the labor and materials costs related to repairing or replacing the failing systems. The recipients will not be charged for the cost of replacing or repairing the failing systems.<br><br>The Respondent certifies that there is no prior commitment to do this project and that it is being performed solely in an effort to settle this enforcement action.  |        |           |          |          | 5,824.00 | 5,824.00 |
| WQ | 29758 | Texas Department of Transportation | 05/11/2007  | 1.00:1 | 11,800.00 | 2,360.00 | 0.00     | 9,440.00 | 9,440.00 |
|    |       | CLEAN UP                           | The Respondent shall contribute to the Third-Party Recipient pursuant to the agreement between the Third-Party Recipient and the TCEQ. Specifically, the contribution will be used to clean-up sites where tires have been disposed of illegally. Eligible sites will be limited to those where a responsible party cannot be found and where reasonable efforts have been made to prevent the dumping. SEP monies will be used to pay for the direct cost of collecting and disposing of tires. All dollars contributed will be used solely for the direct cost of the project and no portion will be spent on administrative costs. The SEP will be done in accordance with all federal, state and local environmental laws and regulations.<br><br>The Respondent certifies that there is no prior commitment to do this project and that it is being performed solely in an effort to settle this enforcement action. |        |           |          |          | 9,440.00 | 9,440.00 |
| WQ | 25340 | City of Goree                      | 06/29/2007  | 1.00:1 | 2,320.00  | 464.00   | 0.00     | 1,856.00 | 1,856.00 |

\* There are Multiple Respondent Names associated to this Case No.

## Appendix 12: List of SEP's & SEP Projects - FY 2007

### Single Program

|                      |       |                    |  |            |        |           |      |      |           |  |           |           |
|----------------------|-------|--------------------|--|------------|--------|-----------|------|------|-----------|--|-----------|-----------|
| CLEAN UP             |       |                    |  |            |        |           |      |      |           | The City of Goree shall hold a special "Going for Greatness in Goree" collection event to collect household hazardous wastes, tires, and large bulk items such as refrigerators and freezers. The event shall be comprised of at least the following:  | 1,856.00  | 1,856.00  |
|                      |       |                    |  |            |        |           |      |      |           | <ol style="list-style-type: none"> <li>1. Respondent shall obtain three roll-off accumulation bins (special roll-off box that is covered or one that can be covered) to sort, collect, and later properly dispose of the materials;</li> <li>2. Locate the accumulation bins at a designated city collection location;</li> <li>3. Post signage at the City-operated event and publicize the collection event in the community to apprise the public about the date and location of the event; and</li> <li>4. Hold the event on a designated week-end day, offering disposal services at no cost to the citizens.</li> </ol>  |           |           |
|                      |       |                    |  |            |        |           |      |      |           | The Respondent certifies that there is no prior commitment to do this project and that it is being performed solely in an effort to settle this enforcement action.  |           |           |
|                      |       |                    |  |            |        |           |      |      |           | Respondent shall perform this project in accordance with all federal, state and local environmental laws and regulations. Respondent shall use the SEP Offset Amount only for the direct cost of implementing the project and no portion shall be spent on administrative costs.   |           |           |
| WQ                   | 14810 | City of New Boston |  | 01/26/2007 | 1.00:1 | 20,200.00 | 0.00 | 0.00 | 20,200.00 | 20,200.00  |           |           |
| POLLUTION PREVENTION |       |                    |  |            |        |           |      |      |           | The City of New Boston will participate in a sewer extension project. SEP monies will be used to provide sewer extension to approximately six (6) households utilizing failing septic systems on the north side of Interstate 30 outside the corporate limits of the City of New Boston, at no cost to the recipients. The project will consist of approximately 600 LF of 6" diameter sewer main that will convey sewer discharges from the residents' homes. The City will reconnect all of the existing household drain lines to the new main, and properly decommission the septic tanks. This area has not been serviced because the residents are low-income and could not afford the cost of the connection to their properties. The SEP will be performed in accordance with all federal, state and local environmental laws and regulations. The City of New Boston will use SEP monies only for the direct cost of implementing the project and no portion will be spent on administrative costs. Additional labor costs will be absorbed by the city. | 20,200.00 | 20,200.00 |
| WQ                   | 23543 | City of Orange     |  | 08/31/2007 | 1.00:1 | 36,300.00 | 0.00 | 0.00 | 36,300.00 | 36,300.00  |           |           |
| POLLUTION PREVENTION |       |                    |  |            |        |           |      |      |           | The Respondent shall contribute the SEP Amount to the Third-Party Recipient pursuant to the agreement between the Third-Party Recipient and the TCEQ. Specifically, the contribution will be used to provide local residents with a means of properly disposing household hazardous wastes such as paint, thinners, pesticides, oil and gas, corrosive cleaners, and fertilizers in one day collection events. SEP monies will be used to pay for the associated labor, materials, and disposal costs. Citizens will not be charged disposal fees. The project is administered in accordance with TCEQ guidance on household hazardous waste and in compliance with federal, state, and local environmental laws and regulations. All dollars contributed will be used solely for the direct cost of the project and no portion will be spent on administrative costs.   | 36,300.00 | 36,300.00 |
|                      |       |                    |  |            |        |           |      |      |           | The Respondent certifies that there is no prior commitment to do this project and that it is being performed solely in an effort to settle this enforcement action.  |           |           |
| WQ                   | 32088 | City of Robinson   |  | 08/10/2007 | 1.00:1 | 7,500.00  | 0.00 | 0.00 | 7,500.00  | 7,500.00   |           |           |

\* There are Multiple Respondent Names associated to this Case No.

## Appendix 12: List of SEP's & SEP Projects - FY 2007

### Single Program

|    |                      |  |            |           |           |          |      |           |           |
|----|----------------------|--|------------|-----------|-----------|----------|------|-----------|-----------|
|    | POLLUTION PREVENTION | The Respondent shall contribute to the Third-Party Recipient pursuant to the agreement between the Third-Party Recipient and the TCEQ. Specifically, the contribution will be used to provide low income rural homeowners with assistance to enable the repair or replacement of their failing on-site wastewater systems. SEP monies will be used to pay for the labor and materials costs related to repairing or replacing the failing systems. The recipients will not be charged for the cost of replacing or repairing the failing systems.<br><br>The Respondent certifies that there is no prior commitment to do this project and that it is being performed solely in an effort to settle this enforcement action.   | 7,500.00   | 7,500.00  |           |          |      |           |           |
| WQ | 29470                | City of Alvarado   | 11/03/2006 | 1.00:1    | 11,760.00 | 0.00     | 0.00 | 11,760.00 | 11,760.00 |
|    | CLEAN UP             | The Respondent shall contribute to the Third-Party Recipient pursuant to the agreement between the Third-Party Recipient and the TCEQ. Specifically, the Third-Party Recipient will coordinate with city and/or county governmental officials regarding the clean up of sites where trash has been disposed of illegally. Eligible sites will be limited to those where a responsible party can not be identified and where there is no pre-existing obligation to clean up the site by the owner or the government. Additionally, reasonable efforts must have already been taken to prevent the dumping. SEP monies will be used to pay for the direct cost of collection and disposal of debris. All dollars contributed will be used solely for the direct cost of the project and no portion will be spent on administrative costs. The SEP will be done in accordance with all federal, state and local environmental laws and regulations.<br><br>The Respondent certifies that there is no prior commitment to do this project and that it is being performed solely in an effort to settle this enforcement action. | 11,760.00  | 11,760.00 |           |          |      |           |           |
| WQ | 27969                | City of Weatherford  | 10/19/2006 | 1.00:1    | 8,700.00  | 0.00     | 0.00 | 8,700.00  | 8,700.00  |
|    | POLLUTION PREVENTION | The City of Weatherford will extend the city's main sewer line to the two lots located at Duke Street in Weatherford, to assist Habitat for Humanity in constructing two homes for low income individuals. SEP monies will be used to pay for the cost of extending 175 feet of sewer main, construct a manhole, install 2 sewer taps and service lines, repair asphalt damaged by construction, and provide traffic control and inspection for the project at no cost to the recipient. The city is not required to extend the main line to these low-income lots or to connect the low-income recipients. The SEP will be performed in accordance with all federal, state and local environmental laws and regulations. The city will use SEP monies to pay for the direct cost of implementing the project, and no portion will be spent on administrative costs.   | 8,700.00   | 8,700.00  |           |          |      |           |           |
| WQ | 29818                | Benton City Water Supply Corporation   | 01/26/2007 | 1.00:1    | 6,325.00  | 1,265.00 | 0.00 | 5,060.00  | 5,060.00  |
|    | CLEAN UP             | The Respondent shall contribute to the Third-Party Recipient pursuant to the agreement between the Third-Party Recipient and the TCEQ. Specifically, the Third-Party Recipient will coordinate with city and/or county governmental officials regarding the clean up of sites where trash has been disposed of illegally. Eligible sites will be limited to those where a responsible party can not be identified and where there is no pre-existing obligation to clean up the site by the owner or the government. Additionally, reasonable efforts must have already been taken to prevent the dumping. SEP monies will be used to pay for the direct cost of collection and disposal of debris. All dollars contributed will be used solely for the direct cost of the project and no portion will be spent on administrative costs. The SEP will be done in accordance with all federal, state and local environmental laws and regulations.<br><br>The Respondent certifies that there is no prior commitment to do this project and that it is being performed solely in an effort to settle this enforcement action. | 5,060.00   | 5,060.00  |           |          |      |           |           |
| WQ | 31847                | City of Robinson   | 08/23/2007 | 1.00:1    | 4,960.00  | 992.00   | 0.00 | 3,968.00  | 3,968.00  |

\* There are Multiple Respondent Names associated to this Case No.

## Appendix 12: List of SEP's & SEP Projects - FY 2007

### Single Program

|    |                           |                                     |  |        |           |          |          |          |          |
|----|---------------------------|-------------------------------------|--|--------|-----------|----------|----------|----------|----------|
|    | CLEAN UP                  |                                     | The Respondent shall contribute to the Third-Party Recipient pursuant to the agreement between the Third-Party Recipient and the TCEQ. Specifically, the contribution will be used to clean-up sites where tires have been disposed of illegally. Eligible sites will be limited to those where a responsible party cannot be found and where reasonable efforts have been made to prevent the dumping. SEP monies will be used to pay for the direct cost of collecting and disposing of tires. All dollars contributed will be used solely for the direct cost of the project and no portion will be spent on administrative costs. The SEP will be done in accordance with all federal, state and local environmental laws and regulations. |        |           |          | 3,968.00 | 3,968.00 |          |
|    |                           |                                     | The Respondent certifies that there is no prior commitment to do this project and that it is being performed solely in an effort to settle this enforcement action.  |        |           |          |          |          |          |
| WQ | 26949                     | Texas Parks and Wildlife Department | 03/05/2007   | 1.00:1 | 6,080.00  | 0.00     | 0.00     | 6,080.00 | 6,080.00 |
|    | ENVIRONMENTAL RESTORATION |                                     | Respondent shall perform reforestation by planting 2.0 acres of Bald Cypress and Water Tupelo trees at a density of 300 trees per acre. Planted trees must be a minimum of approximately three feet in height, spaced 12 feet apart, and be protected from herbivores using tree guards. Respondent shall remove undesirable exotics such as the Chinese Tallow tree. Respondent shall use SEP funds to pay for new trees and the removal of undesirables, as well as the associated labor and equipment costs for the project.  |        |           |          | 6,080.00 | 6,080.00 |          |
|    |                           |                                     | Respondent shall perform this project within approximately 25 acres of land located along the banks San Jacinto River at the San Jacinto Battleground State Park. This park is owned by the State of Texas. It has been designated as a State Historic Site, a National Historic Landmark and has been dedicated to the public use.  |        |           |          |          |          |          |
|    |                           |                                     | Respondent shall perform this project in accordance with all federal, state and local environmental laws and regulations. Respondent shall use the SEP Offset Amount only for the direct cost of implementing the project and no portion shall be spent on administrative costs.   |        |           |          |          |          |          |
|    |                           |                                     | Respondent certifies that there is no prior commitment to do this project and that it is being performed solely in an effort to settle this enforcement action.  |        |           |          |          |          |          |
| WQ | 15048                     | City of Aubrey                      | 04/13/2007   | 1.00:1 | 9,680.00  | 1,936.00 | 0.00     | 7,744.00 | 7,744.00 |
|    | POLLUTION PREVENTION      |                                     | The City of Aubrey shall connect approximately five substandard or failing septic systems of low-income homes located within the City of Aubrey. The project shall include purchasing and installing sewer system lateral lines, clean-outs, and other materials required to complete the work and make it fully operational. The City shall properly decommission and abandon the residents' old septic tanks. This project shall be done at no cost to the homeowners. The SEP shall be done in accordance with all federal, state and local environmental laws and regulations. The City of Aubrey shall use SEP monies only for the direct cost of implementing the project and no portion shall be spent on administrative costs.         |        |           |          | 7,744.00 | 7,744.00 |          |
| WQ | 30940                     | City of West                        | 06/29/2007   | 1.00:1 | 11,825.00 | 2,365.00 | 0.00     | 9,460.00 | 9,460.00 |
|    | CLEAN UP                  |                                     | The Respondent shall contribute to the Third-Party Recipient pursuant to the agreement between the Third-Party Recipient and the TCEQ. Specifically, the contribution will be used to clean-up sites where tires have been disposed of illegally. Eligible sites will be limited to those where a responsible party cannot be found and where reasonable efforts have been made to prevent the dumping. SEP monies will be used to pay for the direct cost of collecting and disposing of tires. All dollars contributed will be used solely for the direct cost of the project and no portion will be spent on administrative costs. The SEP will be done in accordance with all federal, state and local environmental laws and regulations. |        |           |          | 9,460.00 | 9,460.00 |          |
|    |                           |                                     | The Respondent certifies that there is no prior commitment to do this project and that it is being performed solely in an effort to settle this enforcement action.  |        |           |          |          |          |          |

\* There are Multiple Respondent Names associated to this Case No.

## Appendix 12: List of SEP's & SEP Projects - FY 2007

### Single Program

|    |       |                                      |   |        |           |          |           |           |           |
|----|-------|--------------------------------------|---|--------|-----------|----------|-----------|-----------|-----------|
| WQ | 26741 | City of Emory                        | 05/11/2007  | 1.00:1 | 4,840.00  | 968.00   | 0.00      | 3,872.00  | 3,872.00  |
|    |       | CLEAN UP                             | <p>The City of Emory will contribute to the RC&amp;D Abandoned Tire Clean-up project in Rains County. The contribution will be used to clean-up sites in Rains County where tires have been disposed of illegally. Eligible sites will be limited to those where a responsible party cannot be found and where reasonable efforts have been made to prevent the dumping. SEP monies will be used to pay for the direct cost of the project, and no portion will be spent on administrative costs. The SEP will be done in accordance with all federal, state, and local environmental laws and regulations.</p> <p>The City of Emory certifies that there is no prior commitment to make this contribution and that it is being done solely in an effort to settle this enforcement action.</p>   |        |           |          |           | 3,872.00  | 3,872.00  |
| WQ | 29389 | City of Rhome                        | 11/18/2006  | 1.00:1 | 31,900.00 | 6,380.00 | 0.00      | 25,520.00 | 25,520.00 |
|    |       | POLLUTION PREVENTION                 | <p>The Respondent shall contribute to the Third-Party Recipient to the agreement between the Third-Party Recipient and the TCEQ. Specifically, the contribution will be used to provide low income rural homeowners with assistance to enable the repair and replacement of their failing on-site wastewater systems. SEP monies will be used for the labor and materials costs related to repairing or replacing the failing systems. The recipients will not be charged for the cost of replacing or repairing the failing systems.</p>   |        |           |          |           | 25,520.00 | 25,520.00 |
| WQ | 32060 | City of Dumas                        | 08/23/2007  | 1.00:1 | 2,704.00  | 540.00   | 0.00      | 2,164.00  | 2,164.00  |
|    |       | POLLUTION PREVENTION                 | <p>The Respondent shall contribute to the Third-Party Recipient pursuant to the agreement between the Third-Party Recipient and the TCEQ. Specifically, the contribution will be used to provide low income rural homeowners with assistance to enable the repair or replacement of their failing on-site wastewater systems. SEP monies will be used to pay for the labor and materials costs related to repairing or replacing the failing systems. The recipients will not be charged for the cost of replacing or repairing the failing systems.</p> <p>The Respondent certifies that there is no prior commitment to do this project and that it is being performed solely in an effort to settle this enforcement action.</p>   |        |           |          |           | 2,164.00  | 2,164.00  |
| WQ | 30308 | City of Savoy                        | 07/13/2007  | 1.00:1 | 10,400.00 | 2,080.00 | 0.00      | 8,320.00  | 8,320.00  |
|    |       | POLLUTION PREVENTION                 | <p>The City of Savoy shall connect approximately two low- to moderate-income residences, which are currently on septic systems, to the sanitary sewer system. The project shall include purchasing and installing sewer system lateral lines, clean-outs, a manhole, and other materials required to complete the work and make it fully operational. The City shall properly decommission and abandon the residents' old septic tanks. This project shall be done at no cost to the homeowners. The SEP shall be done in accordance with all federal, state and local environmental laws and regulations. The City of Savoy shall use SEP monies only for the direct cost of implementing the project and no portion shall be spent on administrative costs.</p> <p>The City of Savoy certifies that there is no prior commitment to do this project and that it is being performed solely in an effort to settle this enforcement action.</p> |        |           |          |           | 8,320.00  | 8,320.00  |
| WQ | 30507 | SEC Energy Products & Services, L.P. | 03/19/2007  | 1.00:1 | 40,508.00 | 8,102.00 | 16,203.00 | 16,203.00 | 16,203.00 |

\* There are Multiple Respondent Names associated to this Case No.

## Appendix 12: List of SEP's & SEP Projects - FY 2007

### Single Program

|    |                      |   |            |           |           |          |        |           |           |
|----|----------------------|---|------------|-----------|-----------|----------|--------|-----------|-----------|
|    | CLEAN UP             | The Respondent will contribute to Galveston Bay Restoration "Marsh Mania" in Harris County. The contribution will be used in accordance with the Supplemental Environmental Project Agreement between the Galveston Bay Foundation and the Texas Commission on Environmental Quality. SEP monies will be used to restore shoreline elevations, growing plants for shoreline restoration, and planting new habitat. Historic subsidence and erosion have resulted in shoreline elevations which are too low to support vegetation. This project will seek to raise elevations by scraping and terracing. Scraping involves the use of earthmoving equipment to grade an eroded, bluff-like shoreline so that it slopes gradually towards the water resulting in the ability of plant growth. Terracing uses earthmoving equipment to create small levees by burrowing and stacking sediment in shallow water. The high elevation can then be planted with emergent vegetation. SEP monies will be used to pay for the direct costs of the implementation of the project, including material, equipment, and labor costs. | 16,203.00  | 16,203.00 |           |          |        |           |           |
| WQ | 31186                | Acton MUD   | 05/25/2007 | 1.00:1    | 5,775.00  | 1,155.00 | 0.00   | 4,620.00  | 4,620.00  |
|    | POLLUTION PREVENTION | The Respondent shall contribute to the Third-Party Recipient pursuant to the agreement between the Third-Party Recipient and the TCEQ. Specifically, the contribution will be used to provide low income rural homeowners with assistance to enable the repair or replacement of their failing on-site wastewater systems. SEP monies will be used to pay for the labor and materials costs related to repairing or replacing the failing systems. The recipients will not be charged for the cost of replacing or repairing the failing systems.<br><br>The Respondent certifies that there is no prior commitment to do this project and that it is being performed solely in an effort to settle this enforcement action.  | 4,620.00   | 4,620.00  |           |          |        |           |           |
| WQ | 12305                | City of Brenham   | 08/31/2007 | 1.00:1    | 44,150.00 | 0.00     | 0.00   | 44,150.00 | 44,150.00 |
|    | CLEAN UP             | The Respondent shall contribute the SEP Amount to the Third-Party Recipient pursuant to the agreement between the Third-Party Recipient and the TCEQ. Specifically, the contribution will be used to provide local residents with a means of properly disposing household hazardous wastes such as paint, thinners, pesticides, oil and gas, corrosive cleaners, and fertilizers in one day collection events. SEP monies will be used to pay for the associated labor, materials, and disposal costs. Citizens will not be charged disposal fees. The project is administered in accordance with TCEQ guidance on household hazardous waste and in compliance with federal, state, and local environmental laws and regulations. All dollars contributed will be used solely for the direct cost of the project and no portion will be spent on administrative costs.  | 44,150.00  | 44,150.00 |           |          |        |           |           |
| WQ | 31969                | City of College Station   | 08/23/2007 | 1.00:1    | 4,700.00  | 940.00   | 0.00   | 3,760.00  | 3,760.00  |
|    | POLLUTION PREVENTION | The Respondent shall contribute to the Third-Party Recipient pursuant to the agreement between the Third-Party Recipient and the TCEQ. Specifically, the contribution will be used to provide low income rural homeowners with assistance to enable the repair or replacement of their failing on-site wastewater systems. SEP monies will be used to pay for the labor and materials costs related to repairing or replacing the failing systems. The recipients will not be charged for the cost of replacing or repairing the failing systems.<br><br>The Respondent certifies that there is no prior commitment to do this project and that it is being performed solely in an effort to settle this enforcement action.  | 3,760.00   | 3,760.00  |           |          |        |           |           |
| WQ | 32127                | NJB & Sons, Inc.  | 08/31/2007 | 1.00:1    | 1,250.00  | 250.00   | 500.00 | 500.00    | 500.00    |

\* There are Multiple Respondent Names associated to this Case No.

## Appendix 12: List of SEP's & SEP Projects - FY 2007

### Single Program

|    |                      |  |            |        |           |          |          |           |           |
|----|----------------------|--|------------|--------|-----------|----------|----------|-----------|-----------|
|    | POLLUTION PREVENTION | The Respondent shall contribute to the Third-Party Recipient pursuant to the agreement between the Third-Party Recipient and the TCEQ. Specifically, the contribution will be used to provide low income rural homeowners with assistance to enable the repair or replacement of their failing on-site wastewater systems. SEP monies will be used to pay for the labor and materials costs related to repairing or replacing the failing systems. The recipients will not be charged for the cost of replacing or repairing the failing systems.<br><br>The Respondent certifies that there is no prior commitment to do this project and that it is being performed solely in an effort to settle this enforcement action.   | 500.00     | 500.00 |           |          |          |           |           |
| WQ | 31968                | Port of Houston Authority  | 08/23/2007 | 1.00:1 | 4,620.00  | 924.00   | 0.00     | 3,696.00  | 3,696.00  |
|    | CLEAN UP             | The Respondent will contribute to Gulf Coast Waste Disposal Authority ("GCWDA") for its River, Lakes, Bays 'N Bayous Trash Bash in Harris County. The contribution will be used in accordance with the Supplemental Environmental Project Agreement between the GCWDA and the Texas Commission on Environmental Quality. Specifically, the contribution will be used to pay for materials, supplies, disposal costs, and transportation costs directly associated with the cleanup of trash and pollutants from the Galveston Bay and the San Jacinto watershed.<br><br>The Respondent certifies that there is no prior commitment to do this project and that it is being performed solely in an effort to settle this enforcement action.  |            |        |           |          |          | 3,696.00  | 3,696.00  |
| WQ | 30177                | City of Pflugerville   | 03/05/2007 | 1.00:1 | 12,700.00 | 2,540.00 | 0.00     | 10,160.00 | 10,160.00 |
|    | CLEAN UP             | The Respondent will contribute to Lower Colorado River Authority ("LCRA") Household Hazardous Waste and Reusable Materials Collection in Travis County. The contribution will be used in accordance with the Supplemental Environmental Project Agreement between the Lower Colorado River Authority and the Texas Commission on Environmental Quality. SEP monies will be used to sponsor household hazardous waste collection events, battery collection events, used oil collection events, paint collection events, and tire collection events in conjunction with local city and county governments through the LCRA Statutory District. These collection events provide citizens with a safe and convenient opportunity to properly dispose of household hazardous wastes such as: paint, tires, pesticides, motor oil, oil filters, antifreeze, batteries, and household cleaners. Citizens will be encouraged to reuse unused portions of properly labeled and handled chemical products (i.e. fertilizers, paints, and some pesticides/herbicides) through the reusable materials exchange. SEP monies will be used by LCRA to supplement scheduled events, and to add additional collection events. The LCRA has not previously budgeted for these supplemental, additional, or special collection events and will not budget for them.<br><br>The Respondent certifies that there is no prior commitment to do this project and that it is being performed solely in an effort to settle this enforcement action. |            |        |           |          |          | 10,160.00 | 10,160.00 |
| WQ | 31264                | City of Killeen  | 08/23/2007 | 1.00:1 | 4,880.00  | 0.00     | 0.00     | 4,880.00  | 4,880.00  |
|    | CLEAN UP             | Respondent shall hold a one-day city-wide waste collection and recycling event and a waste tire dump clean up event. The clean up event must include recycling batteries, electronics, and tires.  |            |        |           |          |          | 4,880.00  | 4,880.00  |
| WQ | 31054                | Aqua Development, Inc.   | 04/26/2007 | 1.00:1 | 6,080.00  | 1,216.00 | 2,432.00 | 2,432.00  | 2,432.00  |

\* There are Multiple Respondent Names associated to this Case No.



## Appendix 12: List of SEP's & SEP Projects - FY 2007

### Single Program

|    |                      |   |            |          |           |          |      |          |          |
|----|----------------------|---|------------|----------|-----------|----------|------|----------|----------|
|    | CLEAN UP             | The Respondent will contribute to Gulf Coast Waste Disposal Authority ("GCWDA") for its River, Lakes, Bays 'N Bayous Trash Bash in Harris County. The contribution will be used in accordance with the Supplemental Environmental Project Agreement between the GCWDA and the Texas Commission on Environmental Quality. Specifically, the contribution will be used to pay for materials, supplies, disposal costs, and transportation costs directly associated with the cleanup of trash and pollutants from the Galveston Bay and the San Jacinto watershed.<br><br>The Respondent certifies that there is no prior commitment to do this project and that it is being performed solely in an effort to settle this enforcement action.   | 2,432.00   | 2,432.00 |           |          |      |          |          |
| WQ | 24961                | City of Penelope  | 08/10/2007 | 1.00:1   | 7,000.00  | 1,400.00 | 0.00 | 5,600.00 | 5,600.00 |
|    | POLLUTION REDUCTION  | Respondent shall hold a one-day community-wide waste tire collection event in which residents will be allowed to bring tires to a drop-off location for proper disposal by the City at no cost to the residents. Respondent shall ensure that the event: occurs on a weekend during daylight hours; offers to the public a convenient drop-off location; is organized and advertised by the City; utilizes an authorized contractor for proper disposal of the tires.<br><br>Respondent shall collect, transport, and dispose of the collected wastes. SEP monies related to this Order will be used for rental of heavy equipment such as collection trailers, labor, advertising, and transport and disposal costs. Respondent shall perform this project in accordance with all federal, state and local laws and regulations.   | 5,600.00   | 5,600.00 |           |          |      |          |          |
| WQ | 31796                | City of Pflugerville  | 06/29/2007 | 1.00:1   | 10,350.00 | 2,070.00 | 0.00 | 8,280.00 | 8,280.00 |
|    | CLEAN UP             | The Respondent will contribute to Lower Colorado River Authority ("LCRA") Household Hazardous Waste and Reusable Materials Collection in Travis County. The contribution will be used in accordance with the Supplemental Environmental Project Agreement between the Lower Colorado River Authority and the Texas Commission on Environmental Quality. SEP monies will be used to sponsor household hazardous waste collection events, battery collection events, used oil collection events, paint collection events, and tire collection events in conjunction with local city and county governments through the LCRA Statutory District. These collection events provide citizens with a safe and convenient opportunity to properly dispose of household hazardous wastes such as: paint, tires, pesticides, motor oil, oil filters, antifreeze, batteries, and household cleaners. Citizens will be encouraged to reuse unused portions of properly labeled and handled chemical products (i.e. fertilizers, paints, and some pesticides/herbicides) through the reusable materials exchange. SEP monies will be used by LCRA to supplement scheduled events, and to add additional collection events. The LCRA has not previously budgeted for these supplemental, additional, or special collection events and will not budget for them. | 8,280.00   | 8,280.00 |           |          |      |          |          |
| WQ | 24701                | City of Blossom   | 08/31/2007 | 1.00:1   | 10,221.00 | 2,044.00 | 0.00 | 8,177.00 | 8,177.00 |
|    | POLLUTION PREVENTION | Respondent shall provide assistance to repair or replace failing or inadequately designed private sewer lines, access units, and clean-outs for low-income residents. SEP monies will be used to replace approximately 1,100 linear feet of sewer lines, install two manholes, and provide cleanouts on the lines at approximately fourteen (14) residences on Sunset Street located in Lamar County.   | 8,177.00   | 8,177.00 |           |          |      |          |          |
| WQ | 30927                | City of Edinburg  | 04/26/2007 | 1.00:1   | 10,213.00 | 2,043.00 | 0.00 | 8,170.00 | 8,170.00 |

\* There are Multiple Respondent Names associated to this Case No.

## Appendix 12: List of SEP's & SEP Projects - FY 2007

### Single Program

|    |                      |  |            |          |           |          |      |           |           |
|----|----------------------|--|------------|----------|-----------|----------|------|-----------|-----------|
|    | POLLUTION PREVENTION | The Respondent will contribute to the Third-Party Recipient pursuant to the agreement between the Third-Party Recipient and the TCEQ. Specifically, provide low income homeowners with failing on-site wastewater treatment systems or no system at all, with technical and financial assistance to install, repair, or replace those water and wastewater sewage systems. To reduce costs, the Third-Party Recipient teams with low income homeowners to solve water and wastewater problems by working together to build water and wastewater infrastructures. SEP contributions are to be used for material and labor costs.<br><br>The Respondent certifies that there is no prior commitment to do this project and that it is being performed solely in an effort to settle this enforcement action.   | 8,170.00   | 8,170.00 |           |          |      |           |           |
| WQ | 24911                | TOWN OF WINDOM   | 10/19/2006 | 1.00:1   | 7,110.00  | 1,422.00 | 0.00 | 5,688.00  | 5,688.00  |
|    | POLLUTION PREVENTION | The Respondent shall contribute to the Third-Party Recipient pursuant to the agreement between the Third-Party Recipient and the TCEQ. Specifically, the contribution will be used to provide low income rural homeowners with assistance to enable the repair or replacement of their failing on-site wastewater systems. SEP monies will be used to pay for the labor and materials costs related to repairing or replacing the failing systems. The recipients will not be charged for the cost of replacing or repairing the failing systems.<br><br>The Respondent certifies that there is no prior commitment to do this project and that it is being performed solely in an effort to settle this enforcement action.   | 5,688.00   | 5,688.00 |           |          |      |           |           |
| WQ | 31666                | Chapel Hill Independent School District  | 06/29/2007 | 1.00:1   | 9,240.00  | 1,848.00 | 0.00 | 7,392.00  | 7,392.00  |
|    | POLLUTION PREVENTION | The Respondent shall contribute to the Third-Party Recipient pursuant to the agreement between the Third-Party Recipient and the TCEQ. Specifically, the contribution will be used to provide low income rural homeowners with assistance to enable the repair or replacement of their failing on-site wastewater systems. SEP monies will be used to pay for the labor and materials costs related to repairing or replacing the failing systems. The recipients will not be charged for the cost of replacing or repairing the failing systems.<br><br>The Respondent certifies that there is no prior commitment to do this project and that it is being performed solely in an effort to settle this enforcement action.   | 7,392.00   | 7,392.00 |           |          |      |           |           |
| WQ | 29028                | Cal Farley's Boys Ranch  | 09/21/2006 | 1.00:1   | 2,500.00  | 500.00   | 0.00 | 2,000.00  | 2,000.00  |
|    | POLLUTION REDUCTION  | The Respondent shall contribute to the Third-Party Recipient pursuant to the agreement between the Third-Party Recipient and the TCEQ. Specifically, the Third-Party Recipient will coordinate with city and/or county governmental officials regarding the clean up of sites where trash has been disposed of illegally. Eligible sites will be limited to those where a responsible party can not be identified and where there is no pre-existing obligation to clean up the site by the owner or the government. Additionally, reasonable efforts must have already been taken to prevent the dumping. SEP monies will be used to pay for the direct cost of collection and disposal of debris. All dollars contributed will be used solely for the direct cost of the project and no portion will be spent on administrative costs. The SEP will be done in accordance with all federal, state and local environmental laws and regulations.<br><br>The Respondent certifies that there is no prior commitment to do this project and that it is being performed solely in an effort to settle this enforcement action. | 2,000.00   | 2,000.00 |           |          |      |           |           |
| WQ | 21428                | City of Georgetown   | 03/19/2007 | 1.00:1   | 15,625.00 | 0.00     | 0.00 | 15,625.00 | 15,625.00 |

\* There are Multiple Respondent Names associated to this Case No.

## Appendix 12: List of SEP's & SEP Projects - FY 2007

### Single Program

|    |                      |  |   |        |          |          |           |           |          |
|----|----------------------|--|---|--------|----------|----------|-----------|-----------|----------|
|    | POLLUTION PREVENTION |  | The Respondent shall contribute to the Third-Party Recipient pursuant to the agreement between the Third-Party Recipient and the TCEQ. Specifically, the contribution will be used to provide low income rural homeowners with assistance to enable the repair or replacement of their failing on-site wastewater systems. SEP monies will be used to pay for the labor and materials costs related to repairing or replacing the failing systems. The recipients will not be charged for the cost of replacing or repairing the failing systems  |        |          |          | 15,625.00 | 15,625.00 |          |
|    |                      |  | The Respondent certifies that there is no prior commitment to do this project and that it is being performed solely in an effort to settle this enforcement action.   |        |          |          |           |           |          |
| WQ | 29334                | North Texas District Council<br>Assemblies of God              | 11/18/2006  | 1.00:1 | 8,910.00 | 1,782.00 | 0.00      | 7,128.00  | 7,128.00 |
|    | POLLUTION PREVENTION |  | The Respondent shall contribute to the Third-Party Recipient pursuant to the agreement between the Third-Party Recipient and the TCEQ. Specifically, the contribution will be used to provide low income rural homeowners with assistance to enable the repair or replacement of their failing on-site wastewater systems. SEP monies will be used to pay for the labor and materials costs related to repairing or replacing the failing systems. The recipients will not be charged for the cost of replacing or repairing the failing systems.   |        |          |          | 7,128.00  | 7,128.00  |          |
|    |                      |  | The Respondent certifies that there is no prior commitment to do this project and that it is being performed solely in an effort to settle this enforcement action.   |        |          |          |           |           |          |
| WQ | 25515                | City of East Tawakoni  | 09/21/2006  | 1.00:1 | 9,680.00 | 1,936.00 | 0.00      | 7,744.00  | 7,744.00 |
|    | POLLUTION PREVENTION |  | The Respondent shall contribute to the Third-Party Recipient pursuant to the agreement between the Third-Party Recipient and the TCEQ. Specifically, the contribution will be used to provide low income rural homeowners with assistance to enable the repair or replacement of their failing on-site wastewater systems. SEP monies will be used to pay for the labor and materials costs related to repairing or replacing the failing systems. The recipients will not be charged for the cost of replacing or repairing the failing systems.   |        |          |          | 7,744.00  | 7,744.00  |          |
|    |                      |  | The Respondent certifies that there is no prior commitment to do this project and that it is being performed solely in an effort to settle this enforcement action.   |        |          |          |           |           |          |
| WQ | 29390                | Kendall County Water Control<br>and Improvement District No. 1 | 11/03/2006  | 1.00:1 | 8,550.00 | 1,710.00 | 0.00      | 6,840.00  | 6,840.00 |
|    | POLLUTION PREVENTION |  | The Respondent shall contribute to the Third-Party Recipient pursuant to the agreement between the Third-Party Recipient and the TCEQ. Specifically, the contribution will be used to provide local residents with a means of properly disposing household hazardous wastes such as paint, thinners, pesticides, oil and gas, corrosive cleaners, and fertilizers in one day collection events. SEP monies will be used to pay for the associated labor, materials, and disposal costs. Citizens will not be charged disposal fees. The project is administered in accordance with TCEQ guidance on household hazardous waste and in compliance with federal, state, and local environmental laws and regulations. All dollars contributed will be used solely for the direct cost of the project and no portion will be spent on administrative costs. |        |          |          | 6,840.00  | 6,840.00  |          |
|    |                      |  | The Respondent certifies that there is no prior commitment to do this project and that it is being performed solely in an effort to settle this enforcement action.   |        |          |          |           |           |          |
|    |                      |  | This SEP will provide a discernible environmental benefit by providing a means of properly disposing household hazardous waste which might otherwise be disposed of in storm drains, the sewage system, or other means detrimental to the environment.  |        |          |          |           |           |          |
| WQ | 25947                | Camp for all Foundation  | 08/31/2007  | 1.00:1 | 3,240.00 | 648.00   | 0.00      | 2,592.00  | 2,592.00 |

\* There are Multiple Respondent Names associated to this Case No.

## Appendix 12: List of SEP's & SEP Projects - FY 2007

### Single Program

|  |       |  |            |              |            |              |              |              |           |
|--|-------|--|------------|--------------|------------|--------------|--------------|--------------|-----------|
| POLLUTION PREVENTION                       |       | <p>The Respondent shall contribute to the Third-Party Recipient pursuant to the agreement between the Third-Party Recipient and the TCEQ. Specifically, the contribution will be used to provide low income rural homeowners with assistance to enable the repair or replacement of their failing on-site wastewater systems. SEP monies will be used to pay for the labor and materials costs related to repairing or replacing the failing systems. The recipients will not be charged for the cost of replacing or repairing the failing systems.</p> <p>The Respondent certifies that there is no prior commitment to do this project and that it is being performed solely in an effort to settle this enforcement action.</p>  |            |              |            |              | 2,592.00     | 2,592.00     |           |
| WQ   | 30680 | City of Kerrville  | 03/05/2007 | 1.00:1       | 24,900.00  | 0.00         | 0.00         | 24,900.00    | 24,900.00 |
| CLEAN UP                                   |       | <p>The Respondent shall contribute the SEP Amount to the Third-Party Recipient pursuant to the agreement between the Third-Party Recipient and the TCEQ. Specifically, the contribution will be used to provide local residents with a means of properly disposing household hazardous wastes such as paint, thinners, pesticides, oil and gas, corrosive cleaners, and fertilizers in one day collection events. SEP monies will be used to pay for the associated labor, materials, and disposal costs. Citizens will not be charged disposal fees. The project is administered in accordance with TCEQ guidance on household hazardous waste and in compliance with federal, state, and local environmental laws and regulations. All dollars contributed will be used solely for the direct cost of the project and no portion will be spent on administrative costs.</p> <p>The Respondent certifies that there is no prior commitment to do this project and that it is being performed solely in an effort to settle this enforcement action.</p> |            |              |            |              | 24,900.00    | 24,900.00    |           |
| WQ   | 31854 | Texas Department of Criminal Justice   | 08/31/2007 | 1.00:1       | 40,280.00  | 8,056.00     | 0.00         | 32,224.00    | 32,224.00 |
| CLEAN UP                                   |       | <p>The Respondent shall contribute to the Third-Party Recipient pursuant to the agreement between the Third-Party Recipient and the TCEQ. Specifically, the contribution will be used to coordinate with city and/or county governmental officials regarding the clean up of sites where trash has been disposed of illegally. Eligible sites will be limited to those where a responsible party can not be identified and where there is no pre-existing obligation to clean up the site by the owner or the government. Additionally, reasonable efforts must have already been taken to prevent the dumping. SEP monies will be used to pay for the direct cost of collection and disposal of debris. All dollars contributed will be used solely for the direct cost of the project and no portion will be spent on administrative costs. The SEP will be done in accordance with all federal, state and local environmental laws and regulations.</p>   |            |              |            |              | 32,224.00    | 32,224.00    |           |
| <b>Count of Single Program Orders: 142</b> |       |  | Total:     | 3,167,645.00 | 282,468.00 | 1,075,819.00 | 1,809,358.00 | 1,809,358.00 |           |

\* There are Multiple Respondent Names associated to this Case No.

## Appendix 12: List of SEP's & SEP Projects - FY 2007

### Multi-Media Program

Date Range Selected : 09/01/2006 - 08/31/2007

| PGM | Case No. | Respondent Name             | Effective Date   | Ratio  | Assessed Amt | Deferred Amt | Payable Amt | SEP Cost  | SEP Offset |
|-----|----------|-----------------------------|--|--------|--------------|--------------|-------------|-----------|------------|
| MM  | 29316    | Texas Sludge Disposal, Inc. | 10/02/2006   | 1.00:1 | 2,725.00     | 545.00       | 1,090.00    | 1,090.00  | 1,090.00   |
|     |          | ENVIRONMENTAL ENHANCEMENT   | <p>The Respondent shall contribute to the Third-Party Recipient pursuant to the agreement between the Third-Party Recipient and the TCEQ. The Coastal Bend Audubon Society owns the North Bay Sanctuary. It is a 75-acre, largely wooded tract containing a 5-acre pond. The site includes a 12-foot viewing tower that can accommodate 15 people on the upper platform. Specifically, the contribution will be used to maintain the existing roads in the sanctuary, control Prickly Pear Cacti in a 20-acre section of the sanctuary, and assist in the removal of invasive reeds and other plants from the eastern section of the pond.</p> <p>The Respondent certifies that there is no prior commitment to do this project and that it is being performed solely in an effort to settle this enforcement action.</p>  |        |              |              |             | 1,090.00  | 1,090.00   |
| MM  | 29879    | ExxonMobil Oil Corporation  | 04/26/2007   | 1.00:1 | 13,500.00    | 2,700.00     | 5,400.00    | 5,400.00  | 5,400.00   |
|     |          | POLLUTION PREVENTION        | <p>The Respondent shall contribute to the Third-Party Recipient pursuant to the agreement between the Third-Party Recipient and the TCEQ. Specifically, the Third-Party Recipient will contribute to Jefferson County for its Retrofit/Replacement of Heavy Equipment and Vehicles with Alternative Fueled Equipment and Vehicles. Specifically, the contribution will be used to purchase alternative fueled equipment such as propane or electric powered lawn mowers, propane powered light duty and heavy equipment, and alternative fueled vehicles and retire diesel and gasoline powered equipment and vehicles. Jefferson County will also convert current equipment and vehicles to alternative fueled equipment in order to lower emissions.</p> <p>All dollars contributed will be used solely for the direct cost of the project and no portion will be spent on administrative costs. The SEP will be done in accordance with all federal, state and local environmental laws and regulations.</p> <p>The Respondent certifies that there is no prior commitment to make this contribution and that it is being done solely in an effort to settle this enforcement action.</p>             |        |              |              |             | 5,400.00  | 5,400.00   |
| MM  | 29712    | RM Walsdorf, Inc.           | 06/29/2007   | 1.00:1 | 15,625.00    | 3,125.00     | 6,250.00    | 6,250.00  | 6,250.00   |
|     |          | ENVIRONMENTAL RESTORATION   | <p>The Respondent shall contribute the SEP Amount to the Third-Party Recipient pursuant to the agreement between the Third-Party Recipient and the TCEQ. Specifically, the contribution will be used for restoration and revegetation of Green and Three Islands. This long-term island habitat restoration and revegetation project aims to improve nesting conditions for colonial waterbirds on these four islands by planting appropriate plants, thus further reducing damage due to erosion. The lower Laguna Madre bay system, made up of a number of islands, has significant erosion damage in size, configuration, and vegetation, making it much less suitable for nesting colonial waterbirds. Twenty-two species of colonial waterbirds, including the brown pelican, reddish egret, tricolored heron, roseate spoonbill, and white ibis will benefit directly from these restoration projects. SEP monies will be used to purchase native plant materials, equipment used in revegetation, and labor costs.</p> <p>The Respondent certifies that there is no prior commitment to do this project and that it is being performed solely in an effort to settle this enforcement action.</p> |        |              |              |             | 6,250.00  | 6,250.00   |
| MM  | 32168    | Loadcraft Industries, LTD.  | 08/31/2007   | 1.00:1 | 43,028.00    | 8,605.00     | 17,212.00   | 17,211.00 | 17,211.00  |

\* There are Multiple Respondent Names associated to this Case No.

## Appendix 12: List of SEP's & SEP Projects - FY 2007

### Multi-Media Program

|   |                           |  |              |        |            |          |              |              |              |
|---|---------------------------|--|--------------|--------|------------|----------|--------------|--------------|--------------|
|   | CLEAN UP                  | The Respondent shall contribute to the Third-Party Recipient pursuant to the agreement between the Third-Party Recipient and the TCEQ. Specifically, the contribution will be used to coordinate with city and/or county governmental officials regarding the clean up of sites where trash has been disposed of illegally. Eligible sites will be limited to those where a responsible party can not be identified and where there is no pre-existing obligation to clean up the site by the owner or the government. Additionally, reasonable efforts must have already been taken to prevent the dumping. SEP monies will be used to pay for the direct cost of collection and disposal of debris. All dollars contributed will be used solely for the direct cost of the project and no portion will be spent on administrative costs. The SEP will be done in accordance with all federal, state and local environmental laws and regulations.<br><br>The Respondent certifies that there is no prior commitment to do this project and that it is being performed solely in an effort to settle this enforcement action. |              |        |            |          | 17,211.00    | 17,211.00    |              |
| MM  | 31112                     | City of Aledo  | 08/10/2007   | 1.00:1 | 9,930.00   | 1,986.00 | 0.00         | 7,944.00     | 7,944.00     |
|   | POLLUTION PREVENTION      | The Respondent shall contribute to the Third-Party Recipient pursuant to the agreement between the Third-Party Recipient and the TCEQ. Specifically, the contribution will be used to provide low income rural homeowners with assistance to enable the repair or replacement of their failing on-site wastewater systems. SEP monies will be used to pay for the labor and materials costs related to repairing or replacing the failing systems. The recipients will not be charged for the cost of replacing or repairing the failing systems.<br><br>The Respondent certifies that there is no prior commitment to do this project and that it is being performed solely in an effort to settle this enforcement action.   |              |        |            |          |              | 7,944.00     | 7,944.00     |
| MM  | 12426                     | South Texas Chlorine, Inc.   | 04/26/2007   | 1.00:1 | 5,100.00   | 0.00     | 2,550.00     | 2,550.00     | 2,550.00     |
|   | ENVIRONMENTAL ENHANCEMENT | The Respondent shall contribute the SEP Amount to the Third-Party Recipient pursuant to the agreement between the Third-Party Recipient and the TCEQ. Specifically, the contribution will be used for restoration and revegetation of Green and Three Islands. This long-term island habitat restoration and revegetation project aims to improve nesting conditions for colonial waterbirds on these four islands by planting appropriate plants, thus further reducing damage due to erosion. The lower Laguna Madre bay system, made up of a number of islands, has significant erosion damage in size, configuration, and vegetation, making it much less suitable for nesting colonial waterbirds. Twenty-two species of colonial waterbirds, including the brown pelican, reddish egret, tricolored heron, roseate spoonbill, and white ibis will benefit directly from these restoration projects. SEP monies will be used to purchase native plant materials, equipment used in revegetation, and labor costs  |              |        |            |          |              | 2,550.00     | 2,550.00     |
| MM  | 27420                     | City of Laredo   | 05/11/2007   | 1.00:1 | 45,300.00  | 0.00     | 0.00         | 45,300.00    | 45,300.00    |
|   | POLLUTION PREVENTION      | The Respondent shall contribute to the Third-Party Recipient pursuant to the agreement between the Third-Party Recipient and the TCEQ. Specifically, the contribution will be used to provide low income rural homeowners with assistance to enable the repair or replacement of their failing on-site wastewater systems. SEP monies will be used to pay for the labor and materials costs related to repairing or replacing the failing systems. The recipients will not be charged for the cost of replacing or repairing the failing systems.<br><br>The Respondent certifies that there is no prior commitment to do this project and that it is being performed solely in an effort to settle this enforcement action.   |              |        |            |          |              | 45,300.00    | 45,300.00    |
| <b>Count of Multi-Media Program Orders: 7</b> |                           | Total:   | 135,208.00   |        | 16,961.00  |          | 32,502.00    | 85,745.00    | 85,745.00    |
| <b>Grand Total Count of Orders: 149</b>       |                           | Grand Total:   | 3,302,853.00 |        | 299,429.00 |          | 1,108,321.00 | 1,895,103.00 | 1,895,103.00 |

\* There are Multiple Respondent Names associated to this Case No.



## Appendix 13: List of Court Orders Issued FY2012

### Singles Programs

Date Range Selected : 09/01/2011 - 08/31/2012

Order Types Selected : BANKRUPTCY, DISMISSAL, FINAL JUDGMENT, RECEIVERSHIP, SETTLEMENT, TEMPORARY

| PGM                        | Case No. | Respondent Name                           | TCEQ ID      | County    | Order Date | Penalty Assessed     | Penalty Deferred | Payable Amount       | SEP Cost         | SEP Offset       | Attorney Fees     | Court Costs     |
|----------------------------|----------|---|--------------|-----------|------------|----------------------|------------------|----------------------|------------------|------------------|-------------------|-----------------|
| AQ                         | 41574    | Akzo Nobel Polymer Chemicals LLC *        |              | HARRIS    | 9/8/2011   | 6,250.00             | 0.00             | 6,250.00             | 0.00             | 0.00             | 2,500.00          | 302.00          |
| AQ                         | 42774    | CHEVRON PHILLIPS CHEMICAL COMPANY LP *    | 4437A        | HARRIS    | 11/29/2011 | 15,000.00            | 0.00             | 15,000.00            | 0.00             | 0.00             | 2,000.00          | 246.00          |
| AQ                         | 32061    | BP Products North America Inc.            | GB0004L      | GALVESTON | 12/20/2011 | 49,500,000.00        | 0.00             | 49,500,000.00        | 0.00             | 0.00             | 500,000.00        | 0.00            |
| AQ                         | 44104    | DTX Oil, LLC                              |              | HARRIS    | 1/3/2012   | 43,750.00            | 0.00             | 43,750.00            | 0.00             | 0.00             | 4,500.00          | 0.00            |
| AQ                         | 43594    | AGRIFOS FERTILIZER PASADENA *             | HG0534U      | HARRIS    | 4/11/2012  | 9,375.00             | 0.00             | 9,375.00             | 0.00             | 0.00             | 1,500.00          | 315.00          |
| AQ                         | 40401    | Aruba Petroleum, INC.                     | 93483        | WISE      | 4/13/2012  | 98,000.00            | 49,000.00        | 49,000.00            | 49,000.00        | 49,000.00        | 10,000.00         | 0.00            |
| AQ                         | 41401    | El Paso Natural Gas Company               |              | POTTER    | 6/11/2012  | 120,000.00           | 0.00             | 120,000.00           | 0.00             | 0.00             | 8,000.00          | 0.00            |
| AQ                         | 40323    | McCain Farms, LLC                         |              | CAMERON   | 6/21/2012  | 10,000.00            | 0.00             | 10,000.00            | 0.00             | 0.00             | 2,000.00          | 0.00            |
| AQ                         | 42761    | TOTAL PETROCHEMICALS USA LA PORTE PLANT * | 21538        | HARRIS    | 6/22/2012  | 12,500.00            | 0.00             | 12,500.00            | 0.00             | 0.00             | 1,800.00          | 314.00          |
| AQ                         | 33649    | Clint West                                | R10105096317 | JEFFERSON | 7/9/2012   | 4,150.00             | 0.00             | 4,150.00             | 0.00             | 0.00             | 3,412.50          | 0.00            |
| <b>Subtotal for AQ: 10</b> |          |   |              |           |            | <b>49,819,025.00</b> | <b>49,000.00</b> | <b>49,770,025.00</b> | <b>49,000.00</b> | <b>49,000.00</b> | <b>535,712.50</b> | <b>1,177.00</b> |
| ER                         | 36921    | RODRIGUEZ, ARTURO IVAN *                  |              | BEXAR     | 11/14/2011 | 0.00                 | 0.00             | 0.00                 | 0.00             | 0.00             | 3,000.00          | 0.00            |
| <b>Subtotal for ER: 1</b>  |          |   |              |           |            | <b>0.00</b>          | <b>0.00</b>      | <b>0.00</b>          | <b>0.00</b>      | <b>0.00</b>      | <b>3,000.00</b>   | <b>0.00</b>     |
| IHW                        | 32631    | WHEATLEY, RON *                           | 87488        | RAINS     | 9/12/2011  | 4,400,000.00         | 0.00             | 4,400,000.00         | 0.00             | 0.00             | 75,000.00         | 0.00            |
| IHW                        | 35053    | McCulloch County                          | F1759        | MCCULLOCH | 12/15/2011 | 0.00                 | 0.00             | 0.00                 | 0.00             | 0.00             | 0.00              | 0.00            |
| IHW                        | 432      | River City Metal Finishing, Inc. *        | 82605        | BEXAR     | 8/29/2012  | 281,400.00           | 0.00             | 281,400.00           | 0.00             | 0.00             | 11,925.00         | 0.00            |
| <b>Subtotal for IHW: 3</b> |          |   |              |           |            | <b>4,681,400.00</b>  | <b>0.00</b>      | <b>4,681,400.00</b>  | <b>0.00</b>      | <b>0.00</b>      | <b>86,925.00</b>  | <b>0.00</b>     |
| MSW                        | 32506    | Fort Worth Excavating, Inc.               | 455040173    | TARRANT   | 10/26/2011 | 50,000.00            | 0.00             | 50,000.00            | 0.00             | 0.00             | 35,000.00         | 0.00            |
| MSW                        | 2806     | Quality Caliche Pit, Inc. *               | 455150022    | HIDALGO   | 10/31/2011 | 117,175.00           | 0.00             | 117,175.00           | 0.00             | 0.00             | 10,593.75         | 0.00            |
| MSW                        | 1817     | Doyle Rinn DBA Ballinger Auto Wrecking    | 26102        | RUNNELS   | 11/17/2011 | 0.00                 | 0.00             | 0.00                 | 0.00             | 0.00             | 0.00              | 0.00            |
| MSW                        | 2818     | WALDREP, BOBBY RAY                        | 14413        | CAMERON   | 3/21/2012  | 100,000.00           | 0.00             | 100,000.00           | 0.00             | 0.00             | 4,618.75          | 0.00            |
| MSW                        | 36893    | PARKER, DAVID                             |              | MARION    | 5/3/2012   | 117,841.00           | 0.00             | 117,841.00           | 0.00             | 0.00             | 7,650.00          | 0.00            |
| MSW                        | 36893    | BULLARD, RYAN                             |              | MARION    | 5/10/2012  | 119,041.00           | 0.00             | 119,041.00           | 0.00             | 0.00             | 8,100.00          | 0.00            |
| MSW                        | 2621     | Astro Waste, Inc.                         | 40147        | HARRIS    | 6/20/2012  | 38,015.00            | 0.00             | 38,015.00            | 0.00             | 0.00             | 16,000.00         | 0.00            |
| MSW                        | 4815     | HUGHES, SCOTT                             |              | JONES     | 8/2/2012   | 105,000.00           | 0.00             | 105,000.00           | 0.00             | 0.00             | 2,000.00          | 0.00            |
| MSW                        | 659      | WORD, PRESTON *                           |              | COMAL     | 8/9/2012   | 97,960.00            | 0.00             | 97,960.00            | 0.00             | 0.00             | 20,000.00         | 0.00            |



## Singles Programs

## Appendix 13: List of Court Orders Issued FY2012

Date Range Selected : 09/01/2011 - 08/31/2012

Order Types Selected : BANKRUPTCY, DISMISSAL, FINAL JUDGMENT, RECEIVERSHIP, SETTLEMENT, TEMPORARY

| PGM                             | Case No. | Respondent Name   | TCEQ ID      | County    | Order Date | Penalty Assessed | Penalty Deferred | Payable Amount | SEP Cost   | SEP Offset | Attorney Fees | Court Costs |
|---------------------------------|----------|---|--------------|-----------|------------|------------------|------------------|----------------|------------|------------|---------------|-------------|
| Subtotal for MSW: 9             |          |   |              |           |            | 745,032.00       | 0.00             | 745,032.00     | 0.00       | 0.00       | 103,962.50    | 0.00        |
| PST                             | 33643    | Raul R. Martinez  | 61800        | TARRANT   | 10/3/2011  | 41,950.00        | 0.00             | 41,950.00      | 0.00       | 0.00       | 13,568.75     | 0.00        |
| PST                             | 2375     | HALL, BILLY G   | 67740        |           | 11/29/2011 | 0.00             | 0.00             | 0.00           | 0.00       | 0.00       | 0.00          | 0.00        |
| PST                             | 36271    | GARCIA, LEONARD   | 8230         | TOM GREEN | 12/14/2011 | 46,950.00        | 0.00             | 46,950.00      | 0.00       | 0.00       | 1,600.00      | 0.00        |
| PST                             | 34933    | Pasadena Investment Group Corporation                           | 43773        | JEFFERSON | 2/22/2012  | 63,150.00        | 0.00             | 63,150.00      | 0.00       | 0.00       | 7,600.00      | 0.00        |
| PST                             | 37551    | We Are Crazy, Inc.  | 68602        | ORANGE    | 6/28/2012  | 50,623.00        | 0.00             | 50,623.00      | 0.00       | 0.00       | 2,137.00      | 0.00        |
| PST                             | 35449    | JONES, THOMAS *   | 21661        | GRAYSON   | 7/26/2012  | 25,425.00        | 0.00             | 25,425.00      | 0.00       | 0.00       | 1,505.00      | 0.00        |
| Subtotal for PST: 6             |          |   |              |           |            | 228,098.00       | 0.00             | 228,098.00     | 0.00       | 0.00       | 26,410.75     | 0.00        |
| PWS                             | 36058    | Cain Addition HomeOwners Association CAHA *                     | 1370036      | *MULTIPLE | 10/11/2011 | 0.00             | 0.00             | 0.00           | 0.00       | 0.00       | 0.00          | 0.00        |
| PWS                             | 7462     | KELLY, FRANCIS *  | 0250032      | BROWN     | 1/12/2012  | 0.00             | 0.00             | 0.00           | 0.00       | 0.00       | 0.00          | 0.00        |
| PWS                             | 42482    | Cyndie Park 2 Water Supply Corporation                          | 1780050      | NUECES    | 2/21/2012  | 153,700.00       | 0.00             | 153,700.00     | 0.00       | 0.00       | 6,297.50      | 0.00        |
| PWS                             | 7009     | RIVER RUN WATER SYSTEM *  | 0200575      | BRAZORIA  | 3/7/2012   | 0.00             | 0.00             | 0.00           | 0.00       | 0.00       | 0.00          | 0.00        |
| PWS                             | 42001    | ESSEX, DOROTHY A  | 0150156      | BEXAR     | 4/16/2012  | 116,850.00       | 0.00             | 116,850.00     | 0.00       | 0.00       | 8,312.50      | 0.00        |
| PWS                             | 7009     | RIVER RUN WATER SYSTEM *  | 0200575      | BRAZORIA  | 4/26/2012  | 64,250.00        | 0.00             | 64,250.00      | 0.00       | 0.00       | 17,500.00     | 0.00        |
| Subtotal for PWS: 6             |          |   |              |           |            | 334,800.00       | 0.00             | 334,800.00     | 0.00       | 0.00       | 32,110.00     | 0.00        |
| WQ                              | 2686     | HAWLEY, BAILEY RAY  | WQ0013853001 | *MULTIPLE | 9/30/2011  | 149,650.00       | 0.00             | 149,650.00     | 0.00       | 0.00       | 57,000.00     | 0.00        |
| WQ                              | 33444    | THOMAS, TOMMY JOE   | WQ0012919001 | HARRIS    | 10/24/2011 | 16,500.00        | 0.00             | 16,500.00      | 0.00       | 0.00       | 8,500.00      | 0.00        |
| WQ                              | 43310    | SAMUEL OGUNTOPE DBA UNIQUE FOREIGN & AMERICAN USED AUTO PARTS * | TXR05V918    | HARRIS    | 1/10/2012  | 21,775.00        | 0.00             | 21,775.00      | 0.00       | 0.00       | 0.00          | 242.00      |
| WQ                              | 43061    | NORTHWOODS APARTMENTS *   | LGL106258171 | HARRIS    | 2/10/2012  | 93,750.00        | 0.00             | 93,750.00      | 0.00       | 0.00       | 0.00          | 0.00        |
| WQ                              | 43891    | Vam USA LLC *   | WQ0003420000 | HARRIS    | 2/14/2012  | 72,500.00        | 36,250.00        | 36,250.00      | 72,500.00  | 72,500.00  | 2,000.00      | 0.00        |
| WQ                              | 43103    | Advanced Formulas, Inc.   |              | HARRIS    | 5/18/2012  | 17,562.00        | 0.00             | 17,562.00      | 0.00       | 0.00       | 0.00          | 0.00        |
| WQ                              | 42974    | Arch-Con Corporation *  |              | HARRIS    | 8/29/2012  | 17,500.00        | 0.00             | 17,500.00      | 0.00       | 0.00       | 6,000.00      | 307.00      |
| Subtotal for WQ: 7              |          |   |              |           |            | 389,237.00       | 36,250.00        | 352,987.00     | 72,500.00  | 72,500.00  | 73,500.00     | 549.00      |
| Total for Singles Programs : 42 |          |   |              |           |            | 56,197,592.00    | 85,250.00        | 56,112,342.00  | 121,500.00 | 121,500.00 | 861,620.75    | 1,726.00    |

## Multi-Media Programs

## Appendix 13: List of Court Orders Issued FY2012

Date Range Selected : 09/01/2011 - 08/31/2012

Order Types Selected : BANKRUPTCY, DISMISSAL, FINAL JUDGMENT, RECEIVERSHIP, SETTLEMENT, TEMPORARY

| PGM                                       | Case No. | Respondent Name                          | TCEQ ID   | County  | Order Date | Penalty Assessed     | Penalty Deferred | Payable Amount       | SEP Cost          | SEP Offset        | Attorney Fees       | Court Costs     |
|---|----------|--|-----------|---------|------------|----------------------|------------------|----------------------|-------------------|-------------------|---------------------|-----------------|
| MM  | 41291    | Intercontinental Terminals Company LLC * | TXR05X836 | HARRIS  | 9/29/2011  | 32,500.00            | 0.00             | 32,500.00            | 0.00              | 0.00              | 9,000.00            | 0.00            |
| MM  | 32452    | TREE DISPOSAL SITE *                     | 100003    | BEXAR   | 12/12/2011 | 0.00                 | 0.00             | 0.00                 | 0.00              | 0.00              | 235,000.00          | 0.00            |
| MM  | 38192    | NOLAN, CLARENCE LEE                      |           | BASTROP | 4/16/2012  | 24,300.00            | 0.00             | 24,300.00            | 0.00              | 0.00              | 1,031.25            | 0.00            |
| MM  | 28934    | MARTIN, VERGIL                           | 1010232   | HARRIS  | 5/17/2012  | 0.00                 | 0.00             | 0.00                 | 0.00              | 0.00              | 0.00                | 0.00            |
| MM  | 35680    | MCC Recycling LLP *                      | A85794    | HARRIS  | 5/18/2012  | 1,330,000.00         | 0.00             | 1,330,000.00         | 0.00              | 0.00              | 450,000.00          | 0.00            |
| MM  | 7319     | Sunilandings Utilities INC *             | TX0092142 | CALHOUN | 8/1/2012   | 0.00                 | 0.00             | 0.00                 | 0.00              | 0.00              | 0.00                | 0.00            |
| <b>Total for Multi-Media Programs : 6</b> |          |  |           |         |            | <b>1,386,800.00</b>  | <b>0.00</b>      | <b>1,386,800.00</b>  | <b>0.00</b>       | <b>0.00</b>       | <b>695,031.25</b>   | <b>0.00</b>     |
| <b>Total for all Programs : 48</b>        |          |  |           |         |            | <b>57,584,392.00</b> | <b>85,250.00</b> | <b>57,499,142.00</b> | <b>121,500.00</b> | <b>121,500.00</b> | <b>1,556,652.00</b> | <b>1,726.00</b> |

\* There are Multiple Respondent Names associated to this Case No.

## Appendix 14: List of Court Orders Issued FY2011

### Singles Programs

Date Range Selected : 09/01/2010 - 08/31/2011

Order Types Selected : BANKRUPTCY, DISMISSAL, FINAL JUDGMENT, RECEIVERSHIP, SETTLEMENT, TEMPORARY

| PGM                                    | Case No. | Respondent Name  | TCEQ ID          | County    | Order Date | Penalty Assessed    | Penalty Deferred  | Payable Amount      | SEP Cost          | SEP Offset        | Attorney Fees     | Court Costs   |
|--|----------|--|------------------|-----------|------------|---------------------|-------------------|---------------------|-------------------|-------------------|-------------------|---------------|
| AQ                                     | 37672    | KM Liquids Terminals LLC   | 5171             | HARRIS    | 12/20/2010 | 40,000.00           | 0.00              | 40,000.00           | 0.00              | 0.00              | 4,000.00          | 0.00          |
| AQ                                     | 41871    | CARPENTER URETHANES I, LLC *                                       | 301              | HARRIS    | 2/8/2011   | 5,000.00            | 0.00              | 5,000.00            | 0.00              | 0.00              | 1,000.00          | 0.00          |
| AQ                                     | 42338    | AIR PRODUCTS PASADENA PLANT *                                      | HG0011L          | HARRIS    | 8/2/2011   | 18,300.00           | 0.00              | 18,300.00           | 0.00              | 0.00              | 2,000.00          | 237.00        |
| <b>Subtotal for AQ : 3</b>             |          |  |                  |           |            | <b>63,300.00</b>    | <b>0.00</b>       | <b>63,300.00</b>    | <b>0.00</b>       | <b>0.00</b>       | <b>7,000.00</b>   | <b>237.00</b> |
| IHW                                    | 26555    | A.I. Divestitures, Inc. *  | TXD981054273     | WEBB      | 5/18/2011  | 200,000.00          | 100,000.00        | 100,000.00          | 100,000.00        | 100,000.00        | 70,000.00         | 0.00          |
| <b>Subtotal for IHW : 1</b>            |          |  |                  |           |            | <b>200,000.00</b>   | <b>100,000.00</b> | <b>100,000.00</b>   | <b>100,000.00</b> | <b>100,000.00</b> | <b>70,000.00</b>  | <b>0.00</b>   |
| MSW                                    | 1740     | CARR, ROBERT SR *  | 455040105        | DENTON    | 12/6/2010  | 60,000.00           | 40,000.00         | 20,000.00           | 0.00              | 0.00              | 20,000.00         | 0.00          |
| MSW                                    | 2806     | Quality Caliche Pit, Inc. *  | 455150022        | HIDALGO   | 1/7/2011   | 110,175.00          | 0.00              | 110,175.00          | 0.00              | 0.00              | 7,593.75          | 0.00          |
| MSW                                    | 28386    | CROY, CASEY  |                  | HAMILTON  | 1/13/2011  | 31,480.00           | 0.00              | 31,480.00           | 0.00              | 0.00              | 1,600.00          | 0.00          |
| MSW                                    | 39397    | PHAETHON DISPOSAL & GONZALEZ JOE & GONZALEZ EVA & ATLANTIC WASTE * |                  | HARRIS    | 1/26/2011  | 12,500.00           | 0.00              | 12,500.00           | 0.00              | 0.00              | 6,000.00          | 0.00          |
| <b>Subtotal for MSW : 4</b>            |          |  |                  |           |            | <b>214,155.00</b>   | <b>40,000.00</b>  | <b>174,155.00</b>   | <b>0.00</b>       | <b>0.00</b>       | <b>35,193.75</b>  | <b>0.00</b>   |
| PST                                    | 14729    | WARREN, MARIA E  | 31331            | MONTAGUE  | 9/23/2010  | 44,937.50           | 0.00              | 44,937.50           | 0.00              | 0.00              | 1,800.00          | 0.00          |
| PST                                    | 4632     | G B A K Properties, Inc.   | 69783            | HARRIS    | 12/6/2010  | 25,000.00           | 0.00              | 25,000.00           | 0.00              | 0.00              | 8,000.00          | 0.00          |
| PST                                    | 2843     | Sonal Enterprises Inc.   | 7106             | BEXAR     | 12/20/2010 | 83,400.00           | 0.00              | 83,400.00           | 0.00              | 0.00              | 31,800.00         | 0.00          |
| PST                                    | 31606    | ARMENDARIZ, JAVIER B   | 43280            | ECTOR     | 1/13/2011  | 49,325.00           | 0.00              | 49,325.00           | 0.00              | 0.00              | 1,400.00          | 0.00          |
| PST                                    | 33144    | SKINNER, SHARON  | 5032             | COOKE     | 1/13/2011  | 33,150.00           | 0.00              | 33,150.00           | 0.00              | 0.00              | 1,200.00          | 0.00          |
| PST                                    | 431      | Southwest Oil Company of San Antonio, Inc.                         | 32494            | ATASCOSA  | 2/23/2011  | 434,300.00          | 0.00              | 434,300.00          | 0.00              | 0.00              | 11,000.00         | 0.00          |
| PST                                    | 35211    | Edna L. Rayford  | 53122            | CALDWELL  | 6/8/2011   | 41,907.65           | 21,000.00         | 20,907.65           | 0.00              | 0.00              | 2,000.00          | 247.60        |
| PST                                    | 36489    | BEARDEN, BILL  | 74804            | ELLIS     | 7/14/2011  | 62,550.00           | 0.00              | 62,550.00           | 0.00              | 0.00              | 6,400.00          | 0.00          |
| <b>Subtotal for PST : 8</b>            |          |  |                  |           |            | <b>774,570.15</b>   | <b>21,000.00</b>  | <b>753,570.15</b>   | <b>0.00</b>       | <b>0.00</b>       | <b>63,600.00</b>  | <b>247.60</b> |
| WQ                                     | 41853    | ROADWAY INN INTERNATIONAL AIRPORT WWTP *                           | WQ001440500<br>1 | HARRIS    | 11/19/2010 | 20,000.00           | 0.00              | 20,000.00           | 0.00              | 0.00              | 5,000.00          | 0.00          |
| WQ                                     | 41065    | Texas K & N International, Inc. *                                  |                  | HARRIS    | 12/16/2010 | 1,260.00            | 0.00              | 1,260.00            | 0.00              | 0.00              | 1,000.00          | 230.00        |
| WQ                                     | 39405    | Brazoria Estates, LLC *  |                  | BRAZORIA  | 1/14/2011  | 15,000.00           | 0.00              | 15,000.00           | 15,000.00         | 15,000.00         | 4,000.00          | 0.00          |
| WQ                                     | 42029    | MMI Products, Inc. *   | TXR05N261        | HARRIS    | 1/14/2011  | 60,000.00           | 0.00              | 60,000.00           | 0.00              | 0.00              | 15,000.00         | 246.00        |
| WQ                                     | 25840    | BULLOCK, DORIS   |                  | HARDIN    | 4/14/2011  | 22,750.00           | 0.00              | 22,750.00           | 0.00              | 0.00              | 12,500.00         | 0.00          |
| WQ                                     | 41351    | Monument G.P. Corp. *  | LGL101527737     | HARRIS    | 6/20/2011  | 62,807.00           | 47,307.00         | 15,500.00           | 0.00              | 0.00              | 2,500.00          | 0.00          |
| <b>Subtotal for WQ : 6</b>             |          |  |                  |           |            | <b>181,817.00</b>   | <b>47,307.00</b>  | <b>134,510.00</b>   | <b>15,000.00</b>  | <b>15,000.00</b>  | <b>40,000.00</b>  | <b>476.00</b> |
| WWA                                    | 32211    | VERNON FARM WILBARGER *  | TXG920750        | *MULTIPLE | 8/10/2011  | 633,333.00          | 0.00              | 633,333.00          | 0.00              | 0.00              | 133,000.00        | 0.00          |
| <b>Subtotal for WWA : 1</b>            |          |  |                  |           |            | <b>633,333.00</b>   | <b>0.00</b>       | <b>633,333.00</b>   | <b>0.00</b>       | <b>0.00</b>       | <b>133,000.00</b> | <b>0.00</b>   |
| <b>Total for Singles Programs : 23</b> |          |  |                  |           |            | <b>2,067,175.15</b> | <b>208,307.00</b> | <b>1,858,868.15</b> | <b>115,000.00</b> | <b>115,000.00</b> | <b>348,793.75</b> | <b>960.60</b> |

## Multi-Media Programs

## Appendix 14: Court Orders Issued FY2011

Date Range Selected : 09/01/2010 - 08/31/2011

Order Types Selected : BANKRUPTCY, DISMISSAL, FINAL JUDGMENT, RECEIVERSHIP, SETTLEMENT, TEMPORARY

| PGM                                       | Case No. | Respondent Name  | TCEQ ID      | County    | Order Date | Penalty Assessed    | Penalty Deferred  | Payable Amount      | SEP Cost          | SEP Offset        | Attorney Fees     | Court Costs     |
|---|----------|--|--------------|-----------|------------|---------------------|-------------------|---------------------|-------------------|-------------------|-------------------|-----------------|
| MM  | 35424    | Shamrock Soil Products, Inc.                           |              | BEXAR     | 10/5/2010  | 16,000.00           | 0.00              | 16,000.00           | 0.00              | 0.00              | 14,000.00         | 298.00          |
| MM  | 33045    | ONEILL, MICHAEL LANTZ                                  | TX0022918    | SABINE    | 12/20/2010 | 1,336,971.00        | 0.00              | 1,336,971.00        | 0.00              | 0.00              | 26,972.50         | 0.00            |
| MM  | 41089    | CUTTEN ROAD AUTO STORAGE *                             |              | HARRIS    | 4/12/2011  | 18,250.00           | 0.00              | 18,250.00           | 0.00              | 0.00              | 1,750.00          | 0.00            |
| MM  | 37947    | Port Arthur Chemical & Environmental Services, LLC     | TXR000079307 | JEFFERSON | 7/7/2011   | 841,000.00          | 0.00              | 841,000.00          | 0.00              | 0.00              | 135,162.50        | 0.00            |
| MM  | 41163    | American Opportunity For Housing 2002 Portfolio, LLC * |              | HARRIS    | 8/10/2011  | 61,775.00           | 0.00              | 61,775.00           | 0.00              | 0.00              | 2,500.00          | 0.00            |
| MM  | 33642    | Liberty Waste Systems, Inc.                            | 87197        | HARRIS    | 8/18/2011  | 244,800.00          | 0.00              | 244,800.00          | 0.00              | 0.00              | 13,050.00         | 0.00            |
| <b>Total for Multi-Media Programs : 6</b> |          |  |              |           |            | <b>2,518,796.00</b> | <b>0.00</b>       | <b>2,518,796.00</b> | <b>0.00</b>       | <b>0.00</b>       | <b>193,435.00</b> | <b>298.00</b>   |
| <b>Total for all Programs : 29</b>        |          |  |              |           |            | <b>4,585,971.15</b> | <b>208,307.00</b> | <b>4,377,664.15</b> | <b>115,000.00</b> | <b>115,000.00</b> | <b>542,228.75</b> | <b>1,258.60</b> |

\* There are Multiple Respondent Names associated to this Case No.



**TCEQ**  
Singles Programs

**Appendix 15: List of Court Orders Issued FY2010**

Date Range Selected : 09/01/2009 - 9/13/2010

Order Types Selected : BANKRUPTCY, DISMISSAL, FINAL JUDGMENT, RECEIVERSHIP, SETTLEMENT, TEMPORARY

| PGM                               | Case No | Respondent Name                            | TCEQ ID   | Dist. Court#     | County     | Order Date    | Penalty Assessed   | Penalty Deferred | Payable Amount     | SEP Offset       |
|-----------------------------------|---------|--|-----------|------------------|------------|---------------|--------------------|------------------|--------------------|------------------|
| AQ                                | 39083   | MEMC Pasadena, Inc.                        | HX0029W   | 2009-25440       | HARRIS     | 12/21/2009    | \$7,813            | \$0              | \$7,813            | \$0              |
| AQ                                | 21063   | Randy Roan Construction, Inc.              |           | 2009-07542       | MONTGOMERY | 11/04/2009    | \$23,000           | \$5,000          | \$18,000           | \$0              |
| AQ                                | 36229   | The Goodyear Tire & Rubber Company         | 6618      | D-1-GV-10-000475 | HARRIS     | 05/12/2010    | \$44,500           | \$0              | \$44,500           | \$0              |
| AQ                                | 3166    | The Premcor Refining Group Inc.            | 30004     | D-1-GV-09-001823 | JEFFERSON  | 09/23/2009    | \$1,900,000        | \$950,000        | \$950,000          | \$950,000        |
| <b>AQ Court Orders Issued: 4</b>  |         |  |           |                  |            | <b>Total:</b> | <b>\$1,975,313</b> | <b>\$955,000</b> | <b>\$1,020,313</b> | <b>\$950,000</b> |
| IHW                               | 39947   | North Richey Street Site *                 | 52123     | 2009-32636       | HARRIS     | 03/11/2010    | \$0                | \$0              | \$0                | \$0              |
| <b>IHW Court Orders Issued: 1</b> |         |  |           |                  |            | <b>Total:</b> | <b>\$0</b>         | <b>\$0</b>       | <b>\$0</b>         | <b>\$0</b>       |
| MSW                               | 1470    | Arnoldo V. Moya Sr.                        | 455150010 | D-1-GV-07-001281 | HIDALGO    | 01/26/2010    | \$17,750           | \$0              | \$17,750           | \$0              |
| MSW                               | 33475   | BIG BIRD TREE SERVICE, INC. *              | 100157    | D-1-GV-09-001483 | DALLAS     | 05/24/2010    | \$0                | \$0              | \$0                | \$0              |
| MSW                               | 37049   | Bulldog Tire Recycling, Inc.               | 6200422   | D-1-GV-09-000946 | LIBERTY    | 04/28/2010    | \$0                | \$0              | \$0                | \$0              |
| MSW                               | 25608   | BURKHARDT, DONALD                          | 100033    | D-1-GV-09-001190 | HARRIS     | 06/17/2010    | \$45,500           | \$0              | \$45,500           | \$0              |
| MSW                               | 24703   | Capitol City Disposal, Inc.                |           | D-1-GV-09-001222 | TRAVIS     | 10/16/2009    | \$28,700           | \$0              | \$28,700           | \$0              |
| MSW                               | 34895   | DIAZ, JUAN ANTONIO                         |           | D-1-GV-09-001149 | BEXAR      | 03/24/2010    | \$31,500           | \$0              | \$31,500           | \$0              |
| MSW                               | 308     | FRIESENHAHN, DAVID                         |           | D-1-GV-03-004436 | BEXAR      | 04/20/2010    | \$100,000          | \$50,000         | \$50,000           | \$0              |
| MSW                               | 32800   | MERCADO, PHILLIP                           | 455150153 | D-1-GV-10-000151 | HIDALGO    | 07/08/2010    | \$83,900           | \$0              | \$83,900           | \$0              |
| MSW                               | 37243   | RIOS, MARIA DEL CARMEN                     | 100224    | 2007-73897       | HARRIS     | 06/03/2010    | \$25,000           | \$0              | \$25,000           | \$0              |
| <b>MSW Court Orders Issued: 9</b> |         |  |           |                  |            | <b>Total:</b> | <b>\$332,350</b>   | <b>\$50,000</b>  | <b>\$282,350</b>   | <b>\$0</b>       |
| OL                                | 35050   | HICKS, CORBY                               | LI0014828 | D-1-GV-09-001994 | WILLIAMSON | 01/05/2010    | \$31,800           | \$0              | \$31,800           | \$0              |
| <b>OL Court Orders Issued: 1</b>  |         |  |           |                  |            | <b>Total:</b> | <b>\$31,800</b>    | <b>\$0</b>       | <b>\$31,800</b>    | <b>\$0</b>       |
| PST                               | 28788   | AHMEDI, ABDULLAH                           | 68977     | D-1-GV-08-001621 | DALLAS     | 09/22/2009    | \$54,700           | \$0              | \$54,700           | \$0              |
| PST                               | 32682   | CULLINS, CHARLES D                         | 36318     | D-1-GV-09-001923 | COLEMAN    | 05/05/2010    | \$95,100           | \$0              | \$95,100           | \$0              |
| <b>PST Court Orders Issued: 2</b> |         |  |           |                  |            | <b>Total:</b> | <b>\$149,800</b>   | <b>\$0</b>       | <b>\$149,800</b>   | <b>\$0</b>       |
| PWS                               | 6623    | LIMAS, LEROY LEONARD                       | 0710158   | D-1-GV-09-001336 | EL PASO    | 11/09/2009    | \$299,500          | \$0              | \$299,500          | \$0              |
| PWS                               | 4870    | Little Hope-Moore Water Supply Corporation | 2340011   | D-1-GV-08-001179 | VAN ZANDT  | 07/08/2010    | \$1,000            | \$0              | \$1,000            | \$0              |
| PWS                               | 36993   | SAUCIER JR, LESTER A                       | 1810188   | D-1-GV-09-001984 | ORANGE     | 05/04/2010    | \$10,000           | \$0              | \$10,000           | \$0              |
| <b>PWS Court Orders Issued: 3</b> |         |  |           |                  |            | <b>Total:</b> | <b>\$310,500</b>   | <b>\$0</b>       | <b>\$310,500</b>   | <b>\$0</b>       |



TCEQ

Singles Programs

Appendix 15: List of Court Orders Issued FY2010

Date Range Selected : 09/01/2009 - 9/13/2010

Order Types Selected : BANKRUPTCY, DISMISSAL, FINAL JUDGMENT, RECEIVERSHIP, SETTLEMENT, TEMPORARY

| PGM                              | Case No | Respondent Name           | TCEQ ID    | Dist. Court#     | County     | Order Date    | Penalty Assessed | Penalty Deferred | Payable Amount  | SEP Offset       |
|----------------------------------|---------|---------------------------|------------|------------------|------------|---------------|------------------|------------------|-----------------|------------------|
| WQ                               | 2880    | City of Port Arthur       | WQ00103640 | D-1-GV-07-001556 | JEFFERSON  | 10/06/2009    | \$275,000        | \$200,000        | \$75,000        | \$75,000         |
| WQ                               | 32664   | Panama Materials, LLC     | TXR05R648  | D-1-GV-09-000470 | PALO PINTO | 05/27/2010    | \$21,850         | \$0              | \$21,850        | \$0              |
| WQ                               | 34305   | Rodman Excavation, Inc. * |            | D-1-GV-07-002293 | HAYS       | 06/11/2010    | \$300,000        | \$300,000        | \$0             | \$300,000        |
| <b>WQ Court Orders Issued: 3</b> |         |                           |            |                  |            | <b>Total:</b> | <b>\$596,850</b> | <b>\$500,000</b> | <b>\$96,850</b> | <b>\$375,000</b> |



**Multi-Media Programs**

**Appendix 15: List of Court Orders Issued FY2010**

Date Range Selected : 09/01/2009 - 9/13/2010

Order Types Selected : BANKRUPTCY, DISMISSAL, FINAL JUDGMENT, RECEIVERSHIP, SETTLEMENT, TEMPORARY

| PGM                                   | Case No | Respondent Name           | TCEQ ID | Dist. Court#     | County | Order Date         | Penalty Assessed   | Penalty Deferred   | Payable Amount     | SEP Offset         |
|---------------------------------------|---------|---------------------------|---------|------------------|--------|--------------------|--------------------|--------------------|--------------------|--------------------|
| MM                                    | 26819   | DOSS, MILTON              |         | D-1-GV-09-001992 | BOWIE  | 04/13/2010         | \$114,345          | \$0                | \$114,345          | \$0                |
| MM                                    | 394     | HARRIS, JOHN ALLEN        |         | 99-00868         | SMITH  | 07/08/2010         | \$14,883           | \$0                | \$14,883           | \$0                |
| MM                                    | 34216   | JAYNES, RICHARD WARREN *  | 78459   | 2007-08396       | HARRIS | 03/09/2010         | \$30,000           | \$75,000           | \$30,000           | \$20,000           |
| MM                                    | 35680   | U.S. Oil Recovery, L.P. * | 52123   | 2009-32636       | HARRIS | 03/11/2010         | \$66,120           | \$0                | \$66,120           | \$0                |
| <b>MM Court Orders Issued: 4</b>      |         |                           |         |                  |        | <b>Total:</b>      | <b>\$225,348</b>   | <b>\$75,000</b>    | <b>\$225,348</b>   | <b>\$20,000</b>    |
| <b>Total Court Orders Issued : 27</b> |         |                           |         |                  |        | <b>GrandTotal:</b> | <b>\$3,621,961</b> | <b>\$1,580,000</b> | <b>\$2,116,961</b> | <b>\$1,345,000</b> |







**TCEQ**  
Singles Programs

**Appendix 16: List of Court Orders Issued FY2009**

Date Range Selected : 09/01/2008 - 9/22/2009

Order Types Selected : BANKRUPTCY, DISMISSAL, FINAL JUDGMENT, RECEIVERSHIP, SETTLEMENT, TEMPORARY

| PGM                               | Case No | Respondent Name                          | TCEQ ID     | County      | Order Date | Penalty Assessed | Penalty Deferred | Payable Amount      | SEP Cost    | SEP Offset  |
|-----------------------------------|---------|--|-------------|-------------|------------|------------------|------------------|---------------------|-------------|-------------|
| AQ                                | 38384   | Reytec Construction Resources, Inc.<br>* |             | HARRIS      | 08/24/2009 | 36,250.00        | 0.00             | 36,250.00           | 0.00        | 0.00        |
| <b>AQ Court Orders Issued: 1</b>  |         |  |             |             |            | <b>Total:</b>    | <b>0.00</b>      | <b>36,250.00</b>    | <b>0.00</b> | <b>0.00</b> |
| IHW                               | 3262    | Astro Plating, Inc.                      | 37656       | BEXAR       | 07/13/2009 | 307,220.00       | 0.00             | 307,220.00          | 0.00        | 0.00        |
| IHW                               | 14489   | Marshall Holding Group, Inc.             | 50333       | HARRISON    | 11/06/2008 | 127,800.00       | 0.00             | 127,800.00          | 0.00        | 0.00        |
| <b>IHW Court Orders Issued: 2</b> |         |  |             |             |            | <b>Total:</b>    | <b>0.00</b>      | <b>435,020.00</b>   | <b>0.00</b> | <b>0.00</b> |
| MSW                               | 30699   | BEALE, EDDIE                             |             | NACOGDOCHES | 07/13/2009 | 90,750.00        | 0.00             | 90,750.00           | 0.00        | 0.00        |
| MSW                               | 34895   | DIAZ, JUAN ANTONIO                       |             | BEXAR       | 07/27/2009 | 0.00             | 0.00             | 0.00                | 0.00        | 0.00        |
| MSW                               | 24207   | Ellis, Angela DBA ELLIS AUTO DETAI       | 6200080     | TOM GREEN   | 09/29/2008 | 46,631.63        | 40,000.00        | 6,631.63            | 0.00        | 0.00        |
| MSW                               | 26144   | Jay Eisenberg                            | 100054      | DALLAS      | 02/03/2009 | 20,000.00        | 0.00             | 20,000.00           | 0.00        | 0.00        |
| MSW                               | 32208   | PORTER, CHARLES *                        | 6200295     | WOOD        | 12/11/2008 | 539,350.00       | 0.00             | 539,350.00          | 0.00        | 0.00        |
| MSW                               | 32208   | PORTER, CHARLES *                        | 6200295     | WOOD        | 07/29/2009 | 0.00             | 0.00             | 0.00                | 0.00        | 0.00        |
| MSW                               | 26144   | Randy Williams *                         | 100054      | DALLAS      | 01/22/2009 | 10,616.00        | 0.00             | 10,616.00           | 0.00        | 0.00        |
| MSW                               | 6059    | Safe Tire Disposal Corp. *               | 67506       | BEXAR       | 10/27/2008 | 2,071,250.00     | 0.00             | 2,071,250.00        | 0.00        | 0.00        |
| MSW                               | 35730   | WEBB, LANCE *                            |             | LUBBOCK     | 08/28/2009 | 100,001.46       | 0.00             | 100,001.46          | 0.00        | 0.00        |
| <b>MSW Court Orders Issued: 9</b> |         |  |             |             |            | <b>Total:</b>    | <b>40,000.00</b> | <b>2,838,599.09</b> | <b>0.00</b> | <b>0.00</b> |
| PST                               | 32618   | CRAGHEAD, CURTIS *                       | 43261       | MITCHELL    | 08/24/2009 | 32,075.00        | 0.00             | 32,075.00           | 0.00        | 0.00        |
| PST                               | 5719    | Faye Smein dba One Stop Grocery          | 33682       | BELL        | 12/22/2008 | 1,156.00         | 0.00             | 1,156.00            | 0.00        | 0.00        |
| PST                               | 4044    | GADDI, RIZWAN G                          | 29865       | HARRIS      | 12/17/2008 | 192,050.00       | 0.00             | 192,050.00          | 0.00        | 0.00        |
| PST                               | 2965    | WINNETT, GERALD *                        | 8250        | EASTLAND    | 04/13/2009 | 518,894.70       | 0.00             | 518,894.70          | 0.00        | 0.00        |
| <b>PST Court Orders Issued: 4</b> |         |  |             |             |            | <b>Total:</b>    | <b>0.00</b>      | <b>744,175.70</b>   | <b>0.00</b> | <b>0.00</b> |
| PWS                               | 7423    | Deer Creek Ranch Water Co., LLC. *       | 2270049     | TRAVIS      | 05/13/2009 | 140,000.00       | 60,000.00        | 80,000.00           | 0.00        | 0.00        |
| PWS                               | 6619    | LUCAS, GARY M                            | 0710034     | EL PASO     | 10/16/2008 | 0.00             | 0.00             | 0.00                | 0.00        | 0.00        |
| PWS                               | 2099    | Thunderbird Bay Water Services, Inc.     | 0250031     | BROWN       | 06/05/2009 | 70,000.00        | 20,000.00        | 50,000.00           | 0.00        | 0.00        |
| <b>PWS Court Orders Issued: 3</b> |         |  |             |             |            | <b>Total:</b>    | <b>80,000.00</b> | <b>130,000.00</b>   | <b>0.00</b> | <b>0.00</b> |
| WQ                                | 26966   | BARGER, JERRY                            |             | LAMPASAS    | 11/05/2008 | 80,500.00        | 0.00             | 80,500.00           | 0.00        | 0.00        |
| WQ                                | 38387   | Dien Van Tran *                          |             | HALE        | 07/21/2009 | 1,000.00         | 0.00             | 1,000.00            | 0.00        | 0.00        |
| WQ                                | 30825   | Flores Albert & Veronica                 |             | BRAZORIA    | 09/05/2008 | 0.00             | 0.00             | 0.00                | 0.00        | 0.00        |
| WQ                                | 35158   | THOMPSON, GEORGE W SR                    | WQ00119490I | ANGELINA    | 09/15/2008 | 0.00             | 0.00             | 0.00                | 0.00        | 0.00        |
| <b>WQ Court Orders Issued: 4</b>  |         |  |             |             |            | <b>Total:</b>    | <b>0.00</b>      | <b>81,500.00</b>    | <b>0.00</b> | <b>0.00</b> |

**TCEQ****Multi-Media Programs****Appendix 16: List of Court Orders Issued FY2009**

Date Range Selected : 09/01/2008 - 9/22/2009

Order Types Selected : BANKRUPTCY, DISMISSAL, FINAL JUDGMENT, RECEIVERSHIP, SETTLEMENT, TEMPORARY

| PGM                                   | Case No | Respondent Name             | TCEQ ID    | County      | Order Date | Penalty Assessed   | Penalty Deferred     | Payable Amount      | SEP Cost             | SEP Offset          |                     |
|---------------------------------------|---------|-----------------------------|------------|-------------|------------|--------------------|----------------------|---------------------|----------------------|---------------------|---------------------|
| MM                                    | 1675    | City of Edcouch             | TPDES00576 | HIDALGO     | 07/12/2009 | 105,000.00         | 55,000.00            | 50,000.00           | 0.00                 | 0.00                |                     |
| MM                                    | 9664    | Conner Steel Products Ltd   | TXR05P061  | TOM GREEN   | 09/25/2008 | 149,000.00         | 50,000.00            | 99,000.00           | 50,000.00            | 50,000.00           |                     |
| MM                                    | 38264   | KMCO, Inc. *                | WQ00027120 | HARRIS      | 07/24/2009 | 87,500.00          | 37,500.00            | 50,000.00           | 75,000.00            | 75,000.00           |                     |
| MM                                    | 6465    | Lyondell Chemical Company * | 2178       | NUECES      | 10/01/2008 | 6,500,000.00       | 1,000,000.00         | 5,500,000.00        | 1,000,000.00         | 1,000,000.00        |                     |
| MM                                    | 34059   | MAJOR, DARYL                |            | SAN JACINTO | 08/26/2009 | 55,300.00          | 0.00                 | 55,300.00           | 0.00                 | 0.00                |                     |
| MM                                    | 27741   | PK B Interests, Ltd. *      | 100067     | HARRIS      | 01/02/2009 | 11,000.00          | 0.00                 | 11,000.00           | 0.00                 | 0.00                |                     |
| <b>MM Court Orders Issued: 6</b>      |         |                             |            |             |            | <b>Total:</b>      | <b>6,907,800.00</b>  | <b>1,142,500.00</b> | <b>5,765,300.00</b>  | <b>1,125,000.00</b> | <b>1,125,000.00</b> |
| <b>Total Court Orders Issued : 29</b> |         |                             |            |             |            | <b>GrandTotal:</b> | <b>11,293,344.79</b> | <b>1,262,500.00</b> | <b>10,030,844.79</b> | <b>1,125,000.00</b> | <b>1,125,000.00</b> |

## Appendix 17: List of Court Orders Issued FY 2008

### Singles Programs

Date Range Selected : 09/01/2007 - 08/31/2008

Order Types Selected : BANKRUPTCY, DISMISSAL, FINAL JUDGMENT, RECEIVERSHIP, SETTLEMENT, TEMPORARY

| PGM                               | Case No. | Respondent Name                                | TCEQ ID      | County  | Order Date | Penalty Assessed | Penalty Deferred  | Payable Amount    | SEP Cost          | SEP Offset        |
|-----------------------------------|----------|--|--------------|---------|------------|------------------|-------------------|-------------------|-------------------|-------------------|
| AQ                                | 33579    | Jade Animal Farm, Limited Liability Company    |              | HARRIS  | 07/21/2008 | 12,438.00        | 0.00              | 12,438.00         | 0.00              | 0.00              |
| AQ                                | 35300    | John David Hanover dba JRMD Construction       |              | HARRIS  | 11/16/2007 | 43,750.00        | 0.00              | 43,750.00         | 0.00              | 0.00              |
| AQ                                | 33645    | Louisiana Gas Development Corporation          |              | HARRIS  | 08/06/2008 | 42,000.00        | 0.00              | 42,000.00         | 0.00              | 0.00              |
| AQ                                | 32725    | Triple B Services, L.L.P.                      | 937834G      | HARRIS  | 10/31/2007 | 27,000.00        | 0.00              | 27,000.00         | 0.00              | 0.00              |
| <b>AQ Court Orders Issued: 4</b>  |          |  |              |         |            | <b>Total:</b>    | <b>0.00</b>       | <b>125,188.00</b> | <b>0.00</b>       | <b>0.00</b>       |
| IHW                               | 501      | Eldorado Chemical Co. Inc.                     | TXD057567216 | BEXAR   | 07/21/2008 | 383,325.00       | 0.00              | 0.00              | 0.00              | 0.00              |
| IHW                               | 32631    | Extreme Metal Finishing, Inc. *                | TXR000078023 | UPSHUR  | 01/24/2008 | 0.00             | 0.00              | 0.00              | 0.00              | 0.00              |
| IHW                               | 25526    | SAVAGE, DONALD                                 | TXD988060539 | DALLAS  | 07/14/2008 | 142,341.17       | 0.00              | 142,341.17        | 0.00              | 0.00              |
| IHW                               | 31503    | TM CORPUS CHRISTI SERVICES LIMITED PARTNERSHIP | TXR000001016 | NUECES  | 03/27/2008 | 200,000.00       | 100,000.00        | 100,000.00        | 100,000.00        | 100,000.00        |
| <b>IHW Court Orders Issued: 4</b> |          |  |              |         |            | <b>Total:</b>    | <b>100,000.00</b> | <b>242,341.17</b> | <b>100,000.00</b> | <b>100,000.00</b> |
| MSW                               | 36459    | BARNETT, WILLIAM *                             |              | HARRIS  | 06/17/2008 | 100,000.00       | 96,000.00         | 4,000.00          | 0.00              | 0.00              |
| MSW                               | 32886    | HINOJOSA, ARMANDO JR                           | 100083       | BEXAR   | 03/31/2008 | 52,550.00        | 0.00              | 52,550.00         | 0.00              | 0.00              |
| MSW                               | 2457     | Larry Fulton dba Chopperman                    | 455010001    | GRAY    | 03/27/2008 | 74,800.00        | 0.00              | 74,800.00         | 0.00              | 0.00              |
| MSW                               | 4853     | Rogers Used Cars And Salvage                   |              | JASPER  | 05/22/2008 | 291,550.00       | 0.00              | 291,550.00        | 0.00              | 0.00              |
| <b>MSW Court Orders Issued: 4</b> |          |  |              |         |            | <b>Total:</b>    | <b>96,000.00</b>  | <b>422,900.00</b> | <b>0.00</b>       | <b>0.00</b>       |
| OL                                | 3559     | Chris Seeman                                   |              | LAMB    | 04/25/2008 | 3,500.00         | 0.00              | 3,500.00          | 0.00              | 0.00              |
| <b>OL Court Orders Issued: 1</b>  |          |  |              |         |            | <b>Total:</b>    | <b>0.00</b>       | <b>3,500.00</b>   | <b>0.00</b>       | <b>0.00</b>       |
| PWS                               | 25839    | SHERIDAN, PHILIP                               | 0150550      | BEXAR   | 08/20/2008 | 1,000.00         | 0.00              | 1,000.00          | 0.00              | 0.00              |
| PWS                               | 7452     | Walter Duvall                                  | 0140167      | BELL    | 07/31/2008 | 7,500.00         | 0.00              | 7,500.00          | 0.00              | 0.00              |
| <b>PWS Court Orders Issued: 2</b> |          |  |              |         |            | <b>Total:</b>    | <b>0.00</b>       | <b>8,500.00</b>   | <b>0.00</b>       | <b>0.00</b>       |
| WQ                                | 36437    | 5510 Acorn L.L.C.                              | WQ0012772001 | HARRIS  | 04/02/2008 | 15,000.00        | 0.00              | 15,000.00         | 0.00              | 0.00              |
| WQ                                | 36395    | Homestead AutoSalvage, Inc.                    | TXR05U975    | HARRIS  | 01/04/2008 | 40,000.00        | 0.00              | 0.00              | 0.00              | 0.00              |
| WQ                                | 32824    | I M T-H I Harbor Pointe Lp                     |              | HARRIS  | 12/31/2007 | 24,000.00        | 0.00              | 24,000.00         | 0.00              | 0.00              |
| WQ                                | 25275    | Michlee Development Corporation                | TXR15F301    | TARRANT | 10/02/2007 | 50,000.00        | 0.00              | 50,000.00         | 0.00              | 0.00              |
| <b>WQ Court Orders Issued: 4</b>  |          |  |              |         |            | <b>Total:</b>    | <b>0.00</b>       | <b>89,000.00</b>  | <b>0.00</b>       | <b>0.00</b>       |
| WWA                               | 26892    | John Roof dba Roof Dairy                       | WQ0003277000 | JOHNSON | 08/26/2008 | 145,000.00       | 0.00              | 145,000.00        | 0.00              | 0.00              |
| <b>WWA Court Orders Issued: 1</b> |          |  |              |         |            | <b>Total:</b>    | <b>0.00</b>       | <b>145,000.00</b> | <b>0.00</b>       | <b>0.00</b>       |

## Appendix 17: List of Court Orders Issued FY 2008

### Multi-Media Programs

Date Range Selected : 09/01/2007 - 08/31/2008

Order Types Selected : BANKRUPTCY, DISMISSAL, FINAL JUDGMENT, RECEIVERSHIP, SETTLEMENT, TEMPORARY

| PGM                                   | Case No. | Respondent Name  | TCEQ ID      | County  | Order Date         | Penalty Assessed    | Penalty Deferred  | Payable Amount      | SEP Cost          | SEP Offset        |
|---------------------------------------|----------|------------------|--------------|---------|--------------------|---------------------|-------------------|---------------------|-------------------|-------------------|
| MM                                    | 26679    | City of La Villa | WQ0014781001 | HIDALGO | 04/30/2008         | 32,025.00           | 21,025.00         | 11,000.00           | 0.00              | 0.00              |
| MM                                    | 34530    | REA, ALDO        |              | HARRIS  | 01/11/2008         | 13,125.00           | 0.00              | 13,125.00           | 0.00              | 0.00              |
| <b>MM Court Orders Issued: 2</b>      |          |                  |              |         | <b>Total:</b>      | <b>45,150.00</b>    | <b>21,025.00</b>  | <b>24,125.00</b>    | <b>0.00</b>       | <b>0.00</b>       |
| <b>Total Court Orders Issued : 22</b> |          |                  |              |         | <b>GrandTotal:</b> | <b>1,700,904.17</b> | <b>217,025.00</b> | <b>1,060,554.17</b> | <b>100,000.00</b> | <b>100,000.00</b> |

## Appendix 18: List of Court Orders Issued FY2007

### Singles Programs

Date Range Selected : 09/01/2006 - 08/31/2007

Order Types Selected : BANKRUPTCY, DISMISSAL, FINAL JUDGMENT, RECEIVERSHIP, SETTLEMENT, TEMPORARY

| PGM                               | Case No. | Respondent Name                       | TCEQ ID     | County     | Order Date | Penalty Assessed | Penalty Deferred  | Payable Amount   | SEP Cost          | SEP Offset       |                  |
|-----------------------------------|----------|---------------------------------------|-------------|------------|------------|------------------|-------------------|------------------|-------------------|------------------|------------------|
| AQ                                | 31919    | Bobby Wood DBA Bobby Wood & Company * |             | HARRIS     | 03/21/2007 | 11,000.00        | 0.00              | 11,000.00        | 0.00              | 0.00             |                  |
| AQ                                | 27388    | Channel Shipyard Company, Inc.        | HG33400     | HARRIS     | 06/12/2007 | 31,250.00        | 0.00              | 31,250.00        | 0.00              | 0.00             |                  |
| AQ                                | 32719    | Columbia Environmental Services, Inc. |             | HARRIS     | 07/27/2007 | 22,500.00        | 10,000.00         | 12,500.00        | 0.00              | 0.00             |                  |
| AQ                                | 30892    | Exxon Mobil Corporation               | HG0232Q     | HARRIS     | 03/01/2007 | 75,000.00        | 0.00              | 75,000.00        | 0.00              | 0.00             |                  |
| AQ                                | 32830    | Harris County MUD 150                 |             | HARRIS     | 11/07/2006 | 25,000.00        | 0.00              | 13,000.00        | 12,000.00         | 12,000.00        |                  |
| AQ                                | 34692    | HAUER, DENNIS JR *                    | 54698L007   | WALLER     | 04/03/2007 | 45,000.00        | 0.00              | 45,000.00        | 0.00              | 0.00             |                  |
| AQ                                | 34628    | Natural Gas Odorizing, Inc.           | HG0512H     | HARRIS     | 06/19/2007 | 8,125.00         | 0.00              | 4,062.50         | 4,062.50          | 4,062.50         |                  |
| AQ                                | 32170    | Rohm and Haas Texas Incorporated      |             | HARRIS     | 06/26/2007 | 9,375.00         | 0.00              | 9,375.00         | 0.00              | 0.00             |                  |
| AQ                                | 29566    | TUNNELL, CHARLES *                    | 945122F     | MONTGOMERY | 01/12/2007 | 76,220.00        | 55,000.00         | 21,220.00        | 0.00              | 0.00             |                  |
| AQ                                | 32130    | Valero Marketing And Supply Company   | HX2340F     | HARRIS     | 03/30/2007 | 18,000.00        | 0.00              | 9,000.00         | 9,000.00          | 9,000.00         |                  |
| <b>AQ Court Orders Issued: 10</b> |          |                                       |             |            |            | <b>Total:</b>    | <b>321,470.00</b> | <b>65,000.00</b> | <b>231,407.50</b> | <b>25,062.50</b> | <b>25,062.50</b> |
| IHW                               | 545      | EMCHEM CORPORATION *                  | TXR00003616 | BRAZORIA   | 03/26/2007 | 150,000.00       | 0.00              | 150,000.00       | 0.00              | 0.00             |                  |
| IHW                               | 6529     | Loadcraft Industries, LTD.            | 35046       | MCCULLOCH  | 04/02/2007 | 580,540.00       | 0.00              | 580,540.00       | 0.00              | 0.00             |                  |
| <b>IHW Court Orders Issued: 2</b> |          |                                       |             |            |            | <b>Total:</b>    | <b>730,540.00</b> | <b>0.00</b>      | <b>730,540.00</b> | <b>0.00</b>      | <b>0.00</b>      |
| MSW                               | 29534    | COLLUM, JOSEPH L                      |             | WINKLER    | 02/20/2007 | 1,000.00         | 0.00              | 1,000.00         | 0.00              | 0.00             |                  |
| MSW                               | 29534    | COLLUM, JOSEPH L                      |             | WINKLER    | 10/24/2006 | 0.00             | 0.00              | 0.00             | 0.00              | 0.00             |                  |
| MSW                               | 2426     | CRISP, BRIAN *                        | 79559       | CORYELL    | 01/11/2007 | 15,000.00        | 0.00              | 15,000.00        | 0.00              | 0.00             |                  |
| MSW                               | 1890     | MARTINEZ, REY                         |             | HIDALGO    | 02/13/2007 | 82,827.00        | 0.00              | 82,827.00        | 0.00              | 0.00             |                  |
| MSW                               | 34530    | PETERSON, GAIL *                      |             | HARRIS     | 10/16/2006 | 200,000.00       | 0.00              | 200,000.00       | 0.00              | 0.00             |                  |
| MSW                               | 34669    | Phoung Thi Ngoc Lam dba LNP           |             | HARRIS     | 01/03/2007 | 17,275.00        | 8,275.00          | 9,000.00         | 0.00              | 0.00             |                  |
| MSW                               | 2818     | WALDREP, BOBBY RAY                    | 14413       | CAMERON    | 02/14/2007 | 22,000.00        | 0.00              | 22,000.00        | 0.00              | 0.00             |                  |
| <b>MSW Court Orders Issued: 7</b> |          |                                       |             |            |            | <b>Total:</b>    | <b>338,102.00</b> | <b>8,275.00</b>  | <b>329,827.00</b> | <b>0.00</b>      | <b>0.00</b>      |
| PST                               | 7913     | MENA, MARK                            | T001674     | HARRIS     | 02/08/2007 | 132,450.00       | 0.00              | 132,450.00       | 0.00              | 0.00             |                  |
| <b>PST Court Orders Issued: 1</b> |          |                                       |             |            |            | <b>Total:</b>    | <b>132,450.00</b> | <b>0.00</b>      | <b>132,450.00</b> | <b>0.00</b>      | <b>0.00</b>      |
| PWS                               | 7423     | Deer Creek Ranch, Inc. *              | 2270049     | TRAVIS     | 11/07/2006 | 0.00             | 0.00              | 0.00             | 0.00              | 0.00             |                  |
| PWS                               | 8015     | Jackie Duncan                         | 0640030     | DIMITT     | 04/13/2007 | 26,288.00        | 0.00              | 26,288.00        | 0.00              | 0.00             |                  |
| PWS                               | 6594     | Prairie Grove WSC                     | 0030027     | ANGELINA   | 04/04/2007 | 2,500.00         | 0.00              | 2,500.00         | 0.00              | 0.00             |                  |
| PWS                               | 6774     | WATTS, ALLEN                          | 0940029     | GUADALUPE  | 03/07/2007 | 110,577.00       | 0.00              | 110,577.00       | 0.00              | 0.00             |                  |
| <b>PWS Court Orders Issued: 4</b> |          |                                       |             |            |            | <b>Total:</b>    | <b>139,365.00</b> | <b>0.00</b>      | <b>139,365.00</b> | <b>0.00</b>      | <b>0.00</b>      |

## Appendix 18: List of Court Orders Issued FY2007

### Singles Programs

Date Range Selected : 09/01/2006 - 08/31/2007

Order Types Selected : BANKRUPTCY, DISMISSAL, FINAL JUDGMENT, RECEIVERSHIP, SETTLEMENT, TEMPORARY

| PGM                              | Case No. | Respondent Name                      | TCEQ ID     | County | Order Date    | Penalty Assessed  | Penalty Deferred  | Payable Amount    | SEP Cost         | SEP Offset       |
|----------------------------------|----------|--------------------------------------|-------------|--------|---------------|-------------------|-------------------|-------------------|------------------|------------------|
| WQ                               | 801      | City of West Tawakoni                | TPDES006451 | HUNT   | 09/08/2006    | 55,000.00         | 27,500.08         | 27,499.92         | 0.00             | 0.00             |
| WQ                               | 4062     | Four Seasons Mobile Home Park, L. C. | R13WW0001   | BEXAR  | 04/27/2007    | 18,800.00         | 0.00              | 18,800.00         | 0.00             | 0.00             |
| WQ                               | 29147    | Gulf Bayport Chemicals LP            |             | HARRIS | 09/05/2006    | 8,000.00          | 0.00              | 8,000.00          | 0.00             | 0.00             |
| WQ                               | 25610    | Rolling Fork Public Utility District | WQ001118800 | HARRIS | 11/16/2006    | 243,750.00        | 121,875.00        | 60,937.50         | 60,937.50        | 60,937.50        |
| <b>WQ Court Orders Issued: 4</b> |          |                                      |             |        | <b>Total:</b> | <b>325,550.00</b> | <b>149,375.08</b> | <b>115,237.42</b> | <b>60,937.50</b> | <b>60,937.50</b> |

## Appendix 18: List of Court Orders Issued FY2007

### Multi-Media Programs

Date Range Selected : 09/01/2006 - 08/31/2007

Order Types Selected : BANKRUPTCY, DISMISSAL, FINAL JUDGMENT, RECEIVERSHIP, SETTLEMENT, TEMPORARY

| PGM                                   | Case No. | Respondent Name          | TCEQ ID     | County  | Order Date | Penalty Assessed   | Penalty Deferred    | Payable Amount    | SEP Cost            | SEP Offset       |                  |
|---------------------------------------|----------|--------------------------|-------------|---------|------------|--------------------|---------------------|-------------------|---------------------|------------------|------------------|
| MM                                    | 7798     | HOLLAND, STAN T *        | 2200146     | TARRANT | 11/07/2006 | 34,400.52          | 0.00                | 34,400.52         | 0.00                | 0.00             |                  |
| MM                                    | 26258    | Neal Lisa                |             | HARRIS  | 01/09/2007 | 41,400.00          | 30,000.00           | 11,400.00         | 0.00                | 0.00             |                  |
| MM                                    | 18760    | Nova Chemicals Inc.      | 5252        | HARRIS  | 12/19/2006 | 33,500.00          | 0.00                | 33,500.00         | 0.00                | 0.00             |                  |
| MM                                    | 592      | Thomas P. Wood           | TXD02707065 | BEXAR   | 06/20/2007 | 250,000.00         | 200,000.00          | 50,000.00         | 0.00                | 0.00             |                  |
| MM                                    | 2526     | Wright Road Mulch, LLC * | 100039      | HARRIS  | 06/04/2007 | 50,000.00          | 0.00                | 50,000.00         | 0.00                | 0.00             |                  |
| <b>MM Court Orders Issued: 5</b>      |          |                          |             |         |            | <b>Total:</b>      | <b>409,300.52</b>   | <b>230,000.00</b> | <b>179,300.52</b>   | <b>0.00</b>      | <b>0.00</b>      |
| <b>Total Court Orders Issued : 33</b> |          |                          |             |         |            | <b>GrandTotal:</b> | <b>2,396,777.52</b> | <b>452,650.08</b> | <b>1,858,127.44</b> | <b>86,000.00</b> | <b>86,000.00</b> |





## Appendix 19: Criminal Convictions FY2012

| 1. Case Name   | Media Type | Number of Defendants           | Felony Counts | Misdemeanor Counts | Date of Case Resolution |
|--|------------|--------------------------------|---------------|--------------------|-------------------------|
| Stacy Wasek  | WQ         | 1 Individual                   |               | 2                  | 10/04/2011              |
| <p><b>Case Specifics:</b> On October 4, 2011, Stacey Wasek pleaded guilty to two counts of Attempted Unauthorized Discharge of a Waste or Pollutant in violation of Tex. Water Code § 7.147.</p> <p>Ms. Wasek was sentenced to one year of deferred adjudication and was ordered to pay a \$70,000 fine, complete a TCEQ PST Operator training class, and perform 25 hours of community service.</p> <p>A TCEQ investigation determined that Ms. Wasek submitted falsified documents to a TCEQ Region 11 investigator in response to a Notice of Violation. The falsified documents indicated that necessary repairs had been made to spill and overflow equipment for an underground storage tank system, when in fact those repairs had not been made.</p> <p>The case was prosecuted by the Travis County District Attorney's Office.</p> |            |                                |               |                    |                         |
| 2. Case Name   | Media Type | Number of Defendants           | Felony Counts | Misdemeanor Counts | Date of Case Resolution |
| Enviro Technology, Brian Spacek  | WQ         | 1 Individual                   | 1             |                    | 10/20/11                |
| <p><b>Case Specifics:</b> On October 20, 2011, Brian Spacek pleaded guilty to one state jail felony count of Tampering with a Governmental Record, Tex. Penal Code § 37.10.</p> <p>Mr. Spacek was sentenced to two years probation.</p> <p>A TCEQ investigation determined that Brian Spacek falsified chain of custody and laboratory analytical reports. The analytical reports were submitted to the City of Austin and other governmental entities by clients of Mr. Spacek's company, Enviro Technology, Inc. for the purpose of wastewater compliance monitoring required by the Clean Water Act.</p> <p>The case was prosecuted by the Travis County District Attorney's Office.</p>  |            |                                |               |                    |                         |
| 3. Case Name   | Media Type | Number of Defendants           | Felony Counts | Misdemeanor Counts | Date of Case Resolution |
| Thunderbolt  | WQ         | 1 Individual<br>2 Corporations | 6             |                    | 10/24/2011              |

## Appendix 19: Criminal Convictions FY2012

**Case Specifics:** On October 24, 2011, I.C.T Engines, Inc., DBA Thunderbolt pleaded guilty to two felony counts of an Unauthorized Discharge, in violation of the Tex. Water Code § 7.145.

I.C.T Engines, Inc. was ordered to pay a \$6,000 fine.

On October 24, 2011, Impaco, Inc. pleaded guilty to two felony counts of an Unauthorized Discharge, in violation of the Tex. Water Code § 7.145.

Impaco, Inc. was ordered to pay a \$6,000 fine.

On October 24, 2011, Harry Hartley II pleaded guilty to two felony counts of an Unauthorized Discharge, in violation of the Tex. Water Code § 7.145.

Mr. Hartley was sentenced to ten years probation, ordered to pay \$6,000 in fines and ordered to pay \$30,000 in restitution to the City of Houston.

A joint investigation by TPWD, TCEQ and the Houston Police Department determined that the defendants violated Tex. Water Code § 7.145 by discharging industrial waste water into a storm drain.

| 4. Case Name              | Media Type | Number of Defendants | Felony Counts | Misdemeanor Counts | Date of Case Resolution |
|---------------------------|------------|----------------------|---------------|--------------------|-------------------------|
| A & F Industrial Services | WQ         | 2 Individuals        | 3             |                    | 11/09/2011              |

## Appendix 19: Criminal Convictions FY2012

**Case Specifics:** On July 7, 2011, Julie Perez pleaded guilty to one count of conspiracy to violate the Clean Water Act, 18 U.S.C. § 371.

On November 9, 2011, Ms. Perez was sentenced to five years probation and ordered to pay \$11,300 restitution to the San Antonio Water System.

On July 7, 2011, Patricia Guzman pleaded guilty to one count of Conspiracy to violate the Clean Water Act, 18 U.S.C. § 371 and one count of Removal of Property to Prevent Seizure, 18 U.S.C. § 2232.

On November 9, 2011, Ms. Guzman was sentenced to five years probation and ordered to pay \$11,300 restitution to the San Antonio Water System.

A joint EPA and TCEQ investigation determined that Julie Perez and Patricia Guzman conspired to discharge thousands of gallons of used restaurant grease and sludge into Huebner Creek and sewer pipes leading to Dos Rios Water Recycling Center by completing missing information on disposal manifests and forging driver's signatures on disposal manifests, which indicated under-reporting of grease and sludge waste.

The case was prosecuted by the United States Attorney's Office for the Western District of Texas.

| 5. Case Name    | Media Type | Number of Defendants | Felony Counts | Misdemeanor Counts | Date of Case Resolution |
|-----------------|------------|----------------------|---------------|--------------------|-------------------------|
| Salvador Farias | MSW        | 1                    |               | 1                  | 11/15/11                |

**Case Specifics:** On November 15, 2011, Salvador Farias, III, pleaded guilty to 1 misdemeanor count of Illegal Dumping, Tex. Health & Safety Code § 365.012.

Mr. Farias was sentenced to one year deferred adjudication and ordered to pay a \$500 fine.

An investigation conducted by TCEQ and the San Antonio Police Department determined that Mr. Farias allowed the disposal of construction demolition debris and wood debris on his property, located at 13105 Babcock Road, in San Antonio.

This case was prosecuted by the Bexar County District Attorney's Office.

| 6. Case Name  | Media Type | Number of Defendants | Felony Counts | Misdemeanor Counts | Date of Case Resolution |
|---------------|------------|----------------------|---------------|--------------------|-------------------------|
| HOT Transport | IHW        | 1 Individual         | 1             |                    | 11/22/11                |

## Appendix 19: Criminal Convictions FY2012

**Case Specifics:** On November 22, 2011, Clinton Promise pleaded to one felony count of Disposal of Hazardous Waste Without a Permit, 42 USC § 692(d)(2)(A).

Mr. Promise was sentenced to three years probation, ordered to pay a \$3,000.00 fine and to perform 40 hours of community service.

An investigation by EPA and TCEQ determined that Mr. Promise illegally disposed approximately 45,000 lbs of hazardous waste generated by HOT Transport. The hazardous waste consisted of tank wash wastewater that had the characteristics of Ignitability and Benzene Toxicity.

This case was prosecuted by the United States Attorney's Office for the Eastern District of Texas.

| 7. Case Name          | Media Type | Number of Defendants | Felony Counts | Misdemeanor Counts | Date of Case Resolution |
|-----------------------|------------|----------------------|---------------|--------------------|-------------------------|
| Carlos Pedro Martinez | MSW        | 1 Individual         | 1             |                    | 01/04/12                |

**Case Specifics:** On January 4, 2012, Carlos Pedro Martinez, pleaded guilty to 1 felony count of Illegal Dumping, in violation of Tex. Health & Safety Code § 365.012.

Mr. Martinez was sentenced to 4 years deferred adjudication and ordered to pay a \$1000 fine, and complete 120 hours of community service.

An investigation by TCEQ and the Nueces County Constable's Office determined that Mr. Martinez, the owner of Coastal Sweeping Services, Inc., disposed more than 40 loads of street sweeping waste at an unpermitted location.

The case was prosecuted by the Nueces County District Attorney's office.

| 8. Case Name | Media Type | Number of Defendants | Felony Counts | Misdemeanor Counts | Date of Case Resolution |
|--------------|------------|----------------------|---------------|--------------------|-------------------------|
| Maria Huerta | WQ         | 1 Individual         |               | 1                  | 01/09/12                |

## Appendix 19: Criminal Convictions FY2012

**Case Specifics:** On January 9, 2012, Maria Huerta pleaded guilty to one count of Tampering with a Governmental Record in violation of Tex. Penal Code § 37.10.

Ms. Huerta was sentenced to 12 months deferred adjudication, ordered to pay a \$1,500 fine and ordered to forfeit her OSSF License for the period of probation.

A TCEQ investigation determined that Mary Huerta submitted a false governmental record to the TCEQ. Specifically, Ms. Huerta attended the 2010 Texas On-Site Wastewater Treatment Research Council training, and on February 23, 2011, submitted documentation to the TCEQ which indicated Angel Huerta had also attended that training, and Angel Huerta did not attend the training.

The case was prosecuted by the Travis County Attorney's Office.

| 9. Case Name   | Media Type | Number of Defendants           | Felony Counts | Misdemeanor Counts | Date of Case Resolution |
|--|------------|--------------------------------|---------------|--------------------|-------------------------|
| Belvan Corp.<br>Michael Davis,<br>Daniel Meacham<br>& Robert Stewart | AIR        | 1 Corporation<br>3 Individuals | 1             | 3                  | 3/23/12<br>1/18/12      |

## Appendix 19: Criminal Convictions FY2012

**Case Specifics:** On December 22, 2011, Belvan Corp pleaded guilty to 1 felony count of Violating the Clean Air Act, 42 USC § 7412(c)(2)(B), Failure to Notify or Report under the Clean Air Act, 42 USC § 7413(c)(2)(B), and Aiding and Abetting, 18 USC § 2.

On March 23, 2012, Belvan Corp was sentenced to five years probation, and ordered to pay a \$500,000 fine.

On January 18, 2012, Michael Davis, Vice President of Engineering and Operations of Belvan Corp., pleaded guilty to one misdemeanor count of Negligent Endangerment under the Clean Air Act, 42 USC § 7413(c)(4), and Aiding and Abetting, 18 USC § 2.

Mr. Davis was sentenced to one year probation, ordered to pay a \$50,000 fine, and ordered to complete an 8 Hour Environmental Awareness Training.

On January 18, 2012, Daniel Valmer Meacham, Operations Supervisor of Belvan Corp., pleaded guilty to 1 misdemeanor count of Negligent Endangerment under the Clean Air Act, 42 USC § 7413(c)(4), and Aiding and Abetting, 18 USC § 2.

Mr. Meacham was sentenced to one year probation, ordered to pay a \$22,000 fine, and ordered to complete an 8 Hour Environmental Awareness Training.

On January 18, 2012, Robert Mark Stewart, Environmental Coordinator of Belvan Corp., pleaded guilty to 1 misdemeanor count of Negligent Endangerment under the Clean Air Act, 42 USC § 7413(c)(4), and Aiding and Abetting, 18 USC § 2.

Mr. Stewart was sentenced to one year probation, ordered to pay a \$15,000 fine, and to complete an 8 Hour Environmental Awareness Training.

A joint EPA and TCEQ investigation determined that the Defendants violated the Clean Air Act by allowing the release of hydrogen sulfide, sulfur dioxide, and other air pollutants from the Belvan Midway Lane Gas Processing Plant, from October 15, 2005 to December 12, 2008, and negligently placed people in imminent danger of death or serious bodily injury. The Defendants also negligently failed to notify the appropriate regulatory authorities of the continuing emission event, as required by the Clean Air Act.

The case was prosecuted by the United States Attorney's Office for the Northern District of Texas.

| 10. Case Name | Media Type | Number of Defendants | Felony Counts | Misdemeanor Counts | Date of Case Resolution |
|---------------|------------|----------------------|---------------|--------------------|-------------------------|
| Allan Doss    | MSW        | 1                    |               | 1                  | 1/20/12                 |

## Appendix 19: Criminal Convictions FY2012

**Case Specifics:** On January 20, 2012, pleaded no contest to one misdemeanor count of Illegal Dumping, Texas Health & Safety Code § 365.012.

Mr. Doss was sentenced to one month deferred adjudication, and ordered to pay a \$500 fine.

And investigation conducted by TPWD and TCEQ determined that Mr. Doss disposed a brush pile and a dead horse in the Colorado River.

The case was prosecuted by the Travis County Attorney's Office.

| 11. Case Name               | Media Type | Number of Defendants          | Felony Counts | Misdemeanor Counts | Date of Case Resolution |
|-----------------------------|------------|-------------------------------|---------------|--------------------|-------------------------|
| Bencor, LLC/Christine Giese | IHW        | 1 Corporation<br>1 Individual | 1             | 1                  | 3/23/12                 |

**Case Specifics:** On March 23, 2012, Bencor, LLC pleaded guilty to one felony count of Transportation of Hazardous Waste Without a Manifest, in violation of Texas Water Code § 7.162.

Bencor, LLC was ordered to pay a \$50,000 fine.

On March 23, 2012, Christine Giese pleaded guilty to one misdemeanor count of Violations Relating to Hazardous Waste.

Ms. Giese was sentenced to 1 year deferred adjudication probation and ordered to pay \$15,138.86 in restitution to the TCEQ.

An investigation conducted by TCEQ, TPWD, and EPA determined that Christine Giese and Bencor, LLC caused drums containing hazardous wastes to be transported from the Bencor, LLC facility in Brenham to storage unit on Ponds Springs Road in Austin, Texas. The hazardous wastes were then abandoned in the storage unit.

The case was prosecuted by the Travis County District Attorney's Office.

| 12. Case Name                        | Media Type | Number of Defendants | Felony Counts | Misdemeanor Counts | Date of Case Resolution |
|--------------------------------------|------------|----------------------|---------------|--------------------|-------------------------|
| Curby Ohneiser/ Ohnheiser Properties | AIR        | 1 Corporation        |               | 1                  | 6/11/12                 |

## Appendix 19: Criminal Convictions FY2012

**Case Specifics:** On June 11, 2012, Ohneiser Properties pleaded no contest to 1 misdemeanor count of Tampering with a Governmental Record in violation of Tex. Penal Code § 37.09.

Ohneiser Properties was ordered to pay a \$10,000 fine.

An investigation by the TCEQ Environmental Crimes Unit determined that Curby Ohneiser, owner of Ohneiser Properties, submitted a falsified Request for Reimbursement to the TCEQ TERP program. On July 19, 2010, Ohneiser submitted a Request for Reimbursement for a 2007 John Deere tractor, with supporting documentation which indicated the tractor was purchased from Brazos Valley Equipment Company in Waco, when in fact the tractor was purchased from a private seller.

The case was prosecuted by the Travis County Attorney's Office.

| 13. Case Name | Media Type | Number of Defendants | Felony Counts | Misdemeanor Counts | Date of Case Resolution |
|---------------|------------|----------------------|---------------|--------------------|-------------------------|
| Rodgers       | MSW        | 2 Individuals        | 1             | 1                  | 6/11/12                 |

**Case Specifics:** On June 11, 2012, Gregory Allan Rodgers pleaded guilty to one felony count of illegal dumping in violation of Texas Health & Safety Code § 365.012.

Mr. Rodgers was ordered to pay \$25,038.89 restitution (joint and several liability with co-defendant), sentenced to 5 years probation, and ordered to complete 100 hours of community service and forfeit his TCEQ scrap tire hauler license.

On June 11, 2012, Ruth Rodgers pleaded guilty to one misdemeanor count of Illegal Dumping in violation of Texas Health & Safety Code § 365.012.

Mrs. Rodgers was ordered to pay \$25,038.89 restitution (joint and several liability with co-defendant), sentenced to 2 years probation, and ordered to complete 100 hours of community service and forfeit her TCEQ scrap tire hauler license.

A joint investigation conducted by TCEQ and the Travis County Attorney's Office determined that Mr. and Mrs. Rodgers illegally dumped tires at unpermitted location, 5490 East Highway 290, Giddings, Texas, which was not an approved solid waste disposal site.

The case was prosecuted by the Travis County District Attorney's Office.

| 14. Case Name | Media Type | Number of Defendants | Felony Counts | Misdemeanor Counts | Date of Case Resolution |
|---------------|------------|----------------------|---------------|--------------------|-------------------------|
| Hisle         | WQ         | 1 Individual         |               | 1                  | 6/12/12                 |



## Appendix 19: Criminal Convictions FY2012

**Case Specifics:** On June 12, 2012, James Fredrick Hisle pleaded no contest to the offense of Unauthorized Discharge, in violation of the Tex. Water Code § 7.147.

Mr. Hisle was ordered to pay a fine of \$2,000.00.

An joint investigation conducted by TCEQ and TPWD determined that on or about July 1, 2010, Mr. Hisle allowed the discharge of a waste or a pollutant into water in the state.

The case was prosecuted by the Travis County Attorney's Office.

| 15. Case Name | Media Type | Number of Defendants | Felony Counts | Misdemeanor Counts | Date of Case Resolution |
|---------------|------------|----------------------|---------------|--------------------|-------------------------|
| Jack Kile     | PWS        | 1 Individual         | 1             |                    | 8/6/12                  |

**Case Specifics:** On August 6, 2012, Jack Kile pleaded guilty to one state jail felony count of Tampering with a Governmental Record in violation of Tex. Penal Code § 37.09.

Mr. Kile was sentenced to 3 years deferred adjudication, ordered to pay a \$2500 fine, must and complete a water utility management course.

An investigation by the TCEQ Environmental Crimes Unit determined Mr. Kile knowingly submitted falsified Surface Water Monthly Operating Reports to the Texas TCEQ from June 2009 to January 2010. The falsified reports indicated that the turbidity in drinking water produced by West Cedar Creek MUD was within acceptable limits, when in fact the turbidity was too high.

The case was prosecuted by the Travis County District Attorney's Office.

| 16. Case Name                        | Media Type | Number of Defendants | Felony Counts | Misdemeanor Counts | Date of Case Resolution |
|--------------------------------------|------------|----------------------|---------------|--------------------|-------------------------|
| Up-Land Investments / Ngan Tien Tran | AIR        | 1 Individual         | 1             |                    | 8/13/12                 |

## Appendix 19: Criminal Convictions FY2012

**Case Specifics:** On April 2, 2012, 2012, Ngan Tien Tran pleaded guilty to one felony count of Making a False Statement in violation of Title 18, USC § 1001.

On August 13, 2012, Mr. Tran was sentenced to 12 months and one day imprisonment, and one year probation.

A joint investigation conducted by TCEQ, TX DPS, and EPA-CID investigation determined that Mr. Tran participated in a scheme to falsify vehicle emission tests.

The case was prosecuted by the United States Attorney's Office for the Northern District of Texas.

## Appendix 20: Criminal Convictions FY2011

| 1. Case Name  | Media Type | Number of Defendants           | Felony Counts | Misdemeanor Counts | Date of Case Resolution |
|---|------------|--------------------------------|---------------|--------------------|-------------------------|
| Outdoor Creations Company   | PI         | 1 Individual                   | 1             |                    | 9/03/10                 |
| <p><b>Case Specifics:</b> On July 24, 2009, Robert Barton McCans, Jr., was convicted of one count of violating Texas Penal Code 31.02, Theft (\$1,500-\$20,000 [SJF]).</p> <p>McCans was sentenced to five (5) years probation, fined \$500, and ordered to pay restitution of \$10,100 to the victims of his scheme.</p> <p>On September 3, 2010, Mr. McCans was found to be in violation of conditions of his probation and was sentenced to one year of incarceration.</p> <p>The charges are a result of Mr. McCans holding himself out as a TCEQ-licensed landscape irrigator to securing job contracts and payments then absconding with payment.</p>   |            |                                |               |                    |                         |
| 2. Case Name  | Media Type | Number of Defendants           | Felony Counts | Misdemeanor Counts | Date of Case Resolution |
| Fleet Management Limited  | WQ         | 1 Corporation<br>2 Individuals | 6             |                    | 9/14/2010<br>11/22/10   |
| <p><b>Case Specifics:</b> On June 3, 2010, Fleet Management Limited pleaded guilty to one count of failing to maintain an accurate oil record book as required by the Act to Prevent Pollution in violation of 18 U.S.C., Section 2 and two counts of making false statements to the U.S. Coast Guard in violation of 18 U.S.C., Section 1001(a).</p> <p>On September 14, 2010, Fleet Management Limited was ordered to serve four years probation and pay a \$3,000,000 fine.</p> <p>On November 22, 2010, Prasada Reddy Mareddy pleaded guilty of one count of Conspiracy to Obstruct a U.S. Coast Guard Investigation in violation of 18 U.S.C. Section 371 and 1519. Mr. Mareddy was ordered to serve five years probation and pay a \$300 fine.</p> <p>On November 22, 2010, John Porunnolil Zacharias pleaded guilty of one count of Conspiracy to Obstruct a U.S. Coast Guard Investigation in violation of 18 U.S.C. Section 371 and 1519 and one count of Failure to Maintain an Oil Record Book in violation of 33 U.S.C. Section 1908(a), 33 C.F. R. Section 151.25. Mr. Zacharias was ordered to serve five years probation and pay a \$300 fine.</p> <p>The charges resulted from allegations made by crewman from vessel Lowlands Sumida alleging that the vessel was bypassing oil water separator and discharging unmonitored waste oil, sludge, and oily bilge water, directly the open sea.</p> |            |                                |               |                    |                         |

**Appendix 20: Criminal Convictions FY2011**

| <b>3. Case Name</b>   | <b>Media Type</b> | <b>Number of Defendants</b> | <b>Felony Counts</b> | <b>Misdemeanor Counts</b> | <b>Date of Case Resolution</b> |
|---|-------------------|-----------------------------|----------------------|---------------------------|--------------------------------|
| Bell County Carpet  | WQ                | 1 Corporation               |                      | 1                         | 9/15/10                        |
| <p><b>Case Specifics:</b> On September 15, 2010, Bell County Carpet Cleaning, Inc. pleaded guilty to one count of unauthorized discharge, in violation of Tex. Water Code section 7.147.</p> <p>Bell County Carpet Cleaning, Inc. was ordered to pay a \$3,700 fine.</p> <p>The charges are a result of an employee of Bell County Carpet Cleaning, Inc. discharging wastewater and cleaning solution into a storm sewer.</p>   |                   |                             |                      |                           |                                |
| <b>4. Case Name</b>   | <b>Media Type</b> | <b>Number of Defendants</b> | <b>Felony Counts</b> | <b>Misdemeanor Counts</b> | <b>Date of Case Resolution</b> |
| Gulf Chemical & Metallurgical Corp,   | WQ                | 1 Individual                | 11                   |                           | 9/28/10                        |
| <p><b>Case Specifics:</b> On September 28, 2010, Raj Vadlamudi, a former environmental manager of Gulf Chemical, pleaded guilty to 11 counts of intentional or knowing unauthorized discharge, in violation of Tex. Water Code 7.145.</p> <p>Mr. Vadlamudi was ordered to serve three years probation and pay a \$5,000 fine.</p> <p>The charges resulted from Gulf Chemical &amp; Metallurgical Corp. intentionally discharging wastewater which exceeded their permit limits.</p> |                   |                             |                      |                           |                                |
| <b>5. Case Name</b>   | <b>Media Type</b> | <b>Number of Defendants</b> | <b>Felony Counts</b> | <b>Misdemeanor Counts</b> | <b>Date of Case Resolution</b> |
| Michael Lloyd Norfleet  | PI / WQ           | 1 Individual                |                      | 1                         | 10/1/10                        |
| <p><b>Case Specifics:</b> On October 1, 2010, Michael Lloyd Norfleet pleaded guilty to one count of tampering with a governmental record in violation of Tex. Penal Code section 37.09.</p> <p>Mr. Norfleet was ordered to pay a \$2000 fine.</p> <p>The charge resulted from Mr. Norfleet's submission of a falsified notice of construction for a petroleum storage tank removal.</p>   |                   |                             |                      |                           |                                |

**Appendix 20: Criminal Convictions FY2011**

| <b>6. Case Name</b>          | <b>Media Type</b> | <b>Number of Defendants</b> | <b>Felony Counts</b> | <b>Misdemeanor Counts</b> | <b>Date of Case Resolution</b> |
|------------------------------|-------------------|-----------------------------|----------------------|---------------------------|--------------------------------|
| C & C Road Construction Inc. | MSW               | 1 Individual                |                      | 1                         | 10/13/10                       |

**Case Specifics:** On October 13, 2010, Alfredo Francisco Corral, the Superintendent of C & C Road Construction Inc. pleaded guilty to one count of illegal dumping in violation of Tex. Health & Safety Code section 365.012.

Mr. Corral was ordered to pay a \$500 fine. C & C Road Construction Inc. also agreed to provide up to \$10,000 of clean-up services to Keep El Paso Beautiful.

The charges resulted from C & C Road Construction Inc. illegally dumping waste generated from the Keep El Paso Beautiful, Mesa Project in El Paso County.

| <b>7. Case Name</b>                             | <b>Media Type</b> | <b>Number of Defendants</b>   | <b>Felony Counts</b> | <b>Misdemeanor Counts</b> | <b>Date of Case Resolution</b> |
|---|-------------------|-------------------------------|----------------------|---------------------------|--------------------------------|
| Daniel Sloan/<br>Emission Reduction Specialists | PI/Air            | 1 Individual<br>1 Corporation | 2<br>4               |                           | 11/19/10                       |

**Case Specifics:** On November 19, 2010, Daniel J. Sloan, owner and President of Emissions Reduction Specialists (ERS), pleaded guilty to two counts of Securing Execution of Document by Deception, a 2<sup>nd</sup> Degree Felony. In addition, the corporation Emission Reduction Specialist, pleaded guilty to four 1<sup>st</sup> Degree Felony counts of Securing Execution of Document by Deception.

Mr. Sloan was sentenced to 10 years of probation and must pay \$90,000 in restitution to the Texas Commission on Environmental Quality TERP program and Emission Reduction Specialist, received a \$10,000 fine.

The investigation conducted by the TCEQ Environmental Crimes Unit found that Sloan included inflated bid quotes in grant applications submitted to TCEQ's Texas Emission Reduction Plan (TERP). Specifically, Mr. Sloan inflated the quotes to include his consultant fees, which Mr. Sloan knew was not allowed by the TERP program.

**Appendix 20: Criminal Convictions FY2011**

| <b>8. Case Name</b>   | <b>Media Type</b> | <b>Number of Defendants</b> | <b>Felony Counts</b> | <b>Misdemeanor Counts</b> | <b>Date of Case Resolution</b> |
|---|-------------------|-----------------------------|----------------------|---------------------------|--------------------------------|
| Bruce Schibik   | WQ/PI             | 1 Individual                | 26                   |                           | 12/2/10                        |
| <p><b>Case Specifics:</b> On December 2, 2010, Bruce Schibik pleaded guilty to 26 counts of an intentional or knowing unauthorized discharge in violation of Tex. Water Code section 7.145.</p> <p>Mr. Schibik was ordered to pay a \$26,000 fine, to serve five years of probation and to not work as an environmental manager during the term of his probation.</p> <p>The investigation conducted by the TCEQ Environmental Crimes Unit found that Schibik trained and directed certain Bayshore Industrial employees to take grab samples rather than flow weighted composite samples of treated wastewater required by Bayshore Industrial's NPDES permit. Schibik then allowed the samples to be analyzed at an offsite contract laboratory knowing the samples were not collected properly. Once Schibik received the data back from the lab for the samples, he hand wrote the lab results on the DMR form, hand wrote on the DMR that the samples were composite samples, signed the DMR and submitted it to the TCEQ every month for thirty-six (36) months from January 2006 to December 2008. Schibik submitted the DMRs to the TCEQ Austin Office with full knowledge of their falsity and with the intent that the DMRs be accepted by the TCEQ as a genuine and truthful governmental record. Bayshore Industrial discovered what Schibik was doing and, after conducting an internal investigation, fired Schibik on 3/24/09.</p> |                   |                             |                      |                           |                                |
| <b>9. Case Name</b>   | <b>Media Type</b> | <b>Number of Defendants</b> | <b>Felony Counts</b> | <b>Misdemeanor Counts</b> | <b>Date of Case Resolution</b> |
| Ricky Pruitt  | IHW               | 1 Individual                | 1                    |                           | 1/25/11                        |
| <p><b>Case Specifics:</b> On January 25, 2011 Ricky Pruitt was found to be in violation of conditions of his probation and his probation was revoked.</p> <p>Mr. Pruitt was ordered to serve two years at TDCJ.</p> <p>Mr. Pruitt was originally placed on probation on July 9, 1999 as a result of his conviction related to providing falsified insurance documentation to the TCEQ that was required under TCEQ hazardous waste rules.</p>   |                   |                             |                      |                           |                                |

**Appendix 20: Criminal Convictions FY2011**

| <b>10. Case Name</b>                   | <b>Media Type</b> | <b>Number of Defendants</b> | <b>Felony Counts</b> | <b>Misdemeanor Counts</b> | <b>Date of Case Resolution</b> |
|--|-------------------|-----------------------------|----------------------|---------------------------|--------------------------------|
| Nelson King d/b/a Affordable Lawn Care | Air               | 1 Individual                |                      | 1                         | 2/02/11                        |

**Case Specifics:** On February 2, 2011, Nelson King pleaded guilty to one count of misdemeanor illegal outdoor burning in violation of the Tex. Water Code 7.177.

Mr. King was sentenced to 8 months probation, fined \$500, and must perform 40 hours of community supervised release.

The charges resulted from an illegal outdoor burning incident which occurred in 2008. Mr. King had been previously informed about the outdoor burning prohibition by Wise County Fire Marshall and a TCEQ investigator, while investigating identical complaints received on Mr. King.

| <b>11. Case Name</b>             | <b>Media Type</b> | <b>Number of Defendants</b> | <b>Felony Counts</b> | <b>Misdemeanor Counts</b> | <b>Date of Case Resolution</b> |
|----------------------------------|-------------------|-----------------------------|----------------------|---------------------------|--------------------------------|
| North American Steel Corporation | PI / AIR          | 1 Corporation               |                      | 1                         | 2/08/11                        |

**Case Specifics:** On February 8, 2011, North American Steel Corporation pleaded guilty to one count of tampering with a governmental record in violation of Tex. Penal Code section 37.10.

North American Steel Corporation was ordered to a \$100,000 fine.

The investigation conducted by the TCEQ Environmental Crimes Unit found that North American Steel Corporation submitted an air permit application which falsely represented that certain pollution control measure were in place.

**Appendix 20: Criminal Convictions FY2011**

| <b>12. Case Name</b>                | <b>Media Type</b> | <b>Number of Defendants</b> | <b>Felony Counts</b> | <b>Misdemeanor Counts</b> | <b>Date of Case Resolution</b> |
|-------------------------------------|-------------------|-----------------------------|----------------------|---------------------------|--------------------------------|
| Capitol City Disposal, Incorporated | MSW               | 1 Corporation               | 26                   |                           | 2/08/11                        |
|                                     |                   | 1 Individual                | 26                   |                           | 4/14/11                        |

**Case Specifics:** On January 26, 2011, Capitol City Disposal, Incorporated pleaded guilty to 26 counts of felony illegal dumping in violation of Tex. Health & Safety Code section 365.012. On April 14, 2011, Juan Deanda pleaded guilty to 26 counts of felony illegal dumping in violation of Tex. Health & Safety Code section 365.012.

Capitol City Disposal, Incorporated was ordered to pay \$200,000 fine.

Juan Deanda was sentenced to 3 years probation, ordered to pay a \$100,000 fine, and ordered to restore the property where the illegal dumping occurred to its original condition within 60 days.

The investigation conducted jointly with the Travis County Attorney's Office and the Texas Environmental Task Force found that Capitol City Disposal, Inc. was operating an unpermitted landfill in Travis County.

| <b>13. Case Name</b>                      | <b>Media Type</b> | <b>Number of Defendants</b> | <b>Felony Counts</b> | <b>Misdemeanor Counts</b> | <b>Date of Case Resolution</b> |
|---|-------------------|-----------------------------|----------------------|---------------------------|--------------------------------|
| YDIDI I, L.P., d/b/a Chaparral Ice Center | WQ                | 1 Corporation               | 1                    |                           | 2/08/11                        |

**Case Specifics:** On February 8, 2011, YDIDI I, L.P., d/b/a Chaparral Ice Center pleaded guilty to 1 count of felony intentional or knowing unauthorized discharge in violation of Tex. Water Code section 7.145.

YDIDI I, L.P., d/b/a Chaparral Ice Center was ordered to pay a \$75,000 fine.

The investigation conducted jointly with the Travis County Attorney's Office, Travis County Sheriff's Office and TCEQ found that YDIDI I, L.P., d/b/a Chaparral Ice Center intentionally and knowingly discharged industrial waste. Specifically, waste ice removed from the ice rink, which contained a chemical colorant, was allowed to melt into a storm drain which then flowed into a nearby creek.



**Appendix 20: Criminal Convictions FY2011**

| <b>14. Case Name</b>   | <b>Media Type</b> | <b>Number of Defendants</b> | <b>Felony Counts</b> | <b>Misdemeanor Counts</b> | <b>Date of Case Resolution</b> |
|--|-------------------|-----------------------------|----------------------|---------------------------|--------------------------------|
| A&F Industrial Services  | WQ                | 1 Individual                | 2                    |                           | 4/13/11                        |
| <p><b>Case Specifics:</b> On April 13, 2011, Jacob Tom Ojeda pleaded guilty to 1 count of Conspiracy, 18 USC 371 and to 1 count of Knowing discharge of a pollutant and Falsification of Records, 18, USC 1519.</p> <p>Jacob Tom Ojeda was sentenced in the Western District of Texas to 13 months imprisonment, three years supervised release, \$100 special assessment and \$11,300 in restitution as applied to Count 1 of the Indictment. He was also sentenced to 13 months imprisonment; two years supervised release and \$100 special assessment as applied to Count #4 of the Indictment. Count 1 and Count 4 are to run concurrently.</p> <p>This is the result of Jacob Tom Ojeda's unpermitted discharge into the sewers of San Antonio, thereby unpermitted disposal of waste to the waters of the State of Texas and the waters of the U.S. through an investigation conducted jointly with the EPA-CID and the TCEQ ECU.</p> |                   |                             |                      |                           |                                |
| <b>15. Case Name</b>   | <b>Media Type</b> | <b>Number of Defendants</b> | <b>Felony Counts</b> | <b>Misdemeanor Counts</b> | <b>Date of Case Resolution</b> |
| Arturo A. Gerardo  | MSW               | 1 Individual                |                      | 1                         | 4/14/11                        |
| <p><b>Case Specifics:</b> On April 14, 2011, Arturo A. Gerardo pleaded guilty to 1 count of count of illegal dumping in violation of Tex. Health &amp; Safety Code section 365.012.</p> <p>Mr. Gerardo was ordered to pay a fine of \$750.</p> <p>This is the result of Arturo Gerardo illegally dumping residential trash into the Arroyo adjacent to 713 Coach, Canutillo, Texas.</p>  |                   |                             |                      |                           |                                |

**Appendix 20: Criminal Convictions FY2011**

| <b>16. Case Name</b>  | <b>Media Type</b> | <b>Number of Defendants</b>   | <b>Felony Counts</b> | <b>Misdemeanor Counts</b> | <b>Date of Case Resolution</b> |
|---|-------------------|-------------------------------|----------------------|---------------------------|--------------------------------|
| Ricardo Gonzales/<br>R&K Fabricating, Inc.  | AIR               | 1 Individual<br>1 Corporation |                      | 2<br>1                    | 5/23/11<br>5/23/11             |
| <p><b>Case Specifics:</b> On May 23, 2011, Ricardo Gonzales pleaded guilty to 2 counts of intentionally or knowingly violating the Clean Air Act, in violation of Tex. Water Code section 7.177. In addition R&amp;K Fabrication, Inc. pleaded guilty to 1 count of intentionally or knowingly Violating the Clean Air Act, in violation of Tex. Water Code section 7.177.</p> <p>Mr. Ricardo Gonzales was sentenced to 1 year probation, ordered to pay a fine of \$25,000, and ordered to cease all sandblasting and surface coating operations until all required permits are obtained from the TCEQ. R &amp; K Fabrication was ordered to pay a fine of \$175,000.</p> <p>The investigation conducted by the TCEQ and the Travis County Attorney's Office determined that Ricardo Gonzalez had been operating a manufacturing facility that included sandblasting and surface coating operations that are subject to TCEQ air quality permits. Mr. Gonzales was aware of the permitting requirements, and continued his operation without obtaining the required air quality permits.</p> |                   |                               |                      |                           |                                |
| <b>17. Case Name</b>  | <b>Media Type</b> | <b>Number of Defendants</b>   | <b>Felony Counts</b> | <b>Misdemeanor Counts</b> | <b>Date of Case Resolution</b> |
| Riedel Imaging/Pro<br>Med Tech, Inc.  | MSW               | 1 Corporation                 |                      | 1                         | 7/13/11                        |
| <p><b>Case Specifics:</b> On July 13, 2011, Pro Med Tech, Inc. pleaded to 1 misdemeanor count of Littering, in violation of Tex. Health and Safety Code section 365.012.</p> <p>Pro Med. Tech, Inc. was assessed a \$400 fine.</p> <p>An Investigation conducted by the TCEQ, Texas Parks and Wildlife Department ECU, and the Travis County Attorney's office determined that Pro Med Tech, Inc. illegally disposed of waste at in a car wash drain, without the appropriate authorization.</p>  |                   |                               |                      |                           |                                |

**Appendix 20: Criminal Convictions FY2011**

| <b>18. Case Name</b>   | <b>Media Type</b> | <b>Number of Defendants</b> | <b>Felony Counts</b> | <b>Misdemeanor Counts</b> | <b>Date of Case Resolution</b> |
|--|-------------------|-----------------------------|----------------------|---------------------------|--------------------------------|
| Jaime Tarango  | MSW               | 1 Individual                | 1                    |                           | 7/15/11                        |
| <p><b>Case Specifics:</b> On July 15, 2011, Jaime Tarango pleaded guilty to 1 count of illegal dumping, in violation of Tex. Health &amp; Safety Code section 365.012.</p> <p>Mr. Jaime Tarango was sentenced to 5 years Deferred Adjudication, ordered to pay \$9,472.45 in restitution to TXDOT, and pay a \$4,000 fine.</p> <p>A TCEQ ECU investigation determined that on July 17, 2009, Mr. Tarango disposed 21 gallons of a diesel/gasoline mixture into the grass area abutting Interstate 10, near Plateau, Texas, in Culberson County. Mr. Tarango's actions resulted in TXDOT remediating the site, at a cost of \$9,472.45.</p> |                   |                             |                      |                           |                                |
| <b>19. Case Name</b>   | <b>Media Type</b> | <b>Number of Defendants</b> | <b>Felony Counts</b> | <b>Misdemeanor Counts</b> | <b>Date of Case Resolution</b> |
| Odis Pfeifer   | PWS               | 1 Individual                |                      | 1                         | 08/08/11                       |
| <p><b>Case Specifics:</b> On August 8, 2011, Odis Hermann Pfeiffer II pleaded guilty to 1 misdemeanor count of Tampering with a Governmental Record, in violation of Tex. Penal Code section 37.10.</p> <p>Mr. Pfeiffer was sentenced to 2 years probation and ordered to complete 100 hours of community service.</p> <p>An investigation conducted by TCEQ Environmental Crimes Unit determined that Mr. Pfeiffer falsified Disinfectant Level Quarterly Operating Reports submitted for the Fayette Water Supply Corporation.</p>   |                   |                             |                      |                           |                                |

**Appendix 20: Criminal Convictions FY2011**

| <b>20. Case Name</b>   | <b>Media Type</b> | <b>Number of Defendants</b> | <b>Felony Counts</b> | <b>Misdemeanor Counts</b> | <b>Date of Case Resolution</b> |
|--|-------------------|-----------------------------|----------------------|---------------------------|--------------------------------|
| OSU<br>Charles Ray Smith   | WQ                | 1 Individual                | 1                    |                           | 8/10/11                        |
| <p><b>Case Specifics:</b> On August 10, 2011, Charles Ray Smith pleaded guilty to one count of Unauthorized Discharge, in violation of Texas Water Code, Section 7.145.</p> <p>Mr. Smith was sentenced to 4 years probation, deferred adjudication and ordered to pay a fine of \$10,000, with \$9,000 of the fine deferred.</p> <p>An investigation conducted by TCEQ Environmental Crimes Unit and Texas Parks and Wildlife determined that Mr. Smith discharged salt water from a drilling operation into water in the state.</p>   |                   |                             |                      |                           |                                |
| <b>21. Case Name</b>   | <b>Media Type</b> | <b>Number of Defendants</b> | <b>Felony Counts</b> | <b>Misdemeanor Counts</b> | <b>Date of Case Resolution</b> |
| Mohammad Sultan  | PST               | 1 Individual                | 6                    |                           | 8/18/11                        |
| <p><b>Case Specifics:</b> On August 18, 2011, Mohammad Aftab Sultan pleaded guilty to five counts of Attempted Tampering with or Fabricating Physical Evidence, in violation of Tex. Penal Code section 32.09, and one count of Tampering with a Governmental Record, in violation of Tex. Penal Code section 32.10.</p> <p>Mr. Sultan was sentenced to 2 years probation and ordered to pay a \$60,000.00 fine.</p> <p>A TCEQ ECU investigation determined that Mr. Sultan submitted falsified documents to the TCEQ in response to a petroleum storage tank inspection conducted by the TCEQ Beaumont Regional Office.</p> |                   |                             |                      |                           |                                |

**Appendix 20: Criminal Convictions FY2011**

| <b>22. Case Name</b>  | <b>Media Type</b> | <b>Number of Defendants</b> | <b>Felony Counts</b> | <b>Misdemeanor Counts</b> | <b>Date of Case Resolution</b> |
|---|-------------------|-----------------------------|----------------------|---------------------------|--------------------------------|
| Oil Patch   | WQ                | 1 Corporation               | 1                    |                           | 8/26/11                        |
| <p><b>Case Specifics:</b> On August 26, 2011, Oil Patch Water &amp; Sewer Services, LLC, pleaded guilty to one count of Intentional or Knowing Unauthorized Discharge, in violation of Tex. Water Code section 7.145</p> <p>Oil Patch Water &amp; Sewer Services, LLC was ordered to pay a \$150,000 fine.</p> <p>An investigation conducted by TCEQ ECU and TPWD determined that Oil Patch Water &amp; Sewer Services, LLC, which provides septic hauling services for oil and gas drilling sites, discharged wastewater into a pond in Hill County, without a permit.</p> |                   |                             |                      |                           |                                |

## Appendix 21: Criminal Convictions FY2010

| 1. Case Name  | Media Type | Number of Defendants          | Felony Counts | Misdemeanor Counts | Date of Case Resolution |
|---|------------|-------------------------------|---------------|--------------------|-------------------------|
| Lilly Grove Special Utility District  | Air        | 1 Corporation                 | 1             |                    | 10/22/09                |
| <p><b>Case Specifics:</b> On October 22, 2009, Lilly Grove Special Utility District was convicted of committing one count of Reckless Emission of Air Contaminant &amp; Endangerment in violation of TWC 7.182.</p> <p>The court ordered Lilly Grove Special Utility District to contribute \$5000 to Keep Nacogdoches Beautiful in lieu of assessing a fine.</p> <p>The charges were result of the release of a leaking 100-pound canister of chlorine gas into the air in January 6, 2009 by an employee under the direct instruction of a utility manager. Liquid chlorine, a contaminant when airborne, is harmful to the eyes, skin and mucous membranes, and can be fatal if ingested in high concentrations.</p> |            |                               |               |                    |                         |
| 2. Case Name  | Media Type | Number of Defendants          | Felony Counts | Misdemeanor Counts | Date of Case Resolution |
| Laredo Paving, Inc.   | Air /PI    | 1 Corporation<br>1 Individual |               | 1<br>1             | 11/10/09<br>12/17/09    |
| <p><b>Case Specifics:</b> On November 10, 2009, Laredo Paving, Inc. pleaded guilty to one count of Interference with Public Duties in violation of TPC 38.15.</p> <p>Laredo Paving was ordered to pay a \$20,000 fine.</p> <p>On December 17, 2009 Lane McMillan plead guilty to one count of Tampering with a Governmental Record in violation of TPC 37.10.</p> <p>Mr. Lane was order to one year probation and to pay a \$900 fine.</p> <p>The charges are a result of an employee of Laredo Paving, Inc., causing a falsified TCEQ authorization to operate a rock crusher to be submitted to the TCEQ during the course of an enforcement action.</p>  |            |                               |               |                    |                         |

**Appendix 21: Criminal Convictions FY2010**

| 3. Case Name   | Media Type | Number of Defendants | Felony Counts | Misdemeanor Counts | Date of Case Resolution |
|--|------------|----------------------|---------------|--------------------|-------------------------|
| Claude D. Stang  | Air/PI     | 1 Individual         | 12            |                    | 11/24/09                |
| <p><b>Case Specifics:</b> On November 24, 2009, Claude Stang pleaded guilty to twelve counts of Engaging in Organized Criminal Activity, with an underlying offense of Tampering with a Governmental Record in violation of TPC 71.02.</p> <p>Mr. Stang was ordered to serve (5) five years in the State Penitentiary</p> <p>The charges are a result of Mr. Stang causing false information to be submitted in multiple TERP Grant applications.</p>  |            |                      |               |                    |                         |
| 4. Case Name   | Media Type | Number of Defendants | Felony Counts | Misdemeanor Counts | Date of Case Resolution |
| Philip Robins  | WQ/PI      | 1 Individual         |               | 1                  | 12/17/09                |
| <p><b>Case Specifics:</b> On December 17, 2009, Philip Ching Robins, owner of Robins Engineering, pleaded guilty to one count of submitting false statement to the TCEQ in violation of TWC 7.149.</p> <p>Mr. Robins was ordered to serve two years probation, pay a \$10,000 fine and to relinquish his maintenance provider license for the period of probation.</p> <p>The charges are a result of Mr. Robins making and presenting falsified on-site sewage facilities maintenance inspection reports to the TCEQ and Rockwall County.</p> |            |                      |               |                    |                         |

**Appendix 21: Criminal Convictions FY2010**

| <b>5. Case Name</b>  | <b>Media Type</b> | <b>Number of Defendants</b> | <b>Felony Counts</b> | <b>Misdemeanor Counts</b> | <b>Date of Case Resolution</b> |
|--|-------------------|-----------------------------|----------------------|---------------------------|--------------------------------|
| Steve Simpson Drilling   | WQ                | 1 Individual                |                      | 1                         | 1/4/10                         |
| <p><b>Case Specifics:</b> On January 4, 2010, Steve Simpson plead guilty to one count of unauthorized discharge in violation of TWC 7.147.</p> <p>Steve Simpson received 30 days deferred adjudication and a \$1000 fine. In addition, Simpson was ordered to pay \$880 restitution for lab analyses.</p> <p>The charges are a result of Steve Simpson Drilling land applying drilling fluids to a property with an expired permit for land application.</p>   |                   |                             |                      |                           |                                |
| <b>6. Case Name</b>  | <b>Media Type</b> | <b>Number of Defendants</b> | <b>Felony Counts</b> | <b>Misdemeanor Counts</b> | <b>Date of Case Resolution</b> |
| Philip Isaacs  | WQ                | 1 Individual                |                      | 1                         | 3/4/10                         |
| <p><b>Case Specifics:</b> On March 4, 2010, Philip Isaacs plead guilty to one count of unauthorized discharge in violation of TWC 7.147.</p> <p>Lamar Isaacs was ordered to serve one year probation and order to pay a \$4,000 fine.</p> <p>The charges are a result of Philip Isaacs discharging a cow manure slurry from a cargo cattle trailer after off loading cattle. The discharge occurred at the side of the road on Highway 285, into a drainage ditch which is a few hundred yards up gradient from a tributary known as Salado creek.</p> |                   |                             |                      |                           |                                |



**Appendix 21: Criminal Convictions FY2010**

| 7. Case Name   | Media Type | Number of Defendants | Felony Counts | Misdemeanor Counts | Date of Case Resolution |
|--|------------|----------------------|---------------|--------------------|-------------------------|
| Lamar Isaacs   | WQ         | 1 Individual         |               | 1                  | 3/4/10                  |
| <p><b>Case Specifics:</b> On March 4, 2010, Lamar Isaacs plead guilty to one count of unauthorized discharge in violation of TWC 7.147.</p> <p>Lamar Isaacs was ordered to serve one year probation and order to pay a \$4,000 fine.</p> <p>The charges are a result of Lamar Isaacs discharging a cow manure slurry from a cargo cattle trailer after off loading cattle. The discharge occurred at the side of the road on Highway 285, into a drainage ditch which is a few hundred yards up gradient from a tributary known as Salado creek.</p> |            |                      |               |                    |                         |
| 8. Case Name   | Media Type | Number of Defendants | Felony Counts | Misdemeanor Counts | Date of Case Resolution |
| Thomas Ray Moore Jr.   | WQ/PI      | 1 Individual         |               | 2                  | 4/14/10                 |
| <p><b>Case Specifics:</b> On April 14, 2010, Thomas Ray Moore Jr. plead guilty to installing an On Site Sewage Facility (OSSF) without an installer license in violation of TWC 7.172 and installing an OSSF prior to receiving authorization in violation of TWC 7.174.</p> <p>Mr. Moore was ordered to pay a \$500 fine.</p> <p>A previous civil action against Mr. Moore was taken by the agency (2009-0792-OSI-E) for similar actions at another site.</p>   |            |                      |               |                    |                         |

**Appendix 21: Criminal Convictions FY2010**

| <b>9. Case Name</b>  | <b>Media Type</b> | <b>Number of Defendants</b> | <b>Felony Counts</b> | <b>Misdemeanor Counts</b> | <b>Date of Case Resolution</b> |
|--|-------------------|-----------------------------|----------------------|---------------------------|--------------------------------|
| Henry Trujillo Trucking  | SW                | 1 Individual                |                      | 2                         | 5/13/10                        |
| <p><b>Case Specifics:</b> On May 13, 2010 Enrique Trujillo, owner of Henry Trujillo Trucking, plead guilty to two counts of illegal dumping in violation of H&amp;SC 365.012.</p> <p>Mr. Trujillo was order to pay a \$4,000 fine.</p> <p>The charges are a result of Mr. Trujillo illegally dumping 36 cubic yards of solid waste consisting of PVC pipes, plastic hoses, metal rebar, concrete and asphalt. Since this is Mr. Trujillo's second conviction for illegal dumping any vehicles used in the commission of the offense are subject to forfeiture.</p> |                   |                             |                      |                           |                                |
| <b>10. Case Name</b>   | <b>Media Type</b> | <b>Number of Defendants</b> | <b>Felony Counts</b> | <b>Misdemeanor Counts</b> | <b>Date of Case Resolution</b> |
| Gulf Chemical & Metallurgical Corp,  | WQ                | 1 Corporation               | 11                   |                           | 5/28/10                        |
| <p><b>Case Specifics:</b> On May 28, 2010, Gulf Chemical &amp; Metallurgical Corp. pleaded guilty to 11 counts of intentional discharging wastewater in violation of TWC 7.145.</p> <p>Gulf Chemical &amp; Metallurgical Corp. was ordered to pay a \$2,750,000 fine and to comply with special conditions related to upgrading the wastewater treatment system.</p> <p>The charges resulted from Gulf Chemical &amp; Metallurgical Corp. intentionally discharging wastewater which exceeded their permit limits.</p>   |                   |                             |                      |                           |                                |

## Appendix 21: Criminal Convictions FY2010

| 11. Case Name   | Media Type | Number of Defendants           | Felony Counts | Misdemeanor Counts | Date of Case Resolution |
|---|------------|--------------------------------|---------------|--------------------|-------------------------|
| Tony's Tires and Road Service   | SW         | 1 Individual                   |               | 1                  | 6/1/10                  |
| <p><b>Case Specifics:</b> On June 1, 2010, Juan Antonio Diaz plead to one count of illegal handling of solid waste in violation H&amp;SC 365.012, specifically the illegal disposal of used tires.</p> <p>Mr. Diaz was sentenced to one year of deferred adjudication and ordered to pay a \$1,500 fine. In addition, Mr. Diaz was ordered to remove all tires from the site and dispose of them properly.</p>  |            |                                |               |                    |                         |
| 12. Case Name   | Media Type | Number of Defendants           | Felony Counts | Misdemeanor Counts | Date of Case Resolution |
| Texas Oil & Gathering   | HW/<br>SDW | 1 Corporation<br>2 Individuals | 2<br>2 each   |                    | 7/21/10                 |
| <p><b>Case Specifics:</b> On July 21, 2010, Texas Oil and Gathering, Inc. (TOG), its' owner John Kessel, and operations manager Edgar Pettijohn, were sentenced in U.S. District Court, Houston, Texas, on one count of conspiracy to violate the Safe Drinking Water Act and one count of knowingly disposing of waste in violation of the Act. TOG was formerly authorized by the state to handle and transport used oil products.</p> <p>Kessel was sentenced to 5 years probation, ordered to perform 100 hours community service, and ordered to pay a \$50,000 fine. Pettijohn was sentenced to 5 years probation, ordered to perform 100 hours community service, and ordered to pay a \$200 special assessment. TOG was sentenced to 3 years probation, ordered to pay an \$80,000 fine and a \$200 special assessment.</p> <p>According to factual statements filed with the pleas, Kessel and Pettijohn directed the falsification of documents such as bills of lading and driver logs in order to illegally dispose of hazardous waste water at an injection well knowing the injection well was not permitted to receive hazardous wastes.</p> |            |                                |               |                    |                         |

**Appendix 22: Criminal Convictions FY2009**

| 1. Case Name  | Media Type | Number of Defendants | Felony Counts | Misdemeanor Counts | Date of Case Resolution |
|---|------------|----------------------|---------------|--------------------|-------------------------|
| Site Concrete, Inc.   | PI         | 3 Individuals        | 3             |                    | 9/11/08                 |
| <p><b>Case Specifics:</b> On February 26, 2008, Roman Castilleja, former construction foreman for Site Concrete, Inc. plead guilty to one count of violating 18 USC 101, False Statements to the Government.</p> <p>On September 9, 2008, Roman Castilleja, construction foreman, was sentenced to three (3) years probation and ordered to pay a \$5,000 fine and a \$100 court assessment. Castilleja was also ordered to serve 50 hours of community service. Standard conditions of probation were imposed.</p> <p>On March 18, 2008, Jose Jesus Lopez, former job superintendent for Site Concrete, Inc. plead guilty to one count of violating 18 USC 101, False Statements to the Government.</p> <p>On September 9, 2008, Jose Jesus Lopez, for his role as construction superintendent and setting the scheme in place, was sentenced on to three (3) years probation and ordered to pay a \$10,000 fine and a \$100 court assessment. Lopez was also ordered to serve 50 hours of community service. Standard conditions of probation were imposed.</p> <p>On March 25, 2008, Rodolfo Macias-Ramos , former construction foreman for Site Concrete, Inc. plead guilty to one count of violating 18 USC 101, False Statements to the Government.</p> <p>On September 9, 2008, Rodolfo Macias-Ramos was sentenced to three (3) years probation and ordered to pay a \$4,000 fine and a \$100 court assessment.</p> <p>According to information presented in court, Site Concrete was responsible for constructing new drinking water lines in Fairview, Texas. As part of its construction project, Site Concrete was required to draw samples of the water from the water lines and submit them to the EPA, acting through the Texas Commission for Environmental Quality, for testing for the presence of microbiological contamination. Through its employees and agents, Site Concrete caused false water samples to be submitted in order to conceal the presence of contamination.-</p> |            |                      |               |                    |                         |

**Appendix 22: Criminal Convictions FY2009**

| <b>2. Case Name</b>  | <b>Media Type</b> | <b>Number of Defendants</b> | <b>Felony Counts</b> | <b>Misdemeanor Counts</b> | <b>Date of Case Resolution</b> |
|--|-------------------|-----------------------------|----------------------|---------------------------|--------------------------------|
| Fujicolor Processing   | WQ                | 1 individual                |                      | 1                         | 10/09/08                       |
| <p><b>Case Specifics:</b> On June 18, 2008, Gerald Lakota, a former employee plead guilty to willfully concealing and covering up a material fact in reports required under the CWA.</p> <p>On October 8, 2008 Lakota was ordered to serve two (2) years probation.</p> <p>The charges where based on the discovery that from 1999 through July 2002 employees were selectively reporting to the City of Terrell, only test results that fell within permit limits. Industrial facilities report results to local agencies for permit compliance purposes. Employees would send part of a sample to a laboratory for screening and, if the sample met permit limits, it would be submitted to the city. If a sample did not meet the silver limit, employees would keep collecting samples until they found one that fell within allowable limits.</p> |                   |                             |                      |                           |                                |
| <b>3. Case Name</b>  | <b>Media Type</b> | <b>Number of Defendants</b> | <b>Felony Counts</b> | <b>Misdemeanor Counts</b> | <b>Date of Case Resolution</b> |
| Wheeler Street Burning   | Air               | 1 individual                |                      | 1                         | 10/31/08                       |
| <p><b>Case Specifics:</b> On October 31, 2008, Steven Bridges plead guilty to one (1) count unauthorized outdoor burning in violation of Texas Clean Air Act.</p> <p>On October 31, 2008 Mr. Bridges was ordered to serve 90 days in county jail and to pay a \$200 fine.</p> <p>The charges are based on Mr. Bridges stealing copper wire from different sources. He would later burn the insulation off the wire, so he could sell the copper to recycling centers.</p>  |                   |                             |                      |                           |                                |

**Appendix 22: Criminal Convictions FY2009**

| <b>4. Case Name</b> | <b>Media Type</b> | <b>Number of Defendants</b> | <b>Felony Counts</b> | <b>Misdemeanor Counts</b> | <b>Date of Case Resolution</b> |
|---------------------|-------------------|-----------------------------|----------------------|---------------------------|--------------------------------|
| Randall McLerran    | PI                | 1 individual                | 1                    |                           | 1/20/09                        |

**Case Specifics:** On December 5, 2008 Randall McLerran plead guilty to Securing Execution of a Document by Deception.

Mr. McLerran was sentenced to seven (7) years probation and was ordered to pay restitution in the amount of \$27,989.95.

The charges are based on Mr. McLerran’s falsification of a loan application for a truck purchased through the TCEQ’s Texas Emissions Reduction Plan rebate grant program.

| <b>5. Case Name</b> | <b>Media Type</b> | <b>Number of Defendants</b>    | <b>Felony Counts</b> | <b>Misdemeanor Counts</b> | <b>Date of Case Resolution</b> |
|---------------------|-------------------|--------------------------------|----------------------|---------------------------|--------------------------------|
| GenMar              | WQ/PI             | 1 corporation<br>2 individuals | 3                    |                           | 2/12/09<br>3/13/09             |

**Case Specifics:** On November 27, 2008, a US federal court has convicted General Maritime Management Portugal, a subsidiary of US-based tanker company General Maritime (GenMar) and two of its engineer officers of oil record book offences. The company and the Chief Engineer Antonio Rodrigues and First Engineer Jose Cavadas of the tanker M/T Genmar Defiance were found guilty by a jury in Corpus Christi, Texas, on two (2) counts of violating the Act to Prevent Pollution from Ships and 18 USC 1001.

On February 10, 2009, Mr. Rodrigues was sentenced three months of confinement in a half-way house, assessed a \$500 fine and five (5) years probation. Mr. Cavadas was sentenced six months of confinement in a half-way house, assessed a \$500 fine and five years probation.

On March 13, 2009, GenMar was ordered to pay a \$1,000,000 fine and serve five years probation.

The case came to light because two engine room crew members secretly photographed an alleged illegal, “magic pipe”, bypass of the oily water separator connection and provided the photographs to the Coast Guard during a routine boarding of the vessel in November last year when the vessel called at the Valero refinery, Corpus Christi.

**Appendix 22: Criminal Convictions FY2009**

| <b>6. Case Name</b> | <b>Media Type</b> | <b>Number of Defendants</b> | <b>Felony Counts</b> | <b>Misdemeanor Counts</b> | <b>Date of Case Resolution</b> |
|---------------------|-------------------|-----------------------------|----------------------|---------------------------|--------------------------------|
| BP Texas City       | Air               | 1 corporation               | 1                    |                           | 3/12/09                        |

**Case Specifics:** On October 25, 2007, BP Products North America Inc., plead guilty to a felony violation of the Clean Air Act for its conduct that resulted in the fatal explosion on March 23, 2005 at their Texas City Refinery.

On March 12, 2009 BP was ordered to pay a \$50,000,000 fine. In addition to the standard probationary conditions, BP was also ordered to comply with the terms of a compliance order issued by the TCEQ and ordered to comply with Conditions of Compliance issued by OSHA.

The charges were based on the catastrophic explosion that occurred on March 23, 2005 at the Texas City refinery, which resulted in the death of fifteen contract workers and injuries of over 170 others. The explosion was the result of hydrocarbon liquid and vapor being released from a “blow down stack” and igniting during the startup of a unit that is used to increase octane content in unleaded gasoline. The unit had been shut down for nearly a month for maintenance and repairs. BP admitted that from 1999 up until the morning of March 23, 2005, several procedures required by the Clean Air Act for ensuring the mechanical integrity and a safe startup had either not been established or were being ignored.

This is the first prosecution under a section of the Clean Air Act specifically enacted to prevent accidental releases that may result in death or serious injury.

The case was prosecuted by the Environmental Crimes Section of the Department of Justice and the U.S. Attorney’s Office for the Southern District of Texas. The case was investigated by the EPA’s Criminal Investigation Division and the FBI in cooperation with the Texas Commission on Environmental Quality.

**Appendix 22: Criminal Convictions FY2009**

| <b>7. Case Name</b>                 | <b>Media Type</b> | <b>Number of Defendants</b> | <b>Felony Counts</b> | <b>Misdemeanor Counts</b> | <b>Date of Case Resolution</b> |
|-------------------------------------|-------------------|-----------------------------|----------------------|---------------------------|--------------------------------|
| Heartland Automotive Services, Inc. | WQ                | 1 Corporation               |                      | 3                         | 4/9/09                         |

**Case Specifics:** On April 9, 2009, Heartland Automotive Services, Inc. plead guilty to three (3) counts of a unauthorized discharge in violation of TWC 7.147.

Heartland Automotive Services, Inc. was ordered to pay a \$300,000 dollar fine and to print a public apology in the Austin American Statesmen.

The charges where based on evidence showing that employee's of Heartland Automotive Services, Inc., a franchisee of Jiffy Lube, routinely and without authorization discharged oil and wastewater into the city's sewer system with the knowledge of regional and district managers.

| <b>8. Case Name</b>   | <b>Media Type</b> | <b>Number of Defendants</b> | <b>Felony Counts</b> | <b>Misdemeanor Counts</b> | <b>Date of Case Resolution</b> |
|-----------------------|-------------------|-----------------------------|----------------------|---------------------------|--------------------------------|
| Simply Aquatics, Inc. | HW                | 2 individuals               | 2                    |                           | 5/27/09                        |

**Case Specifics:** On August 8 and 12, 2008 Lyle and Kevin Hester owners of Simply Aquatics, Inc. plead guilty to the illegal disposal of hazardous waste.

On May 27, 2009 KEVIN WAYNE HESTER, 34, was sentenced to 20 months in federal prison. His father, LYLE HESTER, 62, was sentenced to 14 months in federal prison. The Hesters were ordered by U.S. District Judge Ron Clark to jointly pay restitution in the amount of \$391,442.57.

The Hesters buried numerous chlorine gas cylinders on the owners' property. The buried gas cylinders were located and excavated and removed from the site by an EPA contractor. A total of 113 gas cylinders were removed from the site. Thirty three of the cylinders were determined to be under high pressure and contained a combined total of 952 pounds of chlorine.

The case was investigated by investigators from the EPA Criminal Investigation Division and the TCEQ Environmental Crimes Unit.



**Appendix 22: Criminal Convictions FY2009**

| <b>9. Case Name</b>  | <b>Media Type</b> | <b>Number of Defendants</b> | <b>Felony Counts</b> | <b>Misdemeanor Counts</b> | <b>Date of Case Resolution</b> |
|----------------------|-------------------|-----------------------------|----------------------|---------------------------|--------------------------------|
| J&L Recycling #2 LLC | WQ                | 1 corporation               | 1                    |                           | 7/1/09                         |

**Case Specifics:** On July 7, 2009 J&L Recycling #2 LLC, plead guilty to one (1) count of the illegal handling of used oil in violation of TWC 7.176.

J&L Services LLC was order to pay a \$47,500 fine.

The charges where based on evidence which showed that J&L Recycling #2 LLC routinely handled used oil in a manner which allowed it to drain onto the ground in violation of TWC 7.176.

| <b>10. Case Name</b> | <b>Media Type</b> | <b>Number of Defendants</b> | <b>Felony Counts</b> | <b>Misdemeanor Counts</b> | <b>Date of Case Resolution</b> |
|----------------------|-------------------|-----------------------------|----------------------|---------------------------|--------------------------------|
| Teer Plating I, Ltd. | HW<br>WQ          | 1 corporation               | 2                    |                           | 7/8/09                         |

**Case Specifics:** On July 8, 2009, Teer Plating I, Ltd., through its corporate parent, SEI Metaltek, plead guilty to one (1) count storage of a hazardous waste in violation of TWC 7.162 and one (1) count of unauthorized discharge of a pollutant in violation of TWC 7.145.

The corporation was ordered to pay a \$90,000 fine.

Teer Plating I, Ltd. was under Texas Environmental Enforcement Task Force investigation for alleged mishandling of hazardous and industrial waste at their plating job shop in Dallas, Texas. The company engaged in electroplating zinc, chromium onto metal parts, and anodizing and/or conversion coating of metal parts.

**Appendix 22: Criminal Convictions FY2009**

| <b>11. Case Name</b>  | <b>Media Type</b> | <b>Number of Defendants</b> | <b>Felony Counts</b> | <b>Misdemeanor Counts</b> | <b>Date of Case Resolution</b> |
|---|-------------------|-----------------------------|----------------------|---------------------------|--------------------------------|
| Santana / Luna wire burner  | HW                | 1 individual                | 3                    |                           | 7/7/09                         |
| <p><b>Case Specifics:</b> On July 7, 2009 Antonio Santana Jr. plead guilty to one (1) count of theft in violation of TPC 31.01, and two (2) counts of illegal disposal of hazardous waste in violation of TWC 7.162.</p> <p>Mr. Santana was ordered to serve seven (7) years of probation and ordered to pay \$15,500 restitution to Lufkin Industries for the theft of copper wire.</p> <p>The charges were based on evidence which showed that Mr. Santana was an accomplice in the theft of copper wire and then burned the insulation off the wire so the copper could be sold to recyclers. The burning of the insulation generated a hazardous waste.</p> |                   |                             |                      |                           |                                |
| <b>12. Case Name</b>  | <b>Media Type</b> | <b>Number of Defendants</b> | <b>Felony Counts</b> | <b>Misdemeanor Counts</b> | <b>Date of Case Resolution</b> |
| OCC/Outdoor Creations Co.   | PI                | 1                           | 1                    |                           | 7/24/09                        |
| <p><b>Case Specifics:</b> On Jul 24, 2009, Robert Barton McCans, Jr., plead guilty to one count of theft of services in violation of TPC 31.04. Mr. McCans has been under investigation for securing job contracts and payment then absconding with payment while indicating he was a TCEQ licensed landscape irrigator.</p> <p>Mr. McCans was sentenced to five years probation, fined \$500, and ordered to pay court costs. McCans was also ordered to pay \$10,100 in restitution to the victims of his schemes.</p>  |                   |                             |                      |                           |                                |



**Appendix 23: Criminal Convictions FY2008**

| <b>1. Case Name</b>  | <b>Media Type</b> | <b>Number of Defendants</b>   | <b>Felony Counts</b> | <b>Misdemeanor Counts</b> | <b>Date of Case Resolution</b> |
|--|-------------------|-------------------------------|----------------------|---------------------------|--------------------------------|
| Fujicolor Processing   | WQ                | 1 corporation<br>1 individual | 1                    | 1                         | 9/06/07<br>6/18/08             |
| <p><b>Case Specifics:</b> On September 6, 2007, Fujicolor Processing plead guilty to one count of discharging excessive amounts of silver-tainted photo processing waste to a Texas wastewater treatment plant in violation of 33 U.S.C. Section 1342(b)(8).</p> <p>Fujicolor Processing was assessed a \$200,000 fine.</p> <p>On June 18, 2008, Gerald Lakota, a former employee plead guilty to willfully concealing and covering up a material fact in reports required under the CWA.</p> <p>Sentencing for Lakota is currently set for October 2008.</p> <p>The charges were based on the discovery that from 1999 through July 2002 employees were selectively reporting to the City of Terrell, only test results that fell within permit limits. Industrial facilities report results to local agencies for permit compliance purposes. Employees would send part of a sample to a laboratory for screening and, if the sample met permit limits, it would be submitted to the city. If a sample did not meet the silver limit, employees would keep collecting samples until they found one that fell within allowable limits.</p>  |                   |                               |                      |                           |                                |
| <b>2. Case Name</b>  | <b>Media Type</b> | <b>Number of Defendants</b>   | <b>Felony Counts</b> | <b>Misdemeanor Counts</b> | <b>Date of Case Resolution</b> |
| BP Texas City  | Air               | 1 corporation                 | 1                    |                           | 10/25/07                       |
| <p><b>Case Specifics:</b> On October 25, 2007, BP Products North America Inc., plead guilty to a felony violation of the Clean Air Act for its conduct that resulted in the fatal explosion on March 23, 2005 at their Texas City Refinery.</p> <p>A sentencing hearing on this case is set for October 2008.</p> <p>The charges were based on the catastrophic explosion that occurred on March 23, 2005 at the Texas City refinery, which resulted in the death of fifteen contract workers and injuries of over 170 others. The explosion was the result of hydrocarbon liquid and vapor being released from a “blow down stack” and igniting during the startup of a unit that is used to increase octane content in unleaded gasoline. The unit had been shut down for nearly a month for maintenance and repairs. BP admitted that from 1999 up until the morning of March 23, 2005, several procedures required by the Clean Air Act for ensuring the mechanical integrity and a safe startup had either not been established or were being ignored.</p> <p>This is the first prosecution under a section of the Clean Air Act specifically enacted to prevent accidental releases that may result in death or serious injury.</p> <p>The case was prosecuted by the Environmental Crimes Section of the Department of Justice and the U.S. Attorney’s Office for the Southern District of Texas. The case was investigated by the EPA’s Criminal Investigation Division and the FBI in cooperation with the Texas Commission on Environmental Quality.</p> |                   |                               |                      |                           |                                |
| <b>3. Case Name</b>  | <b>Media Type</b> | <b>Number of Defendants</b>   | <b>Felony Counts</b> | <b>Misdemeanor Counts</b> | <b>Date of Case Resolution</b> |

**Appendix 23: Criminal Convictions FY2008**

|   |                   |                                |                      |                           |   |
|---|-------------------|--------------------------------|----------------------|---------------------------|---|
| Chance Demo   | SW                | 2 individuals                  |                      | 2                         | 11/05/07<br>11/06/07                      |
| <p><b>Case Specifics:</b> On November 05, 2007, Kenneth Wayne Chance plead guilty to one count of illegal dumping of solid waste in violation of H&amp;SC 365.012.</p> <p>Mr. Chance was assessed a \$500 fine.</p> <p>On November 06, 2007, Ricky Dean White plead guilty to one count of illegal dumping of solid waste in violation of H&amp;SC 365.012.</p> <p>Mr. White was assessed a \$300 fine.</p> <p>The charges result from Chance and White transporting and disposing of demolition debris at an unpermitted location.</p> |                   |                                |                      |                           |   |
| <b>4. Case Name</b>   | <b>Media Type</b> | <b>Number of Defendants</b>    | <b>Felony Counts</b> | <b>Misdemeanor Counts</b> | <b>Date of Case Resolution</b>            |
| Site Concrete, Inc.   | PI/PD<br>W        | 1 corporation<br>3 individuals | 4                    |                           | 11/07/07<br>2/26/08<br>3/18/08<br>3/25/08 |

## Appendix 23: Criminal Convictions FY2008

**Case Specifics:** On November 7, 2007, Site Concrete, Inc. plead guilty to one count of violating 18 USC 101, False Statements to the Government.

Site Concrete was sentenced to five years probation and payed a \$30,000 fine. In addition to the standard probationary conditions, site Concrete, Inc. was also ordered to comply with the terms of a compliance Order issued by EPA and ordered to comply with Conditions of Compliance issued by OSHA.

On February 26, 2008, Roman Castillega, former construction foreman for Site Concrete, Inc. plead guilty to one count of violating 18 USC 101, False Statements to the Government.

Roman Castillega, construction foreman, was sentenced on September 9, 2008 to three years probation and ordered to pay a \$5000 fine and a \$100 court assessment. Standard conditions of probation were imposed.

On March 18, 2008, Jose Jesus Lopez, former job superintendent for Site Concrete, Inc. plead guilty to one count of violating 18 USC 101, False Statements to the Government.

Jesse Lopez, for his role as construction superintendent and setting the scheme in place, was sentenced on September 9, 2008 to three years probation and ordered to pay a \$10,000 fine and a \$100 court assessment. Lopez was also ordered to serve 50 hours of community service. Standard conditions of probation were imposed.

On March 25, 2008, Rudolfo Macias, former construction for Site Concrete, Inc. plead guilty to one count of violating 18 USC 101, False Statements to the Government.

Rudolfo Macias, construction foreman, was sentenced on September 9, 2008 to three years probation and ordered to pay a \$4000 fine and a \$100 court assessment. Standard conditions of probation were imposed.

Site Concrete was responsible for constructing new drinking water lines in Fairview, Texas. As part of its construction project, Site Concrete was required to draw water samples from the lines and submit them to the EPA, acting through the Texas Commission for Environmental Quality, for testing for the presence of microbiological contamination. Through its employees and agents, Site Concrete caused false water samples to be submitted in order to conceal the presence of contamination. Site Concrete also admitted to having repeatedly violated Occupational Safety and Health Administration (OSHA) regulations on other construction projects.

| 5. Case Name         | Media Type | Number of Defendants | Felony Counts | Misdemeanor Counts | Date of Case Resolution |
|----------------------|------------|----------------------|---------------|--------------------|-------------------------|
| Regional Dane Parker | Air/SW     | 1 individual         | 1             |                    | 12/08/07                |

**Appendix 23: Criminal Convictions FY2008**

**Case Specifics:** On December 11, 2007, Reginald Dane Parker was found guilty of Felony Evading Arrest. Parker was sentenced to eight years imprisonment.

Parker had previously been convicted in November 2005, for Disposal of Hazardous Waste without a Permit and his disposal activities associated with illegally burning copper wire along the banks of the Colorado River. He received a six year sentence from this conviction and was paroled in June 2006.

Parker was suspected of stealing thousands of dollars worth of copper. GPS tracking led to two sites where copper had been stolen and one site where wire was being stripped and felony commercial dumping was occurring.

On February 15, 2007, during active surveillance, Parker went to the Old State School located on FM 969 in Travis County. He was observed on the roof of a building and in an electrical man hole. While entering his vehicle he was approached by Travis Co. SWAT, escaped, wrecked his vehicle and fled the scene. Parker was arrested later that morning after calling in a bogus 911 call that his vehicle had been stolen. Parker was charged with Aggravated Assault against a Peace Officer, Evading Arrest, Theft, and Felony Commercial Dumping. The Evading Arrest charge was the only charge presented at trial; however, the previous Hazardous Waste felony was presented during the case and used as an enhancement for sentencing.

| <b>6. Case Name</b>          | <b>Media Type</b> | <b>Number of Defendants</b>    | <b>Felony Counts</b> | <b>Misdemeanor Counts</b> | <b>Date of Case Resolution</b> |
|------------------------------|-------------------|--------------------------------|----------------------|---------------------------|--------------------------------|
| The Store Décor Company Inc. | HW<br>WQ          | 3 individuals<br>1 corporation | 1                    | 3                         | 2/27/08<br>3/05/08<br>3/12/08  |

**Case Specifics:** On February 27, 2008, Willie Leon Thames, plead guilty to one count of a negligent discharge of a pollutant in violation of 33 U.S.C. Sec. 1311(a) and sec. 1319(c)(1)(A).

On March 5, 2008, James Michael Epting negligent discharge of a pollutant and Adding and Abetting in violation of 33 U.S.C. Sec. 1311(a) and sec. 1319(c)(1)(A).

On March 12, 2008, Robert Powledge Potts, plead guilty to one count of a negligent discharge of a pollutant in violation of 33 U.S.C. Sec. 1311(a) and sec. 1319(c)(1)(A).

On March 12, 2008, Store Décor Company Inc. was convicted of one count of transportation of a hazardous waste to an unpermitted facility in violation of 42 U.S.C. Sec. 6928(d)(1).

Sentencing in this case is pending.

The charges are based on Store Décor Company Inc. granting permission to co-defendant employees to remove seven drums of hazardous waste paint to use to burn brush at a relatives property. The property was not an authorized hazardous waste disposal site. The co-defendant employees then dumped the seven drums of hazardous waste into a drainage ditch.

| <b>7. Case Name</b> | <b>Media Type</b> | <b>Number of Defendants</b> | <b>Felony Counts</b> | <b>Misdemeanor Counts</b> | <b>Date of Case Resolution</b> |
|---------------------|-------------------|-----------------------------|----------------------|---------------------------|--------------------------------|
| J&B Trucking        | Pl/Air            | 1 individual                | 1                    |                           | 3/10/08                        |

**Appendix 23: Criminal Convictions FY2008**

| <p><b>Case Specifics:</b> On November 14, 2007, James Glen Gurganus, owner of J&amp;B Trucking, plead guilty to one count of violating 42 USC 7413, False Statement as to a matter within the CAA.</p> <p>Mr. Gurganus was sentenced to two years probation and ordered to pay a \$3000 fine.</p> <p>The charges are based on Gurganus's causing the falsification of annual tanker trailer vapor tight testing required under the CAA. The falsified test results were submitted to customers of J&amp;B Trucking who in turn forwarded the results to bulk gasoline terminals to demonstrate compliance with EPA Standard Method 27.</p> |            |                      |               |                    |                         |
|--|------------|----------------------|---------------|--------------------|-------------------------|
| 8. Case Name   | Media Type | Number of Defendants | Felony Counts | Misdemeanor Counts | Date of Case Resolution |
| John E. Woodruff   | WQ/S<br>W  | 1 individual         | 2             |                    | 5/13/08                 |
| <p><b>Case Specifics:</b> On March 13, 2008 a jury found John E. Woodruff guilty of one count violating TWC 7.176, Illegal Handling of Used Oil and one count of violating H&amp;SC 365.012, Illegal Dumping.</p> <p>Mr. Woodruff was ordered to serve two years at a state jail facility for the illegal dumping violation and to serve ten years at TCDJ for the used oil violation. These sentences are to run concurrently.</p> <p>These charges relate to Mr. Woodruff running an illegal landfill and the illegal handling of used oil at Track 30 River Bend Ranch in Lampasas County.</p>  |            |                      |               |                    |                         |
| 9. Case Name   | Media Type | Number of Defendants | Felony Counts | Misdemeanor Counts | Date of Case Resolution |
| Dile Kent McNair   | HW         | 1 individual         | 1             |                    | 5/20/08                 |
| <p><b>Case Specifics:</b> On May 20, 2008, Dile Kent McNair plead guilty to one count of storage of hazardous waste at an unpermitted location in violation of 42 U.S.C 6928(d).</p> <p>Sentencing in this case is pending.</p> <p>The charges are the result of Mr. McNair's abandoning drums of spent cyanide plating bath solutions and plating bath residues at a location without the required permits.</p>   |            |                      |               |                    |                         |
| 10. Case Name  | Media Type | Number of Defendants | Felony Counts | Misdemeanor Counts | Date of Case Resolution |
| Terry Lewis Wilson   | WQ         | 1 individual         | 1             |                    | 5/27/08                 |
| <p><b>Case Specifics:</b> On May 27, 2008 Terry Lewis Wilson plead guilty to one count of an unauthorized discharge of a pollutant in violation of TWC 7.145.</p> <p>Mr. Wilson was ordered to serve two years probation and pay a \$1,000 fine.</p> <p>The charge resulted from the discharge of sewage in Upshur County.</p>   |            |                      |               |                    |                         |
| 11. Case Name  | Media Type | Number of Defendants | Felony Counts | Misdemeanor Counts | Date of Case Resolution |
| <i>IZR Corporation dba Garland Fina</i>  | PST        | 1 individual         |               | 1                  | 6/13/08                 |



**Appendix 23: Criminal Convictions FY2008**

| <p><b>Case Specifics:</b> On June 13, 2008 Kenneth Paul Ramey plead guilty to a misdemeanor violation of TWC 7.156, Violation relating to a UST.</p> <p>Ramey was ordered to pay a fine of \$500 and will be on deferred probation for two years.</p> <p>This case resulted from the use of a forged TCEQ PST delivery certificate by the company in order to receive shipments of fuel at the Garland Fina station.</p>   |            |                      |               |                    |                         |
|--|------------|----------------------|---------------|--------------------|-------------------------|
| 12. Case Name  | Media Type | Number of Defendants | Felony Counts | Misdemeanor Counts | Date of Case Resolution |
| Valley Gin Cotton Mill   | Air        | 1 corporation        |               | 1                  | 7/22/08                 |
| <p><b>Case Specifics:</b> On 7-22-078 Valley Gin Company plead guilty to Violation of the Clean Air Act under TWC 7.177.</p> <p>Valley Gin was ordered to pay fine of \$1,000.</p> <p>The charges resulted from Valley Gin's burning of trash containing cotton gin waste and used tires.</p>  |            |                      |               |                    |                         |
| 13. Case Name  | Media Type | Number of Defendants | Felony Counts | Misdemeanor Counts | Date of Case Resolution |
| Candelaria Ranch, LLC  | WQ         | 1 corporation        | 1             |                    | 7/23/08                 |
| <p><b>Case Specifics:</b> On July 23, 2008, Paul Candelaria Sr. a representative of Candelaria Ranch, LLC plead the corporation guilty to one count of a unauthorized discharge in violation of TWC 7.145.</p> <p>Candelaria Ranch, LLC was order to pay a \$50,000 dollar fine.</p> <p>The charges resulted from the dumping of hog carcasses into a dry stream bed in Gonzales County.</p>   |            |                      |               |                    |                         |
| 14. Case Name  | Media Type | Number of Defendants | Felony Counts | Misdemeanor Counts | Date of Case Resolution |
| Simply Aquatics, Inc.  | HW         | 2 individuals        | 2             |                    | 8/8/08<br>8/13/08       |
| <p><b>Case Specifics:</b> On August 8, 2008, Lyle Hester plead guilty to five count of disposing of hazardous waste without a permit. The offense is a violation of 42 U.S.C 6928(d), which criminalizes the storage, transportation or disposal of hazardous wastes without a permit.</p> <p>On August 12, 2008, Kevin Wayne Hester plead guilty to disposing of hazardous waste without a permit in violation of 42 U.S.C 6928(d).</p> <p>Sentencing in this case is pending.</p> <p>Kevin Hester was president of Simply Aquatics, Inc. In January 2007, investigators with the Environmental Protection Agency (EPA) and the Texas Commission on Environmental Quality (TCEQ) executed a search warrant on Kevin Hester's residential and ranching property located on County Road 3065 in Kirbyville and discovered that Kevin and his father, Lyle Hester, had buried 113 compressed gas cylinders on the property. Lyle Hester was also the shop foreman for the company. It was determined during the investigation that 33 of the compressed gas cylinders were under high pressure and contained a combined total of 952 pounds of chlorine gas.</p> |            |                      |               |                    |                         |

**Appendix 24: Criminal Convictions FY2007**

| <b>1. Case Name</b>  | <b>Media Type</b> | <b>Number of Defendants</b> | <b>Felony Counts</b> | <b>Misdemeanor Counts</b> | <b>Date of Case Resolution</b> |
|--|-------------------|-----------------------------|----------------------|---------------------------|--------------------------------|
| Dye Dump   | MSW               | 1 Individual                |                      | 1                         | 9/6/06                         |
| <p><b>Case Specifics:</b> On September 6, 2006, Bill Walker Realty pled guilty of one county of illegal dumping under H&amp;SC 365.012.</p> <p>Bill Walker Realty was assessed a \$1,000 fine and ordered to pay \$3,200 in restitution to the YWCA.</p> <p>The charge was based the illegal disposal of industrial dyes from a dye washing facility in El Paso County.</p>  |                   |                             |                      |                           |                                |
| <b>2. Case Name</b>  | <b>Media Type</b> | <b>Number of Defendants</b> | <b>Felony Counts</b> | <b>Misdemeanor Counts</b> | <b>Date of Case Resolution</b> |
| Southwest Shipyards I  | WQ                | 1 Individual                |                      | 1                         | 9/8/06                         |
| <p><b>Case Specifics:</b> On September 8, 2006, John Robert Brasington pled guilty to one count of an unauthorized discharge in violation of TWC 7.147.</p> <p>Brasington was assessed a \$50,000 fine.</p> <p>The charge was based on the illegal discharge of industrial waste into the Houston Ship Channel in Harris County.</p>   |                   |                             |                      |                           |                                |
| <b>3. Case Name</b>  | <b>Media Type</b> | <b>Number of Defendants</b> | <b>Felony Counts</b> | <b>Misdemeanor Counts</b> | <b>Date of Case Resolution</b> |
| William Craig Martindale   | WQ                | 1 Individual                |                      | 1                         | 9/29/06                        |
| <p><b>Case Specifics:</b> On September 29, 2006, William Martindale pled guilty to one count of attempted tampering with a governmental record in violation of Texas Penal Code, section 37.10.</p> <p>Mr. Martindale was ordered to serve two years of probation, pay a \$1,000 fine and perform 80 hours community service.</p> <p>The charge was based on Mr. Martindale’s falsification of governmental records associated with his work experience on an application for a wastewater operator’s license. The case was prosecuted by the Public Integrity Unit of the Travis County District Attorney’s Office.</p> |                   |                             |                      |                           |                                |
| <b>4. Case Name</b>  | <b>Media Type</b> | <b>Number of Defendants</b> | <b>Felony Counts</b> | <b>Misdemeanor Counts</b> | <b>Date of Case Resolution</b> |
| Francisco Bocanegra  | MSW               | 1 Individual                | 1                    |                           | 10/5/06                        |
| <p><b>Case Specifics:</b> On October 05, 2006, Francisco Bocanegra pled guilty to one count of illegal dumping in violation of H&amp;SC, section 365.012.</p> <p>Mr. Bocanegra was order to serve nine months probation, pay a \$3,000 fine and perform 80 hours community service.</p> <p>The charges where based on the illegal disposal of demolition debris in El Paso County.</p>   |                   |                             |                      |                           |                                |
| <b>5. Case Name</b>  | <b>Media Type</b> | <b>Number of Defendants</b> | <b>Felony Counts</b> | <b>Misdemeanor Counts</b> | <b>Date of Case Resolution</b> |
| Phoenix 24/7, LLC  | IHW               | 1 Individual                | 1                    |                           | 10/25/06                       |

**Appendix 24: Criminal Convictions FY2007**

|  |                   |                             |                      |                           |                                |
|--|-------------------|-----------------------------|----------------------|---------------------------|--------------------------------|
| <p><b>Case Specifics:</b> On October 25, 2006, Michael Lee Holder pled guilty in an Oklahoma State District Court to one count of the Unlawful Concealment of Hazardous Waste in violation of 21 Oklahoma Statute 1230.7.</p> <p>Mr. Holder was ordered to serve two years probation and pay a \$ 500 fine.</p> <p>The charge was base on the illegal transportation of hazardous waste from San Antonio, Texas to Oklahoma.</p> |                   |                             |                      |                           |                                |
| <b>6. Case Name</b>  | <b>Media Type</b> | <b>Number of Defendants</b> | <b>Felony Counts</b> | <b>Misdemeanor Counts</b> | <b>Date of Case Resolution</b> |
| Skinner Transportation Inc.  | MSW               | 1 Corporation               |                      | 1                         | 10/26/06                       |
| <p><b>Case Specifics:</b> On October 26, 2006, Skinner Trucking Inc. pled guilty of one count of illegal dumping under H&amp;SC 365.012.</p> <p>Skinner Trucking Inc. was assessed a \$10,000 fine.</p> <p>The charge was based on the illegal disposal of a water and diesel fuel mixture in Travis County.</p>   |                   |                             |                      |                           |                                |
| <b>7. Case Name</b>  | <b>Media Type</b> | <b>Number of Defendants</b> | <b>Felony Counts</b> | <b>Misdemeanor Counts</b> | <b>Date of Case Resolution</b> |
| Chavez Plumbing  | WQ                | 1 Individual                |                      | 1                         | 11/6/06                        |
| <p><b>Case Specifics:</b> On November 6, 2006, Mr. Chavez pled guilty to one count of an illegal discharge in violation of TWC, section 7.147.</p> <p>Mr. Chavez was ordered to serve one year of probation, pay a \$5,000 fine and perform 80 hours community service.</p> <p>The charge was based on the illegal discharge of grease into a storm drain in El Paso County.</p>   |                   |                             |                      |                           |                                |
| <b>8. Case Name</b>  | <b>Media Type</b> | <b>Number of Defendants</b> | <b>Felony Counts</b> | <b>Misdemeanor Counts</b> | <b>Date of Case Resolution</b> |
| Trucks and More  | MSW               | 1 Individual                | 1                    |                           | 11/7/06                        |
| <p><b>Case Specifics:</b> On November 7, 2006, Milton Eugene Taylor pled guilty to one count of illegal dumping in violation of H&amp;SC 365.012.</p> <p>Mr. Taylor was order to serve 18 months probation, pay a \$1,000 fine and ordered to remediate the site as laid out in the terms of probation.</p> <p>The charges where based on Mr. Taylor illegal disposal of junk cars in Kerr County.</p>                           |                   |                             |                      |                           |                                |
| <b>9. Case Name</b>  | <b>Media Type</b> | <b>Number of Defendants</b> | <b>Felony Counts</b> | <b>Misdemeanor Counts</b> | <b>Date of Case Resolution</b> |
| Process Stainless Inc.   | IHW               | 1 Individual                | 4                    |                           | 12/8/06                        |

**Appendix 24: Criminal Convictions FY2007**

| <p><b>Case Specifics:</b> On December 8, 2006, Todd Mathewson was found guilty of four counts of illegal handling of hazardous waste in violation of TWC, section 7.162.</p> <p>Mr. Mathewson was order to serve five years probations, pay a \$25,000 fine and to hire an independent environmental consultant to conduct annual environmental compliance audits of his business during the term of his probation.</p> <p>The charges where based on Mr. Mathewson illegal transportation and storage of hazardous waste at his electro-polishing facility in Hutto. The case was prosecuted by the Travis County District Attorney’s Office.</p> |            |                               |               |                    |                         |
|--|------------|-------------------------------|---------------|--------------------|-------------------------|
| 10. Case Name  | Media Type | Number of Defendants          | Felony Counts | Misdemeanor Counts | Date of Case Resolution |
| ACME Environmental Systems   | MSW        | 1 Individual<br>1 Corporation |               | 2                  | 12/15/07                |
| <p><b>Case Specifics:</b> On December 15, 2006, ACME Environmental Systems and David Hernandez Jr. pled guilty to one count of illegal dumping for commercial purposes in violation of H&amp;SC, section 365.012.</p> <p>ACME Environmental Systems was assessed a \$10,000 fine. Mr. Hernandez was ordered to serve one year probation, pay a \$4,000 fine and to perform 200 hours of community service at the Clint Landfill or other community clean-up program.</p> <p>The charges where based on the illegal disposal of construction debris in an unauthorized pit in El Paso County.</p>   |            |                               |               |                    |                         |
| 11. Case Name  | Media Type | Number of Defendants          | Felony Counts | Misdemeanor Counts | Date of Case Resolution |
| Southwest Shipyards II   | WQ         | 1 Corporation                 | 3             | 1                  | 2/15/07                 |
| <p><b>Case Specifics:</b> On February 15, 2007, Southwest Shipyards pled guilty to three felony counts and one misdemeanor count of an unauthorized discharge in violation of the TWC.</p> <p>Southwest Shipyard was assessed a \$350,000 fine.</p> <p>The charge was based on the illegal discharge of industrial waste into the Houston Ship Channel in Harris County.</p>   |            |                               |               |                    |                         |
| 12. Case Name  | Media Type | Number of Defendants          | Felony Counts | Misdemeanor Counts | Date of Case Resolution |
| North American Waste Assistance  | IHW        | 1 Individual                  | 3             |                    | 2/16/07                 |
| <p><b>Case Specifics:</b> On February 16, 2007, Dennis Rodriguez was found guilty of one count of making a false statement or representation on a manifest and two counts of the illegal transportation of a hazardous waste.</p> <p>Mr. Rodriguez was ordered to serve five months in prison, five months home confinement, two years of probation after his release, and to pay a \$10,000 fine.</p> <p>The charges where based on the illegal disposal of hazardous waste at two unauthorized facilities. The waste was transported from a site in El Paso County.</p>  |            |                               |               |                    |                         |

**Appendix 24: Criminal Convictions FY2007**

| <b>13. Case Name</b>  | <b>Media Type</b> | <b>Number of Defendants</b> | <b>Felony Counts</b> | <b>Misdemeanor Counts</b> | <b>Date of Case Resolution</b> |
|---|-------------------|-----------------------------|----------------------|---------------------------|--------------------------------|
| Jarrold Shane Harrison  | SW                | 1 Individual                | 1                    |                           | 3/16/07                        |
| <p><b>Case Specifics:</b> On March 16, 2007, Jarrold Shane Harrison pled guilty to one count of illegal dumping in violation of H&amp;SC, section 365.012.</p> <p>Mr. Harrison was order to serve 12 months in jail.</p> <p>The charges where based on the illegal disposal of demolition debris in Parker County.</p>  |                   |                             |                      |                           |                                |
| <b>14. Case Name</b>  | <b>Media Type</b> | <b>Number of Defendants</b> | <b>Felony Counts</b> | <b>Misdemeanor Counts</b> | <b>Date of Case Resolution</b> |
| Railroad Dump Site  | SW                | 1 Individual                |                      | 1                         | 5/25/07                        |
| <p><b>Case Specifics:</b> On May 25, 2007, Enrique Barrera pled guilty to one count of illegal dumping in violation of H&amp;SC, section 365.012.</p> <p>Mr. Barrera was order to 12 months probation and to pay a \$1,500 fine.</p> <p>The charges where based on the illegal dumping of solid waste in El Paso County.</p>  |                   |                             |                      |                           |                                |
| <b>15. Case Name</b>  | <b>Media Type</b> | <b>Number of Defendants</b> | <b>Felony Counts</b> | <b>Misdemeanor Counts</b> | <b>Date of Case Resolution</b> |
| Neyra Industries, Inc.  | WQ                | 1 Corporation               |                      | 1                         | 6/28/07                        |
| <p><b>Case Specifics:</b> On June 28, 2007, A representative of Neyra Industries pled the corporation guilty to one count of an unauthorized discharge in violation of Texas Water Code, section 7.147.</p> <p>Neyra was ordered to pay \$255,000 in remediation, \$10,000 in restitution to the State of Texas, and to perform \$100,000 is SEP projects in Williamson County.</p> <p>The charges where based on the illegal discharge of industrial wastes in Williamson County.</p>  |                   |                             |                      |                           |                                |
| <b>16. Case Name</b>  | <b>Media Type</b> | <b>Number of Defendants</b> | <b>Felony Counts</b> | <b>Misdemeanor Counts</b> | <b>Date of Case Resolution</b> |
| CITGO Petroleum Corp.<br>CITGO Refining   | Air               | 1 Corporation               | 4                    | 3                         | 6/27/07<br>7/17/07             |
| <p><b>Case Specifics:</b> On June 27, 2007 a jury found CITGO Petroleum Corp. guilty of two counts of violating the Clean Air Act by operating two huge open top tanks as oil/water separators, without installing the proper emission controls required by state and federal laws.</p> <p>On July 17, 2007 a federal judge found CITGO Petroleum Corp. guilty of violating three counts of the Migratory Bird Treaty Act by operating two huge open top tanks as oil/water separators without nets or other safety equipment required under federal law.</p> <p><i>CITGO is scheduled to be sentenced for these violations in late 2007.</i></p> |                   |                             |                      |                           |                                |